


# 1950 UNITED STATES CENSUS OF HOUSING

U. S. DEPARTMENT OF COMMERCE • BUREAU OF THE CENSUS



**HAMMOND, IND.**

**BLOCK  
STATISTICS**

## U. S. CENSUS OF HOUSING: 1950

### Volume

- I General Characteristics
- II Nonfarm Housing Characteristics
- III Farm Housing Characteristics
- IV Residential Financing
- V Block Statistics

Housing statistics for census tracts are to be included in the Population reports on census tracts.

## U. S. CENSUS OF POPULATION: 1950

### Volume

- I Number of Inhabitants
- II Characteristics of the Population

Succeeding volumes will cover the following subjects:

Census Tracts, Nativity and Parentage, Nonwhite Population by Race, Persons of Spanish Surname, Institutional Population, Differential Fertility, Labor Force Characteristics, Occupation, Industry, Income, Internal Migration, Education, Characteristics of Families and Households.

**UNITED STATES CENSUS of HOUSING : 1950**  
U. S. DEPARTMENT OF COMMERCE  
CHARLES SAWYER, Secretary

BUREAU OF THE CENSUS  
ROY V. PEEL, Director



**BLOCK STATISTICS**

**HAMMOND**  
**INDIANA**


*Prepared under the supervision of*  
Howard G. Brunzman, Chief  
*Population and Housing Division*

1950 HOUSING CENSUS REPORT

VOLUME V, PART 75

UNITED STATES GOVERNMENT PRINTING OFFICE 1951

**BLOCKS • CENSUS TRACTS**





## BUREAU OF THE CENSUS

ROY V. PEEL, *Director*

A. ROSS ECKLER, *Deputy Director*  
HOWARD C. GRIEVES, *Assistant Director*  
CONRAD TAEUBER, *Assistant Director*  
MORRIS H. HANSEN, *Assistant Director for Statistical Standards*  
ROBERT Y. PHILLIPS, *Assistant Director for Operations*  
CALVERT L. DEDRICK, *Coordinator, International Statistics*  
FRANK R. WILSON, *Information Assistant to the Director*

### Population and Housing Division—

HOWARD G. BRUNSMAN, *Chief*  
WAYNE F. DAUGHERTY, *Assistant Chief for Housing*  
ROBERT B. VOIGHT, *Assistant Chief for Operations*  
HENRY S. SHRYOCK, Jr., *Assistant Chief for Population*  
EDWIN D. GOLDFIELD, *Program Coordinator*

Quality and Equipment Statistics—Robert C. Hamer, *Chief*  
Inventory Statistics—Carl A. S. Coan, *Chief*  
Developmental Programs—J. Hugh Rose, *Chief*  
Residential Financing—Junia H. Honnold, *Chief*  
Territories and Possessions—Joel Williams, *Chief*  
Statistical Sampling—Joseph Steinberg, *Chief*  
Statistical Procedure—Morton A. Meyer, *Chief*  
Processing Operations—Milton D. Lieberman, *Chief*

Administrative Service Division—WALTER L. KEHRES, *Chief*  
Agriculture Division—RAY HURLEY, *Chief*  
Budget Officer—CHARLES H. ALEXANDER  
Business Division—HARVEY KAILIN, *Acting Chief*  
Field Division—LOWELL T. GALT, *Chief*  
Foreign Trade Division—J. EDWARD ELY, *Chief*  
Geography Division—CLARENCE E. BATSCHLEY, *Chief*  
Governments Division—ALLEN D. MANVEL, *Chief*  
Industry Division—MAXWELL R. CONKLIN, *Chief*  
Machine Tabulation Division—C. F. VAN AKEN, *Chief*  
Personnel Division—HELEN D. ALMON, *Chief*

### SUGGESTED IDENTIFICATION

U. S. Bureau of the Census. *U. S. Census of Housing: 1950. Vol. V, Block Statistics, Part 75.*  
U. S. Government Printing Office, Washington, D. C., 1951.

For sale by the Superintendent of Documents, U. S. Government Printing Office, Washington 25, D. C.,  
or any of the Field Offices of the Department of Commerce - Price 15 cents

## PREFACE

This report presents statistics on characteristics of dwelling units by blocks for the city. The tabulations are based on data from the 1950 Census of Housing, taken as of April 1, 1950. Authorization for the 1950 Census of Housing as part of the Seventeenth Decennial Census was provided by the Housing Act of 1949, approved July 15, 1949.

The major portion of the information compiled from the 1950 Census of Housing appears in Volume I, *General Characteristics*; Volume II, *Nonfarm Housing Characteristics*; Volume III, *Farm Housing Characteristics*; Volume IV, *Residential Financing*; and Volume V, *Block Statistics*. Volume V consists of separate reports, issued as bulletins for each of the 209 cities which in 1940 or in a subsequent census had a population of 50,000 or more. These reports will not be bound into a single publication.

The subjects covered in both the 1950 and 1940 reports on characteristics of dwelling units by blocks are substantially similar.

This report was prepared under the direction of Howard G. Brunsman, Chief, Population and Housing Division, and Wayne F. Daugherty, Assistant Chief for Housing. Robert C. Hamer, Chief, Quality and Equipment Statistics Section, was in charge of coordinating the content and the format of the report with assistance from Carl A. S. Coan, Chief, Inventory Statistics Section; Floyd D. McNaughton, Chief, Equipment and Facilities Unit; Beulah Washbaugh, Chief, Tenure and Vacancy Unit; and Walter A. Hines. The compilation of the statistics was under the supervision of Robert B. Voight, Assistant Chief for Operations.

The collection of the information on which these statistics are based was under the supervision of Lowell T. Galt, Chief, Field Division. The geographic work, including the assignment of all block numbers and the preparation of maps, was under the supervision of Clarence E. Batschelet, Chief, Geography Division. The data were tabulated under the supervision of C. F. Van Aken, Chief, Machine Tabulation Division.

November 1951.

# HAMMOND, IND.

## CONTENTS

### INTRODUCTION

	Page		Page
General.....	1	Definitions and explanations—Continued	
Related reports.....	1	Condition and plumbing facilities.....	2
Census tracts.....	1	Persons per room.....	2
Use of data.....	1	Color of occupants.....	2
Comparability with 1940 Housing Census data.....	1	Contract monthly rent.....	2
Definitions and explanations.....	1	Value of one-dwelling-unit structures.....	2
Dwelling unit.....	1	Number reporting.....	2
Occupancy and tenure.....	2	Block identification.....	2

### TABLES

	Page
Table 1.—Characteristics of housing for the city: 1950.....	3
Table 2.—Characteristics of housing by census tracts: 1950.....	3
Table 3.—Characteristics of housing for census tracts, by blocks: 1950.....	4

Map of city, by blocks, appears following last page of tables.

# BLOCK STATISTICS

## INTRODUCTION

### GENERAL

Volume V of the Reports on Housing consists of a separate report for each of the 209 cities which in 1940, or in a subsequent census prior to 1950, had a population of 50,000 or more. Each report presents for the city, by blocks, tabulations for a limited number of subjects obtained in the Census of Housing. The subjects in these reports are similar to those in the block statistics supplements to Volume I of the reports of the 1940 Census of Housing. The subjects in this report present the number of dwelling units classified by occupancy and tenure, condition and plumbing facilities, persons per room, color of occupants, average contract monthly rent of renter-occupied and selected vacant units, and the average value of one-dwelling-unit owner-occupied and selected vacant structures. In table 1, the statistics for these subjects are summarized for the city. Table 2 contains the statistics for census tracts. In table 3, the data are presented by blocks within census tracts. Maps identifying the location of each block and the census tract boundaries are a part of this report.

**Related reports.**—Related statistics for this city are contained in the Reports on Housing, Volume I, *General Characteristics*; and in the Reports on Population, Volume I, *Number of Inhabitants*, and Volume II, *Characteristics of the Population*.

The Reports on Housing for each State in Volume I present data on the characteristics of dwelling units for the State by residence (urban, rural nonfarm, and rural farm), for standard metropolitan areas, urbanized areas, counties, for urban places, places of 1,000 to 2,500 inhabitants, and rural-nonfarm and rural-farm dwelling units for each county. Each report includes the following subjects: occupancy, tenure, race of occupants, type of structure, year built, condition and plumbing facilities, water supply, toilet and bathing facilities, number of rooms, number of persons, persons per room, electric lighting, heating equipment, heating and cooking fuels, refrigeration equipment, kitchen sink, radio, television, and, for nonfarm units, the contract monthly rent, gross monthly rent, and value of one-dwelling-unit structures.

Volume I of the Reports on Population shows the 1950 population of each county and of each minor civil division within the county. It also contains figures for each incorporated place, for each unincorporated place with 1,000 or more inhabitants, and for incorporated places of 5,000 or more by wards. A special series of tables presents data for each urbanized area giving the incorporated places and portions of minor civil divisions within it.

Volume II of the 1950 Population Reports contains statistics on the general characteristics of the population. Chapter A of this volume repeats the figures on number of inhabitants as shown in Volume I; Chapter B presents demographic, economic, and social characteristics of the population; and Chapter C gives more detailed cross-classifications for States and large cities and standard metropolitan areas.

**Census tracts.**—Census tracts are small areas into which certain large cities have been subdivided for statistical and local administrative purposes. In most cases the tracts are permanently established, so that comparison may be made from census to census. The boundaries of tracts are established so as to include approximately equal numbers of inhabitants or equal areas; and each tract is designed to represent an area that is fairly

homogeneous in population characteristics. Although the tracted areas of some cities extend into the suburbs, the data shown in this report are restricted to the tracts within the corporate limits of the city.

**Use of data.**—The tabulation of housing characteristics for areas as small as city blocks provides descriptive material of considerable value for technical studies of housing in the city. The statistics will be useful in compiling totals for special types of areas that may be defined to meet the requirements of individual investigators. Users of the data should bear in mind that in practically all cases the data for a given block represent the work of only one enumerator. Consequently, housing characteristics for blocks are subject to a wider margin of error than is to be expected in the figures for tracts or wards which represent returns made by a number of enumerators. Misinterpretation of instructions by one enumerator may cause a significant bias in the statistics for a block even though it may have a negligible effect upon the figures for larger areas. For example, the enumeration of "condition" depended to a considerable extent upon the judgment of the individual enumerator. Also, failure to indicate the correct block number for a significant number of dwelling units may introduce errors into the block data.

**Comparability with 1940 Housing Census data.**—In the 1940 Census of Housing, reports entitled "Block Statistics" were issued as supplements to the first series of Housing bulletins. These supplements consisted of separate reports for each of the 191 cities which had 50,000 inhabitants or more in 1930.

In the 1950 reports, the block numbers used are different, in most cases, from those used in the 1940 reports. Therefore, to compare 1940 and 1950 data for a given block, it is necessary to locate the block on the maps to obtain the corresponding 1940 and 1950 block numbers.

The subjects in both the 1940 and 1950 reports are substantially similar. However, data on number of structures, year built, and mortgage status have been omitted from the 1950 report. Furthermore, in the 1940 reports average contract or estimated monthly rent was reported for all dwelling units while in 1950 average contract monthly rent is reported for some, and average value for other, dwelling units.

### DEFINITIONS AND EXPLANATIONS

More detailed and complete definitions are presented in Volume I of the Housing Reports.

**Dwelling unit.**—In general, a dwelling unit is a group of rooms or a single room, occupied or intended for occupancy as separate living quarters, by a family or other group of persons living together or by a person living alone.

A group of rooms, occupied or intended for occupancy as separate living quarters, is a dwelling unit if it has separate cooking equipment or a separate entrance. A single room, occupied or intended for occupancy as separate living quarters, is a dwelling unit if it has separate cooking equipment or if it constitutes the only living quarters in the structure. Also, each apartment in a regular apartment house is a dwelling unit even though it may not have separate cooking equipment. Excluded from the dwelling unit count are large rooming houses, institutions, dormitories, and transient hotels and tourists courts.

In the 1940 Census, a dwelling unit was defined as the living quarters occupied or intended for occupancy by one household.

A household consisted of a family or other group of persons living together with common housekeeping arrangements, or a person living entirely alone. However, the enumerator was not explicitly instructed to define rooms as dwelling units on the basis of cooking equipment or separate entrance.

The number of dwelling units in the 1950 Census may be regarded as comparable with the number of dwelling units in the 1940 Census. Some living quarters may have been classified as separate dwelling units in the one census and not in the other. Further, in the 1950 Census, living quarters with five or more lodgers were not tabulated as dwelling units; generally, such quarters were included in the 1940 dwelling unit count. However, the net effect of these changes is probably small.

**Occupancy and tenure.**—Dwelling units are classified by occupancy and tenure into four groups: owner-occupied; renter-occupied; vacant nonseasonal not dilapidated, for rent or sale; and other vacant and nonresident. A dwelling unit is classified as owner-occupied if it was owned wholly or in part by the head of the household or by some related member of his family living in the dwelling unit. All other occupied units are classified as renter-occupied whether or not cash rent was actually paid for living quarters. Rent-free units and living accommodations received in payment for services performed are thus included with the renter-occupied units.

A dwelling unit is considered vacant if no persons are living in it at the time of enumeration. New units not yet occupied were enumerated as vacant dwelling units if construction had proceeded to the extent that all the exterior windows and doors were installed and final usable floors were in place. The classification "Vacant nonseasonal not dilapidated, for rent or sale" is descriptive of the vacant dwelling units reported in this classification. "Other vacant and nonresident" units include all dilapidated and seasonal vacant units as well as the not dilapidated units which were not for rent or sale.

Because of changes in enumeration procedures, the counts of total vacant units in 1940 and 1950 are not strictly comparable. In 1940, vacant units were enumerated if they were habitable; units uninhabitable and beyond repair were excluded from the enumeration. In 1950, units were included regardless of condition if they were intended for occupancy as living quarters. Therefore, no comparison should be made between the data on "vacant nonseasonal not dilapidated, for rent or sale" units from the 1950 Census and data in the 1940 Census reports.

In both censuses, dwelling units occupied entirely by non-residents were included with vacant units not for rent or sale. Trailers, tents, houseboats, and railroad cars which were vacant were excluded from the dwelling unit inventory in both 1950 and 1940.

**Condition and plumbing facilities.**—Data on condition of a dwelling unit are shown in combination with data for selected plumbing facilities and are, therefore, limited to units for which both condition and plumbing facilities are reported. Plumbing facilities include water supply, toilet facilities, and bathing facilities.

The category "with private bath" includes those dwelling units reported with both a flush toilet and a bathtub or shower inside the structure for the exclusive use of the occupants of the unit. The category "no private bath" includes those dwelling units not having private flush toilet or not having private bathing facilities. The "no running water" category includes units with only piped running water outside the structure or with only other sources such as a hand pump.

A dwelling unit is "dilapidated" when it is run-down or neglected, or is of inadequate original construction, so that it does not provide adequate shelter or protection against the elements or it endangers the safety of the occupants.

**Persons per room.**—The number of persons per room has been computed for each occupied dwelling unit by dividing the number

of persons in the dwelling unit by the number of rooms in the dwelling unit. All persons enumerated in the Population Census as members of the household (including lodgers, servants, and other nonrelated persons) are counted in determining the number of persons that occupy the dwelling unit. The number of rooms in the dwelling unit includes all rooms available for living quarters throughout the year. Not counted as rooms are bathrooms, closets, pantries, halls, screened porches, and unfinished rooms in the basement and attic.

**Color of occupants.**—Occupied dwelling units are classified by color of head of household according to the definition used in the 1950 Census of Population. The group designated as "non-white" consists of Negroes, Indians, Japanese, Chinese, and other nonwhite races. Persons who are not definitely Indian or of other nonwhite race are classified as white.

**Contract monthly rent.**—Contract monthly rent is the rent, at the time of enumeration, contracted for by the renter regardless of whether it includes furniture, heating fuel, electricity, cooking fuel, water, or personal services.

Monthly rent for vacant dwelling units is the amount asked for the dwelling unit at the time of enumeration. The average monthly rent relates to renter-occupied dwelling units and vacant nonseasonal not dilapidated units for rent. Dwelling units which are occupied "rent-free" are not included with the units reporting rent.

**Value of one-dwelling-unit structures.**—Average value is shown for owner-occupied dwelling units and vacant nonseasonal not dilapidated units which are for sale only. Value is shown only if the unit is in a one-dwelling-unit structure without business and if it is the only dwelling unit included in the property. The value represents the amount for which the owner estimates that the property, including such land as belongs with it, would sell under ordinary conditions and not at a forced sale. For vacant units, value is the sale price asked by the owner.

**Number reporting.**—Occupancy and tenure are reported for all dwelling units, and color of occupants is reported for all occupied units. The corresponding distributions for these subjects in table 1 are based on all dwelling units and on occupied units, respectively. For all other subjects, the distributions are based on the units for which the specific characteristics are reported, that is, the "Number reporting."

The number of dwelling units for which the enumerator obtained no report on a particular item is shown for the city totals only; however, the number "not reported" can easily be derived for each area in tables 2 and 3 by subtracting the number reporting from the total number of dwelling units (or total occupied).

**Block identification.**—A map or series of maps is included in this report showing block numbers for each block, number and letter designations for tracts, and the names of principal streets.

Blocks are identified by serial numbers, a separate series of numbers being used for each tract. Thus, the location of each block for which data are presented in table 3 may be determined by referring to the tract and block number shown on the map. Similarly, data for a specific block may be located in the table by reference to the map for identification numbers of the tract and block.

If no dwelling units are reported for a block, the block number is not listed in table 3, although it is shown on the map. Dwelling units for which the block number was not reported are indicated in the table by the symbol "NR." Detailed data are not shown for such dwelling units, nor for blocks containing fewer than three dwelling units. Average monthly rent is not shown when the monthly rent was reported for fewer than three dwelling units. Average value is not shown when the value of one-dwelling-unit properties was reported for fewer than three dwelling units. All dwelling units are included, however, in the statistics for the city and for each tract.



Table 1.—CHARACTERISTICS OF HOUSING FOR THE CITY: 1950

Subject	Number	Percent	Subject	Number	Percent
<b>OCCUPANCY AND TENURE</b>			<b>PERSONS PER ROOM</b>		
All dwelling units.....	25,745	100.0	Occupied dwelling units.....	25,230	...
Owner occupied.....	15,796	61.4	Number reporting.....	24,982	100.0
Renter occupied.....	9,434	36.6	1.50 or less.....	24,148	96.7
Vacant nonseasonal not dilapidated, for rent or sale.....	228	0.9	1.51 or more.....	834	3.3
Other vacant and nonresident.....	287	1.1	Not reported.....	248	...
<b>CONDITION AND PLUMBING FACILITIES</b>			<b>CONTRACT MONTHLY RENT</b>		
All dwelling units.....	25,745	...	Renter-occupied, and vacant nonseasonal not dilapidated units, for rent—Number reporting.....	8,943	...
Number reporting.....	25,220	100.0	Total contract monthly rent..... dollars.....	395,320	...
With private bath, not dilapidated.....	21,899	86.8	Average monthly rent..... dollars.....	44.20	...
No private bath, with running water, not dilapidated.....	1,935	7.7	<b>VALUE OF ONE-DWELLING-UNIT STRUCTURES</b>		
No running water or dilapidated.....	1,386	5.5	Owner-occupied, <sup>1</sup> and vacant nonseasonal not dilapidated units, for sale only—Number reporting.....	11,977	...
Condition or plumbing facilities not reported.....	525	...	Total value or sale price..... dollars.....	114,711,900	...
No private bath or dilapidated.....	3,321	13.2	Average value..... dollars.....	9,578	...
<b>COLOR OF OCCUPANTS</b>					
Occupied dwelling units.....	25,230	100.0			
White.....	24,934	98.8			
Nonwhite.....	296	1.2			

<sup>1</sup>Restricted to 1-dwelling-unit properties.

Table 2.—CHARACTERISTICS OF HOUSING BY CENSUS TRACTS: 1950

Census tract	All dwelling units by occupancy and tenure					All dwelling units by condition and plumbing facilities			Occupied dwelling units			Contract monthly rent <sup>1</sup>		Value <sup>2</sup> of one-dwelling-unit structures		
	Total	Owner occupied	Renter occupied	Vacant nonseasonal not dilap., for rent or sale	Other vacant and nonresident	Number reporting	No private bath or dilap.	No running water or dilap.	Total	Persons per room		Number reporting	Average monthly rent (dollars)	Number reporting	Average value (dollars)	
										Number reporting	1.51 or more					
TOTAL	25 745	15 796	9 434	228	287	25 220	3 321	1 386	25 230	24 982	834	296	8 943	44.20	11 977	95 778
HM-1	23 45	15 67	7 18	31	29	23 18	5 03	2 27	22 85	22 74	87	1	698	39.93	9 39	86 60
HM-2	19 70	13 61	593	4	12	19 45	39	6	19 54	19 42	27		563	47.80	10 61	110 95
HM-3	1 611	9 60	620	12	19	1 589	2 42	69	1 580	1 560	58		576	39.65	674	79 53
HM-4	1 929	1 218	6 61	19	31	1 858	4 21	116	1 879	1 850	69	3	621	43.08	7 60	76 17
HM-5	2 115	6 44	14 31	20	20	20 31	672	319	20 75	20 41	143	45	1 377	43.26	3 35	65 00
HM-6	1 887	1 042	8 12	12	21	1 851	2 77	132	1 854	1 843	64	1	783	44.56	7 56	73 17
HM-7	2 118	1 073	10 17	7	21	20 72	3 17	218	20 90	20 67	40	1	982	48.24	7 61	94 98
HM-8	1 534	7 56	7 53	10	15	1 496	3 20	123	1 509	1 487	87	239	687	34.56	4 81	65 40
HM-9	3 514	2 790	6 12	57	55	3 434	2 01	84	3 402	3 380	94	2	534	45.36	2 502	94 63
HM-10	1 640	8 30	7 88	11	11	1 605	61	6	1 618	1 597	59	1	763	59.00	6 95	1 65 65
HM-11	1 723	1 101	594	12	16	1 705	82	43	1 695	1 669	21		563	45.70	8 85	94 13
HM-12	1 824	1 098	6 69	28	29	1 795	1 77	38	1 767	1 762	77	2	632	35.18	8 73	94 64
HM-13	1 535	1 356	1 66	5	8	1 521	9	5	1 522	1 510	8	1	1 64	49.51	1 255	109 87

<sup>1</sup>For renter-occupied dwelling units and vacant nonseasonal not dilapidated units, for rent.  
<sup>2</sup>For owner-occupied dwelling units and vacant nonseasonal not dilapidated units, for sale only.

HOUSING—BLOCK STATISTICS

Table 3.—CHARACTERISTICS OF HOUSING FOR CENSUS TRACTS, BY BLOCKS: 1950

[Detailed statistics not shown for blocks containing fewer than 3 dwelling units, nor for dwelling units not allocated by blocks (designated by NR)]

Census tract	Block	All dwelling units by occupancy and tenure					All dwelling units by condition and plumbing facilities			Occupied dwelling units			Contract monthly rent <sup>1</sup>		Value <sup>2</sup> of one-dwelling-unit structures	
		Total	Owner occupied	Renter occupied	Vacant non-seasonal not dilap., for rent or sale	Other vacant and non-resident	Number reporting	No private bath or dilap.	No running water or dilap.	Total	Persons per room		Number reporting	Average monthly rent (dollars)	Number reporting	Average value (dollars)
											Number reporting	1.51 or more				
HM-1	2	69	66	3					69	69	17					
	4	69	66	3					69	69	17					
	6	69	66	3					69	69	17					
	7	69	66	3					69	69	17					
	9	69	66	3					69	69	17					
	10	69	66	3					69	69	17					
	12	69	66	3					69	69	17					
	13	69	66	3					69	69	17					
	14	69	66	3					69	69	17					
	19	69	66	3					69	69	17					
	21	69	66	3					69	69	17					
	23	69	66	3					69	69	17					
24	69	66	3					69	69	17						
25	69	66	3					69	69	17						
26	69	66	3					69	69	17						
27	69	66	3					69	69	17						
28	69	66	3					69	69	17						
29	69	66	3					69	69	17						
30	69	66	3					69	69	17						
31	69	66	3					69	69	17						
32	69	66	3					69	69	17						
33	69	66	3					69	69	17						
34	69	66	3					69	69	17						
35	69	66	3					69	69	17						
36	69	66	3					69	69	17						
37	69	66	3					69	69	17						
38	69	66	3					69	69	17						
40	69	66	3					69	69	17						
41	69	66	3					69	69	17						
42	69	66	3					69	69	17						
43	69	66	3					69	69	17						
44	69	66	3					69	69	17						
45	69	66	3					69	69	17						
46	69	66	3					69	69	17						
47	69	66	3					69	69	17						
48	69	66	3					69	69	17						
49	69	66	3					69	69	17						
50	69	66	3					69	69	17						
51	69	66	3					69	69	17						
52	69	66	3					69	69	17						
53	69	66	3					69	69	17						
54	69	66	3					69	69	17						
55	69	66	3					69	69	17						
56	69	66	3					69	69	17						
57	69	66	3					69	69	17						
59	69	66	3					69	69	17						
60	69	66	3					69	69	17						
62	69	66	3					69	69	17						
63	69	66	3					69	69	17						
66	69	66	3					69	69	17						
67	69	66	3					69	69	17						
69	69	66	3					69	69	17						
70	69	66	3					69	69	17						
73	69	66	3					69	69	17						
77	69	66	3					69	69	17						
88	69	66	3					69	69	17						
89	69	66	3					69	69	17						
90	69	66	3					69	69	17						
91	69	66	3					69	69	17						
92	69	66	3					69	69	17						
95	69	66	3					69	69	17						
96	69	66	3					69	69	17						
97	69	66	3					69	69	17						
98	69	66	3					69	69	17						
99	69	66	3					69	69	17						
100	69	66	3					69	69	17						
101	69	66	3					69	69	17						
102	69	66	3					69	69	17						
104	69	66	3					69	69	17						
105	69	66	3					69	69	17						
106	69	66	3					69	69	17						
107	69	66	3					69	69	17						
108	69	66	3					69	69	17						
109	69	66	3					69	69	17						
110	69	66	3					69	69	17						
111	69	66	3					69	69	17						
114	69	66	3					69	69	17						
115	69	66	3					69	69	17						
116	69	66	3					69	69	17						
117	69	66	3					69	69	17						
118	69	66	3					69	69	17						
119	69	66	3					69	69	17						
120	69	66	3					69	69	17						
121	69	66	3					69	69	17						
122	69	66	3					69	69	17						
123	69	66	3					69	69	17						
124	69	66	3					69	69	17						

<sup>1</sup>For renter - occupied dwelling units and vacant nonseasonal not dilapidated units, for rent.  
<sup>2</sup>For owner - occupied dwelling units and vacant nonseasonal not dilapidated units, for sale only.

Table 3.—CHARACTERISTICS OF HOUSING FOR CENSUS TRACTS, BY BLOCKS: 1950—Con.

Census tract	Block	All dwelling units by occupancy and tenure					All dwelling units by condition and plumbing facilities			Occupied dwelling units			Contract monthly rent <sup>1</sup>		Value <sup>2</sup> of one-dwelling-unit structures		
		Total	Owner occupied	Renter occupied	Vacant non-seasonal not dilap., for rent or sale	Other vacant and non-resident	Number reporting	No private bath or dilap.	No running water or dilap.	Total	Persons per room		Occupied by non-white	Number reporting	Average monthly rent (dollars)	Number reporting	Average value (dollars)
											Number reporting	1.51 or more					
HM-1	125	47	21	26					47	47	1		26	3292	13	6153	
	126	32	18	14					32	32	1		14	3192	15	7600	
	128	18	13	5					18	18			5	5000	10	5650	
	129	26	20	4	2				24	24	2		4	4575	17	6205	
	130	29	28	1					29	29	1		1		28	7978	
	131	27	26		1				27	26					25	8852	
	132	18	16	2					17	18			2		12	6525	
	133	23	17	5		1			21	22			5	4500	13	6307	
	134	12	5	7					12	12			7		5	6600	
	135	6	4	2					6	6	1		2		4	9250	
	136	11	9	1		1			11	10			1		7	6142	
	138	51	29	22			15	9	51	50	3		20	2695	20	6260	
	139	72	36	36			24	19	72	72	3		35	2945	24	6000	
	HM-2	1	35	27	7	1				34	34	1		7	3385	34	9312
		2	61	32	29					61	61			29	4631	28	8792
3		32	17	15					32	32			15	5766	11	9227	
4		9	9						9	9					9	9277	
5		29	27	2					29	28			2		27	10629	
6		44	24	20					44	44			20	5870	19	12500	
7		19	14	5					19	19			5	5600	8	14937	
8		23	18	4		1			22	22			4	5500	17	8941	
9		26	16	9		1			24	24			8	4737	13	11807	
10		25	18	7					25	25	1		7	4485	13	9923	
11		34	19	15			2		34	34	2		13	4038	16	10500	
12		37	24	12		1			36	36			10	5470	22	11500	
13		9	4	5					9	9			5	4760	1		
14		13	11	2					13	13			2		5	15400	
15		27	16	11			2	1	27	26			11	5000	15	12300	
16		20	15	5					20	20	1		5	5060	11	13545	
17		23	23						23	23					23	12539	
18		34	28	6					34	33			6	7166	24	11350	
19		33	18	15					33	33			15	5593	18	12916	
20		22	19	3					22	22			3	6166	18	13500	
21		26	22	4					26	25			3	6166	20	14100	
22		25	17	8			1	1	25	25	1		5	4840	13	14307	
23		31	21	10					31	31			10	4920	16	14000	
24		26	20	6			2		26	24			4	4750	14	12107	
25		9	7	2					9	9			2		4	11750	
26		24	14	9		1			24	22			9	5055	12	13250	
27		37	23	14					36	37			14	4642	20	10425	
28		10	8				1	1	10	9			2		5	8900	
29		13	11	2					13	13			2		10	7230	
30		12	11	1			1		12	12	1		1		9	12566	
31		13	9	4					13	13			3	3333	6	11000	
32		12	11	1					12	12			1		11	7161	
33		8	6	1		1			7	7			1		5	7500	
34		12	9	3					12	12			3	5066	7	6295	
35		31	22	9			2		31	31			9	5788	15	10201	
36		24	15	9					24	24			9	4888	9	15722	
37		64	40	23		1	1		63	63	1		23	4386	27	11202	
38		34	23	10					33	33			10	5340	17	10202	
39		57	18	38					57	56			38	6013	12	11275	
40		28	17	10		1			27	27			11	4681	12	12750	
41	18	13	4		1			18	17			5	4320	7	7357		
42	16	7	9			2		16	16	1		9	3411	4	7000		
43	12	9	3					12	12			3		7	9642		
44	17	13	4			1		17	17			3	2933	11	8181		
45	33	27	4		1			30	31			4	3300	25	7720		
46	23	17	6					22	23			6	5133	12	14750		
48	30	26	3			1		28	29			3	4833	23	11173		
49	23	22	1					23	23	1		1		21	11595		
50	38	27	11					38	37			10	4790	19	11526		
51	35	24	11			2		35	35	1		10	5040	15	10600		
52	41	26	15			1		41	41	2		15	4106	18	10888		
53	36	28	8					36	36	1		7	4142	21	10904		
54	37	34	3			4		37	37			3	3566	28	10392		
55	43	33	10					43	43			9	4288	24	10833		
56	53	26	26			1		53	52			26	4180	19	11947		
57	44	29	10					39	39			10	4570	21	13047		
58	44	30	14					44	44			13	4807	19	12157		
59	27	15	12					27	27			10	4710	12	10916		
60	14	14						14	14					13	12384		
64	27	22	5					27	27	1		5	5180	21	11523		
65	27	23	4					27	27	2		2		19	13473		
66	36	31	5					36	35	1		5	6560	26	11826		
67	30	22	8					30	30			7	4971	17	11294		
68	35	26	9					35	35	1		8	5050	20	9300		
69	46	33	13					46	46			11	3654	18	9000		
70	54	34	19		1			53	53	1		17	3135	22	8909		
71	52	26	25		1			52	51	1		22	3804	13	11500		
72	43	30	13			1		43	43	3		13	4692	20	9140		
HM-3	1	2															

<sup>1</sup>For renter - occupied dwelling units and vacant nonseasonal not dilapidated units, for rent.  
<sup>2</sup>For owner - occupied dwelling units and vacant nonseasonal not dilapidated units, for sale only.

HOUSING-BLOCK STATISTICS

Table 3.—CHARACTERISTICS OF HOUSING FOR CENSUS TRACTS, BY BLOCKS: 1950—Con.

Census tract	Block	All dwelling units by occupancy and tenure					All dwelling units by condition and plumbing facilities			Occupied dwelling units			Contract monthly rent <sup>1</sup>		Value <sup>2</sup> of one-dwelling-unit structures		
		Total	Owner occupied	Renter occupied	Vacant non-seasonal not dilap., for rent or sale	Other vacant and non-resident	Number reporting	No private bath or dilap.	No running water or dilap.	Total	Persons per room		Number reporting	Average monthly rent (dollars)	Number reporting	Average value (dollars)	
											Number reporting	1.51 or more					Occupied by non-white
HM-3	2	8	8			8			8	8							
	3	11	10		1	10			10	10					7	9,600	
	4	18	17			17			17	17					10	9,930	
	5	22	20			20			20	20					6	24,000	
	6	29	25			25			25	25					20	13,405	
	7	46	20			20			20	20					19	13,657	
	8	21	16			16		1	14	4					7	8,414	
	9	29	19			19			19	19					13	9,692	
	10	50	33			33			33	33					12	8,250	
	11	38	23			23			23	23					22	9,309	
	12														12	7,250	
	13																
	14																
	15																
	16																
	17																
	18																
	19																
	20																
	21																
	22																
	23																
	24																
	25																
	26																
	27																
	28																
	29																
	30																
	31																
	32																
	33																
	34																
	35																
	36																
	37																
	38																
	39																
	40																
	41																
	42																
	43																
	44																
	45																
	46																
	47																
	48																
	49																
	50																
	51																
	52																
	53																
	54																
	55																
	56																
	57																
	58																
59																	
60																	
61																	
62																	
63																	
64																	
65																	
66																	
67																	
68																	
69																	
HM-4	3	9	6			9			9	9							
	4	15	9			15			15	15							
	5	21	13			21			21	21							
	6	30	22			30			30	30							
	7	23	14			23			23	23							
	8	11	8			11			11	11							
	9	1				1			1	1							
	10	11	3			11			11	11							
	11	24	14			24			24	24							
	12	15	12			15			15	15							
	13	31	20			31			31	31							
	14	33	22			33			33	33							
	15	12	7			12			12	12							
	16	1				1			1	1							
	17	6	2			6			6	6							
	18	12	7			12			12	12							
	19	26	10			26			26	26							
	20	29	14			29			29	29							
	21	32	22			32			32	32							
	22	24	17			24			24	24							
	23																
24																	
25																	
26																	
27																	
28																	
29																	
30																	
31																	
32																	
33																	

<sup>1</sup>For renter - occupied dwelling units and vacant nonseasonal not dilapidated units, for rent.  
<sup>2</sup>For owner - occupied dwelling units and vacant nonseasonal not dilapidated units, for sale only.

Table 3.—CHARACTERISTICS OF HOUSING FOR CENSUS TRACTS, BY BLOCKS: 1950—Con.

Census tract	Block	All dwelling units by occupancy and tenure					All dwelling units by condition and plumbing facilities			Occupied dwelling units			Contract monthly rent <sup>1</sup>		Value <sup>2</sup> of one-dwelling-unit structures		
		Total	Owner occupied	Renter occupied	Vacant non-seasonal not dilap. for rent or sale	Other vacant and non-resident	Number reporting	No private bath or dilap.	No running water or dilap.	Total	Persons per room		Number reporting	Average monthly rent (dollars)	Number reporting	Average value (dollars)	
											Number reporting	1.51 or more					Occupied by non-white
HM-4	34	39	29	10		38	3	2	39	39			8	47.25	17	8,029	
	35	40	21	17		40	13	1	38	38	1	16	46.68	19	6,989		
	36	15	9	6		15	2	1	15	15		3	35.00	16	11,666		
	37	35	20	15		34	4	1	35	35	1	15	44.93	14	7,071		
	38	45	20	23	1	43			43	43		22	43.59	12	7,348		
	39	36	19	17		36			36	36		15	41.40	14	7,344		
	40	31	12	19		30	10	5	31	28	1	18	52.33	6	7,166		
	41	50	21	29		37	7	6	50	48	6	29	40.62	14	7,214		
	42	28	19	9		25	2	2	28	27		7	33.71	14	7,657		
	43	38	21	16	1	25	7	7	37	36	1	16	48.75	14	7,800		
	44	48	26	22		40	11	8	48	45	1	21	46.38	19	6,315		
	45	39	29	9		34	3	3	38	36		8	45.12	17	7,176		
	46	37	27	10		33	4	3	37	34	2	10	44.20	14	6,500		
	47	34	26	7		30	5	4	33	32	2	6	47.83	19	7,157		
	48	30	25	5		30	5		30	29	1	4	36.25	19	7,078		
	49	32	27	5		32	1		32	32		5	41.00	25	8,880		
	50	27	27			26			27	26					26	8,919	
	51	23	19	3	1	23			22	22		3	58.33	18	9,616		
	52	17	15	2		16			17	17		2		13	9,484		
	53	17	12	3	2	17			15	15		5	41.00	8	8,250		
	54	11	7	4		11			11	11		4	47.00	5	9,900		
	55	6	6			6			6	6		5		5	10,300		
	56	7	7			7			7	7		7		7	6,542		
	57	27	15	8	4	27	2	1	23	23	2	8	40.00	11	7,772		
	58	18	13	3	1	18			18	17		3	40.00	10	8,190		
	59	32	18	13	1	32	1		31	31		11	41.36	16	7,781		
	60	30	24	6		29			30	29	3	6	31.33	18	12,100		
	61	19	16	3		18			19	19	2	3	43.66	14	7,071		
	62	4	2			2	1	1	3	3				1			
	63	4	2			2	1	1	2	2		4	43.50	17	8,970		
	64	43	25	17	1	43	6	2	42	42	1	14	42.35	18	7,872		
	65	50	24	25	1	50	6	2	49	49		23	43.34	14	8,178		
	66	56	23	32	1	56	16	4	54	54		30	44.66	9	7,611		
	67	50	28	22		50	23	7	50	50	1	20	46.10	19	7,363		
	68	36	22	13		35	1	1	35	35		14	42.71	12	6,875		
	69	26	13	13	1	26	9	4	25	25	1	13	42.76	4	8,275		
	70	25	16	9		24	17	17	25	25	2	16	44.81	5	6,040		
	71	31	17	14		29	4	4	31	30		14	35.85	9	5,055		
	72	31	17	14		29	4	4	31	30		14	35.85	9	5,055		
	73	181	147	21		175	163	8	168	163	27	19	71.73	5	27,220		
	HM-5	1	35	14	20	1	35	11	1	34	34	2	21	50.28	9	8,000	
		2	1														
		3	61	20	48		60	28	11	58	58	10	18	47	44.44	5	4,540
		4	66	22	43		66	8		65	65	6	16	44.71	10	6,750	
		5	18	7	11		17	3		18	18		11	39.27	5	7,500	
		6	42	10	32		40	12		42	42	5	10	52.30	2		
		7	48	20	26	1	47	8		46	46	3	3	47.74	14	6,392	
		8	62	29	33		62	14	3	62	61	5	31	45.38	18	6,100	
		9	37	10	27		37	10	4	37	37	2	27	49.07	5	5,700	
		10	47	9	37		47	33	8	46	46	17	36	45.83	4	6,125	
11		69	15	54		68	12	4	69	69	3	51	37.66	9	5,833		
12		34	6	28		32	16	2	34	34	4	26	42.80	3	5,333		
13		98	25	70		92	32	8	95	95	6	69	37.57	7	5,357		
14		37	11	24		34	10		35	35		24	35.87	5	7,140		
15		33	12	21		33	15	2	33	33	2	18	35.33	5	5,900		
16		56	21	34	1	54	4	1	55	54		31	38.96	14	6,035		
17		101	52	48	1	101	48	17	100	93	10	43	39.48	17	5,041		
18		89	52	37	1	84	53	12	88	83	9	79	42.26	1			
19		21	7	20		21	9	7	21	21	3	20	39.95	5			
20		18	3	14	1	17	7	2	17	16	2	14	42.07	4			
21		27	1	25		27	15	13	26	26	5	25	30.00	3			
22		55	12	43		52	19	14	55	53	4	40	46.32	3	9,000		
23		10	1	9		9	3	3	10	9		8	52.75				
24		1	1			1			1	1		4	36.25				
25		42	12	28	1	40	3	2	40	40		28	49.03	6	9,050		
26		37	11	25		37	5		36	36		24	46.75	7	8,728		
27		32	11	21	1	30	6	3	32	31	3	19	37.63	9	6,700		
28		27	10	17		26	6		27	27		15	45.13	6	4,583		
29		91	32	59		88	11	2	91	90	3	57	44.68	14	4,578		
30		37	7	30		36	6	2	37	37		29	48.72	4	5,125		
31		6	6			4	4	4	6	5		5	25.60				
32		33	33			32	3		33	33	6	32	44.75				
33		28	8	19	1	27	3		27	27	3	18	47.55	1			
34		55	13	36	5	51	8	1	49	48		39	45.74	8	4,887		
35		6	5		1	5			5	5		5	55.00				
36		14	2	12		14	1		14	14		12	34.25				
37		15	2	12		15	10	9	14	14	1	12	33.91				
38		50	11	38	1	48	29	25	49	49	7	38	48.84	8	6,962		
39		54	13	41		53	30	26	54	53	7	40	49.85	7	5,857		
40		20	7	13		19	2	2	20	19		13	35.46	2	7,027		
41		62	29	32	1	54	22	16	61	60	1	32	40.93	18	7,433		
42		60	28	31	1	54	13	10	59	57	3	32	49.93	15	7,433		
43		54	20	33	1	45	23	17	53	52	4	31	46.48	11	7,772		
44		51	14	37		46	18	14	51	49		32	39.03	9	7,500		
45		20	10	8	2	20	7	3	18	18	1	8	50.87	6	7,833		

<sup>1</sup>For renter - occupied dwelling units and vacant nonseasonal not dilapidated units, for rent.  
<sup>2</sup>For owner - occupied dwelling units and vacant nonseasonal not dilapidated units, for sale only.

HOUSING—BLOCK STATISTICS

Table 3.—CHARACTERISTICS OF HOUSING FOR CENSUS TRACTS, BY BLOCKS: 1950—Con.

Census tract	Block	All dwelling units by occupancy and tenure					All dwelling units by condition and plumbing facilities			Occupied dwelling units			Contract monthly rent <sup>1</sup>		Value <sup>2</sup> of one-dwelling-unit structures	
		Total	Owner occupied	Renter occupied	Vacant non-seasonal not dilap. for rent or sale	Other vacant and non-resident	Number reporting	No private bath or dilap.	No running water or dilap.	Total	Persons per room		Number reporting	Average monthly rent (dollars)	Number reporting	Average value (dollars)
											Number reporting	1.61 or more				
HM-5	51	12		12		12	5	4	12	12			11	57.09		
	52	50	24	26		50	11	8	50	50	1		24	47.04	18	7.072
	53	64	26	36	1	63	33	25	62	60	3		35	48.25	12	6.041
	54	45	25	20		45	17	13	45	44	2		16	35.25	20	6.690
	55	70	29	39	1	67	21	21	68	68	1		37	40.51	17	6.294
HM-6	1	26	26			26			26	26						
	2	16	15	1		16			16	16	1		1		25	9.724
	3	5	5			5			5	5					8	9.462
	4	24	18	6		24	1		24	24	2		6	51.66	15	9.933
	7	12	8	4		12			12	12			4	33.00	6	5.550
	8	41	28	13		41	2		41	41	1		13	39.92	20	7.860
	9	37	18	17		36	6	5	35	34	2		17	41.29	6	6.883
	10	67	33	32	2	66	10		65	63	4		31	38.16	23	6.978
	11	44	22	20		43	8	2	42	42	3		20	42.40	12	6.091
	12	51	30	21		51	8		51	51			21	53.95	18	5.777
	13	33	24	8		31	2		32	32			8	40.75	18	7.411
	14	36	24	12		34	3		36	36			12	47.75	20	6.080
	15	23	23			23			23	23					23	9.334
	16	34	26	8		34	2	1	34	33			8	34.37	25	9.512
	17	25	21	4		25			25	25	1		4	72.50	20	9.430
	18	18	18			18			18	18					18	9.233
	19	37	23	14		37	2	2	37	37	2		14	41.78	18	6.627
	20	4	2	2		4			4	4			2		1	
	21	53	32	20		52	11	1	52	52			19	46.68	25	6.476
	22	63	32	30	1	63	10	3	62	62	1		25	39.44	23	7.804
	23	64	20	42		63	18	2	62	62	3		41	46.36	14	6.607
	24	63	23	40		62	31	23	63	62	5		37	45.24	9	7.166
	25	56	25	29		48	24	17	54	54	3		27	52.18	16	4.887
	26	60	37	23		59	10		60	60	5		21	41.00	26	6.980
	27	50	31	17	2	50	8		48	48			15	42.60	21	6.061
	28	27	16	10		27	2		26	26	2		9	35.77	12	6.858
	29	35	24	10		35	2	2	34	34	3		10	35.60	21	5.523
	30	41	31	10		40	4	1	41	40	4		10	54.10	26	7.684
	31	30	29	1		30			30	30			1		29	8.279
	32	35	33	2		35	1		35	35			2		33	7.454
	33	23	17	5		23	4	3	22	22	1		4	29.50	14	5.164
	34	16	8	8		15	3		16	16	2		8	43.00	5	4.600
35	39	24	13	2	38	4	1	37	37	2		12	33.83	18	6.111	
36	22	2			22			22	22							
37	61	26	34		61	6	3	60	60	4		33	41.54	15	6.453	
38	63	24	38		62	36	26	62	62	1	1	36	49.44	12	6.125	
39	36	33	3	1	35	5		35	34	1		22	44.04	8	7.437	
40	48	25	23		47	1		48	48			23	50.17	21	6.238	
41	64	34	29	1	63	5		63	63	4		30	44.96	27	6.629	
42	59	31	28		57	13	10	56	56	2		24	47.29	24	7.137	
43	70	22	46		66	18	17	68	67	1		43	41.79	12	6.375	
44	21	10	11		21	7	7	21	21	1		14	48.28	2		
45	68	33	35		68	1		68	68	1		45	42.13	8	8.125	
46	89	39	45		86	6		89	86	1		48	47.72	21	6.333	
47	27	10	16	1	27			26	26	1		17	37.17	5	7.200	
48	16	9	7		16			16	16			7	43.57	8	7.900	
49	44	18	24		44	2		42	42			25	46.24	14	8.442	
50	31	16	14	1	30			30	30	1		13	49.76	9	1.1166	
HM-7	1	50	17	33		47	29	28	50	50	3	1	32	41.62	8	7.250
	2	35	9	25	1	33	7		34	34	3		23	44.47	6	7.900
	3	18	4	14		18	14	14	18	18	1		12	35.91		
	4	52	17	35		50	25	25	52	52			35	43.20	8	6.625
	5	60	21	39		57	17	17	60	60	1		38	52.52	9	5.666
	6	56	13	43		53	6		56	55	2		42	43.78	7	9.500
	7	52	22	30		51	4		52	51	1		30	48.40	11	10.636
	8	31	1	17		30	4		29	28	4		15	60.53	5	9.200
	9	1				1			1	1						
	11	50	20	26		48	6		46	44			24	50.87	15	7.433
	12	57	21	35		55	3	1	56	52	2		36	70.69	12	11.958
	13	25	9	16	1	23	9	2	25	25			16	53.06	8	10.125
	14	125	36	89		119	11	1	125	124	7		88	53.85	14	10.785
	15	46	19	27		44	4		45	37			18	47.66	15	8.333
	16	41	11	30		44	2		42	42			33	47.87	4	9.500
	17	24	16	8		24	1		24	24			7	44.71	13	10.107
	19	23	11	11	1	23	7	7	22	22			12	29.66	9	8.500
	20	57	17	37		56	30	30	54	54	1		37	45.24	7	9.214
	21	47	11	34		46	8		45	44	1		32	45.62	5	9.600
	22	39	18	21		39	2		39	38	1		20	47.30	14	9.214
	23	12	6	6		12			12	12			6	51.50	4	8.750
	24	28	14	14		28			28	28			14	51.42	10	16.700
25	52	32	20		52	3	1	52	52	2		20	51.00	23	9.630	
26	32	21	11		32			32	32			11	50.63	18	9.750	
27	37	19	17		36	2		35	34	1		16	48.37	12	9.708	
28	35	16	19		35	2		34	34			15	45.20	12	9.141	
29	33	25	8		33	1		33	33			8	47.62	23	9.630	
30	44	31	12		44	4		43	43			12	48.58	26	9.903	
31	43	15	28		43	3		43	43			28	41.92	14	10.378	
32	31	21	10		31	5	1	31	31			10	61.30	17	9.147	

<sup>1</sup>For renter - occupied dwelling units and vacant nonseasonal not dilapidated units, for rent.  
<sup>2</sup>For owner - occupied dwelling units and vacant nonseasonal not dilapidated units, for sale only.

Table 3.—CHARACTERISTICS OF HOUSING FOR CENSUS TRACTS, BY BLOCKS: 1950—Con.

Census tract	Block	All dwelling units by occupancy and tenure					All dwelling units by condition and plumbing facilities			Occupied dwelling units			Contract monthly rent <sup>1</sup>		Value <sup>2</sup> of one-dwelling-unit structures	
		Total	Owner occupied	Renter occupied	Vacant non-seasonal not dilap., for rent or sale	Other vacant and non-resident	Number reporting	No private bath or dilap.	No running water or dilap.	Total	Persons per room		Number reporting	Average monthly rent (dollars)	Number reporting	Average value (dollars)
											Number reporting	1.51 or more				
HM-7	33	32	29	3		32			32	31		3	50.00	28	9,357	
	34	27	23	4		27			27	27		4	42.50	20	9,475	
	35	19	14	5		19			19	19		12	57.50	11	10,636	
	36	24	12	12		24	1	13	24	24		12	41.00	9	7,277	
	37	11	9	2		11			11	11		2		8	8,625	
	39	24	17	7		24			24	24		7	58.00	15	11,000	
	40	25	19	6		25			25	25		6	47.00	17	15,500	
	41	41	24	17		41	3	3	41	41		16	69.06	20	9,200	
	42	32	25	7		32			32	32		7	61.57	19	9,736	
	47	35	25	8		35	1	14	33	33	1	8	40.00	23	8,630	
	48	48	36	12		48	11	7	36	36		9	60.22	17	9,441	
	49	32	16	16		32	10	10	32	32		16	56.56	12	8,958	
	50	43	31	12		43	11	1	43	43	1	12	46.00	26	9,219	
	51	26	6	19	1	26			26	26		18	42.50	3	8,666	
	52	22	10	10	1	22		1	20	20	1	8	40.37	3	8,285	
	53	19	14	5		19			19	19		4	51.25	13	11,076	
	54	18	9	9		18	1		18	18	1	4	45.00	5	10,100	
	55	33	20	13		33	13	11	33	33		12	43.41	16	9,468	
	56	28	20	8		28			28	28		8	38.75	13	9,653	
	57	25	15	10		25			25	25		9	39.44	7	6,714	
	59	29	18	11		29			29	29	2	11	33.54	11	7,409	
	60	25	17	8		25	2		25	25		8	36.25	10	8,400	
	61	22	14	8	1	22			22	22		7	42.42	9	7,755	
	62	42	29	13		42	4	1	42	42	1	13	50.00	19	9,657	
	63	35	23	12		35	3		34	34		11	50.81	18	10,416	
	64	12	5	7		12			12	12		5	54.80	3	8,333	
	65	36	25	11		36	2		35	35		19	42.52	2		
	66	27	17	10	1	27			27	27	2	10	35.10	8	7,811	
	67	25	16	9		25	1		25	25		8	44.37	9	8,555	
	69	18	11	7		18			18	18		7	39.71	10	10,050	
	70	30	22	8		30			30	30		8	34.50	18	9,016	
	71	22	17	5		22			22	22		5	39.40	14	8,235	
	72	17	11	6		17	1	1	17	17	1	6	45.33	11	8,227	
	HM-8	1	15	14	1		15	2	2	15	15		1		12	4,666
		2	12	8	4		12			12	12	2	4	20.00	5	5,000
3		25	17	8		25	2	1	25	25	1	7	27.28	10	5,000	
4		5	3	2		5			5	5		3		7	4,500	
5		12	8	4		12	3		12	12	1	3	27.00	1		
6		1				1			1	1						
7		43	11	29	2	43	3	3	40	39	1	30	53.76	6	8,416	
8		43	38	5		43			43	43		5	33.00	30	8,233	
9		17	6	11		17	1		16	16		11	32.27	5	5,880	
10		36	29	7		36	5	1	35	32	2	4	39.25	2	6,240	
11		22	18	3		22	5	5	21	20	1	1		18	5,805	
12		16	8	8		16	9	9	16	16		5	26.62	7	4,500	
13		18	7	10	1	18	13	11	17	16	2	8		4	4,375	
14		19	8	11		19	7	4	19	19		10	31.50	6	6,133	
15		9	5	4		9	1		9	9		3	26.66	3	8,333	
16		33	11	22		33	2	2	33	33	4	21	31.23	7	4,214	
17		1				1			1	1		1	16.00	1		
18		16	15	1		16	1		16	16	1	1		13	5,407	
19		38	17	21		38	3		38	37		21	38.19	11	8,318	
21		59	33	26		59	5		59	59	1	28	44.48	23	8,195	
22		28	19	9		28			27	27		7	40.00	13	7,461	
23		24	15	9		24			24	23		8	38.50	10	7,350	
24		21	13	8		21	1	1	20	20	3	7	31.14	9	6,444	
25		57	19	38		57	2		57	57	3	3	43.70	7	9,014	
26		9	5	4		9			8	7		1		3	8,166	
27		14	8	6		14			14	14		8	31.87	2		
28		2				2			2	2						
29		67	17	50		67	19	5	67	67	6	38	31.76	4	6,250	
30		56	20	36		56	11	5	56	56	8	33	31.75	7	6,428	
31		58	17	41		58	22	5	58	58	6	30	31.15	7	4,742	
32		51	16	35		51	19	8	51	51	2	22	34.06	5	3,740	
33		55	21	34		55	15	1	55	55	4	18	35.89	3	3,500	
34		53	22	31	2	53	15	3	51	51	3	7	25.28	14	9,264	
35		30	16	14		30	2		30	30		14	48.21	11	6,454	
36		20	7	11	2	20	8	5	18	18	5	12	21.72	5	3,820	
37	1				1			1	1							
38	22	12	10		22	3		22	22	1	7	39.57	10	5,950		
39	63	25	37	1	63	23	1	62	61	3	34	30.94	11	5,018		
40	67	21	42		67	16	5	63	63	3	37	34.43	6	5,250		
41	63	27	36		63	23	7	63	63	4	33	31.00	8	5,712		
42	55	29	24		55	9	1	53	49	2	7	32.52	15	5,666		
43	43	22	9		43	4		46	46		9	39.66	3	6,928		
44	47	37	9		47	4	3	45	45	3	14	28.27	14	5,185		
45	45	21	24		45	22		48	48		21	34.85	13	6,538		
46	50	26	22		50	13		48	48	1	13	28.69	13	6,384		
47	39	23	15	1	39	7	1	38	36	1	2	28.69	13	6,384		
48	8	4	4		8			8	8	1	5	35.00	4	4,500		
49	29	24	5		29			29	29		4	35.00	23	7,565		
50	27	22	5		27			27	27		5	44.20	21	8,071		
51	14	10	4		14			14	14		4	34.00	9	7,333		
52	7	1	6		7	5	2	7	7	2	2	21.60				

<sup>1</sup>For renter - occupied dwelling units and vacant nonseasonal not dilapidated units, for rent.  
<sup>2</sup>For owner - occupied dwelling units and vacant nonseasonal not dilapidated units, for sale only.





Table 3.—CHARACTERISTICS OF HOUSING FOR CENSUS TRACTS, BY BLOCKS, 1950—Con.

Census tract	Block	All dwelling units by occupancy and tenure					All dwelling units by condition and plumbing facilities			Occupied dwelling units			Contract monthly rent <sup>1</sup>		Value <sup>2</sup> of one-dwelling-unit structures	
		Total	Owner occupied	Renter occupied	Vacant non-seasonal not dilap., for rent or sale	Other vacant and non-resident	Number reporting	No private bath or dilap.	No running water or dilap.	Total	Persons per room		Number reporting	Average monthly rent (dollars)	Number reporting	Average value (dollars)
											Number reporting	1.51 or more				
HM-9	152	14	8	5	1	14	1		13	13						
	153	28	16	12		28	4	4	28	28	2		38.50	6	8,833	
	154	10	7	3		10	1	1	10	10	1		36.81	11	7,590	
	155	4	4			4			4	4			6.66	6	5,083	
	156	19	17	2		19			19	19	1			4	4,377	
	157	35	31	3		35	3	2	34	34	1			16	10,000	
	158	30	25	4		30			29	29	1			17	10,500	
	159	31	29	2		31	1	1	31	30	1		63.00	2	11,323	
	160	24	22	1	1	23			23	23	1			22	10,192	
	161	25	25			25			25	25	1			24	9,883	
	162	23	22		1	22			22	22	2			23	9,595	
	163	40	5	1	34	38			6	6		1		29	9,775	
	164	7	5	1	1	7			6	6		1		5	10,260	
	165	16	11	1	2	13	2	2	12	12	3			11	9,400	
	166	2														
	167	3	1		2	3			1	1				3	10,000	
	168	23	18	4		23		1	22	22	1	3	44.33	17	9,964	
	169	60	45	15		56			60	60	1	15	69.26	43	10,102	
	170	28	26	2		26		1	28	28		2		25	9,488	
	175	27	23	4		27		1	27	27		4	45.25	20	11,005	
	176	27	13	12		25		2	25	25		12	83.58	13	10,730	
	177	8	5	3		8	1	1	8	8		3	64.33	3	4,233	
	178	6	5	1		6	1	1	6	6		1		5	4,480	
	180	4		4		4			4	4		4	76.25			
	181	1														
	182	10	7	3		10	4	2	10	10		2		1		
	183	21	7	14		21			21	21		14	52.85	4	7,000	
	184	24	17	7		24	3	3	24	24	1	3	36.66	13	9,615	
	185	25	22	3		25			25	25		3	45.00	20	9,585	
	186	31	27	4		30			31	31	1	3	46.66	22	8,481	
	187	24	18	5		23			23	22		3	46.00	16	8,468	
	188	30	25	4	1	29			29	29	1	3	31.66	22	7,568	
	189	39	30	7	2	39			37	37	2	7	39.42	21	8,614	
	190	24	16	8		24	4		24	23	2	6	56.00	10	7,950	
	191	2														
	192	5	4	1		5	4	4	5	5				3	5,466	
	193	8	4	4		8	1	1	8	8		4	27.00	4	6,000	
	194	3	3			3			3	3				3	5,833	
	195	3	3	2		5	5		5	5		2		1		
	196	5	1	2		3	3	3	3	3	1	2				
	197	4	3	1		4			4	4	1	1		2		
	206	20	10	9	1	19			19	17		7	36.28	4	7,750	
	207	13	4	9		13			13	13	1	8	47.50	3	4,000	
	208	13	11	1	1	12			12	12		1		10	9,200	
	209	6	6			6	1		6	6				6	8,750	
	210	3	1	2		3			3	3		2		1		
	211	7	7			7			7	7				7	12,857	
	216	10	10			10			10	10				9	17,000	
	217	10	8	2		10			10	10		2		8	13,687	
	218	7	7			7			7	7				7	14,142	
	219	8	8			8			8	8				7	18,785	
	220	7	6	1		7			7	7		1		6	15,500	
	221	7	6			7			7	6				6	30,000	
	225	8	7		1	8			8	7				7	11,857	
	226	11	5	6		11	1		11	11		6	41.66	3	8,500	
	227	2														
	228	4	2	2		4	1		4	4		1		1		
	229	23	19	4		22			23	23		3	30.00	15	7,833	
	230	17	13	4		17			17	17		4	37.75	9	6,744	
	231	25	18	7		24	1		25	24	1	6	47.16	12	8,916	
	232	20	13	7		19	3		20	20		4	32.75	7	8,214	
	233	46	33	13		43			46	43	3	11	45.45	28	7,017	
	234	29	16	12		28	5		28	28	1	9	34.11	14	8,071	
	235	24	19	5	1	24	4		24	24	1	4	32.00	15	7,366	
	236	8	7	1		8		1	8	8		1		7	5,900	
	237	28	26	1		28	1		28	28		2		26	6,961	
	238	6	6			6		1	6	6				5	6,900	
	239	19	19			19			19	19		1		18	8,433	
	240	11	11			11			11	11	1			11	8,636	
	241	16	13	3		16			16	16		3	47.33	11	8,636	
	242	11	10	1		11			11	11	1			10	8,250	
	243	15	14	1		15	2	2	15	15		1		13	6,992	
	244	7	7			7			7	7				6	7,233	
	245	7	2	2		5			4	4		2		2		
	246	2														
	247	17	9	7		17			16	16		4	50.00	3	8,000	
	248	5	4	1		5			5	5		1		4	11,500	
	249	20	13	6		19			19	19		4	86.00	6	11,000	
	250	17	13	2	1	17			15	15		2		13	8,823	
	251	20	18	2		20			20	20	1	2		17	8,594	
	252	9	9			9			9	9				8	10,250	
	253	21	19	2		21			21	20		2		18	11,350	
	254	8	7	1		8			8	8		1		7	15,357	
	256	4	4			4			4	4				4	30,000	
	257	10	10			10			10	10				10	20,710	
	258	6	5	1		6			6	6				5	19,200	
	259	8	8			8			8	8				8	19,000	

<sup>1</sup>For renter - occupied dwelling units and vacant nonseasonal not dilapidated units, for rent.  
<sup>2</sup>For owner - occupied dwelling units and vacant nonseasonal not dilapidated units, for sale only.

HOUSING—BLOCK STATISTICS

Table 3.—CHARACTERISTICS OF HOUSING FOR CENSUS TRACTS, BY BLOCKS: 1950—Con.

Census tract	Block	All dwelling units by occupancy and tenure					All dwelling units by condition and plumbing facilities			Occupied dwelling units			Contract monthly rent <sup>1</sup>		Value <sup>2</sup> of one-dwelling-unit structures		
		Total	Owner occupied	Renter occupied	Vacant non-seasonal not dilap., for rent or sale	Other vacant and non-resident	Number reporting	No private bath or dilap.	No running water or dilap.	Total	Persons per room		Number reporting	Average monthly rent (dollars)	Number reporting	Average value (dollars)	
											Number reporting	1.1 or more					Occupied by non-white
HM-9	260	14	14			14			14	14					13	17,846	
	261	7	7			7			7	7					7	24,428	
	263	10	9	1		10			10	10		1			9	11,466	
	264	24	23	1		24			24	24					23	10,417	
	265	5	5			5			5	5					5	9,500	
	266	42	36	6		42			42	42	5				35	6,814	
	267	28	22	6		28		1	28	28			6	600.00	19	8,026	
	268	1															
	269	19	12	7		19		1	19	19			7	721.4	8	11,062	
	270	18	15	1		18			18	18			1		15	10,333	
	271	16	15	1		16			16	16	1				15	9,686	
	272	13	9	3		13		1	13	13			2		6	7,916	
	274	3	3			3			3	3	1				2		
	275	2				2			2	2							
	276	28	20	7		28	4		27	27	1			300.00	16	1,000	
	277	30	20	8	1	30	1		28	28	2		6	490.00	16	7,750	
	278	9	8			9			9	9					8	7,687	
	279	18	15	3	1	18			18	18	1		2		14	7,985	
	280	18	17	1		18			18	18	1		2		15	8,366	
	281	19	8	9		17	3	3	17	17	1		8	381.2	8	7,937	
	283	1															
	286	6	5	1		6			6	6			1		4	8,625	
	288	5				5			5	5					5	9,700	
	289	15	15			15			15	15					15	10,286	
	292	7	7			7			7	7					7	15,000	
	293	10	10			10		1	10	10					10	13,350	
	294	5	5			5		2	5	5					5	14,700	
	295	5	4	1		5			5	5			1		3	16,666	
	296	5	4			5			5	5					4	15,500	
	297	7	7			7			7	7					6	18,416	
	298	11	6			10			6	6					6	14,666	
	299	3	2		1	3			2	2					2		
	304	13	13			13			13	13					11	9,090	
	305	28	28			28			28	28	1				28	9,392	
	306	24	22	2		22	1	1	24	24			2		21	9,590	
	307	15	14	1		15			15	15			1		14	10,035	
	312	3	3			3			3	3					3	11,333	
	313	33	22	11		33	5	4	33	32		1	10	353.0	17	8,764	
	314	26	21	4	1	24	8	5	25	25		2	3	416.6	17	7,970	
	316	13	12			12			12	12					12	9,541	
	317	13	4		1	9	2	2	4	2					2		
	333	5	3	2		5			5	5			1		2		
	334	14	13	1		14			14	14			1		12	8,541	
	335	20	20			20			20	20			1		18	8,533	
	336	11	9	1		11			10	10			1		8	10,562	
337	16	14	2		16	1	1	16	16		1			14	8,464		
338	6	6			6			6	6		1			5	7,600		
339	6	5	1		6		1	6	6					5	8,180		
343	7	6	1		7			7	7		1			5	7,600		
344	7	7			7			7	7			1		5	7,857		
355	1													7			
HM-10	1	85	19	66		82	6		85	83			64	568.5	9	13,333	
	2	69	24	43	2	69	29	1	67	66			44	50.47	13	13,461	
	3	57	18	39		55	13		57	57	1		39	49.51	9	12,000	
	4	52	17	35		51			52	52	1		35	54.40	12	11,500	
	6	45	17	27		43	1	1	44	42			26	61.65	13	13,961	
	7	45	17	27		43	1	1	44	42			26	61.65	13	13,961	
	8	127	19	103		123	1	1	122	120			98	60.89	14	14,714	
	9	187	18	163	4	183	1	1	181	173	5	4	161	62.55	11	12,636	
	10	40	21	18		39			39	39			17	62.94	16	16,437	
	11	35	7	25		35	2		32	32			22	64.22	3	13,333	
	12	90	12	77	1	89			89	89		1		77	55.93	9	11,777
	13	31	8	23		30			31	31			22	60.81	5	10,200	
	14	38	20	16	2	38		2	36	36			18	65.50	15	10,933	
	15	35	20	15		35			35	35			13	70.30	13	15,846	
	16	21	10	11		21			21	20			11	70.09	5	12,400	
	17	39	29	10		38			39	39			8	58.50	25	13,760	
	18	38	26	12		37	1	1	38	38			11	56.45	23	11,652	
	19	14	14			14			14	14					14	28,428	
	20	15	12	3		15			15	15			3	56.00	11	18,636	
	21	5	4	1		5	1	1	5	5					4	22,500	
	22	16	14	2		16			16	16			2		13	19,769	
	23	14	12	2		14			14	14			2		10	16,500	
	24	21	16	5		21			21	21			4	53.25	13	18,076	
	25	21	21			21			21	21					21	18,666	
	26	12	10	2		12			12	12			1		9	22,000	
	27	9	8	1		9			9	9			1		8	15,375	
	28	17	15	2		17	2		17	17			2		14	21,000	
	29	12	12			12			12	12					12	29,583	
	30	9	9			9			9	9					8	23,750	
	31	10	10			10			10	10					10	26,800	
	32	3	3			3			3	3					3	40,000	
	34	26	21	5	1	26			26	25			4	65.00	20	17,925	
	35	37	21	15		37			36	36			16	43.62	18	11,805	
	37	32	28	4		32			32	30			4	48.75	26	13,076	

<sup>1</sup>For renter - occupied dwelling units and vacant nonseasonal not dilapidated units, for rent.  
<sup>2</sup>For owner - occupied dwelling units and vacant nonseasonal not dilapidated units, for sale only.

Table 3.—CHARACTERISTICS OF HOUSING FOR CENSUS TRACTS, BY BLOCKS: 1950—Con.

Census tract	Block	All dwelling units by occupancy and tenure					All dwelling units by condition and plumbing facilities			Occupied dwelling units			Contract monthly rent <sup>1</sup>		Value <sup>2</sup> of one-dwelling-unit structures	
		Total	Owner occupied	Renter occupied	Vacant non-seasonal not dilap., for rent or sale	Other vacant and non-resident	Number reporting	No private bath or dilap.	No running water or dilap.	Total	Persons per room	Occupied by non-white	Number reporting	Average monthly rent (dollars)	Number reporting	Average value (dollars)
										Number reporting	1.51 or more					
HM-10	38	29	17	11	1	29			28	28		11	63.90	14	20,077.1	
	40	7	7			7			7	7				7	19,142.2	
	41	18	14	4		18			18	18		4	65.25	13	15,076.6	
	42	38	31	7		38			38	38		7	62.85	26	13,573.3	
	43	30	25	5		30			30	30		5	59.20	24	12,858.8	
	44	18	15	3		18			18	18		2		15	13,533.3	
	45	31	23	8		31			31	31	1	7	54.57	19	13,973.3	
	46	30	26	4		30			30	30		4	65.50	23	12,065.5	
	47	17	10	7		17			17	17		6	52.33	8	14,187.7	
	48	8	7	1		8			8	8		1		6	16,500.0	
	49	14	11	3		14			14	14		9	56.33	9	13,333.3	
	50	11	11			11			11	11		3		9	15,111.1	
	51	8	7	1		8			8	8		7		7	19,714.4	
	52	14	13	1		14			14	14		1		13	9,192.2	
	53	17	15	2		17	2		17	17		1		14	14,607.7	
	54	24	20	4		24			24	24		4	57.50	20	22,150.0	
	55	21	19	1		21		1	20	20		1		19	22,684.4	
	56	13	13			13			13	13		1		11	20,545.5	
	57	9	9			9			9	9		9		9	22,444.4	
	58	7	7			7			7	7		6		6	26,833.3	
	59	12	11	1		12			12	12		1		10	26,420.0	
	60	4	4			4			4	4		4		4	15,500.0	
	HM-11	1	23	9	12		23	8	8	21	21	1	12	41.75	6	7,833.3
		2	44	30	14		44	8	4	44	44	3	12	43.83	20	7,415.5
		3	45	17	28		45	9	9	45	45	3	28	46.28	9	7,333.3
		4	50	27	21		49	7	7	48	48		21	39.85	19	7,747.7
		5	43	22	21		43	6	6	43	43	2	20	40.55	20	7,600.0
		6	41	24	17		41	6	1	41	41	1	16	43.00	19	8,263.3
		7	39	25	13	1	38			38	38		13	37.61	19	9,515.5
		8	40	22	17	1	38			39	37		15	50.46	19	8,315.5
10		39	14	24		39	2		38	38	4	24	45.00	4	9,375.5	
11		19	8	11		19	2		19	19	1	9	66.66	1		
13		36	23	13		36			36	34		13	42.30	21	9,000.0	
14		43	25	18		42	1	1	43	42		16	44.93	21	10,428.8	
15		40	22	18		40			40	39		17	37.17	20	10,525.5	
16		31	26	5		31			31	31		5	42.60	26	9,211.1	
17		27	20	7		27			27	27		6	48.66	17	9,264.4	
18		41	27	14		41		5	41	41		14	49.64	18	9,666.6	
19		36	16	20		36			36	36		19	44.57	13	14,269.9	
20		17	11	6		17			17	17		5	49.20	10	9,800.0	
21		35	14	21		35	1		35	35	1	20	44.85	7	8,142.2	
22		37	20	17		37			37	37		15	45.73	19	9,163.3	
23		19	14	5		19			19	19		5	42.80	9	9,444.4	
24		25	19	6	1	25	1		23	23		4	49.25	15	10,100.0	
25		35	27	8		35	2	2	33	33	1	6	42.16	26	9,192.2	
26		33	24	9		33	4		33	33		9	41.33	20	8,740.0	
27		31	24	7		31			31	31		7	47.42	22	10,363.3	
28		29	24	5		29			29	29		5	52.20	24	9,158.8	
29		24	21	2		24	1	1	23	23		1		19	13,168.8	
30		17	9	8		17	2		17	17		8	40.00	9	9,333.3	
31		24	16	8		23			24	24		8	48.87	12	11,416.6	
32		16	11	5		16			16	15	1	5	35.40	11	6,909.9	
33	23	16	6		23			22	20	1	5	46.40	14	8,178.8		
34	34	22	11		32	1	1	33	32		10	47.40	17	8,382.2		
35	27	15	12		27			27	26		11	45.27	11	8,500.0		
36	28	18	10		28			28	28		10	56.30	13	12,615.5		
37	23	21	1		23			22	21		1		19	11,421.1		
38	34	18	16		33			34	31		15	51.40	13	10,730.0		
39	16	7	9		16			16	16		9	52.33	4	10,000.0		
40	25	17	7		21	1	1	24	20		6	50.66	10	10,400.0		
41	34	29	5		34			34	34		5	49.60	24	11,437.7		
42	30	23	6	1	30			29	29	1	6	51.50	22	9,159.9		
43	27	22	5		27			27	26		5	50.00	19	10,394.4		
44	32	20	12		31			32	31		12	51.66	15	10,466.6		
45	33	26	6		32			32	31		5	52.40	21	8,685.5		
46	1	1			1			1	1							
47	26	16	10		26	1	1	26	26		9	37.11	14	9,371.1		
48	25	15	8	2	25			23	23		8	43.50	9	14,444.4		
49	25	23	2		25			25	23		2	41.62	38	7,802.2		
50	36	16	18	1	35			34	33		17	42.76	10	8,550.0		
51	32	23	9		32			32	32		9	50.22	19	10,210.0		
52	30	25	5		30			30	30		4	69.00	22	9,363.3		
53	27	21	6		27	2		27	27		6	49.00	20	8,565.5		
55	30	18	10		30			28	27		10	50.60	14	8,264.4		
56	35	25	8	2	35	2		33	33		8	35.75	22	7,227.7		
57	21	16	5		21	3		21	21		4	48.25	11	8,272.2		
58	31	20	10	1	31			30	30		9	47.44	18	9,472.2		
59	32	17	14		32			31	31		13	44.30	11	9,681.1		
HM-12	1	2														
	2	12		12		12	7	1	12	12	6	1	29.33	7	7,400.0	
	5	12	9	3		11	4	4	12	12	1	3	46.66	16	6,812.2	

<sup>1</sup>For renter - occupied dwelling units and vacant nonseasonal not dilapidated units, for rent.  
<sup>2</sup>For owner - occupied dwelling units and vacant nonseasonal not dilapidated units, for sale only.

HOUSING—BLOCK STATISTICS

Table 3.—CHARACTERISTICS OF HOUSING FOR CENSUS TRACTS, BY BLOCKS: 1950—Con.

Census tract	Block	All dwelling units by occupancy and tenure					All dwelling units by condition and plumbing facilities			Occupied dwelling units			Contract monthly rent <sup>1</sup>		Value <sup>2</sup> of one-dwelling-unit structures		
		Total	Owner occupied	Renter occupied	Vacant non-seasonal not dilap., for rent or sale	Other vacant and non-resident	Number reporting	No private bath or dilap.	No running water or dilap.	Total	Persons per room		Occupied by non-white	Number reporting	Average monthly rent (dollars)	Number reporting	Average value (dollars)
											Number reporting	1.51 or more					
HM-12	8	18	18			18	1	1	18	18							
	9	40	40			40	2	2	40	40							
	10	39	37	2		39			39	39							
	11	7	4	3		7	2	1	7	7	1						
	12	15	10	4		15	3	1	14	14			4233				
	13	11	8	1		11			9	9			2500				
	14	26	12	14		25	1	1	26	25	2		4192				
	15	36	30	4		36	1	1	36	36			3816				
	16	17	13	4		17	1	1	17	17			2733				
	17	17	14	2		17			16	16		1					
	18	6	5	1		6			6	6							
	19	14	11	3		14			14	14							
	20	20	13	7		18	2	1	20	19			3140				
	21	24	15	9		23			24	23			3244				
	22	26	18	9	2	29			27	27			4500				
	23	17	13	4		17	1		17	17		10	5325				
	24	18	13	5		18	4	1	18	18		44	4550				
	25	15	11	3	1	14	2		14	14		44	3450				
	26	7	5	1		7			6	6							
	27	15	10	5		15	1		15	15	1		2660				
	28	1															
	29	6	5		1	6			5	5							
	30	6	6			6			6	6							
	31	4	4			4			4	4							
	35	61	59	2		60	54	6	61	61	12						
	36	30	29	1		30	28	1	30	30	7						
	37	24	23	1		24	19	1	24	24	2						
	38	14	11	3		14	10	1	14	14							
	39	31	21	10		31	9	1	31	31			4042				
	40	15	11	4		15	2		15	15	1		3033				
	41	13	8	5		13	1		13	13			4575				
	42	16	11	5		16			16	16			4875				
	43	13	10	3		13			13	13							
	45	31	27	4		31			31	31			4500				
	46	11	9	2		11			11	11							
	47	7	5	2		7	3	3	7	7		1					
	48	30	17	12	1	30	4	1	29	29		3	3858				
	49	20	13	7		20	2		20	20		1	4416				
	51	5	2	3		5			5	5							
	54	14	11	3		14			14	14			4466				
	57	1															
	58	2															
	59	5	4	1		5			5	5							
	60	4	4			4			4	4							
	61	17	17			16			17	17							
	62	7	7			7			7	7							
	63	2															
	66	8	6	2		8			8	8							
	67	4	3	1		4			4	4							
	68	4	4			4			4	3							
	69	9	5	4		9	1	1	9	9	2		4650				
	70	1															
	71	29	14	15		29			29	29	1		8100				
	72	21	21			21			21	21							
	73	6	6			6			6	6							
	74	19	16	2		19			18	18							
	75	17	15	2		17			17	17							
	76	23	23			23			23	23							
	77	14	13	1		14			14	14							
	78	29	5	24		29			29	29			8400				
	79	3	2	1		3			3	3							
	80	5	5			5			5	5							
	81	8	7	1		8			8	8							
	86	6	6			6			6	6							
	87	10	9	1		10			10	10							
	88	10	7	3		10			10	10							
	89	6	6			6			6	6			9633				
	90	9	9			9			9	9							
	91	8	8		1	8			8	8							
	94	7	5	2		7			7	7	1						
	95	10	7	3		9			10	10							
	96	7	5	2		7	1		7	7							
	97	39	22	17	13	39	2	2	38	38	11		2705				
	98	17	15	2		17			16	16							
	99	24	22	2		23			24	24							
	100	20	19	1		20			20	20							
	101	20	20			20			20	20							
	102	25	23			25			23	23							
	103	24	23			24			23	23							
	104	26	26			26			26	26							
	105	14	14			14			14	14							
	106	16	15	1		16		1	16	16							
	107	12	12			12			12	12							
	108	11	9	2		10			11	11							
	109	4	4			4		1	4	4							
	111	12	12			11			12	12							
	112	12	12			12			12	11							

<sup>1</sup>For renter - occupied dwelling units and vacant nonseasonal not dilapidated units, for rent.  
<sup>2</sup>For owner - occupied dwelling units and vacant nonseasonal not dilapidated units, for sale only.

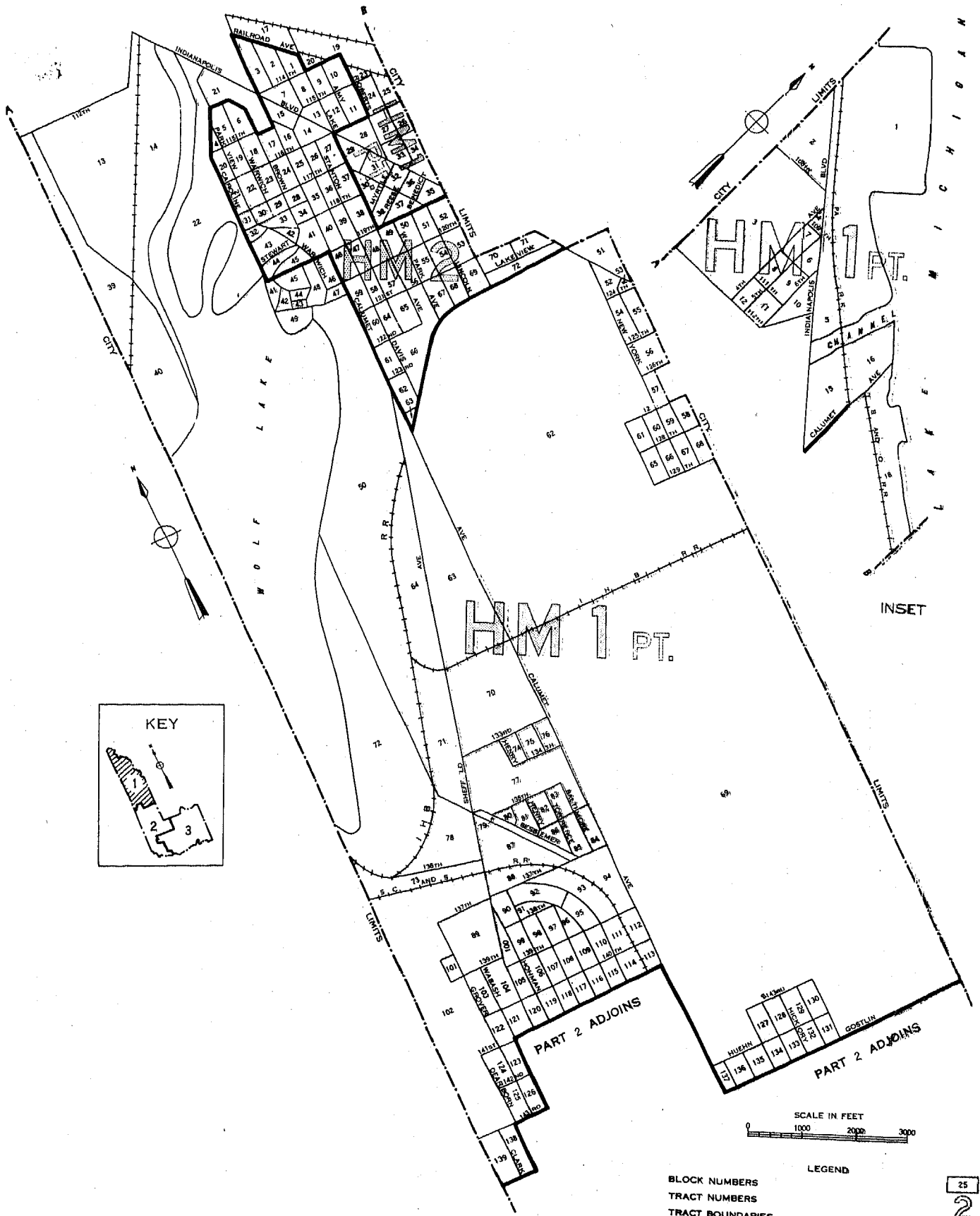
Table 3.—CHARACTERISTICS OF HOUSING FOR CENSUS TRACTS, BY BLOCKS: 1950—Con.

Census tract	Block	All dwelling units by occupancy and tenure					All dwelling units by condition and plumbing facilities			Occupied dwelling units			Contract monthly rent <sup>1</sup>		Value <sup>2</sup> of one-dwelling-unit structures	
		Total	Owner occupied	Renter occupied	Vacant non-seasonal not dilap., for rent or sale	Other vacant and non-resident	Number reporting	No private bath or dilap.	No running water or dilap.	Total	Persons per room		Number reporting	Average monthly rent (dollars)	Number reporting	Average value (dollars)
											Number reporting	1.51 or more				
HM-12	116	4	4			4			4	4					4	6,250
	117	1														
	118	29	1	18	4	6	27	1	1	19	19	3	22	31.36		
	119	37	1	19	5	12	32			20	20	3	21	30.00	1	
	121	2														
	122	1														
	134	1														
	135	2														
	136	2														
	142	3	2				2			2	2				2	
	145	1														
	146	4	1	3			4	1		4	4	1				
HM-13	1	18	15	1		17			16	16			1		14	11,071
	2	18	17	1		18			18	18			1		17	13,352
	3	14	12	2		14		1	14	14	1		1		11	9,818
	4	40	32	7	1	40			39	38			8	5,437	30	10,100
	5	7	2	5		7			7	7			5	3,700	1	
	6	43	36	6	1	42			42	41			5	4,300	28	10,071
	7	27	23	4		27			27	27			3	5,266	21	9,714
	8	28	26	2		28			28	28			2		24	11,583
	9	25	22	3		24			25	24			1		21	10,333
	11	104	98	5		102			103	103	1		5	4,000	94	10,737
	12	38	38			38			38	37					38	11,707
	13	8	7	1		8			8	8			1		7	11,571
	14	35	25	10		35			35	34			10	5,670	22	11,068
	15	25	22	3		25			25	25			3	5,100	21	11,309
	16	33	29	4		33		2	33	33			4	5,250	27	10,740
	17	34	31	3		33		1	34	34			3	4,900	29	10,224
	18	26	23	2	1	26			25	25			2		21	10,214
	19	25	23	2		25			25	25			2		22	9,545
	20	26	21	5		26		1	26	26			2	4,000	17	9,235
	21	25	19	6		25			25	25			6	5,633	18	11,583
	22	22	19	3		22			22	22			3	3,933	18	13,500
	23	15	13	2		15			15	15			2		12	10,875
	24	12	10	2		12			12	12			2		8	11,687
	25	31	28	3		31			31	30			3	5,166	28	11,964
	26	40	38	2		40			40	39			2		37	12,332
	27	13	12	1		12			13	12			1		10	11,350
	28	26	21	4		26		1	25	25			4	5,000	15	12,333
	29	24	20	4		24			24	24			4	4,300	18	10,427
	30	28	20	8		28			28	28			7	4,828	15	9,200
	31	28	24	4		28			28	28			5	5,540	22	11,340
	32	21	21			21			21	21					21	12,238
	33	5	5			5			5	5					4	8,750
	34	25	22	3		25		1	25	25			3	3,933	22	9,795
	35	28	26	2		27			28	27			2		24	10,979
	36	25	21	4		25			25	25			4	4,075	18	9,888
	37	22	17	5		21			22	22			5	4,900	15	9,733
	38	21	16	3		20		2	19	18			3	4,333	15	11,033
	39	14	11	3		13			14	14			2		9	10,211
	40	35	34	1		35			35	35			1		33	10,767
	41	7	7			7			7	7					3	11,642
	42	22	18	4		22			22	22			4	5,425	17	11,000
43	10	10			10			10	10					10	9,800	
44	11	11			11			11	11					11	10,636	
45	18	15	3		18			18	18			3	4,800	15	10,266	
46	5	5			5			5	5					2		
47	29	29			29			29	29					29	13,844	
48	17	15	2		16			17	17			2		13	9,907	
49	24	24			24			24	24					24	10,312	
50	22	20	2		22			22	22			2		19	10,000	
51	27	23	3	1	27			26	26			4	4,525	21	13,833	
52	43	33	10		43			43	41			10	5,090	29	10,062	
53	18	17	1		18			18	18			1		16	9,237	
54	11	10	1		11			11	11					10	7,550	
56	7	7			7			7	7					7	9,957	
57	15	14		1	15			14	14			1		13	9,946	
58	15	13			14			13	13					11	9,458	
59	13	11	2		13			13	13			2		11	9,090	
60	8	7	1		8			8	8			1		6	11,500	
62	19	19			19			19	19					19	12,094	
64	21	17	4		21			21	21			4	5,250	15	10,233	
65	28	27	1		27			28	28			2		26	9,873	
66	17	17			17		1	17	17			1		17	15,382	
67	1															
70	6	4	2		6			6	6					2		
72	8	8			8		1	8	8					8	11,875	
73	24	22	2		24			24	24					20	11,750	
74	28	28			28			28	28					28	11,739	
75	27	25	2		27			27	27					20	13,200	

<sup>1</sup>For renter - occupied dwelling units and vacant nonseasonal not dilapidated units, for rent.  
<sup>2</sup>For owner - occupied dwelling units and vacant nonseasonal not dilapidated units, for sale only.


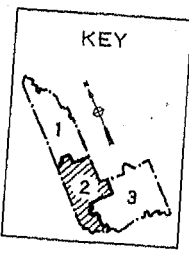
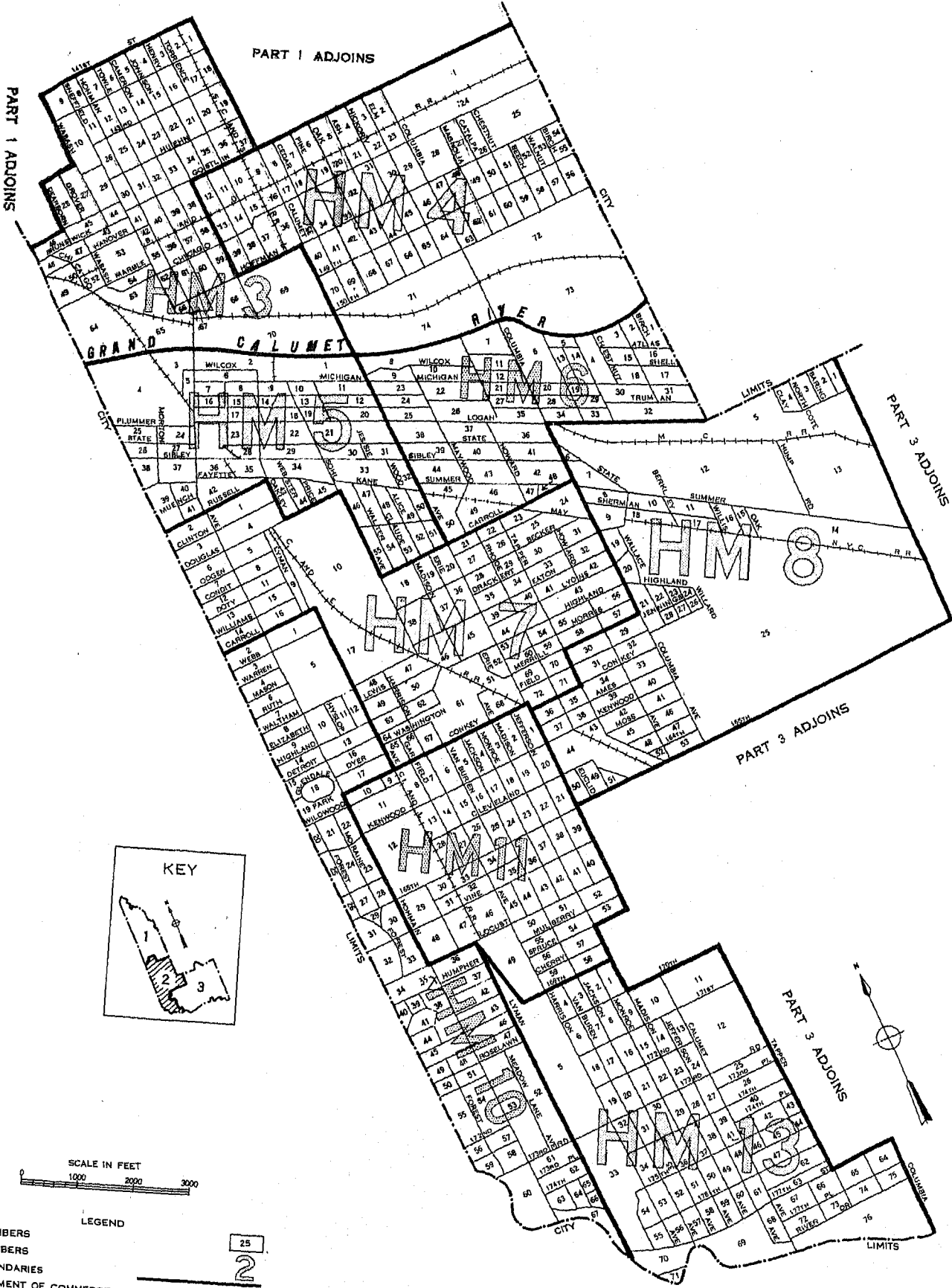
HAMMOND, INDIANA, BY CENSUS TRACTS AND BLOCKS: 1950

PART 1 OF 3 PARTS



HAMMOND, INR  
 DRAFTSMAN: A. UNDERDOWN  
 CHECKED BY: DATE: 8/7/50  
 SCALE: SHEET 1 OF 3  
 REDUCTION: 2.5

HAMMOND, INDIANA, BY CENSUS TRACTS AND BLOCKS: 1950  
 PART 2 OF 3 PARTS

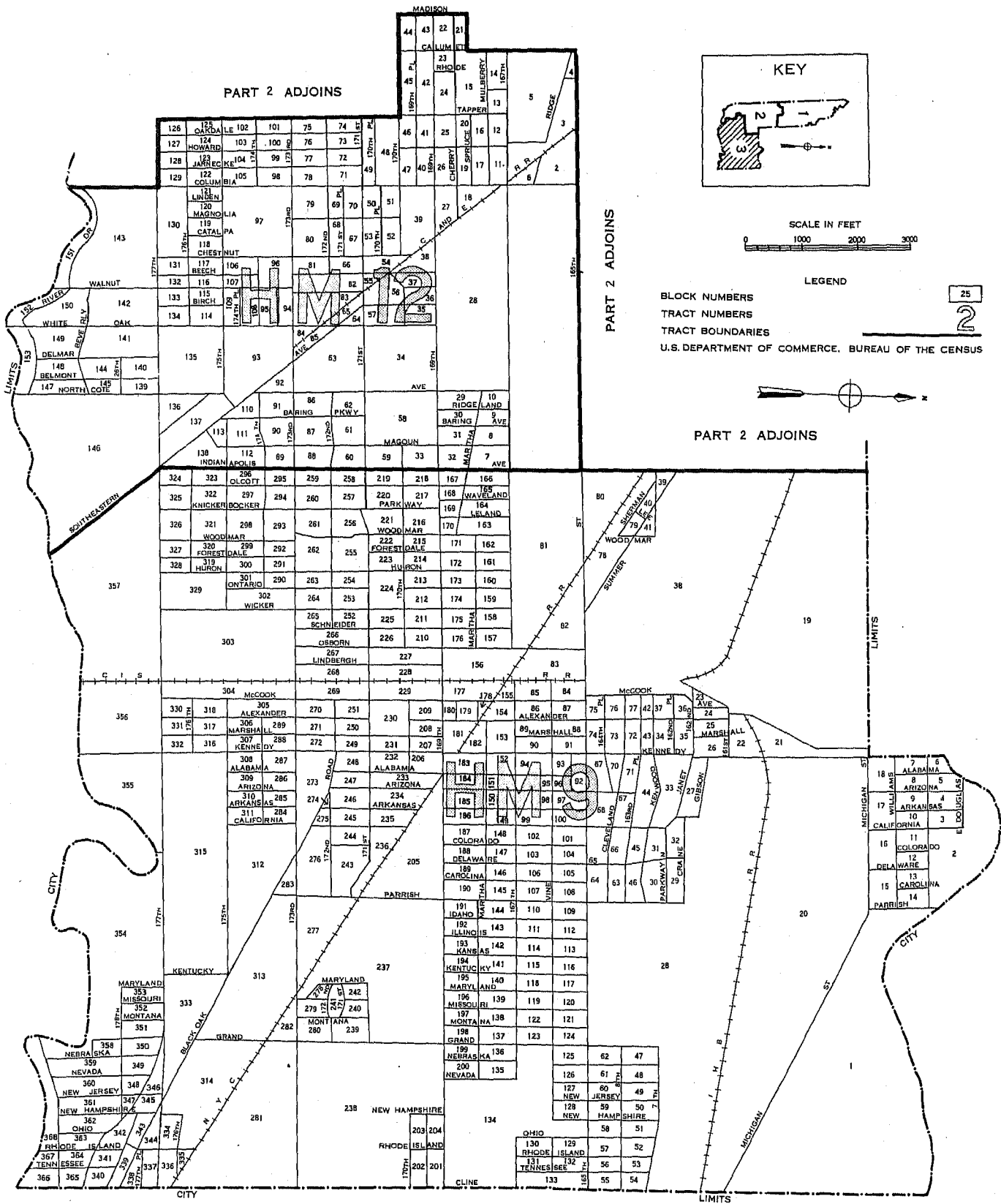


LEGEND  
 BLOCK NUMBERS  
 TRACT NUMBERS  
 TRACT BOUNDARIES  
 U.S. DEPARTMENT OF COMMERCE, BUREAU OF THE CENSUS

25  
 2

# HAMMOND, INDIANA, BY CENSUS TRACTS AND BLOCKS: 1950


PART 3 OF 3 PARTS





# 1950 UNITED STATES CENSUS OF HOUSING

U. S. DEPARTMENT OF COMMERCE • BUREAU OF THE CENSUS



**HARRISBURG, PA.**

**BLOCK  
STATISTICS**

## U. S. CENSUS OF HOUSING: 1950

### Volume

- I General Characteristics
- II Nonfarm Housing Characteristics
- III Farm Housing Characteristics
- IV Residential Financing
- V Block Statistics

Housing statistics for census tracts are to be included in the Population reports on census tracts.

## U. S. CENSUS OF POPULATION: 1950

### Volume

- I Number of Inhabitants
- II Characteristics of the Population

Succeeding volumes will cover the following subjects:

Census Tracts, Nativity and Parentage, Nonwhite Population by Race, Persons of Spanish Surname, Institutional Population, Differential Fertility, Labor Force Characteristics, Occupation, Industry, Income, Internal Migration, Education, Characteristics of Families and Households.

**UNITED STATES CENSUS of HOUSING : 1950**  
U. S. DEPARTMENT OF COMMERCE  
CHARLES SAWYER, Secretary

BUREAU OF THE CENSUS  
ROY V. PEEL, Director



**BLOCK STATISTICS**


**HARRISBURG**  
**PENNSYLVANIA**

*Prepared under the supervision of*  
Howard G. Brunzman, Chief  
*Population and Housing Division*

1950 HOUSING CENSUS REPORT  
VOLUME V, PART 76

UNITED STATES GOVERNMENT PRINTING OFFICE 1951

**BLOCKS • WARDS**





## BUREAU OF THE CENSUS

ROY W. PEEL, *Director*

A. ROSS ECKLER, *Deputy Director*  
HOWARD C. GRIEVES, *Assistant Director*  
CONRAD TAEUBER, *Assistant Director*  
MORRIS H. HANSEN, *Assistant Director for Statistical Standards*  
ROBERT Y. PHILLIPS, *Assistant Director for Operations*  
CALVERT L. DEDRICK, *Coordinator, International Statistics*  
FRANK R. WILSON, *Information Assistant to the Director*

### Population and Housing Division—

HOWARD G. BRUNSMAN, *Chief*  
WAYNE F. DAUGHERTY, *Assistant Chief for Housing*  
ROBERT B. VOIGHT, *Assistant Chief for Operations*  
HENRY S. SHRYOCK, JR., *Assistant Chief for Population*  
EDWIN D. GOLDFIELD, *Program Coordinator*

Quality and Equipment Statistics—Robert C. Hamer, *Chief*  
Inventory Statistics—Carl A. S. Coan, *Chief*  
Developmental Programs—J. Hugh Rose, *Chief*  
Residential Financing—Junia H. Honnold, *Chief*  
Territories and Possessions—Joel Williams, *Chief*  
Statistical Sampling—Joseph Steinberg, *Chief*  
Statistical Procedure—Morton A. Meyer, *Chief*  
Processing Operations—Milton D. Lieberman, *Chief*

Administrative Service Division—WALTER L. KEHRES, *Chief*  
Agriculture Division—RAY HURLEY, *Chief*  
Budget Officer—CHARLES H. ALEXANDER  
Business Division—HARVEY KAILIN, *Acting Chief*  
Field Division—LOWELL T. GAULT, *Chief*  
Foreign Trade Division—J. EDWARD ELY, *Chief*  
Geography Division—CLARENCE E. BATSCHULET, *Chief*  
Governments Division—ALLEN D. MANVEL, *Chief*  
Industry Division—MAXWELL R. CONKLIN, *Chief*  
Machine Tabulation Division—C. F. VAN AKEN, *Chief*  
Personnel Division—HELEN D. ALMON, *Chief*

### SUGGESTED IDENTIFICATION

U. S. Bureau of the Census. *U. S. Census of Housing: 1950. Vol. V, Block Statistics, Part 76.*  
U. S. Government Printing Office, Washington, D. C., 1952

For sale by the Superintendent of Documents, U. S. Government Printing Office, Washington 25, D. C.,  
or any of the Field Offices of the Department of Commerce -- Price 20 cents

## PREFACE

This report presents statistics on characteristics of dwelling units by blocks for the city. The tabulations are based on data from the 1950 Census of Housing, taken as of April 1, 1950. Authorization for the 1950 Census of Housing as part of the Seventeenth Decennial Census was provided by the Housing Act of 1949, approved July 15, 1949.

The major portion of the information compiled from the 1950 Census of Housing appears in Volume I, *General Characteristics*; Volume II, *Nonfarm Housing Characteristics*; Volume III, *Farm Housing Characteristics*; Volume IV, *Residential Financing*; and Volume V, *Block Statistics*. Volume V consists of separate reports, issued as bulletins for each of the 200 cities which in 1940 or in a subsequent census had a population of 50,000 or more. These reports will not be bound into a single publication.

The subjects covered in both the 1950 and 1940 reports on characteristics of dwelling units by blocks are substantially similar.

This report was prepared under the direction of Howard G. Brunsman, Chief, Population and Housing Division, and Wayne F. Daugherty, Assistant Chief for Housing. Robert C. Hamer, Chief, Quality and Equipment Statistics Section, was in charge of coordinating the content and the format of the report with assistance from Carl A. S. Coan, Chief, Inventory Statistics Section; Floyd D. McNaughton, Chief, Equipment and Facilities Unit; Beulah Washabaugh, Chief, Tenure and Vacancy Unit; and Walter A. Hines. The compilation of the statistics was under the supervision of Robert B. Voight, Assistant Chief for Operations.

The collection of the information on which these statistics are based was under the supervision of Lowell T. Galt, Chief, Field Division. The geographic work, including the assignment of all block numbers and the preparation of maps, was under the supervision of Clarence E. Batschelet, Chief, Geography Division. The data were tabulated under the supervision of C. F. Van Aken, Chief, Machine Tabulation Division.

January 1952.

# HARRISBURG, PA.

## CONTENTS

### INTRODUCTION

	Page		Page
General.....	1	Definitions and explanations—Continued	
Related reports.....	1	Persons per room.....	2
Use of data.....	1	Color of occupants.....	2
Comparability with 1940 Housing Census data.....	1	Contract monthly rent.....	2
Definitions and explanations.....	1	Value of one-dwelling-unit structures.....	2
Dwelling unit.....	1	Number reporting.....	2
Occupancy and tenure.....	2	Block identification.....	2
Condition and plumbing facilities.....	2		

### TABLES

	Page
Table 1.—Characteristics of housing for the city: 1950.....	3
Table 2.—Characteristics of housing by wards: 1950.....	3
Table 3.—Characteristics of housing for wards, by blocks: 1950.....	4

Map of city, by blocks, appears following last page of tables.

# BLOCK STATISTICS

## INTRODUCTION

### GENERAL

Volume V of the Reports on Housing consists of a separate report for each of the 209 cities which in 1940, or in a subsequent census prior to 1950, had a population of 50,000 or more. Each report presents for the city, by blocks, tabulations for a limited number of subjects obtained in the Census of Housing. The subjects in these reports are similar to those in the block statistics supplements to Volume I of the reports of the 1940 Census of Housing. The subjects in this report present the number of dwelling units classified by occupancy and tenure, condition and plumbing facilities, persons per room, color of occupants, average contract monthly rent of renter-occupied and selected vacant units, and the average value of one-dwelling-unit owner-occupied and selected vacant structures. In table 1, the statistics for these subjects are summarized for the city. Table 2 contains the statistics for wards; these are the only statistics for wards that will be published from the 1950 Census of Housing. In table 3, the data are presented by blocks within wards and block areas. Maps identifying the location of each block and the ward boundaries are a part of this report.

**Related reports.**—Related statistics for this city are contained in the Reports on Housing, Volume I, *General Characteristics*; and in the Reports on Population, Volume I, *Number of Inhabitants*, and Volume II, *Characteristics of the Population*.

The Reports on Housing for each State in Volume I present data on the characteristics of dwelling units for the State by residence (urban, rural nonfarm, and rural farm), for standard metropolitan areas, urbanized areas, counties, for urban places, places of 1,000 to 2,500 inhabitants, and rural-nonfarm and rural-farm dwelling units for each county. Each report includes the following subjects: occupancy, tenure, race of occupants, type of structure, year built, condition and plumbing facilities, water supply, toilet and bathing facilities, number of rooms, number of persons, persons per room, electric lighting, heating equipment, heating and cooking fuels, refrigeration equipment, kitchen sink, radio, television, and, for nonfarm units, the contract monthly rent, gross monthly rent, and value of one-dwelling-unit structures.

Volume I of the Reports on Population shows the 1950 population of each county and of each minor civil division within the county. It also contains figures for each incorporated place, for each unincorporated place with 1,000 or more inhabitants, and for incorporated places of 5,000 or more by wards. A special series of tables presents data for each urbanized area giving the incorporated places and portions of minor civil divisions within it.

Volume II of the 1950 Population Reports contains statistics on the general characteristics of the population. Chapter A of this volume repeats the figures on number of inhabitants as shown in Volume I; Chapter B presents demographic, economic, and social characteristics of the population; and Chapter C gives more detailed cross-classifications for States and large cities and standard metropolitan areas.

**Use of data.**—The tabulation of housing characteristics for areas as small as city blocks provides descriptive material of considerable value for technical studies of housing in the city. The statistics will be useful in compiling totals for special types of areas that may be defined to meet the requirements of individual investigators. Users of the data should bear in mind that in

practically all cases the data for a given block represent the work of only one enumerator. Consequently, housing characteristics for blocks are subject to a wider margin of error than is to be expected in the figures for tracts or wards which represent returns made by a number of enumerators. Misinterpretation of instructions by one enumerator may cause a significant bias in the statistics for a block even though it may have a negligible effect upon the figures for larger areas. In particular, the enumeration of "condition" depended to a considerable extent upon the judgment of the individual enumerator. Also, failure to indicate the correct block number for a significant number of dwelling units may introduce errors into the block data.

**Comparability with 1940 Housing Census data.**—In the 1940 Census of Housing, reports entitled "Block Statistics" were issued as supplements to the first series of Housing bulletins. These supplements consisted of separate reports for each of the 191 cities which had 50,000 inhabitants or more in 1930.

In the 1950 reports, the block numbers used are different, in most cases, from those used in the 1940 reports. Therefore, to compare 1940 and 1950 data for a given block, it is necessary to locate the block on the maps to obtain the corresponding 1940 and 1950 block numbers.

The subjects in both the 1940 and 1950 reports are substantially similar. However, data on number of structures, year built, and mortgage status have been omitted from the 1950 report. Furthermore, in the 1940 reports average contract or estimated monthly rent was reported for all dwelling units while in 1950 average contract monthly rent is reported for some, and average value for other, dwelling units.

### DEFINITIONS AND EXPLANATIONS

More detailed and complete definitions are presented in Volume I of the Housing Reports.

**Dwelling unit.**—In general, a dwelling unit is a group of rooms or a single room, occupied or intended for occupancy as separate living quarters, by a family or other group of persons living together or by a person living alone.

A group of rooms, occupied or intended for occupancy as separate living quarters, is a dwelling unit if it has separate cooking equipment or a separate entrance. A single room, occupied or intended for occupancy as separate living quarters, is a dwelling unit if it has separate cooking equipment or if it constitutes the only living quarters in the structure. Also, each apartment in a regular apartment house is a dwelling unit even though it may not have separate cooking equipment. Excluded from the dwelling unit count are large rooming houses, institutions, dormitories, and transient hotels and tourist courts.

In the 1940 Census, a dwelling unit was defined as the living quarters occupied or intended for occupancy by one household. A household consisted of a family or other group of persons living together with common housekeeping arrangements, or a person living entirely alone. However, the enumerator was not explicitly instructed to define rooms as dwelling units on the basis of cooking equipment or separate entrance.

The number of dwelling units in the 1950 Census may be regarded as comparable with the number of dwelling units in the 1940 Census. Some living quarters may have been classified as separate dwelling units in the one census and not in the other. Further, in the 1950 Census, living quarters with five or more

lodgers were not tabulated as dwelling units; generally, such quarters were included in the 1940 dwelling unit count. However, the net effect of these changes is probably small.

**Occupancy and tenure.**—Dwelling units are classified by occupancy and tenure into four groups: owner-occupied; renter-occupied; vacant nonseasonal not dilapidated, for rent or sale; and other vacant and nonresident. A dwelling unit is classified as owner-occupied if it was owned wholly or in part by the head of the household or by some related member of his family living in the dwelling unit. All other occupied units are classified as renter-occupied whether or not cash rent was actually paid for living quarters. Rent-free units and living accommodations received in payment for services performed are thus included with the renter-occupied units.

A dwelling unit is considered vacant if no persons are living in it at the time of enumeration. New units not yet occupied were enumerated as vacant dwelling units if construction had proceeded to the extent that all the exterior windows and doors were installed and final usable floors were in place. The classification "Vacant nonseasonal not dilapidated, for rent or sale" is descriptive of the vacant dwelling units reported in this classification. "Other vacant and nonresident" units include all dilapidated and seasonal vacant units as well as the not dilapidated units which were not for rent or sale.

Because of changes in enumeration procedures, the counts of total vacant units in 1940 and 1950 are not strictly comparable. In 1940, vacant units were enumerated if they were habitable; units uninhabitable and beyond repair were excluded from the enumeration. In 1950, units were included regardless of condition if they were intended for occupancy as living quarters. Therefore, no comparison should be made between the data on "vacant nonseasonal not dilapidated, for rent or sale" units from the 1950 Census and data in the 1940 Census reports.

In both censuses, dwelling units occupied entirely by non-residents were included with vacant units not for rent or sale. Trailers, tents, houseboats, and railroad cars which were vacant were excluded from the dwelling unit inventory in both 1950 and 1940.

**Condition and plumbing facilities.**—Data on condition of a dwelling unit are shown in combination with data for selected plumbing facilities and are, therefore, limited to units for which both condition and plumbing facilities are reported. Plumbing facilities include water supply, toilet facilities, and bathing facilities.

The category "with private bath" includes those dwelling units reported with both a flush toilet and a bathtub or shower inside the structure for the exclusive use of the occupants of the unit. The category "no private bath" includes those dwelling units not having private flush toilet or not having private bathing facilities. The "no running water" category includes units with only piped running water outside the structure or with only other sources such as a hand pump.

A dwelling unit is "dilapidated" when it is run-down or neglected, or is of inadequate original construction, so that it does not provide adequate shelter or protection against the elements or it endangers the safety of the occupants.

**Persons per room.**—The number of persons per room has been computed for each occupied dwelling unit by dividing the number of persons in the dwelling unit by the number of rooms in the dwelling unit. All persons enumerated in the Population Census as members of the household (including lodgers, servants, and other nonrelated persons) are counted in determining the number of persons that occupy the dwelling unit. The number of rooms in the dwelling unit includes all rooms available for living quarters throughout the year. Not counted as rooms are bathrooms, closets, pantries, halls, screened porches, and unfinished rooms in the basement and attic.

**Color of occupants.**—Occupied dwelling units are classified by color of head of household according to the definition used in the

1950 Census of Population. The group designated as "nonwhite" consists of Negroes, Indians, Japanese, Chinese, and other non-white races. Persons who are not definitely Indian or of other nonwhite race are classified as white.

**Contract monthly rent.**—Contract monthly rent is the rent, at the time of enumeration, contracted for by the renter regardless of whether it includes furniture, heating fuel, electricity, cooking fuel, water, or personal services.

Monthly rent for vacant dwelling units is the amount asked for the dwelling unit at the time of enumeration. The average monthly rent relates to renter-occupied dwelling units and vacant nonseasonal not dilapidated units for rent. Dwelling units which are occupied "rent-free" are not included with the units reporting rent.

**Value of one-dwelling-unit structures.**—Average value is shown for owner-occupied dwelling units and vacant nonseasonal not dilapidated units which are for sale only. Value is shown only if the unit is in a one-dwelling-unit structure without business and if it is the only dwelling unit included in the property. The value represents the amount for which the owner estimates that the property, including such land as belongs with it, would sell under ordinary conditions and not at a forced sale. For vacant units, value is the sale price asked by the owner.

**Number reporting.**—Occupancy and tenure are reported for all dwelling units, and color of occupants is reported for all occupied units. The corresponding distributions for these subjects in table 1 are based on all dwelling units and on occupied units, respectively. For all other subjects, the distributions are based on the units for which the specific characteristics are reported, that is, the "Number reporting."

The number of dwelling units for which the enumerator obtained no report on a particular item is shown for the city totals only; however, the number "not reported" can easily be derived for each area in tables 2 and 3 by subtracting the number reporting from the total number of dwelling units (or total occupied).

**Block identification.**—A map or series of maps is included in this report showing block numbers for each block, number and letter designations for wards and block areas, and the names of principal streets.

Blocks are identified by serial numbers, a separate series of numbers being used for each ward or for a group of wards. Thus, the location of each block for which data are presented in table 3 may be determined by referring to the ward and block number shown on the map. Similarly, data for a specific block may be located in the table by reference to the map for the identification numbers of the ward and block.

In some cities "block areas" have been established to facilitate the numbering of blocks in groups of less than 1,000. This may cause a break in the sequence of block numbers within a ward. Where this occurs each part of the ward that is in a separate block area is distinguished on the map, and in the table the data are shown for blocks in numerical order within each block area section of the ward. When a boundary of a ward cuts through a block separating the block into segments, the statistics for each segment are tabulated in the ward in which it is physically located on the map. In such cases, to obtain the statistics for the entire block it is necessary to add the statistics for all segments.

If no dwelling units are reported for a block, the block number is not listed in table 3, although it is shown on the map. Dwelling units for which the block number was not reported are indicated in the table by the symbol "NR." Detailed data are not shown for such dwelling units, nor for blocks containing fewer than three dwelling units. Average monthly rent is not shown when the monthly rent was reported for fewer than three dwelling units. Average value is not shown when the value of one-dwelling-unit properties was reported for fewer than three dwelling units. All dwelling units are included, however, in the statistics for the city and for each ward.



Table 1.—CHARACTERISTICS OF HOUSING FOR THE CITY: 1950

Subject	Number	Percent	Subject	Number	Percent
<b>OCCUPANCY AND TENURE</b>			<b>PERSONS PER ROOM</b>		
All dwelling units.....	28,209	100.0	Occupied dwelling units.....	27,570	...
Owner occupied.....	13,113	46.5	Number reporting.....	27,346	100.0
Renter occupied.....	14,457	51.2	1.50 or less.....	26,897	98.4
Vacant nonseasonal not dilapidated, for rent or sale.....	368	1.3	1.51 or more.....	449	1.6
Other vacant and nonresident.....	271	1.0	Not reported.....	224	...
<b>CONDITION AND PLUMBING FACILITIES</b>			<b>CONTRACT MONTHLY RENT</b>		
All dwelling units.....	28,209	...	Renter-occupied, and vacant nonseasonal not dilapidated units, for rent—Number reporting.....	14,131	...
Number reporting.....	27,897	100.0	Total contract monthly rent..... dollars..	580,638	...
With private bath, not dilapidated.....	22,522	80.7	Average monthly rent..... dollars.....	41.09	...
No private bath, with running water, not dilapidated.....	4,032	14.5	<b>VALUE OF ONE-DWELLING-UNIT STRUCTURES</b>		
No running water or dilapidated.....	1,343	4.8	Owner-occupied, <sup>1</sup> and vacant nonseasonal not dilapidated units, for sale only—Number reporting.....	10,358	...
Condition or plumbing facilities not reported.....	312	...	Total value or sale price..... dollars..	90,907,000	...
No private bath or dilapidated.....	5,375	19.3	Average value..... dollars.....	8,777	...
<b>COLOR OF OCCUPANTS</b>					
Occupied dwelling units.....	27,570	100.0			
White.....	25,148	91.2			
Nonwhite.....	2,422	8.8			

<sup>1</sup>Restricted to 1-dwelling-unit properties.

Table 2.—CHARACTERISTICS OF HOUSING BY WARDS: 1950

Ward	All dwelling units by occupancy and tenure					All dwelling units by condition and plumbing facilities			Occupied dwelling units			Contract monthly rent <sup>1</sup>		Value <sup>2</sup> of one-dwelling-unit structures		
	Total	Owner occupied	Renter occupied	Vacant non-seasonal not dilap., for rent or sale	Other vacant and non-resident	Number reporting	No private bath or dilap.	No running water or dilap.	Total	Persons per room	Occupied by non-white	Number reporting	Average monthly rent (dollars)	Number reporting	Average value (dollars)	
TOTAL	28209	13113	14457	368	271	27897	5375	1343	27570	27346	449	2422	14131	41.09	10358	8777
1	1737	855	854	12	15	1732	445	129	1710	1709	44	75	831	32.61	738	7.01
2	2535	1145	1343	22	25	2519	486	46	2488	2479	29	53	1297	38.34	840	6.93
3	2788	1323	1241	10	4	2666	33	8	264	255	4	7	239	44.36	10	1320
4	1251	200	1001	24	22	1218	172	57	1205	1187	31	30	771	49.65	112	16.81
5	1350	339	929	15	14	1325	315	61	1321	1297	40	178	904	40.86	274	71.55
6	1165	339	736	16	17	1154	402	118	1132	1128	119	33	723	31.62	284	54.11
7	2850	1033	1782	20	17	2825	1054	465	2813	2790	108	136	1743	28.77	826	63.44
8	1486	240	764	11	19	1461	343	122	1456	1442	14	29	741	37.55	515	80.66
9	4985	240	2491	53	41	4920	783	133	4891	4839	60	17	2403	47.95	1858	10.21
10	3908	240	1360	121	22	3877	428	58	3765	3746	18	1	1405	48.82	2012	101.27
11	1720	743	940	12	25	1694	305	53	1683	1677	28	14	905	40.98	509	74.11
12	1742	611	1090	17	24	1725	439	69	1701	1693	28	17	1085	40.97	399	62.18
13	1893	133	532	26	11	1879	101	9	1856	1830	1	12	509	45.49	1213	8.52
14	679	503	164	3	9	675	18	4	667	661	1	1	155	60.30	456	14.33
15	630	388	230	6	6	627	51	11	618	613	5	1	214	42.59	312	71.22

<sup>1</sup>For renter-occupied dwelling units and vacant nonseasonal not dilapidated units, for rent.

<sup>2</sup>For owner-occupied dwelling units and vacant nonseasonal not dilapidated units, for sale only.

HOUSING—BLOCK STATISTICS

Table 3.—CHARACTERISTICS OF HOUSING FOR WARDS, BY BLOCKS, 1950

[Detailed statistics not shown for blocks containing fewer than 3 dwelling units, nor for dwelling units not allocated by blocks (designated by NR)]

Ward	Block	All dwelling units by occupancy and tenure					All dwelling units by condition and plumbing facilities			Occupied dwelling units			Contract monthly rent <sup>1</sup>		Value <sup>2</sup> of one-dwelling-unit structures			
		Total	Owner occupied	Renter occupied	Vacant non-seasonal not dilap. for rent or sale	Other vacant and non-resident	Number reporting	No private bath or dilap.	No running water or dilap.	Total	Persons per room	Occupied by non-white	Number reporting	Average monthly rent (dollars)	Number reporting	Average value (dollars)		
										Number reporting	1.51 or more							
1	365	61	21	39		1	61	28	13	60	60	2	1	39	26.89	13	4.338	
	367	49	22	26		1	49	20	2	48	48	2		26	26.11	17	4.894	
	369	6	3	3			6	2		6	6			3	44.66	5		
	370	40	7	32		1	40	29	9	39	39	5	6	31	18.90	5	4.800	
	371	28	17	11			28	7		28	28			10	28.30	13	5.830	
	372	43	16	27			43	5		43	43			27	30.29	12	4.150	
	373	41	27	14			40	22		41	41	2		14	22.35	24	3.441	
	374	36	25	9		2	36	13	5	34	34	2		8	32.37	23	3.534	
	375	24	7	17			24	14		24	24			17	24.29	9	4.900	
	376	30	11	16		2	30	12	2	27	27			16	25.06	5	3.177	
	377	86	35	50		1	86	52	13	85	85	6	12	50	22.52	29	2.789	
	378	13	3	10			13	7	4	13	13			10	18.40	2		
	380	19	4	5			9	8		9	9	1	9	4	17.00	4	2.175	
	381	13	7	6			13	4		13	13			6	24.33	6	6.000	
	382	1																
	390	18	14	4			18			18	18			4	41.50	12	7.333	
	461	29	25	3		1	29			28	28			3	37.00	24	8.583	
	463	19	12	6		1	19			18	18			6	38.00	11	8.272	
	464	4	3			1	4			3	3					3	8.333	
	465	1																
	467	2		3			3			3	3			2				
	469	3																
	471	15	15				15	5	2	15	15							
	472	12	5	7			12	12	11	12	12	1	10	7	15.00	13	5.961	
	473	13	10	2		1	13	2		12	12			1		10	4.330	
	474	7	6	1			7			7	7			1		6	4.166	
	475	66	25	40		1	65	49	12	65	65	6	9	40	19.00	23	2.643	
	476	19	10	9			19	15		19	19			9	30.55	7	2.614	
	477	31	17	14			31	19	16	31	31		6	14	18.14	16	3.168	
	478	14	6	8			13	9	1	14	14			7	21.42	5	3.200	
	479	23	18	5			23	6		23	23	1		5	44.60	15	4.826	
	480	8	6	2			8	1	1	8	8			1		6	7.333	
	482	2																
	488	5	3	2		1	5			5	5			2		3	9.200	
	489	6	3	3			6			5	5					5	8.333	
	490	7	4	3			7			7	7			4		1		
	491	5	1	4			5			5	5			1	45.75	4		
	492	1					1			1	1					4	11.250	
	493	13	4	9			13	3		13	13			9	34.44	4	11.250	
	494	3	2	1			3			3	3	1		2				
	495	19	15	4			19	1		19	19			4	36.25	15	7.933	
	496	16	11	5			16			16	16			4	39.00	11	8.181	
	497	8	7	1			8			8	8			1		6	8.000	
	499	12	11	1			12			12	12			1		10	7.700	
	500	4	3	1			4			4	4			1		3	13.666	
	501	4	2	2			4			4	4			1				
	502	1					1			1	1			1				
	503	5	3	2			5			6	6			1		5	10.400	
	504	14	10	4		1	14			13	13			4		12	9.250	
	505	14	4	10			14			14	14			4	50.50	6	10.833	
	506	17	11	6			17			17	17			6	50.00	11	8.636	
	507	8	2	6			8			8	8			6	53.66	2		
	508	5	4	1			5			5	5			1		3	15.000	
	509	2					2			2	2							
	510	6	3	3			6			6	6			3		2		
511	7	2	5			7			7	7			5	42.66	2			
512	7	4	3			7			7	7			3	41.00	2			
513	3	3				3			3	3			3	46.66	4	10.000		
514	6	5	1			6			6	6			3		3	17.000		
515	6	5	1			6			6	6			1		4	12.750		
516	4	4				4			4	4			1		4	13.250		
517	4	4				4			4	4								
518	6	4	2			6			4	4			2		4	9.250		
519	5	3	2			5			4	4					4	8.250		
520	4	4				4			5	5			2		2			
521	3	3				4			4	4					4	9.750		
523	3	2	1			3			3	3			3		3	11.666		
524	3	1	2			3			3	3			1		2			
527	1					1			3	3			2					
528	14	6	8			14			14	14			7	25.00	4	6.375		
529	15	11	4			15			15	15			4	39.25	9	4.755		
532	11	3	8			11			11	11			7	19.14	3	1.600		
533	41	21	17		2	41	29	4	38	38	1	5	17	27.76	17	4.370		
534	2	3	2		1	2	2	1	2	2			2	39.36	2			
535	3	1	2			3			3	3			3	32.00	1			
536	3	3				3			3	3			2		2			
538	3	2	1			3			3	3			1		2			
539	14	8	5		1	14			13	13			5	40.00	7	12.428		
540	3	3				3			3	3			2		1			
541	4	4				4			4	4			1		4	10.750		
542	16	12	4			16			16	16	1		4	55.00	11	9.636		
543	19	15	4			19			19	19			4	44.25	14	9.142		
544	13	12	1			13		1	13	13	1		4		12	8.666		
545	5	5				5			5	5			1		5	9.200		
546	11	9	2			11			11	11			2		7	11.428		
547	10	7	3			10			10	10			3	70.00	6	12.833		
548	11	11				11			11	11			3		11	13.272		
551	14	12	2			14			14	14			2		11	11.818		

<sup>1</sup>For renter - occupied dwelling units and vacant nonseasonal not dilapidated units, for rent.  
<sup>2</sup>For owner - occupied dwelling units and vacant nonseasonal not dilapidated units, for sale only.

Table 3.—CHARACTERISTICS OF HOUSING FOR WARDS, BY BLOCKS: 1950—Con.

Ward	Block	All dwelling units by occupancy and tenure					All dwelling units by condition and plumbing facilities			Occupied dwelling units				Contract monthly rent <sup>1</sup>		Value of one-dwelling-unit structures	
		Total	Owner occupied	Renter occupied	Vacant non-seasonal not dilap. for rent or sale	Other vacant and non-resident	Number reporting	No private bath or dilap.	No running water or dilap.	Total	Persons per room		Occupied by non-white	Number reporting	Average monthly rent (dollars)	Number reporting	Average value (dollars)
											Number reporting	1.51 or more					
1	552	10	9	1					10	10						8	11,875
	553	6	6						6	6						6	9,166
	555	2															
	556	2															
	557	1															
	566	16	14	1	1				16	15							
	570	5	3	1		1			5	4			1	1		12	8,166
	571	3	2			1			3	2						3	2,666
	572	2														1	
	573	1															
	579	16	10	6					16	16				4	5.00	9	5,444
	580	26	16	7					17	17	1		4	3.00	8	5,525	
	581	5	2	10					2	2			4	3.37	14	7,392	
	582	5	2	3					5	5			4	6.33	1		
	583	32	18	13		1			31	31			1	4.46	14	7,871	
	585	36	30	4		2			36	34			1	4.46	28	7,317	
	585	1							1	1				4	9.85		
	587	5	3	2					5	5			1	1	3	2,333	
	588	4	1	2		1			3	3				1	2	6,233	
	589	7	6	1					7	7				1	6		
590	8	8						8	8						8	8,125	
591	5	5						5	5						5	10,600	
593	1																
596	7		7					7	7				7	29.57			
597	28	16	12					28	28				12	40.08	12	7,625	
598	13	2	11					13	13				11	36.63	1		
599	1																
2	141	33	9	23	1			33	9	2			21	40.14	5	7,600	
	145	8	3			1		8	8				1		1	8,600	
	146	28	10	25				28	28				25	37.32			
	147	10		10				10	10				10	54.50			
	148	47	15	32				47	44	1			31	8.00	9	10,033	
	149	51	15	36				51	47	1			34	28.88	12	6,791	
	152	16	4	12				16	15	1			11	10.72	4	3,125	
	153	85	42	43				85	81	1			42	28.54	33	44,699	
	154	24	10	14				24	23	1			15	32.53	3	4,883	
	155	44	10	34		1		44	43	1			33	41.18	10	54,220	
	156	15	6	9				15	9				9	6.66	5	4,940	
	157	34	13	21		2		34	33	1			19	49.94	7	7,225	
	158	32	11	21				32	31	1			19	6.52	2	5,062	
	159	28	9	19		2		28	28	1			19	46.52	2		
	160	23	3	20				23	23				16	13.77			
	161	48	15	33				48	48				13	29.41	7	7,422	
	162	25	6	19		1		25	25	1			18	51.00			
	163	19	9	10				19	19				11	40.44	4	5,622	
	164	44	9	34				44	44	1			33	47.27	6	7,333	
	167	27	5	22		1		27	27				21	46.66	1	5,200	
	168	24	8	16				24	24				15	30.40	3	10,000	
	170	33	12	21				33	33				19	34.77	3	5,722	
	171	71	28	43		1		71	70	1			38	40.44	1	8,522	
	172	64	39	25				64	64				38	40.44	1	8,522	
	198	64	31	33				64	64				33	40.08	2	6,322	
	199	51	22	29				51	51				33	40.08	2	6,322	
	200	28	10	18				28	28				18	10.95	1	6,891	
	201	32	19	13				32	32				18	16.11	1	5,750	
	202	17	19	10				17	17				13	44.66	18	4,855	
	203	14	10	4				14	14				10	33.00	6	6,133	
	204	32	6	25		1		32	31				4	37.50	9	4,444	
	206	16	7	9				16	16				25	5.64	5	7,600	
	207	33	8	25				33	31				9	4.88	6	7,322	
	208	22	10	12		1		22	22				22	8.00	7	6,222	
	209	36	16	20				36	35				10	4.20	8	5,912	
	210	33	14	19				33	33				16	4.20	10	6,340	
	211	33	14	19				33	33				18	9.16	10	6,570	
	212	32	23	9				32	31				8	26.22	22	6,377	
	213	24	14	10				24	24				9	35.55	2	6,233	
	214	32	7	25		3		32	29				16	35.66	9	6,000	
215	21	10	11				21	21				19	43.11	7	9,100		
216	20	9	11		1		20	20				10	8.60	4	9,000		
217	24	15	9				24	24				11	6.54	11	5,977		
218	37	21	14				37	35				9	8.66	12	6,416		
219	24	11	13		2		24	24				15	4.80	17	6,233		
220	25	8	17				25	24				13	4.07	4	5,822		
221	12	5	7		1		12	12				14	15.7	6	9,333		
222	19	10	9				19	19				7	5.00	4	8,122		
223	21	12	9				21	21				8	7.75	6	8,411		
224	6	2	4				6	6				9	5.55	7	7,222		
225	5	3	2				5	5				4	9.75	1	7,222		
226	31	17	14				31	30				1	37.5				
227	36	7	29		1		36	35				13	29.22	14	5,822		
228	18	8	10		1		18	17				30	0.43	1			
229	20	8	12				20	19				9	2.44	3	8,700		
230	32	20	12				32	32				11	5.45	5	8,500		
231	37	20	17				37	36				10	2.40	14	8,500		
232	35	11	24				35	34				14	6.42	14	7,166		
233	27	16	11		2		27	27				17	5.7	7	8,544		

<sup>1</sup>For renter - occupied dwelling units and vacant nonseasonal not dilapidated units, for rent.  
<sup>2</sup>For owner - occupied dwelling units and vacant nonseasonal not dilapidated units, for sale only.

HOUSING—BLOCK STATISTICS

Table 3.—CHARACTERISTICS OF HOUSING FOR WARDS, BY BLOCKS: 1950—Con.

Ward	Block	All dwelling units by occupancy and tenure					All dwelling units by condition and plumbing facilities			Occupied dwelling units			Contract monthly rent <sup>1</sup>		Value of one-dwelling-unit structures		
		Total	Owner occupied	Renter occupied	Vacant non-seasonal not dilap., for rent or sale	Other vacant and non-resident	Number reporting	No private bath or dilap.	No running water or dilap.	Total	Persons per room		Number reporting	Average monthly rent (dollars)	Number reporting	Average value (dollars)	
											Number reporting	1.51 or more					Occupied by non-white
2	233	31	20	11					31	31			11	45.63	14	8,742	
	234	50	34	16				1	49	49			15	37.20	25	7,132	
	235	60	24	34	1	1			58	57			32	34.96	12	8,600	
	237	18	4	13	1				17	16			12	37.91	2		
	267	14	7	7					14	14			5	45.80	6	7,833	
	270	55	41	10					45	45	1		9	46.44	29	11,620	
	271	55	41	14				1	55	55			14	34.64	32	7,437	
	272	66	40	26					66	66			23	36.24	31	6,790	
	273	57	24	32	1				57	56			33	41.96	18	7,250	
	274	36	9	27					36	36			25	51.92	6	6,833	
	278	1															
	282	25	19	6					25	25			5	51.80	17	7,705	
	283	47	39	8					47	47			8	36.87	37	6,600	
	284	25	18	7					25	25	1		6	46.66	17	9,029	
	286	61	42	19					60	60			19	35.26	39	6,710	
	355	12	8	3	1				12	11			3	40.00	9	5,333	
	356	9							9	9					8	7,687	
	361	42	33	9					42	42	3		28	28.96	8	2,562	
	362	17	12	5					16	17			5	20.40	10	3,250	
	363	10	9	1					10	10	1		1		8	3,125	
	364	33	20	13					33	33		1	13	26.84	20	3,230	
	365	3		3					3	3			3	18.00			
	368	14	3	11					14	14	3		8	17.37	2		
	385	4		3					4	4			3	31.33	1		
	386	24	9	15					24	24			15	53.46	8	8,312	
	462	19	7	12					19	19			12	44.41	6	8,000	
	3 PART IN BLOCK AREA A																
	861	11		11					11	11			11	51.00			
	862	1															
	865	6															
	866	4	1	5					4	4			4	51.25			
	868	4		3					4	4			3	74.66			
	869	14		10	4				14	10	1		14	45.64			
	870	7	2	4		1			7	6			4	72.75	1		
	871	9		8	1				9	8			9	43.11			
	3 PART IN BLOCK AREA B																
	38	2															
	39	1															
	40	4		4					4	4			4	50.75			
	41	21	1	19		1			19	13	4		17	29.70			
42	24		24					22	2			23	46.56				
44	2																
45	22	1	19		2			21	1	1		20	41.10				
46	22	1	19					22	1			20	50.04	1			
47	1											21					
49	20		20					20	20		1	20	56.25				
50	10	2	7		1			8	4			7	39.42				
52	10		9					7				6	40.00				
53	30	2	28					30	1			28	43.07				
54	10		10					10	8			9	35.33	1			
56	8	1	7					8	5			7	22.28	1			
57	12	2	10					12	7			10	39.90				
58	7	3	3		1			6	4			3	32.33	3	4,666		
59	4		4					4	4			3		3	8,333		
60	9		9					9	6			7	26.71				
61	5	1	4					5	1	1		4	53.00				
4	598	2															
	599	6	2	4				6	6			3	66.66	2			
	600	35	8	25		2		32	3			26	59.00	3	17,333		
	601	37	9	28				37				28	44.03	7	9,071		
	602	31	13	17		1		30			1	17	46.00	12	10,583		
	603	29	5	21		2		29				23	45.34	4	9,000		
	604	19	2	17				19	7	3		16	29.37				
	605	40	1	36		3		40	15			35	26.68				
	606	90	8	79		2		90	48	12	4	35	38.03				
	711	83	6	72		2		81	33	18		72	39.75				
	712	12		12				12		1		12	38.33				
	713	31	7	23		1		30	2			20	53.15	5	11,000		
	714	29	7	19		3		29	2			21	48.04	4	10,000		
	715	73	23	48		1		73	7			49	52.97	12	10,250		
	716	4	2	2				4							2		
	717	41	1	39		1		41				1	40	55.37			
	718	110	1	107		2		108	4			1	102	73.01			
	719	18	2	16				18	18		1	16	48.75	1			
	720	27	8	19				27	11		1	18	36.72	1	5,857		
	721	15	6	9				14				8	44.00	3	5,666		
	722	22	4	18				22	1			18	39.51	3	8,333		
	723	35	1	34				29	5			29	45.68				
	724	16	1	15				16	4			15	39.13	1			
	725	7	1	6				7	2			6	47.66	1			
726	2													1			
727	9	5	4				9				9	85.00	1				
728	23	7	13		3		21				12	52.66	5	45,000			

<sup>1</sup>For renter - occupied dwelling units and vacant nonseasonal not dilapidated units, for rent.  
<sup>2</sup>For owner - occupied dwelling units and vacant nonseasonal not dilapidated units, for sale only.

Table 3.—CHARACTERISTICS OF HOUSING FOR WARDS, BY BLOCKS: 1950—Con.

Ward	Block	All dwelling units by occupancy and tenure					All dwelling units by condition and plumbing facilities			Occupied dwelling units			Contract monthly rent <sup>1</sup>		Value <sup>2</sup> of one-dwelling-unit structures		
		Total	Owner occupied	Renter occupied	Vacant non-seasonal not dilap., for rent or sale	Other vacant and non-resident	Number reporting	No private bath or dilap.	No running water or dilap.	Total	Persons per room		Occupied by non-white	Number reporting	Average monthly rent (dollars)	Number reporting	Average value (dollars)
											Number reporting	1.51 or more					
4	729	7	5	2		6			7	6			2		4	28,375	
	730	43	15	28		43	4		43	43			26	5,907	8	21,750	
	731	14		14		18			18	18			12	4,308			
	732	18	1	17		18	2		18	18			10	4,588	1		
	733	13	2	11		13			13	13			10	5,870			
	734	7	2	5		7			7	7			4	5,700	2		
	736	17	4	13		17	2		17	17			11	4,663	3	23,000	
	737	13	2	9		11			11	11			9	4,288			
	738	9		9		9			9	9			8	4,512			
	739	26	6	19		25	2		25	25	2		15	5,753	4	28,250	
	740	3	2	1		3			3	3							
	741	4	1	3		4			4	4			2				
	742	49	7	39	2	47	4	2	46	44	1	5	38	4,731	2		
	743	36	1	34	1	35			35	35			35	5,491	1		
	744	16	3	12	1	16	1		15	14			10	4,260	1		
	745	3	2	1		3			3	3			1		2		
	747	26	2	22		24	1	1	24	24	1	1	22	6,395			
	748	27	6	19	2	23	3	1	25	21			18	4,483	2		
	749	15	3	11	1	15			14	14			12	4,666	3	35,000	
	750	6		6		6			6	6			6	6,583			
	751	41	3	34	4	40	5	3	37	37			35	4,888	1		
	752	8	1	7		7			8	8			7	3,457			
5	495	6		6		6		1	6	5			6	2,900			
	496	15	3	11		15	2		14	14			11	2,163	3	10,666	
	497	31	9	22	1	31	4		31	30			22	4,513	6	7,333	
	498	11	8	3		11	3		11	11			3	2,600	6	7,050	
	499	17	10	7		17	1		17	17			7	4,857	8	15,875	
	500	30	4	25		30	5		29	29			25	4,292	1		
	501	8	1	7		8			8	8			7	3,071	1		
	502	20	6	13	1	20	5	2	19	19			12	3,241	4	7,250	
	503	2		2		2			2	2							
	504	31	10	18	2	31	8	1	28	28			15	3,400	6	7,466	
	505	13		13		13			13	13			13	3,176			
	506	11		11		11	3	1	11	11			10	3,170			
	507	6		5		5			5	5			5	3,980			
	509	9	6	3		9	4	1	9	6		8	3	1,900	5	5,800	
	510	34	13	19	2	33	13	2	32	30		18	20	3,295	11	4,890	
	511	5	2	3		3	1		3	4			2				
	512	26	6	20		26	14	5	26	26	7		20	2,060	1		
	513	32	4	28		32	21	6	32	32	3	13	28	2,596	4	4,125	
	514	37	14	18	1	37	9	4	32	32	4	13	19	3,052	11	3,681	
	515	33	13	20		33	5	1	33	33	1	18	20	2,500	10	3,630	
	516	42	23	19		41	9	4	42	37	1	23	16	2,943	18	5,100	
	517	33	15	18		33	17	5	33	33	2	11	17	2,841	14	4,592	
	518	35	2	31	2	34	17	7	33	32	1		33	3,754	1		
	519	30	1	29		30	2		30	30	2		29	4,265	1		
	520	33	3	28	1	33	8		31	31	1		28	4,410	1		
	521	23	9	12	1	23	9		21	21			11	3,918	4	9,250	
	522	31	20	11		30	8		31	31			20	4,210	14	9,214	
	523	12	4	8		12	4		12	12			8	4,050	3	9,500	
	524	30	12	18		30	2		30	30	1		18	4,100	9	8,941	
	525	28	11	17		27	9	4	28	27			17	3,158	2		
	526	8	5	3		8			8	8			3	3,900	4	7,750	
	527	8	1	7		8			8	8			7	5,600	1		
	528	18	4	14		18	6	2	18	18	2	1	14	3,250	3	14,333	
	529	30	4	26		30	1		30	30			26	6,430	4	12,250	
	530	27	10	17		26	3		27	26			16	4,706	5	7,400	
	531	30	6	24		28			30	29			23	5,104	3	6,333	
	532	27	16	11		27	4		27	27			11	4,845	13	7,538	
	533	16	5	11		16	1		16	16	1		11	3,690	5	8,300	
	534	21	4	17		21			21	21			16	3,143	3	6,666	
	535	27	3	24		27	3	1	27	26		1	24	3,350	3	4,933	
	536	5		5		5			5	5			5	3,900			
	537	21	5	15	1	21	5	2	20	20		7	14	3,242	5	6,480	
	538	28	18	9		28	6	1	27	26		19	8	3,012	12	6,250	
	539	2		2		2			2	2							
	540	40	6	31	1	37	18	2	37	36	7		31	2,738	4	5,500	
	541	16	11	5		14	5		16	16			4	1,850	8	4,312	
	542	14	4	9	1	14	6	2	13	13		3	9	3,777	3	7,000	
	543	28	15	13		28	11		28	28		21	11	2,172	15	4,933	
	544	3		3		3			3	3			3	4,400			
	545	60	7	53		55	6	3	60	58	4		51	3,829			
	546	7	3	4		7	1		7	7			4	4,200	3	17,666	
	547	20	2	18		20	1		20	20	1		18	3,700	1		
	548	30	5	25		30	7		30	30			24	4,854	4	6,500	
	549	24	8	15	1	24	1		23	23		15	15	4,086	5	7,600	
	550	46	13	32	1	45	23	1	45	45	1		30	4,073	8	9,375	
	551	17	8	9		16	7		17	16			9	3,722	3	5,083	
	552	27	5	22		26	7		27	27			21	4,947	3	6,166	
	553	15	3	12		15	2		15	14			11	5,945	1		
	554	23	9	14		23			23	23			13	4,992	1		
	555	28		28		28			28	28			26	13,334	7	7,571	
	556	10	2	7	1	9	2		9	9	1		8	6,875			

<sup>1</sup>For renter-occupied dwelling units and vacant nonseasonal not dilapidated units, for rent.  
<sup>2</sup>For owner-occupied dwelling units and vacant nonseasonal not dilapidated units, for sale only.

HOUSING—BLOCK STATISTICS

Table 3.—CHARACTERISTICS OF HOUSING FOR WARDS, BY BLOCKS: 1950—Con.

Ward	Block	All dwelling units by occupancy and tenure					All dwelling units by condition and plumbing facilities			Occupied dwelling units			Contract monthly rent <sup>1</sup>		Value <sup>2</sup> of one-dwelling-unit structures			
		Total	Owner occupied	Renter occupied	Vacant non-seasonal not dilap., for rent or sale	Other vacant and non-resident	Number reporting	No private bath or dilap.	No running water or dilap.	Total	Persons per room		Occupied by non-white	Number reporting	Average monthly rent (dollars)	Number reporting	Average value (dollars)	
											Number reporting	1.51 or more						
6	403	42	18	24			42	13		42	42	2						
	406	52	25	27			51	21		52	52		1	24	3337	15	4180	
	407	16	3	13			16	4		16	16			27	2403	21	4900	
	410	54	5	46		3	53	22	10	51	51	1		13	2723	2		
	411	24	10	10		4	23	6	2	20	20	1	2	10	2435	3	4300	
	414	3	3				3			3	3				3670	4	6375	
	417	31	17	14			31	6		31	31			13	4253	10	7600	
	418	21	11	8	1	1	21			19	19			9	4633	3	12333	
	420	1																
	421	51	19	27	2	3	51	6		46	46			28	5671	13	8576	
	422	25	10	15			25	6		25	25			15	5733	4	10500	
	423	12	2	10			12	3	1	12	12			10	3550			
	424	32	11	18		3	32	5		29	29			20	5110	5	5200	
	425	21	5	16			21	7	2	21	21			16	3212	3	6500	
	426	19	14	5			19	1		19	19			5	4120	12	5783	
	427	18	11	7			18	5	2	18	18			7	3585	7	6571	
	428	14	6	8			14	7	3	14	14			8	1925	6	7833	
	429	18	2	16			17	9	6	18	18			15	2993	2		
	430	21	7	13		1	21	4		20	20	1		13	3907	3	4766	
	431	28	6	22			28	8	5	28	27	1		21	4447	2		
	432	39	20	19			39	25	9	39	39		23	19	2047	16	4468	
	433	45	8	37			45	21	8	45	45		25	17	2413	7	3628	
	434	32	2	28		2	31	23	11	30	30		5	22	1706	2		
	435	19	4	14		1	19	13	6	18	18		5	14	2228	4	4250	
	436	4	2	2			4	1		4	4	1	4	2		1		
	437	20	6	14			20	7		20	20	1	6	14	3192	4	3950	
	438	26	9	17			26	12	1	26	26	3	18	17	2317	7	4114	
	470	8	1	7			8	8		8	8		2	7	2900	1		
	471	10	7	3			9	4		10	9		10	3	2600	5	4000	
	472	6	2	4			6	5	3	6	6		6	4	1650			
	473	3	2	1			3	2	1	3	3		3	1		2		
	474	16	1	15			16	10	4	16	16		6	15	1920	1		
	475	12	2	7		3	12	1	1	9	9		2	9	2888	2		
	477	29	3	25			29	14	2	28	28		11	25	2580	1		
	478	25	8	16		1	24	16	11	24	24	1	21	16	2337	8	3312	
	479	11	3	8			11	2		11	11		4	8	2550	1		
	480	19	1	17		1	19	18	1	18	18			17	2094	1		
	481	22	12	10			21	12	5	22	21		12	9	2022	11	3463	
	482	27	4	23			27	13	11	27	27	3	3	23	3947	2		
	483	18	2	16			18	10	5	18	18		4	16	3006			
	484	22	3	19			22	4		22	22		1	19	3789	1		
	485	23	11	12			23	9		23	23		1	12	2883	8	4937	
	486	24	13	11			24	5	1	24	24			10	4100	9	5833	
	487	20	3	17			20	9	2	20	20			17	2823	2		
	488	34	6	28			34	6		33	33			7	2971	14	5400	
	489	44	20	11		3	34	7	2	31	31	1		11	2918	20	4500	
	490	38	11	27			38	1	1	38	38			27	3688	7	4842	
	491	24	8	16			24	3		24	24			16	3112	5	6300	
492	18	10	8			18	5		18	18			8	2700	10	4510		
493	43	15	26			41	11	1	41	40			25	3576	14	7078		
494	1																	
7	277	46	10	36		46	17		46	46	3	2	36	3533	6	5750		
	278	52	32	29		62	15		61	61			30	3300	22	5386		
	279	71	28	49		76	49	10	77	76		14	49	1912	24	4079		
	281																	
	282		1	4			5		5	4			4	5625				
	285	27	28	24		1	27	40	22	27	27	12	23	24	3625	18	2933	
	286	68	6	62			68	1	1	68	68			2	6250	4	6250	
	287	42	19	20		1	42	3		39	39		1	18	2294	19	4131	
	288	52	8	49			52	29		57	57	2		49	2357	5	4940	
	289	36	11	23		2	36	14		34	34			23	3504	7	6428	
	290																	
	335	45	12	33			45	12	1	45	45		3	31	3548	8	5187	
	336	48	8	40		1	48	20	2	47	47			35	3250	6	4666	
	337	33	5	27			33	3		35	35		1	27	2952	6	6000	
	338	33	5	27		1	33	6		32	32	1	1	26	3015	3	4166	
	339	36	19	17			36	2		36	36			17	2682	18	5772	
	340	4	2				4		1	4	4			2		2		
	341	11	7	4			11	10	3	12	12		1	7	2800	2		
	342	12	5	7		1	12	5	4	11	11			9	2800	1		
	343	9		9			9	7	6	9	9		1	3	1300	4	5500	
	345		1	8			9	7	7	9	9			8	1312	1		
	346	9	6	3			9	2		8	7			2		5	4700	
	347	16	10	6			16	5	1	16	16		16	6	2583	9	4666	
	348																	
	349	50	20	28		2	50	19	2	48	47	2		30	3670	15	4966	
	391	20	6	14			20	8		20	20			14	3671	4	7250	
	392	25	5	20			25	8		25	25			19	3847	2		
	393	14	8	6			14	6	2	14	14		1	14	1950	7	3785	
394	12	4	8			12	3		12	12		13	6	1837	3	3666		
395	22	13	8		1	22	8		21	21		21	8	2437	11	4054		
396	15	15				15			15	15								
397	16	9	7			16	5		16	16		13	7	2785	14	4035		
398	77	49	28			76	11		77	77		72	26	2600	43	5500		

<sup>1</sup>For renter - occupied dwelling units and vacant nonseasonal not dilapidated units, for rent.  
<sup>2</sup>For owner - occupied dwelling units and vacant nonseasonal not dilapidated units, for sale only.

Table 5.—CHARACTERISTICS OF HOUSING FOR WARDS, BY BLOCKS: 1950—Con.

Ward	Block	All dwelling units by occupancy and tenure				All dwelling units by condition and plumbing facilities			Occupied dwelling units			Contract monthly rent <sup>1</sup>		Value <sup>2</sup> of one-dwelling-unit structures			
		Total	Owner occupied	Renter occupied	Vacant non-seasonal not dilap., for rent or sale	Other vacant and non-resident	Number reporting	No private bath or dilap.	No running water or dilap.	Total	Persons per room		Number reporting	Average monthly rent (dollars)	Number reporting	Average value (dollars)	
											Number reporting	1.51 or more					Occupied by non-white
7	399	16	7	9			16	7	1	16	16		16	9	30.77	5	3,600
	400	16	10	6			16	3		16	16		15	5	21.20	8	3,575
	401	16	2	14			15	9	2	16	15		1	1	34.53		
	402	14	3	11			14	10		14	14		1	1	37.45	1	
	439	32	7	25			31	20	4	32	31		2	2	30.40	4	3,250
	440	9	3	5	1		9	4		8	8		2	2	45.50	2	
	442	19	7	12			19	15	5	19	19		3	19	19.75	6	2,550
	443	16	6	10			14	8		16	15			16	24.30	5	2,720
	444	4	2	1		1	4	4		3	3			1		1	
	445	7		7			7	4		7	7			6	19.50	1	
	446	7	1	6			6	3		7	7		3	6	18.33	1	
	447	5	2	3			5	2	1	5	5			2		2	
	448	7	6	1			7	1		7	7		1	1		5	3,900
	449	18	6	12			18			18	18			12	58.00	6	8,733
	450	31	12	19			31			31	30			19	58.78	11	9,081
	451	10	6	4			10	5	3	10	10		1	4	52.00		
	453	3	3				3			3	3					3	13,166
	454	1					1			1	1						
	455	33	12	21			33	2		33	33			21	49.57	11	10,318
	456	28	23	5			27			28	27			4	45.00	17	9,417
	457	8	8				8			8	8					6	8,066
	458	16	14	2			16			16	16			2		14	7,892
	459	3	2	1			3			3	3			1		6	5,033
	460	15	6	9			15	11	11	15	14		12	9	14.88	1	
	461	33	4	29			33	25	19	33	33		1	11	17.48	2	
	462	13	2	11			13	9		13	13			11	19.27	2	
	463	11	1	10			11	6		11	11			10	18.10		
	464	10	3	7			10	5		10	10			7	19.85	1	
	465	29	4	25			29	23		29	29			25	18.08	4	2,325
	466	19	7	12			19	9	2	19	19			11	18.90	7	4,100
	467	21	14	7			21	5	3	21	21			7	19.42	12	3,775
	468	29	7	22			29	15		29	29		1	27	25.38	5	3,700
	469	15	5	10			15	6	1	15	15		1	10	20.00	2	
	514	42	5	37		2	42	28	20	40	40			34	26.32		
	515	33	9	24			32	25	21	33	32		2	29	16.69	9	2,022
	516	46	12	34			46	33	9	46	46			31	17.00	6	1,962
	517	33	6	27			33	28	7	33	33		5	33	16.80	6	1,866
	518	55	2	53			49	45	23	55	54		1	55	13.73	2	
	519	31	1	28		2	30	29	27	29	29		1	25	16.82	2	
	520	23	15	8			22	10	9	23	23		2	7	19.00	12	3,300
	521	27	1	26			27	12	12	27	26		2	26	21.76	1	
	522	17	12	5			17			17	17			5	42.20	11	9,127
	523	26	13	13			26	2		26	26			13	45.84	9	7,433
	524	23	19	4			23			23	23			4	59.50	16	10,006
	525	26	22	4			26			26	26			4	58.75	20	11,270
	526	5	5				5			5	5					5	11,800
	527	22	20	2			22			22	22			2		19	8,500
	528	23	16	7			23			23	23			7	51.14	14	11,607
	529	23	19	4			23			23	23			4	58.50	17	9,435
	530	12	7	5			12			12	12			5	58.00	7	6,400
	531	11	6	5			11	1	1	11	11			5	17.80	5	4,700
	532	8	6	2			8			8	8			2		5	4,100
533	5	4	1			5			5	5			1		3	7,566	
534	46	17	27	1	1	45	33	28	44	42		5	37	21	20.52	13	2,584
535	17	8	9			17	12	12	16	16			14	5	24.00	7	3,714
536	46	18	28	1	1	46	15	15	44	44			26	22.26	16	4,137	
540	16	3	13			16	9	1	16	16		1	13	17.92	1		
541	32	12	20			32	15	7	32	32			13	18.10	11	2,354	
542	42	17	25		2	41	28	13	40	39		1	40	18.18	15	2,580	
543	44	15	29			43	25	21	44	44		2	42	20.34	14	3,057	
544	38	10	28			38	18	11	38	38		1	29	24.03	8	3,125	
571	52	14	37		1	52	23	20	51	50		1	42	21.83	9	3,233	
572	89	21	68	1	1	88	66	48	87	86		4	83	20.63	16	4,443	
573	9	5	4			9			9	9			3	31.66	1		
575	6	6				6			6	5			5	26.80			
576	8	1	7			8	6	6	8	8			7	32.14	1		
577	55	9	46			55	35	14	55	55			45	29.86	8	5,500	
578	19	6	11		2	19	9	8	17	17		6	13	20.53	5	12,500	
613	18		18			18	18	17	18	18		3	18	13.83			
621	16	6	9	1		16			15	15			10	65.90	6	8,816	
622	10	6	4			10			10	10			4	76.25	5	13,000	
623	15	14	1			15			15	15			1		12	10,458	
624	10	9	1			10			10	10			1		9	13,888	
625	17	11	6			17	2		17	17			6	53.66	9	11,500	
626	20	13	7	1		19			19	18			5	52.00	14	11,307	
647	6	4	2			6			6	6			2		3	9,833	
648	10	7	3			10			10	10			3	53.33	5	8,100	
649	13	10	2		1	13			12	12			3	51.66	8	12,937	
650	14	7	7			14	2		14	14			7	52.14	7	9,714	
651	18	14	4			18	2		18	18			4	58.75	12	15,716	
652	11	10	1			11			11	11			1		8	13,687	
653	13	8	4	1		13	2		12	12			4	30.75	7	7,428	
8	607	28	2	26		28	6	1	28	27		2	17	26	34.46	2	
	608	7		7		7	5	3	7	7			6	7	17.85		

<sup>1</sup>For renter - occupied dwelling units and vacant nonseasonal not dilapidated units, for rent.  
<sup>2</sup>For owner - occupied dwelling units and vacant nonseasonal not dilapidated units, for sale only.

HOUSING—BLOCK STATISTICS

Table 3.—CHARACTERISTICS OF HOUSING FOR WARDS, BY BLOCKS: 1950—Con.

Ward	Block	All dwelling units by occupancy and tenure				All dwelling units by condition and plumbing facilities			Occupied dwelling units			Contract monthly rent <sup>1</sup>		Value <sup>2</sup> of one-dwelling-unit structures				
		Total	Owner occupied	Renter occupied	Vacant non-seasonal not dilap., for rent or sale	Other vacant and non-resident	Number reporting	No private bath or dilap.	No running water or dilap.	Total	Persons per room		Number reporting	Average monthly rent (dollars)	Number reporting	Average value (dollars)		
											Number reporting	1.51 or more					Occupied by non-white	
8	609	9		9					9	9			8	21.37				
	610	11		11					11	11			11	17.00				
	611	13	1	12					13	13	1		12	17.50	1			
	612	5		4		1			4	4			4	17.00				
	616	5	1	4					5	5			3	47.00	1			
	620	32	22	9	1				32	7			8	35.62	18	679.4		
	654	8	4	4					8	1			4	35.25	4	9.625		
	655	9	7	1		1			9	2			1		4	11.416		
	656	36	32	4					36	1			1	52.00	29	125.00		
	657	16	14	2					16	1			2		12	120.41		
	658	12	8	4					12	12			4	36.75	8	896.2		
	659	15	11	4					15	14			4	36.25	10	85.00		
	680	13	9	4					13	13			4	40.00	7	85.71		
	681	17	7	10					17	3			8	51.75	3	966.6		
	682	29	17	9	1	2			28	7			10	47.20	14	956.4		
	683	21	15	6					21	4			5	53.40	11	997.2		
	684	33	10	23					33	4		1	23	56.82	8	1125.0		
	685	9	3	6					9	3			6	60.83	2			
	686	8	5	3					8	8			3	48.00	4	725.0		
	687	30	18	11		1			30	5			10	46.50	15	81.00		
	688	34	24	9					32	1	1		8	50.37	21	838.0		
	689	24	10	9		5			20	1			8	61.87	7	84.00		
	690	24	10	14					24	9			14	42.71	6	768.3		
	691	10	3	7					10	3			7	37.14	1			
	696	13	4	9					13	2			9	60.44	2			
	697	20	8	12					20	1			11	72.81	7	1171.4		
	698	23	16	7					21	3			6	66.50	10	1265.0		
	699	42	21	20	1				40	11	2		21	44.57	13	1226.9		
	700	63	30	33					62	8	1		33	48.81	24	1166.6		
	701	46	27	18	1				46	6			17	43.29	21	649.0		
	702	10	4	6					10				4	36.00	4	525.0		
	703	4	2	2					4	4			2		2			
	704	12		12					12	10	7		11	18.33				
	705	39	1	37					38	34	33		34	14.00				
	707	14		12		2			13	13	10	1	10	14.25				
	708	8		8					8	7	2		7	16.75				
	709	14	1	13					14	9			13	17.30	1			
	710	54	7	45		2			52	17	5		19	28.88	5	630.0		
	760	10		10					10				2		7	300.0		
	762	3		2		1			3	2			2					
	763	24	3	21					24	13	5		3	23.55	3	386.6		
	764	40	15	23	1	1			40	17	2		21	40.33	14	628.5		
	765	67	42	23	2				66	9	1		21	37.71	42	563.0		
	766	31	25	5					30	3		1	5	28.00	25	323.6		
	767	30	20	9	1				28	6	2		9	34.00	18	366.6		
	768	23	14	9					23	7	1		8	37.37	13	553.8		
	769	31	12	19					31	12	3		19	28.94	9	922.2		
	770	25	12	13					25	13			13	52.53	10	91.60		
	771	41	23	18					40	1			18	54.55	17	800.0		
	772	74	39	34	1				74	11	1		34	48.44	11	786.3		
	773	67	31	36					67	23			35	40.88	1			
	774	52	18	33					51	5			32	38.81	6	900.0		
	775	2				1												
	776	1																
	777	2																
	778	23	10	13					23	6	6		5	26.00	9	600.0		
	779	49	21	27	1				49	8	1		27	33.37	18	750.0		
	780	12	8	4					12	2			3	57.66	6	1033.3		
	781	22	14	8					22	2			8	39.25	10	925.0		
	885	18	13	5					17	5	4		4	34.25	10	422.0		
	886	19	9	10					19	4	3		9	35.22	6	491.6		
	9	PART IN BLOCK AREA A																
		788	9			3				9								
		789	4	6	2					4				3	98.33	3	1900.0	
		790	140	14	125	1				140			1	2		2		
		791	20	16	4					20	5			3	78.33	10	1940.0	
		793	5	5						5	5			3	78.33	14	1714.2	
		794	16	10	5					16	5			4	11.75	4	11.75	
		795	20	13	5		1			19	1	1		5	51.40	10	1025.0	
		796	25	10	15					23	1			6	50.50	10	1020.0	
		797	32	19	13					31	2	1		13	44.46	7	1971.4	
		798	45	24	21					45	1			13	50.69	8	943.7	
														21	50.57	14	903.5	
		799	58	38	18	1	1			57	3			18	46.61	23	843.4	
		800	64	37	24					64	13			22	44.40	30	71.66	
		801	49	24	24					48	9			19	42.68	18	686.1	
		802	52	37	15					52	7	1		10	44.10	32	722.8	
		803	48	25	23					47	12			20	36.75	17	654.7	
		804	9	6	3					9	9		1	6		4	800.0	
		805	18	12	6					18	2			2	42.83	9	602.2	
		806	36	20	16					36	7			12	33.83	17	71.17	
	807	22	10	12					22	9			12	30.91	8	656.2		
	808	9	5	4					9	1			4	33.25	3	466.6		
	809	19	7	12					19	11			12	39.16	2			
	810	13	8	5					13	3			4	32.75	7	857.1		
	811	23	16	7					22	3			7	36.71	15	653.3		

<sup>1</sup>For renter-occupied dwelling units and vacant nonseasonal not dilapidated units, for rent.  
<sup>2</sup>For owner-occupied dwelling units and vacant nonseasonal not dilapidated units, for sale only.



Table 3.—CHARACTERISTICS OF HOUSING FOR WARDS, BY BLOCKS: 1950—Con.

Ward	Block	All dwelling units by occupancy and tenure					All dwelling units by condition and plumbing facilities			Occupied dwelling units			Contract monthly rent <sup>1</sup>		Value <sup>2</sup> of one-dwelling-unit structures			
		Total	Owner occupied	Renter occupied	Vacant non-seasonal not dilap. for rent or sale	Other vacant and non-resident	Number reporting	No private bath or dilap.	No running water or dilap.	Total	Persons per room		Number reporting	Average monthly rent (dollars)	Number reporting	Average value (dollars)		
											Number reporting	1.51 or more					Occupied by non-white	
9	812	11	5	6					11	11	1	3	6	421.6	3	71.66		
	813	12	2	10				12	12			10	4	397.0	2			
	814	14	10	4				14	14			7	7	257.5	8	42.25		
	815	18	11	7				18	18			16	7	275.7	11	38.54		
	816	18	14	3	1			18	17			5	3	326.6	13	56.30		
	817	26	22	4				25	26	1	1	16	4	287.5	21	42.33		
	818	19	13	6				19	19			15	6	281.6	13	40.53		
	819	35	16	19				31	35	1	1	22	18	235.0	15	34.93		
	820	37	12	23	2			35	35			23	23	354.7	10	56.70		
	821	46	7	39				43	46	1	1	38	38	384.4	1			
	822	24	11	10	2	1		22	21		1	9	9	314.4	8	40.62		
	823	29	10	18		1		29	28			18	18	467.2	6	76.66		
	824	28	9	18		1		28	27	1		18	18	458.8	7	57.28		
	825	24	9	13	1	1		24	22		1	14	14	461.4	7	66.00		
	826	38	23	15				38	38			15	15	402.6	14	94.64		
	827	39	21	17		1		38	38			16	16	390.6	9	73.11		
	828	25	12	13				23	25		1	12	12	481.6	8	80.62		
	829	35	15	18	2	2		35	33			16	16	496.2	9	73.88		
	830	36	26	9		1		33	33			6	6	438.3	18	8.833		
	831	44	24	20		1		44	42			17	17	468.2	21	83.42		
	832	45	29	15	1			45	44	1		15	15	442.6	23	88.04		
	833	29	20	9				29	29			8	8	435.0	17	87.94		
	834	24	13	11				24	24			9	9	527.7	8	153.12		
	835	15	10	5				15	15			4	4	87.25	6	158.33		
	836	22	10	11		1		22	4			9	9	547.7	6	125.00		
	837	23	11	11		1		23	10			22	22	454.5	7	82.14		
	838	28	14	14				28	28			13	13	440.7	9	87.77		
	839	42	14	28				42	42		1	27	27	441.8	7	102.85		
	840	39	20	18		1		39	38			18	18	349.4	11	69.36		
	841	2																
	842	104	38	62		4		104	99		1	60	60	417.8	17	70.58		
	844	12		12				12	12			12	12	479.1				
	845	92	22	68		2		91	90	1	18	90	67	331.1	17	327.6		
	846	96	31	63		2		88	94	2	21	90	60	291.6	18	48.33		
	847	5	2	3				5	5			5	3	17.33	2			
	848	10		10				10	10			10	10	40.30				
	849	30	3	27				30	30			30	26	278.4	1			
	850	17	2	15				17	17		1	15	15	20.80	2			
	851	14	5	9				13	14		2	9	9	308.8	5	55.00		
	854	49	2	39	2	6		48	41		6	9	39	415.8				
	855	16	2	14				13	13		1	13	13	345.3				
	856	18	1	15	2			16	15		2	17	17	470.0				
	857	9		9				9	9			9	9	374.4				
	858	37	4	32	1			37	36		1	33	33	466.3				
	859	10		8	2			10	8			10	10	404.0				
	9	PART IN BLOCK AREA B																
		2	1															
		4	5	5				5	5							5	19.800	
		5	5	5				5	5							5	18.200	
		6	6	5			1	6	5							4	42.000	
		7	5	4	1			5	5							4	32.500	
		8	8	7				8	8					1		7	22.571	
		9	11	5	6			11	11				6	6	508.3	3	22.666	
		10	8	8				8	8							8	30.625	
		11	8	7	1			8	8							6	24.166	
12		11	7	4			11	11				4	4	84.50	6	27.500		
13		37	30	7			37	37				7	7	531.4	26	15.538		
14		23	9	14			23	23	1	1		13	13	541.5	6	108.33		
15		51	35	15		1		51	50			15	15	545.3	29	10.206		
16		63	41	22				63	63			22	22	477.2	37	9.178		
17		74	52	22				74	74	2		22	22	411.3	48	8.250		
18		55	33	19		3		54	52			51	21	522.8	17	11.117		
19		30	11	19				30	30			19	19	484.7	18	9.625		
20		33	24	9				33	33		1	9	9	398.8	19	6.705		
21		53	22	31				51	53			52	30	367.6	15	7.200		
22		68	24	42		2		67	66		1	5	40	385.0	13	76.84		
23		6	2	4				6	6			3	3	40.00	1			
24		30	17	13				29	29			12	10	35.30	13	6.961		
25		63	27	35		1		63	62			33	33	356.3	19	6.526		
26		78	24	50		3		78	74	2		49	49	435.7	16	7.075		
27		8	8	7				8	8			7	7	424.2				
28		36	1	28				36	36	2		27	27	477.7	1			
29		32	11	21				32	32			20	20	433.5	7	9.285		
30		83	28	54		1		83	82			51	51	465.0	13	7.807		
31		35	13	21		1		35	34			18	18	366.1	8	8.625		
33		10	2	8				10	9		8	10	10	301.4				
35		2																
36		3		3				3	3			3	3	51.66				
37	2																	
63	71	33	37	1			71	35	9		70	70	322.7	23	7.500			
64	42	18	24				42	42			24	24	37.25	12	5.625			
65	36	14	21		1		36	35			20	20	40.20	11	50.45			
66	17	10	5		1		17	15			6	6	38.33	7	6.214			
67	16	5	10		1		16	15			10	10	394.0	3	65.66			
68	21	10	11				21	21			11	11	450.9	8	8.375			
69	17	8	9				17	16			8	8	438.7	1				

<sup>1</sup>For renter - occupied dwelling units and vacant nonseasonal not dilapidated units, for rent.  
<sup>2</sup>For owner - occupied dwelling units and vacant nonseasonal not dilapidated units, for sale only.

HOUSING—BLOCK STATISTICS

Table 3.—CHARACTERISTICS OF HOUSING FOR WARDS, BY BLOCKS: 1950—Con.

Ward	Block	All dwelling units by occupancy and tenure					All dwelling units by condition and plumbing facilities			Occupied dwelling units			Contract monthly rent <sup>1</sup>		Value <sup>2</sup> of one-dwelling-unit structures		
		Total	Owner occupied	Renter occupied	Vacant non-seasonal not dilap., for rent or sale	Other vacant and non-resident	Number reporting	No private bath or dilap.	No running water or dilap.	Total	Persons per room		Occupied by non-white	Number reporting	Average monthly rent (dollars)	Number reporting	Average value (dollars)
											Number reporting	1.51 or more					
9	70	20	3	17		18	3	2	20	20			17	4029	1		
	71	21	7	14		21	5	2	21	21	1		14	3600	5	5500	
	72	27	16	11		27	10	2	27	27	1	6	11	2481	16	5268	
	73	12	8	4		12			12	12			4	2300	8	6425	
	74	22	8	14		22			22	22			13	3253	5	6400	
	75	10	8	2		10	3	2	10	10			1		7	4185	
	76	24	14	8	1	23	7		22	22			7	4500	10	6850	
	77	1															
	79	28	20	8		28			28	28			8	5250	20	9475	
	80	39	22	17		39			39	39	1		16	5187	20	10100	
	81	22	19	3		22			22	22			3		18	11750	
	82	18	16	2		18			18	18			2	5400	15	13466	
	83	6	6			6			6	6					6	29333	
	84	5	5			5			5	5					5	27400	
	86	5	5			5			5	5					5	36000	
	87	8	7	1		8			8	8					7	32142	
	88	7	7			7			7	7					7	25285	
	89	6	6			6			6	6					6	46666	
	90	2															
	92	10	10			10			10	10					10	32900	
	93	1															
	94	16	15	1		16			16	16			1		14	16250	
	95	30	23	7		30			30	30			7		21	11309	
	96	32	20	9	2	32		1	29	29			9	5838	22	11090	
	97	6	2	4		6			6	6			4	5125	2		
	98	18	13	5		18			18	18			3	6000	10	13300	
	99	12	9	3		12			12	12			3	3333	9	6888	
	100	7	3	4		7			7	7			4	5450	3	12000	
	101	4	2	2		4		1	4	4			1		1		
	102	20	14	6		20		2	20	20			6	5033	13	10615	
	103	19	17	2		19			19	19			2		14	10871	
	104	22	15	5		22		2	20	20			5	4740	15	10966	
	105	44	32	12		44			44	44			12	5000	29	9655	
	106	39	33	4	2	36			37	37			3	6500	32	11031	
	107	24	17	7		24			24	24			7	4771	12	11166	
	108	6	6			6			6	6					6	18000	
	109	4	4			4			4	4					4	22750	
	110	1															
	111	5	3	1		5			4	4			1		2		
	112	8	6	1	1	8			7	7			1		7	27428	
	113	17	17			17			17	17					17	24117	
	114	5	5			5			5	5					5	23800	
	115	178	79	96	3	178	1	1	175	175			98	8598	77	10561	
	116	75	58	16		75			74	74			16	9687	57	10498	
	117	41	23	18		41			41	41			23	8573	17	10352	
	118	57	31	24	2	57			55	55			31	8961	22	10677	
	119	86	8	83	3	86			83	83		1	86	7930	8	26000	
	120	8	8			8			8	8					8	27000	
	121	8	8			8			8	8					8	11500	
	123	15	13	2		15			15	15			2		7		
	124	10	10			9			10	10					10	11250	
	125	2															
	126	27	14	13		27		2	27	27			13	4561	11	10272	
	127	11	10	1		11			11	11			1		10	11050	
	128	12	6	6		12			12	12		1	6	4633	3	10166	
	129	76	48	28		76	17		76	76		2	27	3696	41	5163	
	130	11	4	7		11	6		10	10			4	3875	3	7000	
	131	10	3	7		10			10	10			7	3528	2		
	132	5				5		1	5	5			5	2280			
	133	85	35	50		85	39	2	85	84	1		47	3712	24	5612	
	134	43	23	20		43	11		43	43			20	3310	16	5956	
	135	4	3	1		4			4	4			3	3866			
	136	33	12	21		33			33	33		1	21	4214	7	6571	
	137	57	22	35		57	6		57	56			33	4196	18	5583	
	138	5	5			5			5	5			5	4660			
	139	54	19	33	1	54	25		52	50	5		32	3937	14	7121	
	140	30	10	20		30	3		30	28			19	4557	5	8000	
	145	60	19	39	2	60	11		58	57	3		40	4005	11	5090	
	146	75	34	40		75	10		74	74	1		37	4937	23	7278	
	149	11	6			11			11	11			5	4660	5	9500	
	174	4	3	1		4			4	4			1		3	8666	
	175	14	10	4		14	1	1	14	14			4	3950	10	14550	
	10	105	2														
		106	72	70	2		72	1	1	72	72	1		2		70	8672
		107	71	71			71			71	71					71	8563
		108	19	12	7		19	4	2	19	19			7	2557	11	5081
		109	19	7	12		19	4		19	19			12	3841	6	9000
		110	20	18	2		20			20	20			2		16	10312
		111	7	7			7			7	7					6	10633
		112	42	37	5		42			42	42			4	4725	36	9838
		113	47	37	10		47	2		47	47	1		9	5800	35	11100
		114	42	33	8	1	42			41	41			9	6811	31	15532
		122	16	14	2		16			16	16			1		12	22083
		123	27	14	13		27			27	27			13	7076	13	26000

<sup>1</sup>For renter - occupied dwelling units and vacant nonseasonal not dilapidated units, for rent.  
<sup>2</sup>For owner - occupied dwelling units and vacant nonseasonal not dilapidated units, for sale only.

Table 3.—CHARACTERISTICS OF HOUSING FOR WARDS, BY BLOCKS: 1950—Con.

Ward	Block	All dwelling units by occupancy and tenure					All dwelling units by condition and plumbing facilities			Occupied dwelling units			Contract monthly rent <sup>1</sup>		Value <sup>2</sup> of one-dwelling-unit structures	
		Total	Owner occupied	Renter occupied	Vacant non-seasonal not dilap. for rent or sale	Other vacant and non-resident	Number reporting	No private bath or dilap.	No running water or dilap.	Total	Persons per room		Number reporting	Average monthly rent (dollars)	Number reporting	Average value (dollars)
											Number reporting	1.51 or more				
10	124	19	14	4	1	19			18	18		2		10	26,250	
	125	14	12	1	1	14			13	13		1		11	29,363	
	126	8	7	1		8			8	8				6	24,833	
	127	16	14	2		16			16	16		1		14	18,285	
	128	23			23	23			23			23	82.65			
	129	25			25	25			25			25	82.72			
	130	6	3	2		6		1	5	5				3	24,333	
	132	36	31	5		36			36	36		5	51.80	31	11,000	
	133	26	22	3		26		1	25	22		1		18	12,472	
	134	35	27	8		35			35	35		7	56.14	26	11,038	
	135	62	52	10		61	2		62	62		9	43.00	50	9,650	
	136	65	49	16		65	8		65	65		13	45.53	46	9,260	
	137	15	11	4		15			15	15		4	48.75	9	7,444	
	138	27	18	9		27	4		27	27		9	37.77	15	6,632	
	139	84	55	29		84	3		84	84		29	41.68	45	7,428	
	140	1														
	141	14	12	2		14			14	14		2		12	7,208	
	142	11	9	2		11			11	11		2		9	6,977	
	144	59	28	29	1	59		1	57	57		28	35.92	23	6,504	
	145	33	18	15		33	4		33	33		15	33.66	14	5,464	
	146	37	16	21		36	9		37	36		19	34.00	11	5,318	
	147	7	1	6		7			7	7		6	57.66			
	148	30	8	22		28			30	29		21	50.38	6	10,833	
	149	34	21	12	1	34	6		33	33		13	43.07	14	8,178	
	150	16	10	5	1	16	1		15	15		4	52.00	4	10,255	
	151	17	9	8		17			17	17		8	61.00	7	11,461	
	152	14	9	5		14			14	14		5	58.00	9	11,461	
	153	12	10	2		12			12	12		5	58.00	9	11,461	
	154	13	11	2		13			13	13		2		10	12,225	
	156	17	12	5		17			17	17		5	74.20	11	16,727	
	157	35	2	1	32	35			3	3		33	83.33	2		
	158	36	6	6	30	36			6	6		35	84.22			
	159	19	17	2		19	1	1	19	19		1		17	18,058	
	160	18	18			18			18	18				14	20,302	
	161	25	14	11		25			25	25		9	90.33	11	24,272	
	162	33	21	12		33	2		33	33		12	65.41	18	16,805	
	163	47	21	25		47	2		46	46		25	50.24	20	14,965	
	164	3	3			3			3	3		3		3	18,333	
	165	9	6	3		9			9	9		3	58.00	6	9,833	
	166	7	7			7			7	7		7		7	15,785	
	167	6	6			6			6	6				6	9,116	
	168	3	2	1		3			3	3		1		2		
	169	27	21	6		27	3	3	27	27		6	48.00	21	9,695	
	170	17	15	2		17			17	17		1		15	9,400	
	171	23	20	3		23	1	1	23	23		3	59.66	20	12,350	
	172	31	31	3		31			31	31		3	43.00	27	9,648	
	173	39	29	10		39	2	1	39	39		1	46.30	26	9,076	
	174	47	27	20		46	13		47	47		20	43.85	21	8,880	
	175	35	21	14		35	4		35	35		14	39.85	15	9,400	
	176	55	27	28		53	4		55	54		28	38.28	19	6,526	
	177	6	2	4		6	4		6	6		4	41.25	4		
	179	44	25	19		44	4		44	44		19	47.57	24	7,166	
	180	46	28	18		46	3		46	46		18	39.83	23	7,491	
	181	17	13	4		17			17	17		4	52.00	12	8,316	
	182	24	13	11		24	2		24	24		11	47.00	10	7,500	
	183	6	4	2		6			6	6		2		4	8,750	
	184	22	16	6		22	3	3	22	22		5	30.80	14	8,035	
	185	13	9	4		13			13	13		4	36.25	8	7,562	
	186	19	13	6		18	4		19	19		5	31.80	10	6,850	
	187	33	20	13		33	8		33	33		13	43.53	17	7,152	
	188	33	23	9	1	33	2		32	32		10	50.70	18	10,555	
	189	25	18	7		25	3		25	25		6	48.33	17	13,529	
	190	45	28	17		45	9		45	45		16	33.25	27	8,740	
	191	27	14	13		27	2		27	27		11	35.36	11	12,090	
	192	14	9	5		14			14	14		5	60.40	8	11,250	
	193	28	23	5		28			28	28		5	63.60	22	10,204	
	194	46	33	13		46	2		46	46		12	52.58	29	9,986	
	195	26	19	6		26			25	25		4	51.75	18	13,500	
	196	13	13			13			13	13		4		12	21,833	
	197	23	15	7		22			22	21		7	67.00	12	21,750	
	198	51	32	17		48			49	48		16	68.18	25	10,604	
	199	47	35	12		47			47	47		10	54.20	33	9,284	
	200	31	25	6		30	1		31	30		6	61.83	20	11,425	
	201	45	15	30		45	5		45	45		29	59.55	9	14,944	
	202	55	36	17	1	55	1		53	53		17	53.23	34	9,255	
	203	39	31	6	1	39	4		37	37		5	38.40	27	7,181	
	204	34	29	5		34	1		34	34		5	52.40	27	9,370	
	205	68	48	20		68	8	1	68	68		19	43.89	36	7,069	
	206	48	30	18		48	1		48	48		17	30.76	29	9,558	
	207	9	5	4		9			9	9		2		2		
	208	12	10	2		12			12	12		2		8	9,125	
	209	41	26	15		41	4		41	41		15	48.86	21	6,261	
	210	27	17	10		27	6		27	27		10	41.00	15	8,800	
	211	30	18	12		30	1		30	30		11	40.72	11	7,563	
	212	18	10	10		18			18	18		9	39.88	4	8,625	
	213	24	8	14		23	5		24	23		13	41.84	2		
	214	68	32	36		68	11	2	68	68		36	47.30	22	8,090	

<sup>1</sup>For renter - occupied dwelling units and vacant nonseasonal not dilapidated units, for rent.  
<sup>2</sup>For owner - occupied dwelling units and vacant nonseasonal not dilapidated units, for sale only.

HOUSING—BLOCK STATISTICS

Table 3.—CHARACTERISTICS OF HOUSING FOR WARDS, BY BLOCKS: 1950—Con.

Ward	Block	All dwelling units by occupancy and tenure				All dwelling units by condition and plumbing facilities			Occupied dwelling units			Contract monthly rent <sup>1</sup>		Value <sup>2</sup> of one-dwelling-unit structures		
		Total	Owner occupied	Renter occupied	Vacant non-seasonal not dilap., for rent or sale	Other vacant and non-resident	Number reporting	No private bath or dilap.	No running water or dilap.	Total	Persons per room		Number reporting	Average monthly rent (dollars)	Number reporting	Average value (dollars)
											Number reporting	1.51 or more				
10	215	34	16	18					34	33						
	216	36	24	12					36	35		18	4233	7	9214	
	217	4	4						4	4		11	3309	20	7660	
	218	23	15	8					23	23		8	4050	13	7833	
	219	28	20	8					28	27		8	4012	14	7416	
	220	19	15	4					19	19		4	4250	13	6537	
	221	22	16	6					22	22	2	6	2766	12	5707	
	222	20	10	10					20	20		10	3500	5	5458	
	223	17	12	4		1			17	16		4	2600	8	6700	
	224	3	2	1					3	3				1	6187	
	225	17	4	13					17	17		12	4550	3	8000	
	226	9	2	7					9	9		7	4571	1		
	227	30	16	12	1	1			30	28	2	13	3992	8	7500	
	228	20	12	8					20	20		8	4675	9	6944	
	229	12	9	3					12	12		3	4333	6	8916	
	230	7	7						7	7		7	2642			
	231	14	2	12					14	14		12	4700	1		
	232	39	17	11	1				39	27	1	11	4100	13	5000	
	233	30	14	16					30	30		15	3160	9	6111	
	234	24	9	15					24	24	1	15	4633	4	6125	
	235	3	3						3	3				3	7000	
	236	72	44	28					72	70		28	3610	34	5470	
	237	13	1	12					13	13		12	3191			
	238	1														
	239	41	14	26		1			41	40		24	4041	8	6687	
	240	26	6	19		1			25	25		18	4577	1		
	241	48	32	16					48	48	1	16	3987	24	5583	
	242	47	12	15					27	27		14	3407	7	6471	
	243	44	26	21					46	47		19	2873	22	7090	
	244	58	20	37		1			57	56	2	35	3948	12	4875	
	245	70	35	35					69	69		32	4343	30	7116	
	246	15	4	10		1			15	14		10	5250	3	14333	
	247	25	7	18					25	25		16	5762	5	15600	
	248	4	8	9					18	17		10	6020	7	10071	
	249	55	40	14	1	1			55	54		14	5435	37	9048	
	250	76	34	41	1				75	75		38	4636	21	8833	
	251	31	35	38		3			73	72		37	5505	23	10891	
	252	7	5	2					7	7		2		4	31500	
	11	254	1													
		255	28	12	16				28	28		14	3864	5	10100	
		256	33	26	7				32	32		6	4716	21	8261	
		257	27	16	11				27	27		12	5591	11	10500	
		258	38	17	21				38	38		21	4328	13	6469	
		259	32	18	14				32	32		13	4584	15	7400	
		260	42	25	16				42	41		15	3753	18	9500	
		261	13		13	1			13	13		13	6815			
		262	19	8	11				19	18		11	5118			
		263	29		27				29	27		3	4215	5	13800	
		264	11	1	10				11	11		9	5444			
		265	27	13	13		1		27	26		1	13	3415	11	7272
266		6	2	4				6	6			3	3766	2		
267		5	2	3				5	5	3		4	3750	1		
268		44	17	27				44	44		1	27	3948	15	7833	
269		25	11	13		1		25	24			12	4675	9	7777	
270		5	3	2				5	5		1	2	4675	3	8333	
271		37	16	21				37	37	4		20	4100	13	5907	
272		23	11	11		1		23	22			11	5927	7	7714	
273		48	19	29				48	48		1	29	3534	16	6187	
274		34	13	17		4		34	30			17	3705	9	6833	
275		17	9	8				17	17		1	7	4328	6	4750	
276		9	2	7				9	9			7	5014	2		
277		32	13	18		1		32	31			17	3552	8	17875	
278		42	15	24	3			42	39			25	3504	9	4588	
279		28	9	19				28	27	3		18	3633	4	4625	
280		38	19	19				38	38	1		18	3911	14	7535	
281		36	20	13	3			36	33		1	15	3300	19	5500	
282		43	20	22		1		43	42		1	22	3136	15	4913	
283		41	15	26				41	41			26	3357	12	6941	
284		23	7	16				23	23			16	3806	5	7920	
285		16	11	5				16	16			11	3080	11	6227	
286		15	5	10				15	15		5	8	3375	2		
287		8	5	3				8	8			5	2966	2		
288		26	8	17	1			26	25			17	4300	2	8700	
289		19	8	11				19	19			10	5010	5		
290		28	15	13				28	28			11	4381	7	7071	
291		40	20	20				40	40		1	20	3930	13	7884	
292		27	19	8				27	27			8	4562	15	6766	
293		32	15	16		1		32	31			16	5300	10	7700	
294		39	21	15		3		35	36		1	14	4735	15	7700	
295		40	17	21		2		38	38			18	4572	8	8850	
296		20	12	8				20	20			6	4250	7	10500	
297		30	4	26				30	30			4	4675	3	18333	
298		1	1					1	1			1	27	21250	4	
299		1	1					1	1			1	7120	1		
300		26	16	8		1		26	24			9	4633	8	11687	

<sup>1</sup>For renter - occupied dwelling units and vacant nonseasonal not dilapidated units, for rent.  
<sup>2</sup>For owner - occupied dwelling units and vacant nonseasonal not dilapidated units, for sale only.

Table 3.—CHARACTERISTICS OF HOUSING FOR WARDS, BY BLOCKS: 1950—Con.

Ward	Block	All dwelling units by occupancy and tenure					All dwelling units by condition and plumbing facilities			Occupied dwelling units			Contract monthly rent <sup>1</sup>		Value <sup>2</sup> of one-dwelling-unit structures		
		Total	Owner occupied	Renter occupied	Vacant non-seasonal not dilap., for rent or sale	Other vacant and non-resident	Number reporting	No private bath or dilap.	No running water or dilap.	Total	Persons per room	Occupied by non-white	Number reporting	Average monthly rent (dollars)	Number reporting	Average value (dollars)	
										Number reporting	1.51 or more						
11	316	41	16	23		2	40	17	1	39			23	50.26	4	7,250	
	317	19	10	9			17	2		19			7	43.28	6	7,833	
	318	39	12	27			37	5		39			26	45.23	5	8,500	
	319	31	15	15	1		31	5		30			14	44.28	7	7,914	
	321	43	12	31			43			43			31	43.54	3	6,500	
	322	24	15	9			24			24			8	32.37	13	6,169	
	323	55	13	42			55	1		55	1		42	43.71	8	5,312	
	324	25	16	9			25			25			9	33.66	8	6,037	
	325	19	7	13			18	8	3	19	1		12	25.41	6	4,216	
	326	24	6	16		1	24	6		23	1	5	16	26.56	5	6,300	
	327	7		7			7			7	1		7	34.28			
	328	42	18	24			42	7		42	2		24	32.95	14	4,592	
	329	10	6	4			10	3		10		1	3	38.33	6	4,250	
	330	43	18	24		1	43	22		42	4		20	28.70	12	4,758	
	331	22	7	15			22	4		22			14	24.21	5	5,600	
	332	14	10	4			14	2		14			4	35.25	6	6,416	
	333	27	15	12			27			27			12	29.66	15	5,733	
	334	20	6	14			20	3		20			13	37.53	5	6,700	
	12	350	16	4	12			16	5		16			11	42.53	1	
		351	13	6	6		1	13	3	1	12			5	31.00	3	5,500
352		21	13	8			21	4		21			8	27.00	9	4,277	
353		10	4	6			10	4	1	10			6	49.33	3	3,833	
354		33	20	13			33	5		33			13	34.46	14	4,550	
355		53	22	31			53	9		53		3	30	35.56	20	4,295	
356		29	15	13		1	29	7		28			13	27.84	13	3,707	
357		37	16	21		1	37	7	3	37			21	34.33	14	3,500	
358		28	4	24			28	5	3	28			24	31.87	3	4,833	
359		41	18	23			41	16	1	41			23	26.56	18	4,494	
360		49	9	40			48	21	3	49		2	40	33.90	4	5,750	
361		31	12	19			31	6		31			19	37.84	7	5,000	
362		35	7	28			35	5		35			27	33.92	4	7,000	
363		14	8	6			13	4		14			6	42.83	3	7,333	
364		42	10	30	1	1	42	5		40		1	31	41.74	3	6,187	
365		32	15	16	1		32	10		31			17	38.00	8	8,000	
366		29	13	13		3	29	9	3	26			13	36.15	7	8,571	
367		45	16	29			43	12		45			29	46.34	7	8,714	
368		25	13	9		3	24	3		22		1	9	42.55	8	15,000	
369		21	9	11		1	19	1	1	20			10	42.10	7	12,428	
370		50	12	36		2	46	2	1	48			32	48.37	6	24,333	
371		13	9	4			13	2		13			4	72.50	7	20,571	
372		26	2	20		1	25	2		22			22	61.27	3	30,000	
373		45	6	37		2	43	10		43		2	39	46.87	3	12,333	
374		27	8	19			26	7	2	27		1	19	46.63	3	7,500	
375		45	12	32	1	1	43	14		44		1	33	41.33	4	7,250	
376		36	17	19			35	8		35			19	44.25	4	7,250	
377		49	17	31	1	1	46	19		44			32	41.37	5	7,500	
378		30	16	13	1		28	14	1	29			13	32.38	9	8,055	
379		53	10	43			53	26	11	53			42	35.52	7	6,285	
380	35	11	24			35	12		35			24	41.12	2			
381	45	15	27	1	2	45	6	3	42			27	32.07	11	6,363		
382	33	14	18		1	33	14		32		1	17	28.76	8	4,562		
383	32	20	12			32	18		32			12	27.41	17	4,547		
384	41	25	15		1	41	13		40		1	16	31.00	20	5,210		
385	30	10	20			30	10	2	29			18	25.66	9	5,000		
386	37	17	18	1	1	37	10	3	35		2	19	27.10	14	4,357		
387	33	17	16			32	8		33			17	25.70	9	6,055		
388	30	16	14			30	15		40			24	24.62	10	5,100		
389	18	5	13			18	1		18		3	13	36.84	4	7,750		
390	48	15	33			48	15		48		1	33	41.90	9	5,500		
404	27	14	11		2	27	1		25		1	12	42.08	10	4,800		
405	50	20	30			49	26		50		5	30	32.40	12	5,891		
408	25	12	13			25	5		25			13	26.38	10	4,200		
409	58	9	46		3	58	9	2	55		2	46	27.78	7	3,685		
412	25	10	15			25	14	6	25		1	15	33.20	3	3,666		
415	37	18	19			37	12		37			18	44.00	13	12,069		
416	28	10	18			28	8		28		1	18	44.50	5	9,140		
419	29	17	11		1	29	3		28		1	11	48.72	13	10,138		
420	93	3	87	1	2	93	1		90		3	83	83.69	1			
13	173	6	4	2			6	3	4	4			8	32.12	6	9,766	
	174	14	8	6			14	1	14		1	6	40.33	5	4,600		
	176	14	8	6			14	1	14			6	40.33	7	6,357		
	177	1					1										
	180	27	19	7		1	27	5		26			6	40.50	16	5,675	
	181	15	12	3			15			15			3	45.00	9	7,055	
	182	14	10	4			14	2		14			3	36.00	9	7,288	
	183	24	21	3			24	4		24			3	47.00	18	5,655	
	184	16	14	2			16			16			1		13	21,307	
	185	5	5				5			5			5		5	19,800	
186	47	30	16	1		47			46			16	78.75	31	10,041		
190	18	14	4			18	4		18			4	45.75	11	6,654		
191	14	12	2			14			14			1	74.58	12	7,458		
192	13	11	2			13			13			2		11	7,363		
193	14	7	6		1	14			13			6	43.33	5	6,200		

<sup>1</sup>For renter - occupied dwelling units and vacant nonseasonal not dilapidated units, for rent.  
<sup>2</sup>For owner - occupied dwelling units and vacant nonseasonal not dilapidated units, for sale only.

HOUSING—BLOCK STATISTICS

Table 3.—CHARACTERISTICS OF HOUSING FOR WARDS, BY BLOCKS: 1950—Con.

Ward	Block	All dwelling units by occupancy and tenure					All dwelling units by condition and plumbing facilities			Occupied dwelling units			Contract monthly rent <sup>1</sup>		Value <sup>2</sup> of one-dwelling-unit structures	
		Total	Owner occupied	Renter occupied	Vacant non-seasonal not dilap., for rent or sale	Other vacant and non-resident	Number reporting	No private bath or dilap.	No running water or dilap.	Total	Persons per room		Number reporting	Average monthly rent (dollars)	Number reporting	Average value (dollars)
											Number reporting	1.51 or more				
13	194	14	12	2												
	195	11	4	7					14	11				11	6,363	
	196	17	8	9					11	17			43.00	8	3,812	
	197	20	4	14		2	11	3	17	18		1	18.33	8		
	237	13	2	11			1		18	13			49.64	2		
	239	9	3	6					9	9			33.90	1		
	240	19	13	5		1	1		18	18			56.25	2		
	241	9	9						9	9			31.00	10	3,800	
	242	7	5	2					7	7				5	5,511	
	243	1												2	5,080	
	244	69	65	3	1				69	68			83.33	66	9,572	
	245	20	19	1					20	20				19	9,747	
	246	13	11	2					12	13				8	9,787	
	251	5	5						5	5				5	10,000	
	252	12	11	1					12	12				1	9,727	
	253	14	8	6					14	14			77.66	11	9,400	
	254	20	20						20	20				8	9,530	
	255	48	66	1	1				68	67				20	9,255	
	256	9	67		1	1	1	1	68	67				67	9,101	
	257	36	33	3					34	36				31	8,987	
	259	6	2	4					6	6				2	2,300	
	260	11	7	4					11	11				2	3,475	
	261	10	2	8					10	10		1		2	5,312	
	262	15	13	2					15	15				2	8,282	
	263	9	6	3					9	9				1	5,407	
	264	20	11	9					20	20				3	4,933	
	265	37	13	24					36	37				3	3,775	
	266	50	9	40	1				50	49		3		4	1,725	
	268	19	10	9					19	19		2		4	4,050	
	267	4	3	1					4	4				9	3,655	
	268													4	10,785	
	269													3	8,000	
	288	24	11	12		1			23	23		1		12	4,350	
	289	24	18	6					24	24				5	3,340	
	290	6	4	2					6	6				18	6,938	
	291	7	5	2					7	7				4	6,500	
	292	5	3	2					4	5		1		2	8,960	
	293	2							2	2						
	294	10	7	3					10	10				3	4,833	
	295	2							2	2						
	296	2	4	18					22	9				17	3,741	
	297	5	5						5	5		2		4	8,450	
	298													4	5,900	
	299	9	8	1					9	9				1	6	
	300	15	8	7					15	15				7	4,383	
	301	2							2	2					4	6,425
	302	4	2	2					4	4				2		
	303	4	3	1					4	4				1	1	
	304	13	13						13	13				1	3	
	305	1							1	1					1	
	306	5	5						5	5					13	
	307	1							1	1					3	
	308	3		3					3	3					5	
	309															
	310	2							2	2						
	311	11							11	11					8	
	312	3							3	3					3	
	313	8							8	8					6	
	314	5							5	5					3	
	315	5							5	5					5	
	316	3							3	3					3	
	317	2							2	2						
	318	8	4	4					8	8					2	
	319	4	4					1	4	4					1	
	320	13	11	2					13	13					4	
	321	10	9	1					10	10					3	
	322	10	8	2					10	10					4	
	323	4	4						4	4					8	
	324	4	4						4	4					8	
	325	1							1	1					3	
	326	4							4	4					4	
	327	20	13	7					20	20				1	3	
	328															
	329	34	18	16					34	34				6	4,683	
	330	8	5	3					8	8				16	4,487	
	331	17	13	4					17	17				2	4,660	
	332	10	7	3					10	10				4	3,775	
	333	6	6	2					6	6				2	6,814	
	334	7	7						7	7				2	2	
	335	13	11	2					13	13				2	6	
	336	9	5	4					9	9				4	8	
	337	17	9	8					17	17				2	10	
	338	10	6	3					10	10				4	6,625	
	339	10	6	3	1				10	9		2		8	6,625	
	340													3	5,000	
	341	3	3						3	3					3	
	342	5		5					5	5		1		5	2,440	
	343	1							1	1						
	344	4							4	4					2	
	345	1							1	1					4	
346	17	11	6					17	17				5	9,000		

<sup>1</sup>For renter - occupied dwelling units and vacant nonseasonal not dilapidated units, for rent.  
<sup>2</sup>For owner - occupied dwelling units and vacant nonseasonal not dilapidated units, for sale only.

Table 3.—CHARACTERISTICS OF HOUSING FOR WARDS, BY BLOCKS: 1950—Con.

Ward	Block	All dwelling units by occupancy and tenure					All dwelling units by condition and plumbing facilities			Occupied dwelling units			Contract monthly rent <sup>1</sup>		Value <sup>2</sup> of one-dwelling-unit structures		
		Total	Owner occupied	Renter occupied	Vacant non-seasonal not dilap., for rent or sale	Other vacant and non-resident	Number reporting	No private bath or dilap.	No running water or dilap.	Total	Persons per room		Occupied by non-white	Number reporting	Average monthly rent (dollars)	Number reporting	Average value (dollars)
											Number reporting	1.51 or more					
13	401	14	10	4					14				3	24.66	9	5,922	
	403	2															
	404	1															
	405	1															
	407	9	7	2					9				2				
	408	12	6	6					12	12			6	48.66	6	12,000	
	409	16	13	3					16	16			3	46.66	13	10,083	
	410	3	2	1					3	2			1		2	9,730	
	411	1															
	412	7	5	2					7	7			2		5	12,000	
	413	2															
	414	2															
	415	4	4						4	4					4	11,000	
	416	7	7						7	7					7	10,571	
	417	28	22	6				1	28	28			5	40.00	21	9,457	
	418	6	4	2					6	5			2		3	9,500	
	419	6	5	1					6	6			1		5	16,200	
	420	23	20	3					23	23			3	56.66	20	10,225	
	421	7	7						7	7			3		7	9,285	
	422	6	5	1					6	6			1		5	9,900	
	423	3	3						3	3					3	9,166	
	424	13	12	1					13	13			1		12	8,416	
	425	18	10	6	2				18	16			6	72.50	4	12,000	
	426	22	16	6					22	21			6	41.00	14	9,742	
	427	23	14	9					23	23			9	50.00	14	9,178	
	428	14	7	6	1				14	13			5	45.00	8	8,950	
	429	15	13	2					14	14			2		11	8,254	
	430	8	3	5					8	8			5	56.00	1		
	431	22	10	12					22	22			12	55.83	9	8,944	
	432	9	5	4					9	9			4	62.00	3	8,833	
	433	5	4	1					5	5			1		3	8,000	
	435	5	4	1					5	5			1		3	7,433	
	436	8	5	3				1	8	8			3	46.66	5	9,700	
	437	9	6	3					9	9			3	60.00	4	10,875	
	438	4	4						4	4					4	7,625	
	439	33	32	1					33	33			1		31	8,416	
	440	58	42	15		1			57	57	1		15	79.53	37	7,364	
	441	16	13	3					16	16			3	25.00	12	6,441	
	443	3	3						3	3					1		
	444	8	4	4					8	8			4	37.75	4	7,125	
	445	6	4	2					6	6			2		4	8,375	
	446	16	10	6		1			16	15			5	41.60	9	6,922	
	447	4	2	2					4	4			2		1		
	448	3	3						3	3					3	7,866	
	449	1															
	453	7		7					7	7			7	38.00			
	456	11	4	7					11	11			7	35.71	3	5,233	
	457	8	5	3					8	8			2		5	4,760	
	458	1															
	459	2															
	606	58	36	8	14				58	44			8	80.62	48	9,720	
	14	1	9	2	7				9	9			6	30.00	2		
		2	7	2	5			1	7	7			5	42.80	1		
		3	3	3	1				3	3					1		
		4	5	4	1				5	5			1		4	27,250	
		5	1														
		7	5	3	2				5	5			2		3	20,000	
		8	3	1	2				3	3			2		1		
		9	7	6	1				7	7			1		6	34,166	
		10	13	11	2				13	13			2		11	19,000	
11		20	19	1				20	20			1		19	14,368		
12		25	14	10		1		25	24	24	1		8	41.75	12	9,750	
13		7	4	3				7	7	7			3	47.00	4	8,500	
14		4	4					4	4	4					4	20,750	
15		3	3					3	3	3					3	14,000	
16		9	5	4				9	9	9			4	53.25	5	11,600	
17		9	3	6				9	9	9			6	70.66	2		
18		6	4	2				6	6	6			2		3	9,666	
19		11	7	4				11	11	11	1		3	30.00	7	7,942	
20		17	9	8				17	17	17			8	45.37	7	8,500	
21		13	8	5				13	13	13			5	41.60	6	9,833	
22		6	6					6	6	6					5	13,500	
23		10	8	2				10	9	9			1		7	14,571	
24		23	21	2				23	23	23	2		2		20	9,480	
25		29	24	5				29	29	29			5	46.00	23	8,421	
26		4	4					4	4	4					4	9,125	
27		1															
28		1															
31		3	3					3	3	3					3	9,166	
32		4	4					4	4	4					4	9,500	
33		3	2	1				3	3	3			1		1		
34	6	3	3				6	6	6			3	37.66	2			
35	10	10					10	10	10					10	9,860		
36	1																

<sup>1</sup>For renter - occupied dwelling units and vacant nonseasonal not dilapidated units, for rent.  
<sup>2</sup>For owner - occupied dwelling units and vacant nonseasonal not dilapidated units, for sale only.

HOUSING—BLOCK STATISTICS

Table 3.—CHARACTERISTICS OF HOUSING FOR WARDS, BY BLOCKS: 1950—Con.

Ward	Block	All dwelling units by occupancy and tenure					All dwelling units by condition and plumbing facilities			Occupied dwelling units			Contract monthly rent <sup>1</sup>		Value <sup>2</sup> of one-dwelling-unit structures	
		Total	Owner occupied	Renter occupied	Vacant non-seasonal not dilap., for rent or sale	Other vacant and non-resident	Number reporting	No private bath or dilap.	No running water or dilap.	Total	Persons per room		Number reporting	Average monthly rent (dollars)	Number reporting	Average value (dollars)
											Number reporting	1.51 or more				
14	37	3	2	1		3	1		3	3		1		2		
	38	3	3			3			3	3				3	9,833	
	39	2														
	40	2														
	41	1														
	42	8	7	1		5			8	5				4	12,500	
	43	2														
	44	6	5	1		6			6	6		1		5	12,200	
	45	10	8	2		10			10	10		2		6	9,500	
	46	10	7	2		9	1		9	9		2		6	6,750	
	47	13	11	2		13			13	13		2		9	9,277	
	48	6	6			6			6	6				6	9,733	
	49	9	8	1		9	1		8	8				8	8,375	
	50	8	6	2		8			7	7		1		6	11,916	
	51	11	7	4	1	11	1		11	11		4	63.00	6	9,916	
	52	3	3			3			3	3				3	15,666	
	53	4	4			4			4	4				4	16,625	
	54	14	9	5		14			14	14	1	5	54.00	6	15,833	
	55	12	6	5		12	1		11	11		5	61.20	6	16,500	
	56	8	7	1		8			8	8		1		7	14,285	
	57	10	7	3		10			10	10		3	91.66	4	22,750	
	58	9	1	6		9	2	1	7	7		5	53.00			
	59	15	10	4		15	1		14	14		4	81.25	8	12,062	
	60	14	12	2		14			14	14		2		11	12,863	
	61	6	5	1		6	1		5	5		1		5	20,000	
	62	10	9	1		10			10	10		1		8	23,625	
	63	8	7	1		8			8	8		1		7	10,428	
	64	5	4	1		5			5	5		1		4	10,250	
	65	3	3			3			3	3				3	16,000	
	66	7	3	4		7			7	7		4	80.00	2		
	67	1														
	68	6	4	1	1	6			5	5		2		3	9,333	
	69	5	4	1		5	4		5	5		1		4	17,250	
	70	2														
	71	1														
	72	5	5			5			5	5				5	9,000	
	73	1														
	80	4	4			4			4	4				4	10,250	
	81	5	4	1		5			5	5		1		4	9,925	
	82	4	4			4			4	4				4	10,625	
	83	4	3	1		4			4	4		1		3	11,333	
	84	5	5			5			5	5				4	10,500	
	85	17	8	9		17	2		17	17		9	46.66	6	8,083	
	86	4	4			4			4	4				4	14,750	
	87	9	5	4		9			9	9		3	62.33	5	10,100	
	88	10	8	2		10			10	10		2		8	9,187	
	89	9	8	1		9			9	9				8	24,187	
	90	9	8	1		9			9	9				7	34,428	
	91	24	15	9	1	24			23	22		16	101.62	8	28,333	
	92	10	10			10			10	10				9	29,625	
	93	9	8	1		9			9	9		1		8		
	94	13	13			13			13	13				13	27,692	
	98	16	14	2		16			16	16		2		13	13,269	
	99	13	12	1		13	1	1	13	13				11	16,090	
	100	2														
15	627	20	14	6		20			20	20		6	52.83	12	8,500	
	628	28	21	7		28			28	28		6	45.00	17	6,588	
	629	14	7	7		14	2		14	14	1			7	6,900	
	630	4	2	2		4			4	4				2		
	632	4	3	1		4	1	1	4	4		1		3	4,800	
	633	1														
	635	6	3	3		6			6	6		2		2		
	636	5	2	3		5	2	2	5	5		3	28.33	2		
	637	6	5	1		6	1		5	5		1		5	3,900	
	638	2														
	639	7	4	3		7			7	7				3	6,500	
	641	11	7	4		11	2		11	11	1	3	34.33	3		
	642	9	6	3		9	4		9	9		4	47.50	2		
	643	15	11	4		15	4		15	15		3	24.33	4	5,800	
	644	13	7	6		13	4		13	13		4	24.00	9	4,555	
	645	27	20	7		27	3		26	26		6	25.83	6	6,333	
	646	11	9	2		11			11	11		1	39.40	7	7,000	
	660	14	11	3		14			14	14		1		1	8,411	
	661	15	10	4	1	15			14	14	1	3	37.66	1	8,245	
	662	10	7	2	1	10			9	9		2	35.00	8	5,675	
	663	15	13	2		15			15	15		2		7	7,628	
	664	8	5	3		8			8	8		3		13	5,153	
	665	13	6	7		13			13	13		7	40.33	4	5,500	
	666	8	7	1		8			8	8		3	49.00	4	5,875	
	667	8	7	1		8			8	8		1		7	4,471	
	668	6	5	1		6			6	6		1		7	5,571	
	669	2					1	1	2	2		1		4	5,400	
	671	1														
	672	15	11	4		15			15	15		4	53.25	10	8,640	
	673	14	8	6		14			14	14		5	37.00	8	8,812	
	674	22	12	10		22	1		22	22		10	42.60	6	6,433	

<sup>1</sup>For renter - occupied dwelling units and vacant nonseasonal not dilapidated units, for rent.  
<sup>2</sup>For owner - occupied dwelling units and vacant nonseasonal not dilapidated units, for sale only.



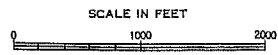
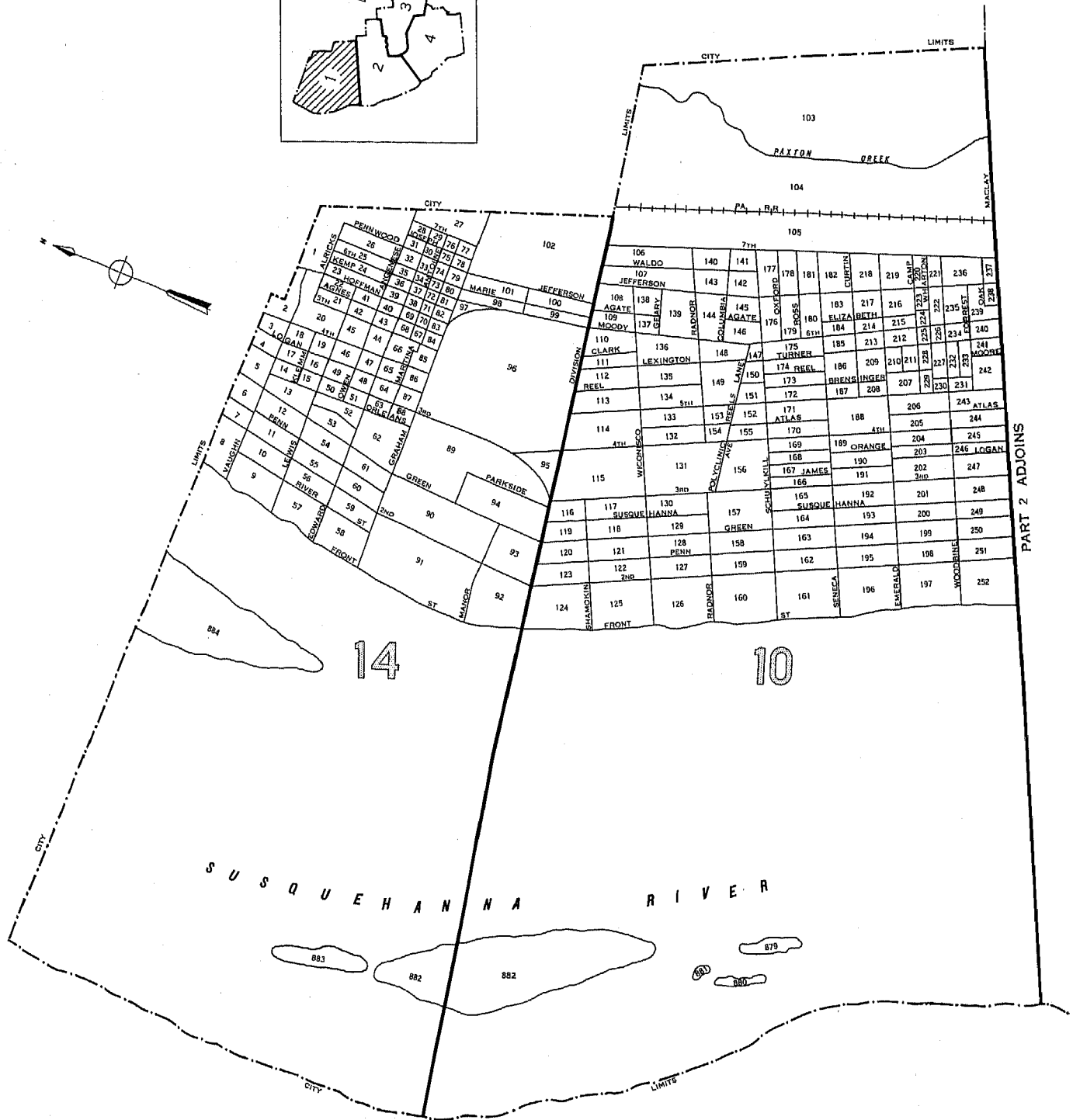
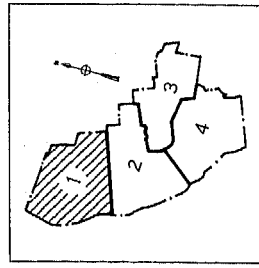
Table 3.—CHARACTERISTICS OF HOUSING FOR WARDS, BY BLOCKS: 1950—Con.

Ward	Block	All dwelling units by occupancy and tenure					All dwelling units by condition and plumbing facilities			Occupied dwelling units			Contract monthly rent <sup>1</sup>		Value <sup>2</sup> of one-dwelling-unit structures		
		Total	Owner occupied	Renter occupied	Vacant non-seasonal not dilap., for rent or sale	Other vacant and non-resident	Number reporting	No. private bath or dilap.	No. running water or dilap.	Total	Persons per room		Occupied by non-white	Number reporting	Average monthly rent (dollars)	Number reporting	Average value (dollars)
											Number reporting	1.51 or more					
15	675	16	11	5					16	1.6			4	4.275	8	5.887	
	676	17	13	4				17	1.7			3	3.333	1.2	5.341		
	677	11	4	7				11	1.1			7	3.757	3	8.000		
	678	22	15	7				22	2.2			7	3.857	1.1	6.163		
	679	28	19	8	1			28	2.7	1.1		7	3.442	11.8	6.416		
	692	27	13	13				27	2.6	4.4		13	4.453	9	6.166		
	693	15	8	6		1		14	1.4	4.1	4.1	6	5.633	6	5.750		
	694	25	10	13		2		25	2.5	5.1	1.1	11	4.381	6	8.666		
	695	19	8	11				19	1.9	4.		9	4.088	3	6.666		
	696	23	13	10				23	2.3	1.1	1	5	5.700	1.1	9.863		
	781	33	24	8	1			32	3.2	2.		9	5.833	20	11.175		
	782	17	12	5				17	1.7	2.		5	4.600	6	7.000		
	783	25	6	16	3			25	2.5	3.	2.	16	4.887	4	12.125		
	784	7	2	5				7	7			5	6.180				
	785	11	4	7				11	1.1			7	4.314	3	11.500		

<sup>1</sup>For renter-occupied dwelling units and vacant nonseasonal not dilapidated units, for rent.  
<sup>2</sup>For owner-occupied dwelling units and vacant nonseasonal not dilapidated units, for sale only.

# HARRISBURG, PENNSYLVANIA, BY WARDS AND BLOCKS: 1950

PART 1 OF 4 PARTS

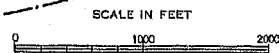
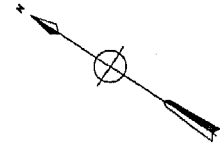
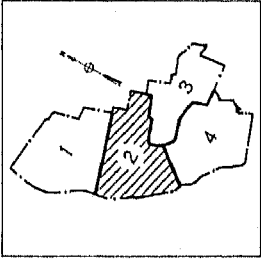
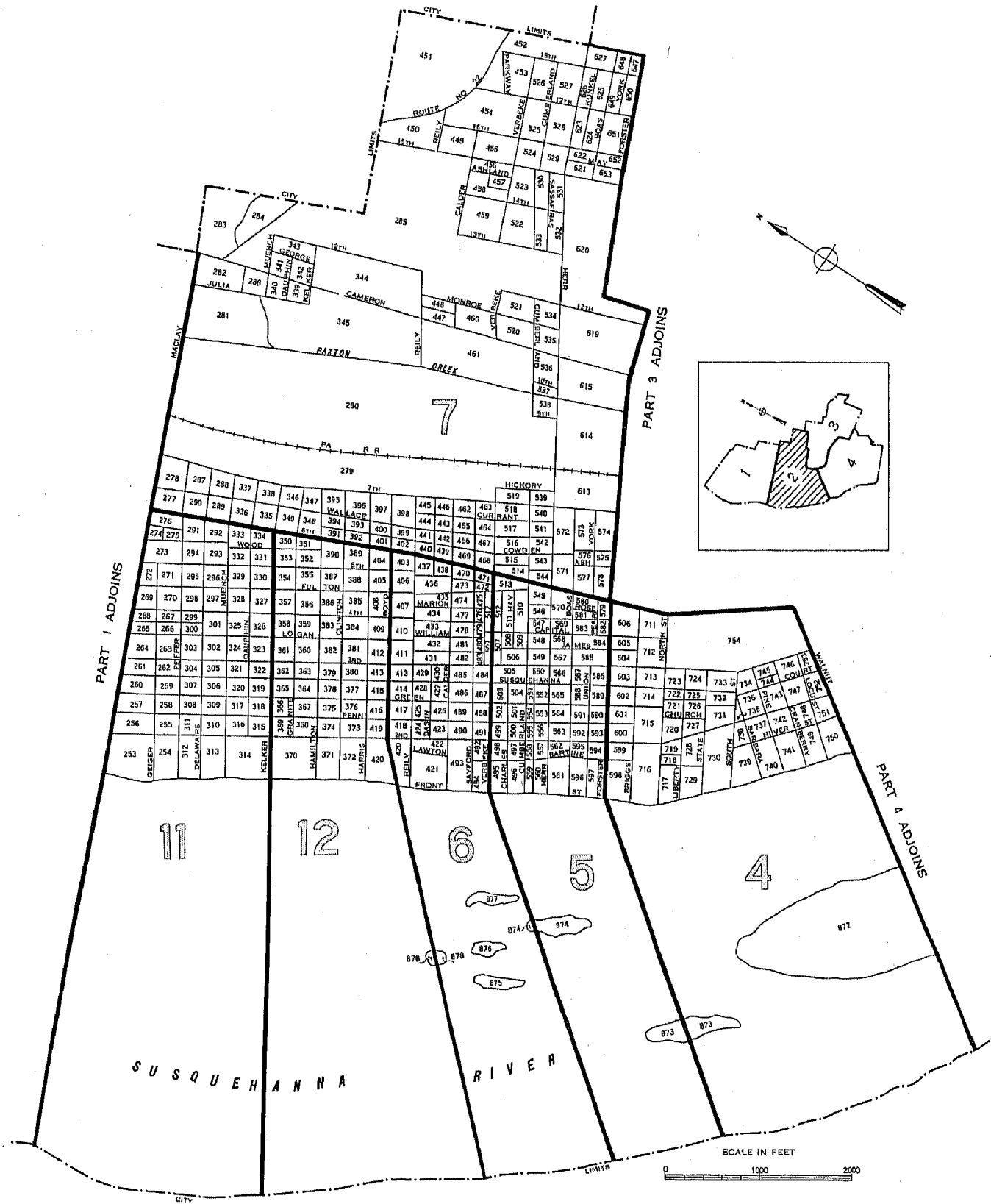


- LEGEND
- BLOCK NUMBERS 25
  - WARD NUMBERS 2
  - WARD BOUNDARIES
  - BLOCK AREA LETTERS A
  - BLOCK AREA BOUNDARIES
- U.S. DEPARTMENT OF COMMERCE, BUREAU OF THE CENSUS

PART 2 ADJOINS

# HARRISBURG, PENNSYLVANIA, BY WARDS AND BLOCKS: 1950

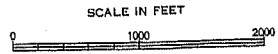
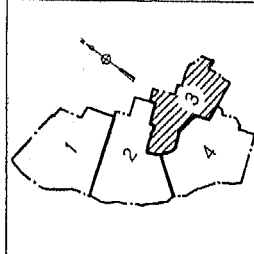
## PART 2 OF 4 PARTS



- LEGEND
- BLOCK NUMBERS 25
  - WARD NUMBERS 2
  - WARD BOUNDARIES
  - BLOCK AREA LETTERS A
  - BLOCK AREA BOUNDARIES
  - U.S. DEPARTMENT OF COMMERCE, BUREAU OF THE CENSUS

HARRISBURG, PENNSYLVANIA. BY WARDS AND BLOCKS: 1950

PART 3 OF 4 PARTS.



LEGEND

BLOCK NUMBERS

WARD BOUNDARIES

BLOCK AREA LETTERS


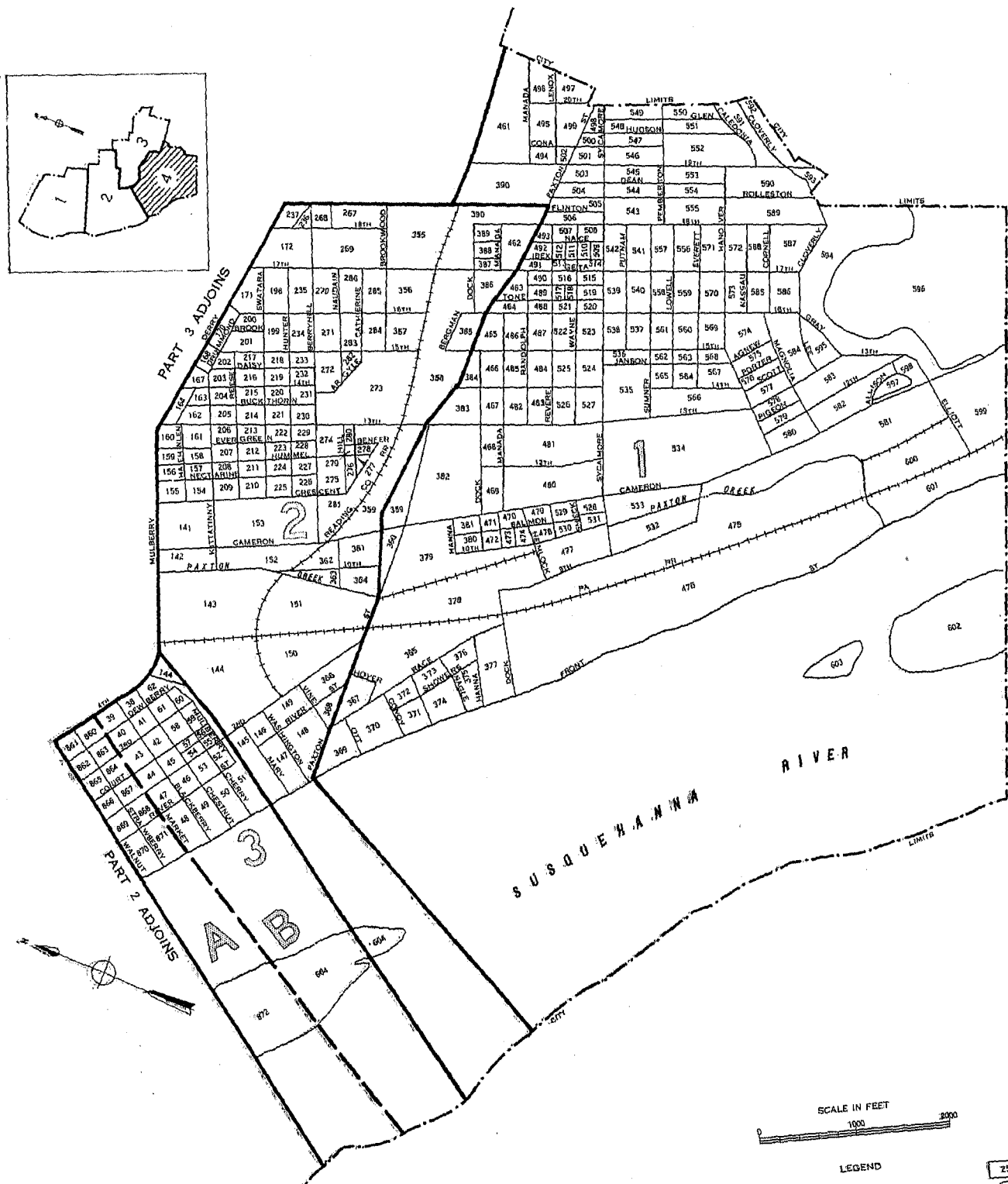
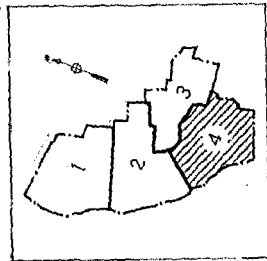
BLOCK AREA BOUNDARIES

U.S. DEPARTMENT OF COMMERCE, BUREAU OF THE CENSUS

25  
2  
A

# HARRISBURG, PENNSYLVANIA, BY WARDS AND BLOCKS: 1950

PART 4 OF 4 PARTS




LEGEND

25  
2  
A

BLOCK NUMBERS  
 WARD NUMBERS  
 WARD BOUNDARIES  
 BLOCK AREA LETTERS  
 BLOCK AREA BOUNDARIES  
 U.S. DEPARTMENT OF COMMERCE, BUREAU OF THE CENSUS

# 1950 UNITED STATES CENSUS OF HOUSING

U. S. DEPARTMENT OF COMMERCE • BUREAU OF THE CENSUS



**HARTFORD, CONN.**

**BLOCK  
STATISTICS**

## U. S. CENSUS OF HOUSING: 1950

### Volume

- I General Characteristics
- II Nonfarm Housing Characteristics
- III Farm Housing Characteristics
- IV Residential Financing
- V Block Statistics

Housing statistics for census tracts are to be included in the Population reports on census tracts.

## U. S. CENSUS OF POPULATION: 1950

### Volume

- I Number of Inhabitants
- II Characteristics of the Population

Succeeding volumes will cover the following subjects:

Census Tracts, Nativity and Parentage, Nonwhite Population by Race, Persons of Spanish Surname, Institutional Population, Differential Fertility, Labor Force Characteristics, Occupation, Industry, Income, Internal Migration, Education, Characteristics of Families and Households.

**UNITED STATES CENSUS of HOUSING : 1950**  
U. S. DEPARTMENT OF COMMERCE      BUREAU OF THE CENSUS  
CHARLES SAWYER, Secretary      ROY V. PEEL, Director



**BLOCK STATISTICS**

**HARTFORD**  
**CONNECTICUT**


*Prepared under the supervision of*  
Howard G. Brunsman, Chief  
*Population and Housing Division*

1950 HOUSING CENSUS REPORT

VOLUME V, PART 77

UNITED STATES GOVERNMENT PRINTING OFFICE 1952

**BLOCKS • CENSUS TRACTS**







## BUREAU OF THE CENSUS

ROY V. PEEL, *Director*

A. ROSS ECKLER, *Deputy Director*  
HOWARD C. GRIEVES, *Assistant Director*  
CONRAD TÆUBER, *Assistant Director*  
MORRIS H. HANSEN, *Assistant Director for Statistical Standards*  
ROBERT Y. PHILLIPS, *Assistant Director for Operations*  
CALVERT L. DEDRICK, *Coordinator, International Statistics*  
FRANK R. WILSON, *Information Assistant to the Director*

### Population and Housing Division—

HOWARD G. BRUNSMAN, *Chief*  
WAYNE F. DAUGHERTY, *Assistant Chief for Housing*  
ROBERT B. VOIGHT, *Assistant Chief for Operations*  
HENRY S. SHRYOCK, Jr., *Assistant Chief for Population*  
EDWIN D. GOLDFIELD, *Program Coordinator*

Quality and Equipment Statistics—Robert C. Hamer, *Chief*  
Inventory Statistics—Carl A. S. Coan, *Chief*  
Developmental Programs—J. Hugh Rose, *Chief*  
Residential Financing—Junia H. Honnold, *Chief*  
Territories and Possessions—Joel Williams, *Chief*  
Statistical Sampling—Joseph Steinberg, *Chief*  
Statistical Procedure—Morton A. Meyer, *Chief*  
Processing Operations—Milton D. Lieberman, *Chief*

Administrative Service Division—WALTER L. KEHRES, *Chief*  
Agriculture Division—RAY HURLEY, *Chief*  
Budget Officer—CHARLES H. ALEXANDER  
Business Division—HARVEY KAILIN, *Acting Chief*  
Field Division—LOWELL T. GALT, *Chief*  
Foreign Trade Division—J. EDWARD ELY, *Chief*  
Geography Division—CLARENCE E. BATSCHELET, *Chief*  
Governments Division—ALLEN D. MANVEL, *Chief*  
Industry Division—MAXWELL R. CONKLIN, *Chief*  
Machine Tabulation Division—C. F. VAN AKEN, *Chief*  
Personnel Division—HELEN D. ALMON, *Chief*

### SUGGESTED IDENTIFICATION

U. S. Bureau of the Census. *U. S. Census of Housing: 1950. Vol. V, Block Statistics, Part 77.*  
U. S. Government Printing Office, Washington, D. C., 1952.

For sale by the Superintendent of Documents, U. S. Government Printing Office, Washington 25, D. C.,  
or any of the Field Offices of the Department of Commerce - Price 15 cents

## PREFACE

This report presents statistics on characteristics of dwelling units by blocks for the city. The tabulations are based on data from the 1950 Census of Housing, taken as of April 1, 1950. Authorization for the 1950 Census of Housing as part of the Seventeenth Decennial Census was provided by the Housing Act of 1949, approved July 15, 1949.

The major portion of the information compiled from the 1950 Census of Housing appears in Volume I, *General Characteristics*; Volume II, *Nonfarm Housing Characteristics*; Volume III, *Farm Housing Characteristics*; Volume IV, *Residential Financing*; and Volume V, *Block Statistics*. Volume V consists of separate reports, issued as bulletins for each of the 209 cities which in 1940 or in a subsequent census had a population of 50,000 or more. These reports will not be bound into a single publication.

The subjects covered in both the 1950 and 1940 reports on characteristics of dwelling units by blocks are substantially similar.

This report was prepared under the direction of Howard G. Brunzman, Chief, Population and Housing Division, and Wayne F. Daugherty, Assistant Chief for Housing. Robert C. Hamer, Chief, Quality and Equipment Statistics Section, was in charge of coordinating the content and the format of the report with assistance from Carl A. S. Coan, Chief, Inventory Statistics Section; Floyd D. McNaughton, Chief, Equipment and Facilities Unit; Beulah Washabaugh, Chief, Tenure and Vacancy Unit; and Walter A. Hines. The compilation of the statistics was under the supervision of Robert B. Voight, Assistant Chief for Operations.

The collection of the information on which these statistics are based was under the supervision of Lowell T. Galt, Chief, Field Division. The geographic work, including the assignment of all block numbers and the preparation of maps, was under the supervision of Clarence E. Batschelet, Chief, Geography Division. The data were tabulated under the supervision of C. F. Van Aken, Chief, Machine Tabulation Division.

February 1952.

# HARTFORD, CONN.

## CONTENTS

### INTRODUCTION

	Page		Page
General.....	1	Definitions and explanations—Continued	
Related reports.....	1	Condition and plumbing facilities.....	2
Census tracts.....	1	Persons per room.....	2
Use of data.....	1	Color of occupants.....	2
Comparability with 1940 Housing Census data.....	1	Contract monthly rent.....	2
Definitions and explanations.....	1	Value of one-dwelling-unit structures.....	2
Dwelling unit.....	1	Number reporting.....	2
Occupancy and tenure.....	2	Block identification.....	2

### TABLES

	Page
Table 1.—Characteristics of housing for the city: 1950.....	3
Table 2.—Characteristics of housing by census tracts: 1950.....	3
Table 3.—Characteristics of housing for census tracts, by blocks: 1950.....	4

Map of city, by blocks, appears following last page of tables.

# BLOCK STATISTICS

## INTRODUCTION

### GENERAL

Volume V of the Reports on Housing consists of a separate report for each of the 209 cities which in 1940, or in a subsequent census prior to 1950, had a population of 50,000 or more. Each report presents for the city, by blocks, tabulations for a limited number of subjects obtained in the Census of Housing. The subjects in these reports are similar to those in the block statistics supplements to Volume I of the reports of the 1940 Census of Housing. The subjects in this report present the number of dwelling units classified by occupancy and tenure, condition and plumbing facilities, persons per room, color of occupants, average contract monthly rent of renter-occupied and selected vacant units, and the average value of one-dwelling-unit owner-occupied and selected vacant structures. In table 1, the statistics for these subjects are summarized for the city. Table 2 contains the statistics for census tracts. In table 3, the data are presented by blocks within census tracts. Maps identifying the location of each block and the census tract boundaries are a part of this report.

**Related reports.**—Related statistics for this city are contained in the Reports on Housing, Volume I, *General Characteristics*; and in the Reports on Population, Volume I, *Number of Inhabitants*, and Volume II, *Characteristics of the Population*.

The Reports on Housing for each State in Volume I present data on the characteristics of dwelling units for the State by residence (urban, rural nonfarm, and rural farm), for standard metropolitan areas, urbanized areas, counties, for urban places, places of 1,000 to 2,500 inhabitants, and rural-nonfarm and rural-farm dwelling units for each county. Each report includes the following subjects: occupancy, tenure, race of occupants, type of structure, year built, condition and plumbing facilities, water supply, toilet and bathing facilities, number of rooms, number of persons, persons per room, electric lighting, heating equipment, heating and cooking fuels, refrigeration equipment, kitchen sink, radio, television, and, for nonfarm units, the contract monthly rent, gross monthly rent, and value of one-dwelling-unit structures.

Volume I of the Reports on Population shows the 1950 population of each county and of each minor civil division within the county. It also contains figures for each incorporated place, for each unincorporated place with 1,000 or more inhabitants, and for incorporated places of 5,000 or more by wards. A special series of tables presents data for each urbanized area giving the incorporated places and portions of minor civil divisions within it.

Volume II of the 1950 Population Reports contains statistics on the general characteristics of the population. Chapter A of this volume repeats the figures on number of inhabitants as shown in Volume I; Chapter B presents demographic, economic, and social characteristics of the population; and Chapter C gives more detailed cross-classifications for States and large cities and standard metropolitan areas.

**Census tracts.**—Census tracts are small areas into which certain large cities have been subdivided for statistical and local administrative purposes. In most cases the tracts are permanently established, so that comparison may be made from census to census. The boundaries of tracts are established so as to include approximately equal numbers of inhabitants or equal areas; and each tract is designed to represent an area that is fairly

homogeneous in population characteristics. Although the tracted areas of some cities extend into the suburbs, the data shown in this report are restricted to the tracts within the corporate limits of the city.

**Use of data.**—The tabulation of housing characteristics for areas as small as city blocks provides descriptive material of considerable value for technical studies of housing in the city. The statistics will be useful in compiling totals for special types of areas that may be defined to meet the requirements of individual investigators. Users of the data should bear in mind that in practically all cases the data for a given block represent the work of only one enumerator. Consequently, housing characteristics for blocks are subject to a wider margin of error than is to be expected in the figures for tracts or wards which represent returns made by a number of enumerators. Misinterpretation of instructions by one enumerator may cause a significant bias in the statistics for a block even though it may have a negligible effect upon the figures for larger areas. In particular, the enumeration of "condition" depended to a considerable extent upon the judgment of the individual enumerator. Also, failure to indicate the correct block number for a significant number of dwelling units may introduce errors into the block data.

**Comparability with 1940 Housing Census data.**—In the 1940 Census of Housing, reports entitled "Block Statistics" were issued as supplements to the first series of Housing bulletins. These supplements consisted of separate reports for each of the 191 cities which had 50,000 inhabitants or more in 1930.

In the 1950 reports, the block numbers used are different, in most cases, from those used in the 1940 reports. Therefore, to compare 1940 and 1950 data for a given block, it is necessary to locate the block on the maps to obtain the corresponding 1940 and 1950 block numbers.

The subjects in both the 1940 and 1950 reports are substantially similar. However, data on number of structures, year built, and mortgage status have been omitted from the 1950 report. Furthermore, in the 1940 reports average contract or estimated monthly rent was reported for all dwelling units while in 1950 average contract monthly rent is reported for some, and average value for other, dwelling units.

### DEFINITIONS AND EXPLANATIONS

More detailed and complete definitions are presented in Volume I of the Housing Reports.

**Dwelling unit.**—In general, a dwelling unit is a group of rooms or a single room, occupied or intended for occupancy as separate living quarters, by a family or other group of persons living together or by a person living alone.

A group of rooms, occupied or intended for occupancy as separate living quarters, is a dwelling unit if it has separate cooking equipment or a separate entrance. A single room, occupied or intended for occupancy as separate living quarters, is a dwelling unit if it has separate cooking equipment or if it constitutes the only living quarters in the structure. Also, each apartment in a regular apartment house is a dwelling unit even though it may not have separate cooking equipment. Excluded from the dwelling unit count are large rooming houses, institutions, dormitories, and transient hotels and tourists courts.

In the 1940 Census, a dwelling unit was defined as the living quarters occupied or intended for occupancy by one household.

A household consisted of a family or other group of persons living together with common housekeeping arrangements, or a person living entirely alone. However, the enumerator was not explicitly instructed to define rooms as dwelling units on the basis of cooking equipment or separate entrance.

The number of dwelling units in the 1950 Census may be regarded as comparable with the number of dwelling units in the 1940 Census. Some living quarters may have been classified as separate dwelling units in the one census and not in the other. Further, in the 1950 Census, living quarters with five or more lodgers were not tabulated as dwelling units; generally, such quarters were included in the 1940 dwelling unit count. However, the net effect of these changes is probably small.

**Occupancy and tenure.**—Dwelling units are classified by occupancy and tenure into four groups: owner-occupied; renter-occupied; vacant nonseasonal not dilapidated, for rent or sale; and other vacant and nonresident. A dwelling unit is classified as owner-occupied if it was owned wholly or in part by the head of the household or by some related member of his family living in the dwelling unit. All other occupied units are classified as renter-occupied whether or not cash rent was actually paid for living quarters. Rent-free units and living accommodations received in payment for services performed are thus included with the renter-occupied units.

A dwelling unit is considered vacant if no persons are living in it at the time of enumeration. New units not yet occupied were enumerated as vacant dwelling units if construction had proceeded to the extent that all the exterior windows and doors were installed and final usable floors were in place. The classification "Vacant nonseasonal not dilapidated, for rent or sale" is descriptive of the vacant dwelling units reported in this classification. "Other vacant and nonresident" units include all dilapidated and seasonal vacant units as well as the not dilapidated units which were not for rent or sale.

Because of changes in enumeration procedures, the counts of total vacant units in 1940 and 1950 are not strictly comparable. In 1940, vacant units were enumerated if they were habitable; units uninhabitable and beyond repair were excluded from the enumeration. In 1950, units were included regardless of condition if they were intended for occupancy as living quarters. Therefore, no comparison should be made between the data on "vacant nonseasonal not dilapidated, for rent or sale" units from the 1950 Census and data in the 1940 Census reports.

In both censuses, dwelling units occupied entirely by non-residents were included with vacant units not for rent or sale. Trailers, tents, houseboats, and railroad cars which were vacant were excluded from the dwelling unit inventory in both 1950 and 1940.

**Condition and plumbing facilities.**—Data on condition of a dwelling unit are shown in combination with data for selected plumbing facilities and are, therefore, limited to units for which both condition and plumbing facilities are reported. Plumbing facilities include water supply, toilet facilities, and bathing facilities.

The category "with private bath" includes those dwelling units reported with both a flush toilet and a bathtub or shower inside the structure for the exclusive use of the occupants of the unit. The category "no private bath" includes those dwelling units not having private flush toilet or not having private bathing facilities. The "no running water" category includes units with only piped running water outside the structure or with only other sources such as a hand pump.

A dwelling unit is "dilapidated" when it is run-down or neglected, or is of inadequate original construction, so that it does not provide adequate shelter or protection against the elements or it endangers the safety of the occupants.

**Persons per room.**—The number of persons per room has been computed for each occupied dwelling unit by dividing the number

of persons in the dwelling unit by the number of rooms in the dwelling unit. All persons enumerated in the Population Census as members of the household (including lodgers, servants, and other nonrelated persons) are counted in determining the number of persons that occupy the dwelling unit. The number of rooms in the dwelling unit includes all rooms available for living quarters throughout the year. Not counted as rooms are bathrooms, closets, pantries, halls, screened porches, and unfinished rooms in the basement and attic.

**Color of occupants.**—Occupied dwelling units are classified by color of head of household according to the definition used in the 1950 Census of Population. The group designated as "non-white" consists of Negroes, Indians, Japanese, Chinese, and other nonwhite races. Persons who are not definitely Indian or of other nonwhite race are classified as white.

**Contract monthly rent.**—Contract monthly rent is the rent, at the time of enumeration, contracted for by the renter regardless of whether it includes furniture, heating fuel, electricity, cooking fuel, water, or personal services.

Monthly rent for vacant dwelling units is the amount asked for the dwelling unit at the time of enumeration. The average monthly rent relates to renter-occupied dwelling units and vacant nonseasonal not dilapidated units for rent. Dwelling units which are occupied "rent-free" are not included with the units reporting rent.

**Value of one-dwelling-unit structures.**—Average value is shown for owner-occupied dwelling units and vacant nonseasonal not dilapidated units which are for sale only. Value is shown only if the unit is in a one-dwelling-unit structure without business and if it is the only dwelling unit included in the property. The value represents the amount for which the owner estimates that the property, including such land as belongs with it, would sell under ordinary conditions and not at a forced sale. For vacant units, value is the sale price asked by the owner.

**Number reporting.**—Occupancy and tenure are reported for all dwelling units, and color of occupants is reported for all occupied units. The corresponding distributions for these subjects in table 1 are based on all dwelling units and on occupied units, respectively. For all other subjects, the distributions are based on the units for which the specific characteristics are reported, that is, the "Number reporting."

The number of dwelling units for which the enumerator obtained no report on a particular item is shown for the city totals only; however, the number "not reported" can easily be derived for each area in tables 2 and 3 by subtracting the number reporting from the total number of dwelling units (or total occupied).

**Block identification.**—A map or series of maps is included in this report showing block numbers for each block, number and letter designations for tracts, and the names of principal streets.

Blocks are identified by serial numbers, a separate series of numbers being used for each tract. Thus, the location of each block for which data are presented in table 3 may be determined by referring to the tract and block number shown on the map. Similarly, data for a specific block may be located in the table by reference to the map for identification numbers of the tract and block.

If no dwelling units are reported for a block, the block number is not listed in table 3, although it is shown on the map. Dwelling units for which the block number was not reported are indicated in the table by the symbol "NR." Detailed data are not shown for such dwelling units, nor for blocks containing fewer than three dwelling units. Average monthly rent is not shown when the monthly rent was reported for fewer than three dwelling units. Average value is not shown when the value of one-dwelling-unit properties was reported for fewer than three dwelling units. All dwelling units are included, however, in the statistics for the city and for each tract.

Table 1.—CHARACTERISTICS OF HOUSING FOR THE CITY: 1950

Subject	Number	Percent	Subject	Number	Percent
<b>OCCUPANCY AND TENURE</b>			<b>PERSONS PER ROOM</b>		
All dwelling units.....	52,429	100.0	Occupied dwelling units.....	51,404	...
Owner occupied.....	11,627	22.2	Number reporting.....	51,038	100.0
Renter occupied.....	39,777	75.9	1.50 or less.....	48,999	96.0
Vacant nonseasonal not dilapidated, for rent or sale.....	724	1.4	1.51 or more.....	2,039	4.0
Other vacant and nonresident.....	301	0.6	Not reported.....	366	...
<b>CONDITION AND PLUMBING FACILITIES</b>			<b>CONTRACT MONTHLY RENT</b>		
All dwelling units.....	52,429	...	Renter-occupied, and vacant nonseasonal not dilapidated units, for rent—Number reporting.....	39,109	...
Number reporting.....	51,999	100.0	Total contract monthly rent..... dollars	1,557,656	...
With private bath, not dilapidated.....	45,461	87.4	Average monthly rent..... dollars	39.83	...
No private bath, with running water, not dilapidated.....	4,417	8.5	<b>VALUE OF ONE-DWELLING-UNIT STRUCTURES</b>		
No running water or dilapidated.....	2,121	4.1	Owner-occupied, <sup>1</sup> and vacant nonseasonal not dilapidated units, for sale only—Number reporting.....	4,522	...
Condition or plumbing facilities not reported.....	430	...	Total value or sale price..... dollars	59,037,700	...
No private bath or dilapidated.....	6,538	12.6	Average value..... dollars	13,056	...
<b>COLOR OF OCCUPANTS</b>					
Occupied dwelling units.....	51,404	100.0			
White.....	48,473	94.3			
Nonwhite.....	2,931	5.7			

<sup>1</sup> Restricted to 1-dwelling-unit properties.

Table 2.—CHARACTERISTICS OF HOUSING BY CENSUS TRACTS: 1950

Census tract	All dwelling units by occupancy and tenure					All dwelling units by condition and plumbing facilities			Occupied dwelling units			Contract monthly rent <sup>1</sup>		Value <sup>2</sup> of one-dwelling unit structures		
	Total	Owner occupied	Renter occupied	Vacant nonseasonal not dilap., for rent or sale	Other vacant and nonresident	Number reporting	No private bath or dilap.	No running water or dilap.	Total	Persons per room	Occupied by nonwhite	Number reporting	Average monthly rent (dollars)	Number reporting	Average value (dollars)	
TOTAL	52429	11627	39777	724	301	51999	6538	2121	51404	51038	2039	2931	39109	3983	4522	13056
1	1134	257	861	14	2	1115	39	20	1118	1101	18	3	833	3496	30	10393
2	823	140	673	3	7	819	156	144	813	811	15	1	657	3671	16	11637
3	2126	162	1940	12	12	2096	568	154	2102	2065	131	3	1900	3888	9	10144
4	902	47	852	3		896	29	11	899	895	50		842	4216	5	7600
5	1141	45	1088	4	4	1132	403	141	1133	1124	127		1068	3522	2	
6	781	23	737	8	13	773	538	210	760	755	69	27	735	1910		
7	1102	30	1066	2	4	1088	484	154	1096	1087	112	425	1045	2234	3	2500
8	514	19	491	4		510	106	24	510	508	42	221	493	3054	1	
9	1250	72	1171	3	4	1237	284	231	1243	1234	152	1094	1144	3136	10	6900
10	995	308	680	2	5	987	67	48	988	985	19	111	661	3577	136	11087
11	1921	321	1592	7	7	1909	141	111	1913	1893	51	294	1547	3211	43	9418
12	1188	221	956	1	4	1180	20	2	1177	1169	12	3	945	4462	18	14027
13	1295	431	854	5	5	1278	26	16	1285	1279	15	54	840	4189	81	12043
14	661	26	619	12	4	659	304	27	645	641	76	40	619	3479	1	
15	992	126	850	14	2	986	256	120	976	962	45	150	846	3258	10	13700
16	1671	186	1478	4	4	1661	271	195	1664	1656	64	238	1454	3248	17	7117
17	556	62	489	2	3	556	84		551	550	33	1	484	3922	5	7500
18	854	23	804	12	15	842	385	7	827	820	105	4	795	4149	4	13750
19	1024	29	944	41	10	992	238	27	973	953	70	38	950	4727	2	
20	1231	680	542	5	4	1228	13	10	1222	1219	11	4	531	4010	413	11929
21	1843	581	1250	3	9	1839	26	17	1831	1827	24	23	1232	3696	159	9906
22	857	209	608	2	38	855	51	23	817	814	15	22	588	3917	96	11420
23	1553	636	909	6	2	1545	23	13	1545	1529	12		885	4571	210	13150
24	1693	347	1329	14	3	1680	87	3	1676	1673	42		1308	4264	70	10697
25	1582	192	1375	3	12	1569	194	73	1567	1558	63	8	1355	3117	11	10681
26	1107	125	975	5	2	1097	49	4	1100	1095	45	1	962	3173	6	7466
27	1042	145	894	3	3	1035	68	5	1039	1035	22		877	3086	2	
28	2122	265	1827	17	13	2100	373	110	2092	2073	107	4	1797	5542	110	16422
29	551	22	501	20	8	549	229	50	523	521	56	2	505	4542	4	12725
30	1093	89	986	5	13	1075	354	3	1075	1067	92		963	5239	33	14000
31	1428	226	1185	8	9	1411	292	67	1411	1399	83	3	1172	5165	51	12019
32	684	183	498	2	1	680	9	1	681	676	4	4	491	3854	17	12117
33	351	122	221	1	6	343	3	1	343	341			209	9219	108	29560
34	1235	352	876	4	3	1233	8	8	1228	1218	17	21	859	4024	41	10634
35	2803	1541	840	4	9	2793	13	10	2381	2365	16	4	807	4981	1009	13963
36	689	162	507	10	10	682	62	12	669	666	48	2	506	3930	11	13000
37	1727	321	1385	12	9	1714	107	7	1706	1691	24	1	1357	5195	179	16784
38	1047	266	766	7	8	1043	58	37	1032	1025	16	3	748	3489	64	9106
39	1407	488	910	5	4	1401	66	8	1398	1389	22	3	883	4754	273	15571
40	3734	1533	2156	16	29	3694	20	13	3689	3670	96	96	2134	4292	938	12170
41	1720	614	1092	12	2	1717	36	4	1706	1700	18	23	1082	3932	324	9732

<sup>1</sup> For renter-occupied dwelling units and vacant nonseasonal not dilapidated units, for rent.  
<sup>2</sup> For owner-occupied dwelling units and vacant nonseasonal not dilapidated units, for sale only.

HOUSING—BLOCK STATISTICS

Table 3.—CHARACTERISTICS OF HOUSING FOR CENSUS TRACTS, BY BLOCKS: 1950

[Detailed statistics not shown for blocks containing fewer than 3 dwelling units, nor for dwelling units not allocated by blocks (designated by NR)]

Census tract	Block	All dwelling units by occupancy and tenure					All dwelling units by condition and plumbing facilities			Occupied dwelling units			Contract monthly rent <sup>1</sup>		Value <sup>2</sup> of one-dwelling-unit structures	
		Total	Owner occupied	Renter occupied	Vacant non-seasonal not dilap., for rent or sale	Other vacant and non-resident	Number reporting	No private bath or dilap.	No running water or dilap.	Total	Persons per room	Occupied by non-white	Number reporting	Average monthly rent (dollars)	Number reporting	Average value (dollars)
1	1	160	23	131	5	1	158	4	154	153	5	131	38.90	5	9,500	
	2	129	34	94	1		129	12	128	128	2	93	34.27	8	9,312	
	3	26	9	17			26		26	26		16	37.87	1		
	4	141	31	108	2		141	1	139	139	2	110	40.10	2		
	5	114	16	98			112	6	114	112	1	81	27.65	4	7,825	
	6	29	7	21	1		29		28	28	1	22	31.90	1		
	7	118	33	84	1		118	15	117	114	3	84	29.72	2		
	8	152	35	113	3	1	142	1	148	147	2	105	31.99	3	13,666	
	9	146	22	123	1		144		145	144	1	123	35.70	3		
	10	59	22	37			59		59	54	1	34	41.73			
	11	60	25	35			57		60	56		34	35.61	4	11,000	
2	1	95	11	79	1	4	95	25	90	89	2	76	34.88	1		
	2	199	12	187			195	4	199	198	3	184	36.84	1		
	3	72	13	59			72	10	72	72	3	58	31.91	1		
	4	149	15	133	1		149	95	148	148	3	133	34.27	1		
	5	66	10	55		1	65	19	65	65	3	52	50.90	1		
	6	83	21	62	1		83		82	82	3	58	32.32	1		
	7	98	40	57		1	98	3	97	97	1	55	43.94	9	14,111	
	8	61	18	42		1	61		60	60	1	41	32.75	3	9,233	
3	1	179	4	175			178	43	179	178	12	174	36.61			
	2	33		204			212	100	213	209	26	200	30.03	1		
	3	169	18	151			166	31	169	166	8	141	37.87			
	4	94	23	71	4		94	67	91	91	17	169	39.61	2		
	5	36	13	22	1	1	36	11	33	33	3	27	47.20	2		
	6	28	7	21	1	2	28	58	27	27	8	21	38.67	1		
	7	29	12	17		3	29	42	28	28	18	115	32.26	2		
	8	118	12	106	3	3	118	59	117	117	21	223	48.19			
	9	31	23	8	1		31	10	33	33	4	101	30.09	4	10,000	
	10	11	23	10		4	11	67	10	11	4	197	32.20			
	11	40	5	34		1	40	8	39	39	1	32	41.37			
12	287	21	263	2	1	285	72	289	284	9	260	48.11	1			
4	3	3		3			3	2	3	3		3	18.33			
	5	53	7	46			50	7	53	53		46	28.43			
	6	310		310			310	4	310	310	20	307	39.42			
	7	144	8	136			144		144	144	4	136	41.69	1		
	8	164	20	142	2		162	47	162	160	4	138	49.43	1		
	9	47	2	44	1		47	14	47	46	1	44	64.88	1		
	10	97	3	94			97		97	97	4	94	50.34			
	11	60	1	59			60		60	60	11	56	25.14			
12	24	6	18			24	2	24	24	1	18	30.72	3	6,000		
5	1	2					2		2	2		2	25.05			
	2	42	2	40			42	5	42	42	2	38	24.40			
	3	73	6	67			73	6	73	73	6	67	24.22			
	4	132	11	119	2		131	43	130	130	6	120	24.22			
	5	216	7	208			214	132	215	213	19	201	22.61			
	6	158	2	155		1	157	25	157	157	8	150	47.08			
	7	342	6	334		2	339	124	340	336	7	324	45.03	2		
	8	255	7	248			253	68	253	253	11	234	37.47			
	9	46	2	44			46		46	46	2	44	31.63			
	10	5		5			5		5	5		5	22.40			
	6	2	1					1		1	1		1	18.86		
3		52		52			52	14	52	52	7	52	17.75			
4		29	1	28			29	25	29	29	5	28	24.60			
5		5		5			5	5	5	5		5	19.23			
6		20	1	17	1	1	19	17	18	17	2	18	19.51			
7		126	1	110	6	9	123	98	111	110	10	109	18.77			
8		110	4	106			109	88	110	109	10	109	15.68			
9		30	1	29			30	29	30	30	3	29	17.00			
10		22	2	20			22	20	22	22		20	27.14			
11		7		7			7	1	7	7		7	27.14			
14		40	1	38			40	13	39	39	3	36	21.63			
15		79	1	78		1	78	73	78	78	7	78	19.41			
24		55	4	54			55	7	55	55	2	54	18.14			
25	122	1	117	1	1	121	87	121	120	16	114	20.51				
26	79	6	72			78	56	78	77	4	72	16.95				
27	1					1		1	1		1					
30	3	1	2			3	3	3	3		2					
7	1	1					1		1	1		1				
	4	4					4	3	4	4		4				
	5	4	3	1			4	3	4	4		4				
	7	10		10			10	10	10	10	1	10	11.50	2		
	9	22	1	21	1	1	21	21	22	22	3	21	20.00			

<sup>1</sup>For renter - occupied dwelling units and vacant nonseasonal not dilapidated units, for rent.  
<sup>2</sup>For owner - occupied dwelling units and vacant nonseasonal not dilapidated units, for sale only.

Table 3.—CHARACTERISTICS OF HOUSING FOR CENSUS TRACTS, BY BLOCKS: 1950—Con.

Census tract	Block	All dwelling units by occupancy and tenure					All dwelling units by condition and plumbing facilities			Occupied dwelling units			Contract monthly rent <sup>1</sup>		Value <sup>2</sup> of one-dwelling-unit structures			
		Total	Owner occupied	Renter occupied	Vacant non-seasonal not dilap., for rent or sale	Other vacant and non-resident	Number reporting	No private bath or dilap.	No running water or dilap.	Total	Persons per room		Number reporting	Average monthly rent (dollars)	Number reporting	Average value (dollars)		
											Number reporting	1.51 or more					Occupied by non-white	
7	10	97		96	1													
	11	22		22														
	12	154	2	152														
	13	191	3	188														
	14	39	5	33		1												
	15	32		32														
	16	14	3	11														
	17	42	2	40														
	18	75		75														
	19	27	2	25														
	20	18		18														
	21	56	2	54														
	22	78	2	75		1												
	23	66	1	65														
	24	47	2	44		1												
	8	2	3		3													
		3	196	9	185	2												
		4	203	4	198	1												
		5	112	6	105	1												
		9	1															
	9	2	2															
		3	42	10	32													
		4	19	2	17													
		5	105	14	98		3											
6		27	8	19														
7		138	1	36	1													
8		5		5														
9		503	3	97	2	1												
10		56	8	48														
11		92	16	76														
12		99	7	92														
13		142	2	140														
10		2	34	20	14													
	3	14	7	7														
	4	10	6	4														
	5	43	25	18														
	6	19	7	11														
	7	34	24	10		1												
	8	22	15	7														
	9	15	13	1		1												
	10	31	21	10														
	11	16	11	5														
	12	19	14	5														
	13	19	6	14														
	14	20	14	4		1												
	15	19	19	2														
	16	41	19	22														
	17	18	22	16														
	18	61	15	45		1												
	19	181	25	156														
	20	32	4	28														
	21	37	7	30														
	22	154	13	140		1												
	23	88	16	72														
	24	24	8	16														
	25	7	3	4														
26	56	13	41	2														
11	1	14		14														
	4	28	12	16														
	5	12	6	6														
	6	15	6	9														
	7	46	12	34														
	8	27	7	20														
	9	39	11	28														
	10	54	19	34		1												
	11	122	19	103														
	12	57	12	45														
	13	63	9	54														
	14	59	9	50														
	15	94	16	77														
	16	138	20	115		3												
	17	311	18	292		1												
	18	105	21	84														
	19	118	19	98		1												
	20	130	12	118														
	21	60	18	42														
	22	136	19	117														
	23	110	27	83														

<sup>1</sup>For renter - occupied dwelling units and vacant nonseasonal not dilapidated units, for rent.  
<sup>2</sup>For owner - occupied dwelling units and vacant nonseasonal not dilapidated units, for sale only.



HOUSING—BLOCK STATISTICS

Table 3.—CHARACTERISTICS OF HOUSING FOR CENSUS TRACTS, BY BLOCKS: 1950—Con.

Census tract	Block	All dwelling units by occupancy and tenure					All dwelling units by condition and plumbing facilities			Occupied dwelling units				Contract monthly rent <sup>1</sup>		Value <sup>2</sup> of one-dwelling-unit structures		
		Total	Owner occupied	Renter occupied	Vacant non-seasonal not dilap., for rent or sale	Other vacant and non-resident	Number reporting	No private bath or dilap.	No running water or dilap.	Total	Persons per room		Occupied by non-white	Number reporting	Average monthly rent (dollars)	Number reporting	Average value (dollars)	
											Number reporting	1.51 or more						
11	24	183	29	153		1	183	22	19	182	182	4	74	147	30.90	5	111.00	
12	1	171	11	158	2		169			169	169	1		156	39.40			
	2	190	13	177			189	1		189	185	2		176	42.26			
	3	103	44	59		2	102	5		101	100	3	1	52	48.67	7	1828.5	
	4	115	35	80		2	115	2		113	110	1		77	43.11			
	5	141	37	104	1		141	7		139	139	4	1	103	44.78	5	110.00	
	6	87	32	55		1	87	3		86	86			52	42.05	6	11.583	
	7	119	17	102			117		2	119	119	1	1	101	52.96			
	8	185	19	166			184			185	185			175	45.65			
	9	77	23	54			76			77	76			53	49.03			
13	3	23	10	13			22			23	23			12	38.50	3	100.00	
	4	14	39	25			37	1		39	38			24	36.45	3	96.66	
	5	71	21	50			70	2		71	70	1		48	38.25			
	6	35	9	26			35	2	2	35	35			48	41.80	3	128.66	
	7	47	22	25			46			47	47	2		25	45.40	6	111.66	
	8	32	8	24			32	1	1	32	32			24	42.00			
	9	92	24	68			92		1	92	92		7	67	36.71	2		
	10	71	24	45		1	71	1		69	69			45	52.62			
	11	48	15	31		2	48			46	46			31	50.38			
	12	59	19	39		1	59			58	58			40	39.12			
	13	92	28	64			91	1		92	91	1		59	42.94			
	14	33	1	32			33		1	33	33			31	53.06			
	15	26	19	7			26	2		26	26			7	45.71			
	16	84	27	57			84	6	5	84	84		11	56	41.05	16	1409.3	
	17	35	8	26		1	35	3		34	34		11	28	36.15	6	70.00	
	18	110	18	92			110	2	5	110	109	5	11	90	31.66			
	19	76	24	51		1	75			74	74		12	51	37.70	2		
	20	36	19	17			36			36	36			17	53.64	10	119.00	
	21	63	29	35		1	63			62	62			34	51.02	9	127.22	
	22	156	55	100		1	147			155	154			99	43.96	8	131.25	
	23	28	14	14			27			28	28			14	47.07	2		
	24	38	25	12		1	38	3		37	37			13	49.46	11	132.27	
	25	1																
	14	1	164	9	149	5	1	163	68	13	158	157	13		147	32.34		
		2	98	8	89		1	97	37	10	99	96	3	2	88	23.38		
3		30	1	29			30	5	2	30	30		2	28	33.53			
4		42	2	40			42	5		44	40	4	1	37	28.45	1		
5		94	3	89	2		94	87	1	93	92	3	4	91	42.23			
6		144	2	136		1	144	71		139	138	10	1	141	37.73			
7		37		36	5	1	37	5	1	36	36		2	36	38.33			
8		15	1	14			15	14		15	15			14	44.71			
9		37		37			37	9		37	37			37	49.83			
15	1	195	12	174	2	1	193	111	16	186	186	20	29	178	35.84	2		
	2	235	26	207	2		234	41	8	233	231	4	29	205	35.38	3	156.66	
	3	87	18	68		1	87	10	10	86	86		1	67	30.65			
	4	151	26	125			149	16	15	151	141	7	3	123	28.85			
	5	95	7	87		2	95			94	94		3	88	29.19			
	6	104	22	80			104			102	100		1	79	39.91	4	130.00	
	7	125	15	109		1	124	78	71	122	124		8	108	24.68	1		
16	1	44	14	30			44	3	3	44	43	1	3	28	32.39			
	2	61	10	50	1		61	8	8	60	60		3	49	31.48			
	3	9		9			9	6	6	9	9		3	8	31.25			
	4	82	18	63		1	81			81	81	1	4	62	29.38	1		
	5	88	12	76			88	25	24	88	88	2	5	74	27.63	1		
	6	139	23	116			139	24	24	139	139			115	31.52	1		
	7	154	16	138			154			154	154			138	40.97	1		
	8	101	3	98			101	1	1	101	100			97	30.75			
	9	72	8	64			71			72	70		3	62	31.33	2		
	10	57	4	53			56	24	24	57	56		1	52	28.23			
	11	125	10	114		1	122	38	38	124	124	1		113	30.90	3	31.66	
	12	77	5	72			77	17	17	77	77		3	72	23.30	1		
	13	114	11	102		1	114	27	27	113	113		1	100	26.73	1		
14	36	2	34			36	6	6	35	36		1	34	22.23	1			
15	58	3	54		1	57	2		57	57		1	53	32.56				
16	96	5	90		1	94	34	6	96	94		6	89	30.43				
18	113	9	104			112	24	22	113	111		12	102	34.92	1			
19	124	12	112			124	5	2	124	124		1	102	37.99	1			
20	121	21	99		1	121	26	6	120	120	10	1	98	43.76	4	85.00		
17	2	107	17	90			107	26		107	107	7		88	40.64			
	3	24	3	21			24	8		24	24			21	40.52			
	5	118		118			118			118	118			117	44.34			
	6	86	13	70		3	86	32		83	83	11		69	39.55	2		
	7	80	18	62			80			80	79			69	37.90	3	51.66	
	8	70	5	64		1	70			69	69	3		63	31.14			

<sup>1</sup>For renter - occupied dwelling units and vacant nonseasonal not dilapidated units, for rent.  
<sup>2</sup>For owner - occupied dwelling units and vacant nonseasonal not dilapidated units, for sale only.

Table 3.—CHARACTERISTICS OF HOUSING FOR CENSUS TRACTS, BY BLOCKS: 1950—Con.

Census tract	Block	All dwelling units by occupancy and tenure					All dwelling units by condition and plumbing facilities			Occupied dwelling units			Contract monthly rent <sup>1</sup>		Value <sup>2</sup> of one-dwelling-unit structures		
		Total	Owner occupied	Renter occupied	Vacant non-seasonal not dilap., for rent or sale	Other vacant and non-resident	Number reporting	No private bath or dilap.	No running water or dilap.	Total	Persons per room		Occupied by non-white	Number reporting	Average monthly rent (dollars)	Number reporting	Average value (dollars)
											Number reporting	1.51 or more					
17	9	71	6	64	1				70	70	5	1	64	4 0.87			
18	2	59		58		1			58	55	3		54	5 0.01			
	3	58	2	55			1	1	58	58	1.8		55	4 6.43	1		
	4	61		50		11			50	50			49	4 1.34			
	6	44		35		1			35	35	1		41	2 6.73			
	7	163	1	153	8				161	161	1.5		159	4 2.37			
	8	70		65	2				157	155	3.7	3	151	3 7.45	1		
	9	85		84		1			69	69	1.2		61	3 8.54			
	10	85		84					85	84	1.4		81	4 2.13			
	11	69		64				2	69	68	1.0	1	63	3 8.53	2		
	12	85	2	83					85	85	3		81	4 6.77			
	19	1	7		6					7	7			6	4 9.16		
		2	102	15	84	3			99	98	2		83	4 2.43			
3		27	1	22	2	2		23	23	1.6	6	22	2 4.13				
5		25		12	1			24	23	1.7		22	3 7.91				
8		490	7	449	3	2		483	456	4.5	3.8	1.6	434	6 0.32	1		
9		65	1	64				64	63	6.4	2	1.1	62	1 9.56			
12		8		7		1		8	7	1.5			6	5 4.50			
13		50	1	47		1		49	46	7		2	47	3 3.36			
14		30		28		1		28	26	1			25	4 8.16			
15		2							2	2	1		2	2 1.75			
16		20		20				19	20	9	1		20	5 8.22			
18		28		28				27	28	13	1		28	3 7.03			
19		28		28				27	28	5	7		28	4 2.60			
20		6	2	6	2	1		6	6	3	4		6	4 4.81			
21		12	1	10		1		11	11	3			10	2 0.00			
22		8		8				8	8	1			7	2 7.00	1		
23		1		1				1	1	1			1	3 7.42			
24		1		1				1	1	1			1	2 7.00			
25	1		1				1	1	1			1	3 7.42				
26	50		50				50	50	2	2		49	3 0.89				
27	15		15				15	15	4	4		15	1 3.93				
28	2						2	2	4			2	1 3.93				
20	1	19	6	13			19	19	19	19			12	4 3.08			
	2	24	11	13			24	24	24	24			13	4 2.07			
	3	24	13	11			24	24	24	24			10	4 0.30	1		
	4	29	11	18			29	29	29	29			17	4 2.64	3	10.666	
	5	19	6	13			19	19	19	19			13	3 7.15	1		
	6	34	13	21			33	34	34	34			21	4 8.14	1		
	7	26	12	14			26	26	26	26			13	4 8.23	2		
	8	34	28	6			34	34	34	34			6	4 2.66	20	11.225	
	9	60	48	12			59	60	59	60	2	2	11	4 9.72	34	11.632	
	10	24	16	8			24	24	24	24			8	4 1.25	9	9.133	
	11	36	21	15			36	36	36	36	2		18	2 9.41	10	8.000	
	12	90	29	59	2		90	88	88	88	4	3	61	3 3.90	5	10.000	
	13	28	16	11	1		28	27	27	27			12	4 6.33	8	11.500	
	14	23	10	13			23	23	23	23			12	4 1.58	5	12.400	
	15	18	8	8			18	16	16	16	1	1	8	4 1.62	3	11.333	
	16	16	8	8			16	16	16	16			8	4 6.75	2		
	17	18	12	6			18	18	18	18			6	4 5.66	6	12.166	
	18	17	5	12			17	17	17	17			12	4 5.58			
	19	1					1	1	1	1							
	20	30	20	10			30	30	30	30	30	1		10	4 0.00	15	13.033
	21	56	19	37			55	56	55	56	3		36	3 5.36	3	10.333	
	22	82	24	57	1		82	81	81	81			58	3 6.56	4	9.250	
	23	28	7	21			28	28	28	28	1	1	21	3 5.19			
	24	32	8	24			32	32	32	32	3		24	4 0.00			
	25	21	7	14			21	21	21	21			14	3 9.42	4	8.275	
	26	27	9	17			27	26	26	26			16	3 8.56	5	11.000	
	27	24	12	12			24	24	24	24			12	4 5.66	6	12.666	
	28	17	9	8			17	17	17	17			8	4 5.87	3	14.000	
	29	4	3	1			4	4	4	4			1		1		
	30	32	16	16			32	32	32	32	4	4	16	3 5.62	12	9.708	
	31	28	9	19			28	28	28	28			19	3 9.94	4	10.875	
	32	26	12	14			26	26	26	26	1		14	4 4.78	9	11.666	
33	20	18	2			20	20	20	20			2		18	15.361		
34	7	6	1			7	7	7	7			1		5	12.700		
35	10	9	1			10	10	10	10			1		9	15.488		
36	17	15	2			17	17	17	17	1	1	2		15	13.833		
37	7	6	1			7	7	7	7			1		5	12.600		
38	30	25	4			30	29	29	29			4	4 8.00	23	12.308		
39	22	19	2	1	1	22	21	21	21			2		17	13.735		
40	21	20	1			21	21	21	21			1		19	14.000		
41	25	22	3			25	25	25	25			3	5 8.33	19	11.989		
42	37	34	3			37	37	37	37			1		34	10.397		
43	32	30	2			32	32	32	32			1		29	11.224		
44	25	21	4			25	25	24	24			4	3 2.50	18	12.333		
45	31	27	4			31	31	31	31			4	5 0.75	26	12.011		

<sup>1</sup>For renter - occupied dwelling units and vacant nonseasonal not dilapidated units, for rent.  
<sup>2</sup>For owner - occupied dwelling units and vacant nonseasonal not dilapidated units, for sale only.

HOUSING—BLOCK STATISTICS

Table 3.—CHARACTERISTICS OF HOUSING FOR CENSUS TRACTS, BY BLOCKS: 1950—Con.

Census tract	Block	All dwelling units by occupancy and tenure					All dwelling units by condition and plumbing facilities			Occupied dwelling units			Contract monthly rent <sup>1</sup>		Value <sup>2</sup> of one-dwelling-unit structures		
		Total	Owner occupied	Renter occupied	Vacant non-seasonal not dilap., for rent or sale	Other vacant and non-resident	Number reporting	No private bath or dilap.	No running water or dilap.	Total	Persons per room		Number reporting	Average monthly rent (dollars)	Number reporting	Average value (dollars)	
											Number reporting	1.51 or more					Occupied by non-white
21	1	102	24	73	3	2	102	1	6	97	97	3	76	3 82.21	2		
	2	67	15	52			67	6	6	67	67		52	3 35.59	1		
	3	134	42	92			132			134	132	1	88	4 01.14	5	9 600	
	4	149	53	96			149	2	2	149	149		95	3 42.66	18	10 894	
	5	92	29	62		1	92			91	91	2	62	3 65.1	14	8 107	
	6	70	31	37		2	68	3	1	68	68		35	3 42.22	18	8 388	
	7	98	33	65			98	6	5	98	98	1	64	3 73.4	5	9 200	
	8	128	38	90			128			128	128	3	90	3 63.0	20	10 125	
	9	67	27	39		1	67			66	66		39	4 19.4	6	10 500	
	11	123	41	81		1	123			122	122	3	80	3 39.2	17	8 411	
	12	97	30	67			97	2	1	97	97		67	4 09.4	11	11 545	
	13	29	7	22			29	1	1	29	29		21	3 59.5	1		
	14	53	14	39			53			53	53	1	39	3 27.4	4	7 250	
	15	33	18	14		1	33			32	32		14	4 15.0	9	12 222	
	16	89	27	62			89			89	88	1	61	4 46.5	11	10 818	
	17	77	28	49			77	2		77	77		47	3 74.8	6	10 250	
	18	115	22	93			115	2	1	115	115	5	91	3 30.1	1		
	19	111	26	85			111			111	110	3	84	3 47.3	1		
	20	36	15	21			36	1		36	36		19	3 42.1	2		
	21	39	16	22		1	39			38	38		22	3 24.5	2		
	22	48	15	33			48			48	48	1	33	3 60.3	2		
23	86	30	56			86			86	86	1	53	4 37.5	5	10 300		
22	7	279	50	224		5	278	44	16	274	273	3	211	3 65.4	14	9 928	
	9	1					1			1							
	26	181	22	150	1	30	181			150	150	9	149	4 00.2			
	30	90		65	1	2	90			87	86	1	64	3 77.3	2		
	31	56	19	37			56			56	56	2	36	4 08.3	15	10 733	
	32	77	30	47			77			77	76		46	4 15.4	24	11 745	
	33	59	33	26		1	59			59	59		26	4 08.8	19	11 342	
	34	41	14	28			41	7	7	40	40		26	3 66.5	9	12 000	
	35	50	27	23			50			50	50		21	5 28.5	12	13 500	
	36	12	8	4			12			12	12		3	4 33.3			
	37	11	5	6			11			11	11		6	5 15.0			
	23	1	84	24	60			84	5	5	84	84	1	56	3 40.8	9	8 877
		2	68	15	53		1	68			67	67	1	50	4 38.0	1	
		3	119	36	83		1	119	1	1	118	118	2	81	4 92.9	1	
4		47	28	19			47			47	47		19	4 72.1	11	11 136	
5		52	39	13			52	1	1	52	50		13	4 60.0	26	12 369	
6		77	29	48			77	1	1	77	77		46	4 17.3	16	12 718	
7		96	21	74		1	96			95	94		68	3 98.5	4	12 625	
8		117	24	91		1	117			115	114	2	92	3 70.2	4		
9		73	17	56			73			73	73	1	55	4 44.1	1		
10		76	11	65			76	3		76	76		65	4 10.7	1		
11		51	27	24			51		2	51	49	1	23	5 25.2			
12		33	13	20			33	2	2	33	32		19	4 93.1			
13		65	30	34		1	65			64	60	1	33	5 86.6	6	12 416	
14		47	26	21			47			47	45		20	5 16.0	3	13 666	
15		36	14	22			36			36	35		22	4 39.5			
16		34	16	18			34			34	34	1	17	4 72.9			
17		53	30	23			53	1		53	52		22	5 45.4	14	13 000	
18		24	13	11			24	2		24	24		11	5 69.0	6	13 333	
19		32	17	15			32			32	31		15	5 43.3	8	15 250	
20		32	27	5			32			32	32		5	4 28.0	20	13 400	
22	43	22	21			43			43	43		20	5 16.0	10	13 300		
23	23	15	8			23			23	23		8	6 10.0	10	14 900		
24	39	17	21		1	39			38	38		22	5 88.1	5	12 400		
25	35	15	20			35			35	35		18	4 42.7	6	11 833		
26	69	31	37		1	69		2	68	68		37	4 76.7	9	14 111		
27	45	25	20			45		1	45	45	1	20	5 39.0	8	15 562		
28	20	15	5			20		1	20	20		5	5 66.0	12	15 750		
29	30	15	15			30			30	30	1	14	5 19.2	9	15 388		
30	33	24	9			33		1	33	33		9	5 73.3	14	13 821		
24	1	148	32	115			148	11	2	147	146	4	109	4 33.2	6	7 966	
	2	66	24	41		1	66			65	65		41	4 02.6			
	3	116	31	83		2	114	11		114	114	4	82	4 63.6	9	10 888	
	4	169	25	141		3	169	25		166	166	2	136	5 61.1	11	10 545	
	5	138	38	99		1	134			137	137	7	99	4 42.6	10	13 650	
	6	10		10			10			10	10		7	5 45.7			
	7	127	15	112			125		2	127	127	8	109	4 74.7	1		
	8	158	10	148			158	2	2	158	158		148	4 15.4	1		
	9	131	21	110			126	2	2	131	129	2	107	4 22.5	1		
	10	205	37	162		5	205	7	1	199	199	6	166	3 32.3	4	7 250	
11	124	21	102			124	16		123	123	2	99	3 20.6	5	10 800		
12	79	21	57		1	79			78	78		57	3 43.8	3	11 333		
13	95	24	70			95			94	94		69	5 17.1	11	10 227		
14	72	24	48			72			72	72	1	48	4 17.7	2			
15	55	24	31			55			55	55		31	3 66.4	7	9 428		
25	1	97	4	93			96	18	15	97	97	1	91	4 55.4	1		

<sup>1</sup>For renter - occupied dwelling units and vacant nonseasonal not dilapidated units, for rent.

<sup>2</sup>For owner - occupied dwelling units and vacant nonseasonal not dilapidated units, for sale only.

Table 3.—CHARACTERISTICS OF HOUSING FOR CENSUS TRACTS, BY BLOCKS: 1950—Con.

Census tract	Block	All dwelling units by occupancy and tenure					All dwelling units by condition and plumbing facilities			Occupied dwelling units				Contract monthly rent <sup>1</sup>		Value <sup>2</sup> of one-dwelling-unit structures	
		Total	Owner occupied	Renter occupied	Vacant non-seasonal not dilap., for rent or sale	Other vacant and non-resident	Number reporting	No private bath or dilap.	No running water or dilap.	Total	Persons per room		Occupied by non-white	Number reporting	Average monthly rent (dollars)	Number reporting	Average value (dollars)
											Number reporting	1.51 or more					
25	2	125	10	114	1	124	30	21	124	124	6	2	115	29.83	2		
	3	174	12	161	1	174	30		173	173	8	6	155	33.86			
	4	142	7	132		142	33	20	139	139	6	6	132	26.38			
	5	82	3	78		78	4	3	81	81	4	4	78	25.07			
	6	154	8	138		152	22	2	146	145	20	4	136	27.72	1		
	7	172	15	156	1	172	17	9	171	171	5	5	151	25.68			
	8	41	14	27		41	4		41	39			26	39.15	2		
	9	44	3	41		44	11		44	44	1		41	27.75			
	10	160	31	129		160	5		160	158	4		128	30.15			
	11	175	26	149		173	17	3	175	173	2		146	31.28			
	12	55	12	43		55			55	55			42	35.80			
	13	159	13	46		58			59	58			46	37.93			
	14	102	34	68		100	7		102	101	6		68	36.82	5	9,400	
	26	1	143	28	115		139	36	2	143	143	10		113	37.45	5	7,260
4		126	15	111		125	7	2	126	125			110	31.13			
5		150	11	137	2	149	1	1	148	147	5	1	135	30.40			
6		152	8	143		152			151	149	13		137	33.21			
9		137	12	118	2	136	4		135	135	11		120	32.95			
10		110	12	97	1	110			109	109	2		97	28.26			
11		289	34	254		286	1	1	288	287	4		250	30.09	1		
27		2	6		6		6			6	5			6	37.33	1	
		3	68	19	49		68	1	1	68	67	1		46	35.95		
		4	84	19	65		83	3	2	84	84	2		65	30.76		
		5	54	2	52		54	3		54	54	3		51	29.39		
	6	107	2	100		106	12		107	106	4		98	38.12			
	7	116	24	92		115	2		116	116	4		91	29.49			
	8	152	4	147		152	2	1	151	150	3		144	30.81	1		
	9	117	2	94		117	2	1	115	115	1		91	29.96			
	10	157	36	121		157	7		157	157	4		121	31.49			
	11	92	2	90		90	10		92	91	3		88	25.67			
	12	46	9	37		45	4		46	46	1		35	26.14			
	13	43	2	41		42	3		43	43			41	27.41			
	28	1	25	5	20		25			25	24		1	18	72.11	4	36,250
2		17	12	4	1	17			16	16			4	181.25	12	21,000	
3		148	28	119		144	71	2	147	147	27		116	49.19	10	12,600	
4		421	55	397	6	416	18		412	406	9	1	394	71.75	5	11,000	
5		103	5	88		101	21		103	101	10		86	47.83	10	12,900	
6		62	1	49		61			62	62	1		48	57.70	9	15,400	
7		118	12	105	1	118	17		117	115	7	1	104	64.46	9	20,555	
8		76	17	58		76			75	75	2		58	58.01	12	33,500	
9		146	15	130		145	9	8	145	143	1		127	77.96	6	18,750	
10		25	9	15	1	25			24	23	1		14	59.42	3	21,666	
11		187	16	168		187	16	1	184	184	5		165	50.47	5	12,900	
12		240	30	205	3	238	59	5	235	233	17		206	51.94	3	14,333	
13		180	19	158	3	179	64	5	177	176	12		153	47.22	3	12,333	
14		62	2	60		62	57	57	62	62	1		60	19.63			
16		10	6	4		10			10	10			4	75.00	6	9,750	
17		42	8	34		41			42	42			33	42.42	2		
18		17	2	15		17	1		17	17			14	28.21	1		
19		119	20	97	2	116	8		117	115	7		95	35.05	3	6,500	
20		79	15	62		77	24	24	77	77	3		61	26.68	3		
22		33	5	28		33	8	8	33	33	4		28	32.85	6	7,583	
23		12	1	11		12			12	12			11	57.54			
29		2	45	4	37	2	43	3	1	41	39	3		34	94.73		
		3	152	5	135	11	152	91		140	140	26		140	55.90	2	
	4	12	1	11		12			12	12			11	34.54			
	5	50	3	46		50	12	3	49	49	1		44	28.18			
	6	44	2	42		44	22	15	44	44	3	1	42	27.38	1		
	8	189	2	180	7	189	73	3	182	182	17		186	41.89			
	9	10		10		10	7		10	10	3		8	30.50			
	10	17	4	13		17	3	3	17	17	1	1	13	28.46	1		
	11	32	1	27		32	18	18	28	28	2		27	26.55			
	30	1	2				2			2	2			2	52.19	1	10,545
		2	225	19	199	2	218	83		218	217	23		199	50.82	1	13,285
3		250	18	228		246	83		246	242	20		221	50.82	7	19,250	
4		204	19	183		203	29		202	202	12		176	50.67	8	14,400	
5		235	27	208		232	111	3	235	233	31		200	51.04	5		
6		177	5	167	1	174	48		172	171	6		166	57.96	1		
31	1	151	37	112	1	151	23	1	149	149	2	2	110	42.59	2		
	2	63	15	48		63	22		63	63	8	1	46	41.95			
	3	123	33	90		122	7		123	123	2		87	44.48	10	11,750	
	4	111	14	96		111	10	1	110	110	1		95	51.00	3	10,000	
	6	85	16	65	4	85	16	1	81	81	2		67	51.62	4	9,750	

<sup>1</sup>For renter - occupied dwelling units and vacant nonseasonal not dilapidated units, for rent.  
<sup>2</sup>For owner - occupied dwelling units and vacant nonseasonal not dilapidated units, for sale only.

HOUSING—BLOCK STATISTICS

Table 3.—CHARACTERISTICS OF HOUSING FOR CENSUS TRACTS, BY BLOCKS: 1950—Con.

Census tract	Block	All dwelling units by occupancy and tenure					All dwelling units by condition and plumbing facilities			Occupied dwelling units			Contract monthly rent <sup>1</sup>		Value <sup>2</sup> of one-dwelling-unit structures		
		Total	Owner occupied	Renter occupied	Vacant non-seasonal not dilap., for rent or sale	Other vacant and non-resident	Number reporting	No private bath or dilap.	No running water or dilap.	Total	Persons per room		Occupied by non-white	Number reporting	Average monthly rent (dollars)	Number reporting	Average value (dollars)
											Number reporting	1.51 or more					
31	7	117	26	90					116	116	5		90	4 61.1	3	8 666	
	8	137	13	124		1			137	129	4		121	6 56.6	3	10 500	
	9	85	17	68					85	84	6		66	5 400	5	12 800	
	10	80	13	66	1				79	76	2		66	5 41.0	6	15 333	
	11	183	27	156					183	183	11		155	5 12.1	12	11 333	
	12	279	12	259	2	6		1	271	271	40		258	5 39.1	2		
	13	11	1	10					11	11			10	6 17.0			
	14																
	32	1	158	35	123					158	158			123	3 36.1	2	
		2	151	35	116					151	149			112	3 46.5	1	
		3	149	33	116					149	148	1		115	4 09.4	2	
		4	51	17	34					51	51			33	4 12.1	1	
		5	88	60	28	1	1			88	87	2		59	4 56.4	6	12 833
		6	88	35	49					84	83	1	3	49	4 38.1	5	13 000
33	1	40	33	3	1	3			36	36					30	33 616	
	2	22	22	1					23	22					19	28 200	
	3	33	33		1				33	33					33	24 845	
	4	33	18	5					23	23					13	36 100	
	5	21	21			3		1	213	213			209	9 21.9	1		
	6	15	14	1					15	15					12	28 333	
34	2	169	60	109					169	164	2		105	4 87.6	11	10 909	
	3	101	55	46	1	1			101	101	1		76	4 08.1	2		
	4	100	25	75					98	98			73	3 80.8	7	11 142	
	5	123	28	95	1			3	122	121	2		92	3 92.3	5	12 600	
	6	33	9	24					33	33			24	4 03.7	1		
	7	37	11	26					37	37			24	5 26.6			
	8	36	14	22					36	36			21	3 68.5			
	9	45	20	25					45	45			25	4 10.0			
	10	55	28	27					55	55	1		27	4 12.5	1		
	11	83	36	46	1				82	81	1	2	43	4 68.3	1		
	12																
	13	41	10	30	1				40	40			30	3 60.6	2		
	14	132	12	120					132	131	2		118	3 57.9	4	7 175	
	15	155	30	125					155	154	5		123	3 51.8	1		
16	95	38	55		2			93	92	2		55	4 14.5	1			
17	30	6	24					30	30	1		23	3 84.3	5	6 500		
35	1	23	21	2					23	23			2		18	9 277	
	2	22	19	3					22	22			3		14	11 342	
	3	12	4	8					12	12			4		3	14 500	
	4	14	14		406	1			14	14			1		14	12 742	
	5	40	33	7					40	40			6	6 08.3	30	12 233	
	6	35	28	7					35	35			7	4 34.2	19	10 368	
	7	23	21	2					23	22			1		18	9 222	
	8	35	33	2		1			35	35	2		2		32	9 643	
	9	22	10	12					22	22			12	5 03.3	3	12 666	
	10	53	36	17					53	53			17	4 25.2	22	12 204	
	11																
	12	25	23	2					25	25	1		2		22	11 409	
	13	1															
	14	17	14	3					17	17							
	15	9	8	1					9	9							
	16	13	13						13	13							
	17	9	6	3					9	9							
	18	8	6	2					8	8							
	19	37	25	12		1			37	37							
	20	17	5	12					17	17							
	21	2							2	2							
	22	29	29						29	29	1			29	4 02.4	3	10 166
	23	22	22						22	22							
	24	43	43					1	43	41	3			22	3 95.9		
	25	18	5	13					18	18				42	4 10.4		
	26	14	1	13					14	14				13	4 17.6	2	
	27	43	27	15	1				43	42				13	4 07.6	1	
	28	26	26						26	26				16	5 10.6	16	13 562
	29	34	32	2					34	34				2		26	11 961
	30	38	36	2					38	37				2		31	14 000
	31	11	10	1					11	11				1		33	12 693
	32	20	20						20	20						20	13 055
33																	
34	20	20						20	20						19	13 736	
35	11	11						11	11						11	14 136	
36	7	7						7	7						7	13 571	
37	24	23	1					24	24						22	14 431	
38	20	14	6					20	20						9	13 500	
39	21	16	5					21	21				1		11	13 045	
40	14	5	9					14	14				5	5 06.0	11	11 409	
41	25	13	12					25	25				5	5 07.5	7	13 071	
42	17	16	1				1	17	17				12	5 07.5	15	12 766	
43	20	12	8					20	20				7	5 60.0	9	13 333	
44																	
45	34	14	19	1				33	33				19	4 43.1	8	12 375	
46	20	11	9					20	20	1			18	5 17.7	4	15 750	
	34							34	34	1			33	4 08.1			

<sup>1</sup>For renter - occupied dwelling units and vacant nonseasonal not dilapidated units, for rent.  
<sup>2</sup>For owner - occupied dwelling units and vacant nonseasonal not dilapidated units, for sale only.

Table 3.—CHARACTERISTICS OF HOUSING FOR CENSUS TRACTS, BY BLOCKS: 1950—Con.

Census tract	Block	All dwelling units by occupancy and tenure					All dwelling units by condition and plumbing facilities			Occupied dwelling units			Contract monthly rent <sup>1</sup>		Value <sup>2</sup> of one-dwelling-unit structures		
		Total	Owner occupied	Renter occupied	Vacant non-seasonal not dilap., for rent or sale	Other vacant and non-resident	Number reporting	No private bath or dilap.	No running water or dilap.	Total	Persons per room		Occupied by non-white	Number reporting	Average monthly rent (dollars)	Number reporting	Average value (dollars)
											Number reporting	1.51 or more					
35	47	40		40					40	40	3		40	40.67			
	48	26	21	5		40			26	25	1		5	40.80	19	12,052	
	49	23	20	3	1	26			23	22	1		1		21	10,880	
	50	27	22	5		27			26	26			4	44.75	17	13,358	
	51	40	23	17		40			40	40			16	45.12	6	16,500	
	52	43	28	15		43	2	2	43	43			13	53.61	18	14,166	
	53	26	24	2	1	26			25	25			1		24	13,770	
	54	22	22			22			22	22					20	14,575	
	55	12	11	1		12			12	12					10	14,150	
	56	19	17	2		19			19	19				2	17	13,352	
	57	34	30	4	1	33			33	33			3	55.66	24	13,729	
	58	18	8	10		18			18	18			10	48.50	2		
	59	34	26	8		34			34	34	1		8	50.50	20	10,500	
	60	16	10	6		16			16	16			6	68.50	3	18,000	
	64	11	11			11			11	11					8	14,062	
	65	16	11	5		16			15	15			4	48.25	9	14,022	
	67	50	24	26		50			50	50			26	53.50	1		
	68	28	25	3	1	28			27	27			3	69.66	21	18,676	
	69	46	24	22		46			46	46			22	47.95	6	13,583	
	70	28	16	12		28			28	28			10	51.10	6	13,416	
	71	9	8	1		9			9	9			1		7	13,642	
	72	15	15			15			15	15					13	16,346	
	73	5	5			5			5	5					5	19,600	
	75	31	17	14		31			31	31			14	49.78	4	12,250	
	76	59	31	28		58	2		58	57			23	50.52	5	8,260	
	77	9	7	2		9			9	9			2		6	19,433	
	78	26	17	9		25			26	25			8	58.62	10	17,600	
	79	55	30	25		55			55	55			25	59.80	2		
	80	17	15	2		17			17	17			2		9	14,222	
	83	4	3	1		4			4	4			2		3	16,500	
	84	53	28	25		53			53	52			24	59.54	4	12,250	
	85	24	17	7		24	1	1	24	24			6	53.66	14	15,750	
	86	56	52	4		55			55	54			3	89.00	50	17,700	
	87	64	36	28		63	3	3	64	63			25	53.84	18	17,777	
	88	62	29	33		62			62	61			32	59.12	5	15,600	
89	2	2			2			2	2								
93	62	31	31	1	62			60	60			29	56.31	9	16,000		
94	89	51	38		88			89	89			37	48.08	7	13,357		
95	5	2	3		5			5	5			2		2			
97	59	36	23		59			59	58			20	50.70	15	15,766		
98	69	39	30		69	1	1	69	69			29	52.93	17	20,852		
100	27	16	10		27			26	25	1		9	59.55	8	11,625		
101	25	17	8		24			25	24			8	57.12	12	25,250		
102	14	10	4		14			14	14			3	60.00	6	26,333		
103	14	9	5		11			14	11			2		6	45,000		
36	1	29	3	26		29			29	29	1		26	31.92			
	2	29	9	20	1	29			28	28			20	40.90			
	3	67	10	57	1	66			66	65			56	36.39	1		
	4	63	16	47		63	2		61	61			45	37.73			
	5	98	35	63		98	4		98	98			60	46.33	3	14,000	
	6	115	38	77		114	1		114	114			75	42.94	3	13,000	
	7	90	23	67		89			90	89			65	31.11			
	8	49	15	34		49	1		49	49			44	40.35			
	9	149	13	136	7	145	2	1	134	134	40		124	40.85	4		
	37	1	8	7	1		8			8	8			1		5	25,700
2		80	18	62		80			80	80					7	25,000	
3		70	38	32		70	3	2	69	68			31	57.38	18	26,388	
4		42	27	15		42			42	42			14	52.64	22	15,477	
5		90	12	78		90	59		88	88			82	63.76	20	17,745	
6		27	14	13	2	26			26	25			10	97.40	8	23,714	
7		27	22	5		27			27	27			8	151.25	8	15,125	
8		126	32	94		126	17		124	124			101	60.30	11	12,863	
9		40	32	8		40			39	38			5	62.60	29	14,241	
10		41	25	16	1	41			40	40			14	57.00	24	14,666	
11		183	16	166	1	182			182	181			164	53.75	4	15,250	
12		34	19	15		34	2		34	34			19	45.78	7	10,714	
13		55	9	46		53			55	53			42	48.54	3	11,333	
14		37	15	22		37			37	36			21	52.90	4	13,250	
15		32	11	21		32	5		32	32			21	60.52	4	10,750	
16	146	7	138	4	146	19	1	142	141			135	52.98				
17	96	6	90		95			96	95			88	58.10	1			
18	226	1	225	1	225			225	221			217	49.46				
19	342	23	319	3	339	1	1	336	334			309	44.62				
20	33	9	24		33			33	33			24	42.79				
21	71	11	59		71			70	70			59	44.44	5	11,800		
38	1	21	8	11		21	4	2	19	18			9	41.11	1		
	2	88	19	69		88	12	12	88	88			65	31.78	7	7,900	
	3	53	10	42		52			52	51			40	39.30	1		
	4	104	26	77		104	14	12	103	103			75	32.96	4	8,500	
	5	58	10	48		57	2	2	58	57			47	33.38	3	14,000	

<sup>1</sup>For renter - occupied dwelling units and vacant nonseasonal not dilapidated units, for rent.  
<sup>2</sup>For owner - occupied dwelling units and vacant nonseasonal not dilapidated units, for sale only.

HOUSING—BLOCK STATISTICS

Table 3.—CHARACTERISTICS OF HOUSING FOR CENSUS TRACTS, BY BLOCKS: 1950—Con.

Census tract	Block	All dwelling units by occupancy and tenure					All dwelling units by condition and plumbing facilities			Occupied dwelling units			Contract monthly rent <sup>1</sup>		Value <sup>2</sup> of one-dwelling-unit structures		
		Total	Owner occupied	Renter occupied	Vacant non-seasonal not dilap., for rent or sale	Other vacant and non-resident	Number reporting	No private bath or dilap.	No running water or dilap.	Total	Persons per room		Number reporting	Average monthly rent (dollars)	Number reporting	Average value (dollars)	
											Number reporting	1.51 or more					Occupied by non-white
38	6	114	31	83					114	114							
	7	54	10	44					54	54	1	1	82	307.4	7	9,571	
	8	76	23	52					76	74	1	2	43	329.7	2		
	9	74	9	65	1				75	74	3	3	51	311.1	6	10,666	
	10	101	25	74					74	73	1	1	63	324.7	1		
	11	99	33	64		1	2		99	97			73	384.1	7	7,571	
	12	102	29	71	1	2	2	2	97	97			63	386.9	9	9,055	
	13	103	33	66	2	3	3	1	100	99			68	372.9	4	7,750	
									99	98	3		69	392.1	12	7,750	
	39	2	31	23	7					30	30						
		3	41	34	7		1			41	41		1	4	65.00	20	26,450
		4	103	39	62	1	1		27	102	101	5	1	3	78.33	27	17,555
		5	66	25	36				18	61	61	4		60	545.6	15	15,366
6		27	15	12					27	27			36	618.6	6	14,833	
7		17	17						17	17			10	64.90	10	16,400	
8		17	13	4		1			17	17			17	181.76	17	18,176	
9		11	11						11	11			46	53.45	12	17,750	
10		14	11	3		1			13	13	1		3	80.00	11	18,409	
11		19	17	2					19	19			3	151.53	13	15,153	
12		20	17	3					20	20			16	47.18	6	16,833	
13		24	24						24	24							
14		24	23	1		1			24	24	1		5	52.40	7	12,357	
15		27	26	1					27	27	1		5	58.42	20	14,175	
16		33	33						33	33							
17		33	27	6		1			33	33							
18		33	15	19					33	34	1	1	19	48.50	16	13,687	
19		33	12	21					33	34			8	72.25	17	14,558	
20		33	12	21					33	34			8	57.94	11	13,727	
21		33	12	21					33	34			8	54.62	10	14,010	
22		33	12	21					33	34			8	66.57	15	14,733	
23		33	12	21					33	34			8	49.12	3	16,000	
24		33	12	21					33	34			8	43.19	4	13,750	
25	33	12	21					33	34			8	39.69	2			
26	33	12	21					33	34			8	43.26	4	9,450		
27	33	12	21					33	34			8	44.08	14	9,300		
28	33	12	21					33	34			8	37.52	7	7,571		
29	33	12	21					33	34			8	42.15	3	11,333		
30	33	12	21					33	34			8	29.96	3	7,000		
40	1	14	16	24					40	40							
	2	34	34			1			34	34			24	42.58	8	10,625	
	3	40	40						40	40			24	38.26	27	15,366	
	4	40	40						40	40			24	37.70	27	15,366	
	5	40	40						40	40			24	36.26	27	15,366	
	6	40	40						40	40			24	44.51	6	7,500	
	7	40	40						40	40			24	42.54	9	11,322	
	8	40	40						40	40			24	45.33	1		
	9	40	40						40	40			24	32.66	6	11,750	
	10	40	40						40	40	33	9	3	38.52	4	11,750	
	11	40	40						40	40	1		5	59.80	14	12,857	
	12	40	40						40	40			24	50.20	30	13,516	
	13	40	40						40	40			24	46.50	12	14,291	
	14	40	40						40	40			24	43.00	2		
	15	40	40						40	40			24	62.60	7	13,285	
	16	40	40						40	40			24	60.96	7	13,285	
	17	40	40						40	40			24	35.27			
	18	40	40						40	40			24	47.71	12	11,333	
	19	40	40						40	40			24	10.954	11	10,954	
	20	40	40						40	40			24	43.86	11	10,954	
	21	40	40						40	40			24	42.94	10	13,350	
	22	40	40						40	40			24	42.94	6	14,166	
	23	40	40						40	40			24	42.94	6	14,166	
24	40	40						40	40			24	42.94	6	14,166		
25	40	40						40	40			24	42.94	6	14,166		
26	40	40						40	40			24	42.94	6	14,166		
27	40	40						40	40			24	42.94	6	14,166		
28	40	40						40	40			24	42.94	6	14,166		
29	40	40						40	40			24	42.94	6	14,166		
30	40	40						40	40			24	42.94	6	14,166		
31	40	40						40	40			24	42.94	6	14,166		
32	40	40						40	40			24	42.94	6	14,166		
33	40	40						40	40			24	42.94	6	14,166		
34	40	40						40	40			24	42.94	6	14,166		
35	40	40						40	40			24	42.94	6	14,166		
36	40	40						40	40			24	42.94	6	14,166		
37	40	40						40	40			24	42.94	6	14,166		
38	40	40						40	40			24	42.94	6	14,166		
39	40	40						40	40			24	42.94	6	14,166		
40	40	40						40	40			24	42.94	6	14,166		
41	40	40						40	40			24	42.94	6	14,166		
42	40	40						40	40			24	42.94	6	14,166		
43	40	40						40	40			24	42.94	6	14,166		
44	40	40						40	40			24	42.94	6	14,166		
45	40	40						40	40			24	42.94	6	14,166		
46	40	40						40	40			24	42.94	6	14,166		
47	40	40						40	40			24	42.94	6	14,166		
48	40	40						40	40			24	42.94	6	14,166		
49	40	40						40	40			24	42.94	6	14,166		
50	40	40						40	40			24	42.94	6	14,166		
51	40	40						40	40			24	42.94	6	14,166		
52	40	40						40	40			24	42.94	6	14,166		
53	40	40						40	40			24	42.94	6	14,166		
54	40	40						40	40			24	42.94	6	14,166		
55	40	40						40	40			24	42.94	6	14,166		

<sup>1</sup>For renter - occupied dwelling units and vacant nonseasonal not dilapidated units, for rent.  
<sup>2</sup>For owner - occupied dwelling units and vacant nonseasonal not dilapidated units, for sale only.

Table 3.—CHARACTERISTICS OF HOUSING FOR CENSUS TRACTS, BY BLOCKS: 1950—Con.

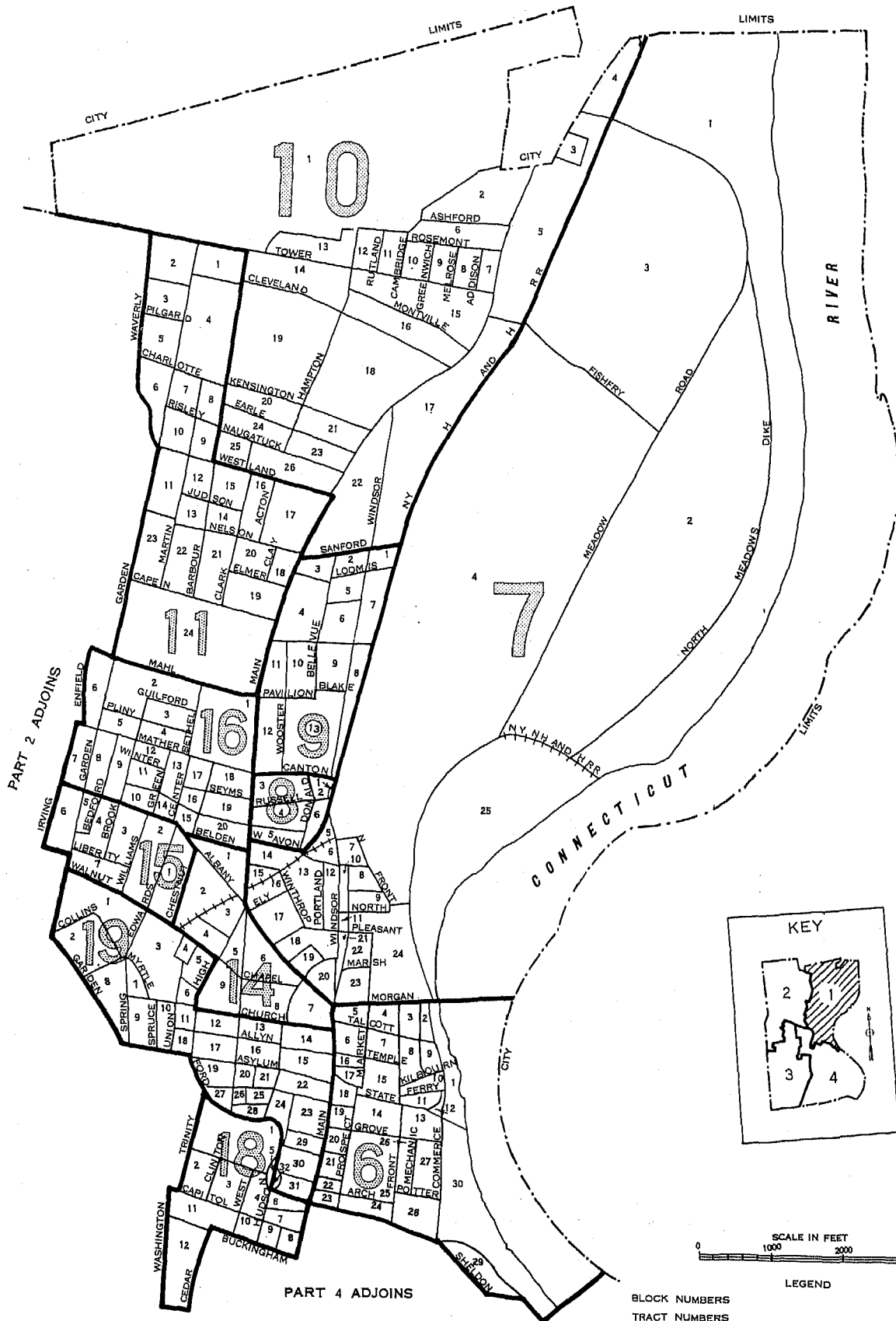
Census tract	Block	All dwelling units by occupancy and tenure					All dwelling units by condition and plumbing facilities			Occupied dwelling units			Contract monthly rent <sup>1</sup>		Value of one-dwelling-unit structures	
		Total	Owner occupied	Renter occupied	Vacant non-seasonal not dilap., for rent or sale	Other vacant and non-resident	Number reporting	No private bath or dilap.	No running water or dilap.	Total	Persons per room		Number reporting	Average monthly rent (dollars)	Number reporting	Average value (dollars)
											Number reporting	1.51 or more				
40	56	38	20	18		37			38	38		16	47.25	13	11,307	
	57	48	20	28		48			48	48		28	47.71	17	12,428	
	58	48	35	13		48			48	48		24	53.33	11	12,500	
	59	60	36	24		60			60	60		24	53.29	11	14,063	
	60	42	6	6		42			40	40		5	41.40	27	14,185	
	62	8	5	2		8			7	7		2		5	13,440	
	63	4	3			4			3	3				3	11,000	
	64	2				2										
	65	5	4			5			4	4					3	10,100
	66	23	18	3		23			21	21		3	45.00	16	13,437	
	67	39	28	11		39			39	39		10	42.40	12	11,183	
	68	10	6	4		10			10	10		3	42.33	2		
	69	31	20	11		31			31	31		11	55.63	9	10,944	
	70	28	16	12		28			28	28		11	47.09	11	10,727	
	71	24	13	11		24			24	24		11	38.54	6	11,783	
	72	4	4			4			4	4				4	11,250	
	73	7	7			7		1	7	7		1		6	11,183	
	74	7	7			7			7	7				7	12,142	
	75	4	3	1		4			4	4				3	10,833	
	76	25	18	7		25			25	25		7	41.42	17	10,911	
	77	22	16	6		22			22	22		6	52.00	11	13,681	
	78	15	12	3		15			15	15		3	44.33	8	14,750	
	79	24	22	1		24	1		23	23		1		21	13,919	
	80	31	29	2		31			31	31		2		26	16,384	
	81	9	8	1		9			9	9		1		8	16,937	
	82	20	19	1		20			20	20		1		18	17,250	
	83	11	11			11			11	11				11	15,981	
	84	11	9	2		11			11	11		2		8	15,187	
	86	17	13	4		17			17	17		4	46.75	9	13,888	
	87	17	17			17			17	17				17	11,647	
	88	21	18	2		21	1		20	20		2		18	13,111	
	89	32	31	1		32			32	32		1		28	8,125	
	90	18	12	6		18			18	18		6	44.50	9	7,722	
	91	19	18			19			18	18				18	13,133	
	92	21	17	4	1	21			21	21		4	61.25	13	10,269	
	93	32	22	10		30			32	31		10	57.90	16	12,493	
	94	9	5	2		9	2		7	7		3	36.66	4	13,625	
	95	34	30	3		33	1		33	33	1	3	52.66	29	10,968	
	96	22	15	7		22			22	22		7	41.00	10	12,850	
	97	12	12			12			12	12	1			12	11,708	
98	23	22	1		23			23	23		1		21	12,100		
99	22	18	3		22	1		21	21		2		16	12,312		
100	16	9	7		16			16	16		5	42.20	5	11,700		
101	33	25	5		33	5	2	26	26		1		24	11,366		
102	34	25	1		33	4		30	30	1	4	33.75	23	11,760		
103	13	10	3		13			13	13	1	3	36.00	9	10,500		
41	2	54	7	47		54		1	54	54	3	47	30.38	3	8,666	
	4	10	4	5	1	10		2	9	9		5	24.80	3	7,000	
	5	70	17	52		70	1		69	68	1	52	28.21	5	6,600	
	6	21	17	4		21			21	21	1	4	33.75	15	9,333	
	7	115	31	83	1	113			114	112	2	81	31.98	3	6,500	
	8	79	27	51	1	79		1	77	77	1	52	32.51	5	8,800	
	9	32	14	18	1	32			32	32		18	30.50	12	7,583	
	10	48	2	46		48		14	48	48	2	46	23.41	1		
	11	1				1										
	12	64	15	49		64			64	64	3	49	32.95	2		
	13	41	12	29		41			41	41	1	29	36.82	3	7,000	
	14	35	19	14	2	35			33	33		14	43.64	9	8,888	
	15	85	28	54	3	84			82	81		54	34.24	9	8,055	
	16	86	23	63		86			86	86	1	62	33.35	10	8,050	
	17	80	22	57	1	80		2	79	79	1	56	31.10	5	6,400	
	18	113	65	46	1	113		7	111	111	1	44	35.70	3	7,833	
	19	5	5			5			5	5				5	10,600	
	21	321	29	291	1	321			320	319	1	22	291	56.20	28	8,817
	22	39	39			39			39	39				37	8,983	
	23	30	26	4		30			30	30		4	74.75	26	10,288	
24	24	24			24			24	24				24	10,208		
25	34	28	6		34			34	34		6	39.00	25	11,500		
26	32	32			32			32	32				32	10,390		
27	32	28	4		32			32	32		4	36.25	24	10,812		
28	37	27	9	1	37			36	36		9	39.88	22	11,522		
29	12	9	3		12			12	12		3	41.00	6	13,083		
30	41	12	29		41		2	41	41	1	27	36.92	4	13,875		
31	59	19	40		59			59	59		39	36.97	2			
32	120	33	87		120			120	120	2	85	35.22	1			

<sup>1</sup>For renter - occupied dwelling units and vacant nonseasonal not dilapidated units, for rent.  
<sup>2</sup>For owner - occupied dwelling units and vacant nonseasonal not dilapidated units, for sale only.



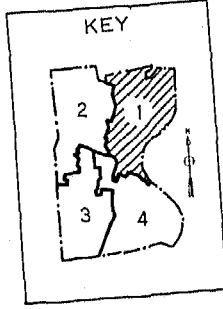
HARTFORD, CONNECTICUT, BY CENSUS TRACTS AND BLOCKS: 1950

PART 1 OF 4 PARTS



PART 2 ADJOINS

PART 4 ADJOINS

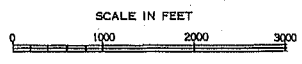
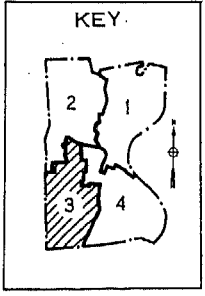
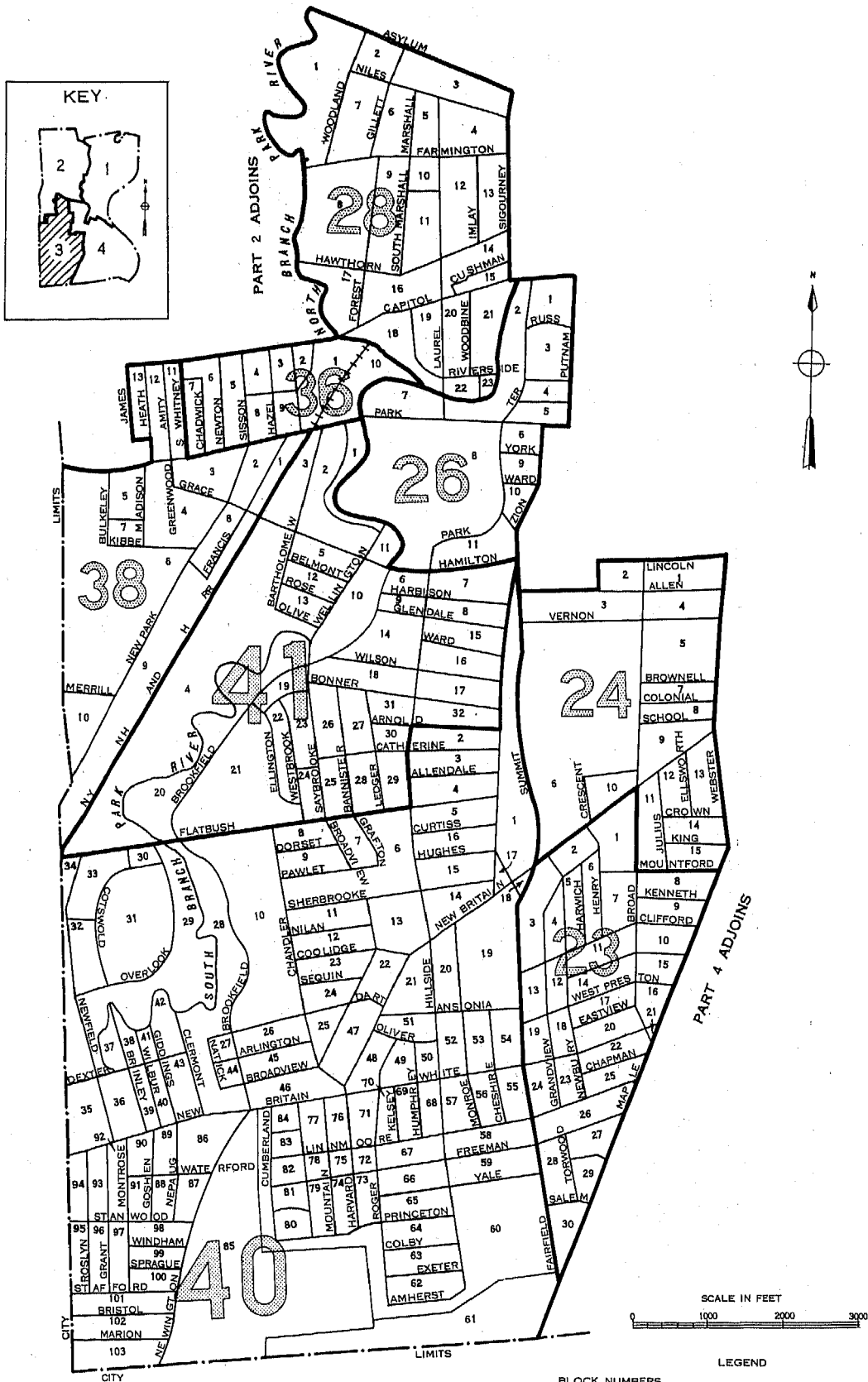


BLOCK NUMBERS  
TRACT NUMBERS  
TRACT BOUNDARIES  
U.S. DEPARTMENT OF COMMERCE, BUREAU OF THE CENSUS



# HARTFORD, CONNECTICUT, BY CENSUS TRACTS AND BLOCKS: 1950

## PART 3 OF 4 PARTS

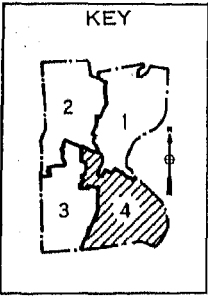
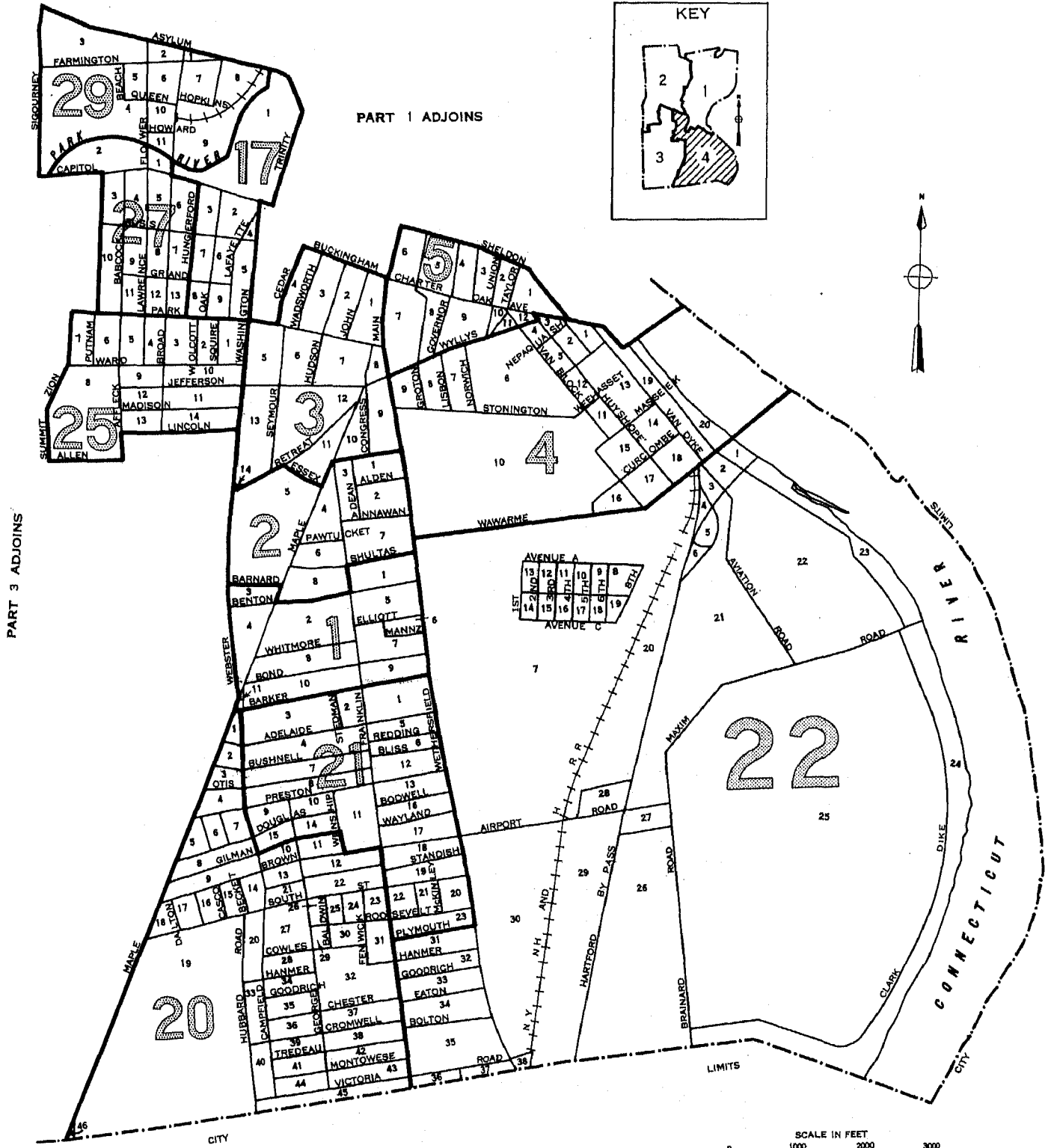


LEGEND

- BLOCK NUMBERS
- TRACT NUMBERS
- TRACT BOUNDARIES
- U.S. DEPARTMENT OF COMMERCE, BUREAU OF THE CENSUS

# HARTFORD, CONNECTICUT, BY CENSUS TRACTS AND BLOCKS: 1950

PART 4 OF 4 PARTS



LEGEND

BLOCK NUMBERS

TRACT NUMBERS

TRACT BOUNDARIES

U.S. DEPARTMENT OF COMMERCE, BUREAU OF THE CENSUS

25

2

PART 3 ADJOINS

PART 1 ADJOINS