



  
**Kawasaki**

**Z1000-E(ST)**  
For European Market



**Motorcycle  
Parts Catalog**



Klassik-Motorrad  
H. Hündhorst  
In der Hohl 20 40668 Hückelbusch (Bank)  
Telefon 02150/5395

# Z1000-E Series

## Motorcycle Parts Catalog

Model Application

---

**Z1000-E1**

---

**Z1000-E2**

---

# PARTS LIST INTRODUCTION

This parts catalog lists parts and subassemblies provided as spare parts.

When it becomes necessary to replace parts, always use KAWASAKI GENUINE PARTS which passed strict inspection which guaranties quality and performance.

## 1. COMPOSITION OF THE PART NUMBER

### 1-1 Part Number (Old Structure)

○○○○○ - ○○○ - ○○

Color Code  
Production Number  
Function Code

### (New Structure)

○○○○○ - ○○○○ - ○○

### 1-2 Standard Hardware Number

○○○ ○ ○○○○ A

ISO Code  
Size Number  
Material of Surface Treatment Code (Alphabet)  
Item Code

## 2. ABBREVIATIONS

### (1) WHEN EXH USE P/No. \_\_\_\_\_

Abbreviated from the phrase "When exhausted, use P/No. \_\_\_\_\_" which indicates that the new parts be used for replacement, but old parts in stock may be used until exhausted.

### (2) E/No. \_\_\_\_\_ and Below. E/NO. \_\_\_\_\_ and Above.

These are applied to the part requested to use only for engines having the serial number \_\_\_\_\_ and below (or above).

### (3) "AR" indicates the part is to be used "as required". It is used mainly for bulk items such as liquid gasket.

### (4) "ALT" indicates the part may be used as "alternate", if another part called for that location is not available.

(5) STD .....	Standard	T .....	Teeth	t .....	Thickness
ASSY .....	Assembly	PR .....	Ply Rating	I. D. ....	Inside Diameter
Ref. ....	Reference	Hex .....	Hexagonal	O. D. ....	Outside Diameter
L. H. ....	Left Hand	L .....	Length	AR .....	As Required
R. H. ....	Right Hand	d .....	Diameter	C. A. ....	Cut Away
ALT .....	Alternate	N. A. ....	Not Available	W .....	Width

### 3. HOW TO ORDER PARTS

Always without fail include three items exactly as listed in this Parts Catalog in your parts order.

- (1) Type and Model of motorcycle.
- (2) Color Code

Specify the color using color code and name without fail for ordering of painted parts.

Example: 51001-1018-7Y TANK, fuel Luminous Dark Red

- (3) Part Name

Part not shown disassembled in the illustrations of this Parts Catalog are not sold separately; only the complete units or next higher assemblies illustrated, are supplied as spare parts.

Please be advised to order the parts in typescript instead of hand-writing to avoid the mistake expected.

### 4. MODEL YEAR

Selection of exclusive parts for a particular model year will be shown in the remarks column. If the entire part number page is for a particular model year, that model year will be listed in the grid heading. All part numbers without the model year shown will be common parts for the model, regardless of year.

**KAWASAKI HEAVY INDUSTRIES, LTD.**

**MOTORCYCLE DIVISION**

1-1, Kawasaki-cho, Akashi, Hyogo Pref. Japan

Part No. 99910-1037-02 ©



# Z1000-E1

Right Side View



Left Side View



---

● Color	Fuel Tank	Luminous Dark Red
		Luminous Green
	Front Fender	Chrome Plating
● Engine No.		KZT00EE000101 to Subsequent
● Frame No.		KZT00E-000101 to Subsequent
● Owner's Manual No.		99922-1037-01
● A & P Manual No.		99939-1014-01
● Service Manual No.		99924-1016-01

---

# Z1000-E2

Right Side View



Left Side View



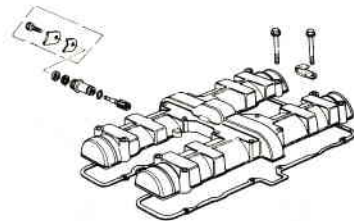
● Color	Fuel Tank	Luminous Ruby Red Black Pearl
	Front Fender	Chrome Plating
● Engine No.		KZT00EE010001 to Subsequent
● Frame No.		KZT00E-010001 to Subsequent
● Owner's Manual No.		99922-1037-03
● A & P Manual No.-		99939-1014-01
● Service Manual No.		99924-1016-01

# Kawasaki

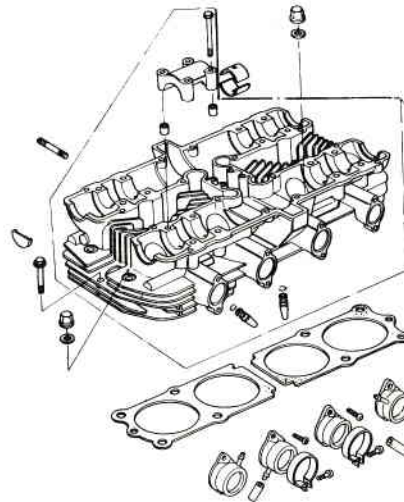
## Z1000- E Series

### INDEX

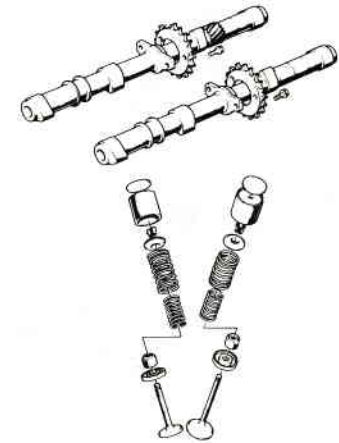
1-1. Cylinder Head Cover ..... 1



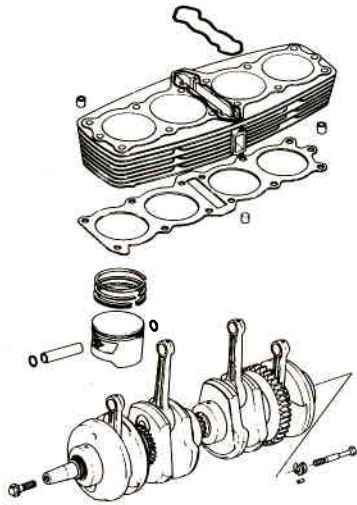
1-2. Cylinder Head ..... 2



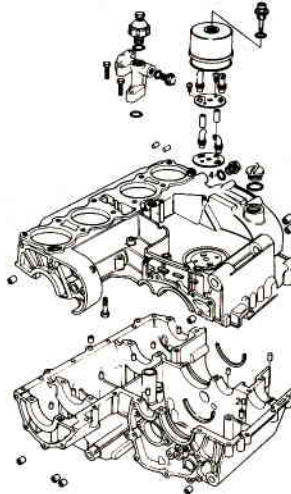
2. Camshaft, Valve ..... 3



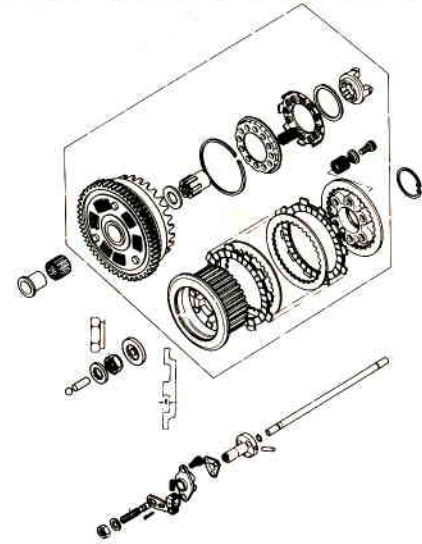
3. Cylinder, Piston, Crankshaft . . . . . 4



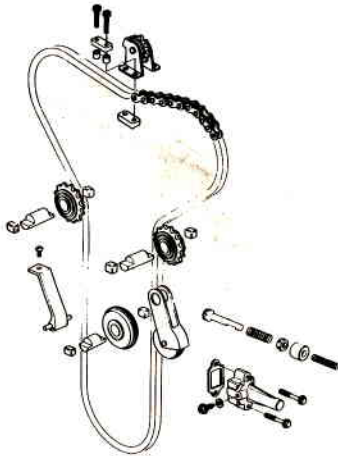
5. Crankcase . . . . . 6



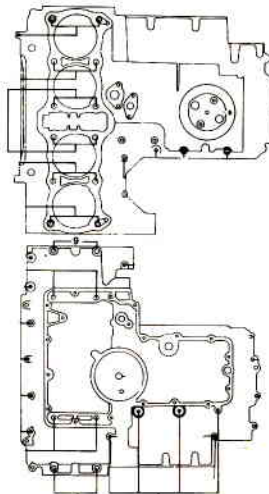
7. Clutch . . . . . 8




4. Cam Chain, Tensioner . . . . . 5



6. Crankcase Bolt & Stud Pattern . . . . . 7

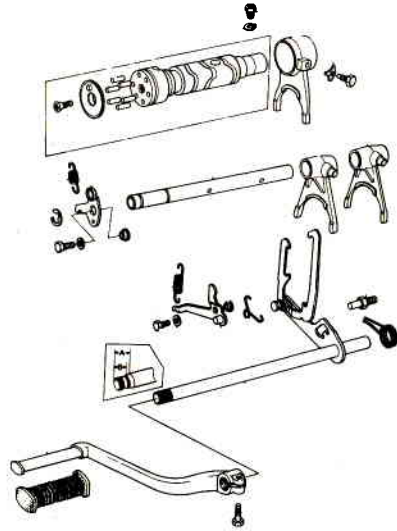


8. Transmission Gears . . . . . 10

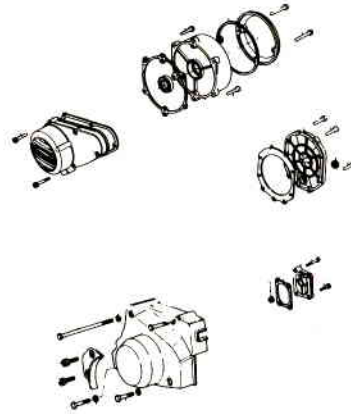




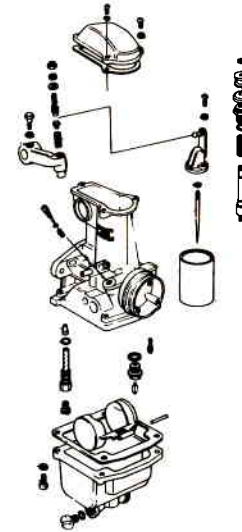
9. Gear Change Mechanism ..... 11



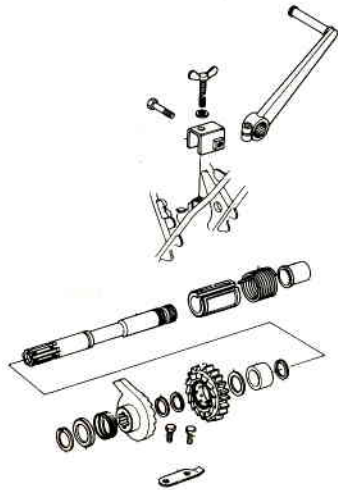
11. Engine Covers ..... 13



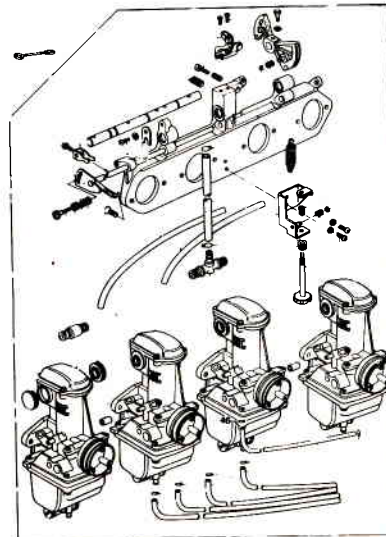
12. Carburetor "B" ..... 16



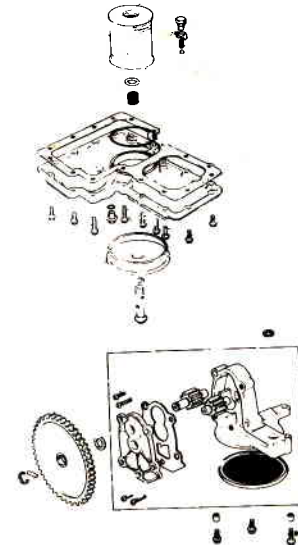
10. Kickstarter Mechanism ..... 12



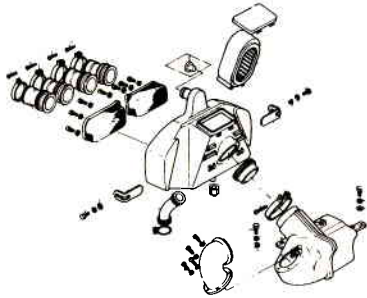
12. Carburetor "A" ..... 14



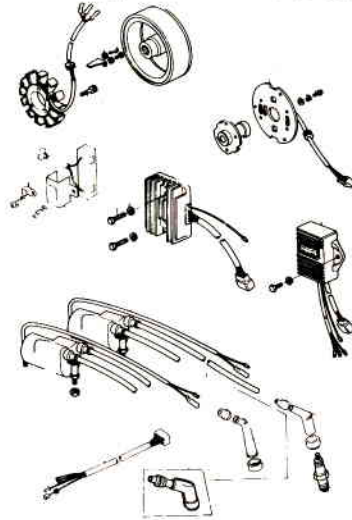
13. Oil Pump, Oil Filter ..... 18



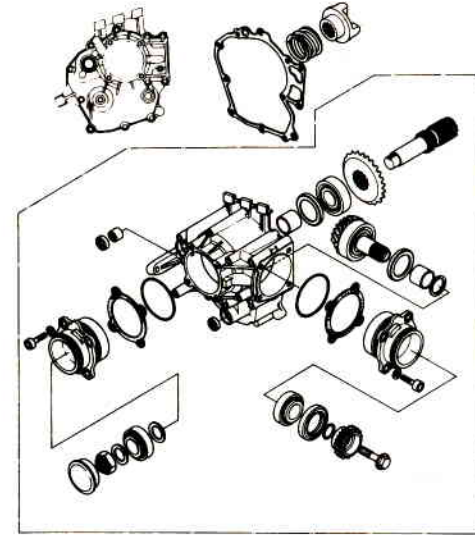
14. Air Cleaner ..... 19



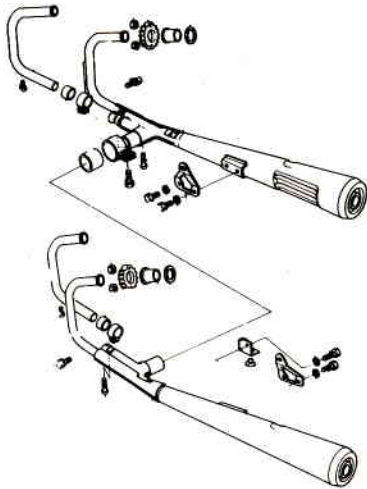
16. Generator, Electrical Equipment for Engine ..... 21



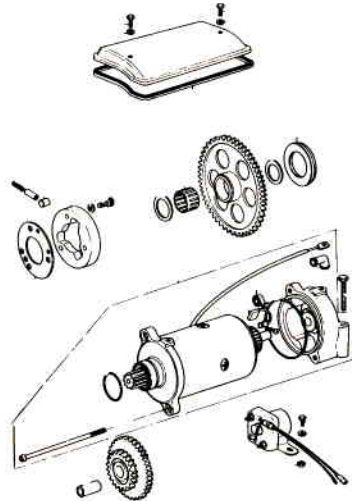
18. Front Bevel Gear ..... 23



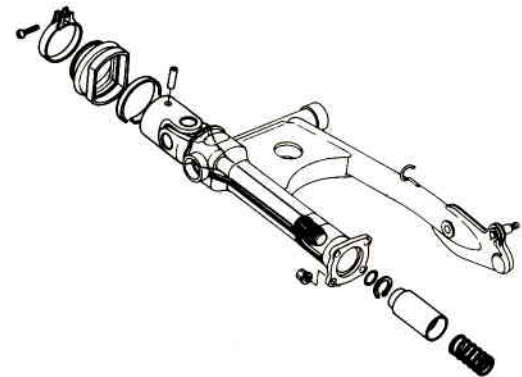
15. Mufflers ..... 20



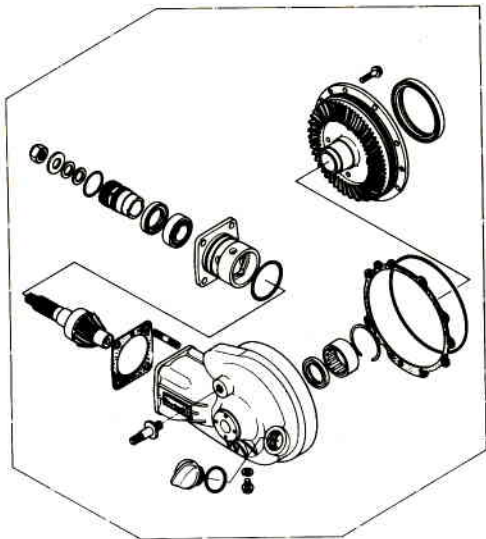
17. Starter Motor, Starting Clutch ..... 22



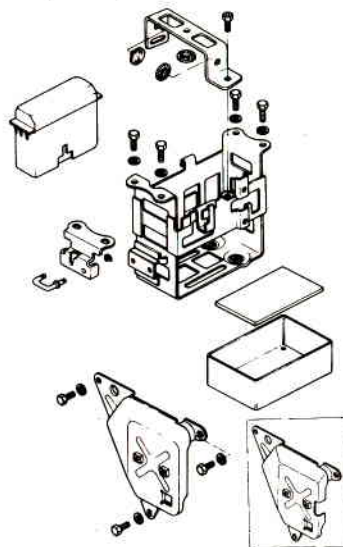
19. Propeller Shaft ..... 25



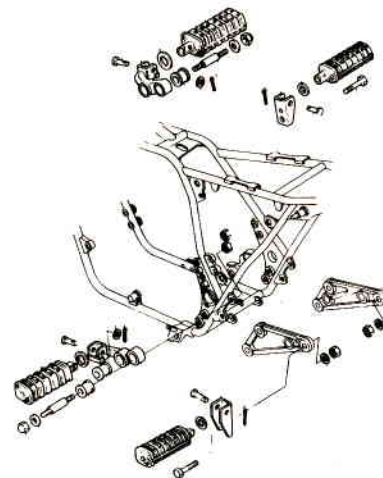
20. Final Gear ..... 26



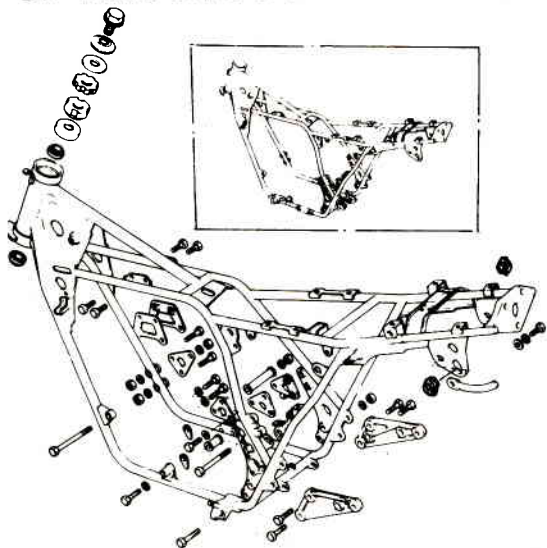
22. Battery Case, Tool Case ..... 30



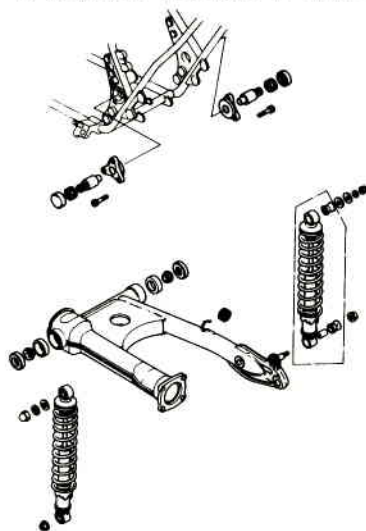
24. Footrests ..... 32



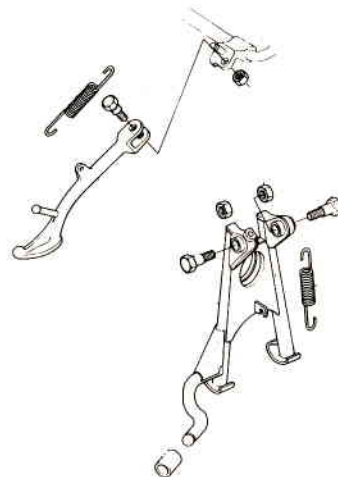
21. Frame ..... 28



23. Swing Arm, Rear Shock Absorber  
..... 31

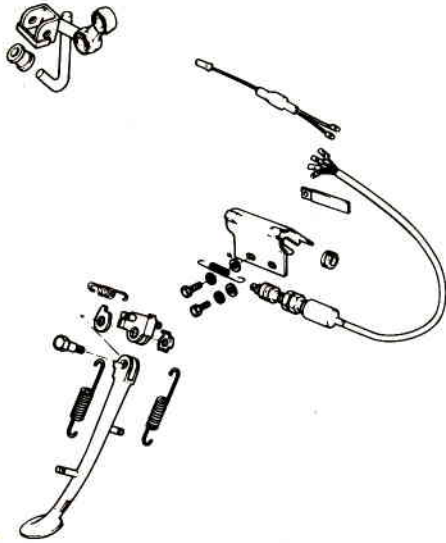


25-1. Stands ..... 33

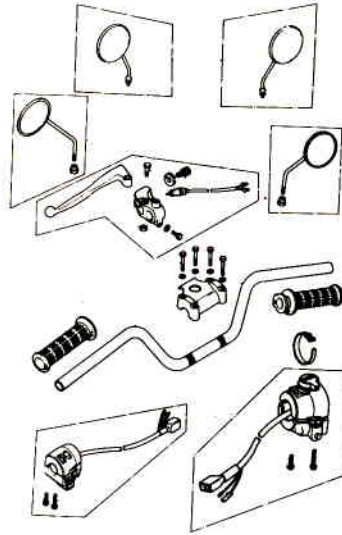




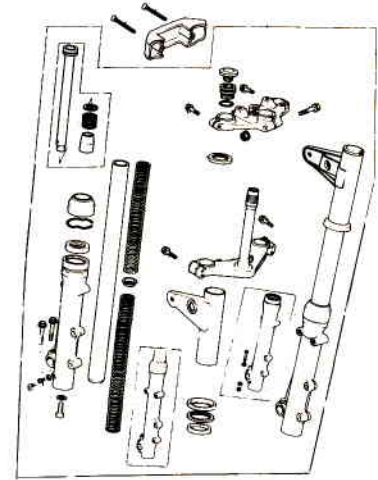
25-2. Side Stands Equipment ..... 34



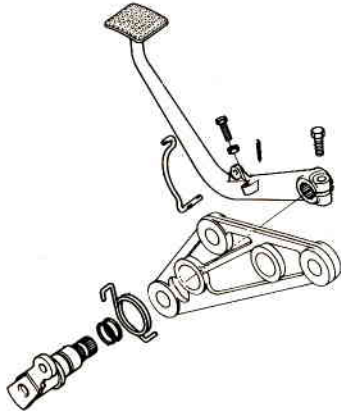
27. Handlebar, Grips ..... 36



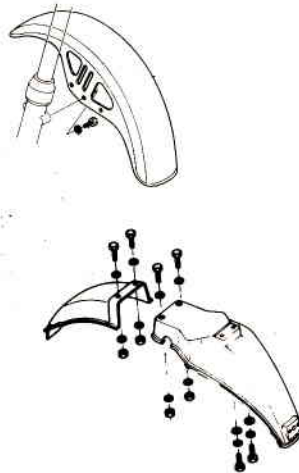
29. Front Fork ..... 38



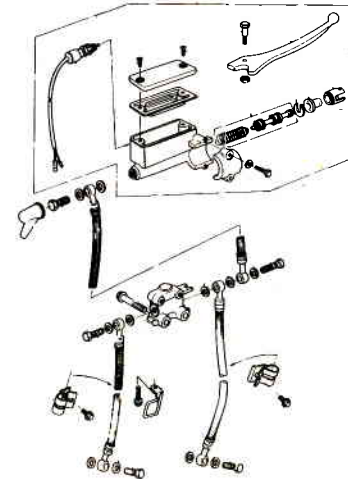
26. Brake Pedal ..... 35



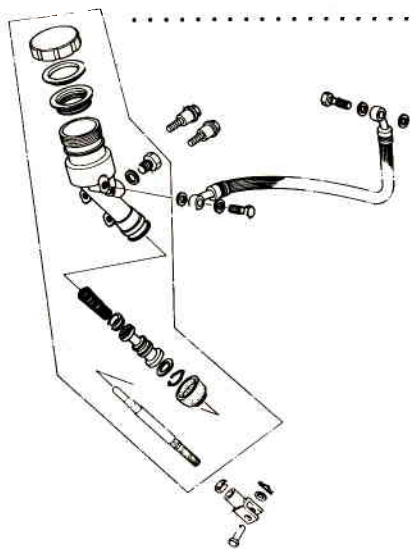
28. Fenders ..... 37



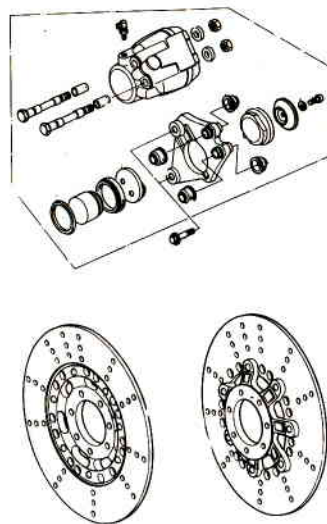
30. Front Master Cylinder ..... 40



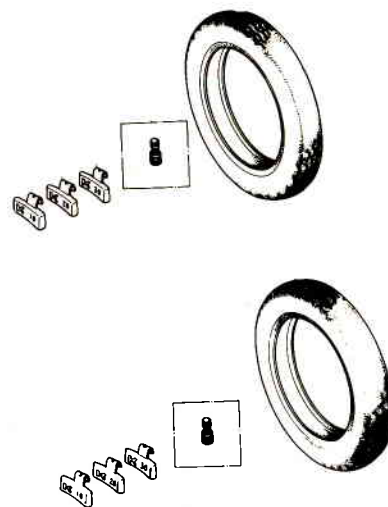
31-1. Rear Master Cylinder (Z1000-E1) ..... 41



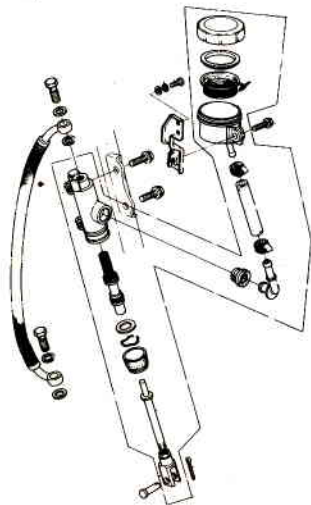
32. Front Caliper ..... 43



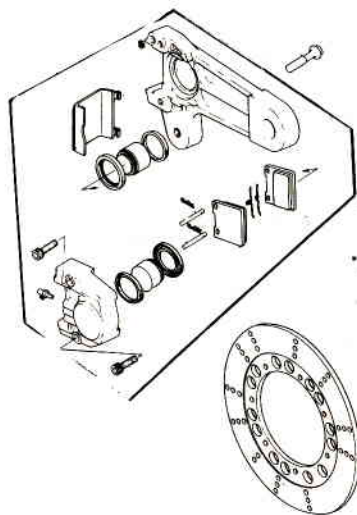
34. Tires ..... 45



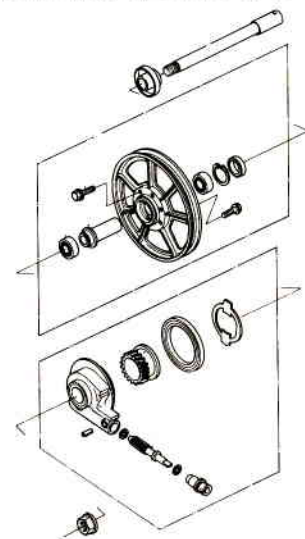
31-2. Rear Master Cylinder (Z1000-E2~) ..... 42



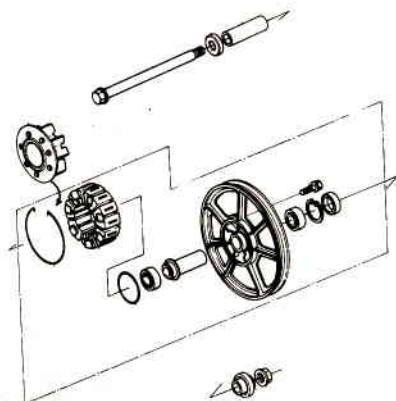
33. Rear Caliper ..... 44



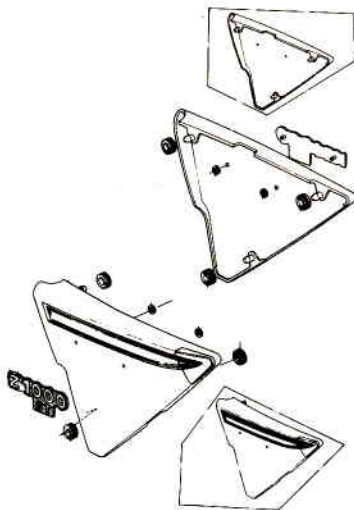
35. Front Hub ..... 46



36. Rear Hub ..... 47



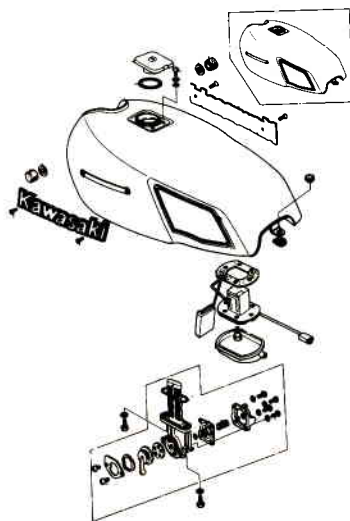
38. Side Cover ..... 49



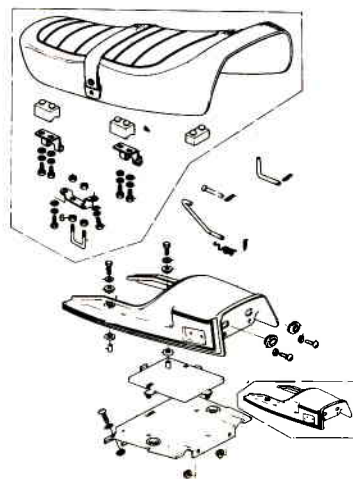
40. Cables ..... 51



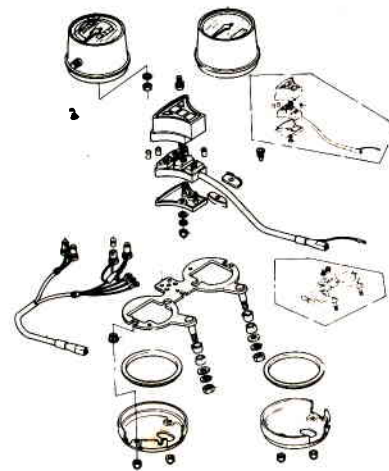
37. Fuel Tank ..... 48



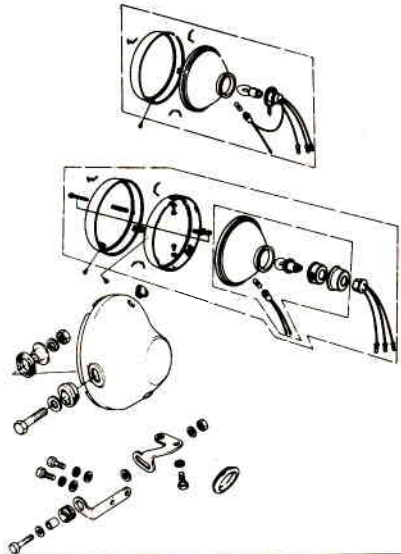
39. Dual Seat, Seat Cover ..... 50



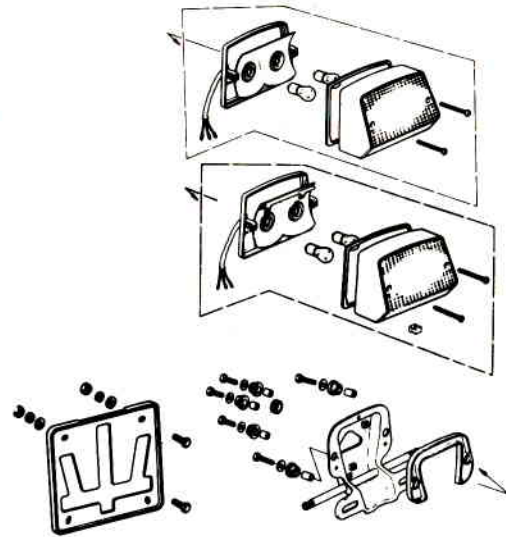
41. Speedometer, Tachometer ..... 52



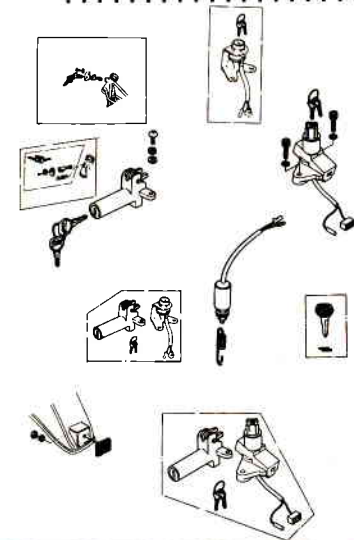
42-1. Head Lamp (Z1000-E1) ..... 53



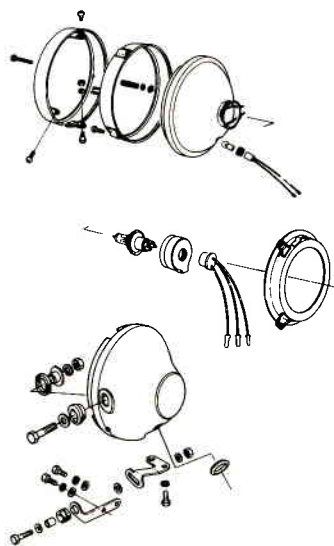
43. Tail Lamp ..... 57



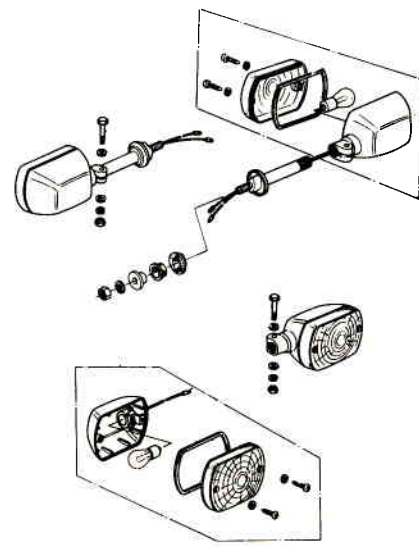
45. Ignition Switch, Lock, Reflector ..... 59



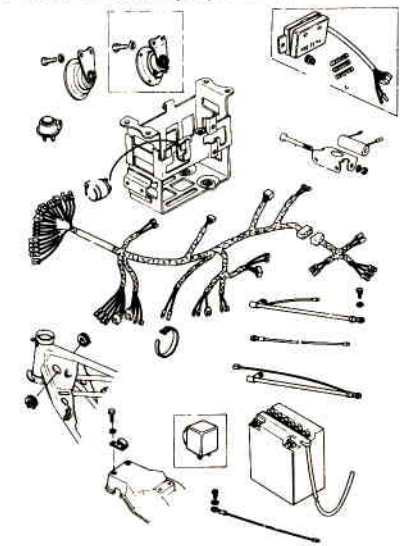
42-2. Head Lamp (Z1000-E2~) ..... 55



44. Turn Signal Lamp ..... 58

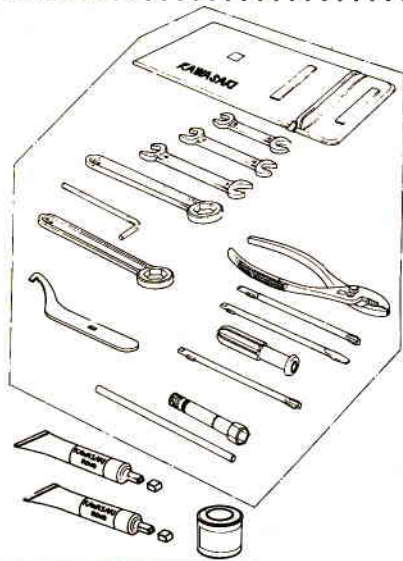


46. Electrical Equipments ..... 60

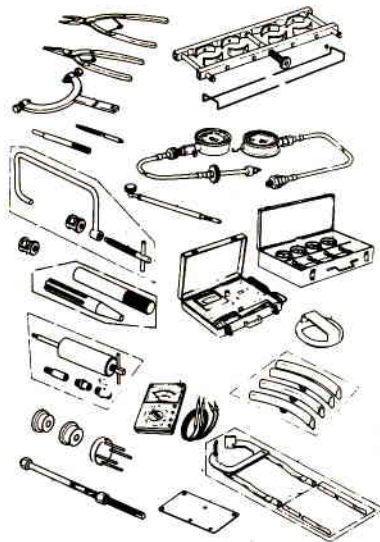




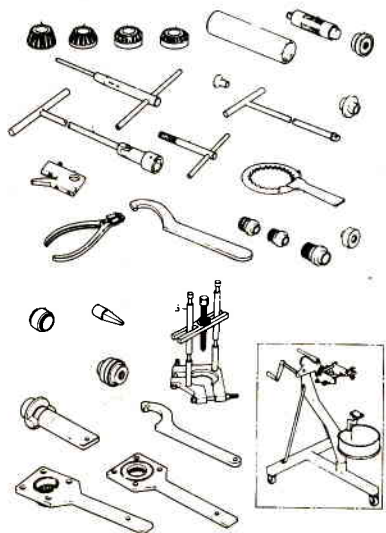
47. Tools ..... 61



49. Special Tools "B" ..... 63



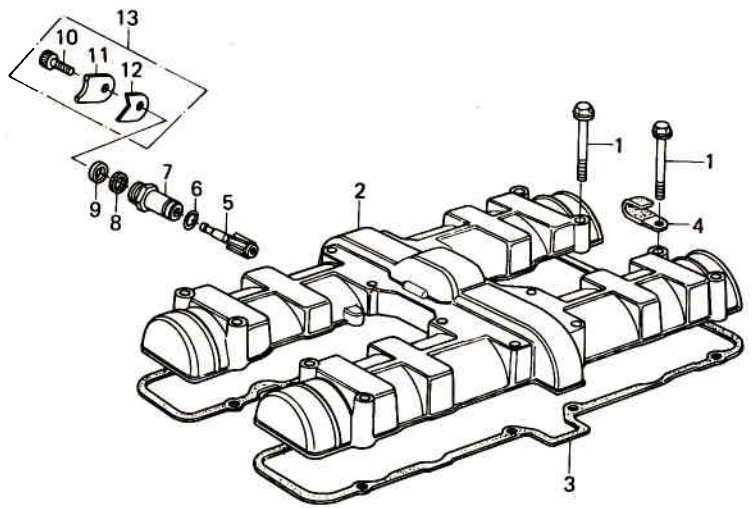
48. Special Tools "A" ..... 62



# 1-1. Cylinder Head Cover

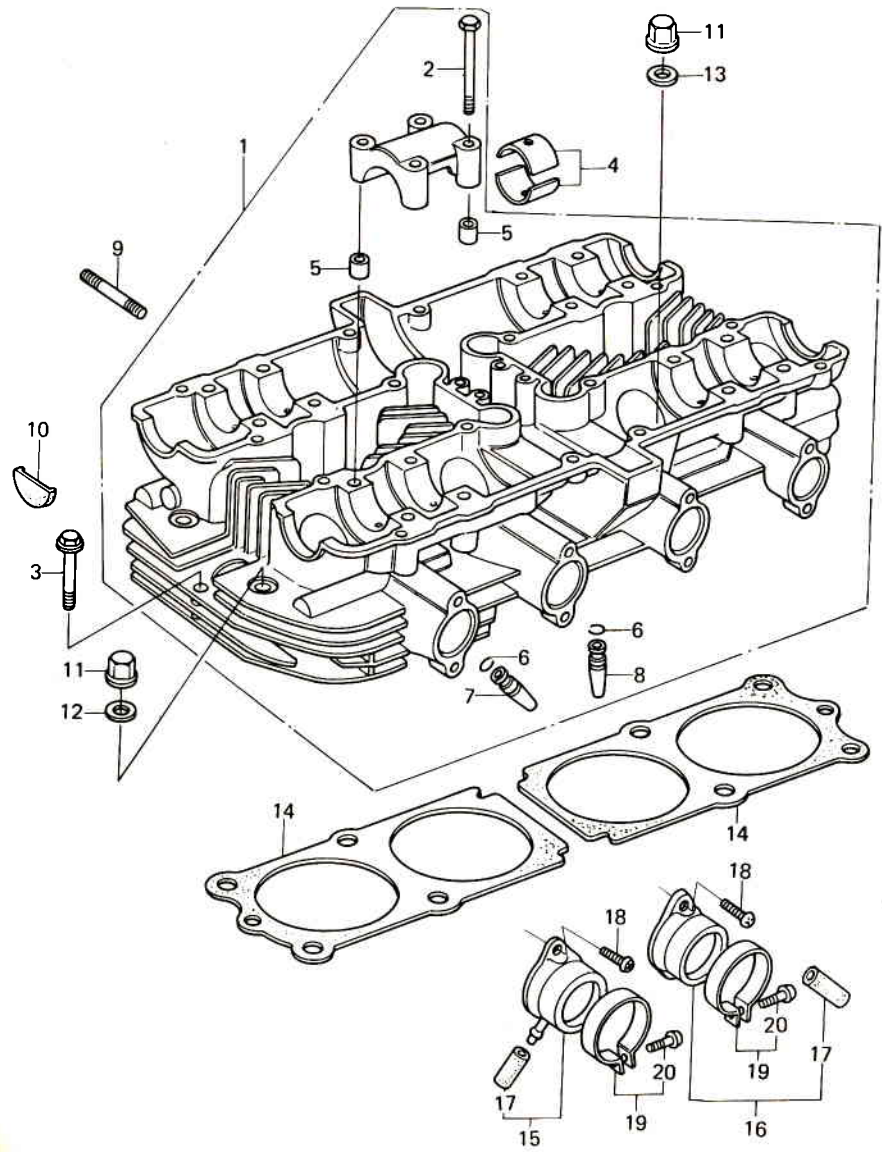
Rev. No.		Date	
----------	--	------	--

Ref. No.	Part No.	Part Name	Quantity	Remarks
1	92001-1160	BOLT, hex head, 6 x 45	16	
2	14025-1119	COVER, cylinder head	1	Flat Black
3	11009-1050	GASKET, cylinder head cover	1	
4	21126-008	CLAMP, harness	2	
5	13223-011	GEAR, tachometer	1	
6	92055-096	"O" RING	1	
7	92087-010	GUIDE, tachometer cable	1	
8	92050-075	OIL SEAL	1	
9	92065-103	GASKET, tachometer gear	1	
10	120P0614	BOLT, socket, 6 x 14	1	
11	13091-1008	HOLDER, tachometer, 2.3 t	1	
12	13091-1009	HOLDER, tachometer, 3.2 t	1	
13	13091-5001	HOLDER SET, tachometer	1	



# 1-2. Cylinder Head

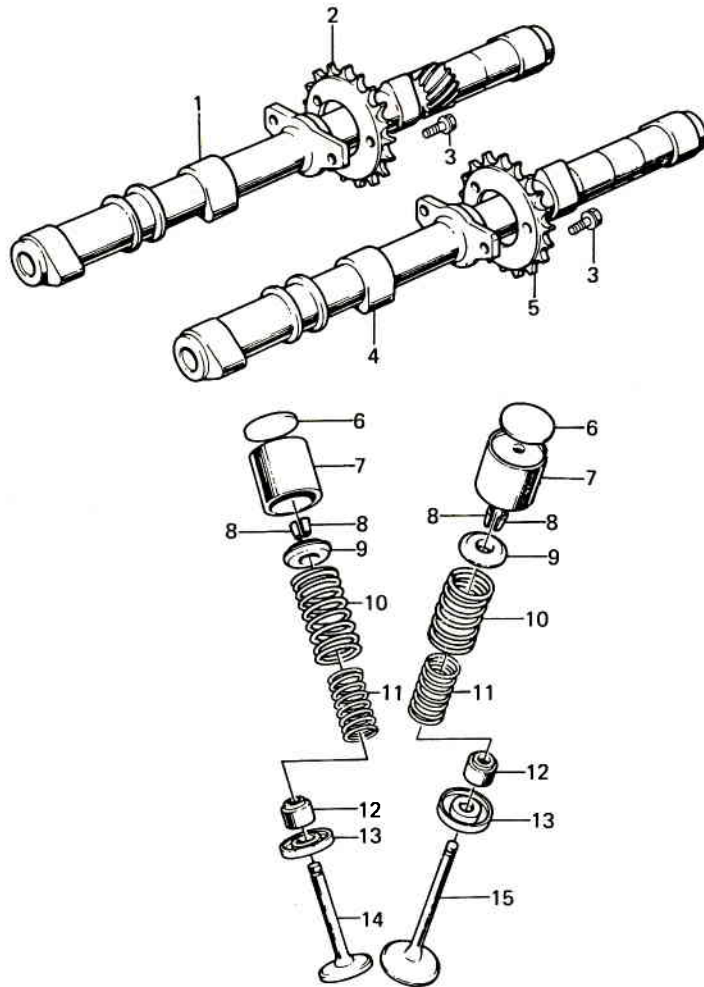
Rev. No.		Date	
----------	--	------	--



Ref. No.	Part No.	Part Name	Quantity	Remarks
1	11002-1021	CYLINDER HEAD, Flat Black	1	
2	92003-228	BOLT, hex head, 6 x 43	16	
3	92003-092	BOLT, hex head, 6 x 45	2	
4	13034-030	BEARING, camshaft	16	
5	92042-007	PIN, dowel	8	
6	92036-023	CIRCLIP, valve guide	8	
7	12013-009	GUIDE, inlet valve	4	
8	49002-1002	GUIDE, exhaust valve	4	
9	92004-065	STUD	8	
10	92066-017	PLUG, cylinder head cover	4	
11	92015-076	NUT, cylinder head	12	
12	92022-215	WASHER, plain	4	Copper
13	411B1000	WASHER, plain, 10 m/m	8	Steel
14	11004-076	GASKET, cylinder head	2	
15	16065-029	HOLDER, carburetor, L. H.	2	
16	16065-028	HOLDER, carburetor, R. H.	2	
17	92068-006	PLUG	4	
18	220B0618	SCREW, pan head, 6 x 18	8	
19	92037-077	CLAMP, carburetor holder	4	
20	92011-037	SCREW, pan head	4	

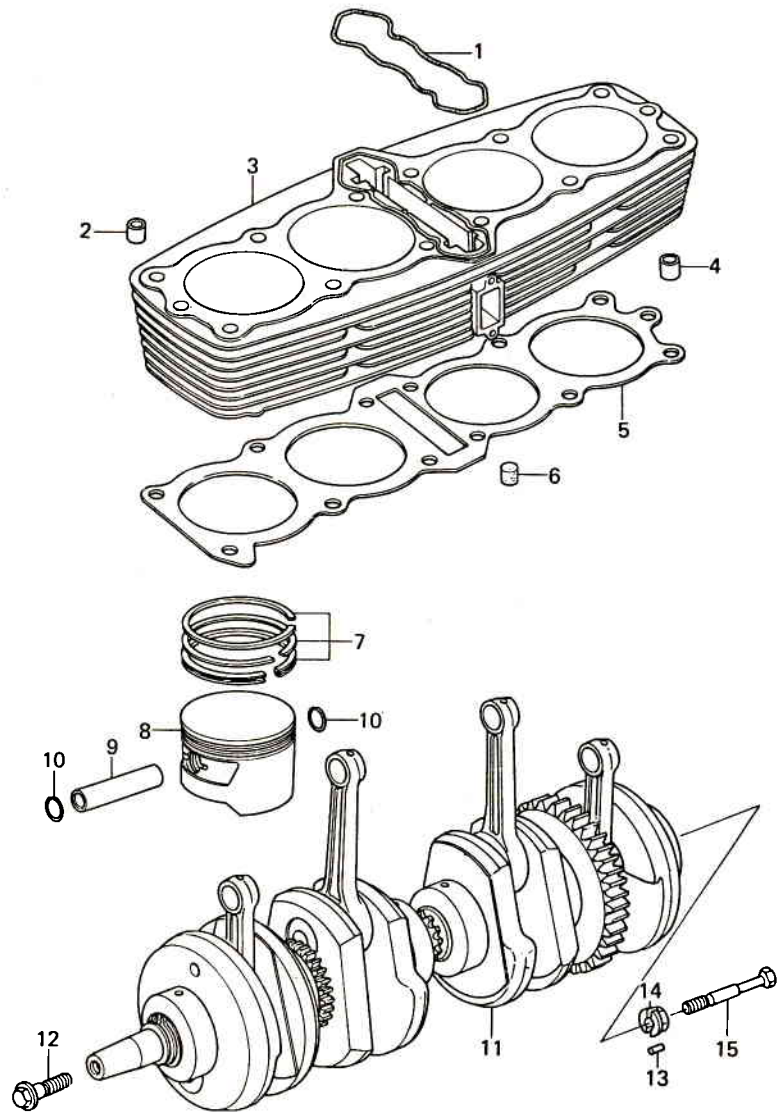


## 2. Camshaft, Valve



Ref. No.	Part No.	Part Name	Quantity	Remarks
1	12044-015	CAMSHAFT, exhaust	1	
2	12046-1018	SPROCKET, exhaust camshaft	1	32T
3	92003-208	BOLT, hex head, 6 x 10	6	
4	12044-014	CAMSHAFT, inlet	1	
5	12046-1017	SPROCKET, inlet camshaft	1	32T
6	12037-001	SHIM, 2.00t	AR	
	12037-002	SHIM, 2.05t	AR	
	12037-003	SHIM, 2.10t	AR	
	12037-004	SHIM, 2.15t	AR	
	12037-005	SHIM, 2.20t	AR	
	12037-006	SHIM, 2.25t	AR	
	12037-007	SHIM, 2.30t	AR	
	12037-008	SHIM, 2.35t	AR	
	12037-009	SHIM, 2.40t	AR	
	12037-010	SHIM, 2.45t	AR	
	12037-011	SHIM, 2.50t	AR	
	12037-012	SHIM, 2.55t	AR	
	12037-013	SHIM, 2.60t	AR	
	12037-014	SHIM, 2.65t	AR	
	12037-015	SHIM, 2.70t	AR	
	12037-016	SHIM, 2.75t	AR	
	12037-017	SHIM, 2.80t	AR	
	12037-018	SHIM, 2.85t	AR	
	12037-019	SHIM, 2.90t	AR	
	12037-020	SHIM, 2.95t	AR	
	12037-021	SHIM, 3.00t	AR	
	12037-022	SHIM, 3.05t	AR	
	12037-023	SHIM, 3.10t	AR	
	12037-024	SHIM, 3.15t	AR	
	12037-025	SHIM, 3.20t	AR	
7	12032-005	TAPPET	8	
8	12011-004	COLLAR, valve spring	16	
9	12009-005	RETAINER, valve spring	8	
10	12007-012	SPRING, outer valve	8	
11	12007-011	SPRING, inner valve	8	
12	92049-016	OIL SEAL, RV371295	8	
13	12010-004	SEAT, valve spring	8	
14	12005-009	VALVE, exhaust	4	
15	12004-017	VALVE, inlet	4	

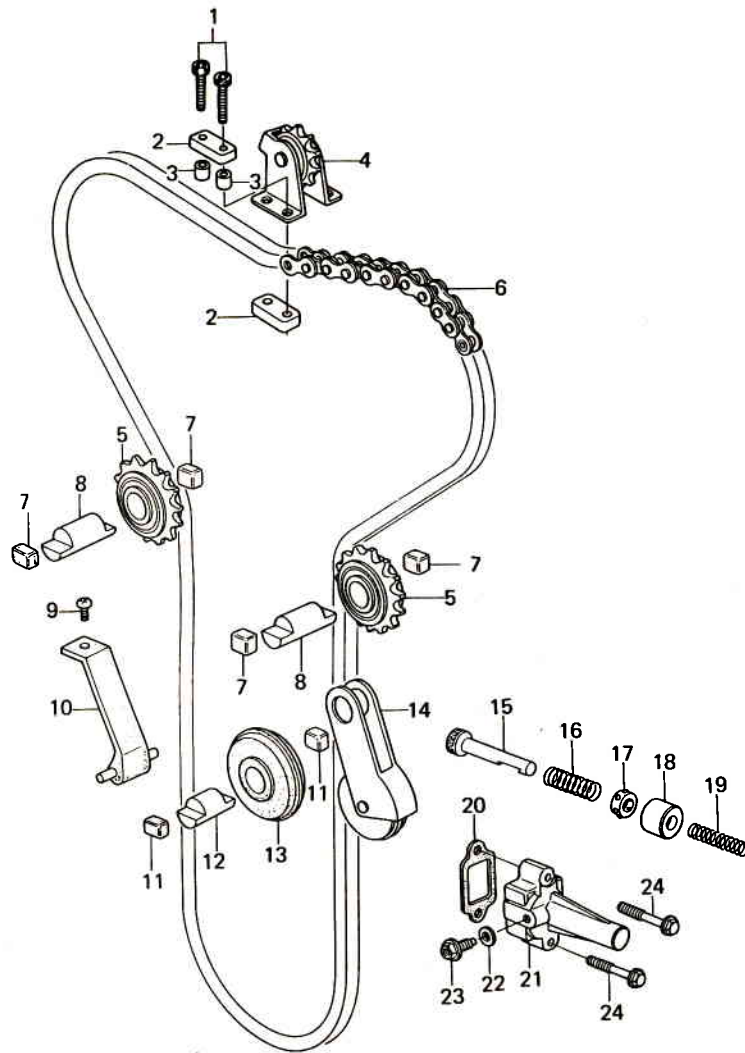
### 3. Cylinder, Piston, Crankshaft



Ref. No.	Part No.	Part Name	Quantity	Remarks
1	92055-062	"O" RING, cylinder	1	
2	552B1014	PIN, dowel, 10 x 14	2	
3	11005-1009-21	CYLINDER	1	Flat Black
4	92042-028	PIN, dowel	2	
5	11009-030	GASKET, cylinder base	1	
6	92074-030	RUBBER PLUG, cylinder	4	
7	13008-5012	RING SET, S.T.D.	4	
	13025-5007	RING SET, 0.020" O/S	4	
	13024-5008	RING SET, 0.040" O/S	4	
8	13001-1005	PISTON, S.T.D.	4	
	13029-1003	PISTON, 0.020" O/S	4	
	13027-1005	PISTON, 0.040" O/S	4	
9	13002-022	PIN, piston	4	
10	92036-021	CIRCLIP, piston pin	8	
11	13031-1024	CRANKSHAFT ASSY	1	
12	92001-1146	BOLT, hex head, 12 x 40	1	
13	92042-034	PIN, dowel, 4 x 8	1	
14	92022-244	WASHER, spark advancer	1	
15	92001-113	BOLT, spark advancer fitting	1	

# 4. Cam Chain, Tensioner

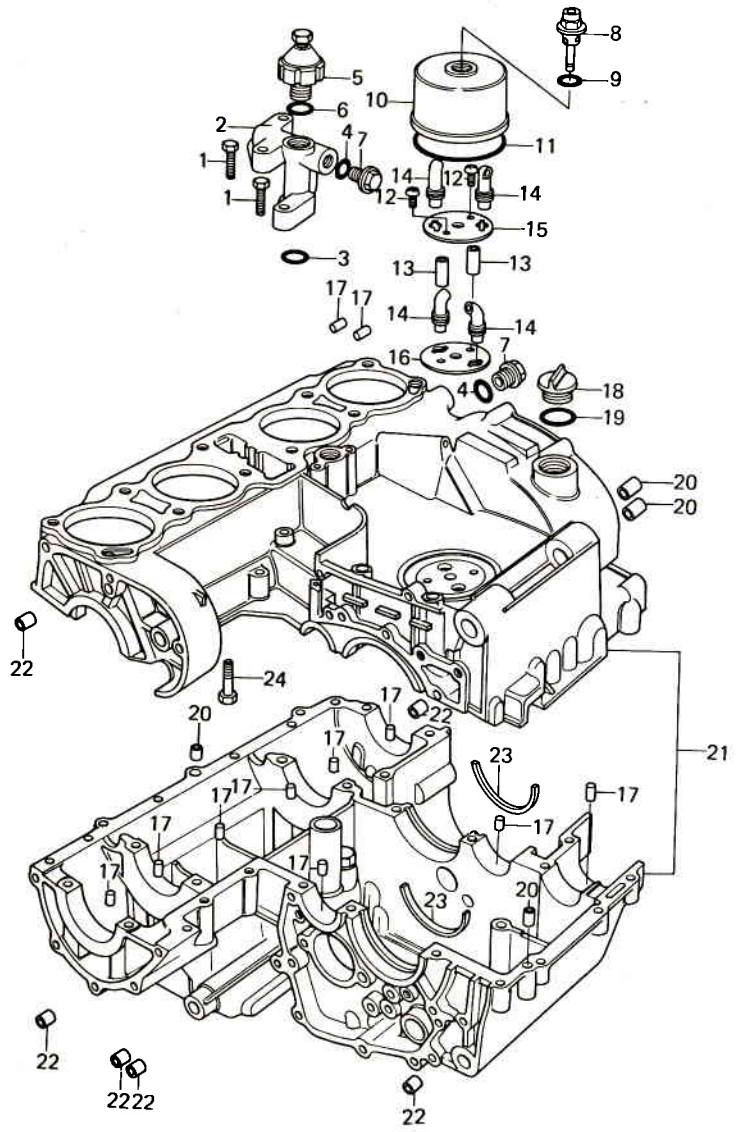
Rev. No.	Date
----------	------



Ref. No.	Part No.	Part Name	Quantity	Remarks
1	120Q0632	BOLT, socket, 6 x 32	4	
2	92075-289	DAMPER RUBBER	4	
3	92027-1079	COLLAR, upper idler	4	
4	12053-1035	IDLER ASSY, cam chain	1	
5	12057-002	IDLER ASSY, cam chain	2	
6	92057-1026	CHAIN, cam, 124 Links	1	D1D219T
7	92075-232	DAMPER RUBBER, guide roller	4	
8	12052-005	SHAFT, guide roller	2	
9	220B0610	SCREW, pan head, 6 x 10	1	
10	12053-019	GUIDE, cam chain	1	
11	92075-123	DAMPER RUBBER, guide roller	2	
12	12052-003	SHAFT	1	
13	12055-002	ROLLER, cam chain guide	1	
14	12048-001	TENSIONER ASSY, cam chain	1	
15	13116-1008	PUSH ROD	1	
16	92081-1068	SPRING, tensioner	1	
17	14020-1002	RETAINER, tensioner	1	
18	92027-1102	COLLAR, tensioner	1	
19	92081-146	SPRING, tensioner	1	
20	11009-1038	GASKET, tensioner bracket	1	
21	12049-1005	BRACKET, tensioner	1	
22	92022-077	WASHER, plain, 6 m/m	1	
23	92001-1155	BOLT, tensioner adjusting	1	
24	130G0630	BOLT, flanged, 6 x 30	2	

# 5. Crankcase

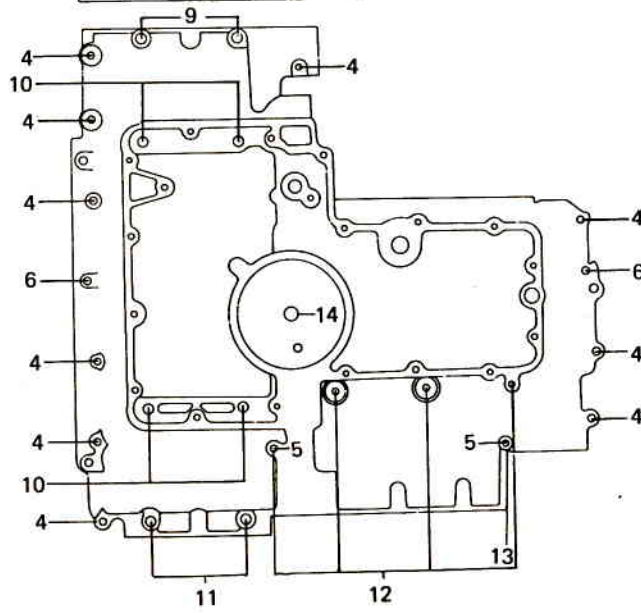
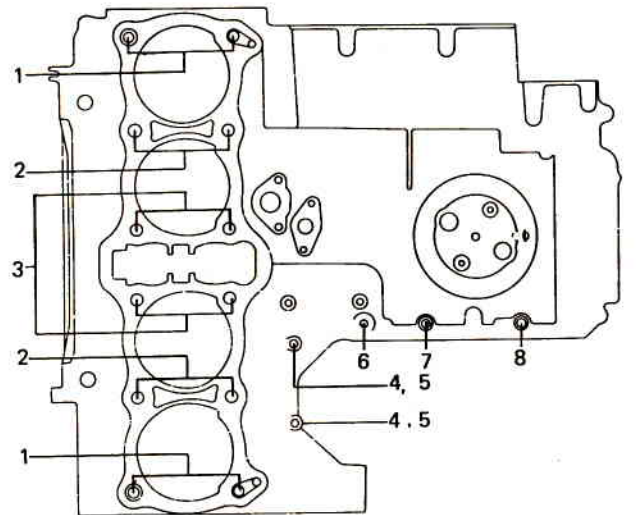
Rev. No.	Date
----------	------



Ref. No.	Part No.	Part Name	Quantity	Remarks
1	92001-164	BOLT, oil pump	4	
2	16109-003	PIPE, oil	1	
3	670B2018	"O" RING, 18 m/m	2	
4	670B2015	"O" RING, 15 m/m	2	
5	27010-1013	SWITCH ASSY, oil pressure	1	
6	92055-055	"O" RING, oil pressure switch	1	
7	92066-021	PLUG, oil pipe	2	
8	92003-098	BOLT, breather	1	
9	670B2016	"O" RING, 16 m/m	1	
10	14070-007	BODY, breather	1	
11	92055-052	"O" RING, breather body	1	
12	220B0640	SCREW, pan head, 6 x 40	2	
13	92027-276	COLLAR	2	
14	92059-140	TUBE, breather	4	
15	14068-009	PLATE, breather, upper	1	
16	14068-007	PLATE, breather, lower	1	
17	92042-016	PIN, dowel, 6 x 16	11	
18	16115-013	PLUG, oil filler	1	
19	92055-049	"O" RING, oil filler plug	1	
20	552B1014	PIN, dowel, 10 x 14	4	
21	14001-5030	CRANKCASE SET	1	Flat Black
22	92042-007	PIN, dowel, 8 x 14	6	
23	14013-1004	RING, bearing setting (t = 2.0)	2	
	14013-013	RING, bearing setting (t = 1.9)	AR	
24	92003-107	BOLT, hex head, 8 x 72	4	

# 6. Crankcase Bolt & Stud Pattern

Rev. No.	Date
----------	------

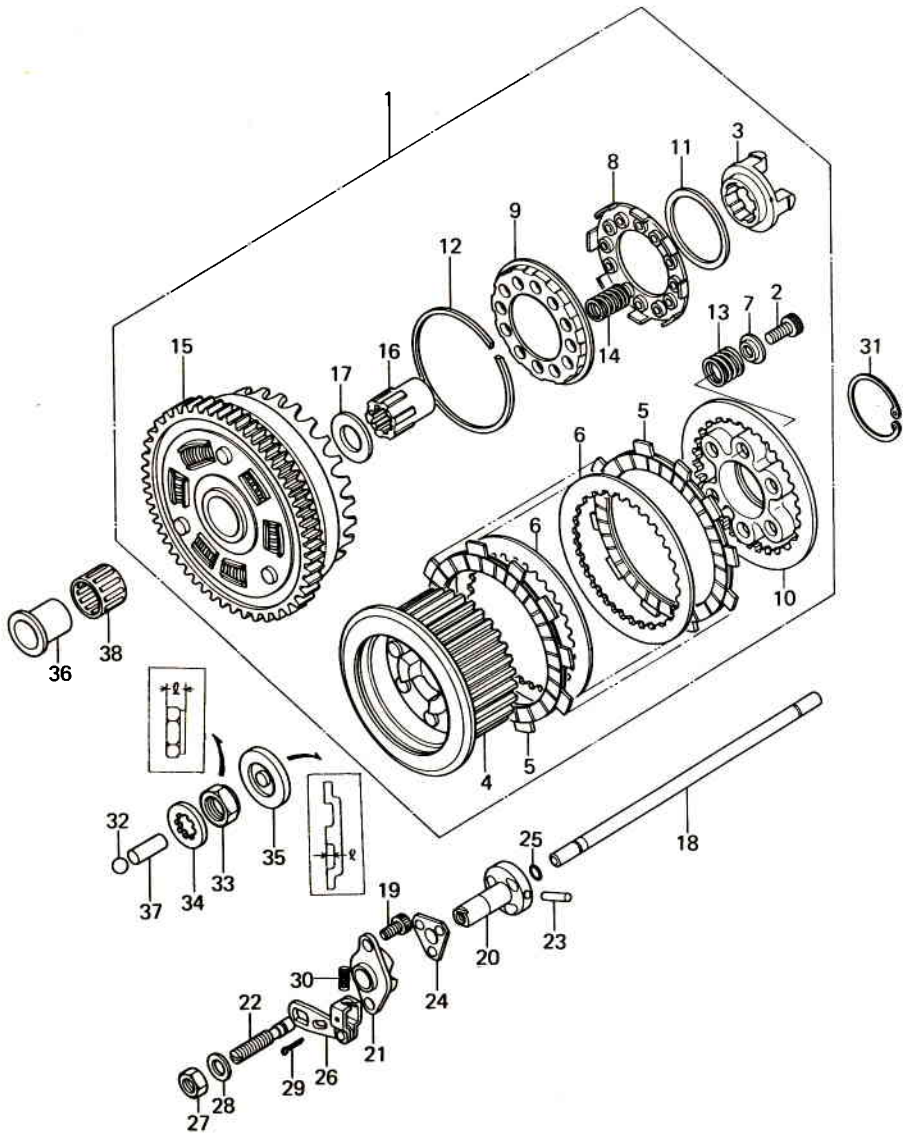


Ref. No.	Part No.	Part Name	Quantity	Remarks
1	92004-1003	STUD, 10 x 158	4	
2	92004-1004	STUD, 10 x 133	4	
3	92004-1002	STUD, 10 x 167	4	
4	92003-109	BOLT, hex head, 6 x 41	12	
5	21126-008	CLAMP, harness	4	
6	92003-110	BOLT, hex head, 6 x 54	3	
7	92003-111	BOLT, hex head, 6 x 99	1	
8	92003-113	BOLT, hex head, 6 x 116	1	
9	92003-106	BOLT, hex head, 8 x 95	2	
10	92003-107	BOLT, hex head, 8 x 72	4	
11	92003-108	BOLT, hex head, 8 x 81	2	
12	92003-112	BOLT, hex head, 6 x 94	4	
13	92003-114	BOLT, hex head, 6 x 72	1	
14	92055-048	"O" RING	1	



# 7. Clutch (1/2)

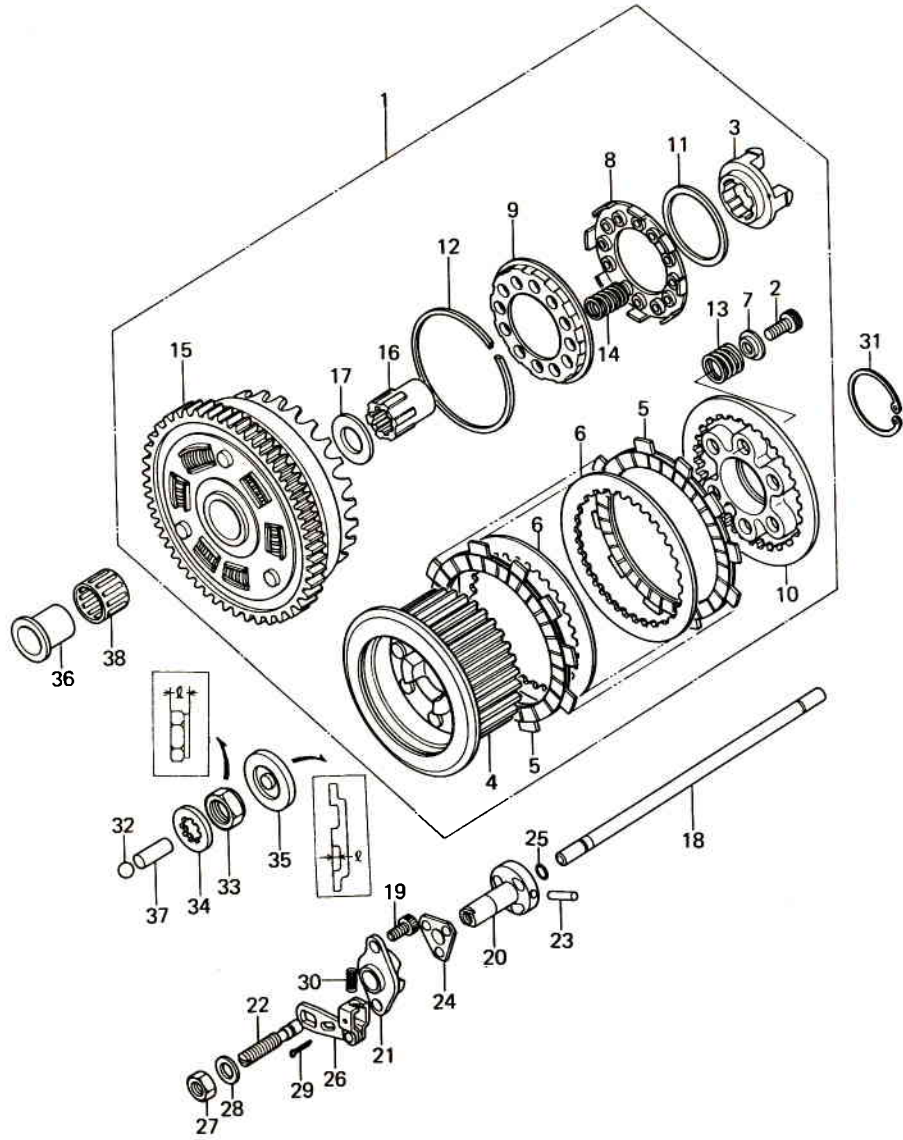
Rev. No.	Date
----------	------



Ref. No.	Part No.	Part Name	Quantity	Remarks
1	13081-1021	CLUTCH ASSY	1	
2	120Q0616	BOLT, socket, 6 x 16	6	
3	13048-1007	CAM, damper	1	
4	13087-1009	HUB, clutch	1	
5	13088-040	PLATE, clutch friction	9	
6	13089-1004	PLATE, clutch steel	8	
7	13091-1041	HOLDER, clutch spring	6	
8	13091-1042	HOLDER, damper spring, R. H.	1	
9	13091-1043	HOLDER, damper spring, L. H.	1	
10	13187-1004	PLATE, clutch operating	1	
11	92026-1043	SPACER, 59φ x 70φ x 3.5 t	1	
12	92033-1029	RING, snap	1	
13	92081-1114	SPRING, clutch	6	
14	92081-1115	SPRING, damper	12	
15	13095-1014	HOUSING, clutch	1	
16	13107-1013	SHAFT, clutch	1	
17	92026-022	SPACER, clutch thrust	1	
18	13116-1007	ROD, clutch push	1	
19	120Q0616	BOLT, socket, 6 x 16	2	
20	13119-1007	CAM, clutch release A	1	
21	13119-1008	CAM, clutch release B	1	
22	92009-1052	SCREW, clutch release	1	
23	92042-030	PIN, clutch release	1	
24	92045-1023	BALL ASSY, clutch release	1	
25	92055-087	"O" RING	1	

# 7. Clutch (2/2)

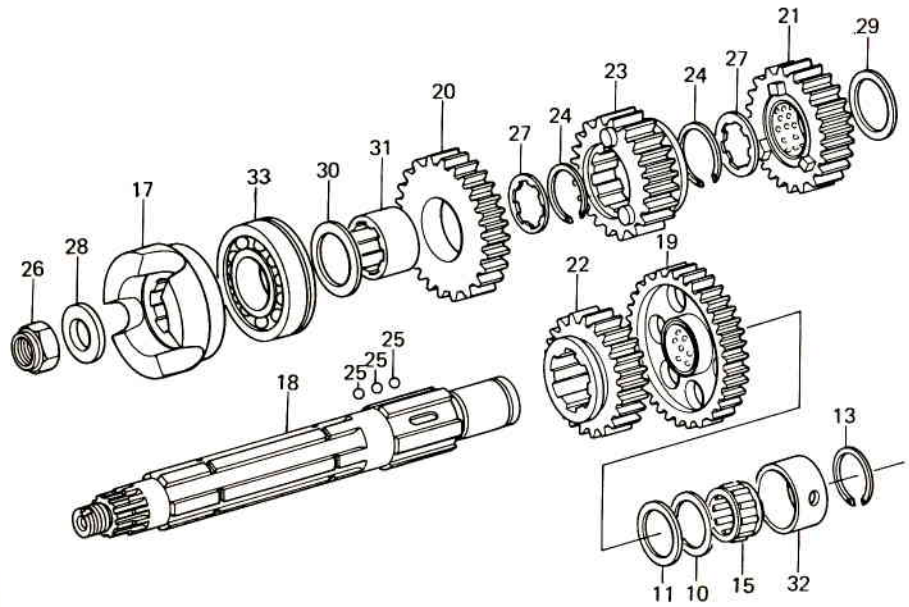
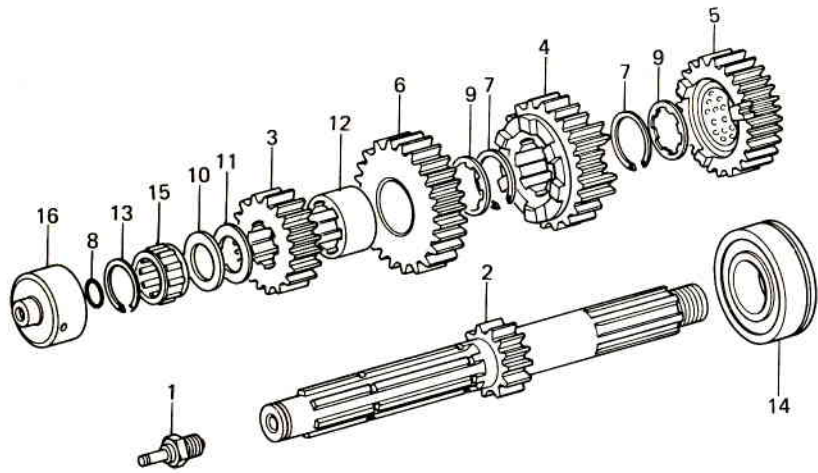
Rev. No.	Date
----------	------



Ref. No.	Part No.	Part Name	Quantity	Remarks
26	13236-1012	LEVER ASSY, clutch release	1	
27	318B0800	NUT, 8 m/m	1	
28	411B0800	WASHER, plain, 8 m/m	1	
29	550D1615	PIN, cotter, 1.6 x 15	1	
30	92081-069	SPRING, clutch release	1	
31	481J5000	CIRCLIP, 50 m/m	1	
32	600A1200	BALL, steel, 3/8"	1	
33	92015-1065	NUT, 20 m/m (ℓ = 10.5 m/m)	1	Use for 92026-1042
	92015-1053	NUT, 20 m/m (ℓ = 12 m/m)	1	Use for 92026-1065
34	92022-1114	WASHER, lock	1	
35	92026-1042	SPACER, clutch (ℓ = 2 m/m)	1	
		WHN EXH USE 92026-1065		
	92026-1065	SPACER, clutch (ℓ = 3.7 m/m)	1	
36	92028-135	BUSHING, clutch	1	
37	92043-1051	PIN, push rod	1	
38	92046-028	BEARING, needle, clutch	1	KTV323723

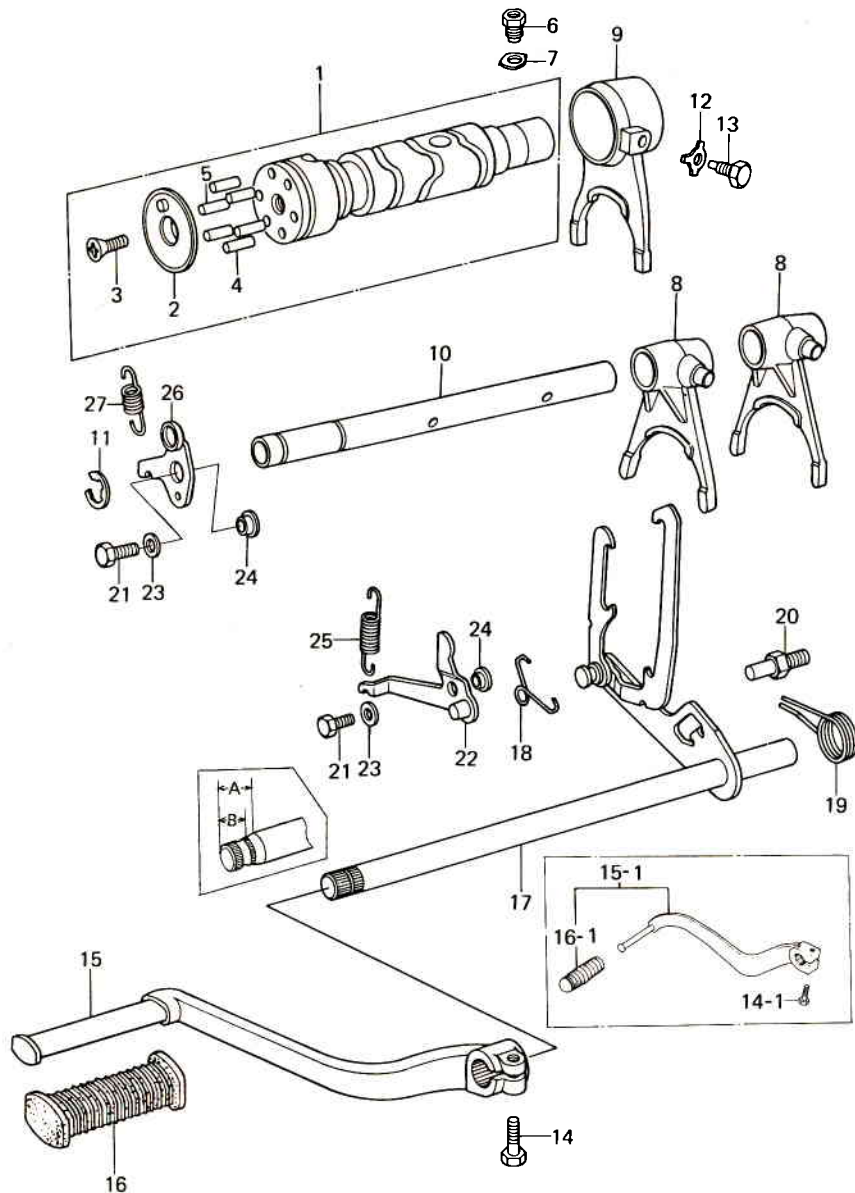


# 8. Transmission Gears



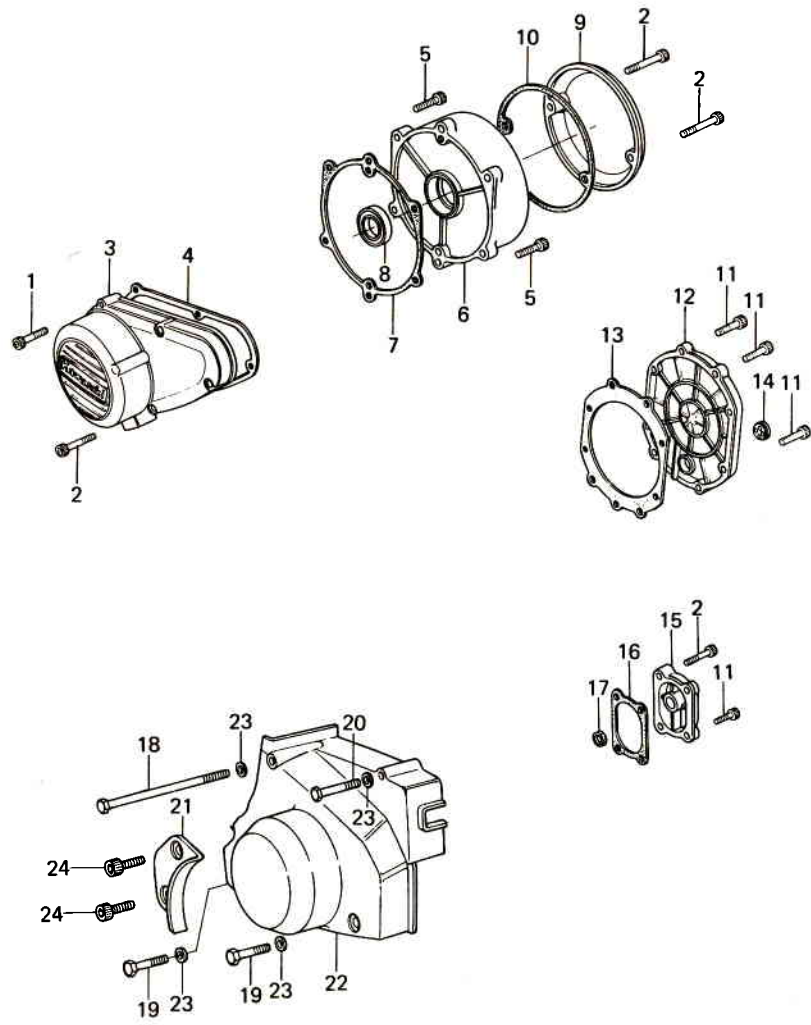
Ref. No.	Part No.	Part Name	Quantity	Remarks
1	13151-020	SWITCH, neutral indicator	1	
2	13127-1012	SHAFT, drive	1	12T
3	13130-032	2ND GEAR, drive shaft	1	16T
4	13132-030	3RD GEAR, drive shaft	1	21T
5	13134-016	4TH GEAR, drive shaft	1	21T
6	13136-042	TOP GEAR, drive shaft	1	23T
7	480J2800	CIRCLIP, 28 m/m	2	
8	670B1508	"O" RING, 8 m/m	1	
9	92022-1077	WASHER, lock	2	
10	92022-212	WASHER, thrust	2	1.6t
	92022-213	WASHER, thrust	AR	1.2t
11	92026-1020	SPACER	2	1.0t
12	92028-1006	BUSHING, top gear	1	
13	92033-025	CIRCLIP	2	
14	92045-1028	BEARING, ball, # 5305NSH2	1	
15	92046-031	BEARING, needle, PK223013.8	2	
16	92048-1012	RACE, drive shaft bearing	1	
17	13048-1004	CAM, damper, output shaft	1	
18	13128-1019	SHAFT, output	1	
19	13129-046	LOW GEAR, output shaft	1	38T
20	13131-038	2ND GEAR, output shaft	1	35T
21	13133-031	3RD GEAR, output shaft	1	35T
22	13135-020	4TH GEAR, output shaft	1	29T
23	13137-025	TOP GEAR, output shaft	1	28T
24	480J3000	CIRCLIP, 30 m/m	2	
25	600A0600	BALL, steel, 3/16"	3	
26	92015-1067	NUT, lock, 14 m/m	1	
27	92022-1078	WASHER, lock	2	
28	92022-1115	WASHER, plain	1	
29	92022-209	WASHER, thrust	1	
30	92022-210	WASHER, thrust	1	
31	92028-1005	BUSHING, 2nd gear	1	
32	92028-123	BUSHING, output shaft	1	
33	92045-020	BEARING, ball, # 6305NC3	1	

# 9. Gear Change Mechanism



Ref. No.	Part No.	Part Name	Quantity						Remarks	
			ENGLAND	FRANCE	W. GERMANY	ITALY	SWIT.	SWEDEN		GENERAL
1	13239-1022	DRUM ASSY, gear change	1	1	1	1	1	1	1	
2	13091-1013	HOLDER, change drum pin	1	1	1	1	1	1	1	
3	221B0620	SCREW, countersunk head, 6 x 20	1	1	1	1	1	1	1	
4	92042-014	PIN, change drum	5	5	5	5	5	5	5	L = 15.8 m/m
5	92042-020	PIN, change drum	1	1	1	1	1	1	1	L = 17.8 m/m
6	92001-1052	BOLT, change drum positioning	1	1	1	1	1	1	1	
7	92024-047	WASHER, lock	1	1	1	1	1	1	1	
8	13140-045	SHIFT FORK	2	2	2	2	2	2	2	
9	13140-046	SHIFT FORK	1	1	1	1	1	1	1	
10	13209-011	ROD, shift	1	1	1	1	1	1	1	
11	480J1200	CIRCLIP, 12 m/m	1	1	1	1	1	1	1	
12	92031-001	WASHER, lock	1	1	1	1	1	1	1	
13	92043-016	PIN, shift fork	1	1	1	1	1	1	1	
14	110G0625	BOLT, hex head, 6 x 25	1	1	1	1	1	1	1	
14-1	110G0620	BOLT, hex head, 6 x 20	1	1	1	1	1	1	1	Use for 13161-1011
15	13156-1023	PEDAL ASSY, gear change	1	1	1	1	1	1	1	Use for 13161-1019
15-1	13156-1038	PEDAL ASSY, gear change	1	1	1	1	1	1	1	
15-1	13242-1017	PEDAL ASSY, gear change	1	1	1	1	1	1	1	
16	92075-1175	RUBBER, change pedal	1	1	1	1	1	1	1	
16-1	13157-007	RUBBER, change pedal	1	1	1	1	1	1	1	
17~19	13161-1011	LEVER ASSY, gear change (A = 16 m/m, B = 13 m/m) WHN EXH USE 13161-1019	1	1	1	1	1	1	1	
	13161-1019	LEVER ASSY, gear change (A = 17.5 m/m, B = 15 m/m)	1	1	1	1	1	1	1	E/No. 009621~
18	92083-018	SPRING, change lever	1	1	1	1	1	1	1	
19	92083-028	SPRING, change pedal return	1	1	1	1	1	1	1	
20	92001-1003	BOLT, return spring	1	1	1	1	1	1	1	
21	110G0618	BOLT, hex head, 6 x 18	2	2	2	2	2	2	2	
22	13168-1039	LEVER, gear positioning	1	1	1	1	1	1	1	
23	92022-116	WASHER, plain	2	2	2	2	2	2	2	
24	92028-1058	BUSHING, gear & neutral positioning	2	2	2	2	2	2	2	
25	92081-1148	SPRING, gear positioning	1	1	1	1	1	1	1	
26	13236-1011	LEVER, neutral positioning	1	1	1	1	1	1	1	
27	92081-003	SPRING, neutral positioning	1	1	1	1	1	1	1	

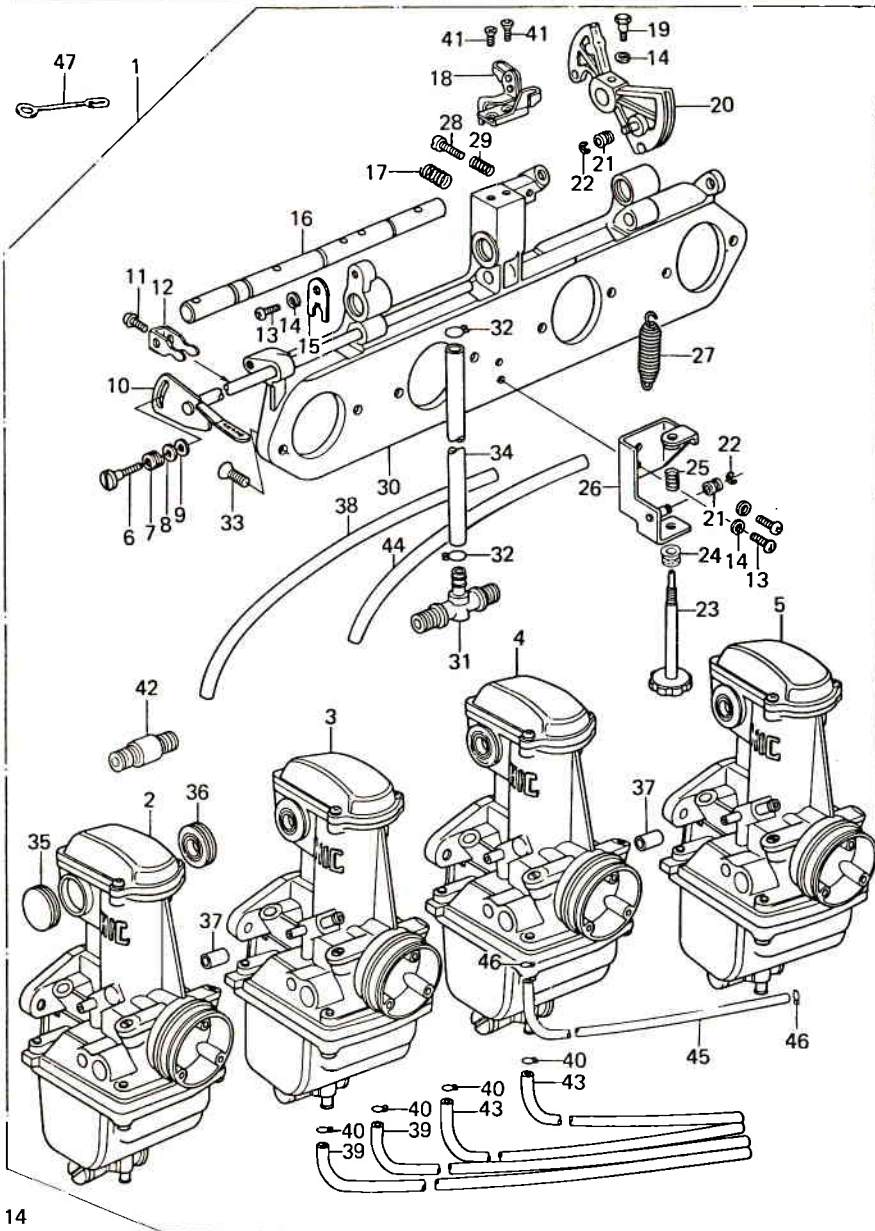
# 11. Engine Covers



Ref. No.	Part No.	Part Name	Quantity	Remarks
1	120P0630	BOLT, socket, 6 x 30	6	
2	120P0640	BOLT, socket, 6 x 40	6	
3	14031-1015	COVER, generator	1	
4	14045-014	GASKET, generator cover	1	
5	120P0622	BOLT, socket, 6 x 22	6	
6	14032-083	COVER, R. H, engine	1	
7	14046-023	GASKET, R. H, engine cover	1	
8	92050-047	OIL SEAL	1	
9	14025-1037	COVER, pulsing coil	1	
10	14050-006	GASKET, pulsing coil cover	1	
11	120P0625	BOLT, socket, 6 x 25	11	
12	14032-1006	COVER, clutch	1	
13	14046-024	GASKET, clutch cover	1	
14	52015-004	GAGE, oil level	1	
15	14032-075-21	COVER, kickstarter	1	F. Black
16	14046-025	GASKET, kickstarter cover	1	
17	92049-1048	OIL SEAL, SC22325	1	
18	110G06125	BOLT, hex head, 6 x 125	1	
19	110G0625	BOLT, hex head, 6 x 25	2	
20	110G0645	BOLT, hex head, 6 x 45	1	
21	11012-1064	CAP, clutch release	1	
22	14025-1092	COVER, gear case	1	
23	410B0600	WASHER, plain, 6 m/m	4	
24	120P0614	BOLT, socket, 6 x 14	2	

# 12. Carburetor "A" (1/2)

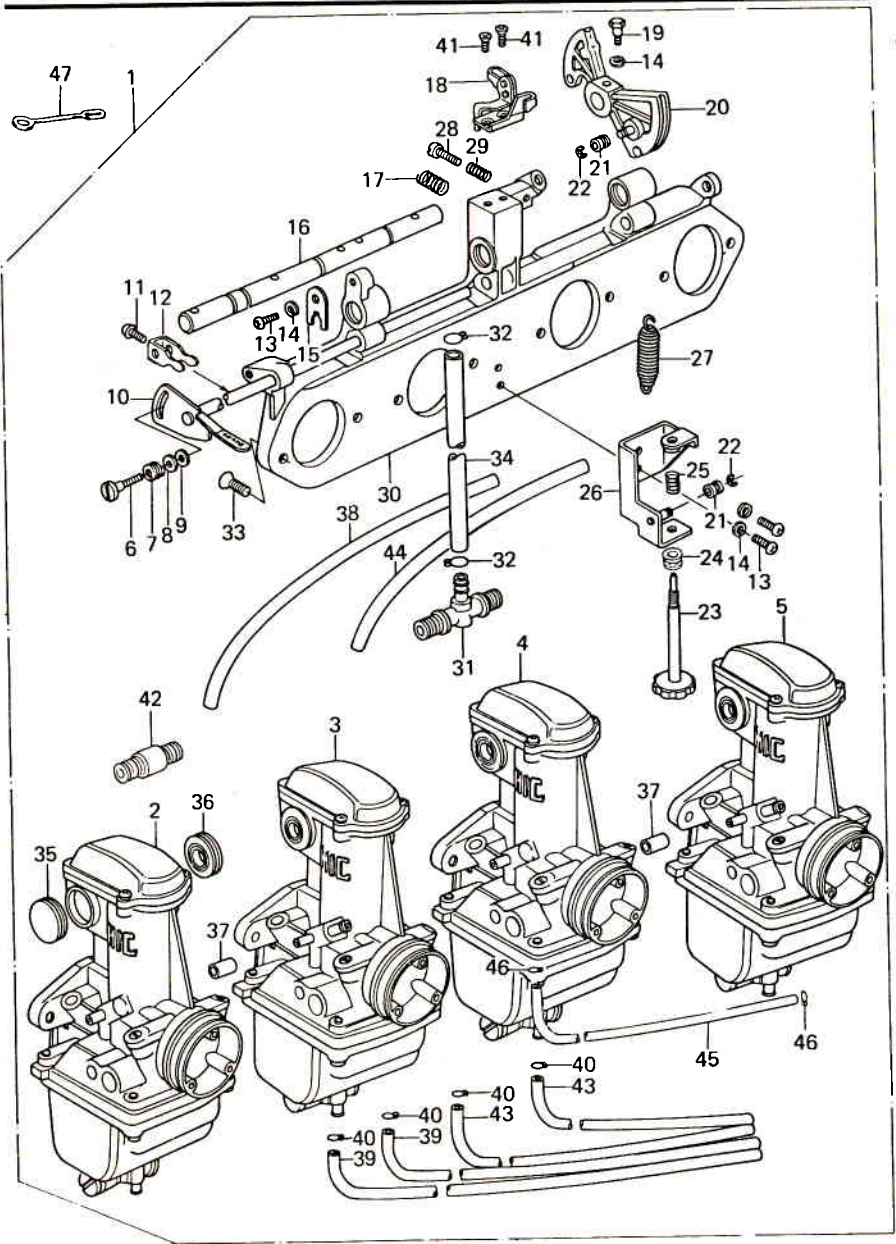
Rev. No.		Date	
----------	--	------	--



Ref. No.	Part No.	Part Name	Quantity	Remarks
1	16001-1109	CARBURETOR ASSY	1	
2	16001-1165	CARBURETOR, L. H. outside	1	
3	16001-1166	CARBURETOR, L. H. inside	1	
4	16001-1167	CARBURETOR, R. H. inside	1	
5	16001-1168	CARBURETOR, R. H. outside	1	
6	16046-005	SCREW, starter lever	1	
7	16040-009	SPRING, starter lever screw	1	
8	16039-020	WASHER, plain, 5 m/m	1	Steel
	41080500	WASHER, plain, 5 m/m	ALT	Steel
9	16039-019	WASHER, plain	1	Nylon
10	16041-1005	SHAFT, starter plunger	1	
11	16046-007	SCREW, pan head	4	
12	13168-1026	LEVER, starter plunger	4	
13	22080514A	SCREW, pan head, 5 x 14	3	
14	461F0500	WASHER, spring, 5 m/m	4	
15	16055-012	PLATE, shaft stopper	1	
16	16041-017	SHAFT, carburetor connection	1	
17	16040-022	SPRING, throttle cable pulley	1	
18	16077-017	BRACKET, throttle cable pulley	1	
19	16067-006	BOLT, throttle lever	1	
20	13168-1024	PULLY, throttle cable	1	
21	16073-016	RING	2	
22	482K3000	CIRCLIP, 3 m/m	2	
23	16021-1006	SCREW, throttle stop	1	
24	92028-1071	BUSHING	1	
25	16022-017	SPRING, throttle stop screw	1	
26	11034-1185	BRACKET, throttle cable pulley	1	
27	92081-1028	SPRING, throttle cable pulley	1	
28	16021-1011	SCREW, adjuster	1	
29	16022-010	SPRING, adjuster screw	1	
30	16065-1009	HOLDER, carburetor mounting	1	

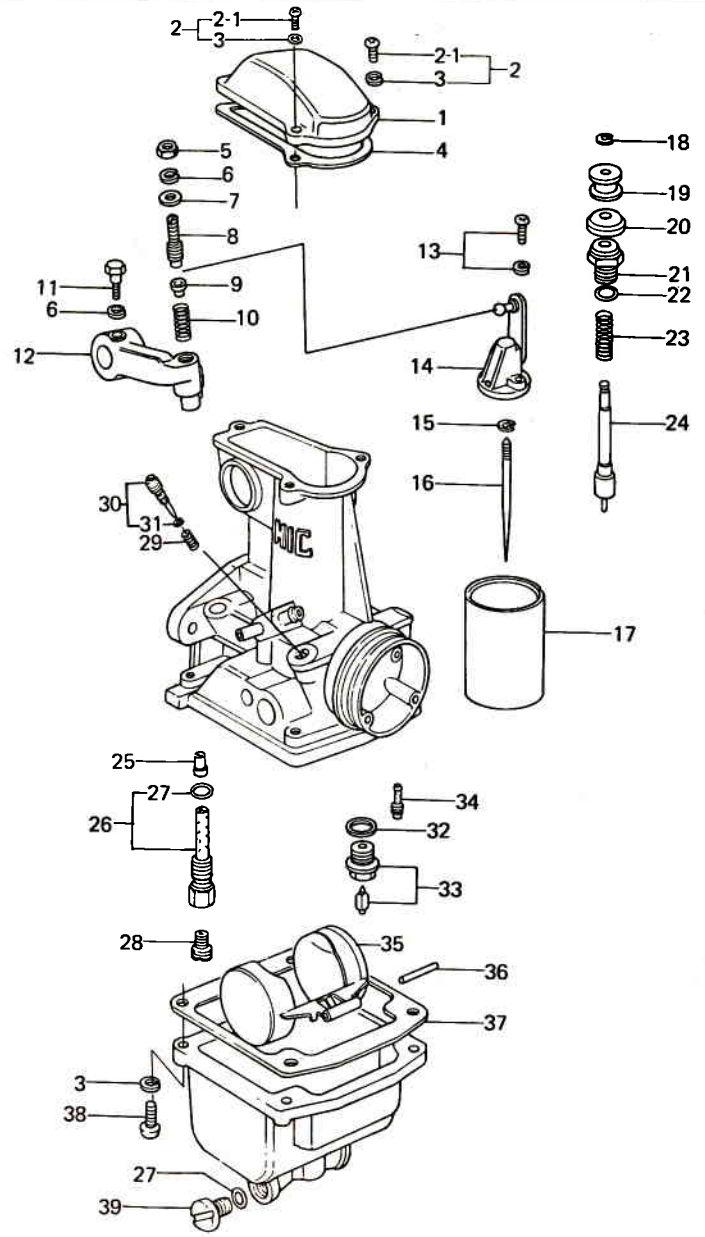


# 12. Carburetor "A" (2/2)



Ref. No.	Part No.	Part Name	Quantity	Remarks
31	92005-1010	NIPPLE, fuel hose	1	
32	92037-1138	CLAMP, fuel hose	2	
33	16033-029	SCREW, countersunk head, 6 x 14	8	
	221B0614	SCREW, countersunk head, 6 x 14	ALT	
34	92059-1082	HOSE, fuel, 7.5φ x 12.5φ x 180	1	
35	16039-042	CAP, rubber	2	
36	92071-104	GROMMET, carburetor	6	
37	92059-141	HOSE, 6φ x 12φ x 16	2	
38	92059-145	HOSE, 5φ x 8φ x 430	1	
39	92059-147	HOSE, overflow, 3.5φ x 6.5φ x 600	2	
40	92037-178	CLAMP, overflow hose	4	
41	221B0510A	SCREW, countersunk head, 5 x 10	2	
42	92005-1009	NIPPLE, fuel hose	2	
43	92059-147	HOSE, overflow, 3.5φ x 6.5φ x 600	2	Actual L = 500 m/m
44	92059-145	HOSE, 5φ x 8φ x 430	1	
45	92059-1023	HOSE, fuel tap diaphragm	1	5.3 x 10.5 x 175
46	92037-072	CLAMP, hose	2	
47	92037-134	CLAMP, overflow pipe	1	

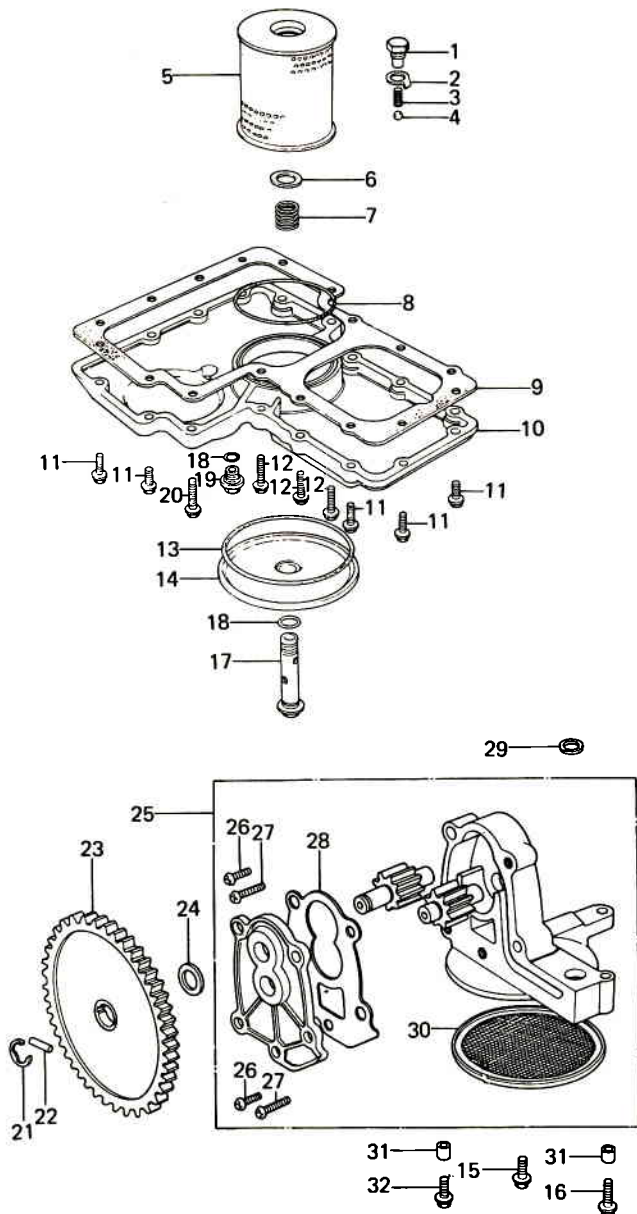
# 12. Carburetor "B" (2/2)



Ref. No.	Part No.	Part Name	Quantity	Remarks
29	16022-007	SPRING, pilot screw	4	
30	16014-1004	SCREW, pilot adjusting	4	
31	16038-022	"O" RING	4	
32	16029-004	GASKET, float valve seat	4	
33	16030-027	FLOAT VALVE ASSY	4	
34	92064-1003	PILOT JET, # 15	4	
35	16031-031	FLOAT	4	
36	16032-003	PIN, float	4	
37	16019-030	GASKET, float chamber	4	
38	22080416A	SCREW, pan head, 4 x 16	16	
39	16049-007	SCREW, guide	4	

# 13. Oil Pump, Oil Filter

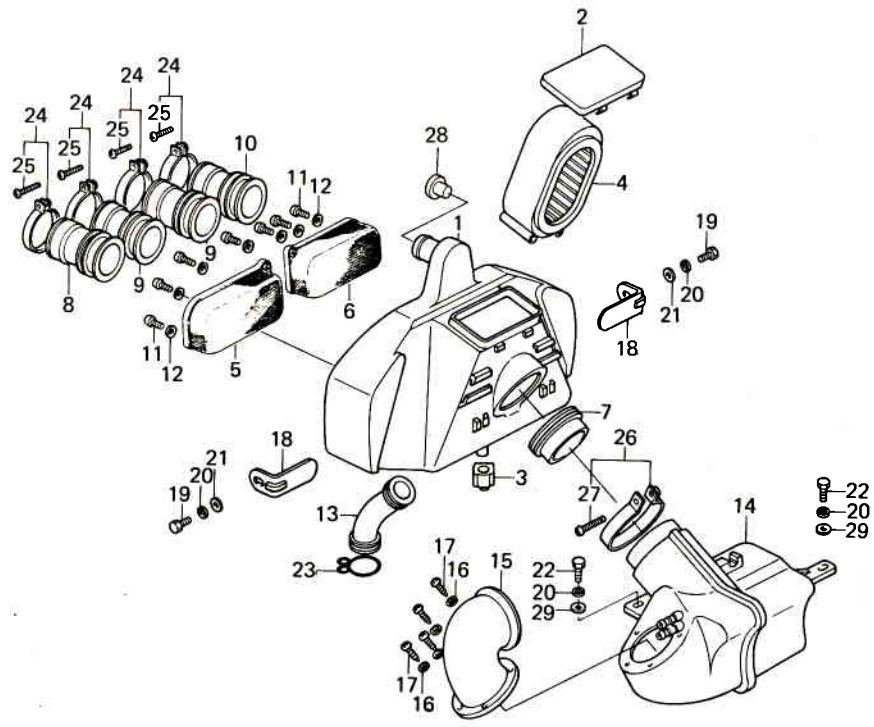
Rev. No.	Date
----------	------



Ref. No.	Part No.	Part Name	Quantity	Remarks
1	92003-095	BOLT, check valve	1	
2	92024-048	WASHER, lock	1	
3	92081-109	SPRING, check valve	1	
4	600A1200	BALL, steel, 3/8"	1	
5	16099-002	ELEMENT, oil filter	1	
6	92022-1012	WASHER, plain	1	
7	92081-1018	SPRING, oil filter	1	
8	92055-052	"O" RING, 92 m/m	1	
9	16112-002	GASKET, oil pan	1	
10	49034-1004	PAN, oil	1	
11	92003-178	BOLT, hex head, 16 x 25	13	
12	92003-159	BOLT, hex head, 6 x 35	3	
13	671B25105	"O" RING, 105 m/m	1	
14	14025-1112	COVER, oil filter	1	
15	92001-163	BOLT, hex head, 6 x 22	1	
16	92001-165	BOLT, hex head, 6 x 45	1	
17	92001-1074	BOLT, oil filter	1	
18	670B2022	"O" RING, 22 m/m	2	
19	92001-1183	PLUG, oil drain	1	
20	92003-179	BOLT, hex head, 6 x 50	1	
21	482K7000	CIRCLIP, 7 m/m	1	
22	551A0314	PIN, dowel, 3 x 14	1	
23	16085-019	GEAR, oil pump	1	
24	92026-080	WASHER, oil pump	1	
25	16082-059	OIL PUMP ASSY	1	
26	220B0618	SCREW, pan head, 6 x 18	3	
27	220B0628	SCREW, pan head, 6 x 28	2	
28	11009-1029	GASKET, oil pump	1	
29	92055-048	"O" RING	1	
30	16111-004	STRAINER, oil pump	1	
31	92042-038	PIN, dowel	2	
32	92001-164	BOLT, hex head, 6 x 35	1	

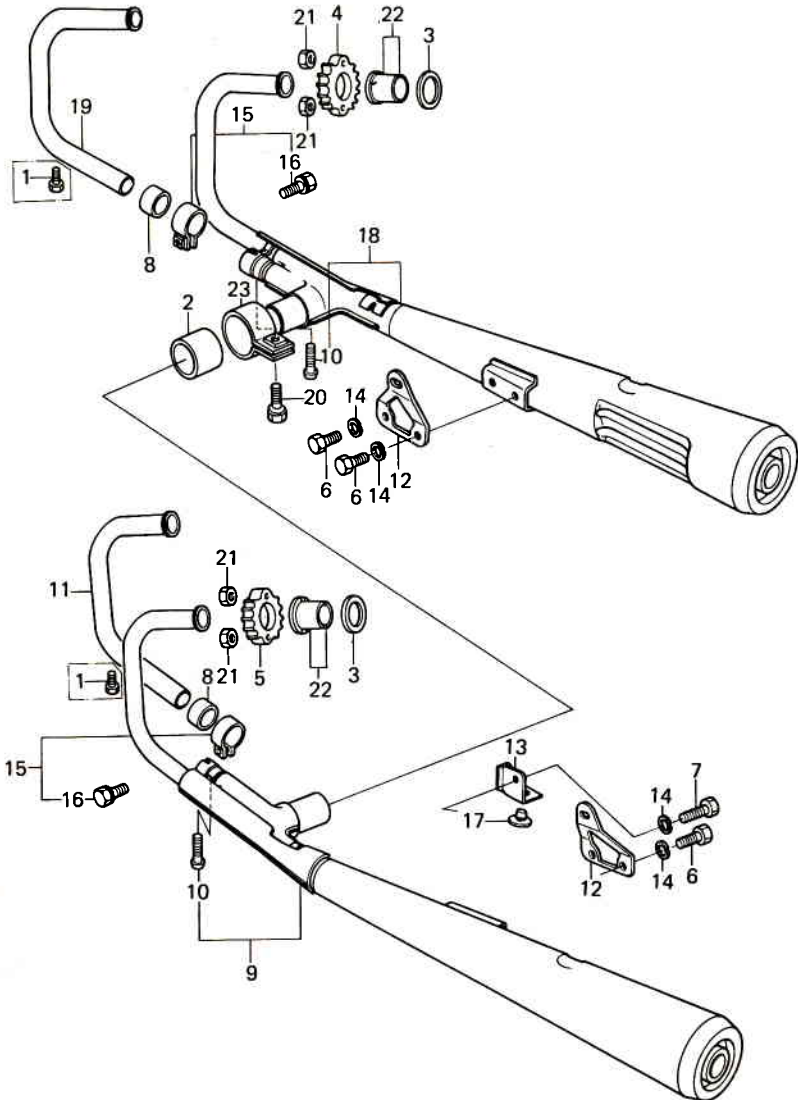


# 14. Air Cleaner



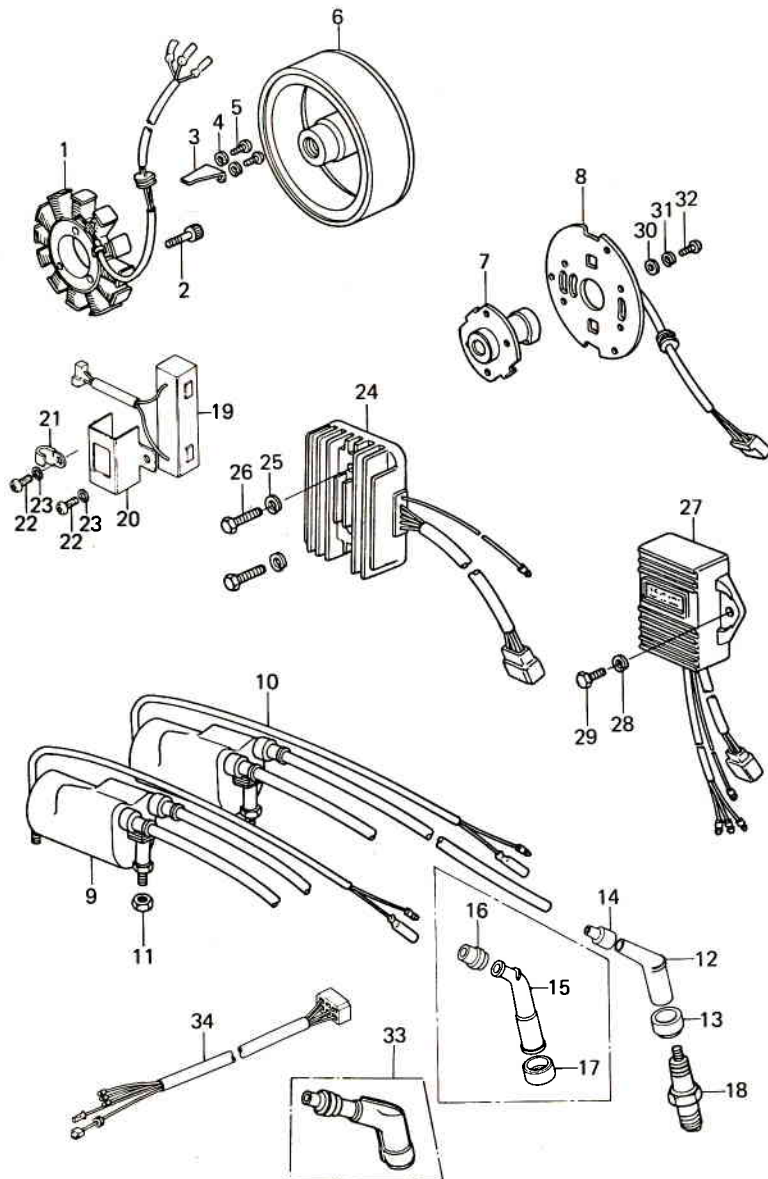
Ref. No.	Part No.	Part Name	Quantity					Remarks	
			ENGLAND	FRANCE	W. GERMANY	ITALY	SWIT. SWEDEN		GENERAL
1	11011-1026	BODY, air cleaner	1	1	1	1	1	1	
		WHN EXH USE 11011-1055							
	11011-1055	BODY, air cleaner	1	1	1	1	1	1	Stamped "D.G.M" No.
2	11012-1066	CAP, air cleaner	1	1	1	1	1	1	
3	11012-1083	CAP, drain	1	1	1	1	1	1	
4	11013-1015	ELEMENT, air cleaner	1	1	1	1	1	1	
5	11040-002	HOLDER, L. H.	1	1	1	1	1	1	
6	11040-003	HOLDER, R. H.	1	1	1	1	1	1	
7	14073-1018	DUCT, air cleaner	1	1	1	1	1	1	
8	14073-1022	DUCT, air cleaner, L. H. OUTSIDE	1	1	1	1	1	1	# 1
9	14073-1023	DUCT, air cleaner, L. H. & R. H. INSIDE	2	2	2	2	2	2	# 2, # 3
10	14073-1024	DUCT, air cleaner, R. H. OUTSIDE	1	1	1	1	1	1	# 4
11	92009-1024	SCREW, pan head, 4 x 12	8	8	8	8	8	8	
12	92022-1041	WASHER, plain, 4 m/m	8	8	8	8	8	8	
13	92059-1060	TUBE, blow-by	1	1	1	1	1	1	
14	11011-1027	BODY, silencer	1	1	1	1	1	1	
15	14073-1016	DUCT, silencer	1	1	1	1	1	1	
16	411B0500	WASHER, plain, 5 m/m	4	4	4	4	4	4	
17	92009-1051	SCREW, 5 x 12	4	4	4	4	4	4	
18	11034-1333	BRACKET, air cleaner fitting	2	2	2	2	2	2	
19	110B0612	BOLT, hex head, 6 x 12	2	2	2	2	2	2	
20	461F0600	WASHER, spring, 6 m/m	4	4	4	4	4	4	
21	411B0600	WASHER, plain, 6 m/m	2	2	2	2	2	2	
22	110B0616	BOLT, hex head, 6 x 16	2	2	2	2	2	2	
23	92037-028	CLAMP, blow-by tube	1	1	1	1	1	1	
24	92037-061	CLAMP, air inlet pipe	4	4	4	4	4	4	
25	92011-037	SCREW, pan head	4	4	4	4	4	4	
26	92037-068	CLAMP, silencer fitting	1	1	1	1	1	1	
27	220B0635	SCREW, pan head, 6 x 3	1	1	1	1	1	1	
28	92066-1040	PLUG	1	1	1	1	1	1	
29	92022-116	WASHER, plain	2	2	2	2	2	2	

# 15. Mufflers



Ref. No.	Part No.	Part Name	Quantity					Remarks
			ENGLAND	FRANCE	W. GERMANY	ITALY	SWIT. SWEDEN	
1	110N0610	BOLT, hex head, 6 x 10					4	
2	11009-1035	GASKET, muffler connection	1	1	1	1	1	1
3	18067-018	GASKET, exhaust pipe	4	4	4	4	4	4
4	18069-1004	HOLDER, exhaust pipe, R. H.	2	2	2	2	2	2
5	18069-1005	HOLDER, exhaust pipe, L. H.	2	2	2	2	2	2
6	110B0816	BOLT, hex head, 8 x 16	3	3	3	3	3	3
7	110B0818	BOLT, hex head, 8 x 18	1	1	1	1	1	1
8	11009-1002	GASKET	2	2	2	2	2	2
9	18001-1058	MUFFLER ASSY, L. H.					1	
	18001-1067	MUFFLER ASSY, L. H.	1	1	1			1
		WHN EXH USE 18001-1136						
	18001-1136	MUFFLER ASSY, L. H.	1	1	1	1		1
10	220B0640	SCREW, pan head, 6 x 40	2	2	2	2	2	2
11	18049-1071	PIPE, exhaust, L. H. inside					1	# 2
	18049-1078	PIPE, exhaust, L. H. inside	1	1	1	1		1
12	32069-1035	BRACKET, muffler	2	2	2	2	2	2
13	32085-1036	STOPPER, muffler	1	1	1	1	1	1
14	461F0800	WASHER, spring, 8 m/m	4	4	4	4	4	4
15	92037-208	CLAMP	2	2	2	2	2	2
16	92001-1088	BOLT, hex head, 8 x 30	2	2	2	2	2	2
17	92075-015	DAMPER RUBBER	1	1	1	1	1	1
18	18001-1059	MUFFLER ASSY, R. H.					1	
	18001-1068	MUFFLER ASSY, R. H.	1	1	1			1
		WHN EXH USE 18001-1137						
	18001-1137	MUFFLER ASSY, R. H.	1	1	1	1		1
19	18049-1072	PIPE, exhaust, R. H. inside					1	# 3
	18049-1079	PIPE, exhaust, R. H. inside	1	1	1	1		1
20	92001-1094	BOLT, hex head, 8 x 35	1	1	1	1	1	1
21	92017-013	NUT, lock, 8 m/m	8	8	8	8	8	8
22	92027-170	COLLAR, exhaust pipe	8	8	8	8	8	8
23	92037-1055	CLAMP, muffler connection	1	1	1	1	1	1

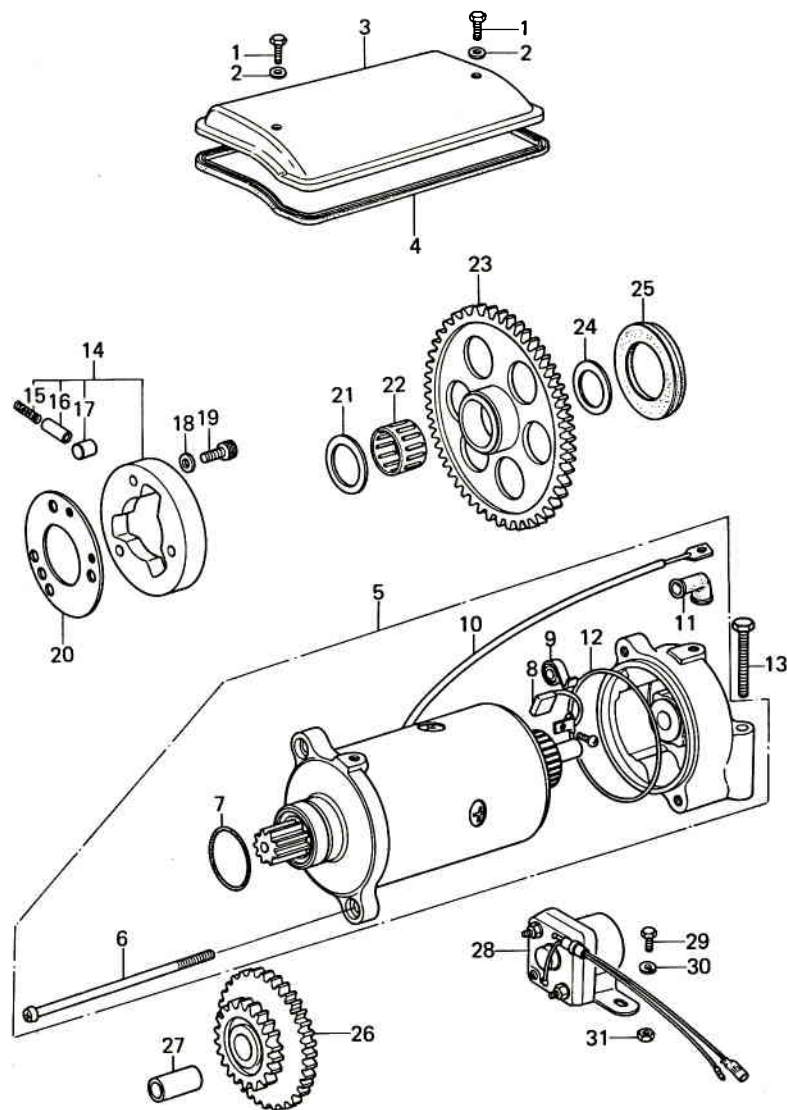
# 16. Generator, Electrical Equipment for Engine



Ref. No.	Part No.	Part Name	Quantity					Remarks	
			ENGLAND	FRANCE	W. GERMANY	ITALY	SWEDEN SWIT.		GENERAL
1	21003-1015	STARTOR ASSY	1	1	1	1	1	1	
2	120P0525A	BOLT, socket, 5 x 25	3	3	3	3	3	3	
3	92037-1038	CLAMP, harness	1	1	1	1	1	1	
4	461F0500	WASHER, spring, 5 m/m	2	2	2	2	2	2	
5	220B0512A	SCREW, pan head, 5 x 12	2	2	2	2	2	2	
6	21007-1011	ROTOR	1	1	1	1	1	1	
7	21148-1006	ADVANCER ASSY, spark	1	1	1	1	1	1	
8	59026-1002	COIL, pulsing	1	1	1	1	1	1	
9	21121-1021	COIL, ignition	1	1	1	1	1	1	No. 1 & 4
10	21121-1022	COIL, ignition	1	1	1	1	1	1	No. 2 & 3
11	92017-014	NUT, lock, 6 m/m	4	4	4	4	4	4	
12	21130-024	CAP, spark plug				2			No. 1 & 4
13	21131-004	GROMMET, spark plug cap				2			
14	21132-005	GROMMET, high tension cord				2			No. 2 & 3
15	21130-1002	CAP, spark plug				2			
16	21131-005	GROMMET, high tension cord				2			
17	21131-006	GROMMET, spark plug cap				2			
18	92070-037	SPARK PLUG, NGK B-8ES	4	4	4	4	4	4	Local Procurement Item
		SPARK PLUG, ND W24ES-U	4	4	4	4	4	4	
19	28018-1020	RESISTOR	1	1	1	1	1	1	
20	11034-1555	BRACKET, resistor	1	1	1	1	1	1	
21	21126-008	CLAMP, harness	1	1	1	1	1	1	
22	220B0612	SCREW, pan head, 6 x 12	2	2	2	2	2	2	
23	461F0600	WASHER, spring, 6 m/m	2	2	2	2	2	2	
24	21066-1008	REGULATOR, voltage	1	1	1	1	1	1	
25	461F0600	WASHER, spring, 6 m/m	2	2	2	2	2	2	
26	110B0625	BOLT, hex head, 6 x 25	2	2	2	2	2	2	
27	21119-1004	IGNITER WHN EXH USE 21119-1013	1	1	1	1	1	1	Lead wire (Red) = 700 m/m Lead wire (Red) = 750 m/m
	21119-1013	IGNITER	1	1	1	1	1	1	
28	461F0600	WASHER, spring, 6 m/m	2	2	2	2	2	2	
29	110B0614	BOLT, hex head, 6 x 14	2	2	2	2	2	2	
30	410B0500	WASHER, plain, 5 m/m	3	3	3	3	3	3	
31	461F0500	WASHER, spring, 5 m/m	3	3	3	3	3	3	
32	220B0512A	SCREW, pan head, 5 x 12	3	3	3	3	3	3	
33	21160-005	CAP, spark plug	4	4	4	4	4	4	
34	26001-1071	WIRING HARNESS, lead	1	1	1	1	1	1	

# 17. Starter Motor, Starting Clutch

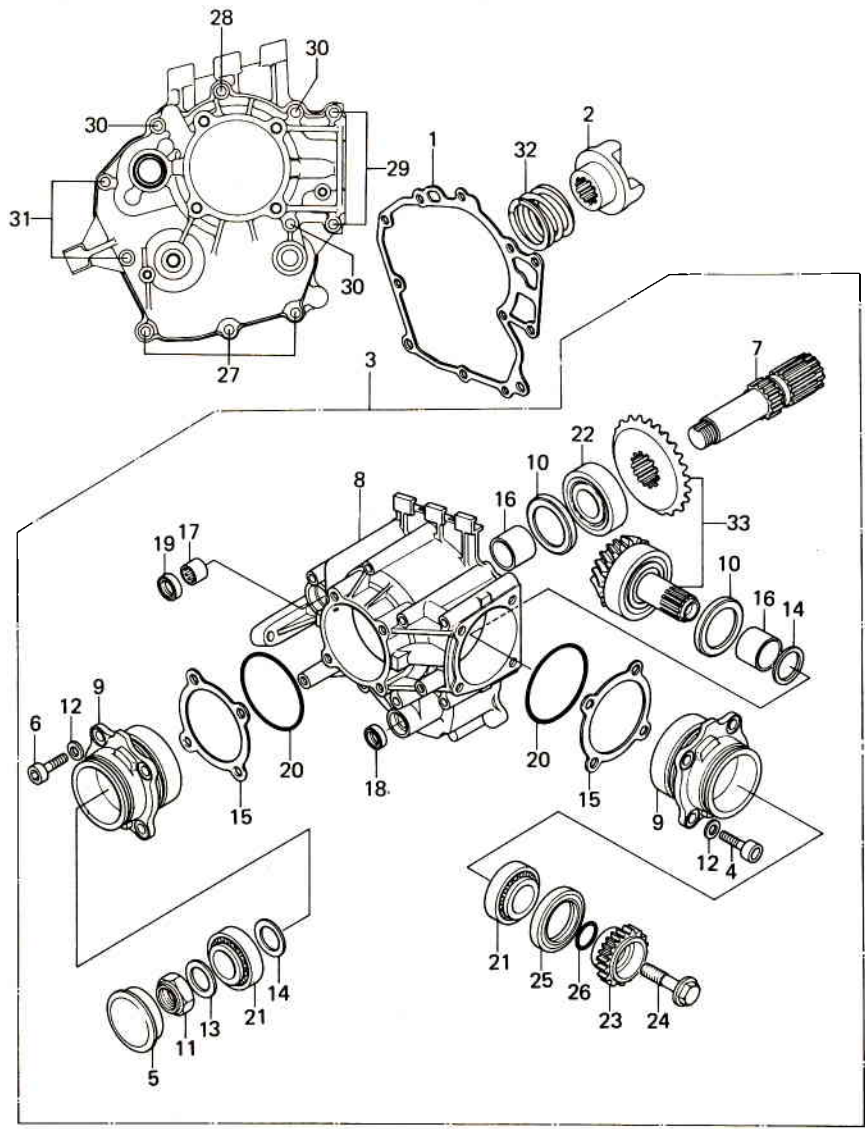
Rev. No.	Date
----------	------



Ref. No.	Part No.	Part Name	Quantity	Remarks
1	110N0610	BOLT, hex head, 6 x 10	2	
2	410D0600	WASHER, plain, 6 m/m	2	
3	21165-001	COVER, starting motor	1	
4	21166-001	GASKET, starting motor cover	1	
5	21163-1007	MOTOR ASSY, starting	1	
6	21015-005	SCREW, pan head	2	
7	21027-004	"O" RING, 25 m/m	1	
8	21039-003	BRUSH, carbon	2	
9	21040-003	SPRING, carbon brush	2	
10	26011-1048	WIRE, starting motor lead	1	
11	21017-017	CAP, starting motor terminal	1	
12	21027-003	"O" RING	1	
13	110B0655	BOLT, hex head, 6 x 55	2	
14	13193-1006	CLUTCH ASSY, starting	1	
15	92081-110	SPRING	3	
16	92043-087	PIN	3	
17	92122-001	ROLLER	3	
18	92022-1108	WASHER, plain	3	
19	92003-104	BOLT, socket, 8 x 16	3	
20	92026-112	PLATE, starting clutch	1	
21	92026-1031	SPACER, (I.D.= 25 m/m, O.D.= 38 m/m)	1	t = 1.0
22	92046-1022	BEARING, needle, K253020S	1	
23	16085-1012	GEAR, starting clutch	1	
24	92026-1033	SPACER, (I.D. = 25 m/m, O.D. = 34 m/m)	1	t = 2.0
	92075-1129	DAMPER RUBBER, 6.3 t	AR	
	92075-1130	DAMPER RUBBER, 7.3 t	AR	
	92075-1131	DAMPER RUBBER, 8.3 t	AR	
26	21167-002	GEAR, starting motor	1	
27	13002-007	COLLAR	1	
28	27010-1023	SWITCH ASSY, magnetic	1	
29	110B0612	BOLT, hex head, 6 x 12	2	
30	461F0600	WASHER, spring, 6 m/m	2	
31	92017-014	NUT, lock, 6 m/m	2	



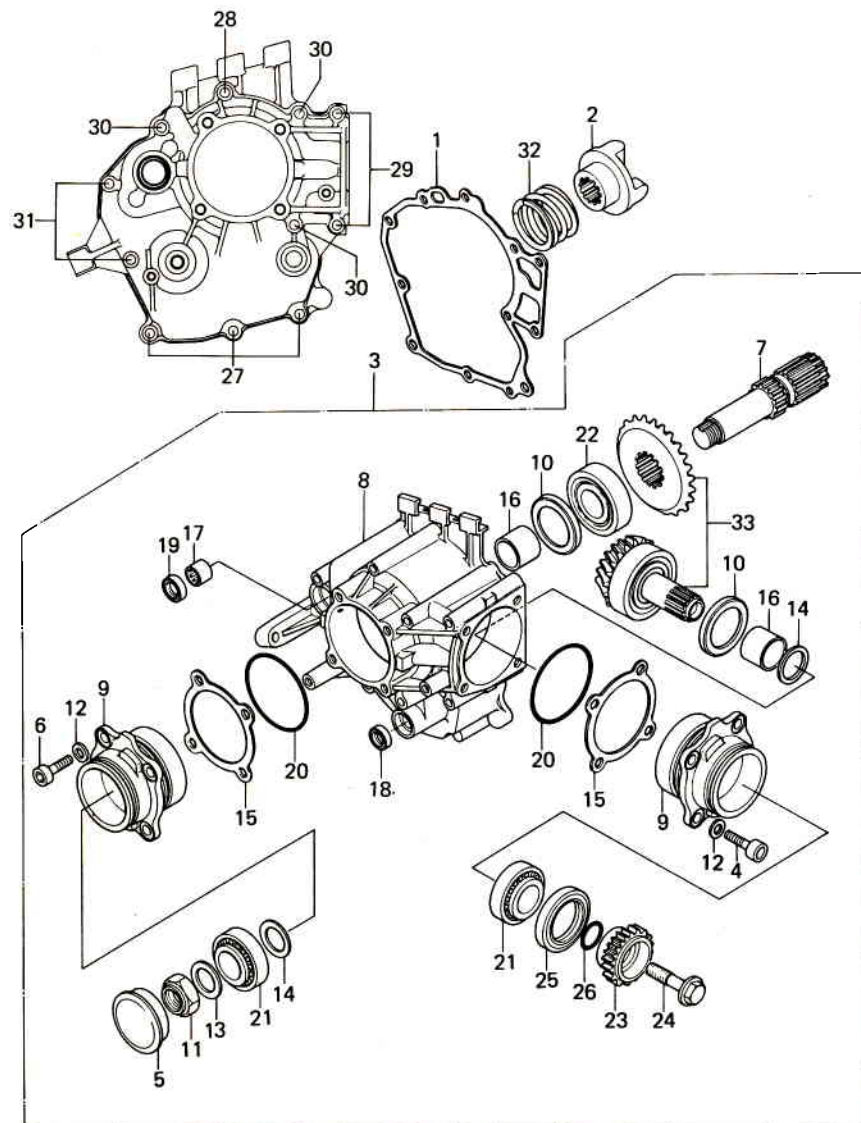
# 18. Front Bevel Gear (1/2)



Ref. No.	Part No.	Part Name	Quantity	Remarks
1	11009-1112	GASKET, front bevel gear case	1	
2	13048-1005	CAM, damper	1	
3	13101-1010	GEAR ASSY, front bevel	1	
4	120P0825	BOLT, socket, 8 x 25	4	
5	11012-1071	CAP	1	
6	120P0825	BOLT, socket, 8 x 25	4	
7	13107-1014	SHAFT, front bevel gear	1	
8	14055-1003	CASE, front bevel gear	1	
9	41046-1010	HOUSING, bearing	2	
10	51036-1002	CUP	2	
11	92015-1065	NUT, lock, 20 m/m	1	
12	92022-1028	WASHER, plain	8	
13	92022-1116	WASHER, plain, 2.3 x 20.3 x 36	1	
14	92025-1072	SHIM, 1.70 t	AR	
	92025-1073	SHIM, 1.72 t	AR	
	92025-1074	SHIM, 1.74 t	AR	
	92025-1075	SHIM, 1.76 t	AR	
	92025-1076	SHIM, 1.78 t	AR	
15	92025-1077	SHIM, 1.80 t	AR	
	92025-1078	SHIM, 0.15 t	AR	
	92025-1079	SHIM, 0.50 t	AR	
	92025-1080	SHIM, 0.60 t	AR	
	92025-1081	SHIM, 0.70 t	AR	
	92025-1082	SHIM, 0.80 t	AR	
	92025-1083	SHIM, 0.90 t	AR	
	92025-1084	SHIM, 1.00 t	AR	
	92025-1085	SHIM, 1.20 t	AR	
16	92027-1152	COLLAR, L = 22.8 m/m	AR	
	92027-1153	COLLAR, L = 22.9 m/m	AR	
	92027-1154	COLLAR, L = 23.0 m/m	AR	
	92027-1155	COLLAR, L = 23.1 m/m	AR	
	92027-1156	COLLAR, L = 23.2 m/m	AR	
	92027-1157	COLLAR, L = 23.3 m/m	AR	
	92027-1158	COLLAR, L = 23.4 m/m	AR	
	92027-1159	COLLAR, L = 23.5 m/m	AR	
	92027-1160	COLLAR, L = 23.6 m/m	AR	
	92027-1161	COLLAR, L = 23.7 m/m	AR	
	92027-1162	COLLAR, L = 23.8 m/m	AR	

# 18. Front Bevel Gear (2/2)

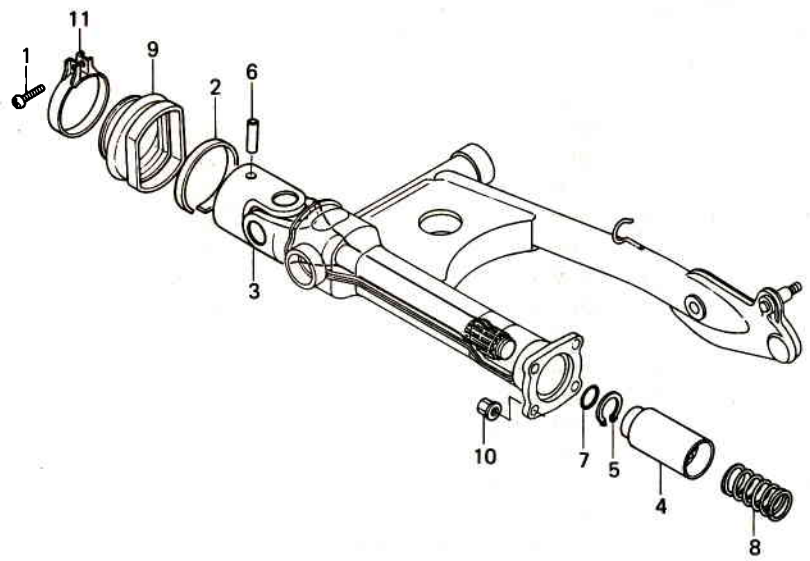
Rev. No.	Date
----------	------



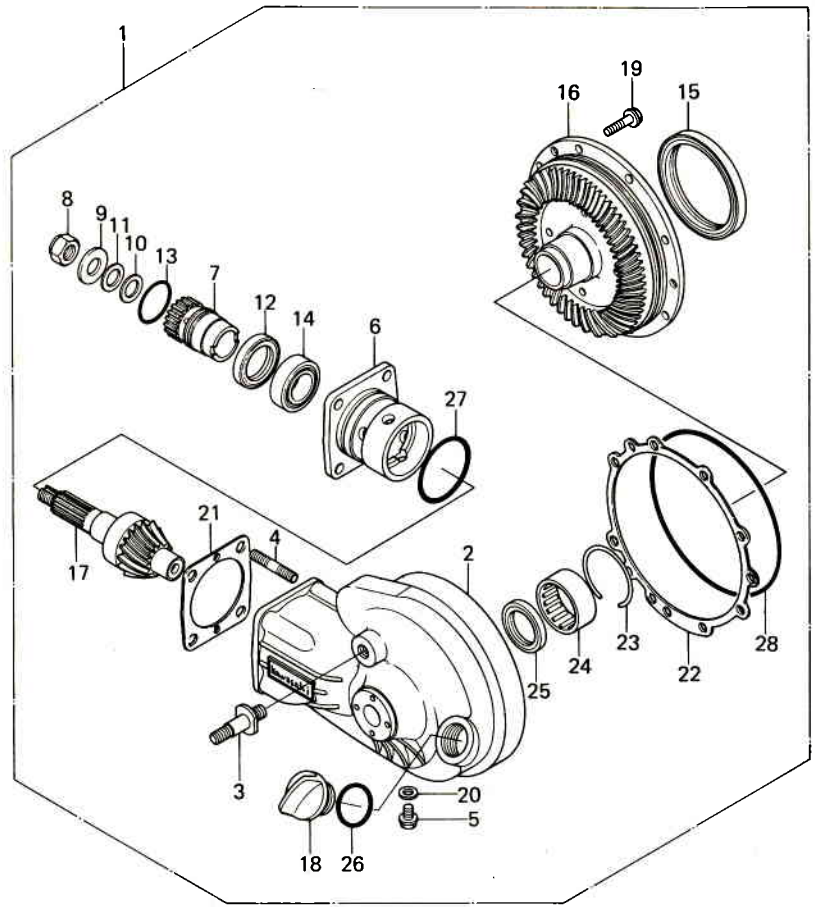
Ref. No.	Part No.	Part Name	Quantity	Remarks
	92027-1163	COLLAR, L = 23.9 m/m	AR	
	92027-1164	COLLAR, L = 24.0 m/m	AR	
	92027-1165	COLLAR, L = 24.1 m/m	AR	
17	92046-037	BEARING, needle, 7E-HK1412	1	
18	92049-004	OIL SEAL, change shaft	1	
19	92049-1037	OIL SEAL, clutch release	1	TC14244.8
20	92055-1043	"O" RING, I. D. = 64.4 m/m	2	
21	92116-1003	BEARING, roller, 4T30205	2	
22	92116-1006	BEARING, roller, 4T30305	1	
23	42034-1014	COUPLING, front driven shaft	1	
24	92001-1169	BOLT, 12 x 42	1	
25	92049-1038	OIL SEAL, TC35527	1	
26	92055-1044	"O" RING, I. D. = 18.64 m/m	1	
27	92003-110	BOLT, hex head, 6 x 54	3	
28	92003-111	BOLT, hex head, 6 x 99	1	
29	92003-112	BOLT, hex head, 6 x 94	2	
30	92003-113	BOLT, hex head, 6 x 116	3	
31	92003-114	BOLT, hex head, 6 x 72	2	
32	92081-1117	SPRING, cam damper	1	
33	13101-5027	GEAR SET, front bevel	1	

# 19. Propeller Shaft

Ref. No.	Part No.	Part Name	Quantity	Remarks
1	22080430A	SCREW, pan head, 4 x 30	1	
2	39130-1002	SPRING, leaf	1	
3	39158-1002	SHAFT ASSY, propeller	1	
4	42034-1012	COUPLING, propeller shaft	1	
5	480J2000	CIRCLIP, 20 m/m	1	
6	610A0406	ROLLER, 4 x 6	1	
7	92055-1029	"O" RING	1	
8	92081-1183	SPRING, propeller shaft	1	
9	49006-1026	BOOT	1	
10	92015-077	NUT, 10 m/m	4	
11	92037-1112	CLAMP, boot fitting	1	



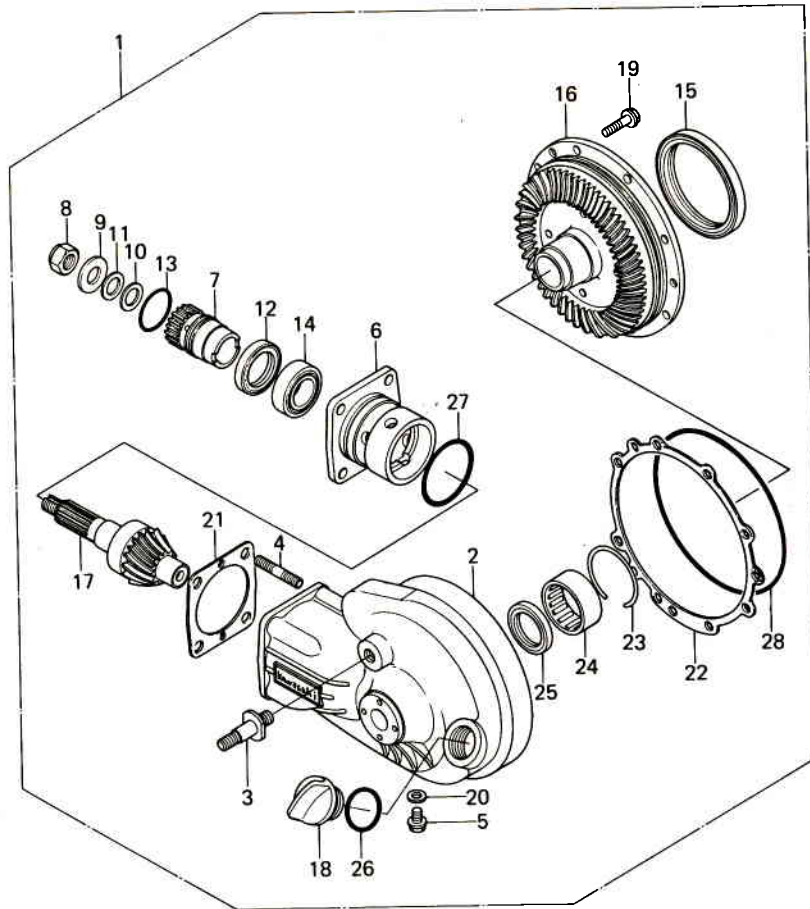
# 20. Final Gear (1/2)



Ref. No.	Part No.	Part Name	Quantity	Remarks
1	13101-1005	GEAR ASSY, final	1	
2 ~ 4	11021-1008	CASE ASSY, final gear	1	
3	92004-1020	STUD, rear shock absorber fitting	1	
4	92004-1024	STUD, 10 x 30	4	
5	130B0812	BOLT, flanged, 8 x 12	1	
6	41046-1009	HOUSING, bearing	1	
7	42034-1013	COUPLING, pinion gear shaft	1	
8	92015-1059	NUT, lock, 16 m/m	1	
9	92022-1105	WASHER, 16 x 32 x 3.2	1	
10	92025-1027	SHIM, 1.30 t	AR	
	92025-1028	SHIM, 1.32 t	AR	
	92025-1029	SHIM, 1.34 t	AR	
	92025-1030	SHIM, 1.36 t	AR	
	92025-1031	SHIM, 1.38 t	AR	
11	92025-1032	SHIM, 0.10 t	AR	
	92025-1033	SHIM, 0.20 t	AR	
	92025-1034	SHIM, 0.30 t	AR	
	92025-1035	SHIM, 0.50 t	AR	
	92025-1036	SHIM, 0.90 t	AR	
	92025-1068	SHIM, 0.60 t	AR	
	92025-1069	SHIM, 0.70 t	AR	
	92025-1070	SHIM, 0.80 t	AR	
	92025-1071	SHIM, 1.00 t	AR	
12	92049-1033	OIL SEAL, SC32487	1	
13	92055-1037	"O" RING, I.D. = 32.7 m/m	1	
14	92116-1004	BEARING, roller, 4T32005X	1	
15	92049-1034	OIL SEAL, S-831009HS	1	
15 ~ 17	13101-5028	GEAR SET, final bevel	1	
18	16115-1003	CAP, oil filler	1	
19	92001-1095	BOLT, 8 x 28	8	
20	92022-1086	WASHER, plain	1	

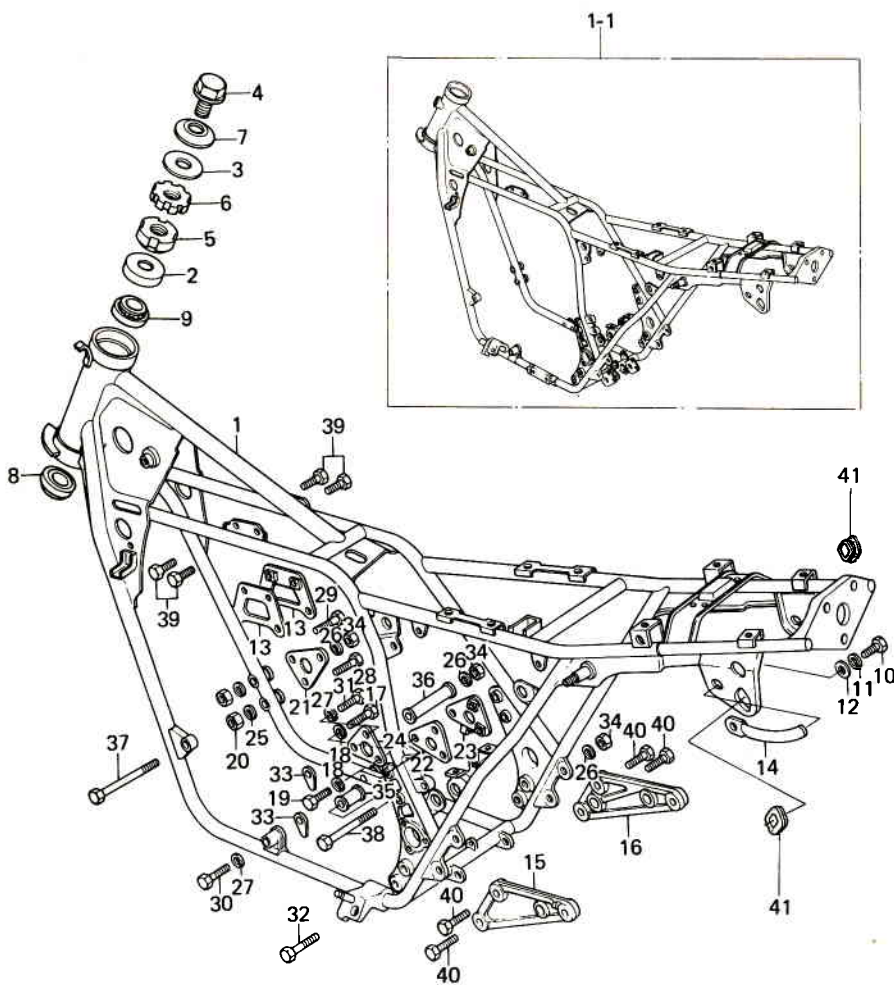


# 20. Final Gear (2/2)



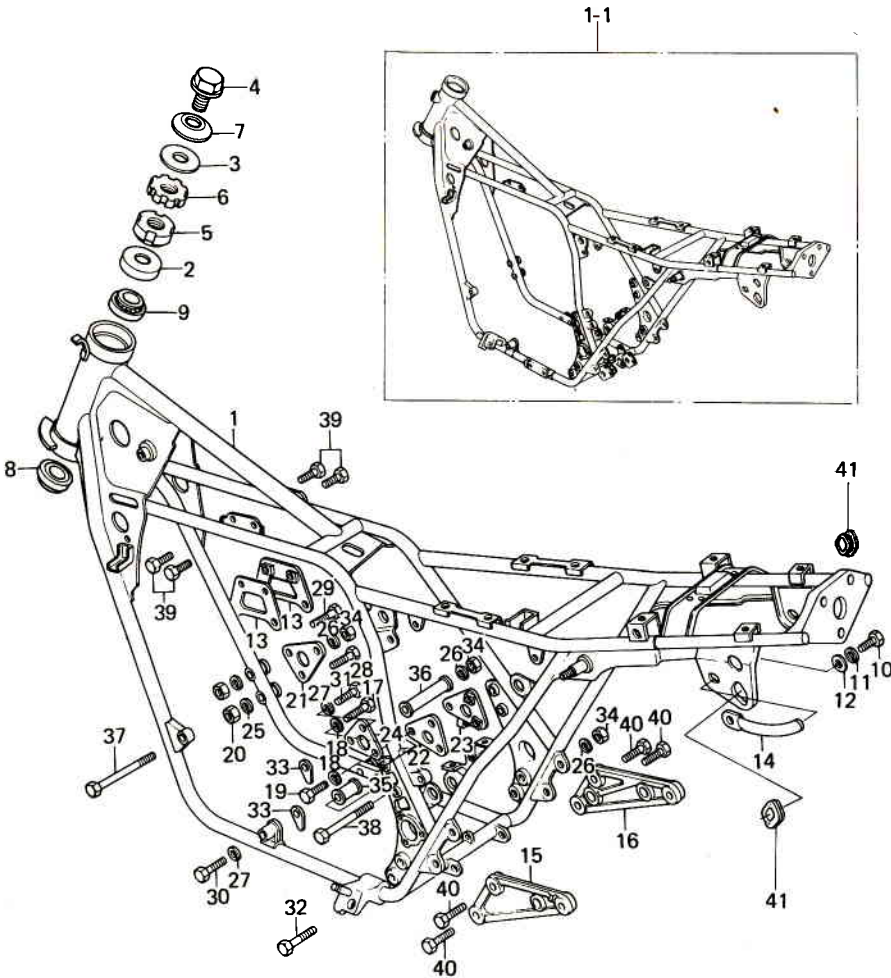
Ref. No.	Part No.	Part Name	Quantity	Remarks	
21	92025-1052	SHIM, 0.15 t	AR		
	92025-1053	SHIM, 0.50 t	AR		
	92025-1054	SHIM, 0.60 t	AR		
	92025-1055	SHIM, 0.70 t	AR		
	92025-1056	SHIM, 0.80 t	AR		
	92025-1057	SHIM, 0.90 t	AR		
	92025-1058	SHIM, 1.00 t	AR		
	92025-1059	SHIM, 1.20 t	AR		
	22	92025-1060	SHIM, 0.15 t	AR	
		92025-1061	SHIM, 0.50 t	AR	
92025-1062		SHIM, 0.60 t	AR		
92025-1063		SHIM, 0.70 t	AR		
92025-1064		SHIM, 0.80 t	AR		
92025-1065		SHIM, 0.90 t	AR		
92025-1066		SHIM, 1.00 t	AR		
92025-1067		SHIM, 1.20 t	AR		
23	92033-1020	RING, snap	1		
24	92046-1020	BEARING, needle, TAF435320	1		
25	92049-1025	OIL SEAL	1		
26	92055-049	"O" RING	1		
27	92055-1038	"O" RING, I.D. = 57.6 m/m	1		
28	92055-1039	"O" RING, I.D. = 150.4 m/m	1		

# 21. Frame (1/2)



Ref. No.	Part No.	Part Name	Quantity					Remarks	
			ENGLAND	FRANCE	W. GERMANY	ITALY	SMIT.		GENERAL SWEDEN
1	32002-1066	FRAME	1	1	1			1	Z1000-E1
	32002-1106	FRAME	1	1	1			1	Z1000-E2~
1-1	32002-1097	FRAME			1	1	1		Z1000-E1
	32002-1107	FRAME			1	1			Z1000-E2~
	32002-1136	FRAME					1		Z1000-E2~
2	11012-1070	CAP, steering stem head	1	1	1	1	1	1	
3	46100-003	WASHER, wave	1	1	1	1	1	1	
4	92001-1283	BOLT, steering stem head	1	1	1	1	1	1	
5	92015-1068	NUT, steering stem head	1	1	1	1	1	1	Lower
6	92015-1069	NUT, steering stem head	1	1	1	1	1	1	Upper
7	92022-230	WASHER, steering stem head	1	1	1	1	1	1	
8	92116-1008	BEARING, roller, 32006JR RS	1	1	1	1	1	1	Lower
9	92116-1009	BEARING, roller, HR320/28XJ	1	1	1	1	1	1	Upper
10	114B0816	BOLT, hex head, 8 x 16	1	1	1	1	1	1	
11	461F0800	WASHER, spring, 8 m/m	1	1	1	1	1	1	
12	410B0800	WASHER, plain, 8 m/m	1	1	1	1	1	1	
13	21048-1001	PLATE, ignition coil	2	2	2	2	2	2	
14	32109-1009	GRIP, frame	1	1	1	1	1	1	
15	35011-1021	STAY, muffler fitting, L. H.	1	1	1	1	1	1	
16	35011-1022	STAY, muffler fitting, R. H.	1	1	1	1	1	1	
17	114B0818	BOLT, hex head, 8 x 18	2	2	2	2	2	2	
18	461F0800	WASHER, spring, 8 m/m	6	6	6	6	6	6	
19	114G0840	BOLT, hex head, 8 x 40	4	4	4	4	4	4	
20	311B0800	NUT, 8 m/m	2	2	2	2	2	2	
21	32029-1069	BRACKET, front engine mounting	1	1	1	1	1	1	Upper
22	32029-1070	BRACKET, rear engine mounting, L. H.	1	1	1	1	1	1	
23	32029-1071	BRACKET, rear engine mounting, R. H.	1	1	1	1	1	1	
24	32030-026	BRACKET, front engine mounting	1	1	1	1	1	1	Lower
25	461F0800	WASHER, spring, 8 m/m	2	2	2	2	2	2	

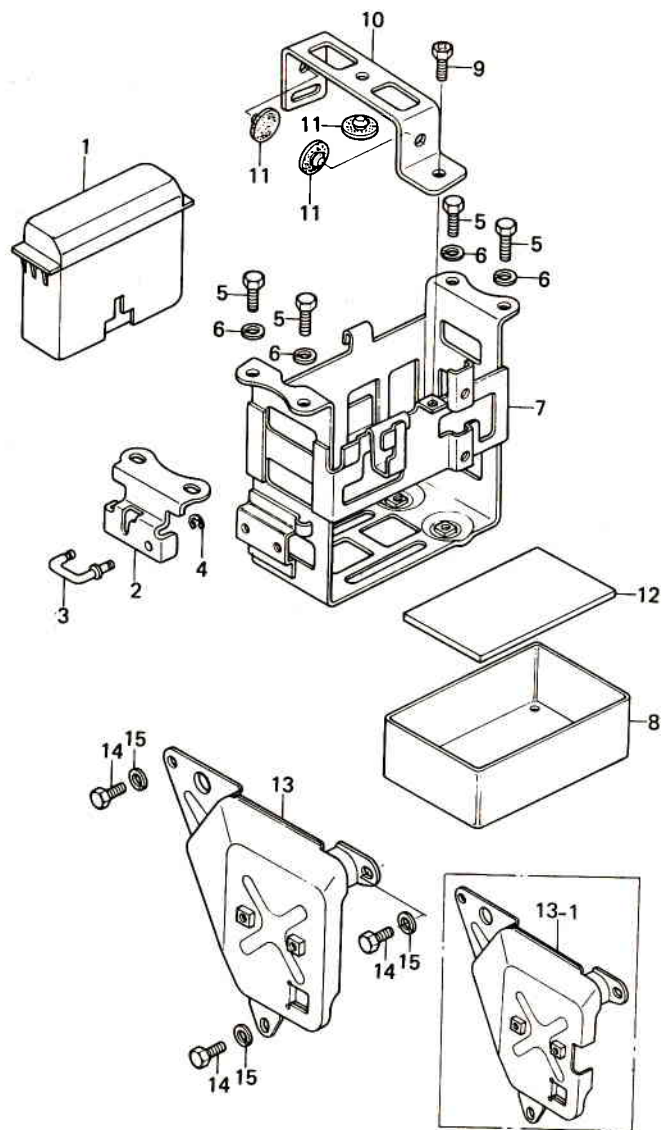
# 21. Frame (2/2)



Ref. No.	Part No.	Part Name	Quantity					Remarks	
			ENGLAND	FRANCE	W. GERMANY	ITALY	SWIT. SWEDEN		GENERAL
26	461F1000	WASHER, spring, 10 m/m	3	3	3	3	3	3	
27	461F1200	WASHER, spring, 12 m/m	2	2	2	2	2	2	
28	110G0860	BOLT, hex head, 8 x 60	1	1	1	1	1	1	
29	110G0865	BOLT, hex head, 8 x 65	1	1	1	1	1	1	
30	113B1255A	BOLT, hex head, 12 x 55	1	1	1	1	1	1	
31	113B1270A	BOLT, hex head, 12 x 70	1	1	1	1	1	1	
32	92003-099	BOLT, engine mounting, lower	1	1	1	1	1	1	L = 165 m/m
33	92016-045	NUT, lock, 12 m/m	2	2	2	2	2	2	
34	92019-021	NUT, lock, 10 m/m	3	3	3	3	3	3	
35	92027-1150	COLLAR, engine mounting, L. H.	1	1	1	1	1	1	
36	92027-1151	COLLAR, engine mounting, R. H.	1	1	1	1	1	1	
37	92091-022	BOLT, front engine mounting	1	1	1	1	1	1	L = 310 m/m
38	92091-031	BOLT, hex head, 10 x 296	1	1	1	1	1	1	
39	92001-1171	BOLT, hex head, 6 x 12	4	4	4	4	4	4	
40	92001-1172	BOLT, hex head, 8 x 25	4	4	4	4	4	4	
41	32112-007	PLUG, rubber	2	2	2	2	2	2	

## 22. Battery Case, Tool Case

Rev. No.		Date	
----------	--	------	--

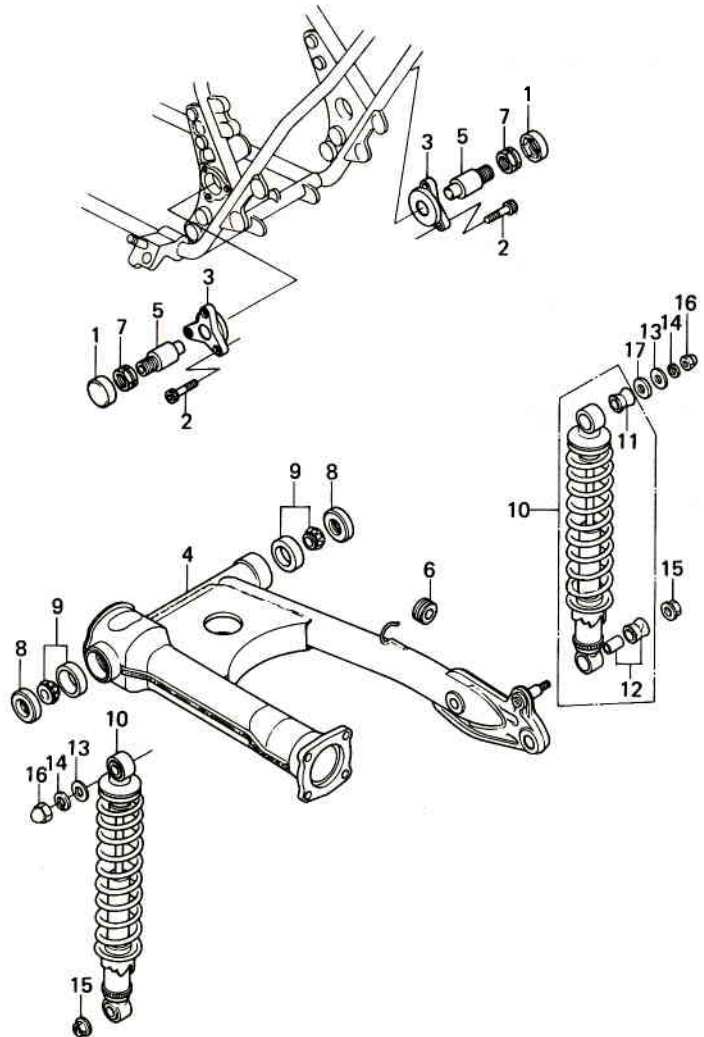


Ref. No.	Part No.	Part Name	Quantity	Remarks
1	32098-1007	CASE, tool	1	
2	11034-1520	BRACKET, helmet hook	1	
3	27012-1012	HOOK, helmet	1	
4	482J3000	CIRCLIP, 3 m/m	1	
5	110B0612	BOLT, hex head, 6 x 12	4	
6	461F0600	WASHER, spring, 6 m/m	4	
7	32097-1017	CASE, battery	1	Z1000-E1
	32097-1024	CASE, battery	1	Z1000-E2~
8	32099-1009	CASE	1	
9	92001-1171	BOLT, hex head, 6 x 12	1	
10	92072-1024	BAND, battery	1	
11	92075-078	DAMPER RUBBER	3	
12	92075-1143	DAMPER, battery	1	
13	11034-1373	BRACKET, base	1	Z1000-E1
13-1	11034-1594	BRACKET, base	1	Z1000-E2~
14	110B0612	BOLT, hex head, 6 x 12	3	
15	461F0600	WASHER, spring, 6 m/m	3	



# 23. Swing Arm, Rear Shock Absorber

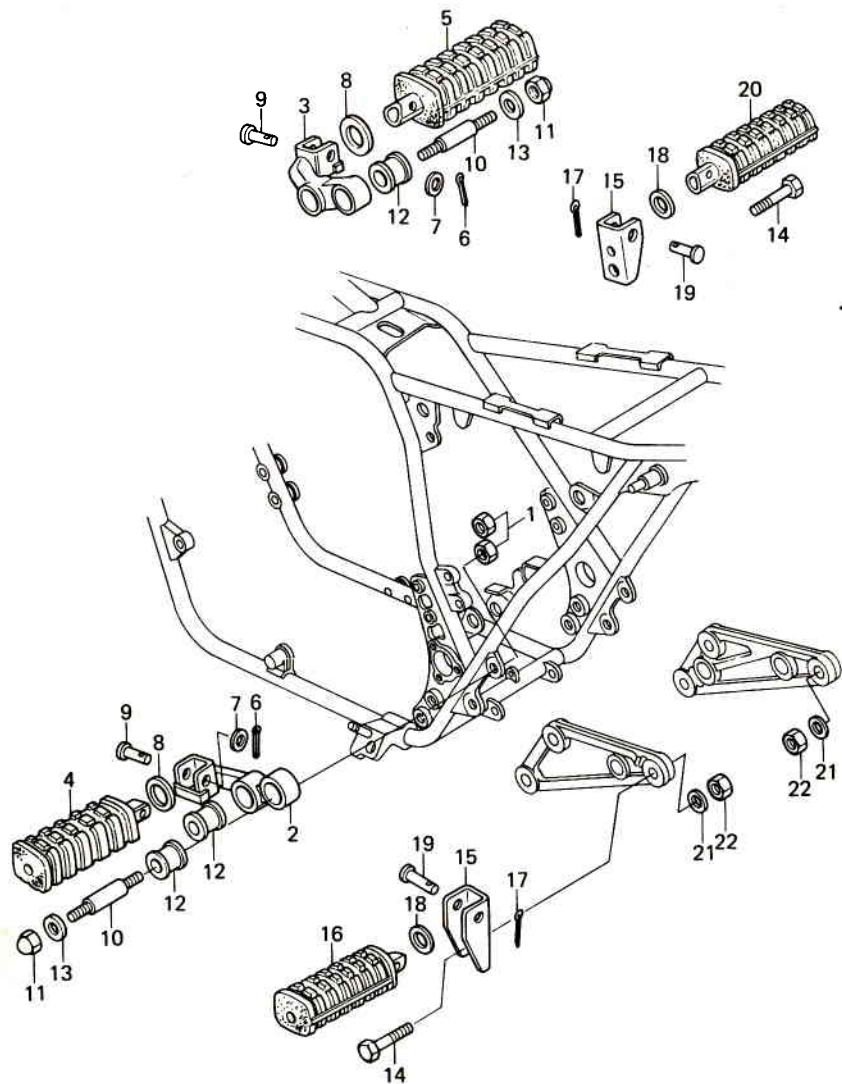
Rev. No.		Date	
----------	--	------	--



Ref. No.	Part No.	Part Name	Quantity	Remarks
1	11012-1069	CAP, swing arm	2	
2	120Q0820	BOLT, socket, 8 x 20	6	
3	32085-1035	STOPPER, swing arm	2	
4	33001-1029	SWING ARM	1	
5	33032-1008	SHAFT, swing arm	2	
6	43064-007	DAMPER RUBBER, brake hose	1	
7	92015-1066	NUT, swing arm fitting	2	
8	92049-1030	OIL SEAL, 26406	2	
9	92116-1001	BEARING, roller, 4T30203E1	2	
10	45014-1032	SHOCK ABSORBER, rear	2	Z1000-E1
	45014-1046	SHOCK ABSORBER, rear	2	Z1000-E2~
11	45017-020	BUSHING, shock absorber	2	
12	92075-1141	BUSHING, shock absorber	2	
13	410B1200	WASHER, plain, 12 m/m	2	
14	461F1200	WASHER, spring, 12 m/m	2	
15	92015-077	NUT, 10 m/m	2	
16	92020-014	NUT, cap, shock absorber fitting	2	
17	92022-1057	WASHER, plain, 12φ x 22φ x 4.5t	1	

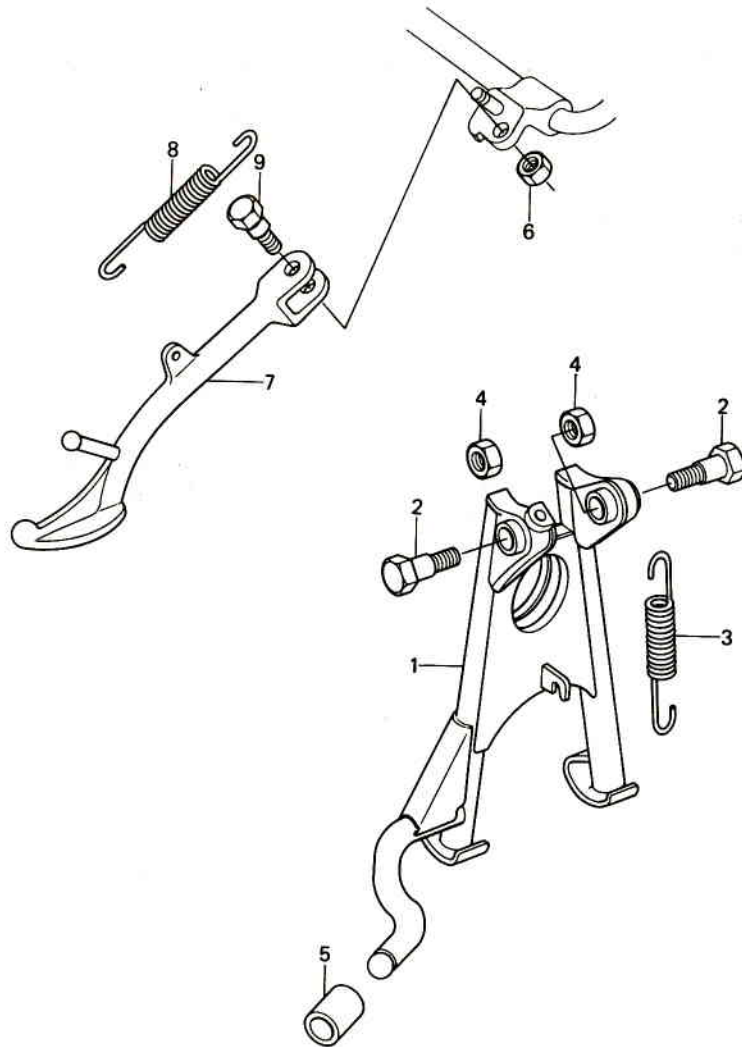
# 24. Footrests

Rev. No.		Date	
----------	--	------	--



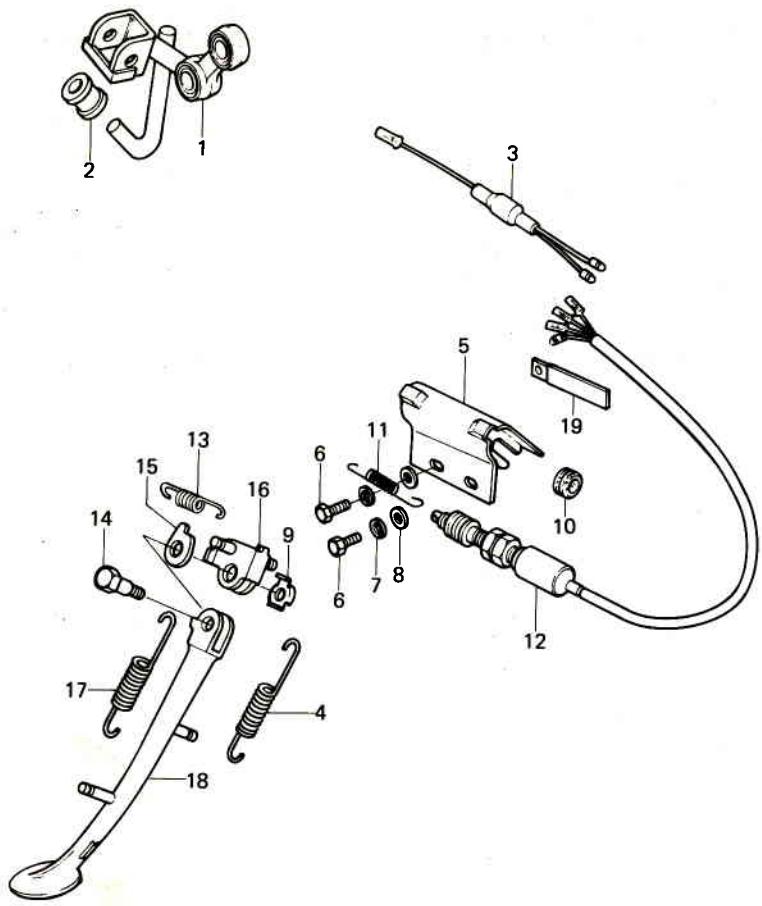
Ref. No.	Part No.	Part Name	Quantity					Remarks	
			ENGLAND	FRANCE	W.GERMANY	ITALY	SMIT.		SWEDEN
1	315B1000	NUT, 10 m/m	4	4	4	4	4	4	
2	34003-1032	HOLDER, L. H, front footrest step	1	1	1	1	1	1	
3	34003-1033	HOLDER, R. H, front footrest step	1	1	1	1	1	1	
4	34028-1017	STEP, front footrest, L. H.	1	1	1	1	1	1	
5	34028-1018	STEP, front footrest, R. H.	1	1	1	1	1	1	
6	550D2516	PIN, cotter, 2.5 x 16	2	2	2	2	2	2	
7	92022-203	WASHER, plain, 8 m/m	2	2	2	2	2	2	
8	92022-250	WASHER, plain	2	2	2	2	2	2	
9	92043-115	PIN, front footrest fitting	2	2	2	2	2	2	
10	92004-048	STUD, front footrest fitting	4	4	4	4	4	4	
11	92019-013	NUT, lock, 8 m/m	4	4	4	4	4	4	
12	92075-293	DAMPER RUBBER, front footrest	4	4	4	4	4	4	
13	92102-010	CAP, front footrest	4	4	4	4	4	4	
14	113B1040	BOLT, hex head, 10 x 40	2	2	2	2	2	2	
15	34003-1025	HOLDER, rear footrest step	2	2	2	2	2	2	
16	34028-1009	STEP, rear footrest, L. H.	1	1	1	1	1	1	
17	550D2012	PIN, cotter, 2.0 x 12	2	2	2	2	2	2	
18	92022-181	WASHER, plain	2	2	2	2	2	2	
19	92043-079	PIN, rear footrest fitting	2	2	2	2	2	2	
20	34028-1010	STEP, rear footrest, R. H.	1	1	1	1	1	1	
21	411B1000	WASHER, plain, 10 m/m	2	2	2	2	2	2	
22	92019-021	NUT, lock, 10 m/m	2	2	2	2	2	2	

# 25-1. Stands



Ref. No.	Part No.	Part Name	Quantity					Remarks	
			ENGLAND	FRANCE	W. GERMANY	ITALY	SWEDEN		GENERAL
1	34011-1023	STAND, main	1	1		1		1	
	34011-1017	STAND, main			1		1	1	
2	34019-014	SHAFT, main stand	2	2	2	2	2	2	
3	34023-012	SPRING, main stand, L = 126 m/m	1	1		1			1
	34023-020	SPRING, main stand, L = 166 m/m			2		2	2	
4	92016-044	NUT, 12 m/m	2	2	2	2	2	2	
5	92075-1142	DAMPER, main stand	1	1	1	1	1	1	
6	92019-021	NUT, lock, 10 m/m	1	1		1			1
7	34024-1026	STAND, side	1	1		1			1
8	34025-005	SPRING, side stand	1	1		1			1
9	92003-079	BOLT, side stand fitting	1	1		1			1

# 25-2. Side Stand Equipment



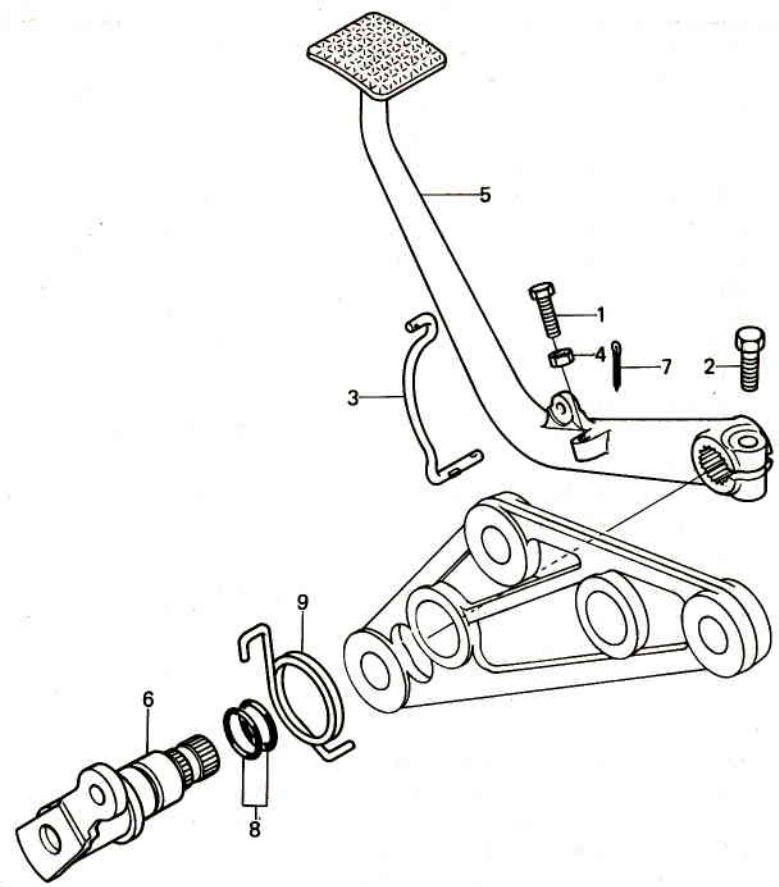
Ref. No	Part No.	Part Name	Quantity					Remarks
			ENGLAND	FRANCE	W. GERMANY	ITALY	GENERAL SWEDEN	
1	34003-1038	BRACKET, front footrest step, L. H.			1	1	1	
2	92075-293	DAMPER RUBBER			1	1	1	
3	49018-1001	DIODE			1	1	1	
4	34025-010	SPRING, side stand			1	1	1	L = 109 m/m
5	49016-1029	DUST COVER			1	1	1	
6	110B0612	BOLT, hex head, 6 x 12			2	2	2	
7	461F0600	WASHER, spring, 6 m/m			2	2	2	
8	410B0600	WASHER, plain, 6 m/m			2	2	2	
9	92022-1156	WASHER, side stand			1	1	1	
10	92071-019	GROMMET			1	1	1	
11	27011-014	SPRING, side stand switch			1	1	1	L = 85 m/m
12	27010-1005	SWITCH, side stand			1	1	1	
13	34025-011	SPRING			1	1	1	L = 49 m/m
14	92001-1190	BOLT, side stand fitting			1	1	1	
15	92022-1007	WASHER, side stand			1	1	1	
16	32085-1041	STOPPER, side stand			1	1	1	
17	92081-1012	SPRING, side stand			1	1	1	L = 177 m/m
18	34024-1030	STAND, side			1	1	1	
19	92037-113	CLAMP			1	1	1	



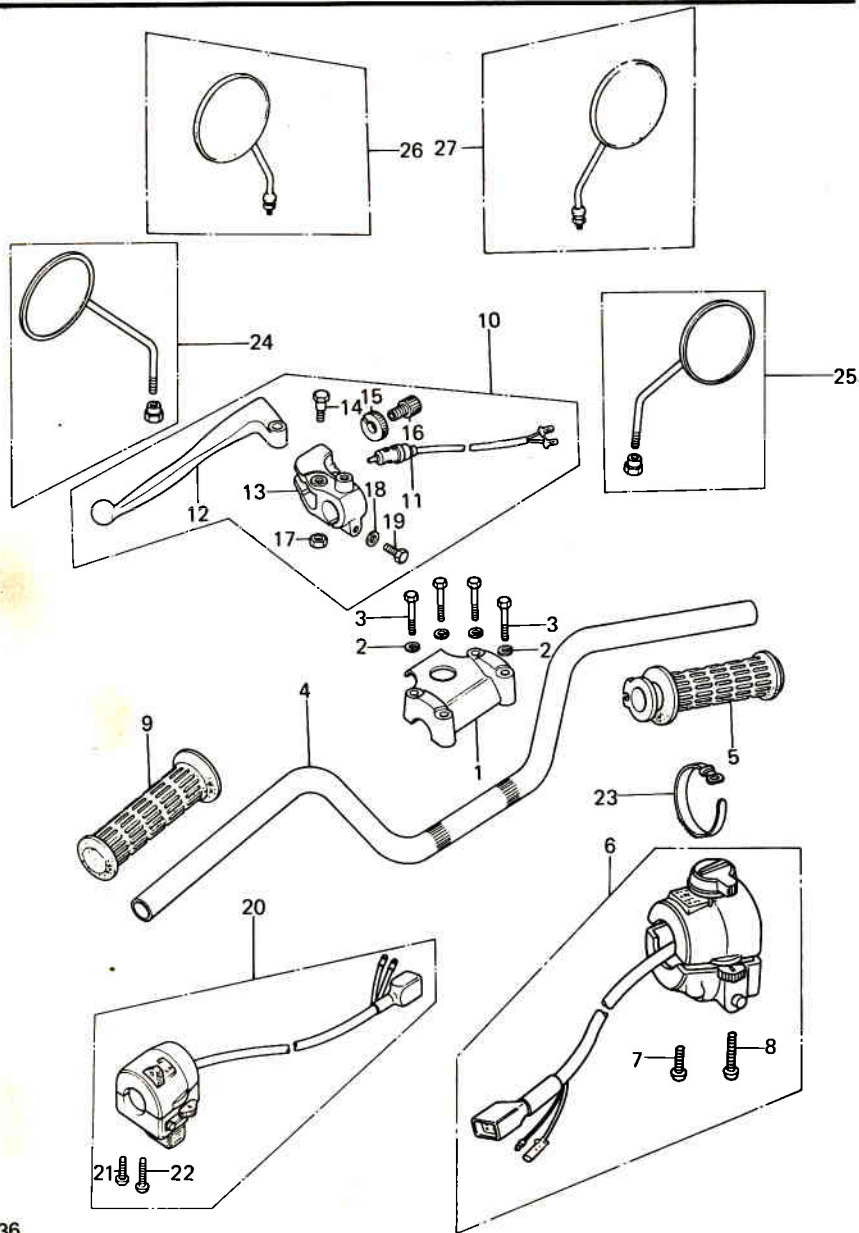
# 26. Brake Pedal

Rev. No.	Date
----------	------

Ref. No.	Part No.	Part Name	Quantity	Remarks
1	110B0630	BOLT, hex head, 6 x 30	1	
2	110B0825	BOLT, hex head, 8 x 25	1	
3	27012-1014	HOOK, brake lamp switch	1	
4	311B0600	NUT, 6 m/m	1	
5	43001-1026	PEDAL, brake	1	
6	43004-1007	SHAFT, brake pedal	1	Z1000-E1
	43004-1008	SHAFT, brake pedal	1	Z1000-E2~
7	550D1610	PIN, cotter, 1.6 x 10	1	
8	670B2020	"O" RING, 20 m/m	2	
9	92081-1116	SPRING, brake pedal return	1	



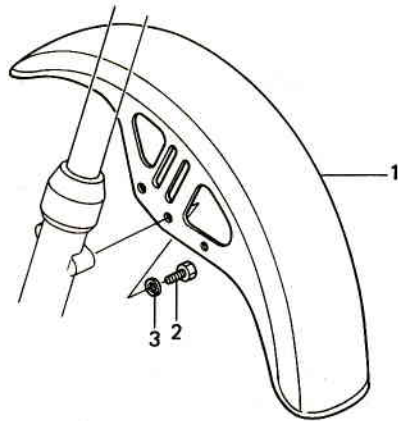
# 27. Handlebar, Grips



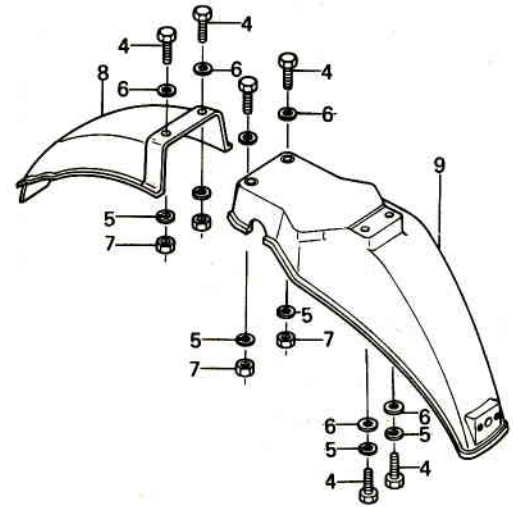
Ref. No.	Part No.	Part Name	Quantity					Remarks	
			ENGLAND	FRANCE	W. GERMANY	ITALY	SWIT.		GENERAL
1	46012-1004	HOLDER, handlebar	1	1	1			1	
	46012-1006	HOLDER, handlebar			1	1	1		
2	461F0800	WASHER, spring, 8 m/m	4	4	4	4	4	4	
3	92007-002	BOLT, handlebar fitting	4	4	4	4	4	4	
4	46003-1037	HANDLEBAR, Semi-Low	1	1	1	1	1	1	
5	46019-038	GRIP ASSY, throttle	1	1	1	1	1	1	
6	46091-1052	HOUSING ASSY, R. H.	1	1	1	1	1	1	
7	220B0530A	SCREW, pan head, 5 x 30	1	1	1	1	1	1	
8	220B0540A	SCREW, pan head, 5 x 40	1	1	1	1	1	1	
9	46075-028	RUBBER, L. H, grip	1	1	1	1	1	1	
10	46076-054	LEVER ASSY, clutch	1	1	1	1	1	1	
	46076-049	LEVER ASSY, clutch			1	1	1		
11	27043-002	SWITCH, clutch	1	1	1				1
12	46092-022	LEVER, clutch	1	1	1	1	1	1	
13	46094-019	HOLDER, clutch lever	1	1	1				1
	46094-017	HOLDER, clutch lever			1	1	1		
14	92007-047	BOLT, hex head, 6 m/m	1	1	1	1	1	1	
15	46056-007	NUT, cable adjust lock	1	1	1	1	1	1	
16	46055-003	SCREW, cable adjust	1	1	1	1	1	1	
17	92017-014	NUT, lock, 6 m/m	1	1	1	1	1	1	
18	410B0600	WASHER, plain, 6 m/m	1	1	1	1	1	1	
19	110N0625	BOLT, hex head, 6 x 25	1	1	1	1	1	1	
20	46091-1054	HOUSING ASSY, L. H.	1	1					1
	46091-1055	HOUSING ASSY, L. H.			1	1	1		
21	220B0530A	SCREW, pan head, 5 x 30	1	1	1	1	1	1	
22	220B0535A	SCREW, pan head, 5 x 35	1	1	1	1	1	1	
23	92072-030	BAND, rubber	4	4	4	4	4	4	
24	56001-1023	REAR VIEW MIRROR ASSY, L. H.	1	1	1	1	1	1	
25	56001-1024	REAR VIEW MIRROR ASSY, R. H.	1	1	1	1	1	1	
26	56003-014	REAR VIEW MIRROR ASSY, L. H.		1					
27	56002-022	REAR VIEW MIRROR ASSY, R. H.		1					

# 28. Fenders

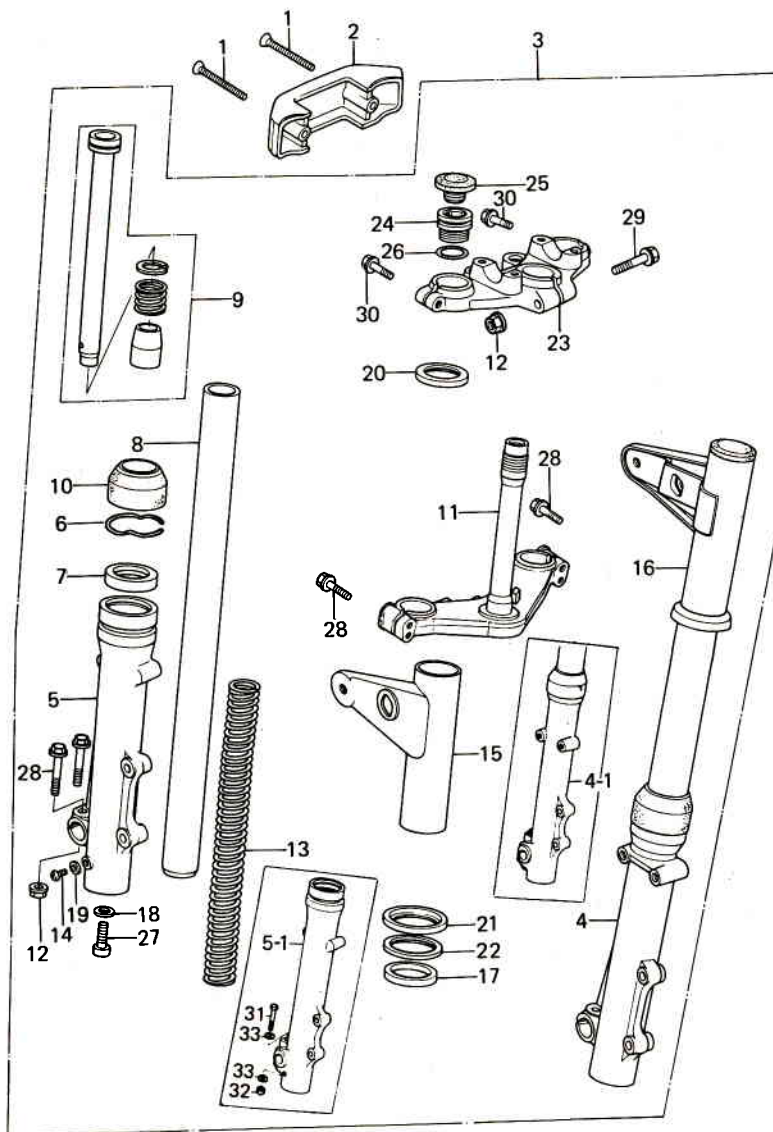
Rev. No.		Date	
----------	--	------	--



Ref. No.	Part No.	Part Name	Quantity	Remarks
1	35001-1013	FENDER, front	1	
2	110B0816	BOLT, hex head, 8 x 16	4	
3	461F0800	WASHER, spring, 8 m/m	4	
4	110B0616	BOLT, hex head, 6 x 16	6	
5	461F0600	WASHER, spring, 6 m/m	6	
6	411B0600	WASHER, plain, 6 m/m	6	
7	311B0600	NUT, 6 m/m	4	
8	35022-1022	FENDER, rear (Front)	1	Z1000-E1
	35022-1039	FENDER, rear (Front)	1	Z1000-E2~
9	35022-1026-6Z	FENDER, rear (Rear)	1	



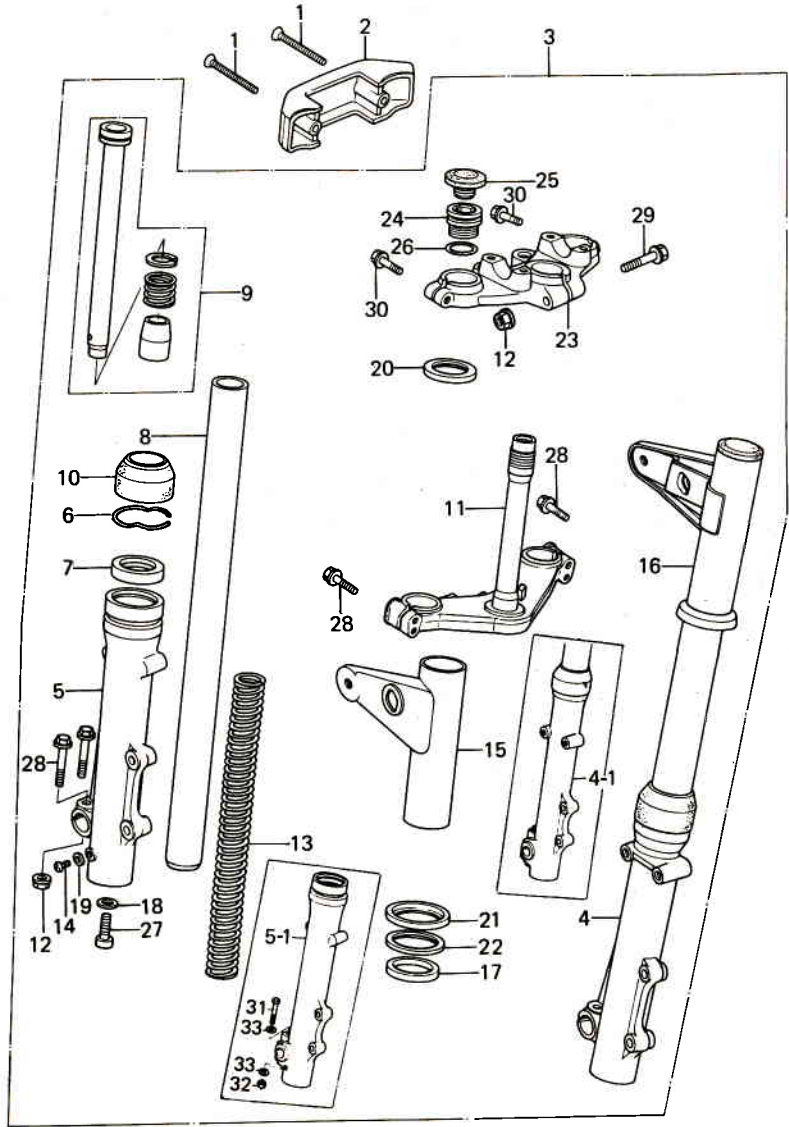
# 29. Front Fork (1/2)



Ref. No.	Part No.	Part Name	Quantity					Remarks	
			ENGLAND	FRANCE	W.GERMANY	ITALY	GENERAL		
1	222E0555A	SCREW, oval countersunk head, 5 x 55	2	2	2	2	2	2	
2	44033-1029	COVER, fork	1	1	1	1	1	1	
3	44001-1072	FRONT FORK ASSY		1	1			1	Z1000-E1
	44001-1101	FRONT FORK ASSY		1	1			1	Z1000-E2~
	44001-1073	FRONT FORK ASSY		1				1	Z1000-E1
	44001-1102	FRONT FORK ASSY		1				1	Z1000-E2~
	44001-1074	FRONT FORK ASSY			1		1	1	Z1000-E1
	44001-1103	FRONT FORK ASSY			1		1	1	Z1000-E2~
4	44006-1024	TUBE, R. H, fork outer, Flat Black	1	1	1	1	1	1	Z1000-E1
4-1	44006-1044	TUBE, R. H, fork outer, Flat Balck	1	1	1	1	1	1	Z1000-E2~
5	44005-1024	TUBE, L. H, fork outer, Flat Black	1	1	1	1	1	1	Z1000-E1
5-1	44005-1044	TUBE, L. H, fork outer, Flat Black	1	1	1	1	1	1	Z1000-E2~
6	92033-1036	CRICLIP	2	2	2	2	2	2	
7	92049-1045	OIL SEAL	2	2	2	2	2	2	
8	44013-1021	TUBE, fork inner	2	2	2	2	2	2	Z1000-E1
	44013-1036	TUBE, fork inner	2	2	2	2	2	2	Z1000-E2~
9	44022-1023	CYLINDER, fork	2	2	2	2	2	2	Z1000-E1
	44022-1029	CYLINDER, fork	2	2	2	2	2	2	Z1000-E2~
10	92093-1024	DUST SHIELD, fork	2	2	2	2	2	2	
11	44037-1019	STEM, steering	1	1	1			1	
	44037-1022	STEM, steering			1		1	1	
12	44007-1002	NUT, 8 m/m	5	5	5	5	5	5	Z1000-E1
	44007-1002	NUT, 8 m/m	1	1	1	1	1	1	Z1000-E2~
13	44026-1035	SPRING, fork (L = 586 m/m)	2	2	2	2	2	2	Z1000-E1
	44026-1052	SPRING, fork (L = 576.5 m/m)	2	2	2	2	2	2	Z1000-E2~
14	220B0408A	SCREW, pan head, 4 x 8	2	2	2	2	2	2	
15	44033-1035	COVER, L. H, fork	1	1	1	1	1	1	Z1000-E1
	44033-1045	COVER, L. H, fork	1	1	1	1	1	1	Z1000-E2~
	44033-1039	COVER, L. H, fork	1					1	Z1000-E1
	44033-1048	COVER, L. H, fork	1					1	Z1000-E2~
16	44033-1034	COVER, R. H, fork	1	1	1	1	1	1	Z1000-E1
	44033-1046	COVER, R. H, fork	1	1	1	1	1	1	Z1000-E2~
	44033-1038	COVER, R. H, fork	1					1	Z1000-E1
	44033-1047	COVER, R. H, fork	1					1	Z1000-E2~
17	92075-1156	DAMPER, fork cover	2	2	2	2	2	2	



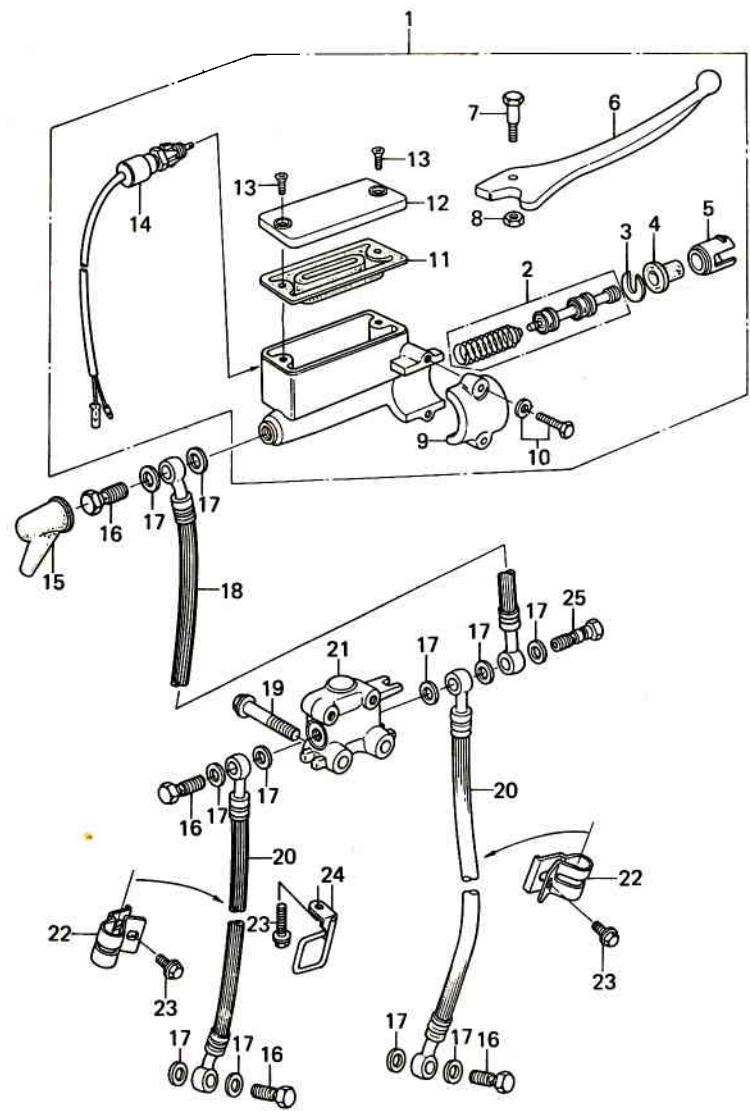
# 29. Front Fork (2/2)



Ref. No	Part No.	Part Name	Quantity					Remarks	
			ENGLAND	FRANCE	W. GERMANY	ITALY	GENERAL SWEDEN		
18	11009-1127	GASKET, fork cylinder bolt	2	2	2	2	2	2	
19	44045-002	GASKET, fork drain	2	2	2	2	2	2	
20	13169-1152	GUIDE, fork cover, upper	2	2	2	2	2	2	
21	13169-1153	GUIDE, fork cover, lower	2	2	2	2	2	2	
22	13169-1155	GUIDE, fork cover damper	2	2	2	2	2	2	
23	44039-1015	HEAD, steering stem	1	1	1	1	1	1	
24	44029-1010	BOLT, fork top	2	2	2	2	2	2	
25	11012-1018	CAP, rubber, fork top	2	2	2	2	2	2	
26	92055-1052	"O" RING, fork top	2	2	2	2	2	2	
27	92001-1186	BOLT, fork cylinder	2	2	2	2	2	2	12 x 25
28	92001-1188	BOLT, 8 x 40	8	8	8	8	8	8	Z1000-E1
	92001-1188	BOLT, 8 x 40	4	4	4	4	4	4	Z1000-E2~
29	92001-1060	BOLT, 8 x 53	1	1	1	1	1	1	
30	92001-1189	BOLT, 10 x 45	2	2	2	2	2	2	
31	114G0855	BOLT, hex head, 8 x 55	2	2	2	2	2	2	
32	92019-007	NUT, lock, 8 m/m	2	2	2	2	2	2	Z1000-E2~
33	410B0800	WASHER, plain, 8 m/m	4	4	4	4	4	4	

# 30. Front Master Cylinder

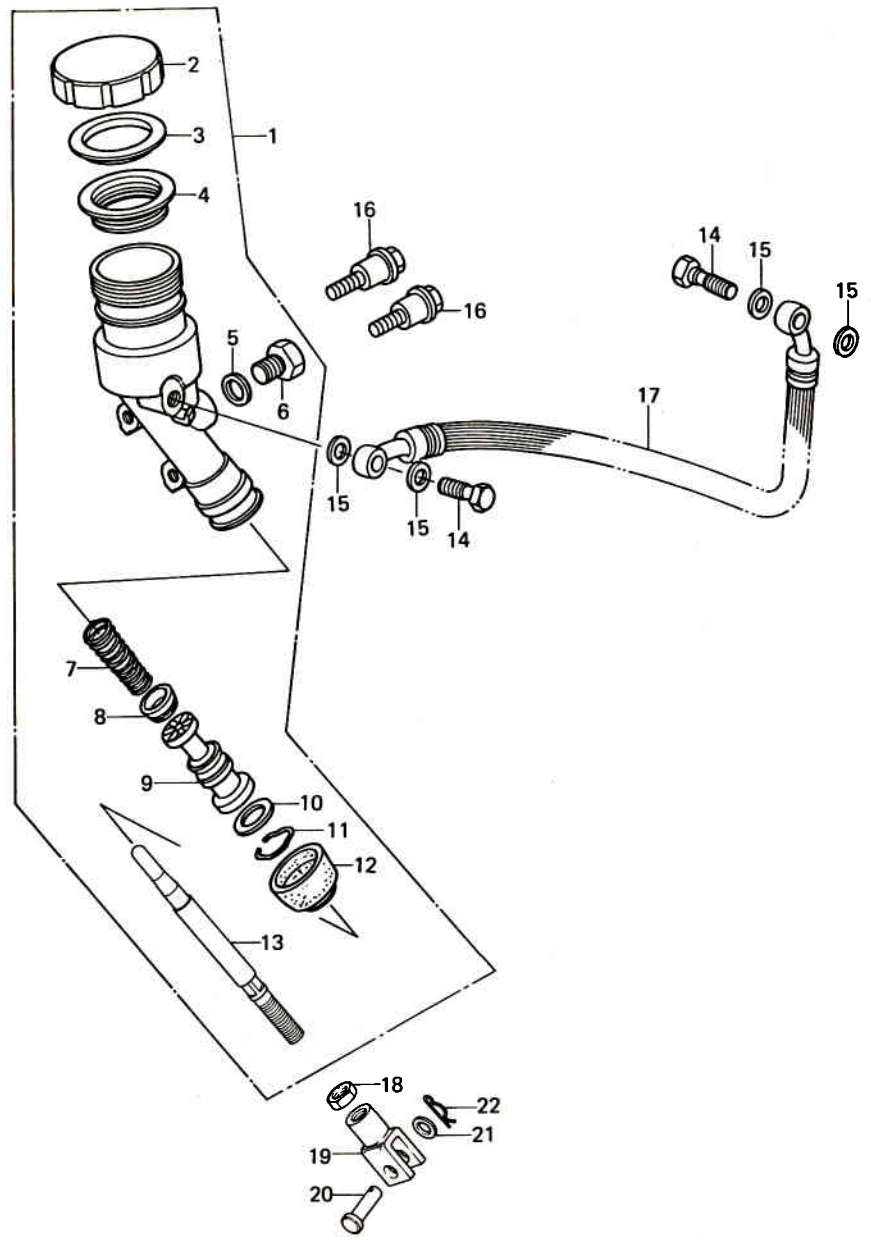
Rev. No.	Date
----------	------



Ref. No.	Part No.	Part Name	Quantity	Remarks
1	43015-1032	CYLINDER ASSY, front master	1	
2	43020-1003	PISTON ASSY	1	
3	43022-1001	STOPPER, piston	1	
4	49016-1010	DUST COVER	1	
5	14008-1007	LINER, piston	1	
6	46092-1004	LEVER, front brake	1	
7	92001-1056	BOLT, front brake lever fitting	1	
8	43032-002	NUT, 6 m/m	1	
9	43034-1001	HOLDER, master cylinder	1	
10	43033-003	BOLT, hex head, 6 x 25	2	
11	43028-1008	DIAPHRAGM	1	
12	43026-1007	CAP, oil cup	1	
13	92001-1055	SCREW, countersunk head	2	
14	27010-1028	SWITCH, brake	1	
15	49006-1008	BOOT	1	
16	43066-001	BOLT, oil	4	
17	43067-001	WASHER, oil bolt	11	
18	43059-1026	HOSE, master cylinder brake	1	
19	130G0845	BOLT, flanged, 8 x 45	2	
20	43059-1030	HOSE, caliper brake	2	
21	43061-1001	JOINT, barke	1	
22	11034-1284	BRACKET, brake hose	2	
23	130B0608	BOLT, franged, 6 x 8	3	
24	11034-1285	BRACKET, cable	1	
25	92001-1203	BOLT, oil	1	

# 31-1. Rear Master Cylinder (Z1000-E1)

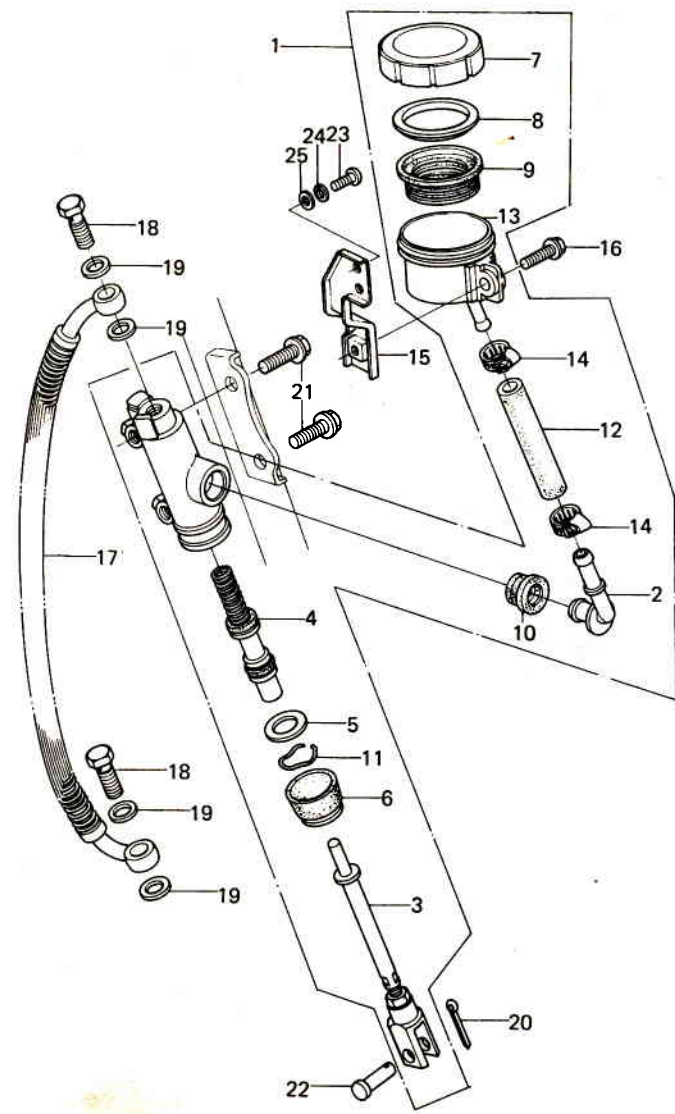
Rev. No.	Date
----------	------



Ref. No.	Part No.	Part Name	Quantity	Remarks
1	43015-1026	CYLINDER ASSY, rear master	1	
2	43026-003	CAP, oil cup	1	
3	43027-001	PLATE, diaphragm	1	
4	43028-003	DIAPHRAGM	1	
5	43079-002	"O" RING	1	
6	92001-1073	BOLT	1	
7	43018-002	SPRING ASSY, return	1	
8	43019-002	CUP, primary	1	
9	43072-004	PISTON ASSY	1	
10	43022-002	STOPPER, piston	1	
11	43058-004	RING, dust seal	1	
12	43024-003	DUST COVER	1	
13	43010-1002	ROD, brake	1	
14	43066-001	BOLT, oil	2	
15	43067-001	WASHER, oil bolt	4	
16	92001-1274	BOLT, rear master cylinder fitting	2	
17	43059-1021	HOSE, rear master cylinder brake	1	
18	318B0800	NUT, 8 m/m	1	
19	41058-1001	ROD END, brake	1	
20	92043-1013	PIN	1	
21	410B0800	WASHER, plain, 8 m/m	1	
22	554A0800	PIN, snap, 8 m/m	1	

# 31-2. Rear Master Cylinder (Z1000-E2~)

Rev. No.		Date	
----------	--	------	--

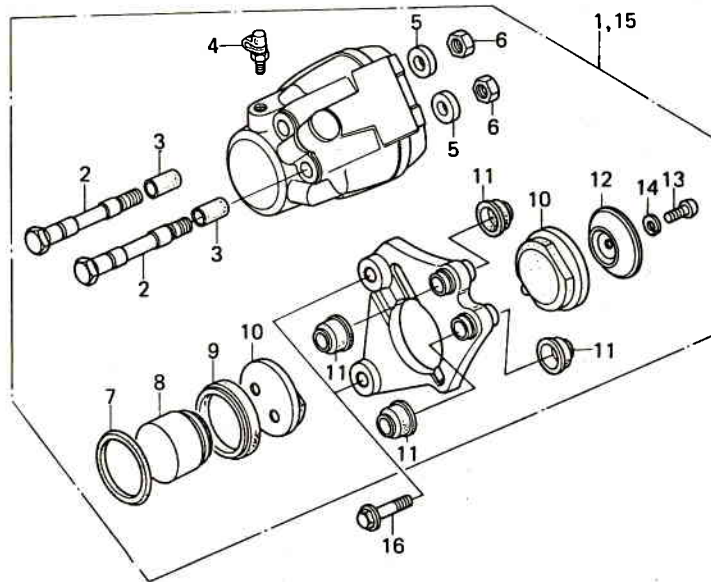


Ref. No.	Part No.	Part Name	Quantity	Remarks
1	43015-1047	CYLINDER ASSY, rear master	1	
2	13159-1005	CONNECTOR	1	
3	43010-1003	ROD ASSY, brake	1	
4	43020-1015	PISTON ASSY	1	
5	43022-1002	STOPPER, piston	1	
6	43024-003	DUST COVER	1	
7	43026-1010	CAP, oil cup	1	
8	43027-1005	PLATE, diaphragm	1	
9	43028-1016	DIAPHRAGM	1	
10	43049-1008	PACKING	1	
11	43058-004	RING, piston stopper	1	
12	43059-1044	HOSE, brake, 8φ x 12φ x 74	1	
13	43078-1008	RESERVOIR	1	
14	92037-1154	CLAMP, brake hose	2	
15	11034-1579	BRACKET, rear master cylinder	1	
16	13080620	BOLT, flanged, 6 x 20	1	
17	43059-1047	HOSE, rear master cylinder brake	1	
18	43066-001	BOLT, oil	2	
19	43067-001	WASHER, oil bolt	4	
20	550D2015	PIN, cotter, 2.0 x 15	1	
21	92001-1095	BOLT, hex head, 8 x 28	2	
22	92043-1013	PIN	1	
23	220B0508A	SCREW, pan head, 5 x 8	2	
24	461F0500	WASHER, spring, 5 m/m	2	
25	41080500	WASHER, plain, 5 m/m	2	

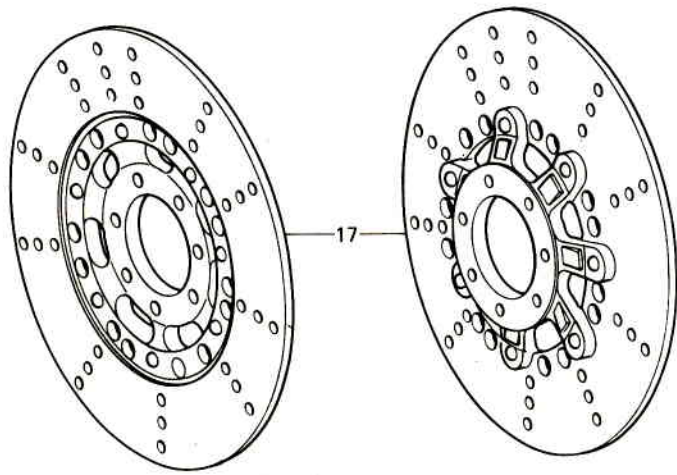


# 32. Front Caliper

Rev. No.	Date
----------	------

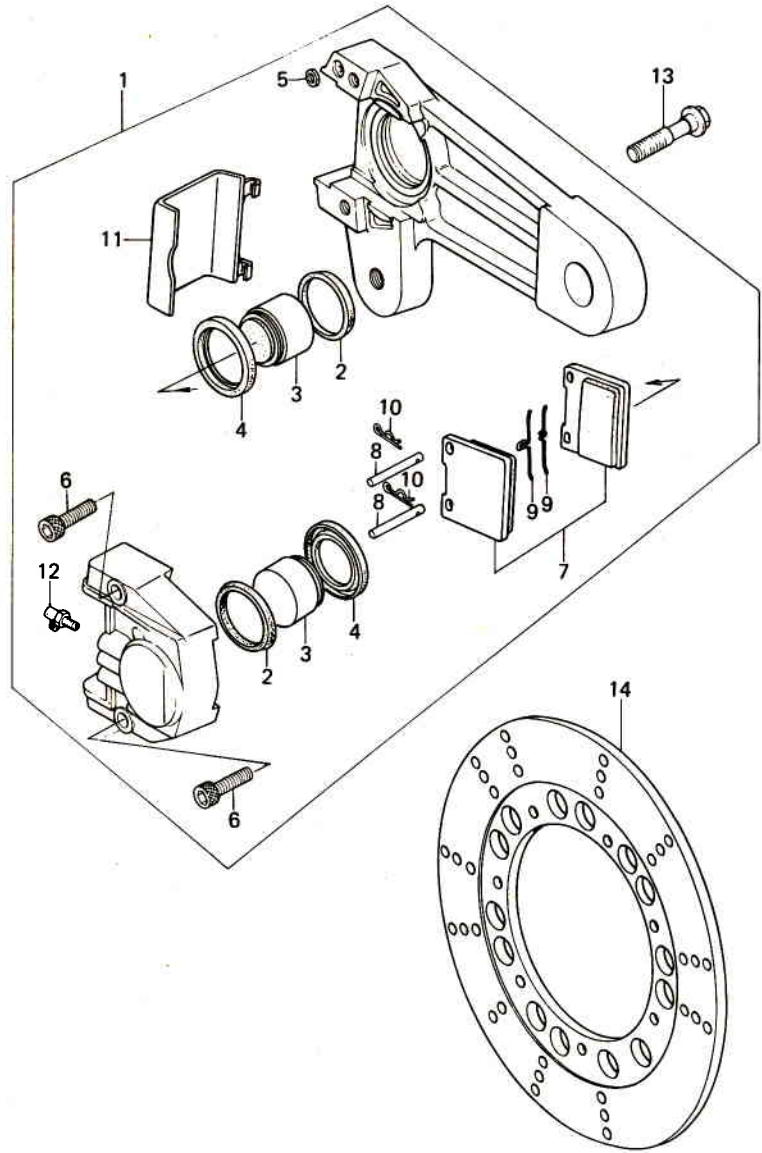


Ref. No.	Part No.	Part Name	Quantity	Remarks
1	43041-1020	CALIPER ASSY, front, L. H.	1	
2	92001-1213	BOLT, front caliper	4	
3	92028-1070	BUSHING, front caliper	4	
4	43085-001	BLEEDER ASSY	2	
5	43088-002	COLLAR, front caliper	4	
6	315B1000	NUT, 10 m/m	4	
7	43049-002	RING, piston seal	2	
8	43020-1012	PISTON	2	
9	43054-003	DUST SEAL, piston	2	
10	43082-1004	PAD SET	2	
11	43052-005	DUST SEAL	8	
12	43040-004	SPACER	2	
13	220B0612	SCREW, pan head, 6 x 12	2	
14	461F0600	WASHER, spring, 6 m/m	2	
15	43041-1021	CALIPER ASSY, front, R. H.	1	
16	92001-1131	BOLT, front caliper fitting	4	10 x 45
17	41080-1026	DISC PLATE, front brake	2	



# 33. Rear Caliper

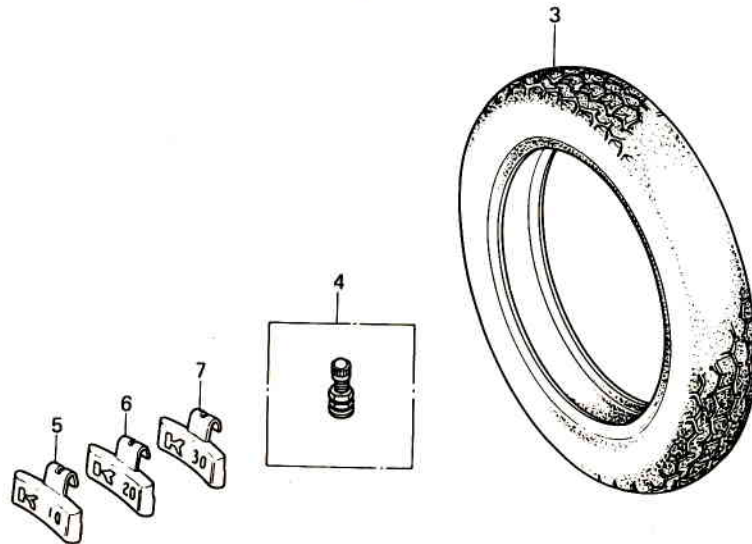
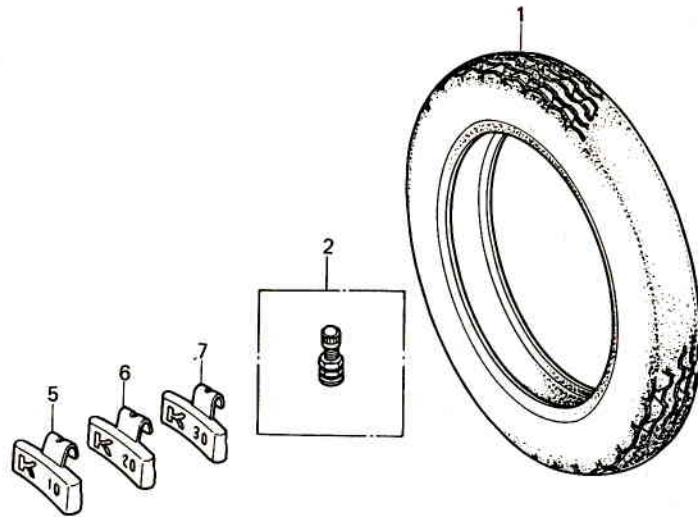
Rev. No.		Date	
----------	--	------	--



Ref. No.	Part No.	Part Name	Quantity	Remarks
1	43041-1019	CALIPER ASSY, rear	1	
2	43049-002	RING, piston seal	2	
3	43020-1011	PISTON	2	
4	43054-004	DUST SEAL, piston	2	
5	43049-1004	RING, seal	1	
6	92001-1071	BOLT	2	
7	43082-1002	PAD SET	1	
8	43045-007	PIN	2	
9	43086-002	SPRING	2	
10	43084-003	CLIP	2	
11	43024-004	CAP	1	
12	43085-001	BLEEDER ASSY	1	
13	92001-1150	BOLT, rear caliper fitting	1	14 m/m
14	41080-1007	DISC PLATE, rear	1	

# 34. Tires

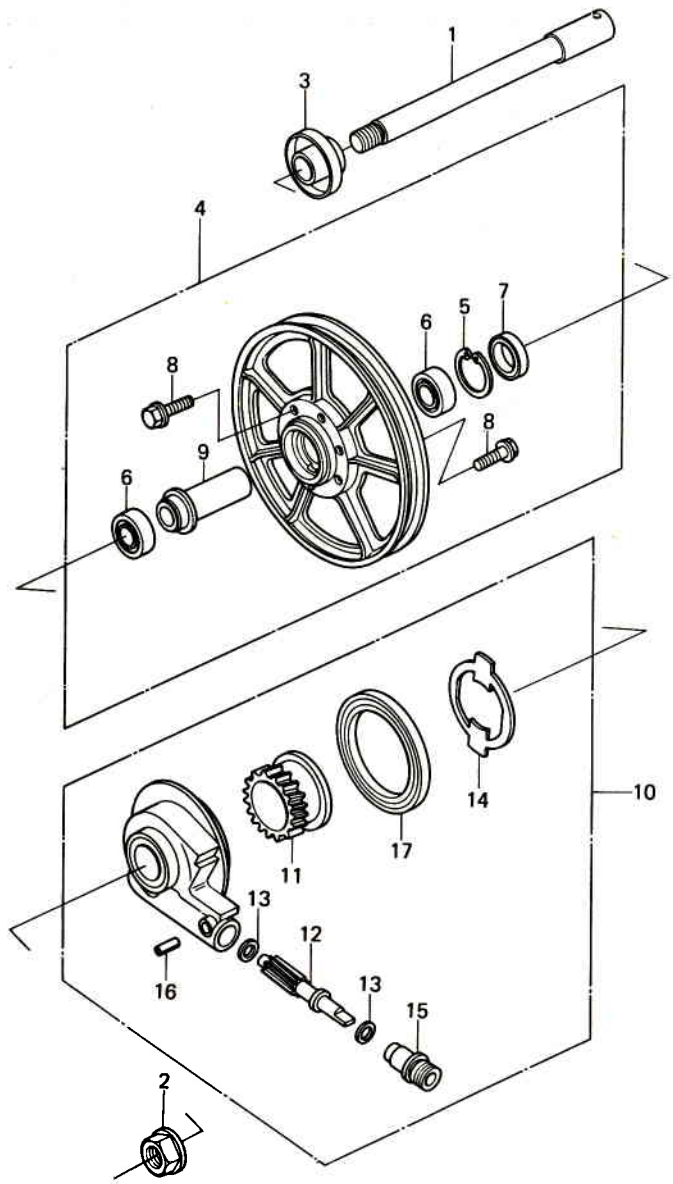
Rev. No.		Date	
----------	--	------	--



Ref. No.	Part No.	Part Name	Quantity	Remarks
1	41002-1075	TIRE, front, 3.50V19 4PR (BRIDGESTONE)	1	L303 (TUBELESS)
2	16126-1013	VALVE, tire	1	
3	41002-1076	TIRE, rear, 4.50V17 4PR (BRIDGESTON)	1	S705 (TUBELESS)
4	16126-1013	VALVE, tire	1	
5	41075-1004	WEIGHT, balance, 10g	AR	
6	41075-1005	WEIGHT, balance, 20g	AR	
7	41075-1006	WEIGHT, balance, 30g	AR	

# 35. Front Hub

Rev. No.		Date	
----------	--	------	--

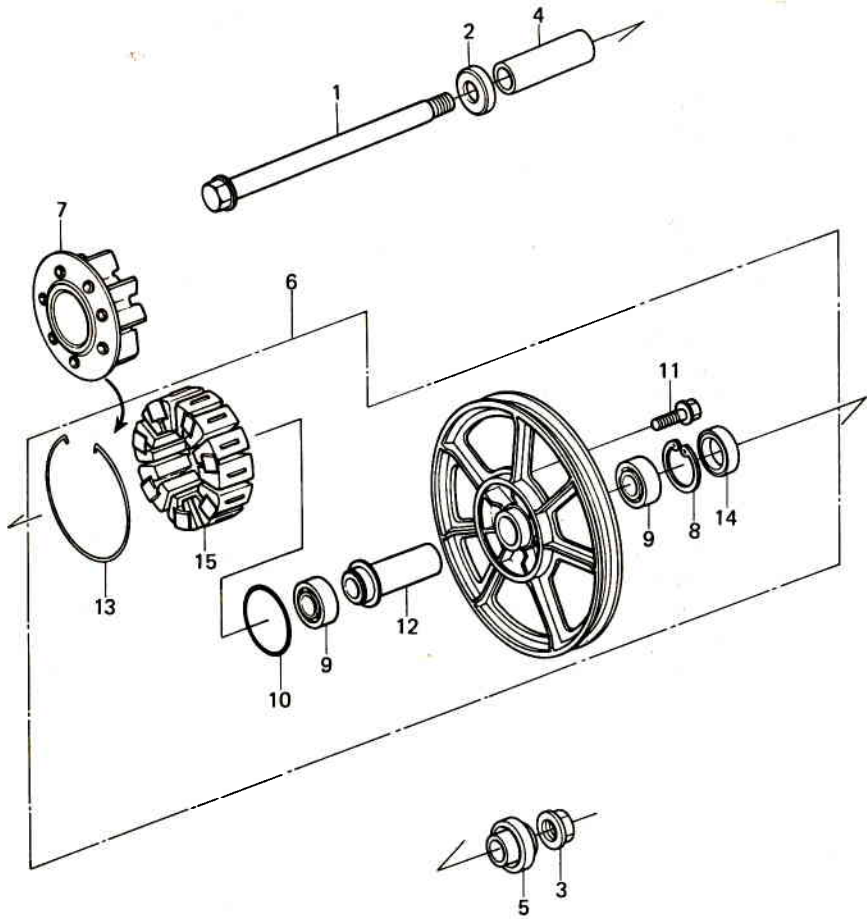


Ref. No.	Part No.	Part Name	Quantity	Remarks
1	41068-1018	AXLE, front	1	
2	92015-1041	NUT, 16 m/m	1	
3	92027-1149	COLLAR, front axle	1	
4	41073-1030	SOLID WHEEL ASSY, front	1	
5	481J4000	CIRCLIP, 40 m/m	1	
6	601B6203ZZ	BEARING, ball, # 6203ZZC3	2	
7	654A254008	OIL SEAL	1	
8	92001-1095	BOLT, hex head, 8 x 28	14	
9	92027-1044	COLLAR, front hub bearing	1	
10	41078-1009	GEAR BOX ASSY	1	
11	41060-1022	GEAR, speedometer	1	26T
12	41060-1023	PINION, speedometer	1	9T
13	41063-001	WASHER, thrust	2	
14	41064-1004	RECEIVER, speedometer gear	1	
15	92028-1061	BUSHING, speedometer cable	1	
16	92043-1052	SPRING PIN	1	
17	92049-1032	OIL SEAL, 456007	1	

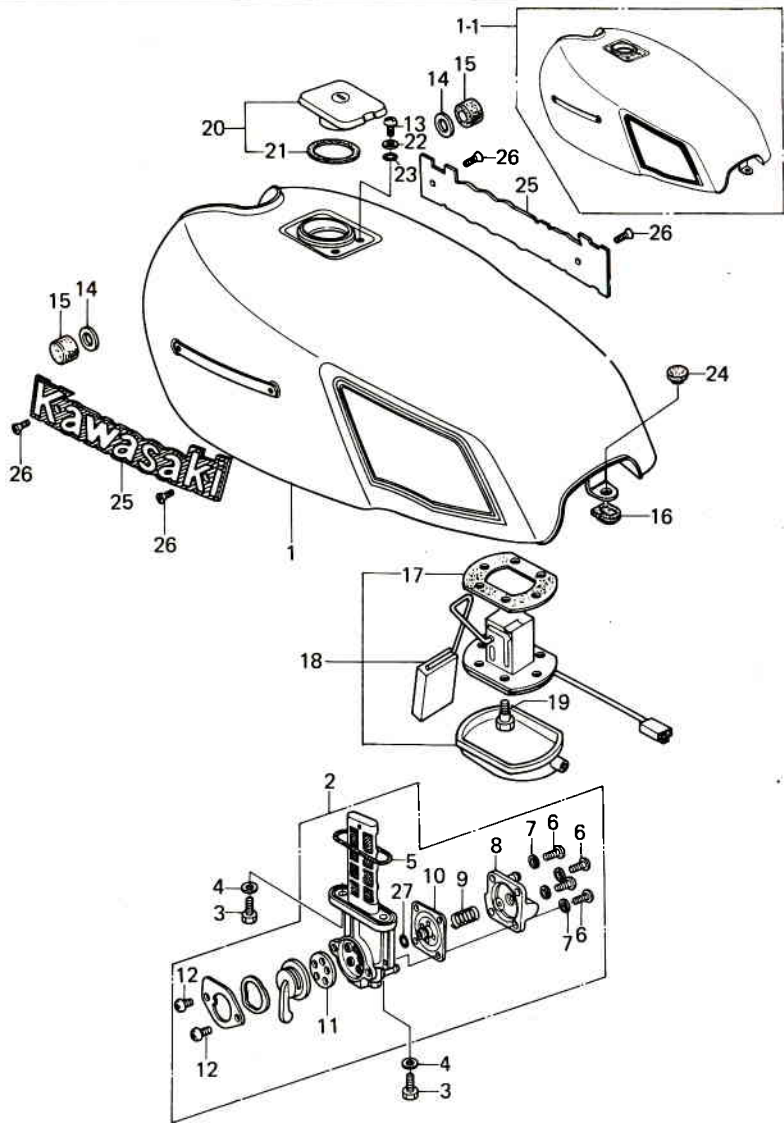


# 36. Rear Hub

Ref. No.	Part No.	Part Name	Quantity	Remarks
1	41068-1019	AXLE, rear	1	
2	49016-1019	COVER, seal	1	
3	92015-1049	NUT, 18 m/m	1	
4	92027-1126	COLLAR, rear axle	1	
5	92027-1138	COLLAR, rear axle	1	
6	41073-1031	SOLID WHEEL ASSY, rear	1	
7	42034-1011	COUPLING, rear hub	1	
8	481J5200	CIRCLIP, 52 m/m	1	
9	601B6304ZZ	BEARING, ball, # 6304ZZC3	2	
10	671B2580	"O" RING, 80 m/m	1	
11	92001-1095	BOLT, hex head, 8 x 28	7	
12	92027-1124	COLLAR, rear hub bearing	1	
13	92033-1019	RING, snap	1	
14	92049-1021	OIL SEAL, 305208	1	
15	92075-1121	DAMPER, rear hub shock	1	



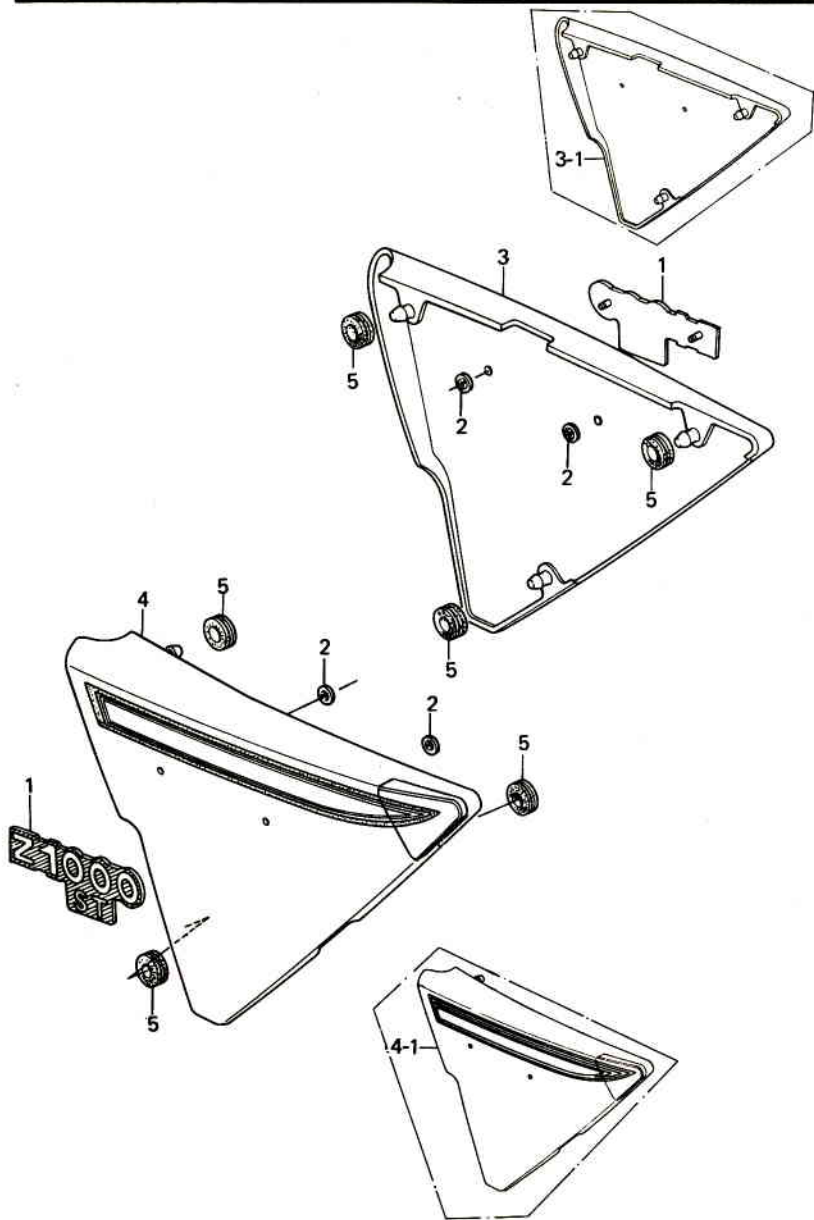
# 37. Fuel Tank



Ref. No.	Part No.	Part Name	Quantity	Remarks
1	51001-1018-7Y	TANK, fuel, Luminous Dark Red	1	} Z1000-E1
	51001-1018-7T	TANK, fuel, Luminous Green	1	
1-1	51001-1018-D2	TANK, fuel Luminous Ruby Red	1	} Z1000-E2
	51001-5051-B5	TANK, fuel, Black Pearl	1	
2	51023-1015	TAP ASSY, fuel	1	
3	92001-1091	BOLT, fuel tap fitting	2	
4	92022-183	WASHER, plain	2	
5	43058-1001	"O" RING	1	
6	220B0412A	SCREW, pan head, 4 x 12	4	
7	461F0400	WASHER, spring, 4 m/m	4	
8	51036-1003	COVER ASSY, fuel tap	1	
9	92081-1054	SPRING, diaphragm valve	1	
10	16126-1012	DIAPHRAGM VALVE ASSY	1	
11	11009-1044	GASKET, fuel tap	1	
12	220B0408A	SCREW, pan head, 4 x 8	2	
13	220B0510A	SCREW, pan head, 5 x 10	2	
14	92022-044	WASHER, plain	2	
15	92075-125	DAMPER RUBBER, fuel tank	2	Front
16	92075-295	DAMPER RUBBER, fuel tank	1	Rear
17	11009-1037	GASKET, fuel gage	1	
18	52005-1008	GAGE, fuel	1	
19	92001-1069	BOLT, fuel gage fitting	6	
20	51048-1003	CAP ASSY, fuel tank	1	
21	11009-1051	GASKET, fuel tank cap	1	
22	92022-1038	WASHER, plain	2	
23	92055-1023	"O" RING, i. D. = 9 m/m	2	
24	92075-281	DAMPER RUBBER, fuel tank	1	
25	56014-1038	EMBLEM, fuel tank	2	
26	92012-003	SCREW, countersunk head, 3 x 6	4	
27	43058-1003	"O" RING, diaphragm valve	1	

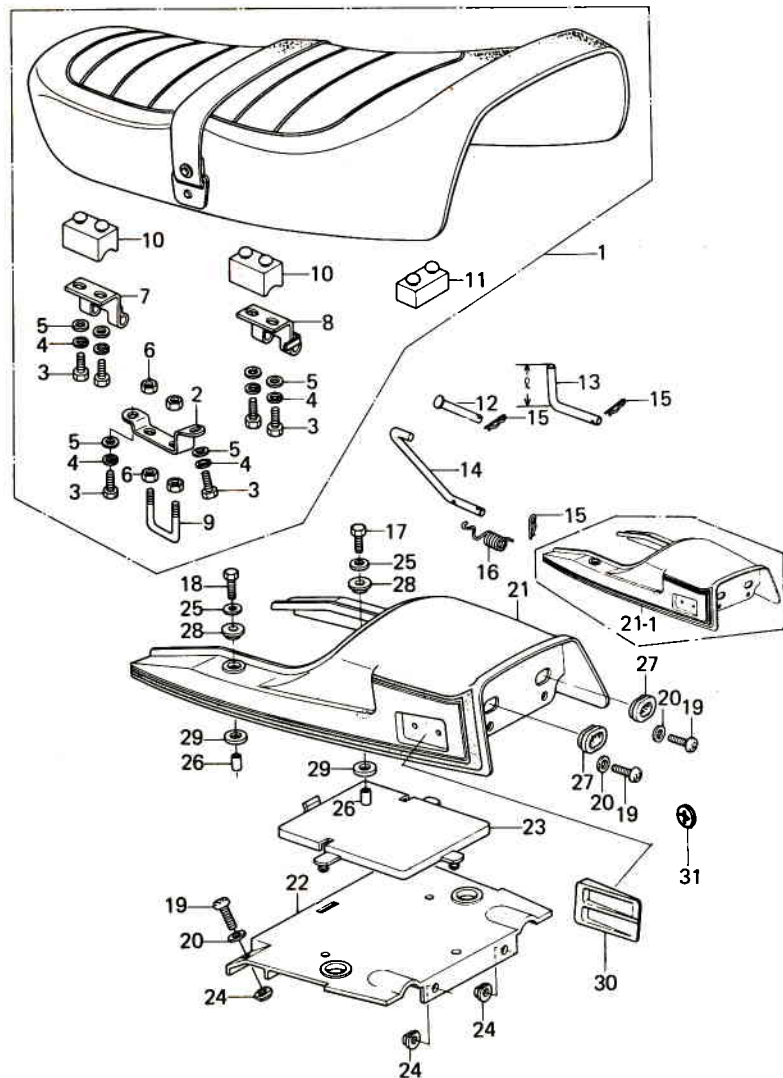
# 38. Side Covers

Rev. No.		Date	
----------	--	------	--



Ref. No.	Part No.	Part Name	Quantity	Remarks
1	56018-1091	EMBLEM, side cover	2	
2	92018-005	NUT, lock, 3 m/m	4	
3	36001-1054-B6	COVER, R. H, side, Luminous Dark Maroon	1	} Z1000-E1
	36001-1054-B7	COVER, R. H, side, Luminous Jade Green	1	
3-1	36001-5022-C4	COVER, R. H, side, Metallic Graystone	1	} Z1000-E2
	36001-5023-D3	COVER, R. H, side, Luminous Maroon	1	
4	36001-5009-B6	COVER, L. H, side, Luminous Dark Maroon	1	} Z1000-E1
	36001-5009-B7	COVER, L. H, side, Luminous Jade Green	1	
4-1	36001-5019-C4	COVER, L. H, side, Metallic Graystone	1	} Z1000-E2
	36001-5020-D3	COVER, L. H, side, Luminous Maroon	1	
5	92071-056	GROMMET, side cover	6	

# 39. Dual Seat, Seat Cover

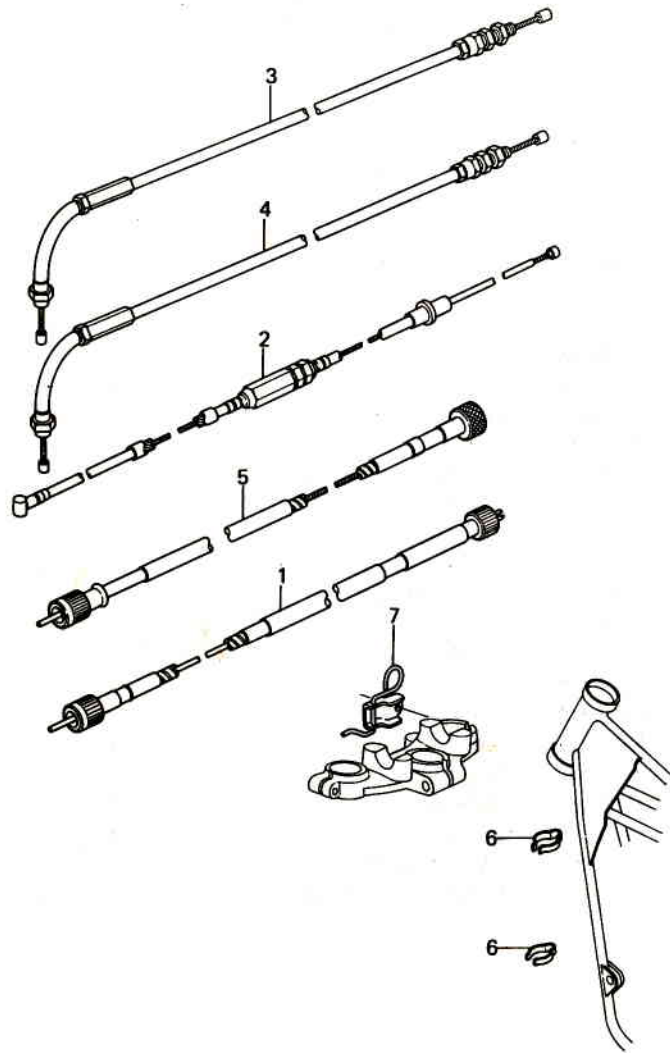


Ref. No.	Part No.	Part Name	Quantity	Remarks
1	53001-1026	SEAT ASSY, dual	1	
2	11034-1329	BRACKET, seat catch	1	
3	110B0616	BOLT, hex head, 6 x 16	6	
4	461F0600	WASHER, spring, 6 m/m	6	
5	411B0600	WASHER, plain, 6 m/m	6	
6	311B0600	NUT, 6 m/m	4	
7	53009-016	HING, front	1	
8	53009-033	HING, rear	1	
9	53056-002	CATCH, seat	1	
10	92075-1133	DAMPER, seat	2	
11	92075-1134	DAMPER, seat	1	
12	53011-002	PIN, dual seat pivot	1	Front
13	53011-008	PIN, dual seat pivot, ℓ = 27 m/m	1	Rear
	92043-1029	PIN, dual seat pivot, ℓ = 45 m/m	1	Rear
14	35011-1034	STAY, seat stopper	1	
15	92041-003	PIN, cotter WHN EXH USE 554A0600	3	
	554A0600	PIN, cotter	3	
16	92081-1053	SPRING, seat stopper	1	
17	110B0620	BOLT, hex head, 6 x 20	2	
18	110B0625	BOLT, hex head, 6 x 25	2	
19	220B0514A	SCREW, pan head, 5 x 14	4	
20	410B0500	WASHER, plain, 5 m/m	4	
21	39012-1002-7Y	COVER, seat, Luminous Dark Red	1	} Z1000-E1
	39012-1002-7T	COVER, seat, Luminous Green	1	
	39012-1002-B5	COVER, seat, Black Pearl	1	
21-1	39012-1002-D2	COVER, seat, Luminous Ruby Red	1	Z1000-E2
22	39012-1003	COVER, storage	1	
23	39012-1004	COVER, storage	1	
24	92015-1025	NUT, storage cover fitting	4	
25	92022-228	WASHER, plain	4	
26	92027-241	COLLAR	4	
27	92071-072	GROMMET	2	
28	92075-174	DAMPER RUBBER	4	
29	92075-175	DAMPER RUBBER	4	
30	14025-1105	COVER	2	
31	92018-004	NUT, 5 m/m	2	



# 40. Cables

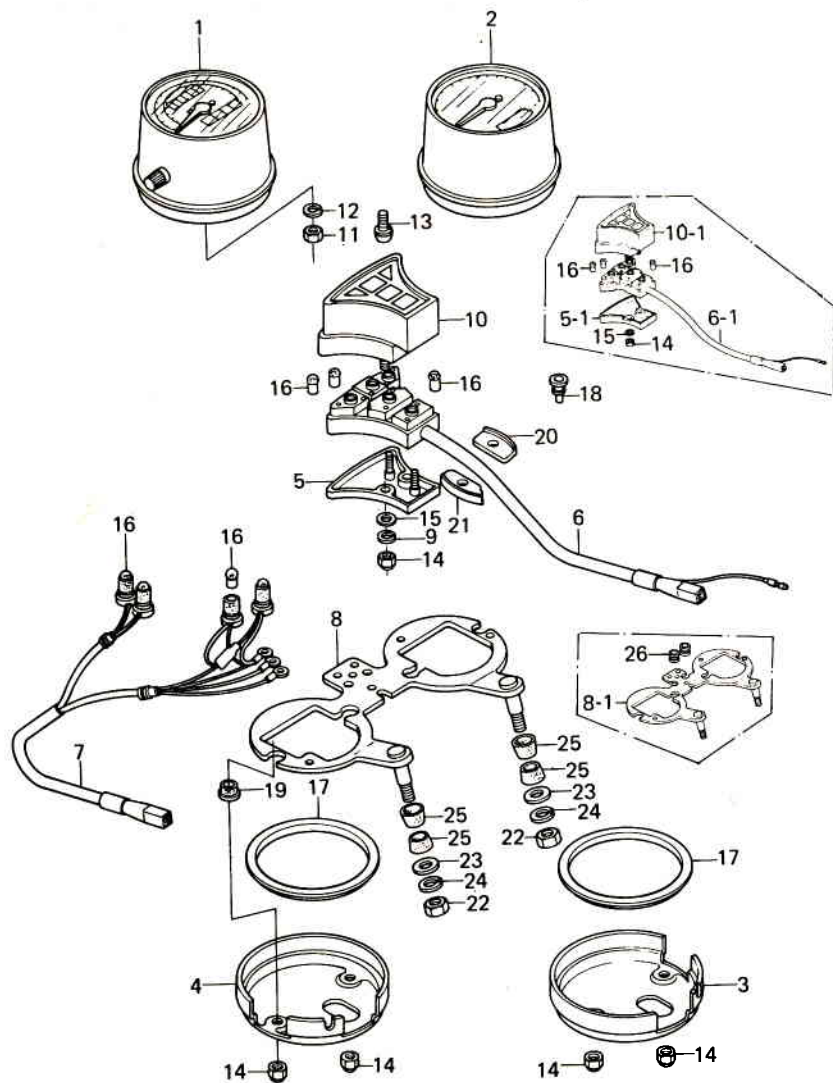
Rev. No.	Date
----------	------



Ref. No.	Part No.	Part Name	Quantity	Remarks
1	54001-1014	CABLE, speedometer	1	
2	54011-1019	CABLE, clutch	1	
3	54012-1031	CABLE, throttle control	1	for opening
4	54012-1030	CABLE, throttle control	1	for closing
5	54018-1002	CABLE, tachometer	1	
6	92037-093	CLAMP, clutch cable	2	
7	92037-1109	CLAMP, throttle cable	1	

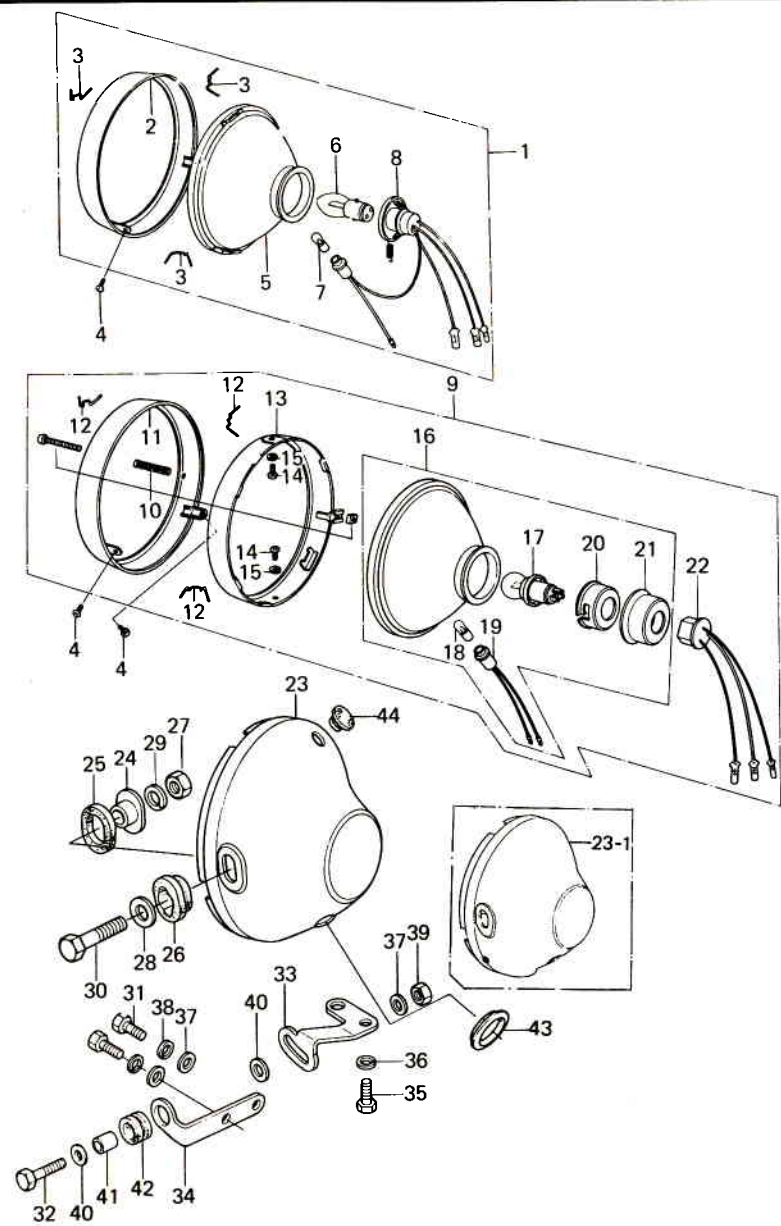
# 41. Speedometer, Tachometer

Rev. No.	Date
----------	------



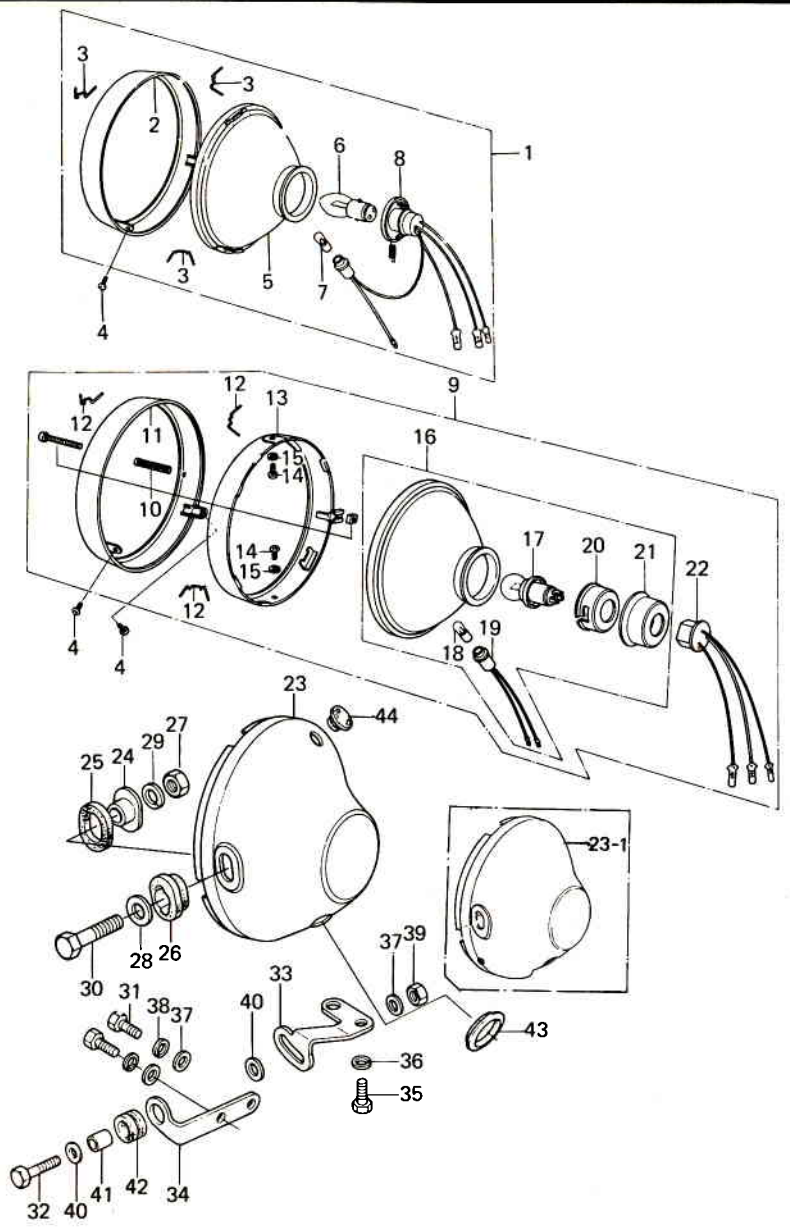
Ref. No.	Part No.	Part Name	Quantity	Remarks
1	25005-1047	SPEEDOMETER ASSY, MPH	1	
	25005-1048	SPEEDOMETER ASSY, KPH	1	
2	25015-1038	TACHOMETER ASSY	1	
3	14025-1109	COVER, tachometer	1	
4	14025-1110	COVER, speedometer	1	
5	14025-1111	COVER, indicator, lower	1	Z1000-E1
5-1	14025-1186	COVER, indicator, lower	1	Z1000-E2~
6	23008-1039	SOCKET ASSY, indicator	1	Z1000-E1
6-1	23008-1054	SOCKET ASSY, indicator	1	Z1000-E2~
7	23008-1040	SOCKET ASSY, meter	1	
8	25008-1016	BRACKET, meter	1	Z1000-E1
8-1	25008-1023	BRACKET, meter	1	Z1000-E2~
9	25009-005	WASHER, spring, 5 m/m	2	Z1000-E1
10	25023-1013	COVER, indicator, upper	1	Z1000-E1
10-1	25023-1019	COVER, indicator, upper	1	Z1000-E2~
11	312B0400A	NUT, 4 m/m	2	
12	461F0400	WASHER, spring, 4 m/m	2	
13	92009-1055	SCREW, 3 x 5	1	
14	92020-017	NUT, cap, 5 m/m	6	
15	92022-1125	WASHER, 5φ x 9φ x 0.8t	2	
16	92069-018	BULB, 12V 3.4W	9	
17	92075-1148	DAMPER, meter	2	
18	92075-1149	DAMPER, meter	3	
19	92075-1150	DAMPER, meter fitting	4	
20	92075-1192	DAMPER, meter	3	
21	92075-1193	DAMPER, meter	1	
22	311B0800	NUT, 8 m/m	2	
23	411B0800	WASHER, plain, 8 m/m	2	
24	461F0800	WASHER, spring, 8 m/m	2	
25	92075-080	DAMPER RUBBER	4	
26	92075-1225	DANPER, indicator box	2	Z1000-E2~

# 42-1. Head Lamp (1/2) (Z1000-E1)



Ref. No.	Part No.	Part Name	Quantity					Remarks
			ENGLAND	FRANCE	W. GERMANY	ITALY	GENERAL	
1	23004-066	LAMP UNIT, head	1					
2	23006-031	RIM, head lamp	1					
3	23009-012	CLAMP, head lamp lens unit	4					
4	23019-022	SCREW, pan head, 5 x 14	2	2	2	2	2	2
5	23007-067	LENS UNIT, head lamp	1					
6		BULB, 12V 45/40W	1					Local Procurement Item
7		BULB, 12V 4W	1					
8	23008-032	SOCKET, head lamp	1					
9	23004-059	LAMP UNIT, head	1					
	23004-058	LAMP UNIT, head		1	1	1	1	1
10	23013-004	SCREW SET, focus adjust	1	1	1	1	1	1
11	23006-045	RIM, head lamp	1	1	1	1	1	1
12	23009-017	CLAMP, head lamp lens unit	3	3	3	3	3	3
13	23072-004	RETAINER, head lamp	1	1	1	1	1	1
14	23019-028	SCREW, pan head, 5 x 6	2	2	2	2	2	2
15	461F0500	WASHER, spring, 5 m/m	2	2	2	2	2	2
16	23007-060	LENS UNIT, head lamp	1					
	23007-062	LENS UNIT, head lamp		1	1	1	1	1
17		BULB, 12V 45/40W (YELLOW)	1					
		BULB, 12 V 45/40W		1	1	1	1	1
18		BULB, 12 V 4W	1	1	1	1	1	1
19	23008-046	SOCKET, parking lamp	1	1	1	1	1	1
20	23084-001	HOLDER, socket	1	1	1	1	1	1
21	23086-001	COVER, socket	1	1	1	1	1	1
22	23008-044	SOCKET, head lamp	1	1	1	1	1	1
23	23005-1004-21	BODY, head lamp	1	1	1	1	1	1
		WHN EXH USE 23005-1011-21						
23-1	23005-1011-21	BODY, head lamp	1	1	1	1	1	1
								Flat Black
24	23052-011	COLLAR	2	2	2	2	2	2
25	23066-021	DAMPER RUBBER B	2	2	2	2	2	2
26	23066-022	DAMPER RUBBER A	2	2	2	2	2	2
27	315B1000	NUT, 10 m/m	2	2	2	2	2	2

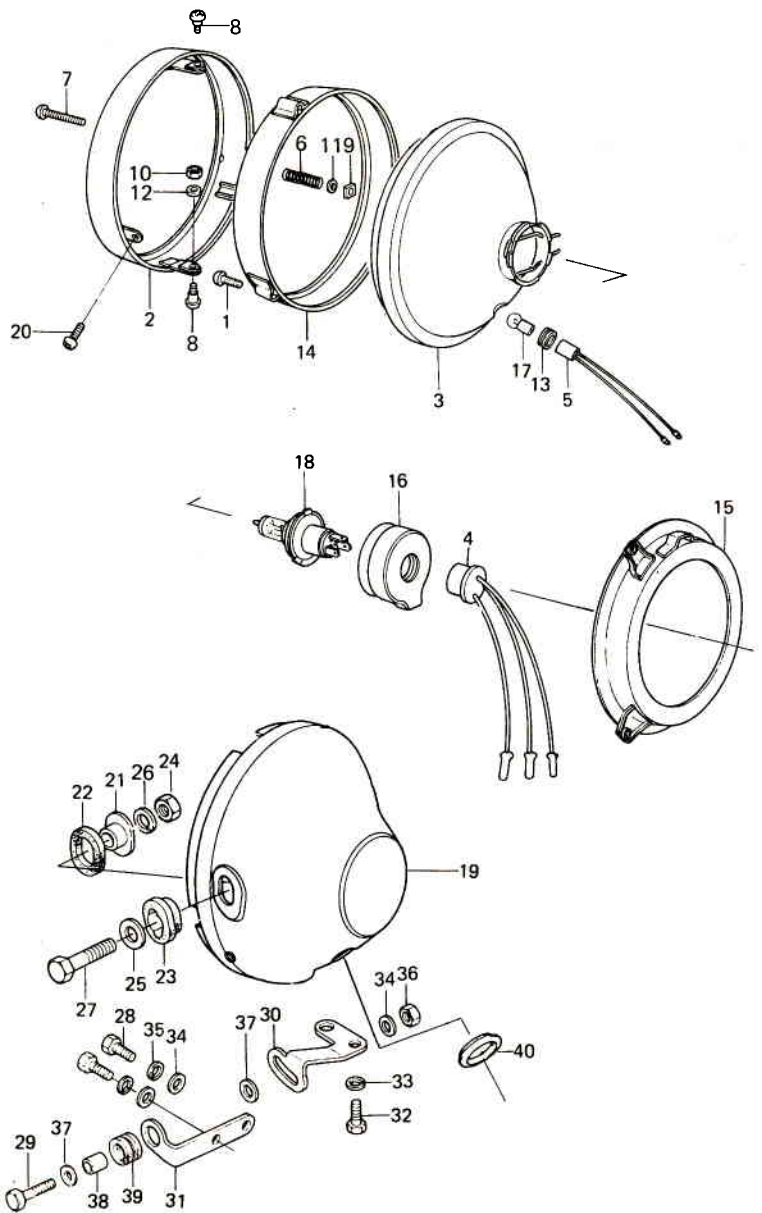
# 42-1. Head Lamp (2/2) (Z1000-E1)



Ref. No.	Part No.	Part Name	Quantity					Remarks	
			ENGLAND	FRANCE	W. GERMANY	ITALY	SWIT. SWEDEN		GENERAL
28	411D1000	WASHER, plain, 10 m/m	2	2	2	2	2	2	
29	461F1000	WASHER, spring, 10 m/m	2	2	2	2	2	2	
30	92007-024	BOLT, hex head, 10 m/m	2	2	2	2	2	2	
31	110B0612	BOLT, hex head, 6 x 12	2	2	2	2	2	2	
32	110B0628	BOLT, hex head, 6 x 28	1	1	1	1	1	1	
33	11034-1408	BRACKET, head, lamp	1	1	1	1	1	1	
34	11034-1409	BRACKET, head lamp	1	1	1	1	1	1	
35	110B0816	BOLT, hex head, 8 x 16	1	1	1	1	1	1	
36	461F0800	WASHER, spring, 8 m/m	1	1	1	1	1	1	
37	411B0600	WASHER, plain, 6 m/m	3	3	3	3	3	3	
38	461F0600	WASHER, spring, 6 m/m	2	2	2	2	2	2	
39	92017-014	NUT, lock, 6 m/m	1	1	1	1	1	1	
40	92022-125	WASHER, plain	2	2	2	2	2	2	
41	92027-241	COLLAR	1	1	1	1	1	1	
42	92075-209	DAMPER RUBBER	1	1	1	1	1	1	
43	92071-1008	GROMMET	1	1	1	1	1	1	
44	92074-006	RUBBER PLUG	1	1	1	1	1	1	Not required for P/N.23005-1011-21



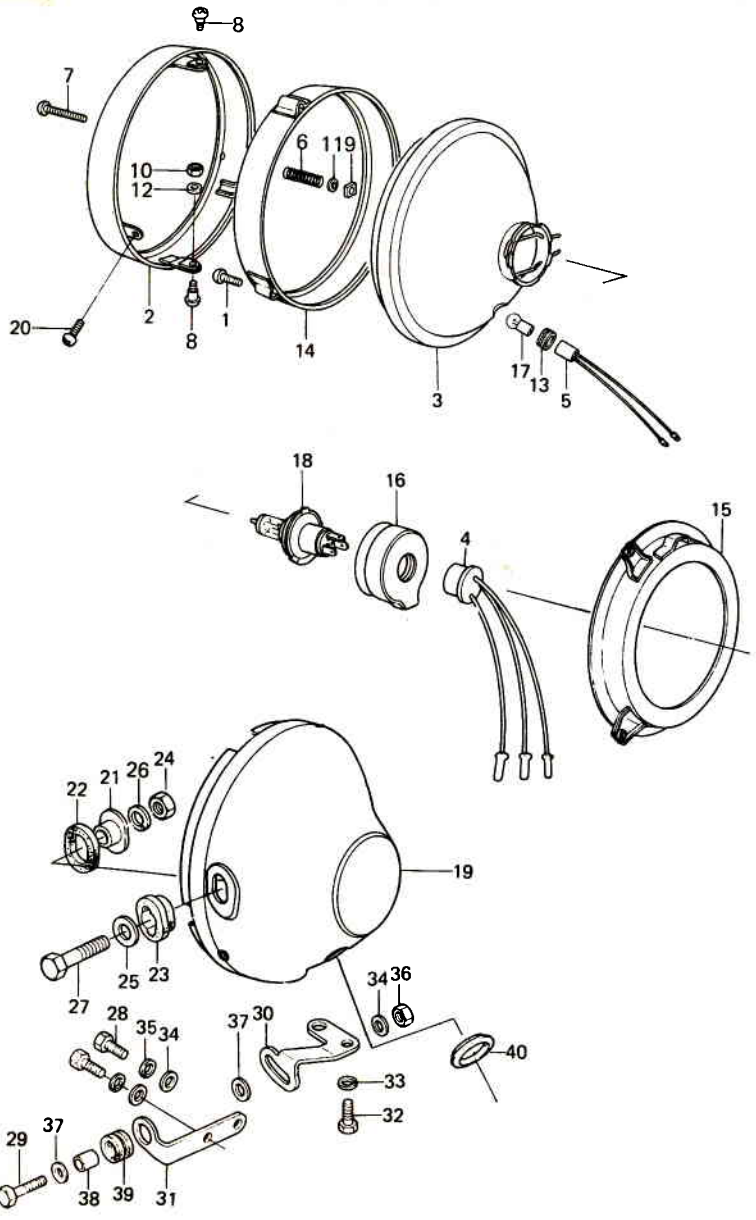
# 42-2. Head Lamp (1/2) (Z1000-E2~)



Ref. No.	Part No.	Part Name	Quantity					Remarks	
			ENGLAND	FRANCE	W. GERMANY	ITALY	GENERAL		
1	220B0312A	SCREW, pan head, 3 x 12	2	2	2	2	2	2	
2	23006-038	RIM, head lamp	1	1	1	1	1	1	
3	23007-1010	LENS UNIT, head lamp		1	1	1	1	1	
	23007-1011	LENS UNIT, head lamp	1						
4	23008-037	SOCKET, head lamp	1	1	1	1	1	1	
5	23008-038	SOCKET, parking lamp	1	1	1	1	1	1	
6	23014-005	SPRING, focus adjusting	1	1	1	1	1	1	
7	23019-021	SCREW, focus adjusting	1	1	1	1	1	1	
8	23019-023	SCREW, pan head, 5 x 12	2	2	2	2	2	2	
9	23020-018	NUT, focus adjusting	1	1	1	1	1	1	
10	23020-023	NUT, 5 m/m	2	2	2	2	2	2	
11	23021-004	WASHER	1	1	1	1	1	1	
12	23021-012	WASHER, plain, 5 m/m	2	2	2	2	2	2	
13	23066-008	DAMPER RUBBER	1	1	1	1	1	1	
14	23072-001	RETAINER	1	1	1	1	1	1	
15	23074-001	RING, head lamp mounting	1	1	1	1	1	1	
16	49016-1016	COVER, seal	1	1	1	1	1	1	
17		BULB, 12 V-4W	1	1	1	1	1	1	
18		BULB, 12 V-60/55W	1	1	1	1	1	1	Local Procurement
		BULB, 12 V-60/55W, Yellow							
			1						
19	23005-1011-21	BODY, head lamp, Flat Black	1	1	1	1	1	1	
20	23019-022	SCREW, pan head, 5 x 14	2	2	2	2	2	2	
21	23052-011	COLLAR	2	2	2	2	2	2	
22	23066-021	DAMPER RUBBER B	2	2	2	2	2	2	
23	23066-022	DAMPER RUBBER A	2	2	2	2	2	2	
24	315B1000	NUT, 10 m/m	2	2	2	2	2	2	
25	411D1000	WASHER, plain, 10 m/m	2	2	2	2	2	2	
26	461F1000	WASHER, spring, 10 m/m	2	2	2	2	2	2	
27	92007-024	BOLT, hex head, 10 m/m	2	2	2	2	2	2	
28	110B0612	BOLT, hex head, 6 x 12	2	2	2	2	2	2	
29	110B0628	BOLT, hex head, 6 x 28	1	1	1	1	1	1	
30	11034-1408	BRACKET, head lamp	1	1	1	1	1	1	
31	11034-1409	BRACKET, head lamp	1	1	1	1	1	1	
32	110B0816	BOLT, hex head, 8 x 16	1	1	1	1	1	1	
33	461F0800	WASHER, spring, 8 m/m	1	1	1	1	1	1	

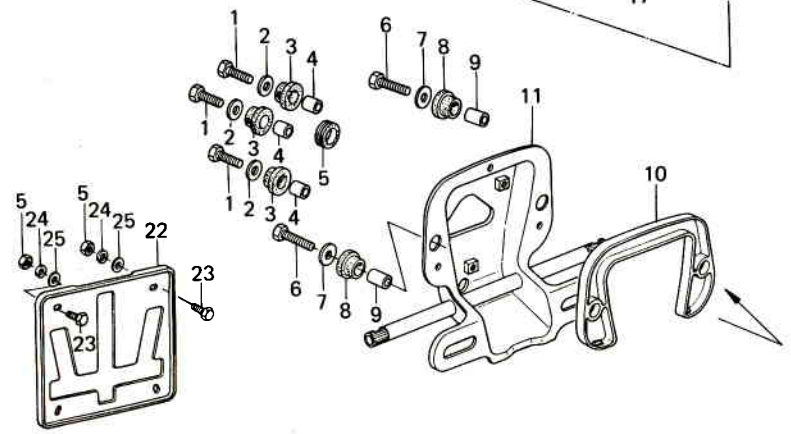
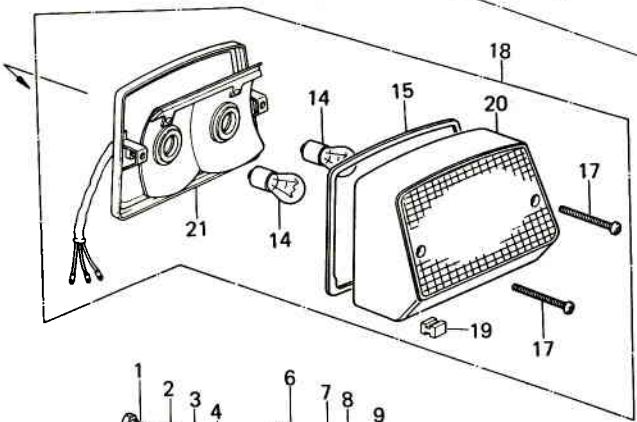
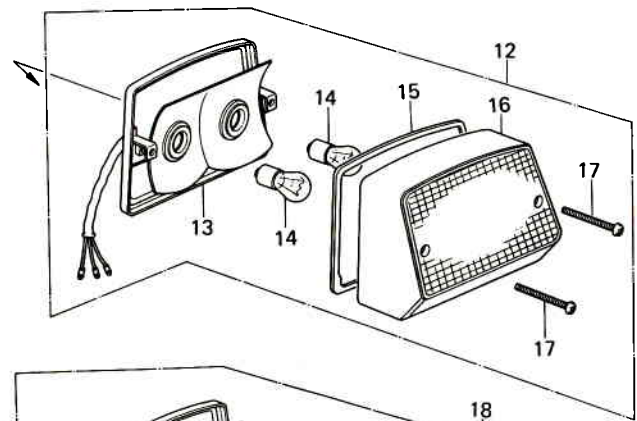


# 42-2. Head Lamp (2/2) (Z1000-E2~)



Ref. No.	Part No.	Part Name	Quantity					Remarks	
			ENGLAND	FRANCE	W. GERMANY	ITALY	GENERAL SWEDEN		
34	411B0600	WASHER, plain, 6 m/m	3	3	3	3	3	3	
35	461F0600	WASHER, spring, 6 m/m	2	2	2	2	2	2	
36	92017-014	NUT, lock, 6 m/m	1	1	1	1	1	1	
37	92022-125	WASHER, plain	2	2	2	2	2	2	
38	92027-241	COLLAR	1	1	1	1	1	1	
39	92075-209	DAMPER RUNNER	1	1	1	1	1	1	
40	92071-1008	GROMMET	1	1	1	1	1	1	

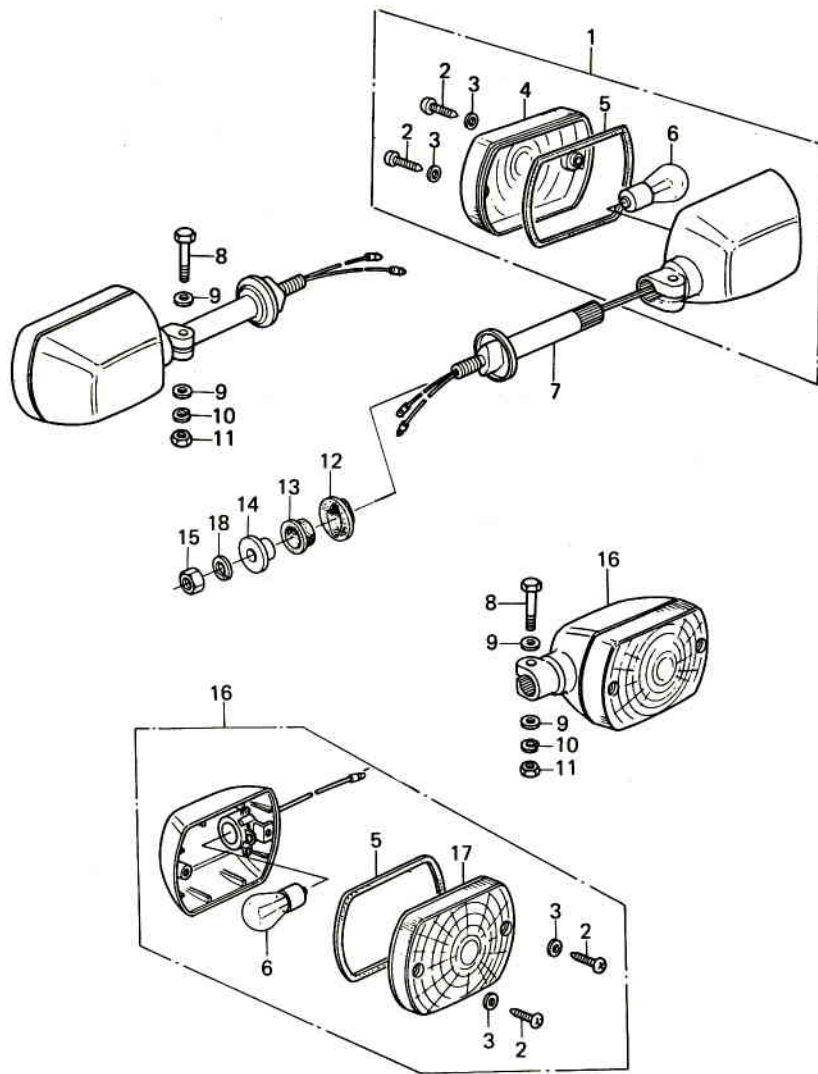
# 43. Tail Lamp



Ref. No.	Part No.	Part Name	Quantity						Remarks
			ENGLAND	FRANCE	W. GERMANY	ITALY	SWITZ.	GENERAL	
1	110B0620	BOLT, hex head, 6 x 20	3	3	3	3	3	3	
2	92022-125	WASHER, plain	3	3	3	3	3	3	
3	92075-112	DAMPER RUBBER	3	3	3	3	3	3	
4	92027-120	COLLAR	3	3	3	3	3	3	
5	311B0600	NUT, 6 m/m				2			
6	110B0622	BOLT, hex head, 6 x 22	2	2	2	2	2	2	
7	92022-125	WASHER, plain	2	2	2	2	2	2	
8	92075-1092	DAMPER RUBBER	2	2	2	2	2	2	
9	92027-156	COLLAR	2	2	2	2	2	2	
10	92075-1091	DAMPER RUBBER, tail lamp	1	1	1	1	1	1	
11	23036-1014	BRACKET, license plate	1	1	1	1	1	1	
12	23025-1008	LAMP ASSY, tail	1	1	1	1	1	1	
13	23027-1004	BODY ASSY, tail lamp	1	1	1	1	1	1	
14		BULB, 12V-21/5W	2	2	2	2	2	2	Local Procurement Item
15	11009-1077	GASKET, tail lamp lens	1	1	1	1	1	1	
16	23026-1005	LENS, tail lamp	1	1	1	1	1	1	
17	220E0455A	SCREW, pan head, 4 x 55	2	2	2	2	2	2	
18	23025-1009	LAMP ASSY, tail				1			
19	14043-1004	FILTER				1			
20	23026-1006	LENS, tail lamp				1			
21	23027-1007	BODY ASSY, tail lamp				1			
22	11034-1325	BRACKET, license plat				1			
23	110B0612	BOLT, hex head, 6 x 12				2			
24	461F0600	WASHER, spring, 6 m/m				2			
25	411B0600	WASHER, plain, 6 m/m				2			

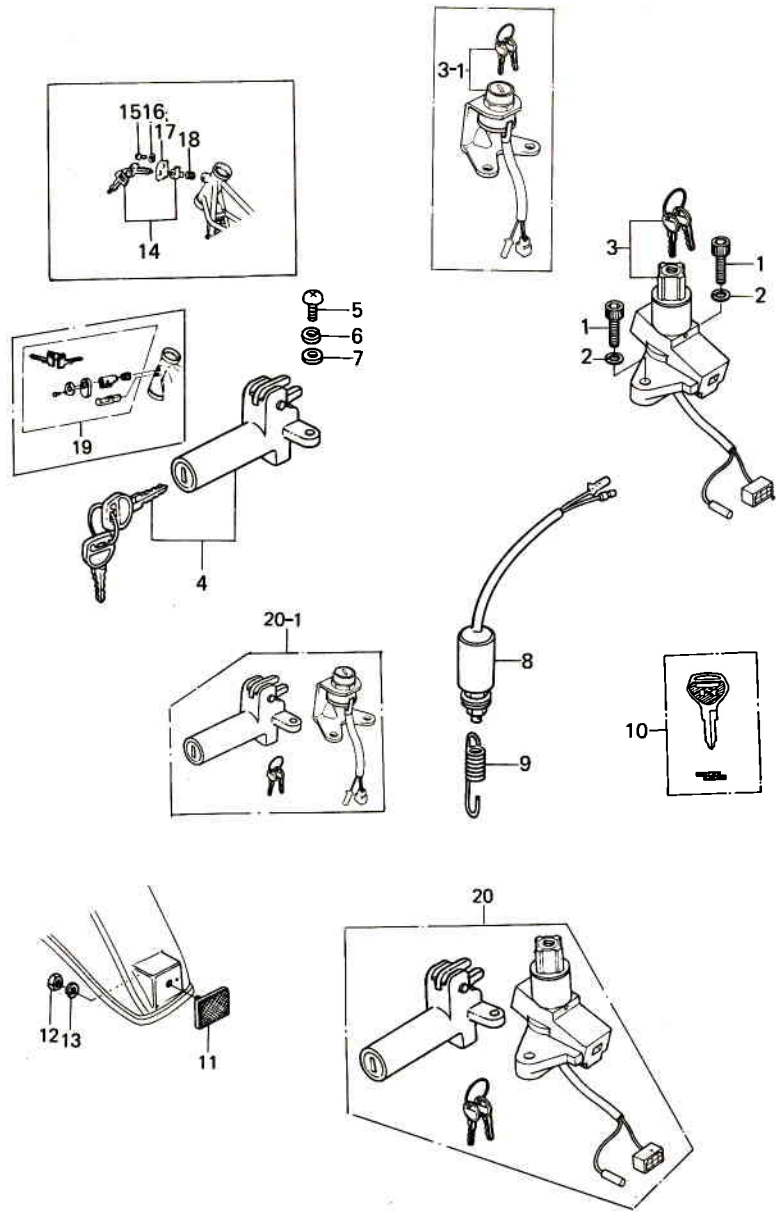
# 44. Turn Signal Lamp

Rev. No.		Date	
----------	--	------	--



Ref. No.	Part No.	Part Name	Quantity	Remarks
1	23040-1019	LAMP ASSY, turn signal	2	Front
2	220E0412A	SCREW, pan head, 4 x 12	8	
3	23058-002	WASHER, plain, 4 m/m	8	
4	23048-1006	LENS, turn signal lamp	2	Front
5	11009-1052	GASKET, turn signal lamp lens	4	
6		BULB, 12V-21W	4	Local Procurement Item
7	23051-1031	BRACKET, turn signal lamp	2	
8	110N0630	BOLT, hex head, 6 x 30	4	
9	411B0600	WASHER, plain, 6 m/m	8	
10	461F0600	WASHER, spring, 6 m/m	4	
11	311B0600	NUT, 6 m/m	4	
12	92075-128	DAMPER RUBBER	2	
13	92075-158	DAMPER RUBBER	2	
14	92027-147	COLLAR	2	
15	315B1000	NUT, 10 m/m	2	
16	23040-1020	LAMP ASSY, turn signal	2	Rear
17	23048-1008	LENS, turn signal lamp	2	Rear
18	461F1000	WASHER, spring, 10 m/m	2	

# 45. Ignition Switch, Lock, Reflector

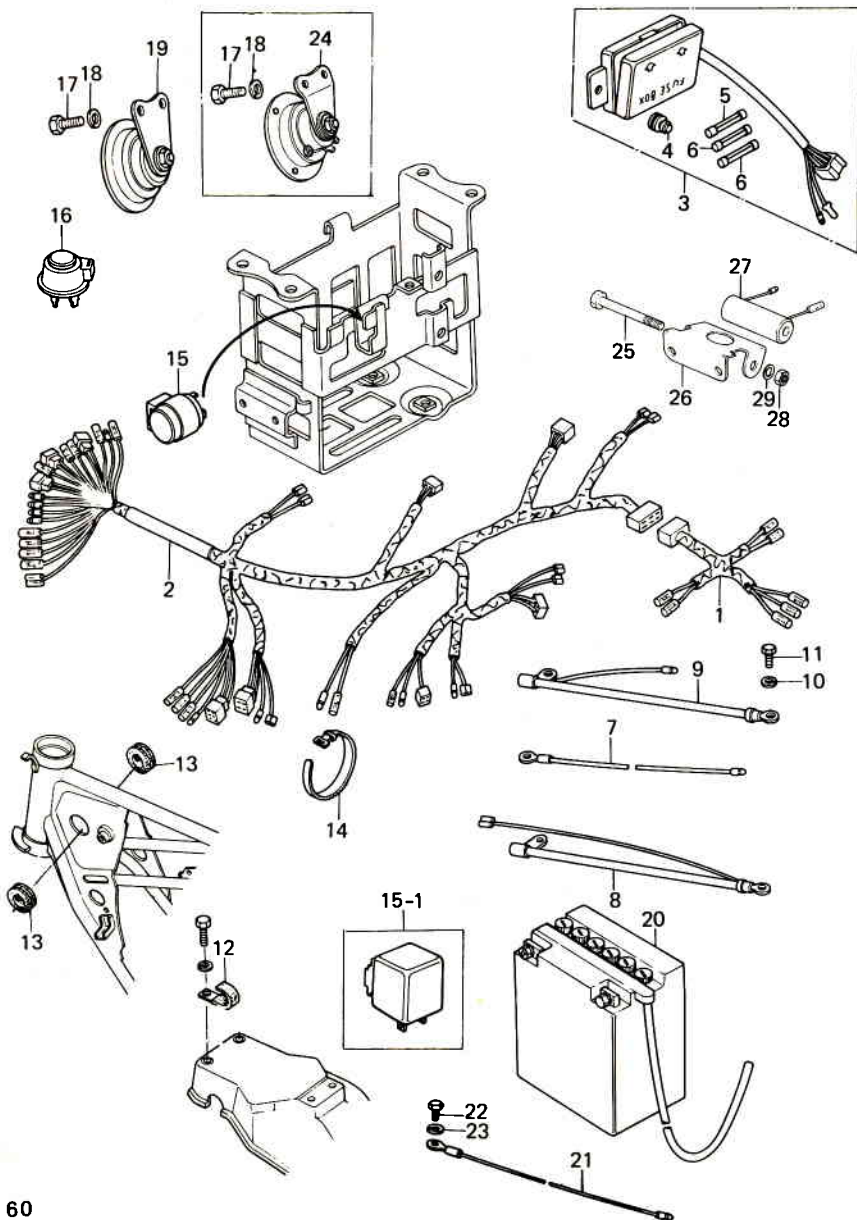


Ref. No.	Part No.	Part Name	Quantity					Remarks	
			ENGLAND	FRANCE	W. GERMANY	ITALY	SWIT. SWEDEN		GENERAL
1	12Q0616	BOLT, socket, 6 x 16	2	2	2	2	2	2	
2	461F0600	WASHER, spring, 6 m/m	2	2	2	2	2	2	
3	27005-5009	SWITCH ASSY, ignition	1	1	1	1	1	1	
3-1	27005-5010	SWITCH ASSY, ignition			1	1	1		
4	27016-5021	LOCK ASSY, seat	1	1	1	1	1	1	
5	220B0614	SCREW, pan head, 6 m/m	1	1	1	1	1	1	
6	461F0600	WASHER, spring, 6 m/m	1	1	1	1	1	1	
7	410B0600	WASHER, plain, 6 m/m	1	1	1	1	1	1	
8	27010-025	SWITCH, brake lamp	1	1	1	1	1	1	
9	27011-009	SPRING, brake lamp switch	1	1	1	1	1	1	
10	27008-1015	KEY, blank	AR	AR	AR	AR	AR	AR	
11	28012-1002	REFLECTOR, reflex	1	1	1	1	1	1	
12	311B0600	NUT, 6 m/m	1	1	1	1	1	1	
13	461F0600	WASHER, spring, 6 m/m	1	1	1	1	1	1	
14		LOCK ASSY, steering			1	1	1	1	Z1000-E1
		LOCK ASSY, steering							
15	92008-007	SCREW, tapping		1	1	1	1	1	Z1000-E1
	92008-007	SCREW, tapping							
16	92097-003	WASHER, wave			1	1	1	1	Z1000-E1
	92097-003	WASHER, wave							
17	27031-005	CAP, steering lock		1	1	1	1	1	Z1000-E1
	27031-005	CAP, steering lock							
18	27032-001	SPRING, steering lock		1	1	1	1	1	Z1000-E1
	27032-001	SPRING, steering lock							
19		LOCK ASSY, steering						1	Z1000-E2-
		(Local Procurement Item)							
20	27004-5033	LOCK ASSY, Z1000E							(1)
		(attached two keys only)	(1)	(1)	(1)	(1)	(1)	(1)	
20-1	27004-5037	LOCK ASSY, Z1000E							(1)
		(attached two keys only)			(1)	(1)	(1)	(1)	



# 46. Electrical Equipments

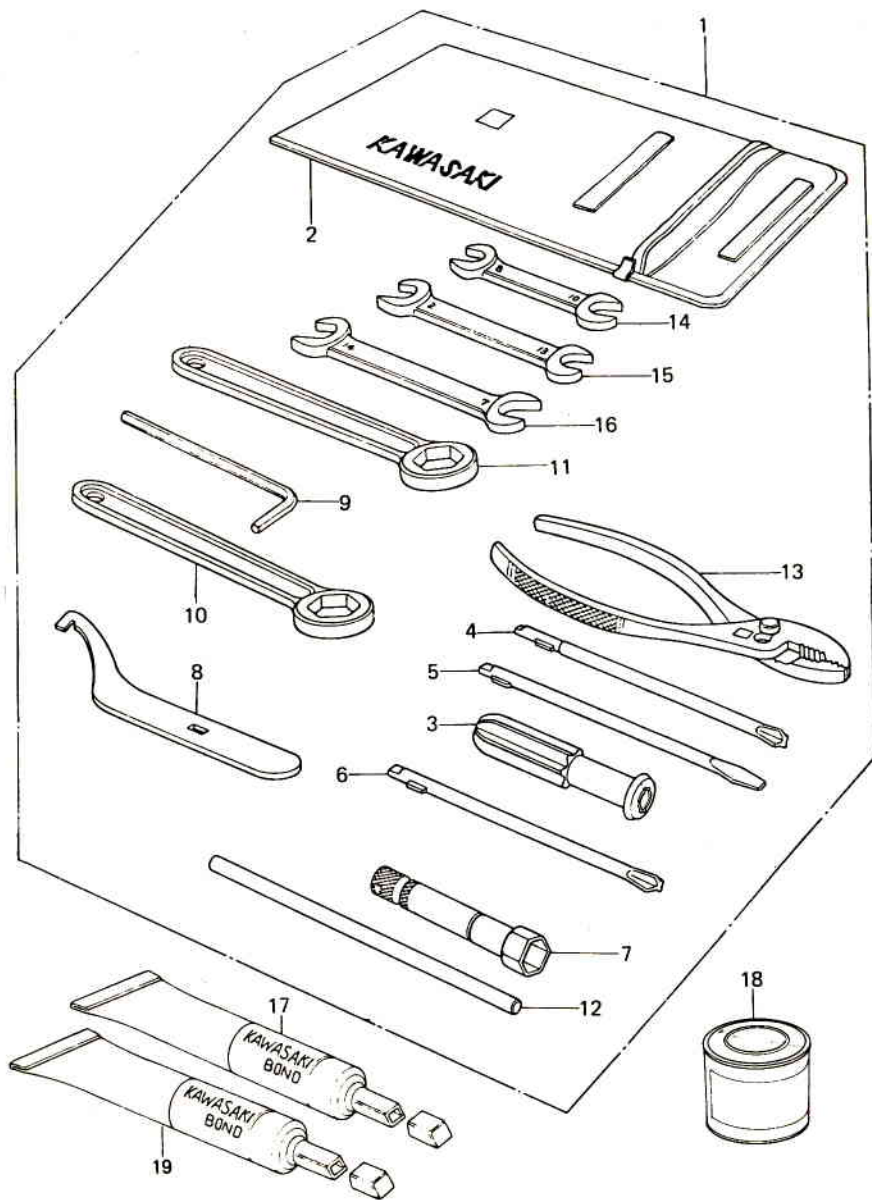
Rev. No.		Date	
----------	--	------	--



Ref. No.	Part No.	Part Name	Quantity						Remarks
			ENGLAND	FRANCE	W. GERMANY	ITALY	SWIT. SWEDEN	GENERAL	
1	26001-1069	WIRING HARNESS, rear	1	1	1	1	1	1	
2	26001-1079	WIRING HARNESS, main	1	1	1	1	1	1	
	26001-1080	WIRING HARNESS, main			1	1	1	1	
3	26004-1006	FUSE ASSY	1	1	1	1	1	1	
4	92075-279	DAMPER RUBBER	1	1	1	1	1	1	
5	26006-005	FUSE, 20A (Spare 1pc)	2	2	2	2	2	2	L = 25 m/m
6	26006-003	FUSE, 10A (Spare 1pc)	3	3	3	3	3	3	L = 25 m/m
7	26011-063	WIRE, turn signal lamp ground lead	2	2	2	2	2	2	Front
8	26011-1065	WIRE, battery ground lead	1	1	1	1	1	1	⊕
9	26011-1053	WIRE, battery ground lead	1	1	1	1	1	1	⊖
10	461F0600	WASHER, spring, 6 m/m	1	1	1	1	1	1	
11	92001-137	BOLT, hex head, 6 m/m	1	1	1	1	1	1	
12	92037-1069	CLAMP, harness	1	1	1	1	1	1	
13	92071-1021	GROMMET	2	2	2	2	2	2	
14	92072-031	BAND, rubber	7	7	7	7	7	7	
15	27002-011	RELAY, turn signal lamp	1	1	1	1	1	1	
15-1	27002-1002	RELAY, turn signal lamp			1				
16	27002-016	RELAY, hazard	1	1	1			1	
17	110B0816	BOLT, hex head, 8 x 16	2	2	2	2	2	2	
18	461F0800	WASHER, spring, 8 m/m	2	2	2	2	2	2	
19	27003-076	HORN	1	1	1		1	1	
20	26012-1015	BATTERY, 12V 16AH	1	1	1	1	1	1	FURUKAWA
21	26011-082	WIRE, turn signal lamp ground lead	1	1	1	1	1	1	Rear
22	110B0610	BOLT, hex head, 6 x 10	1	1	1	1	1	1	
23	461F0600	WASHER, spring, 6 m/m	1	1	1	1	1	1	
24	27003-1018	HORN			1				
25	110B0863	BOLT, hex head, 8 x 63	1	1	1	1	1	1	
26	11034-1429	BRACKET, resistor	1	1	1	1	1	1	
27	26019-005	RESISTOR	1	1	1	1	1	1	Z1000-E1
28	312B0800	NUT, 8 m/m	1	1	1	1	1	1	
29	461F0800	WASHER, spring, 8 m/m	1	1	1	1	1	1	



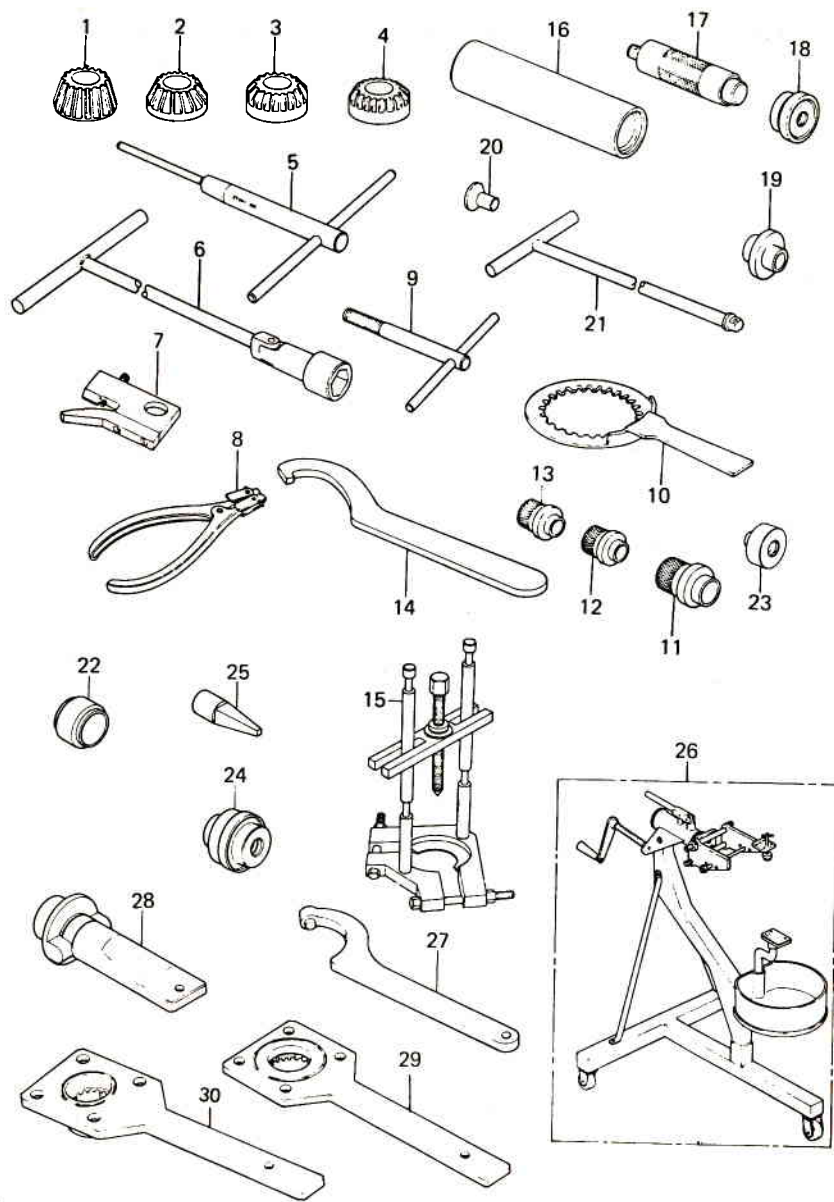
# 47. Tools



Ref. No.	Part No.	Part Name	Quantity	Remarks
1	56007-1025	TOOL KIT	1	
2	56008-006	BAG, tool	1	
3	92106-1001	GRIP, screwdrive	1	
4	92107-006	SCREWDRIVER, # 2 phillips	1	
5	92107-007	SCREWDRIVER, # 2 slot	1	
6	92107-008	SCREWDRIVER, # 3 phillips	1	
7	92108-008	WRENCH, box	1	
8	92110-1014	WRENCH, hook	1	
9	92110-1015	WRENCH, allen	1	
10	92110-1024	WRENCH, box end, 22 m/m	1	
11	92110-1025	WRENCH, box end, 24 m/m	1	
12	92111-005	BAR, spark plug wrench	1	
13	92112-003	PLIERS, 150 m/m	1	
14	92126-001	WRENCH, box end, 22 m/m	1	
15	92126-002	WRENCH, box end, 24 m/m	2	
16	92126-003	BAR' spark plug wernch	1	
17	92104-002	LIQUID GASKET	(100g Tube)	
18	56019-108-7V	PAINT, Luminous Dark Red, 1/12L	(1)	} Z1000-E1
	56019-108-4U	PAINT, Luminous Green, 1/12L	(1)	
	56019-108-B5	PAINT, Black Pearl, 1/12L	(1)	
	56019-108-7V	PAINT, Luminous Ruby Red, 1/12L	(1)	} Z1000-E2
19	56019-120	LIQUID GASKET, bond, # 10	(100g Tube)	

# 48. Special Tools "A"

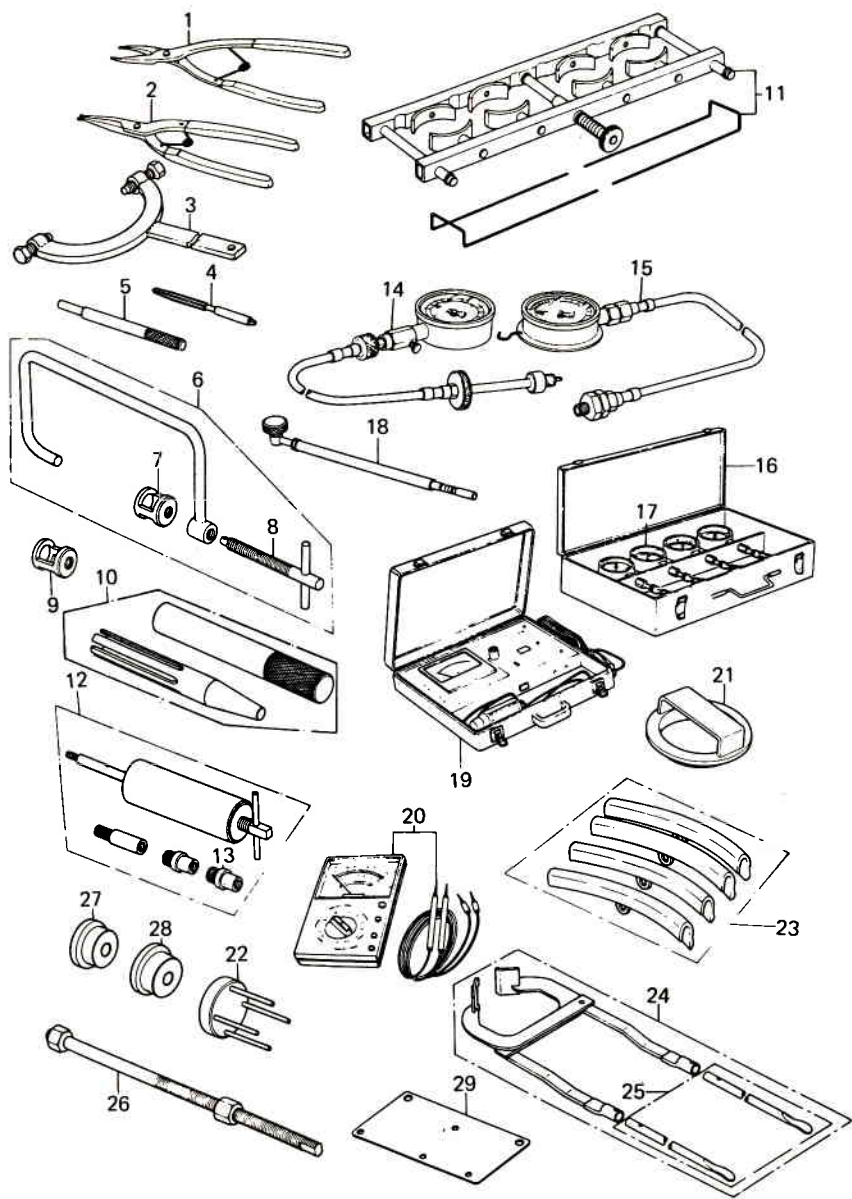
Rev. No.	Date
----------	------



Ref. No.	Part No.	Part Name	Quantity	Remarks
1	57001-101	CUTTER, valve seat, 30°	1	
2	57001-102	CUTTER, valve seat, 45°	1	
3	57001-103	CUTTER, valve seat, 60°	1	INLET
4	57001-104	CUTTER, valve seat, 60°	1	EXHAUST
5	57001-106	HOLDER, valve seat cutter	1	
6	57001-110	WRENCH, spark plug	1	
7	57001-113	HOLDER, valve lifter	1	
8	57001-115	PLIERS, piston ring	1	
9	57001-1016	PULLER, dynamo rotor	1	
10	57001-305	HOLDER, clutch	1	
11	57001-131	GUIDE, kickshaft oil seal	1	
12	57001-266	GUIDE, change shaft oil seal	1	
13	57001-261	GUIDE, clutch release oil seal	1	
14	57001-134	WRENCH, stem nut	1	
15	57001-158	PULLER, bearing	1	
16	57001-137	DRIVER, stem bearing	1	
17	57001-139	HOLDER, bearing driver	1	
18	57001-140	DRIVER, bearing	1	
19	57001-296	DRIVER, bearing	1	
20	57001-317	ADAPTER, bearing puller	1	
21	57001-183	HANDLE, front fork cylinder	1	
22	57001-1074	ADAPTER, stem bearing driver	1	
23	57001-290	DRIVER, bearing	1	
24	57001-1053	DRIVER, bearing	1	
25	57001-1057	ADAPTER, front fork cylinder holder	1	
26	57001-900	ENGINE STAND	1	
27	57001-1025	HOLDER, damper cam	1	
28	57001-1026	HOLDER, drive gear	1	
29	57001-1027	HOLDER, driven gear	1	
30	57001-1028	HOLDER, pinion gear	1	

# 49. Special Tools "B"

Rev. No.	Date
----------	------



Ref. No.	Part No.	Part Name	Quantity	Remarks
1	57001-143	PLIERS, circlip, inside	1	
2	57001-144	PLIERS, circlip, outside	1	
3	57001-308	HOLDER, dynamo rotor	1	
4	57001-162	REAMER, valve guide	1	
5	57001-163	ARBOR, valve guide	1	
6	57001-241	COMPRESSOR ASSY, valve spring	1	
7	57001-242	ADAPTER, valve spring compressor	1	Not use for this model
8	57001-244	CENTER SHAFT, valve spring compressor	1	
9	57001-243	ADAPTER, valve spring compressor	1	
10	57001-380	DRIVER, transmission circlip	1	
11	57001-532	COMPRESSOR ASSY, piston ring	1	
12	57001-910	PULLER ASSY, piston pin	1	
13	57001-914	ADAPTER "C", piston pin	1	
14	57001-123	GAUGE, compression	1	
15	57001-125	GAUGE, oil pressure	1	
16	57001-127	GAUGE SET, vacuum	1	
17	57001-226	GAUGE, vacuum	1	
18	57001-208	GAUGE, fuel level	1	
19	57001-980	ELECTOR TESTER	1	
20	57001-983	HAND TESTER	1	
21	57001-1029	DRIVER, oil seal	1	
22	57001-1052	REMOVER, oil seal	1	
23	57001-1063	PROTECTOR, rim	1	
24	57001-1072	BEAD BREAKER ASSY	1	
25	57001-1073	TIRE IRON	1	
26	57001-1075	PRESS SHAFT, driver	1	
27	57001-1076	DRIVER, bearing, 51.5 m/m	1	
28	57001-1077	DRIVER, bearing, 54.5 m/m	1	
29	57001-1049	HOLDER, dial gauge	1	

# Numerical Parts Index

\*: Indicates the Newly developed parts for Kawasaki Model Z1000-E

Part No.	Page	Q'ty	Part No.	Page	Q'ty	Part No.	Page	Q'ty	Part No.	Page	Q'ty
11080610	60	1	11009-1029	18	1	120P0614	13	2	12046-1017	3	1
11080612	54	2	11009-1035	20	1	120P0614	1	1	12046-1018	3	1
11080612	55	2	11009-1037	48	1	120P0622	13	6	12048-001	5	1
11080612	57	2	11009-1038	5	1	120P0625	13	11	12049-1005	5	1
11080612	22	2	11009-1044	48	1	120P0630	13	6	12052-003	5	1
11080612	34	2	11009-1050	1	1	120P0640	13	6	12052-005	5	2
11080612	30	4	11009-1051	48	1	120P0825	23	4	12053-019	5	1
11080612	30	3	11009-1052	58	4	120P0825	23	4	12053-1035	5	1
11080612	19	2	11009-1077	57	1	120Q0616	8	6	12055-002	5	1
11080614	21	2	11009-1112	23	1	120Q0616	8	2	12057-002	5	2
11080616	19	2	11009-1127	39	2	120Q0616	59	2	13080608	40	3
11080616	37	6	11011-1026	19	1	120Q0632	5	4	13080620	42	1
11080616	50	6	11011-1027	19	1	120Q0820	31	6	13030812	26	1
11080620	57	3	11011-1055	19	1	12004-017	3	4	130G0630	5	2
11080620	50	2	11012-1018	39	2	12005-009	3	4	130G0345	40	2
11080622	57	2	11012-1064	13	1	12007-011	3	8	13001-1005	4	4
11080625	21	2	11012-1066	19	1	12007-012	3	8	13032-007	22	1
11080625	50	2	11012-1069	31	2	12009-005	3	8	13002-022	4	4
11080628	54	1	11012-1070	28	1	12010-004	3	8	13008-5012	4	4
11080628	55	1	11012-1071	23	1	12011-004	3	16	13024-5008	4	4
11080630	35	1	11012-1083	19	1	12013-009	2	4	13025-5007	4	4
11080655	22	2	11013-1015	19	1	12032-005	3	8	13027-1005	4	4
11080816	37	4	11021-1008	26	1	12037-001	3	AR	13029-1003	4	4
11080816	20	3	11034-1185	14	1	12037-002	3	AR	13031-1024	4	1
11080816	54	1	11034-1284	40	2	12037-003	3	AR	13034-030	2	16
11080816	55	1	11034-1285	40	1	12037-004	3	AR	13048-1004	10	1
11080816	60	2	11034-1325	57	1	12037-005	3	AR	13048-1005	23	1
11080818	20	1	11034-1329	50	1	12037-006	3	AR	13048-1007	8	1
11080825	35	1	11034-1333	19	2	12037-007	3	AR	13059-1006	12	1
11030363	60	1	11034-1373	30	1	12037-008	3	AR	13066-1004	12	1
110G06125	13	1	11034-1408	55	1	12037-009	3	AR	13070-1008	12	1
110G0614	12	2	11034-1408	54	1	12037-010	3	AR	13072-012	12	1
110G0618	11	2	11034-1409	55	1	12037-011	3	AR	13078-011	12	1
110G0620	11	1	11034-1409	54	1	12037-012	3	AR	13081-1021	8	1
110G0625	11	1	11034-1429	60	1	12037-013	3	AR	13087-1009	8	1
110G0625	13	2	11034-1520	30	1	12037-014	3	AR	13088-040	8	9
110G0645	13	1	11034-1555	21	1	12037-015	3	AR	13089-1004	8	8
114G0355	39	2	* 11034-1579	42	1	12037-016	3	AR	13091-1008	1	1
110G0360	29	1	* 11034-1594	30	1	12037-017	3	AR	13091-1009	1	1
110G0365	29	1	11040-002	19	1	12037-018	3	AR	13091-1013	11	1
110N0610	22	2	11040-003	19	1	12037-019	3	AR	13091-1041	8	6
110N0610	20	4	11381025	12	1	12037-020	3	AR	13091-1042	8	1
110N0625	36	1	113B1040	32	2	12037-021	3	AR	13091-1043	8	1
110N0630	58	4	113B1255A	29	1	12037-022	3	AR	13091-1044	12	1
11002-1021	2	1	11331270A	29	1	12037-023	3	AR	13091-5001	1	1
11004-076	2	2	11430816	28	1	12037-024	3	AR	13095-1014	8	1
11005-1009-21	4	1	11480818	28	2	12037-025	3	AR	13101-1005	26	1
11009-030	4	1	114G0840	28	4	12044-014	3	1	13101-1010	23	1
11009-1002	20	2	120P0525A	21	3	12044-015	3	1	13101-5027	24	1



# Numerical Parts Index

\*: Indicates the Newly developed parts for Kawasaki Model Z1000-E

Part No.	Page	Q'ty	Part No.	Page	Q'ty	Part No.	Page	Q'ty	Part No.	Page	Q'ty
13101-5028	26	1	14025-1109	52	1	16030-027	17	4	18001-1136	20	1
13107-1013	8	1	14025-1110	52	1	16031-031	17	4	18001-1137	20	1
13107-1014	23	1	14025-1111	52	1	16032-003	17	4	18049-1071	20	1
13116-1007	8	1	14025-1112	18	1	16033-013	16	12	18049-1072	20	1
13116-1008	5	1	14025-1119	1	1	16033-029	15	8	18049-1078	20	1
13119-1007	8	1	* 14025-1186	52	1	16033-031	16	8	18049-1079	20	1
13119-1008	8	1	14031-1015	13	1	16038-016	16	8	18067-018	20	4
13127-1012	10	1	14032-075-21	13	1	16038-022	17	4	18069-1004	20	2
13128-1019	10	1	14032-083	13	1	16039-015	16	4	18069-1005	20	2
13129-046	10	1	14032-1006	13	1	16039-016	16	4	21003-1015	21	1
13130-032	10	1	14043-1004	57	1	16039-019	14	1	21007-1011	21	1
13131-038	10	1	14045-014	13	1	16039-020	14	1	21015-005	22	2
13132-030	10	1	14046-023	13	1	16039-042	15	2	21017-017	22	1
13133-031	10	1	14046-024	13	1	16040-009	14	1	21027-003	22	1
13134-016	10	1	14046-025	13	1	16040-022	14	1	21027-004	22	1
13135-020	10	1	14050-006	13	1	16040-026	16	4	21039-003	22	2
13136-042	10	1	14055-1003	23	1	16041-017	14	1	21040-003	22	2
13137-025	10	1	14068-007	6	1	16041-1005	14	1	21048-1001	28	2
13140-045	11	2	14068-009	6	1	16046-005	14	1	21066-1008	21	1
13140-046	11	1	14070-007	6	1	16046-007	14	4	21119-1004	21	1
13151-020	10	1	14073-1016	19	1	16046-012	16	4	21119-1013	21	1
13156-1023	11	1	14073-1018	19	1	16049-007	17	4	21121-1021	21	1
13156-1038	11	1	14073-1022	19	1	16055-012	14	1	21121-1022	21	1
13157-007	11	1	14073-1023	19	2	16057-002	16	4	21126-008	21	1
* 13159-1005	42	1	14073-1024	19	1	16065-028	2	2	21126-008	7	4
13161-1011	11	1	16091-1109	14	1	16065-029	2	2	21126-008	1	2
13161-1019	11	1	16091-1165	14	1	16065-1009	14	1	21130-024	21	2
13168-1024	14	1	16001-1166	14	1	16067-006	14	1	21130-1002	21	2
13168-1026	14	4	16001-1167	14	1	16067-006	16	4	21131-004	21	2
13168-1039	11	1	16091-1168	14	1	16073-014	16	4	21131-005	21	2
13169-1152	39	2	16003-013	16	4	16073-016	14	2	21131-006	21	2
13169-1153	39	2	16005-027	16	4	16076-003	16	4	21132-005	21	2
13169-1155	39	2	16007-028	16	4	16077-017	14	1	21148-1006	21	1
13187-1004	8	1	16008-010	16	4	16082-059	18	1	21160-005	21	4
13193-1006	22	1	16009-1009	16	4	16085-019	18	1	21163-1007	22	1
13209-011	11	1	16012-015	16	4	16085-1012	22	1	21165-001	22	1
13223-011	1	1	16013-008	16	4	16099-002	18	1	21166-001	22	1
13236-1011	11	1	16014-1004	17	4	16109-003	6	1	21167-002	22	1
13236-1012	9	1	16016-021	16	4	15111-004	18	1	22030312A	55	2
13239-1022	11	1	16017-1011	16	4	16112-002	18	1	22080408A	38	2
13242-1017	11	1	16019-030	17	4	16115-013	6	1	22080408A	48	2
14001-5030	6	1	16019-031	16	4	16115-1003	26	1	22080412A	48	4
14008-1007	40	1	16021-1006	14	1	16126-1012	48	1	22080414A	16	12
14013-013	6	AR	16021-1011	14	1	16126-1013	45	1	22080416A	17	16
14013-1004	6	2	16022-007	17	4	16126-1013	45	1	22090430A	25	1
14020-1002	5	1	16022-010	14	1	18001-1058	20	1	22080508A	42	2
14025-1037	13	1	16022-017	14	1	18001-1059	20	1	22080510A	48	2
14025-1092	13	1	16025-1033	16	4	18001-1067	20	1	22080512A	21	3
14025-1105	50	2	16029-004	17	4	18001-1068	20	1	22080512A	21	2



# Numerical Parts Index

\*: Indicates the Newly developed parts for Kawasaki Model Z1000-E

Part No.	Page	Q'ty	Part No.	Page	Q'ty	Part No.	Page	Q'ty	Part No.	Page	Q'ty
22080514A	14	3	23019-022	55	2	26011-082	60	1	31880500	9	1
22080514A	50	4	23019-022	53	2	26011-1048	22	1	31880800	41	1
22090530A	36	1	23019-023	55	2	26011-1053	60	1	32002-1066	28	1
22080530A	36	1	23019-028	53	2	26011-1065	60	1	32002-1097	28	1
22080535A	36	1	23020-018	55	1	26012-1015	60	1	* 32002-1106	28	1
22080540A	36	1	23020-023	55	2	26019-005	60	1	* 32002-1107	28	1
22080610	5	1	23021-004	55	1	27002-011	60	1	* 32002-1136	28	1
22080612	43	2	23021-012	55	2	27002-016	60	1	32029-1069	28	1
22080612	21	2	23025-1008	57	1	27002-1002	60	1	32029-1070	28	1
22080614	59	1	23025-1009	57	1	27003-076	60	1	32029-1071	28	1
22080618	2	8	23026-1005	57	1	27003-1018	60	1	32030-026	28	1
22080618	18	3	23026-1006	57	1	27004-5033	59	1	32069-1035	20	2
22080628	18	2	23027-1004	57	1	27004-5037	59	1	32085-1035	31	2
22080635	19	1	23027-1007	57	1	27005-5009	59	1	32085-1036	20	1
22080640	20	2	23036-1014	57	1	27005-5010	59	1	32085-1041	34	1
22080640	6	2	23040-1019	58	2	27008-1015	59	AR	32097-1017	30	1
220E0412A	58	3	23040-1020	58	2	27010-025	59	1	* 32097-1024	30	1
220E0455A	57	2	23048-1006	58	2	27010-1005	34	1	32098-1007	30	1
22180510A	15	2	23048-1008	58	2	27010-1013	6	1	32099-1009	30	1
22180614	15	ALT	23051-1031	58	2	27010-1023	22	1	32109-1009	28	1
22180620	11	1	23052-011	53	2	27010-1028	40	1	32112-007	29	2
222E0555A	38	2	23052-011	55	2	27011-009	59	1	33031-1029	31	1
23004-058	53	1	23058-002	58	8	27011-014	34	1	33032-1008	31	2
23004-059	53	1	23066-008	55	1	27012-1012	30	1	34003-1025	32	2
23004-066	53	1	23066-021	55	2	27012-1014	35	1	34003-1032	32	1
23005100421	53	1	23066-021	53	2	27016-5021	59	1	34003-1033	32	1
23005-1011-21	53	1	23066-022	53	2	27031-005	59	1	34003-1038	34	1
23005-1011-21	55	1	23066-022	55	2	27031-005	59	1	34011-1017	33	1
23006-031	53	1	23072-001	55	1	27032-001	59	1	34011-1023	33	1
23006-038	55	1	23072-004	53	1	27032-001	59	1	34019-014	33	2
23006-045	53	1	23074-001	55	1	27043-002	36	1	34023-012	33	1
23007-060	53	1	23084-001	53	1	28012-1002	59	1	34023-020	33	2
23007-062	53	1	23086-001	53	1	28018-1020	21	1	34024-1026	33	1
23007-067	53	1	25005-1047	52	1	31180600	50	4	34024-1030	34	1
23007-1010	55	1	25005-1048	52	1	31180600	37	4	34025-005	33	1
23007-1011	55	1	25008-1016	52	1	31180600	35	1	34025-010	34	1
23008-032	53	1	* 25008-1023	52	1	31180600	59	1	34025-011	34	1
23008-037	55	1	25009-005	52	2	31190600	57	2	34028-1009	32	1
23008-038	55	1	25015-1038	52	1	31190600	58	4	34028-1010	32	1
23008-044	53	1	25023-1013	52	1	31180900	52	2	34028-1017	32	1
23008-046	53	1	* 25023-1019	52	1	31180800	28	2	34028-1018	32	1
23008-1039	52	1	26001-1069	60	1	31280400A	52	2	35031-1013	37	1
23008-1040	52	1	26001-1071	21	1	31230500A	16	ALT	35011-1021	28	1
* 23008-1054	52	1	26001-1079	60	1	31280800	60	1	35011-1022	28	1
23009-012	53	4	26001-1080	60	1	31531000	32	4	35011-1034	50	1
23009-017	53	3	26004-1006	60	1	31581000	58	2	35022-1022	37	1
23013-004	53	1	26006-003	60	3	31581000	53	2	35022-1026-62	37	1
23014-005	55	1	26006-005	60	2	31581000	43	4	* 35022-1039	37	1
23019-021	55	1	26011-063	60	2	31531000	55	2	36001-1054-86	49	1

# Numerical Parts Index

\*: Indicates the Newly developed parts for Kawasaki Model Z1000-E

Part No.	Page	Q'ty	Part No.	Page	Q'ty	Part No.	Page	Q'ty	Part No.	Page	Q'ty
36001-1054-B7	49	1	411B0600	37	6	43041-1019	44	1	44007-1002	38	5
36001-5009-B6	49	1	411B0600	12	1	43041-1020	43	1	44013-1021	38	2
36001-5009-B7	49	1	411B0600	57	2	43041-1021	43	1	* 44013-1036	38	2
* 36001-5019-C4	49	1	411B0600	56	3	43045-007	44	2	44022-1023	38	2
* 36001-5020-D3	49	1	411B0600	54	3	43049-002	44	2	44022-1029	38	2
* 36001-5022-C4	49	1	411B0600	58	8	43049-002	43	2	44026-1035	38	2
* 36001-5023-D3	49	1	411B0600	50	6	43049-1004	44	1	* 44026-1052	38	2
* 39012-1002-B5	50	1	411B0600	19	2	* 43049-1008	42	1	44029-1010	39	2
* 39012-1002-D2	50	1	411B0800	52	2	43052-005	43	8	44033-1029	38	1
39012-1002-7Y	50	1	411B0800	9	1	43054-003	43	2	44033-1034	38	1
39012-1002-7T	50	1	411B1000	32	2	43054-004	44	2	44033-1035	38	1
39012-1003	50	1	411B1000	2	8	43058-004	42	1	44033-1038	38	1
39012-1004	50	1	411D1000	55	2	43058-004	41	1	44033-1039	38	1
39075-1001	16	4	42034-1011	47	1	43058-1001	48	1	* 44033-1045	38	1
39130-1002	25	1	42034-1012	25	1	43058-1003	48	1	* 44033-1046	38	1
39158-1002	25	1	42034-1013	26	1	43059-1021	41	1	* 44033-1047	38	1
410B0500	14	ALT	42034-1014	24	1	43059-1026	40	1	* 44033-1048	38	1
410B0500	42	2	43001-1026	35	1	43059-1030	40	2	44037-1019	38	1
410B0500	50	4	43004-1007	35	1	* 43059-1044	42	1	44037-1022	38	1
410B0500	21	3	43004-1008	35	1	* 43059-1047	42	1	44039-1015	39	1
410B0600	59	1	43010-1002	41	1	43061-1001	40	1	44045-002	39	2
410B0600	36	1	* 43010-1003	42	1	43064-007	31	1	41101000	54	2
410B0600	34	2	43015-1026	41	1	43066-001	42	2	45014-1032	31	2
410B0600	13	4	43015-1032	40	1	43066-001	40	4	* 45014-1046	31	2
410B0800	28	1	* 43015-1047	42	1	43066-001	41	2	45017-020	31	2
410B0800	41	1	43018-002	41	1	43067-001	41	4	46003-1037	36	1
410B0800	39	4	43019-002	41	1	43067-001	42	4	46012-1004	36	1
410B1200	31	2	43020-1003	40	1	43067-001	40	11	46012-1006	36	1
410D0600	22	2	43020-1011	44	2	43072-004	41	1	46019-038	36	1
41002-1075	45	1	43020-1012	43	2	* 43078-1008	42	1	46055-003	36	1
41002-1076	45	1	* 43020-1015	42	1	43079-002	41	1	46056-007	36	1
41046-1009	26	1	43022-002	41	1	43082-1002	44	1	46075-028	36	1
41046-1010	23	2	43022-1001	40	1	43082-1004	43	2	46076-049	36	1
41058-1001	41	1	43022-1002	42	1	43084-003	44	2	46076-054	36	1
41060-1022	46	1	43024-003	41	1	43085-001	43	2	46091-1052	36	1
41060-1023	46	1	43024-003	42	1	43085-001	44	1	46091-1054	36	1
41063-001	46	2	43024-004	44	1	43086-002	44	2	46091-1055	36	1
41064-1004	46	1	43026-003	41	1	43088-002	43	4	46092-022	36	1
41068-1018	46	1	43026-1007	40	1	44001-1072	38	1	46092-1004	40	1
41068-1019	47	1	* 43026-1010	42	1	44001-1073	38	1	46094-017	36	1
41073-1030	46	1	43027-001	41	1	44001-1074	38	1	46094-019	36	1
41073-1031	47	1	* 43027-1005	42	1	* 44001-1101	38	1	461F0400	16	28
41075-1004	45	AR	43028-003	41	1	* 44001-1102	38	1	461F0400	48	4
41075-1005	45	AR	43028-1008	40	1	* 44001-1103	38	1	461F0400	52	2
41075-1006	45	AR	* 43028-1016	42	1	44005-1024	38	1	461F0500	21	3
41078-1009	46	1	43032-002	40	1	* 44005-1044	38	1	461F0500	21	2
41080-1007	44	1	43033-003	40	2	44006-1024	38	1	461F0500	16	8
41080-1026	43	2	43034-1001	40	1	* 44006-1044	38	1	461F0500	42	2
411B0500	19	4	43040-004	43	2	44007-1002	38	1	461F0500	14	4

# Numerical Parts Index

\*: Indicates the Newly developed parts for Kawasaki Model Z1000-E

Part No.	Page	Q'ty	Part No.	Page	Q'ty	Part No.	Page	Q'ty	Part No.	Page	Q'ty
461F0500	53	2	482K3000	14	2	56014-1038	48	2	57001-241	63	1
461F0600	50	6	482K7000	18	1	56018-1091	49	2	57001-242	63	1
461F0600	43	2	49002-1002	2	4	56019-108-B5	61	1	57001-243	63	1
461F0600	30	3	49006-1008	40	1	56019-108-4U	61	1	57001-244	63	1
461F0600	30	4	49006-1026	25	1	56019-108-7V	61	1	57001-261	62	1
461F0600	57	2	49016-1010	40	1	56019-108-7V	61	1	57001-266	62	1
461F0600	21	2	49016-1016	55	1	56019-120	61	1	57001-290	62	1
461F0600	21	2	49016-1019	47	1	57001-101	62	1	57001-296	62	1
461F0600	37	6	49016-1029	34	1	57001-1016	62	1	57001-308	63	1
461F0600	19	4	49018-1001	34	1	57001-102	62	1	57001-317	62	1
461F0600	21	2	49034-1004	18	1	57001-1025	62	1	57001-380	63	1
461F0600	60	1	49122-1008	16	4	57001-1026	62	1	57001-532	63	1
461F0600	59	2	* 51001-1018-D2	48	1	57001-1027	62	1	57001-900	62	1
461F0600	59	1	51001-1018-7Y	48	1	57001-1028	62	1	57001-910	63	1
461F0600	56	2	51001-1018-7T	48	1	57001-1029	63	1	57001-914	63	1
461F0600	34	2	* 51001-5051-B5	48	1	57001-103	62	1	57001-980	63	1
461F0600	58	4	51023-1015	48	1	57001-104	62	1	57001-983	63	1
461F0600	59	1	51036-1002	23	2	57001-1049	63	1	59026-1002	21	1
461F0600	60	1	51036-1003	48	1	57001-1052	63	1	59051-1006	12	1
461F0600	54	2	51048-1003	48	1	57001-1053	62	1	600A0600	10	3
461F0600	22	2	52005-1008	48	1	57001-1057	62	1	600A1200	18	1
461F0800	20	4	52015-004	13	1	57001-106	62	1	600A1200	9	1
461F0800	37	4	53001-1026	50	1	57001-1063	63	1	60186203Z	46	2
461F0800	60	2	53009-016	50	1	57001-1072	63	1	60186304Z	47	2
461F0800	36	4	53009-033	50	1	57001-1073	63	1	610A0406	25	1
461F0800	28	1	53011-002	50	1	57001-1074	62	1	654A254008	46	1
461F0800	60	1	53011-008	50	1	57001-1075	63	1	67081508	10	1
461F0800	54	1	53056-002	50	1	57001-1076	63	1	67081509	16	4
461F0800	52	2	54001-1014	51	1	57001-1077	63	1	67082015	6	2
461F0800	28	2	54011-1019	51	1	57001-110	62	1	67082016	6	1
461F0800	28	6	54012-1030	51	1	57001-113	62	1	67082018	6	2
461F0800	55	1	54012-1031	51	1	57001-115	62	1	67082020	35	2
461F1000	29	3	54018-1002	51	1	57001-305	62	1	67082022	18	2
461F1000	55	2	55001610	35	1	57001-123	63	1	671825105	18	1
461F1000	54	2	55001615	9	1	57001-125	63	1	67182590	47	1
461F1000	58	2	55002012	32	2	57001-127	63	1	92001-1003	11	1
461F1200	29	2	55002015	42	1	57001-131	62	1	92001-1052	11	1
461F1200	31	2	55002516	32	2	57001-134	62	1	92001-1055	40	2
46100-003	28	1	551A0314	18	1	57001-137	62	1	92001-1056	40	1
480J1200	11	1	55281014	6	4	57001-139	62	1	92001-1060	39	1
480J1900	12	1	55281014	4	2	57001-140	62	1	92001-1069	43	6
480J2000	25	1	554A0600	50	3	57001-143	63	1	92001-1071	44	2
480J2200	12	1	554A0800	41	1	57001-144	63	1	92001-1073	41	1
480J2800	10	2	56001-1023	36	1	57001-158	62	1	92001-1074	18	1
480J3000	10	2	56001-1024	36	1	57001-152	63	1	92001-1088	20	2
481J4000	46	1	56002-022	36	1	57001-163	63	1	92001-1091	48	2
481J5000	9	1	56003-014	36	1	57001-183	62	1	92001-1094	20	1
481J5200	47	1	56007-1025	61	1	57001-208	63	1	92001-1095	46	14
482J3000	30	1	56008-006	61	1	57001-226	63	1	92001-1095	47	7

# Numerical Parts Index

\*: Indicates the Newly developed parts for Kawasaki Model Z1000-E

Part No.	Page	Q'ty	Part No.	Page	Q'ty	Part No.	Page	Q'ty	Part No.	Page	Q'ty
92001-1095	42	2	92003-159	18	3	92018-004	50	2	92025-1028	26	AR
92001-1095	26	3	92003-178	18	13	92018-005	49	4	92025-1029	26	AR
92001-1113	4	1	92003-179	18	1	92019-007	39	2	92025-1030	26	AR
92001-1131	43	4	92003-208	3	6	92019-013	32	4	92025-1031	26	AR
92001-1146	4	1	92003-228	2	16	92019-021	29	3	92025-1032	26	AR
92001-1150	44	1	92004-048	32	4	92019-021	33	1	92025-1033	26	AR
92001-1155	5	1	92004-065	2	8	92019-021	32	2	92025-1034	26	AR
92001-1160	1	16	92004-1002	7	4	92020-014	31	2	92025-1035	26	AR
92001-1169	24	1	92004-1003	7	4	92020-017	52	6	92025-1036	26	AR
92001-1170	12	1	92004-1004	7	4	92022-044	48	2	92025-1052	27	AR
92001-1171	29	4	92004-1020	26	1	92022-077	5	1	92025-1053	27	AR
92001-1171	30	1	92004-1024	26	4	92022-1007	34	1	92025-1054	27	AR
92001-1172	29	4	92005-1009	15	2	92022-1012	18	1	92025-1055	27	AR
92001-1183	19	1	92005-1010	15	1	92022-1028	23	8	92025-1056	27	AR
92001-1186	39	2	92007-002	36	4	92022-1038	48	2	92025-1057	27	AR
92001-1188	39	4	92007-024	55	2	92022-1041	19	8	92025-1058	27	AR
92001-1188	39	8	92007-024	54	2	92022-1057	31	1	92025-1059	27	AR
92001-1189	39	2	92007-047	36	1	92022-1077	10	2	92025-1060	27	AR
92001-1190	34	1	92008-007	59	1	92022-1078	10	2	92025-1061	27	AR
92001-1203	40	1	92008-007	59	1	92022-1086	26	1	92025-1062	27	AR
92001-1213	43	4	92009-1024	19	8	92022-1105	26	1	92025-1063	27	AR
92001-1274	41	2	92009-1051	19	4	92022-1108	22	3	92025-1064	27	AR
92001-1283	28	1	92009-1052	8	1	92022-1114	9	1	92025-1065	27	AR
92001-137	60	1	92009-1055	52	1	92022-1115	10	1	92025-1066	27	AR
92001-163	18	1	92011-037	2	4	92022-1116	23	1	92025-1067	27	AR
92001-164	18	1	92011-037	19	4	92022-1125	52	2	92025-1068	26	AR
92001-164	6	4	92012-003	48	4	92022-1156	34	1	92025-1069	26	AR
92001-165	18	1	92015-076	2	12	92022-116	19	2	92025-1070	26	AR
92003-079	33	1	92015-077	31	2	92022-116	11	2	92025-1071	26	AR
92003-092	2	2	92015-077	25	4	92022-125	57	2	92025-1072	23	AR
92003-095	18	1	92015-1025	50	4	92022-125	57	3	92025-1073	23	AR
92003-098	6	1	92015-1041	46	1	92022-125	56	2	92025-1074	23	AR
92003-099	29	1	92015-1049	47	1	92022-125	54	2	92025-1075	23	AR
92003-104	22	3	92015-1053	9	1	92022-181	32	2	92025-1076	23	AR
92003-106	7	2	92015-1059	26	1	92022-183	48	2	92025-1077	23	AR
92003-107	7	4	92015-1065	9	1	92022-203	32	2	92025-1078	23	AR
92003-107	6	4	92015-1065	23	1	92022-207	12	2	92025-1079	23	AR
92003-108	7	2	92015-1066	31	2	92022-209	10	1	92025-1080	23	AR
92003-109	7	12	92015-1067	10	1	92022-210	10	1	92025-1081	23	AR
92003-110	7	3	92015-1068	28	1	92022-212	10	2	92025-1082	23	AR
92003-110	24	3	92015-1069	28	1	92022-213	10	AR	92025-1083	23	AR
92003-111	24	1	92016-044	33	2	92022-215	2	4	92025-1084	23	AR
92003-111	7	1	92016-045	29	2	92022-228	50	4	92025-1085	23	AR
92003-112	24	2	92017-013	20	8	92022-230	28	1	92026-022	8	1
92003-112	7	4	92017-014	22	2	92022-244	4	1	92026-080	18	1
92003-113	24	3	92017-014	36	1	92022-250	32	2	92026-1020	10	2
92003-113	7	1	92017-014	54	1	92024-047	11	1	92026-1031	22	1
92003-114	24	2	92017-014	21	4	92024-048	18	1	92026-1033	22	1
92003-114	7	1	92017-014	56	1	92025-1027	26	AR	92026-1042	9	1

# Numerical Parts Index

\* : Indicates the Newly developed parts for Kawasaki Model Z1000-E

Part No.	Page	Q'ty	Part No.	Page	Q'ty	Part No.	Page	Q'ty	Part No.	Page	Q'ty
92026-1043	8	1	92033-1036	38	2	92049-016	3	8	92066-021	6	2
92026-1065	9	1	92036-021	4	8	92049-1021	47	1	92066-1040	19	1
92026-112	22	1	92036-023	2	8	92049-1025	27	1	92068-006	2	4
92027-1044	46	1	92037-028	19	1	92049-1030	31	2	92069-018	52	9
92027-1079	5	4	92037-061	19	4	92049-1032	46	1	92070-037	21	4
92027-1102	5	1	92037-066	19	1	92049-1033	26	1	92071-019	34	1
92027-1124	47	1	92037-072	15	2	92049-1034	26	1	92071-056	49	6
92027-1126	47	1	92037-077	2	4	92049-1037	24	1	92071-072	50	2
92027-1138	47	1	92037-093	51	2	92049-1038	24	1	92071-1008	56	1
92027-1149	46	1	92037-1038	21	1	92049-1045	38	2	92071-1008	54	1
92027-1150	29	1	92037-1055	20	1	92049-1048	13	1	92071-1021	60	2
92027-1151	29	1	92037-1069	60	1	92050-047	13	1	92071-104	15	6
92027-1152	23	AR	92037-1109	51	1	92050-075	1	1	92072-030	36	4
92027-1153	23	AR	92037-1112	25	1	92055-048	7	1	92072-031	60	7
92027-1154	23	AR	92037-113	34	1	92055-048	18	1	92072-1024	30	1
92027-1155	23	AR	92037-1138	15	2	92055-049	27	1	92074-006	54	1
92027-1156	23	AR	92037-1154	42	2	92055-049	6	1	92074-030	4	4
92027-1157	23	AR	92037-134	15	1	92055-052	6	1	92074-037	12	1
92027-1158	23	AR	92037-178	15	4	92055-052	18	1	92075-015	20	1
92027-1159	23	AR	92037-208	20	2	92055-055	6	1	92075-078	30	3
92027-1160	23	AR	92041-003	50	3	92055-062	4	1	92075-080	52	4
92027-1161	23	AR	92042-007	2	8	92055-087	8	1	92075-1091	57	1
92027-1162	23	AR	92042-007	6	6	92055-096	1	1	92075-1092	57	2
92027-1163	24	AR	92042-014	11	5	92055-1023	48	2	92075-112	57	3
92027-1164	24	AR	92042-016	6	11	92055-1029	25	1	92075-1121	47	1
92027-1165	24	AR	92042-020	11	1	92055-1037	26	1	92075-1129	22	AR
92027-120	57	3	92042-028	4	2	92055-1038	27	1	92075-1130	22	AR
92027-147	58	2	92042-030	8	1	92055-1039	27	1	92075-1131	22	AR
92027-156	57	2	92042-034	4	1	92055-1043	24	2	92075-1133	50	2
92027-170	20	8	92042-038	18	2	92059-1044	24	1	92075-1134	50	1
92027-241	50	4	92043-016	11	1	92055-1052	39	2	92075-1141	31	2
92027-241	56	1	92043-079	32	2	92057-1026	5	1	92075-1142	33	1
92027-241	54	1	92043-087	22	3	92059-1023	15	1	92075-1143	30	1
92027-276	6	2	92043-1013	42	1	92059-1060	19	1	92075-1148	52	2
92028-1005	10	1	92043-1013	41	1	92059-1082	15	1	92075-1149	52	3
92028-1006	10	1	92043-1029	50	1	92059-140	6	4	92075-1150	52	4
92028-1058	11	2	92043-1051	9	1	92059-141	15	2	92075-1156	38	2
92028-1061	46	1	92043-1052	46	1	92059-145	15	1	92075-1175	11	1
92028-1070	43	4	92043-115	32	2	92059-145	15	1	92075-1192	52	3
92028-1071	14	1	92045-020	10	1	92059-147	15	2	92075-1193	52	1
92028-123	10	1	92045-1023	8	1	92059-147	15	2	92075-1225	52	2
92028-126	12	1	92045-1028	10	1	92063-072	16	4	92075-123	5	2
92028-135	9	1	92046-028	9	1	92063-073	16	4	92075-125	48	2
92031-001	11	1	92046-031	10	2	92063-074	16	4	92075-128	58	2
92033-025	10	2	92046-037	24	1	92063-075	16	4	92075-158	58	2
92033-025	12	1	92046-1020	27	1	92063-076	16	4	92075-174	50	4
92033-1019	47	1	92046-1022	22	1	92064-1003	17	4	92075-175	50	4
92033-1020	27	1	92048-1012	10	1	92065-103	1	1	92075-209	54	1
92033-1029	8	1	92049-004	24	1	92066-017	2	4	92075-209	56	1



# Numerical Parts Index

\* : Indicates the Newly developed parts for Kawasaki Model Z1000-E

Part No.	Page	Q'ty	Part No.	Page	Q'ty	Part No.	Page	Q'ty	Part No.	Page	Q'ty
92075-232	5	4	92116-1003	24	2						
92075-279	50	1	92116-1004	26	1						
92075-281	48	1	92116-1006	24	1						
92075-289	5	4	92116-1008	28	1						
92075-293	32	4	92116-1009	28	1						
92075-293	34	1	92122-001	22	3						
92075-295	48	1	92126-001	61	1						
92081-003	11	1	92126-002	61	2						
92081-069	9	1	92126-003	61	1						
92081-1012	34	1									
92081-1018	18	1									
92081-1028	14	1									
92081-104	12	1									
92081-1053	50	1									
92081-1054	48	1									
92081-1063	5	1									
92081-109	18	1									
92081-110	22	3									
92081-1114	8	6									
92081-1115	8	12									
92081-1116	35	1									
92081-1117	24	1									
92081-1148	11	1									
92081-1183	25	1									
92081-146	5	1									
92082-004	12	1									
92083-018	11	1									
92083-028	11	1									
92087-010	1	1									
92091-022	29	1									
92091-031	29	1									
92097-003	59	1									
92093-1024	38	2									
92097-003	59	1									
92102-008	12	1									
92102-010	32	4									
92104-002	61	1									
92106-1001	61	1									
92107-006	61	1									
92107-007	61	1									
92107-008	61	1									
92108-008	61	1									
92110-1014	61	1									
92110-1015	61	1									
92110-1024	61	1									
92110-1025	61	1									
92111-005	61	1									
92112-003	61	1									
92116-1001	31	2									