


A woman with dark curly hair, wearing a light-colored trench coat and black boots, stands on a small step in front of a blue door. She is looking down at a black bag she is holding. The door has a small window with a decorative frame. The background is a light-colored wall with some greenery and red flowers to the right.

The smart life at a happy and secure home

Product Catalogue 2021

Security products that make your life easier



Contents

- 05. Introduction
- 07. Linus® Smart Lock
- 25. Smart Cabinet Lock
- 29. YDM3109A Smart Lock
- 31. YDM4109A Smart Lock
- 33. Smart Safe
- 49. Sync Smart Home Alarm
- 53. IP Cameras
- 59. CCTV Cameras
- 71. Mechanical Products
- 90. Safes



The First Lock Brand of Turkey

Our innovations have protected their homes, families and belongings for over 180 years. We have expanded from being a leader in mechanical lock engineering to innovating connected smart locks and homes. Because we always make every effort to push the boundaries in a changing world.

We were there for your grandparents (and probably theirs) and we'll be there for your children.

Today, and every day to come.





Protection for the home, peace for the mind

For your home. For the things you love. For you.

Yale offers you trusted everyday convenience and security for your entire home, through smart security products and easy to use Yale Access app.

We're here to help you protect the things that matter most.



Linus[®] Smart Lock

Sleek design combined with state-of-the-art technology



reddot winner 2020



reddot winner 2020
smart product



nominated
2020





Make your door smarter with a keyless door lock designed to secure and simplify your life. Sleek design combined with state-of-the-art technology.

The Linus® Smart Lock is a secure door lock that allows you to lock and unlock your door – no matter where you are. Access keyless entry, see who's coming and when, grant guests virtual keys and check whether the door is open or closed. Enjoy peace of mind, protected by the latest Yale Smart Lock with 180 years of security expertise built in.





Full control from the palm of your hand

Turn your smartphone or Apple Watch into your key. The intuitive Yale Access app for your Android or iOS device lets you manage the access of your home remotely.* You can share access with the people you trust, view activity, and receive notifications..

* Yale Connect Wi-Fi Bridge is required for functionalities such as locking/unlocking your door remotely, instant alerts to your phone and for integrations like voice assistants.



Auto-lock and unlock as you come and go

For peace of mind, the auto-lock feature can automatically lock your door when you leave for the day, either immediately after closing or after a set amount of time via the Yale Access app. When you return home and walk up to your door, Auto-unlock will then unlock it again thanks to geo-fencing, so you don't need to fumble around with keys.

Installing is a breeze

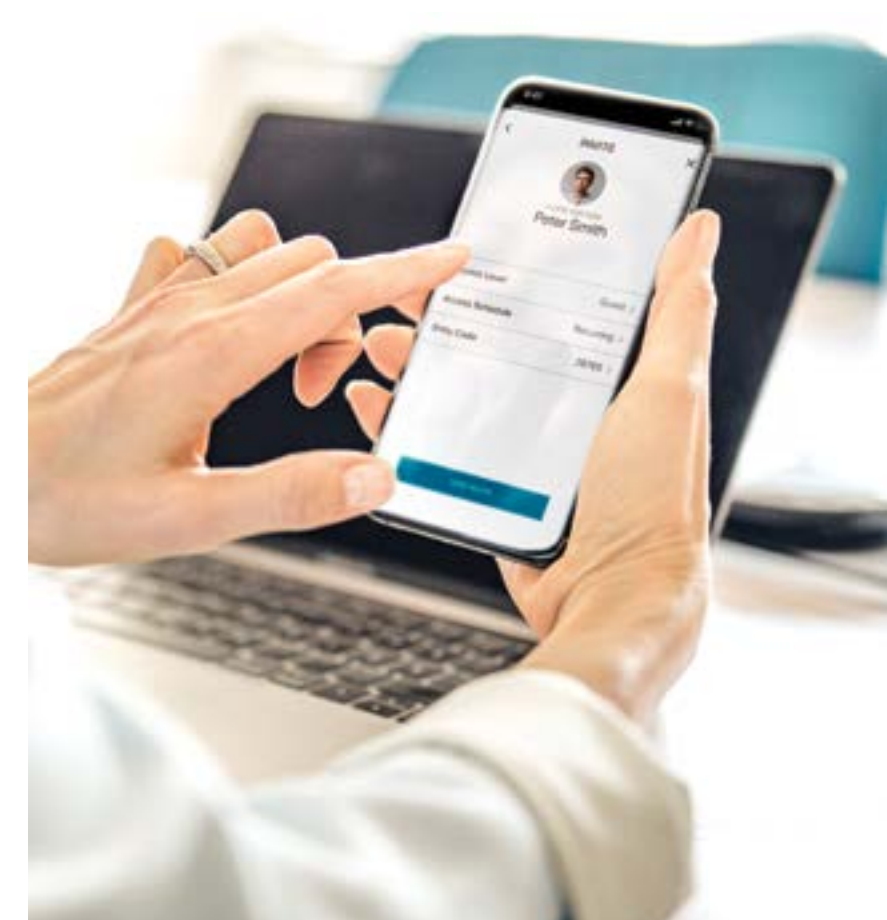
The Linus® Smart Lock is easy to install over the existing cylinder* on the inside of your front door, so you can keep and use your original keys. Your front door will look just the same as before from the outside – without revealing any smart features.

*Please see the compatibility checker that exists on our website.



Grant entry from wherever you are with the Yale Access app

Remote access means you can let in family, friends and trusted visitors like the cleaner or the delivery driver – from anywhere – when Linus® is paired with Yale Connect Wi-Fi Bridge. If someone forgets to lock when they leave, you can take care of it with the tap of a finger.



Safe and Secure

Your security is our business. Yale Access account is protected by 2-factor authentication meaning that on top of your password, you will be required to verify your identity with either an email or phone number.

Our Linus® Smart Lock uses Bluetooth Low Energy (BLE) technology encryption. On top of the security offered by Bluetooth, we use AES 128 and TLS encryption, commonly referred to as bank level security. If you lose your phone, you can disable your Yale Access app and all virtual keys at any time.



Linus® Smart Lock Specifications



App control

Manage access to your home from anywhere with the Yale Access app



Easy installation

Fits a wide range of doors



Auto-locking

Auto-lock and unlock when you're nearby

- Remote functionalities (Yale Connect Wi-Fi Bridge required)
- Guest management
- Activity monitoring & notifications
- DoorSense™ technology: know when your door is closed or left ajar
- Two colours to match your home: Silver and Black



Lock compatibility	Fits a wide range of doors - Is your lock compatible? Please visit the Compatibility Checker page on our website for recommendations on the cylinder options that are available.
Requirements	Free Yale Access app for iOS or Android smartphone.
Communication frequency between Linus® and accessories	Bluetooth version: 4.2 - 2.4GHz
Technology between the Linus® Lock and smartphone	Bluetooth directly or via Bluetooth and Wi-Fi if a Yale Connect Wi-Fi Bridge is paired.
Two-factor security	Your Yale Access account is protected with 2-factor authentication, which means that on top of your password, the system will check your identity based on either an email or phone number.
Encryption	The Linus® Smart Lock uses Bluetooth Low Energy (BLE) technology encryption, as well as AES 128 bit and TLS encryptions, commonly referred to as bank level security.
Product dimensions	58mm in width, 58mm in depth and 150mm in length.
Product weight	623g including batteries
Battery types	4xAA (Alkaline recommended) for the Smart Lock. Batteries included in the kit.

How it works:

Download our free Yale Access app on iOS and Android. Our Linus® Smart Lock works with our Yale Access range – check our website for more info.



No	Product Code	Product Description
001	05/101200/MB	Linus Smart Lock - Matt Black
002	05/101200/SI	Linus Smart Lock - Grey
003	05/301000/BL	Linus Smart Keypad
004	05/401C00/WH	Linus Connect Wi-Fi Bridge
005	05/501000/SN	Linus Adjustable Cylinder

Yale Connect Wi-Fi Bridge

For functionalities such as locking/unlocking your door remotely, instant alerts to your phone and for integrations like voice assistants.



Open the door when you're not home

From your smartphone, instantly unlock the door remotely for visitors and lock it behind them, no matter where you are.



Monitor access from anywhere

Always know who is coming and when, and if your door is locked or unlocked. Check your lock's status any time, from anywhere.



Enable integrations such as voice assistant

Use your Voice Assistant devices to unlock your door (using a PIN *), lock it securely and check the status of your Smart Lock at any time.



Yale Smart Keypad

Perfect for kids, guests, or your house cleaner to access your home without a traditional key or smartphone.



Easy to use for everyone

Perfect for guests, your dog walker, house cleaner, handyman, or tradesmen to access your home.



Know who comes and when

Keep track of who entered your home with unique entry codes for each guest.

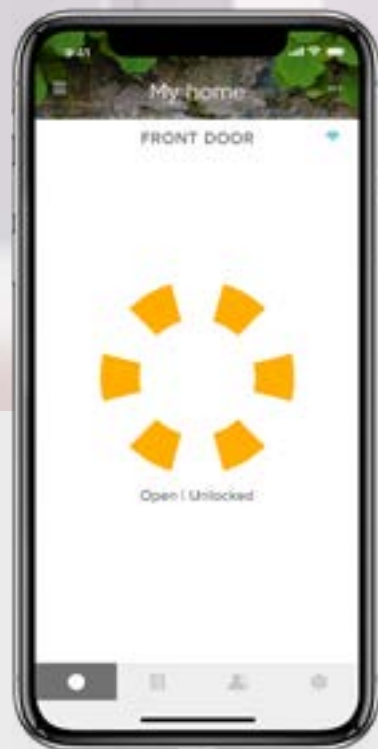


Enjoy peace of mind

Rest assured that you can still unlock your door, even if you run out of battery on your phone or if you lose your smartphone or keys.

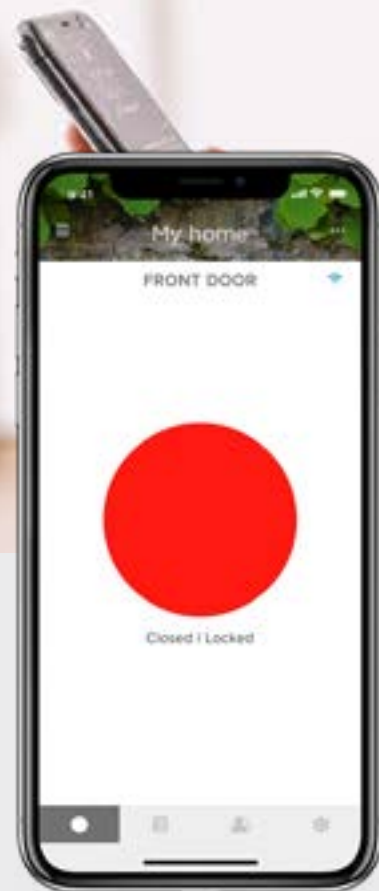


The Yale Access app functionalities



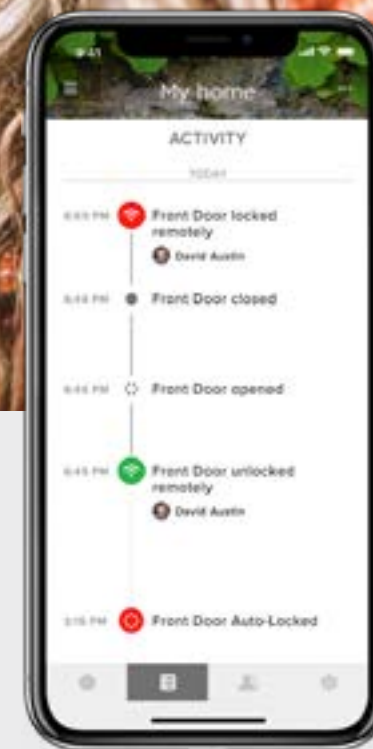
App control

Lock and unlock your door from your app, anywhere in the world.



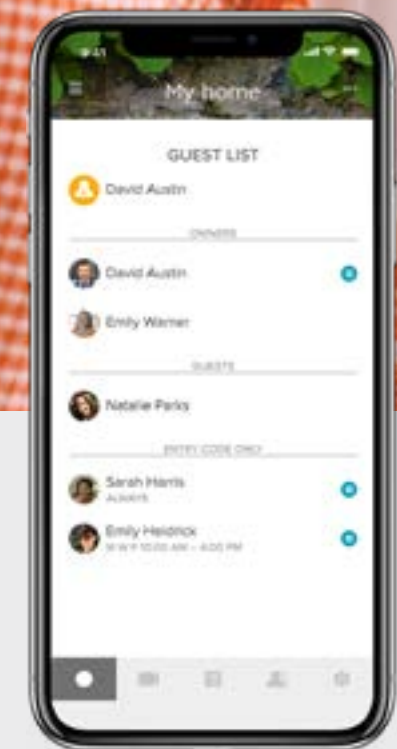
DoorSense™ technology

The lock will check the status of the door and tells you if your door is securely closed and locked.



Activity monitoring

See who comes and when with the Activity Feed. Check who unlocked the door and if or when it was actually opened. Set-up alerts to notify when specific people arrive home.



Guest access


Grant unlimited virtual keys valid for a few weeks, a few hours, or a few minutes. Never worry about lost or stolen keys again.






Smart together

Connect your Linus® Smart Lock with leading smart home systems, voice assistants and holiday rental platforms for effortless lock control and access management.



Everyday life made easier

Together with our trusted partners, Linus® have the potential to open up a range of unique possibilities including in-home delivery, short term rental, and services like cleaning or babysitting – all of which will simplify our already time pressured lives.



Secure cabinets or drawers with our Yale Smart Cabinet Lock



App Control
with remote access so you can lock and unlock from anywhere and check status of your drawer/cabinet



Emergency escape button
with LED



AUTO
Auto-lock
ensures that it's always secure

Yale Smart Cabinet Lock can be mounted on existing cabinet doors and drawers with single or double doors to secure valuable belongings, or items that should be kept out of reach from children.

With the Yale Access App, you can get notified whenever the cabinet or drawer opens, as well as see if the Smart Cabinet Lock has been locked or unlocked.



Additional Features:

- Ideal for childproofing to protect children from tools, cleaning products, liquor cabinets or medicine cabinets. You can also secure your home office, cabinets in shared living spaces or holiday homes.
- Simple to install and fits most cabinets and drawers
- Yale Connect Wi-Fi Bridge is required for functionalities such as locking/unlocking your cabinet remotely, instant alerts to your phone and for integrations like voice assistants (The Google Assistant & Alexa)
- Mounting hardware included - mount your lock easily in your cabinet or drawer with the included hardware and tape

Lock compatibility	Kitchen cabinets, bathroom cabinets, and desk drawers
Requirements	Free Yale Access App for iOS or Android smartphones.
Communication frequency between Smart Cabinet Lock and accessories	Bluetooth version – 2.4GHz
Technology between the Yale Access Module Lock and smartphone	Bluetooth directly or via Bluetooth and Wi-Fi if a Yale Connect Wi-Fi Bridge is paired.
Two-factor security	Your Yale Access account is protected with 2-factor authentication, which means that on top of your password, the system will check your identity based on either an email or phone number.
Encryption	The Smart Cabinet Lock uses Bluetooth Low Energy (BLE) technology encryption, as well as AES and TLS encryptions, commonly referred to as bank level security.
Product dimensions	Lock body: 47.6mm H x 40.6mm W x 51.5mm D Assembled: 50.8mm H x 40.6mm W x 58.4mm D
Product weight	76g
Battery types	Single 3V Lithium CR2

How it works:



Smart together:



No	Product Code	Product Description
006	05-SCL1-0-00-50-11	Smart Cabinet Lock*

*Connect W-Fi Bridge is required for remote access features and integration with voice assistants.

Yale Access Module



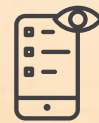
App control

Manage access to your home from anywhere with the Yale Access App



Remote access

Let visitors in when you are not home.



Activity monitoring

Always know who is coming and when.

The Yale Access Module will allow existing Yale Smart Lock owners (Digital YDM3168 Monoblok, YDM3109A and YDM4109A) increased functionalities.

The Yale Access Module enables you to use the Yale Access app to perform functionalities, from locking and unlocking the door, to checking the status of a door, and viewing exactly who is coming and when.

There are 2 models;:
 1. 05-000A-4-02-88-11 Yale Access Module for YDM3168
 2. 05-07H0-4-04-88-11 Yale Access Module for YDM3109A and YDM4109A



Additional Features:

- Remote functionalities (Yale Connect Wi-Fi Bridge required)
- Guest management
- Activity monitoring & notifications
- Send virtual keys to family, friends and visitors
- Integration with voice assistants such as Google Assistant and Alexa (Yale Connect Wi-Fi Bridge required)

Works with the following Yale Smart Locks:	05-000A-4-02-88-11 - suitable for YDM3168 Digital Monoblok 05-07H0-4-04-88-11 - suitable for YDM3109A and YDM4109A
Requirements	Free Yale Access App for iOS or Android smartphones.
Communication frequency between Yale Access Module and accessories	Bluetooth version: 4.2 - 2.4GHz
Technology between the Yale Access Module Lock and smartphone	Bluetooth directly or via Bluetooth and Wi-Fi if a Yale Connect Wi-Fi Bridge is paired.
Two-factor security	Your Yale Access account is protected with 2-factor authentication, which means that on top of your password, the system will check your identity based on either an email or phone number.
Encryption	The Yale Access Module uses Bluetooth Low Energy (BLE) technology encryption, as well as AES 128 bit and TLS encryptions, commonly referred to as bank level security.
Product dimensions	50 x 18 x 18 mm
Product weight	6 grams
Battery types	No additional Batteries required. The Yale Access Module is using the energy from the Yale Smart Lock

How it works:



Smart together:



No	Product Code	Product Description
007	05-000A-4-02-88-11	Yale Access Module for YDM3168 Digital Monoblock
008	05-07H0-4-04-88-11	Yale Access Module for YDM4109A & YDM3109A Smart Locks*

*Connect W-Fi Bridge is required for remote access features and integration with voice assistants.

YDM3109A Smart Lock



Access in a way that suits you

Unlock your door with the Yale Access App, a PIN code, or RFID card/tag



Auto locking

Automatically locks your door when you leave your home



App control

Lock and unlock your door, send virtual keys to guests and receive notifications*



The Yale YDM3109A smart lock is a reliable choice for keyless home entry, making your busy modern life that bit easier.

The secure smart lock allows you to lock and unlock your door, send virtual keys to guests and receive notifications all via the Yale Access App*. You can gain access in a way that suits you, with the options to use a PIN code or RFID card/tag for simple and convenient access to your home.

* Requires Yale Access Module for App functionality & Yale Connect Wi-Fi Bridge for locking/unlocking remotely and voice assistants (sold separately)

Additional Features:

- Remote functionalities (Yale Connect Wi-Fi Bridge required)
- Guest management
- Activity monitoring & notifications
- DoorSense™ technology – know when your door is closed or left ajar
- Tamper alarm
- Low battery warning
- Use your Mechanical key override for emergency access
- Emergency power supply using standard 9V battery

How it works:



Smart together:



No	Product Code	Product Description
009	05-3109-4-04-60-11	YDM3109A Smart Lock - for wooden doors (works with Yale Access App)

YDM4109A Smart Lock



Access in a way that suits you

Unlock your door with the Yale Access App, a PIN code, or your fingerprint



Auto locking

Automatically locks your door when you leave your home



App control

Lock and unlock your door, send virtual keys to guests and receive notifications*



The Yale YDM4109A smart lock is a reliable choice for keyless home entry, making your busy modern life that bit easier.

The secure smart lock allows you to lock and unlock your door, send virtual keys to guests and receive notifications all via the Yale Access App*. You can gain access in a way that suits you, with the options to use your fingerprint or a PIN code for simple and convenient access to your home.

* Requires Yale Access Module for App functionality & Yale Connect Wi-Fi Bridge for locking/unlocking remotely and voice assistants (sold separately)

Additional Features:

- Remote functionalities (Yale Connect Wi-Fi Bridge required)
- Guest management
- Activity monitoring & notifications
- DoorSense™ technology – know when your door is closed or left ajar
- Tamper alarm
- Low battery warning
- Use your Mechanical key override for emergency access
- Emergency power supply using standard 9V battery

How it works:



Smart together:



No	Product Code	Product Description
010	05-4109-4-04-55-11	YDM4109A Smart Lock (works with Yale Access App & Fingerprint)

Smart Safe



App control

Manage access to your safe from anywhere with the Yale Access App



Remote access

Let friends reach to your safe when you are not home.



Activity monitoring

Always know who is opening and when.

Keep your valuables safe with the Yale Smart Safe.

You can set up, configure, and control your safe using the Yale Access App. From anywhere, you can send access codes to your family or friend and revoke access back. Whenever you want, you can get a report on who is opening the safe and when.



Additional Features:

- Laser cut door for protection against attacks
- Locking mechanism with two anti-saw locking bolts (22mm)
- Insert a 9v battery (not included) for emergency power to allow quick access
- Lock down for one minute after three incorrect attempts
- Internal light for contents to be easily seen
- Low battery notifications
- Includes removable shelf
- 4-8 digits pin code
- Key access
- Screw set for mounting is included
- For remote access, Yale Connect WiFi Bridge is required (sold separately)

Requirements	Free Yale Access App for iOS or Android smartphone
Communication frequency between Smart Safe and accessories	Bluetooth – 2.4GHz
Technology between Smart Safe and Smartphone	Bluetooth directly or via Bluetooth and Wi-Fi if a Yale Connect Wi-Fi Bridge is paired
Two-factor security	Yale Access account is protected with 2-factor authentication, which means that on top of your password, the system will check your identity based on either an email or phone number
Two-layer encryption	The Smart Safe uses Bluetooth Low Energy (BLE) technology encryption, as well as AES 128 bit and TLS encryptions, commonly referred to as bank level security
Product dimensions	250 x 350 x 300mm (HxWxD)
Product weight (including batteries)	12.1kg

How it works:

Smart together



No	Product Code	Product Description
011	YSS/250/EB1	Smart Safe

Works with other products from Yale Access Range



Smart Locks
+ Yale Access Module*



Smart Safe



Smart Cabinet Lock



Sync & SR alarm**



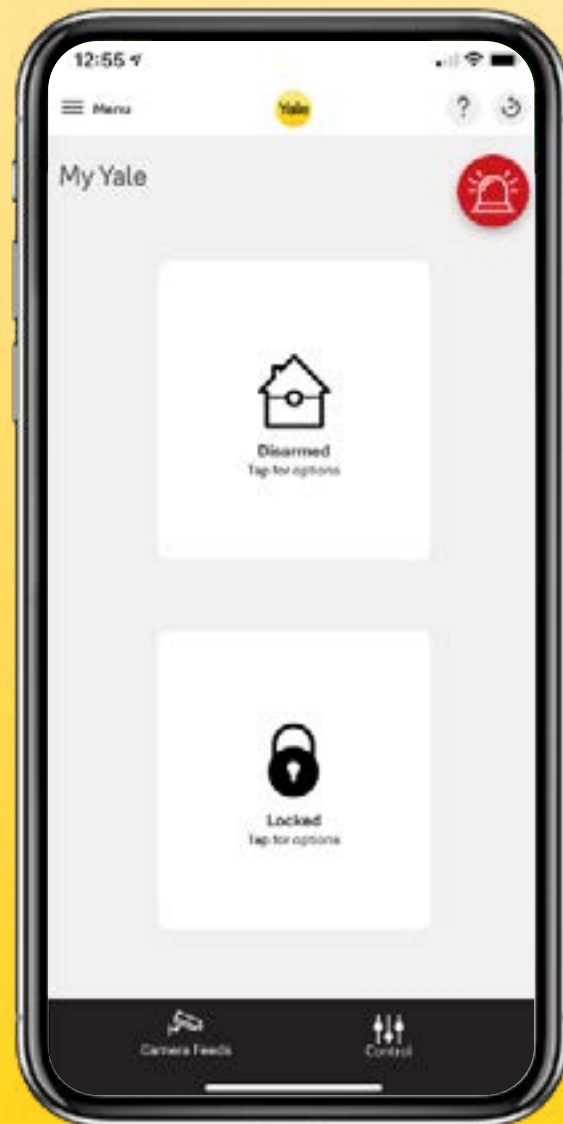
* You can check availability in our website.

** Cloud to cloud integration - Requires the Yale Connect Wi-Fi Bridge, and SR or Sync Alarm to either a Yale Smart Lock (and module) or the new Linus® Smart Lock.

App control

Yale has products that allow you to protect, monitor and control your home from your smartphone from anywhere.

With its range of products, Yale offers its users the most perfect solution for connected home security systems that are fully controlled by smartphones.



Smart together

To build an intelligent 'connected' home security system, Yale collaborates with trusted partners to enhance security features and provide a more positive user experience.



PHILIPS
hue
personal wireless lighting

WORKS WITH
alexa

works with
Hey Google

Have a smart system that makes your life easier



SR-Alarm Sets

Yale Smart Home Alarm Sets are a smart alarm system designed for your comfort. Thanks to this alarm, you can set up and turn off your system using your smartphone. SR alarm sets can connect to Yale security products such as CCTV, Indoor IP cameras and is compatible with Philips Hue. Control all your devices from on the Yale Home app.



How it works:



Smart together:



App-in control



Gerçek Zamanlı Bildirimler



Easy installation

Additional Features:


- Part-arming
- No monthly fee
- The rolling code will prevent replay attacks
- Maximum 40 accessories



	SR-2100i	SR-3200i	SR-3800i
Control via Smartphone	✓	✓	✓
868 MHz Wire Free Technology	✓	✓	✓
2.4 GHz Wire Free Technology		✓	✓
Secure Rolling Code Transmission	✓	✓	✓
Pre-Linked Accessories	✓	✓	✓
Part Arming	✓	✓	✓
Expandable up to 20 devices	✓		✓
Expandable up to 40 devices		✓	✓
View images of your home via Smartphone (PIR Sensor with camera needed)		✓	✓
Control Home appliances via Smartphone (Smart Plug needed)		✓	✓

No	Product Code	Product Description
012	60-2100-EU01-SR-5011	SR-2100i / Smart Home Alarm Seti
013	60-3200-EU01-SR-5011	SR-3200i / Smart Home Alarm Seti
014	60-3800-EU01-SR-5011	SR-3800i / Smart Home Alarm Seti

Protect your home with a system that can adapt easily



SR Alarm Accessories



SR Alarm Key Fob

Key Fob can be used to arm, turn off or trigger your alarm in an emergency.



SR Alarm Keypad

Keypad can be used to arm, turn off or trigger your alarm in an emergency.



SR Alarm Door/Window Contact

The alarm is activated because the contact and magnet are disconnected when the door or window is opened.



SR Alarm Pet Friendly Motion Detector

Activates the alarm when there is someone moving in the house. (PETPIR up to 27kg)



SR-Alarm External Motion Detector

It can be used outdoors and will trigger your sensor alarm when it detects motion.



SR Alarm Smoke Detector

When smoke is detected, the detector will trigger your alarm.



SR Alarm Panic Button

Instantly activates the alarm in an emergency.



SR Alarm External Siren

Battery operated outdoor siren with LED light and loud 104 db.



SR Alarm PIR Sensor with Camera

It activates the alarm and takes a photo when someone moves around the house. It can be viewed via smartphone.



SR Alarm Motion Detector with Video Camera

It takes a 10-second video when there is someone moving around the house. The video can be viewed via smartphone.



SR Alarm Room Sensor

It measures the temperature/humidity of the room and reports this information to the smartphone.



SR Alarm Smart Plug

It offers users the ability to remotely turn on and off electrical appliances using a compatible smartphone.



No	Product Code	Product Description
015	60-A100-00KF-SR-5011	SR Alarm Key Fob
016	60-A100-00KP-SR-5011	SR Alarm Keypad
017	60-A100-00DC-SR-5011	SR Alarm Door/Window Contact
018	60-A100-0PIR-SR-5011	SR Alarm PIR Motion Detector
019	60-A100-0EIR-SR-5011	SR-Alarm External Motion Detector
020	60-A100-00SD-SR-5011	SR Alarm Smoke Detector
021	60-A100-00PB-SR-5011	SR Alarm Panic Button
022	60-A100-0BXY-SR-5011	SR Alarm External Siren
023	60-A300-EUPS-SR-5011	SR Alarm Smart Plug
024	60-A300-00RS-SR-5011	SR Alarm Room Sensor
025	60-A300-0PVC-SR-5011	SR Alarm Motion Detector with Video Camera
026	60-A300-00PC-SR-5011	SR Alarm PIR Sensor with Camera
027	60-A100-PPIR-SR-5011	SR Alarm Pet Friendly Motion Detector

Home alarms
are smarter
now!



Sync Alarm

The Yale Sync Smart Home Alarm gives you peace of mind. You can control your alarm from anywhere in the world and receive alerts and real-time notifications when your alarm is triggered. The geolocation feature reminds you to set the alarm when you leave the house, so you have nothing to worry about. Sync alarm works with Philips Hue and Amazon Alexa to create the best security system by combining lights, sound and voice assistants. You can control your Sync Smart Home Alarm from your smartphone, tablet and Apple Watch.



IA-320: Sync Smart Home Alarm Set

How it works:



Smarter together:



App-in Control



Real Time Notifications



Easy Installation

Additional Features:

- Remote arming and disarm
- Geo-location
- Extended 200m range
- Customization with up to 40 accessories
- Easy connectivity to the Yale Smart Home ecosystem
- No monthly subscription fees
- Compatible with smart watch
- Secure encryption



	SR Alarm Series	Sync Alarm Series
App-in Control	Yale Home App	Yale Home App
Push Notifications	✓	✓
SMS and E-mail Notifications	✓	✓
Connectivity	868Mhz or ZigBee 2.4GHz	2-way RF on 868Mhz
Detection Range	30m	200m
Expandable	20 or 40 depend on the set	40
Hub Siren Volume	94db	100db
Geo-location	✓	✓
Smart Plug	Sadece ZigBee 2.4GHz bağlantılı setler	✓
Entegration with Amazon Alexa*	✓	✓
Entegration with Philips Hue	✓	✓
Entegration with Apple Watch	✓	✓

No	Product Code	Product Description
028	IA-320	Sync Smart Home Alarm Set

Sync Alarm Accessories



Sync Alarm PIR Motion Detector

When motion is detected, the sensor activates the alarm and can operate up to 200m from the Hub.



Sync Alarm Pet Friendly PIR Motion Detector

When motion of an object weighing more than 25 kg is detected, the sensor activates the alarm and can operate up to 200m from the Hub.



Sync Alarm Door/Window Contact

The alarm is activated because the contact and magnet are disconnected when the door or window is opened.



Sync Alarm Keypad

The remote can be used to arm, disarm or trigger your alarm system in an emergency. The alarm off function is protected by the user's PIN.



Sync Smoke Detector

The detector activates the alarm system and the built-in siren when smoke, motion or temperature change is detected.



Sync External Siren

Additional outdoor siren for the Yale Sync Smart Home Alarm System.



Sync Key Fob

The key fob type remote control can be used to arm, disarm, or activate your alarm system in an emergency when you are within a maximum distance of 200m from the Hub.



Sync Smart Plug

The Smart Plug allows you to remotely turn your home appliances on or off (e.g. lamp or radio) via the Yale Home app.



Sync Lock Module

Connects your Yale Smart Lock* to the Yale Sync Alarm.



Sync Panic Button

In an emergency, you can activate the alarm instantly by pressing the red button.

*Only suitable for YDM3168 Digital Monoblock, Conexis L1, Doorman V2 and V2N, Keyless Connected.



No	Product Code	Product Description
029	AC-PIR	Sync Alarm PIR Motion Detector
030	AC-PETPIR	Sync Alarm Pet Friendly PIR Motion Detector
031	AC-DC	Sync Alarm Door/Window Contact
032	AC-KP	Sync Alarm Keypad
033	AC-PSD	Sync Smoke Detector
034	AC-KF	Sync Key Fob
035	AC-BX	Sync External Siren
036	AC-PS-EU	Sync Smart Plug
037	AC-LM	Sync Lock Module
038	AC-PB	Sync Panic Button

Make sure your home is safe, wherever you are.



Indoor Wi-Fi Camera

Stay connected to what's happening at home, even whilst you're away. With our Indoor Wi-Fi Camera - Full HD, you will never miss a moment. You can have real-time conversations with your loved one's from anywhere and get motion notifications to let you know they have arrived home safely, all through our Yale View App.




	Indoor Wi-Fi Camera	All-in-One Wi-Fi Camera
Video quality	Full HD 1080p	Full HD 1080p
Indoor usage	Yes	Yes
Outdoor usage	No	Yes
Live viewing	Yes	Yes
Pan & Tilt	No	No
Smart tracking (detects moving objects)	No	No
Lens privacy mode (Triggered via the App)	No	No
Sound detection alerts	Yes	No
Night vision	8m	10m
In-app playback	Yes	Yes
Motion detection	Yes	Yes
LED Light	No	Yes
Siren alarm	Yes	Yes (Manual trigger via the App)
Real-time conversation	Yes	Yes
Weatherproof	No	Yes

How it works: Smart together:



Yale View



Live viewing
See what's going on in real-time



Real time conversation
Talk to those at home while you're away



Motion detection
Instant motion alerts to your phone

Additional Features:

- Customisable detection
- 8m night vision
- Siren alarm
- In app playback

Front Door Wi-Fi Camera - Light & Siren

With our Front Door Wi-Fi Camera you can keep track of anyone coming and going throughout the day. With motion detection and real-time conversation you can chat to callers, tell the postman to leave your package with a neighbour, or let friends know to 'come round the back' when you are in the garden. In addition, the built-in light and siren creates an active deterrent for unwanted visitors at your doorstep. Making busy modern life that bit easier.



How it works: Smart together:



Yale View



Live viewing
See what's going on in real-time



Built-in light
Adjustable security light



Motion detection
Instant motion alerts to your phone

No	Product Code	Product Description
039	SV-DAFX-W_EU	Front Door Camera - Light & Siren - White
040	SV-DAFX-B_EU	Front Door Camera - Light & Siren - Black
041	SV-DFFX-B_EU	Indoor Wi-Fi Camera

Additional Features:

- Siren
- Real-time conversation
- Customisable detection
- 10m night vision
- In-app playback
- Weatherproof

Indoor WiFi Camera - Pan & Tilt



Pan & tilt

Control the position of the lens



Motion detect

Instant motion alerts to your phone



Privacy mode

Hide the lens to protect your personal privacy

- Live streaming from anywhere
- Real-time conversation
- Sound detection alerts
- 10m night vision
- Smart tracking
- Siren alarm
- In-app playback



Know what's happening at home, even whilst you're away. With our Indoor Wi-Fi Camera – Pan & Tilt, you can receive motion detection alerts, move the camera up and down, left and right to cover every corner of your home.

Have a real-time conversation with people in front of the camera via the Yale View App and hide your lens with privacy mode to protect your personal privacy whilst at home.

Resolution	Full HD 1080p	Power source	Mains power adapter
Night vision	10m	Microphone & speaker	Built in
Connection	Wi-Fi	Micro SD card slot	Up to 256GB (not included)
Siren	80dB	Reset button	Yes
Privacy mode	Yes	Digital zoom	x16
Pan	0-355°	Tilt	-5° – 80°

How it works:



Yale View

Smart together:



No	Product Code	Product Description
042	SV-DPFX-B_EU	Indoor WiFi Camera - Pan & Tilt

It ensures your safety day and night in all weather conditions.



Smart Home CCTV Series

Smart Home CCTV cameras allow you to control your home while you are out, making sure your home is securely protected.

You can protect your most valuable ones by accessing the full HD 1080 resolution live broadcast for detailed images, motion detection and enhanced night vision for clear images even in bad weather conditions from the Yale View app.



App-in control



Live viewing



Motion detection

How it works:



Yale View

Additional features:

- Full HD 1080 resolution
- 1TB or 2TB DVR
- 30 m Night Vision
- Customizable Scan Area (Image Masking)
- Intelligent Search and Detection
- Expand your system with 2 wifi cameras with 4 wires
- Easy setup
- Weatherproof (IP67)



	Smart Home CCTV Kit SV-4C-2ABFX	Smart Home CCTV XL Kit SV-8C-4ABFX	CCTV Pro Wi-Fi Camera - 4MP SV-DB4MX-B	Smart Home WiFi Camera CCTV Kit SV-4C-2DB4MX
Resolution	Full HD1080	Full HD1080	Full HD 1080P	Full HD 4MP
Smart Motion Detection	✓	✓	✓	✓
App-in Control	✓	✓	✓	✓
Number of Cameras	2	4	1	2
Total Capacity of Cameras	Maximum 4 wired + 2 WiFi Camera	Maximum 8 wired + 2 WiFi Camera	-	Maximum 4 + 2 WiFi Camera
Connectivity	Wired (BNC cable)	Wired (BNC cable)	WiFi	WiFi
DVR Hard Disk	1TB	2TB	256 GB SD Card (not included)	1TB
Weather Resistant	Yes (IP67)	Yes (IP67)	Yes (IP67)	Yes (IP67)
Night Vision	30m	30m	30m	30m
Live Viewing	✓	✓	✓	✓
Smart Search	✓	✓	✓	✓

No.	Product Code	Product Description
043	SV-4C-2ABFX	Smart Home CCTV Kit
044	SV-8C-4ABFX	Smart Home CCTV XL Kit
045	SV-4C-2DB4MX	Smart Home WiFi Camera CCTV Kit
046	SV-DB4MX-B	CCTV Pro Wi-Fi Kamera - 4MP
047	SV-ADFX-W	Smart Home CCTV Dome Camera
048	SV-ABFX-B	Smart Home CCTV Camera
049	SV-BNC18	Smart Home CCTV Cable - 18 meter
050	SV-BNC30	Smart Home CCTV Cable - 30 meter

Smart Home CCTV Eco Series



App-in Control



Live Viewing



Motion Detection

How it works:



Yale View

Additional Features:

- Full HD 1080 resolution
- 1 TB Storage
- 20m night vision
- Customizable scan area (Image Masking)
- Intelligent search and detection
- Expand your system with up to 4 wired and 2 WiFi cameras
- Easy setup
- Weatherproof (IP67)



	Smart Home CCTV Set SV-4C-2ABFX-2	Smart Home CCTV XL Set SV-4C-4ABFX-2	Smart Home CCTV Kamera SV-ABFX-W-2
Resolution	Full HD1080	Full HD1080	Full HD1080
Smart Motion Detection	✓	✓	✓
App-in Control	✓	✓	✓
Number of Cameras	2	4	1
Total Capacity of Cameras	Maximum 4 wired + 2 WiFi cameras	Maximum 4 wired + 2 WiFi cameras	-
Connectivity	Wired (BNC cable)	Wired (BNC cable)	Wired (BNC cable)
DVR Hard Disk	1TB	1TB	-
Weather Resistant	Yes (IP67)	Yes (IP67)	Yes (IP67)
Night Vision	20m	20m	20m
Live Viewing	✓	✓	✓
Smart Search	✓	✓	✓

No	Product Code	Product Description
051	SV-4C-2ABFX-2	Smart Home CCTV Eco Set - 2 Cameras - White
052	SV-4C-4ABFX-2	Smart Home CCTV Eco XL Set - 4 Cameras - White
053	SV-ABFX-W-2	Smart Home CCTV Kamera - White

YDM3168 Digital Door Lock

Feature:

- Monoblock steel door lock dimensions
- Also suitable for wooden doors
- Access with card or pin
- Silver color panel
- 4 RFID cards (Provides a maximum of 40 identification opportunities)
- 4-12 digit password can be defined
- Backset: 60 mm,
- 30 user passwords
- 1 visitor password
- 1 one-time password
- Handle Axis Distance: 85 mm
- Door thickness: 40-105 mm
- External panel dimensions H: 311.7 W:64.0 D:26 mm
- Inner panel dimensions H: 311.7 W:72.0 D:31 mm
- Operation between -15°C and 55°C
- Smart touch screen
- Voice guide feature (Turkish, English, Russian)
- Process status notification
- Lost card cancellation
- Possibility of deceptive passwords
- Emergency escape sleeve
- Automatic locking
- Possibility to enter with a mechanical key (2 pcs.)
- Low battery signal
- Emergency external battery supply
- Remote control (Optional)
- Zigbee and Zwave module compatible (Optional)



No.	Product Code	Product Description	Package	Qty in Box
058	05-3168-0-00-22-11	YDM3168 Digital Door Lock	Boxed	5



YDG313 Digital Door Lock (for glass door)

Features:

- Pin code: 4-12 digits
- Proximity cards: up to 20 users
- Elegant mirror style touch pad
- Clip type bracket - no drilling required
- Easy installation
- Available in silver finish
- Low battery alarm & emergency power with 9v battery
- Automatic locking
- Type: rim lock
- Door thickness: 10 to 12mm
- Door Gap: 2.5 to 5mm
- 4x AA batteries
- Automatic lock mode
- Suitable for left or right opening



No	Product Code	Product Description	Package	Qty in Box
059	05-0313-0-00-60-11	YDG313 Digital Door Locks (for glass door)	Boxed	10
060	05-0313-2-00-60-11	YDG313 Digital Door Locks Strikes - YDG313-STRK	Boxed	10



YDR323 Digital Door Lock (for wooden & metal doors)

Features:

- PIN code: 4 - 12 digits
- Proximity cards: up to 20 users
- Elegant mirror style touch pad
- Easy installation
- Available in silver finish
- Motorized rim lock
- Backset 70mm to 90mm
- Door thickness: 35 to 45mm
- 4 x AA batteries
- Operation temperature: -15 to +55C



No	Product Code	Product Description	Package	Qty in Box
061	05-0323-0-00-60-11	YDR323 Digital Door Lock (for wooden & metal doors)	Boxed	10



YDR3110 Digital Door Lock

Features:

- For Metal and Wooden Doors
- Card and password login option
- Black color panel
- 4 RFID cards (Provides the opportunity to introduce a maximum of 20 cards)
- 4-12 digit password can be defined, 1 piece
- Backset: 70-120 mm,
- Door thickness: 35-45 mm
- External panel dimensions H: 160 W:65 D:19 mm
- Inner panel dimensions H: 85 W: 158 D: 36 mm
- Smart touch screen
- Process status notification
- Possibility of deceptive passwords
- Automatic locking
- Alarm activates in case of stress and high temperature
- Low battery signal
- Emergency external battery supply
- Remote control (Optional)



No.	Product Code	Product Description	Package	Qty in Box
062	05-3110-0-00-60-11	Digital Door Lock (for wooden & metal doors)	Boxed	10



Digital Lock Accessories



P-KF-REM-CON



RFHX-YC100-02



P-YD-01-CON-FOB-KIT

No	Product Code	Description	Package	Qty in Box
063	P-KF-REM-CON	Remote Control for Digital Locks	Boxed	1
064	RFHX-YC100-02	Remote Control Module (except for YDM3168)	Boxed	1
065	P-YD-01-CON-FOB-KIT	Remote Control & Module Set for YDM3168	Boxed	1



500 Series
3,2 inch Screen



5000 Series
3,5 inch Screen
Premium




5800 Series
4,3 inch Screen
Motion Detector

No	Product Code	Product Description	Package	Qty in Box
066	45-0500-1432-00-6001	Digital Door Viewer - 500 Series - Standard	Blister	30
067	45-5000-1435-00-6001	Digital Door Viewer - 5000 Series - Premium	Blister	20
068	45-5800-1443-00-6001	Digital Door Viewer - 5800 Series - Motion Detector	Blister	30



The first lock brand of Turkey



100 Series Fixed Power Door Closer

Features:

- Aluminum casting body
- Numbers 3,4 and 5 with UL Certificate and constant power regulation
- Adjustable closing and braking speed



No	Product Code	Product Description	Weight	Package	Qty in Box
069	30-0103-0001-00-6011	103 Fixed Power Door Closer (No.3) - Grey	60 kg	Boxed	10
070	30-0104-0001-00-6011	104 Fixed Power Door Closer (No.4) - Grey	80 kg	Boxed	10
071	30-0105-0001-00-6011	105 Fixed Power Door Closer (No.5) - Grey	100 kg	Boxed	10



1380 Door Closer Flush Mount Stop Handle

Features:

- Aluminum casting body
- Concealed series thin & pull handles
- Sliding pull handle with hold-open feature (stop handle)
- Fixed power number 3
- Adjustable closing



No.	Product Code	Product Description	Weight	Package	Qty in Box
075	30-1380-0001-00-6011	1380 Door Closer Flush Mount Stop Handle (No.3) - Grey	60 kg	Boxed	10



300 Series Door Closers with Installation

Features:

- Aluminum die-cast body
- The closing force is adjusted by changing the position of the door hydraulics on the door.
- UL Certified, mounting adjustable constant power option 2, 3 and 4



No	Product Code	Product Description	Weight	Package	Qty in Box
072	30-0300-0001-00-6011	300 Series Door Closers with Installation (No. 2-4) - Grey	40-80kg	Boxed	10
073	30-0300-0001-00-5011	300 Series Door Closers with Installation (No. 2-4) - White	40-80kg	Boxed	10
074	30-0300-0001-00-5511	300 Series Door Closers with Installation (No. 2-4) - Black	40-80kg	Boxed	10



3700 Guide Rail Door Closer

Özellikler:

- Tested up to 500,000 cycles for closing and opening of the door closer for extreme durability
- Suitable for left or right handed doors
- Mounts on doors that are max door width 950mm and weight 60kg
- Fire resistant
- CE Marked and UL listed
- Casted aluminium body
- Closing, latch speed and back check adjustable by regulating valves
- Adjustable back check valve (optional)
- Dimension: 40x55x202mm (HxDxL); Weight: 2.5kg



No	Product Code	Product Description	Weight	Package	Qty in Box
076	30-3700-0010-60-11	3700 Guide Rail Door Closer - Adjustable Backcheck - Grey	60	Boxed	8



Electric Strikes (Push-Open)

Features:

- Stainless steel faceplate
- Latch adjustable
- Reversible right/left use
- Fail secure
- 8-16 V AC/DC operating voltage
- 350kg holding force



No	Product Code	Product Description	Package	Qty in Box
077	45-E9LX-0816-HM-3111	Electric Strikes (Push-Open) - Standard - Stainless	Boxed	1
078	45-E9NX-0816-HM-3111	Electric Strikes (Push-Open) - Mono - Stainless	Boxed	1
079	45-E9TX-0816-HM-3111	Electric Strikes (Push-Open) - Multi - Stainless	Boxed	1



Elektromagnetische Locks

45-270M-0600-LBS-3111

Features

- Fail-safe
- 270 kg holding power
- Selectable dual voltage; 12V or 24V DC
- Monitoring contact
- Low energy consumption
- CE and RoHS compliant
- Current Drawn: 480 mA @ 12 VDC ; 240 mA @ 24 VDC
- Armatur size: 80x38x11mm
- Magnet size: 250x42x26mm
- Satin Aluminium body



45-540M-1200-LBS-3111

Features

- Fail-safe
- 270 kg holding power
- Selectable dual voltage; 12V or 24V DC
- Monitoring contact
- Low energy consumption
- CE and RoHS compliant
- Current Drawn: 420 mA @ 12 VDC ; 210 mA @ 24 VDC
- Armatur size: 185x61x16.5mm
- Magnet size: 266x67x40mm
- Satin Aluminium body



45-271B-0600-LBS-3111

Features:

- Suitable with YU250M bracket
- Dimension: 25 x 4,6cm (U x G)
- Material: Aluminium
- Finish: Eloxal



45-541B-1200-LBS-3111

Features

- Suitable with YU500M bracket
- Dimension: 26,5 x 4,5 x 7,5 cm (U x G x Y)
- Material: Aluminium
- Finish : Eloxal



No	Product Code	Product Description	Package	Qty in Box
080	45-270M-0600-LBS-3111	270kg Electromagnetic Lock	Boxed	1
081	45-540M-1200-LBS-3111	540kg Electromagnetic Lock	Boxed	1
082	45-271B-0600-LBS-3111	270kg LZ Bracket for Electromagnetic Lock	Boxed	1
083	45-541B-1200-LBS-3111	540kg LZ Bracket for Electromagnetic Lock	Boxed	1



Panic Bar

Panic Bar Double Leaf - Fire Certificated

- Provides security outside with ease of escape from inside in panic situations.
- Suitable for single doors up to 1220mm wide
- Compliant with EN 1225:2008 and CE certificated
- Non-handed
- Fire rated for use on timber and steel doors
- Surface mounted
- Closed arm design



Panic Bar Double Leaf - Fire Certificated

- Provides security outside with ease of escape from inside in panic situations.
- Suitable for single doors up to 1220mm wide and 2440mm high
- Compliant with EN 1225:2008 and CE certificated
- Non-handed
- Fire rated for use on timber and steel doors
- Surface mounted
- Closed arm design



Panic Bar Exit Door Handle - Fire Certificated

- It is suitable for use with double and single leaf panic bars, provides access from outside.
- When locked, the lever is fixed in the horizontal position and the shear screw is designed to break under excessive force to prevent unauthorised entry.
- Compliant with EN 1225:2008 and CE certificated
- Suitable as standard for doors up to 55mm thick
- Longer spindles available on request for door thicknesses over 55mm
- Fire rated



No	Product Code	Product Description	Package	Qty in Box
084	Y296SD	Panic Bar Single Leaf - Fire Certificated	Boxed	1
085	Y285SD	Panic Bar Double Leaf - Fire Certificated	Boxed	1
086	Y325EA	Panic Bar Exit Door Handle - Fire Certificated	Boxed	1



Black Door Handle

Features:

- There are 3 different types as Bologna series, Siena series and Verona series.
- Escutcheons options; euro profile, oval profile, bathroom profile
- Aluminium lever with spring mechanism
- Suitable for locks with 8mm square hub
- Suitable with doors 35-50 mm width
- The handle size is 127mm x 12mm x 45mm
- Square zinc alloy rose: 53.5 x 53.5mm
- They are tested to 100,000 cycles to ensure optimum performance of the opening and closing of the handle and tested to 96 hours for corrosion resistance.
- 8mm spindle with secure grub screw fixing
- Screws and 2 escutcheons are included in box.



Bologna Series



Siena Series



Verona Series



Euro profile



Bathroom profile



Oval profile

No	Product Code	Product Description	Package	Qty in Box
087	35-ZR-8x8-A001-CE-56-11	Verona Black Door Handle - Euro Profile with Escutcheon	Boxed	6
088	35-ZR-8x8-A001-WC-56-11	Verona Black Door Handle - Bathroom with Escutcheon	Boxed	6
089	35-ZR-8x8-A001-KT-56-11	Verona Black Door Handle - Oval Profile with Escutcheon	Boxed	6
090	35-ZR-8x8-A002-CE-56-11	Siena Black Door Handle - Euro Profile with Escutcheon	Boxed	6
091	35-ZR-8x8-A002-WC-56-11	Siena Black Door Handle - Bathroom with Escutcheon	Boxed	6
092	35-ZR-8x8-A002-KT-56-11	Siena Black Door Handle - Oval Profile with Escutcheon	Boxed	6
093	35-ZR-8x8-A003-CE-56-11	Bologna Black Door Handle - Euro Profile with Escutcheon	Boxed	6
094	35-ZR-8x8-A003-WC-56-11	Bologna Black Door Handle - Bathroom with Escutcheon	Boxed	6
095	35-ZR-8x8-A003-KT-56-11	Bologna Black Door Handle - Oval Profile with Escutcheon	Boxed	6



Monoblok Lockcase

Features:

- Patented, 6 Pin cylinder
- Steel, galvanized body
- Steel, 3 spindle, 3-turn lock
- Chrome plated bolt
- Steel, chrome plated latch
- EN 12209 compliant
- 60mm backset
- Main lock: 110mm x 210mm
- Main lock faceplate: Steel, Chrome plated, 300mm x 28mm
- Safety lockcase: 110mm x 140mm
- Safety lockcase faceplate: Steel, Chrome plated, 220mm x 28mm
- 5 years warranty



No	Product Code	Product Description	Dimension	Package	Qty in Box
096	20-354M-0750-60-3111	Monoblok Lockcase Set (System Cylinder 68mm - 3 Key)	60mm	Unboxed	5
097	20-353P-T650-60-3111	Monoblok Safety Lockcase Set (Standard Cylinder 68mm - 3 Thumbturn Key)	60mm	Unboxed	5
098	20-354M-0750-60-3101	Monoblok Lockcase Set (System Cylinder 68mm - 3 Key)	60mm	Boxed	10
099	20-353P-T650-60-3101	Monoblok Safety Lockcase Set (Standard Cylinder 68mm - 3 Thumbturn Key)	60mm	Boxed	10



Semi-Central Monoblok Lockcase

Features:

- Aluminium die-cast body
- System cylinder
- With 3 or 6 keys made of nickel-plated brass
- Boxed or unboxed packaging
- EN12209:2016 certificated
- Consists of one lower and one upper lock, movement transmitting rod and connection equipment.
- 60mm backset
- 3-turn & 6 point locking



No	Product Code	Product Description	Dimension	Package	Qty in Box
100	YM354	Semi-central Monoblok Lockcase Set (System Cylinder 68mm)	60mm	Unboxing	5



Interior Door Lockcases

Lockcase with Cylinder

- Suitable for indoor usage
- Suitable to use with all Euro cylinders
- Lockcase dimension: 176 x 73,5 x 13 mm
- Faceplate type: Rectangular or Oval
- Faceplate dimension: 214 x 18 x 2,5 mm or 215 x 23 x 2,5 mm (depending on the lock type)
- Faceplate width: 18mm or 23mm (depending on the lock type)
- Backset options as 40mm and 45mm (depending on the lock type)
- Black or satin nickel finish
- Reversible latch
- TS EN 12209 compliant
- 5 years warranty

Indoor Lockcase

- Suitable for indoor usage
- Lockcase dimension: 176 x 73,5 x 13 mm
- Faceplate Type: Rectangular or Oval
- Faceplate dimension: 214 x 18 x 2,5 mm or 215 x 23 x 2,5 mm (depending on the lock type)
- Faceplate width: 18mm or 23mm (depending on the lock type)
- Backset options as 40mm and 45mm (depending on the lock type)
- Black or satin nickel finish
- Reversible latch
- TS EN 12209 compliant
- 5 years warranty

Bathroom Lockcase

- Suitable for indoor usage
- Lockcase dimension: 176 x 73,5 x 13 mm
- Faceplate Type: Rectangular or Oval
- Faceplate dimension: 214 x 18 x 2,5 mm or 215 x 23 x 2,5 mm (depending on the lock type)
- Backset options as 40mm and 45mm (depending on the lock type)
- Black or satin nickel finish
- Reversible latch
- TS EN 12209 compliant
- 5 years warranty



No	Product Code	Product Description	Package	Qty in Box
101	20-13-8540CY-2211	Lockcase with Cylinder – Oval – 23mm/40mm – Satin - Patented Standard Cylinder (26+10+32)	Boxed	30
102	20-13-8545CY-2211	Lockcase with Cylinder – Oval – 23mm/45mm – Satin - Patented Standard Cylinder (26+10+32)	Boxed	30
103	20-12-8545CY-2211	Lockcase with Cylinder – Oval – 18mm/45mm – Satin - Patented Standard Cylinder (26+10+32)	Boxed	30
104	20-13-8540CY-5611	Lockcase with Cylinder – Oval – 23mm/40mm – Black - Patented Standard Cylinder (26+10+32)	Boxed	30
105	20-11-8540CY-2211	Lockcase with Cylinder – Square – 23mm/40mm – Satin - Patented Standard Cylinder (26+10+32)	Boxed	30
106	20-11-9040KY-2211	Indoor Lockcase – Square – 23mm/40mm - Satin	Boxed	40
107	20-12-9045KY-2211	Indoor Lockcase – Oval – 18mm/45mm - Satin	Boxed	40
108	20-11-9040KY-5611	Indoor Lockcase – Square – 23mm/40mm - Black	Boxed	40
109	20-12-9045KY-5611	Indoor Lockcase – Oval – 18mm/45mm - Black	Boxed	40
110	20-13-9040KY-2211	Indoor Lockcase – Oval – 23mm/40mm - Satin	Boxed	40
111	20-13-9040KY-5611	Indoor Lockcase – Oval – 23mm/40mm - Black	Boxed	40
112	20-11-9040BT-2211	Bathroom Lockcase – Square - 23mm/40mm - Satin	Boxed	40
113	20-12-9045BT-2211	Bathroom Lockcase – Oval - 18mm/45mm - Satin	Boxed	40
114	20-11-9040BT-5611	Bathroom Lockcase – Square - 23mm/40mm - Black	Boxed	40
115	20-12-9045BT-5611	Bathroom Lockcase – Oval - 18mm/45mm - Black	Boxed	40
116	20-13-9040BT-2211	Bathroom Lockcase – Oval - 23mm/40mm - Satin	Boxed	40
117	20-13-9040BT-5611	Bathroom Lockcase – Oval - 23mm/40mm - Black	Boxed	40

650 Series Standart Cylinder - Patented

Features:

- Standart cylinder or thumbnail cylinder
- 68 mm (26+10+32 mm) dimension
- 6 pins on one side
- Blister package
- With 3 keys made of nickel-plated brass
- EN 1303:2005 certified
- Europrofil standard profile
- MS58 brass body, polished or satin coated



Sıra No.	Product Code	Product Description	Dimension (mm)	Package	Qty in Box
118	10-550D-3137-00-0201	650 Series Standard Cylinder 68mm - Satin	26+10+32	Blister	30
119	10-550T-3137-00-0201	650 Series Standard Thumbturn Cylinder 68mm - Satin	26+10+32	Blister	72



750 Series Break Secure Cylinder - Patented

Features:

- Break secure, thumbnail or double cylinder
- Blister package
- 68 mm (26+10+32 mm) dimension
- EN 1303:2005 certified
- Europrofil standard profile
- MS58 brass body, polished or satin coated
- 6 pins on one side
- With 3 keys made of nickel-plated brass



No	Product Code	Product Description	Dimension (mm)	Package	Qty in Box
122	10-158D-3137-00-0201	750 Series Break Secure System Cylinder - Satin	26+10+32	Blister	30
123	10-158T-3137-00-0201	750 Series Break Secure System Thumbturn Cylinder - Satin	26+10+32	Blister	30
124	10-158D-3137-00-0201 10-158T-3137-00-0201	750 Series Break Secure System Double Cylinder - Satin	26+10+32	Blister	30



750 Series System Cylinder - Patented

Features:

- Standart cylinder or thumbnail cylinder
- Blister packed
- 68 mm (26+10+32 mm) dimensions
- EN 1303:2005 certified
- Europrofil standard profile
- 6 pins on one side
- 3 pieces of nickel-plated brass material with horizontal switch
- MS58 brass body, polished or satin coated



No.	Product Code	Product Description	Dimension (mm)	Package	Qty in Box
120	10-188D-3137-00-0201	750 Series System Cylinder 68mm - Satin	26+10+32	Blister	30
121	10-188T-3137-00-0201	750 Series System Thumbturn Cylinder 68mm - Satin	26+10+32	Blister	30



Keys - Patented



No.	Product Code	Product Description	Package	Qty in Box
125	10-0650-0000-00-0045	650 Series Key for Standard Cylinder	Boxed	25
126	10-0750-0000-00-0045	750 Series Key for System & Break Secure System Cylinder	Boxed	25



Entrance Door Knob Locks

Features:

- With external key, internal button
- 60 – 70 mm adjustable backset
- 75 mm wide type rose
- Suitable for 35 – 50 mm width wooden door
- Compatible with right and left door
- 3 nickel plated brass keys
- Matt satin



No	Product Code	Product Description	Package	Qty in Box
127	40-CYBR-578A-ET-3111	Entrance Door Knob Locks - Matt Satin (60-70mm adjustable)	Boxed	24
128	40-CYBR-578A-ET-3101	Entrance Door Knob Locks - Matt Satin (60-70mm adjustable)	Blister	12



Window & Door Pushbolt Locks

Features:

- Compatible with sliding and winged aluminum, wood and plastic joinery
- Easy to use and install



No.	Product Code	Product Description	Package	Qty in Box
131	P124W	Multi Purpose Door Bolt - White	Blister	48
132	P124C	Multi Purpose Door Bolt - Chrome	Blister	48
133	P117-WE	Ventilation Window Lock - Single - White	Blister	72
134	P-2P1117-WE	Ventilation Window Lock - Double - White	Blister	54
135	V-8K103-WE	PVC Window Lock - White	Blister	48



Bathroom Door Knob Locks

Features:

- 60 mm fixed backset
- 75 mm wide type rose
- Suitable for 35 – 50 mm width wooden door
- Compatible to right and left door
- Matt satin



No	Product Code	Product Description	Package	Qty in Box
129	40-CYBR-5786-BK-3111	Bathroom Door Knob Locks - Matt Satin (60mm fixed)	Boxed	24
130	40-CYBR-5786-BK-3101	Bathroom Door Knob Locks - Matt Satin (60mm fixed)	Blister	12



Brass Padlocks

Features:

- Padlocks for general usage
- Solid brass body
- Chrome plated steel shackle
- Easy locking
- 30mm and higher ones complaint to EN 12320
- Key provided



No.	Product Code	Product Description	Package	Qty in Box
136	Y110B/20/111/1/B	20mm Brass Padlock	Boxed	360
137	Y110B/30/115/1/B	30mm Brass Padlock	Boxed	240
138	Y110B/40/122/1/B	40mm Brass Padlock	Boxed	120
139	Y110B/50/126/1/B	50mm Brass Padlock	Boxed	72
140	Y110B/60/132/1/B	60mm Brass Padlock	Boxed	36
141	Y110B/20/111/1	20mm Brass Padlock	Blister	180
142	Y110B/25/113/1	25mm Brass Padlock	Blister	180
143	Y110B/30/115/1	30mm Brass Padlock	Blister	180
144	Y110B/40/122/1	40mm Brass Padlock	Blister	36
145	Y110B/50/126/1	50mm Brass Padlock	Blister	36
146	Y110B/60/132/1	60mm Brass Padlock	Blister	36
147	Y110B/20/122/1	20mm Brass Padlock Long Shackle	Blister	180
148	Y110B/30/147/1	30mm Brass Padlock Long Shackle	Blister	36
149	Y110B/40/152/1	40mm Brass Padlock Long Shackle	Blister	36
150	Y110B/50/166/1	50mm Brass Padlock Long Shackle	Blister	36
151	Y110B/20/111/2	20mm Brass Padlock Double Set	Blister	180
152	Y110B/30/115/2	30mm Brass Padlock Double Set	Blister	120



110 Series Brass Padlocks

Brass Safety Padlock (Adjustable Shackle)

Features:

- 50mm solid brass body
- Reinforced steel adjustable shackle
- Double locking for extra security
- Closed shackle for extra protection against attacks
- Complaint EN 12320
- Chrome plated steel shackle



Brass Shutter Padlocks

Features:

- Brass body
- Reinforced steel shackle
- Large shackle for wide locking applications
- Conforms to EN 12320
- Chrome plated steel shackle



Brass Combination Padlock

Features:

- Reinforced steel shackle
- Chrome plated steel shackle
- Adjustable combination



No	Product Code	Product Description	Package	Qty in Box
153	Y110B/50/155/1	50 mm Brass Safety Padlock (Adjustable Shackle)	Blister	36
154	Y114B/60/114/1	60 mm Brass Shutter Padlocks	Blister	24
155	Y114B/70/113/1	70 mm Brass Shutter Padlocks	Blister	24
156	Y114B/80/118/1	80 mm Brass Shutter Padlocks	Blister	24
157	Y114B/90/127/1	90 mm Brass Shutter Padlocks	Blister	24
158	Y150B/22/120/2	22mm Brass Combination Padlock - Double	Blister	180
159	Y150B/22/120/1	22 mm Brass Combination Padlock	Blister	180
160	Y150B/30/125/1	30 mm Brass Combination Padlock	Blister	120
161	Y150B/40/130/1	40 mm Brass Combination Padlock	Blister	72



110 Series Brass Padlocks

Features:

- General purpose padlock
- Solid brass body
- Chrome plated steel ring
- Easy locking
- Key opening
- Single key opening in the series
- Tested to EN12320:2012 simulating forms of attack such as cutting, pulling and twisting



Long Shackle

Standard

No	Product Code	Product Description	Package	Qty in Box
162	15-0110-3016-31-0211	110 Series Brass Padlocks 30 mm Serie 1	Boxed	180
163	15-0110-3016-32-0211	110 Series Brass Padlocks 30 mm Serie 2	Boxed	180
164	15-0110-4022-43-0211	110 Series Brass Padlocks 40 mm Serie 3	Boxed	120
165	15-0110-4022-45-0211	110 Series Brass Padlocks 40 mm Serie 5	Boxed	120
166	15-0110-4022-47-0211	110 Series Brass Padlocks 40 mm Serie 7	Boxed	120
167	15-0110-4022-50-0211	110 Series Brass Padlocks 40 mm Serie 10	Boxed	120
168	15-0110-5026-51-0211	110 Series Brass Padlocks 50 mm Serie 1	Boxed	72
169	15-0110-5026-52-0211	110 Series Brass Padlocks 50 mm Serie 2	Boxed	72
170	15-0110-5026-53-0211	110 Series Brass Padlocks 50 mm Serie 3	Boxed	72
171	15-0110-5026-54-0211	110 Series Brass Padlocks 50 mm Serie 4	Boxed	72
172	15-0110-5026-55-0211	110 Series Brass Padlocks 50 mm Serie 5	Boxed	72
173	15-0110-5026-56-0211	110 Series Brass Padlocks 50 mm Serie 6	Boxed	72
174	15-0110-5026-57-0211	110 Series Brass Padlocks 50 mm Serie 7	Boxed	72
175	15-0110-5026-58-0211	110 Series Brass Padlocks 50 mm Serie 8	Boxed	72
176	15-0110-5026-59-0211	110 Series Brass Padlocks 50 mm Serie 9	Boxed	72
177	15-0110-5026-60-0211	110 Series Brass Padlocks 50 mm Serie 10	Boxed	72
178	15-0110-6032-61-0211	110 Series Brass Padlocks 60 mm Serie 1	Boxed	36
179	15-0110-6032-62-0211	110 Series Brass Padlocks 60 mm Serie 2	Boxed	36
180	15-0110-6032-63-0211	110 Series Brass Padlocks 60 mm Serie 3	Boxed	36
181	Y110B/30/147/1/B/301	110 Series Brass Padlocks 30 mm Serie 1 - Long Shackle	Boxed	180
182	Y110B/40/152/1/B/401	110 Series Brass Padlocks 40 mm Serie 1 - Long Shackle	Boxed	36
183	Y110B/50/166/1/BE501	110 Series Brass Padlocks 50 mm Serie 1 - Long Shackle	Boxed	72
184	Y110B/50/166/1/BE502	110 Series Brass Padlocks 50 mm Serie 2 - Long Shackle	Boxed	72



Brass Padlocks with Chrome Finish

Brass Padlock with Chrome Finish

Features:

- 5-pin cylinder padlock made of brass with boron shackle to prevent cutting and double locking for extra security.
- Tested to EN12320:2012 simulating forms of attack such as cutting, pulling and twisting
- Tested for corrosion resistance up to 240 hours to ensure protection against the elements, with a CEN rating of 2.



Brass Shutter Padlocks with Chrome Finish

Features:

- 5 pin cylinder
- Solid brass body with Satin Chrome finish
- Hardened steel boron shackle
- Closed shackle to extra protection for against attacks
- Tested to EN12320:2012 simulating forms of attack such as cutting, pulling and twisting



No	Product Code	Product Description	Package	Qty in Box
185	Y120B/40/125/1	40 mm Brass Padlock with Chrome Finish	Blister	72
186	Y120B/50/127/1	50 mm Brass Padlock with Chrome Finish	Blister	36
187	Y120B/60/135/1	60 mm Brass Padlock with Chrome Finish	Blister	24
188	Y120B/70/141/1	70 mm Brass Padlock with Chrome Finish	Blister	24
189	Y124B/60/110/1	60 mm Brass Shutter Padlocks with Chrome Finish	Blister	24
190	Y122B/50/123/1	50 mm Closed Arc Brass Chrome Finish	Blister	48



Weatherproof Padlocks

Features:

- 5 pin cylinder weatherproof padlock with hardened steel shackle to prevent cutting and double locking for added security.
- With protective cover on the body, shackle and key hole for additional weatherproof protection
- Tested to EN12320:2012 simulating forms of attack such as cutting, pulling and twisting



No	Product Code	Product Description	Package	Qty in Box
191	Y220B/51/118/1	51 mm Weatherproof Padlock	Blister	54
192	Y220B/61/123/1	61 mm Weatherproof Padlock	Blister	24
193	Y220B/71/130/1	71 mm Weatherproof Padlock	Blister	24



Protector Series Padlocks

Features:

- Laminated padlock body
- Zinc coated matte surface
- Double ball locking mechanism for higher security
- 5 pin cylinder
- Hardened steel boron shackle
- Conforms to EN 12320
- High resistance to cuts and pick-opening
- Keyhole protection mechanism
- Weather resistant padlock suitable for outdoor applications



Laminated



Weatherproof

No	Product Code	Product Description	Package	Qty in Box
194	Y127B/45/125/1	45 mm Protector Laminated Padlock	Semi Blister	72
195	Y127B/55/129/1	55 mm Protector Laminated Padlock	Semi Blister	36
196	Y227B/45/122/1	45 mm Protector Weatherproof Padlocks	Semi Blister	72
197	Y227B/55/126/1	55 mm Protector Weatherproof Padlocks	Semi Blister	36



Heavy Duty Padlock & Hasp

Features:

- Hardened steel body padlock suitable for outdoor environment
- Padlock that can be protected with a hasp
- Black painted with special chemical protection
- Chrome plated hardened steel shackle
- With fully removable ring for easy use
- 5 keys
- Compatible with Master or Pass system



Features:

- Hasp that can be used with Heavy Duty Padlocks
- Hardened steel body
- Black painted with special chemical protection
- Ideal for outdoor use with harsh conditions
- 3 different length options (63mm, 73mm, 92mm)

No	Product Code	Product Description	Package	Qty in Box
198	Y123/63/130/1	63 mm Heavy Duty Padlock - Black	Blister	24
199	Y123/73/137/1	73 mm Heavy Duty Padlock - Black	Blister	12
200	Y123/92/150/1	92 mm Heavy Duty Padlock - Black	Blister	12
201	Y345/80/BK	Heavy Duty Hasp - for 63 mm	Blister	12
202	Y345/90/BK	Heavy Duty Hasp - for 73 mm	Blister	12
203	Y345/110/BK	Heavy Duty Hasp - for 92 mm	Blister	12



Travel Series Padlocks



No	Product Code	Product Description	Package	Qty in Box
204	YTP2/26/216/1Y	TSA Clip on Combination Padlock - Yellow	Blister	108
205	YTP1/32/119/1	TSA Combination Padlock - Grey	Blister	108
206	YP1/28/121/1	Combination Padlock - Wide Type - Colourful	Blister	108
207	YP2/23/128/1	Combination Padlock - Narrow Type - Colourful	Blister	108
208	YTP3/32/350/1	TSA Soft Shackle Combination Padlock - Grey	Blister	72
209	YTP5/31/223/1	TSA Exec Padlock - Black	Blister	108
210	YP3/31/123/1B	Gem Lock - Burgundy	Blister	108
211	YP3/31/123/1K	Gem Lock - Black	Blister	108
212	YP4/41/350/1P	Groove Novelty Padlock - Purple	Blister	108
213	YP4/41/350/1G	Groove Novelty Padlock - Green	Blister	108
214	YTS1/150/40/1B	Travel Safe - Black	Boxed	32
215	YTS1/150/40/1W	Travel Safe - White	Boxed	32



Bike Locks

Features:

- Manufactured with Patented (US 7,665,333 B2) four-point locking for cutting, pulling and twisting resistance
- The key has a mechanism resistant to breaking, pulling and impact.
- Rollers covered with ultra hardened steel chain
- It has a vinyl coating to protect your bike or motor from scratches.
- Has lock gaskets to protect internal parts
- It has universal mounting brackets
- Rated by Sold Secure



No	Product Code	Product Description	External (HxWxD)mm	Cable (LxD)mm	Qty in Box
216	YUL3/14/230/1	Maximum Security U Lock	230x115x14	-	4
217	YUL3C/14/230/1	Maximum Security U Bike Lock with Cable	230x115x14	1200x10	2
218	YCL3/10/110/1	Chain Padlock Bike Lock - 1100mm	-	KU: 1100	2
219	YCL3/10/180/1	Chain Padlock Bike Lock - 1800mm	-	KU: 1800	2
220	YUL2/13/230/1	High Security U Lock	230x115x13	-	4
221	YUL2C/13/230/1	High Security Cable U Lock	230x115x13	1200x10	2
222	YCUL2/13/230/1	Standard Security Combination Bike Lock	230x115x13	-	4
223	YCC1/10/185/1	Standard Security Combination Cable Lock	-	1800x10	12
224	YC1/10/120/1	Bike Security Cable 1200mm	-	1200x10	6
225	YC1/10/220/1	Bike Security Cable 2200mm	-	2200x10	6



Value Safes

Features:

- There are 2 locking spindles with a diameter of 16 mm
- Door thickness: 4mm
- Wall thickness: 1.5mm
- Opening and closing with mechanical arm
- Easy-to-use keypad
- 3-8 character adjustable password
- 2 keys for emergencies
- Screw for mounting are included in the box.



No	Product Code	Product Description	External Dimension (HxWxD*) mm	Weight (kg)
226	YSV/170/DB1	Mini Safe - Black	170x230x170	3,6
227	YSV/170/DB1/W	Mini Safe - White	170x230x170	3,6
228	YSV/170/DB1/B	Mini Safe - Blue	170x230x170	3,6
229	YSV/170/DB1/P	Mini Safe - Pink	170x230x170	3,6
230	YSV/250/DB1	Value Home Safe - Black	250x350x250	8
231	YSV/390/DB1	Value Office Safe - Black	390x350x360	14
232	YSV/695/DB1	Value Extra Large Safe - Black	695x430x360	27
233	YLG/200/DB1	Value Laptop Safe - Black	200x430x350	10,4
234	YSF/250/DB1	Medium Fingerprint Safe - Black	250x350x300	9



* The outer depth dimension of the YSV/170 (together with the handles, keys, etc.) is increased by 22mm. In YSV/250, this increase is 12mm.

Alarmed Value Safes

Features:

- 130dB integrated alarm will activate if the safe is tampered with or after 3 wrong password attempts
- There are 2 locking spindles with a diameter of 16 mm
- Door thickness: 4mm; wall thickness: 1.5mm
- Opening and closing with mechanical arm
- Easy-to-use keypad
- 3-8 character adjustable password
- 2 keys for emergencies
- Screw and dowel set for mounting are included in the box.



No	Product Code	Product Description	External Dimension (HxWxD)* mm	Weight (kg)
235	YEC/200/DB1	Alarmed Value Safe - Small	200x310x200	5,4
236	YEC/250/DB1	Alarmed Value Safe - Medium	250x350x250	8
237	YLC/200/DB1	Alarmed Value Safe - Laptop	200x430x350	9,4
238	YEC/390/DB1	Alarmed Value Safe - Large	390x350x360	14



*External depth measurement increases by 12mm with the accessories like arm etc.

UK Series Digital Safes

Features:

- Possibility to define 1 user, 1 master password
- Suitable for hotel, home and office use
- 2 keys included
- Digital LCD panel with blue light backlight
- 3-8 character adjustable password
- Low battery warning
- Inside covered with soft material
- Suitable for floor or wall mounting
- Screw and dowel set for mounting is included in the box.



No	Product Code	Product Description	External Dimensions (HxWxD*) mm	Weight (Kg)
239	Y-SS0000NFP	Digital Safe - Small	200x310x200	7
240	Y-MS0000NFP	Digital Safe - Medium	250x350x250	9
241	Y-LTS0000	Digital Safe - Laptop	200x430x350	10



*External depth measurement increases by 20mm with the accessories like buttons

High Security Motorised Safes

Features:

- Locking mechanism with two anti saw locking bolts (22mm)
- Possibility to define 1 user, 1 master password
- Laser cut door
- Reinforced hinge and fixed opening spring
- In case of emergency, it can be opened with 9V battery support.
- 4-8 character adjustable password
- 1 key for emergencies
- Adjustable silent operation
- Suitable for floor or wall mounting
- Double-sided manual locking key mechanism with 6 plugs
- Low battery warning
- Possibility to hide the password seen on the screen
- Clear LCD keypad display
- Internal light for contents to be easily seen
- Internal hooks for hanging keys or small items
- There is a user manual for guests.



No	Product Code	Product Description	External Dimension (HxWxD)* mm	Weight (Kg)
242	YSHB/250/EB1	High Security Motorised Hotel Safe - Room	250x350x300	12,1
243	YLHB/200/EB1	High Security Motorised Hotel Safe - Laptop	200x480x350	13,7



*External depth measurement increases by 20mm with the accessories like buttons

High Security Motorised Safes

Features:

- Locking mechanism with two anti saw locking bolts (22mm)
- Possibility to define 1 user, 1 master password
- Laser cut door
- Reinforced hinge and fixed opening spring
- In case of emergency, it can be opened with 9V battery support.
- 4-8 character adjustable password
- 1 key for emergencies
- Adjustable silent operation
- Suitable for floor or wall mounting
- Double-sided manual locking key mechanism with 6 plugs
- Low battery warning
- Possibility to hide the password seen on the screen
- Clear LCD keypad display
- Internal light for contents to be easily seen
- Internal hooks for hanging keys or small items



No	Product Code	Product Description	External Dimension (HxWxD)* mm	Weight (Kg)
244	YSEB/200/EB1	High Security Motorised Safes - Compact	200x350x200	8,5
245	YSEB/250/EB1	High Security Motorised Safes - Home	250x350x300	12,1
246	YLEB/200/EB1	High Security Motorised Safes - Laptop	200x480x350	13,7
247	YSEB/400/EB1	High Security Motorised Safes - Office	400x350x340	17



*External depth measurement increases by 20mm with the accessories like arm etc.

High Security Fingerprint Safes

Features:

- Ability to identify and store up to 100 fingerprints with fingerprint access
- Locking mechanism with two anti saw locking bolts (22mm)
- Possibility to define 1 user, 1 master password
- Laser cut door
- Reinforced hinge and fixed opening spring
- In case of emergency, it can be opened with 9V battery support.
- 4-8 character adjustable password
- 1 key for emergencies
- Adjustable silent operation
- Suitable for floor or wall mounting
- Double-sided manual locking key mechanism with 6 plugs
- Low battery warning
- Possibility to hide the password seen on the screen
- Clear LCD keypad display
- Internal light for contents to be easily seen
- Internal hooks for hanging keys or small items



No	Product Code	Product Description	External Dimension (YxGxD*) mm	Weight (Kg)
248	YSFB/200/EB1	High Security Fingerprint Motorised Safes - Compact	200x350x200	8,5
249	YSFB/250/EB1	High Security Fingerprint Motorised Safes - Home	250x350x300	12,1
250	YLFB/200/EB1	High Security Fingerprint Motorised Safes - Laptop	200x480x350	13,7
251	YSFB/400/EB1	High Security Fingerprint Motorised Safes - Office	400x350x340	17



*External depth measurement increases by 20mm with the accessories like buttons

Maximum Security Motorised Safe

Features:

- Locking mechanism with two anti saw locking bolts (22mm)
- Sold Secured Sliver approved to provide the best in security
- Possibility to define 1 user, 1 master password
- Laser cut door
- Reinforced hinge and fixed opening spring
- In case of emergency, it can be opened with 9V battery support.
- 4-8 character adjustable password
- 1 key for emergencies
- Adjustable silent operation
- Suitable for floor or wall mounting
- Double-sided manual locking key mechanism with 6 plugs
- Low battery warning
- Possibility to hide the password seen on the screen
- Clear LCD keypad display
- Internal light for contents to be easily seen
- Internal hooks for hanging keys or small items



No	Product Code	Product Description	External Dimension (HxWxD)* mm	Weight (Kg)
252	YSEM/250/EG1	Maximum Security Motorised Safe - Home	250x350x300	15,7
253	YLEM/200/EG1	Maximum Security Motorised Safe - Laptop	200x480x350	18
254	YSEM/400/EG1	Maximum Security Motorised Safe - Office	400x350x340	22
255	YSEM/520/EG1	Maximum Security Motorised Safe - Professional	520x350x360	28



*External depth measurement increases by 20mm with the accessories like buttons

Maximum Security Fingerprint Motorised Safe

Features:

- Ability to identify and store up to 100 fingerprints with fingerprint access
- Locking mechanism with two anti saw locking bolts (22mm)
- Sold Secured Sliver approved to provide the best in security
- Possibility to define 1 user, 1 master password
- Laser cut door
- Reinforced hinge and fixed opening spring
- In case of emergency, it can be opened with 9V battery support.
- 4-8 character adjustable password
- 1 key for emergencies
- Adjustable silent operation
- Suitable for floor or wall mounting
- Double-sided manual locking key mechanism with 6 plugs
- Low battery warning
- Possibility to hide the password seen on the screen
- Clear LCD keypad display
- Internal light for contents to be easily seen
- Internal hooks for hanging keys or small items



No	Product Code	Product Description	External Dimension (HxWxD)* mm	Weight (kg)
256	YSFM/250/EG1	Maximum Security Fingerprint Motorised Safe - Home	250x350x300	15,7
257	YLFM/200/EG1	Maximum Security Fingerprint Motorised Safe - Laptop	200x480x350	18
258	YSFM/400/EG1	Maximum Security Fingerprint Motorised Safe - Office	400x350x340	22
259	YSFM/520/EG1	Maximum Security Fingerprint Motorised Safe - Professional	520x350x360	28



*External depth measurement increases by 20mm with the accessories like buttons

Fire Safes

Features:

- Up to 1 hour fire protection for documents
- Digital lock with touchpad interface
- Epoxy sealed shell of galvanised steel gives double rust protection
- High security electronic lock (over 1 billion combinations)
- Keypad illuminates when touched
- Re-settable 3 – 12 digit user code
- Programmable one-time user code - ideal for visiting guests who may need to use the safe for a short period
- Silent input – code can be entered without noise or light
- Time lock (if wrong code entered) – can be set from 3 to 9 minutes (factory set 3 minutes)
- Lock-down period can be set from 1 to 48 hours. Safe can be shut down and cannot be activated for a given period.



No	Product Code	Product Description	External Dimension (HxWxD*) mm	Weight (Kg)
260	YFM/352/FG2/B	Fire Safes - Medium	352x412x363	31
261	YFM/420/FG2	Fire Safes - Large	420x352x433	36
262	YFM/520/FG2	Fire Safes - X Large	522x404x440	53
263	YFM/695/FG2	Fire Safes - Mega	695x500x500	90



**External depth measurement increases by 30mm with the accessories like buttons
**YFM/695/FG2 Mega safe does not have mounting holes.

Floor & Wall Safe

Features:

- Special design that can be mounted on the wall
- Black colored case surface
- 2 reinforced locking spindles
- Use with 2 keys
- With removable shelf system
- Screw and dowel set for mounting is included in the box



No	Product Code	Product Description	External Dimension (YxGxD*) mm	Weight (Kg)
264	Y-FLS0000	Floor Safe	210x390x130	7,5
265	YVW/230/KB1	Wall Safe	230x360x150	8



*External depth measurement increases by 3mm with the accessories like buttons for the floor safes.

Cash Box

Features:

- Includes carry handle
- Portable tray makes it easy to organize your belongings
- 2 keys included



No	Product Code	Product Description	External Dimension (HxWxD) mm	Qty in Box
266	YCB/080/BB2	Bozuk Para Kutusu - Küçük Boy	80x150x115	6
267	YCB/090/BB2	Bozuk Para Kutusu - Orta Boy	85x200x155	6



Electronic Key Safe

Features:

- 2 different models with a storage capacity of 48 and 100 keys
- Removable, numbered key fobs
- Possibility to open with both password and mechanical key
- 3-8 character adjustable password
- Deadlock for a while after 3 wrong password attempts
- 16mm double locking spindle
- Low battery warning
- There are screw holes for mounting on the wall.
- Box contents; Includes 2 keys, 4 x AA batteries.
- Screw and dowel set for mounting are included in the box.



No	Product Code	Product Description	External Dimension (HxWxD) mm	Weight (Kg)
268	YKB/365/DB1	Electronic Key Safe - 48 Keys	365x300x100	7,5
269	YKB/550/DB1	Electronic Key Safe - 100 Keys	550x350x130	12



Key Box

Features:

- Carrying handle
- Capacity: 20 keys of small size, 48 keys of medium size
- 2 keys included



No	Product Code	Product Description	External Dimension (HxWxD) mm	Weight (Kg)
270	YKB/200/BB2	Key Box - Small	200x160x75	6
271	YKB/540/BB2	Key Box - Medium	300x240x80	6



Combination Key Box

Features:

- Reinforced cast steel body
- Waterproof design suitable for outdoor use
- Configurable access with password
- Fixing holes are inside the case for high security



No	Product Code	Product Description	External Dimension (HxWxD) mm	Qty in Box
272	Y500/187/1	Combination Key Box	187x130x39	6



Electronic Cabinet Lock

Features:

- Usage areas wooden and metal cabinets
- Black color
- External Dimensions 120x52x15 mm
- Internal Dimensions 121x66x28 mm
- ID Key: Yes
- One-time password feature
- Login Options ID Key and Password (Fixed and Disposable)
- Auto-Lock: Yes
- Suitable for doors have door thickness 15mm to 25mm

- Operates with 3 AA batteries
- Battery Life 16,000 lock/unlock
- Turns on with a 9V battery in case the batter
- Net weight: 185 gr.
- Tamper Alert: 4 times wrong input method beep for 60 seconds when applied gives a warning



No	Product Code	Product Description
273	Y-LL65BA-BLACK	Electronic Cabinet Lock
274	Y-GK33PK-OWNER	Electronic Cabinet Lock - ID Key - Owner
275	Y-GK33PK-MASTER	Electronic Cabinet Lock - ID Key - Master



Wireless Alarm Set - Compact - Premium

Wireless Alarm Set - Premium

Wireless Connection: Among accessories ,except control panel, no cable connection is required.

Number of Accessories: Maximum 20 accessories can be added to the system.

Power Source: Except for the control panel, all the accessories are powered by batteries.

Tamper Proof System: All devices can be tampered with protected by counter tamper sensors.

Unique Alarm Notification System: When the alarm is triggered 3 different phone numbers you specify are called sequentially by the system, giving an emergency warning and allowing remote intervention.

There is no monthly subscription fee.

Package Included:

- 1 x Control Panel
- 1 x 3m Telephone Cable
- 1 x 9V 500mA Power Adapter
- 1 x External Siren Unit
- 1 x Fake Siren Unit
- 2 x PIR Motion Detectors
- 2 x Door / Window Contacts



Wireless Alarm Set - Compact

Wireless Connection: No need for cable connection between accessories including control panel.

Number of Accessories: Maximum 20 accessories can be defined to the system.

Power Source: All accessories, including the control panel, are powered by batteries.

Tamper Proof System: All devices are protected by tamper sensors against unauthorized tampering

There is no monthly subscription fee.

Package Included:

- 1 x External Siren Unit
- 1 x Wall Mounted Controller
- 1 x Door / Window Contact



No	Product Code	Product Description	Package	Qty in Box
276	B-HSA6400	Kablosuz Alarm Seti - Premium	Boxed	4
277	B-HSA6100	Kablosuz Alarm Seti - Compact	Boxed	4



Wireless Alarm Accessories



No	Product Code	Product Description	Package	Qty in Box
278	HSA6091	Wireless Control Panel	Boxed	1
279	HSA6020	Wireless PIR Detector	Boxed	100
280	HSA6021	Wireless Pet Friendly PIR Detector	Boxed	100
281	HSA6010	Wireless Door/Window Contact	Boxed	100
282	HSA6080	Wireless Keypad	Boxed	100
283	HSA6060	Wireless Key Fob	Boxed	200
284	HSA3045	Wireless Panic Buton	Boxed	200
285	HSA6050	Wireless External Siren	Boxed	10
286	MOBIX	Wireless GSM Call Module	Boxed	1



*These accessories are not compatible with SR and Sync alarms



Trusted every day

www.yalehome.com/tr



Apple, the Apple logo, and iPhone are trademarks of Apple Inc., registered in the US and other countries.
App Store is a service mark of Apple Inc.
Google and Google Play are trademarks of Google LLC.
Google Assistant is not available in certain languages and countries.
Please refer to Amazon's website for information on Amazon Alexa capabilities and country compatibility.

Part of ASSA ABLOY