

WESTERN
POWER
SPORTS, INC.

2010

SEMI-RIGID ONE STEP/SEALIT

WPS



- ① STEEL BELT
- ② NYLON BREAKER
- ③ NYLON CARCASS
- ④ TUBELESS L
- ⑤ HIGH MILEA
- ⑥ HIGH GRIP S
- ⑦ SIDEWALL PAK
- ⑧ BEAD FILLER
- ⑨ BEAD WIRE
- ⑩ NYLON CHAFF



WPS

STREET

V-TWIN

OFFROAD

ATV / UTV

TUBES /
ACCESSORIES

TRAILER

TOOLS / REPAIR

PROMOTIONAL

REFERENCE

INDEX

Street	2
V-Twin	68
Offroad.....	91
ATV / UTV	137
Tubes / Tire Accessories	229
Trailer.....	252
Tool / Repair	254
Promotional	293
Reference	300
Index	329

TIRE REFERENCE

	SIZE	PURPOSE	FRONT/REAR	BRAND	MODEL	LOAD/SPEED RATING	PAGE	WPS#	LIST		
STREET	8" WHEELS										
	3.50-8	Scooter	Front/Rear	MICHELIN	S83	46J	50	87-9334	\$41.95		
	3.50-8	Scooter	Front/Rear	SHINKO	SR421	46J	35	87-4420	29.95		
	3.50-8	Scooter	Front/Rear	SHINKO	SR550 W/W	46J	32	87-4250	36.95		
	4.00-8	Scooter	Front/Rear	SHINKO	SR421	55J	35	87-4421	31.95		
V-TWIN	4.00-8	Scooter	Front/Rear	SHINKO	SR550 W/W	55J	32	87-4251	41.95		
	10" WHEELS										
	2.50-10	Scooter	Front/Rear	SHINKO	SR400	33J	32	87-4225	\$23.95		
	3.00-10	Scooter	Front/Rear	MICHELIN	S1	50J	49	87-9351	56.95		
	3.00-10	Scooter	Front/Rear	MICHELIN	S83	42J	50	87-9336	48.95		
OFFROAD	3.00-10	Scooter	Front	PIRELLI	Angel Scooter Reinf	50J	59	871-5229	44.95		
	3.00-10	Scooter	Front/Rear	PIRELLI	SC30	42J	63	871-5065	43.95		
	3.00-10	Scooter	Front/Rear	PIRELLI	SL26 Reinf	50J	61	871-5076	49.95		
	3.00-10	Scooter	Front/Rear	SHINKO	SR421	42J	35	87-4422	28.95		
	3.00-10	Scooter	Front	SHINKO	SR425	42J	32	87-4270	29.95		
	3.00-10	Scooter	Front/Rear	SHINKO	SR550 W/W	50J	32	87-4252	41.95		
	3.50-10	Scooter	Front/Rear	IRC	MB-520	51J	38	87-5511	48.95		
	3.50-10	Scooter	Front/Rear	MICHELIN	S1	59J	49	87-9353	56.95		
	3.50-10	Scooter	Front/Rear	MICHELIN	S83 Reinf	59J	50	87-9331	52.95		
	3.50-10	Scooter	Front	PIRELLI	Angel Scooter Reinf	59J	59	871-5230	44.95		
ATV / UTV	3.50-10	Scooter	Front/Rear	PIRELLI	SC30	51J	63	871-5066	48.95		
	3.50-10	Scooter	Front/Rear	PIRELLI	SL26 Reinf	59J	61	871-5077	55.95		
	3.50-10	Scooter	Front/Rear	SHINKO	SR009	51J	31	87-4220	37.95		
	3.50-10	Scooter	Front/Rear	SHINKO	SR421	51J	35	87-4423	33.95		
	3.50-10	Scooter	Front	SHINKO	SR425	51J	32	87-4271	35.95		
	3.50-10	Scooter	Front/Rear	SHINKO	SR550 W/W	59J	32	87-4253	43.95		
	3.50-10	Scooter	Front/Rear	SHINKO	SR550 W/W	59J	32	87-4254	44.95		
	80/90-10	Scooter	Front/Rear	SHINKO	SR560	51J	33	87-4240	30.95		
	80/100-10	Scooter	Front	PIRELLI	Angel Scooter	46J	59	871-5231	45.95		
	90/90-10	Scooter	Front/Rear	MICHELIN	S1	50J	49	87-9343	44.95		
TUBES / ACCESSORIES	90/90-10	Scooter	Front	PIRELLI	Angel Scooter	50J	59	871-5232	45.95		
	90/90-10	Scooter	Front/Rear	PIRELLI	SL26	50J	61	871-5078	45.95		
	90/90-10	Scooter	Rear	SHINKO	SR425	50J	32	87-4272	35.95		
	90/90-10	Scooter	Front/Rear	SHINKO	SR560	51J	33	87-4241	35.95		
	100/80-10	Scooter	Front	MICHELIN	City Grip	53L	49	87-9717	80.95		
	100/80-10	Scooter	Front/Rear	MICHELIN	S1	53L	49	87-9352	64.95		
	100/80-10	Scooter	Front/Rear	PIRELLI	SL38	53L	61	871-5103	88.95		
	100/80-10	Scooter	Rear	SHINKO	SR425	53J	32	87-4273	38.95		
	100/90-10	Scooter	Front/Rear	MICHELIN	S1	56J	49	87-9347	60.95		
	100/90-10	Scooter	Front/Rear	MICHELIN	S83	56J	50	87-9335	51.95		
TRAILER	100/90-10	Scooter	Front/Rear	PIRELLI	SL26	56J	61	871-5071	53.95		
	100/90-10	Scooter	Rear	SHINKO	SR425	56J	32	87-4274	41.95		
	110/80-10	Scooter	Front/Rear	MICHELIN	S1	58J	49	87-9344	66.95		
	110/80-10	Scooter	Front	SHINKO	SR425	58J	32	87-4275	41.95		
	120/70-10	Scooter	Rear	MICHELIN	City Grip	54L	49	87-9860	72.95		
	120/70-10	Scooter	Front/Rear	PIRELLI	SL38 Reinf	54L	61	871-5104	101.95		
	120/70-10	Scooter	Front	SHINKO	SR723	54L	33	87-4264	45.95		
	120/70-10	Scooter	Front	SHINKO	SR723 W/W	54L	33	87-4265	55.95		
	120/90-10	Scooter	Front/Rear	MICHELIN	Bopper	57L	50	87-9324	60.95		
	120/90-10	Scooter	Front/Rear	MICHELIN	Reggae	57J	49	87-9332	56.95		
TOOLS / REPAIR	120/90-10	Scooter	Front/Rear	PIRELLI	SL26	66J	61	871-5073	59.95		
	120/90-10	Scooter	Front/Rear	PIRELLI	SL60	57J	63	871-5112	87.95		
	120/90-10	Scooter	Rear	SHINKO	SR425	66J	32	87-4276	45.95		
	120/90-10	Scooter	Front/Rear	SHINKO	SR426	66J	32	87-4190	43.95		
	130/70-10	Scooter	Front/Rear	MICHELIN	S1	62J	49	87-9346	64.95		
	130/70-10	Scooter	Front/Rear	SHINKO	SR425	52J	32	87-4277	45.95		
	130/90-10	Scooter	Front/Rear	MICHELIN	Bopper	61L	50	87-9325	60.95		
	130/90-10	Scooter	Front/Rear	MICHELIN	Reggae	61J	49	87-9333	60.95		
	130/90-10	Scooter	Front/Rear	PIRELLI	SL26	61J	61	871-5074	64.95		
	130/90-10	Scooter	Front/Rear	PIRELLI	SL60	61J	63	871-5113	99.95		
PROMOTIONAL	130/90-10	Scooter	Front	SHINKO	SR007	70J	31	87-4216	50.95		
	130/90-10	Scooter	Front/Rear	SHINKO	SR425	70J	32	87-4278	48.95		
	130/90-10	Scooter	Front/Rear	SHINKO	SR426	70J	32	87-4191	48.95		
	REFERENCE	INDEX	130/90-10	Scooter	Front/Rear	SHINKO	SR425	70J	32	87-4191	48.95

TIRE REFERENCE

SIZE	PURPOSE	FRONT/REAR	BRAND	MODEL	LOAD/SPEED RATING	PAGE	WPS#	LIST
11" WHEELS								
110/70-11	Scooter	Front	MICHELIN	City Grip	45L	49	87-9861	\$82.95
110/70-11	Scooter	Front	PIRELLI	Angel Scooter	45L	59	871-5221	65.95
110/70-11	Scooter	Front/Rear	PIRELLI	SL38	45L	61	871-5106	99.95
110/70-11	Scooter	Front	SHINKO	SR723	45P	33	87-4266	42.95
110/70-11	Scooter	Front	SHINKO	SR723 W/W	45P	33	87-4267	53.95
120/70-11	Scooter	Rear	MICHELIN	City Grip	56L	49	87-9719	76.95
120/70-11	Scooter	Rear	PIRELLI	Angel Scooter Reinf	56L	59	871-5200	66.95
120/70-11	Scooter	Front	SHINKO	SR007	50L	31	87-4214	41.95
130/70-11	Scooter	Rear	SHINKO	SR007	60L	31	87-4215	45.95
12" WHEELS								
3.00-12	ADV / Dual	Front/Rear	SHINKO	SR241	47J	35	87-4451	\$35.95
110/70-12	Scooter	Front	IRC	MB67	47L	37	87-5430	67.95
110/70-12	Scooter	Front	MICHELIN	Power Pure Scooter	47L	48	87-9802	79.95
110/70-12	Scooter	Front	PIRELLI	Angel Scooter	47P	59	871-5222	72.95
110/70-12	Scooter	Front	PIRELLI	Diablo Rosso SC	47P	59	871-5170	82.95
110/70-12	Scooter	Rear	SHINKO	SR007	47P	31	87-4213	40.95
110/70-12	Scooter	Front/Rear	SHINKO	SR723	47P	33	87-4258	65.95
110/90-12	Scooter	Front/Rear	IRC	MB67	64L	37	87-5431	74.95
110/90-12	Scooter	Front	MICHELIN	City Grip	64P	49	87-9720	80.95
110/90-12	Scooter	Rear	SHINKO	SR007	64P	31	87-4210	42.95
110/90-12	Scooter	Front	SHINKO	SR567	64P	31	87-4280	47.95
110/100-12	Scooter	Front/Rear	PIRELLI	SL26	67J	61	871-5081	68.95
120/70-12	Scooter	Front/Rear	IRC	MB67	58L	37	87-5437	71.95
120/70-12	Scooter	Front	IRC	NR77U	51L	38	87-5600	46.95
120/70-12	Scooter	Front/Rear	MICHELIN	Bopper	51L	50	87-9328	67.95
120/70-12	Scooter	Front	MICHELIN	City Grip	51S	49	87-9721	78.95
120/70-12	Scooter	Front	MICHELIN	Power Pure Scooter	51P	48	87-9804	73.95
120/70-12	Scooter	Front	PIRELLI	Angel Scooter	51S	59	871-5225	69.95
120/70-12	Scooter	Rear	PIRELLI	Angel Scooter Reinf	58P	59	871-5201	69.95
120/70-12	Scooter	Front	PIRELLI	Diablo Rosso SC Reinf	58P	59	871-5171	89.95
120/70-12	Scooter	Front	PIRELLI	Diablo Scooter	51S	60	871-5021	87.95
120/70-12	Scooter	Front/Rear	PIRELLI	SL26	51P	61	871-5082	74.95
120/70-12	Scooter	Front/Rear	PIRELLI	SL36 Sinergy	51L	60	871-5124	89.95
120/70-12	Scooter	Front	SHINKO	SR428	51J	30	87-4480	43.95
120/70-12	Scooter	Front	SHINKO	SR723	58P	33	87-4260	47.95
120/70-12	Scooter	Front	SHINKO	SR723 W/W	58P	33	87-4261	67.95
120/80-12	Scooter	Front/Rear	PIRELLI	SL60	55J	63	871-5114	89.95
130/70-12	Scooter	Rear	IRC	MB67	62L	37	87-5434	74.95
130/70-12	Scooter	Front/Rear	IRC	NR77U	56L	38	87-5601	51.95
130/70-12	Scooter	Front/Rear	MICHELIN	Bopper	56L	50	87-9329	71.95
130/70-12	Scooter	Rear	MICHELIN	City Grip	62P	49	87-9731	95.95
130/70-12	Scooter	Rear	MICHELIN	Power Pure Scooter Reinf	62P	48	87-9811	84.95
130/70-12	Scooter	Rear	PIRELLI	Angel Scooter Reinf	62P	59	871-5205	76.95
130/70-12	Scooter	Rear	PIRELLI	Diablo Rosso SC	62P	59	871-5160	99.95
130/70-12	Scooter	Rear	PIRELLI	Diablo Scooter	62P	60	871-5022	93.95
130/70-12	Scooter	Front/Rear	PIRELLI	SL26	56P	61	871-5083	81.95
130/70-12	Scooter	Front/Rear	PIRELLI	SL36 Sinergy	56L	60	871-5125	95.95
130/70-12	Scooter	Rear	SHINKO	SR007	62P	31	87-4211	47.95
130/70-12	Scooter	Rear	SHINKO	SR428	56J	30	87-4481	45.95
130/70-12	Scooter	Rear	SHINKO	SR568	62P	31	87-4500	47.95
130/70-12	Scooter	Rear	SHINKO	SR723	62P	33	87-4262	51.95
130/70-12	Scooter	Rear	SHINKO	SR723 W/W	62P	33	87-4263	70.95
130/80-12	Scooter	Front/Rear	PIRELLI	SL60	60J	63	871-5115	95.95
140/60-12	Scooter	Front/Rear	PIRELLI	SL36 Sinergy Reinf	62L	60	871-5126	102.95
140/70-12	Scooter	Rear	IRC	NR77U	60L	38	87-5602	54.95
140/70-12	Scooter	Rear	MICHELIN	Power Pure Scooter	60P	48	87-9812	83.95
140/70-12	Scooter	Rear	SHINKO	SR007	60P	31	87-4212	51.95
140/70-12	Scooter	Rear	SHINKO	SR723	WW	33	87-4259	79.95
140/70-12	Scooter	Front/Rear	SHINKO	SR723	65P	33	87-4580	399.95

TIRE REFERENCE

	SIZE	PURPOSE	FRONT/REAR	BRAND	MODEL	LOAD/SPEED RATING	PAGE	WPS#	LIST	
STREET	13" WHEELS									
	110/70-13	Scooter	Front	MICHELIN	City Grip	48P	49	87-9862	\$87.95	
	110/90-13	Scooter	Front	IRC	MB67	55P	37	87-5432	88.95	
	110/90-13	Scooter	Front	MICHELIN	City Grip	56P	49	87-9722	84.95	
	110/90-13	Scooter	Front	MICHELIN	Power Pure Scooter	56P	48	87-9805	91.95	
	110/90-13	Scooter	Front	PIRELLI	Angel Scooter	56P	59	871-5224	75.95	
	110/90-13	Scooter	Front	PIRELLI	Diablo Scooter	56P	60	871-5002	90.95	
	110/90-13	Scooter	Front	SHINKO	SR567	56P	31	87-4281	51.95	
	120/70-13	Scooter	Front	MICHELIN	Power Pure Scooter	53P	48	87-9809	90.95	
	120/70-13	Scooter	Front	PIRELLI	Angel Scooter	53P	59	871-5226	79.95	
V-TWIN	120/70-13	Scooter	Front/Rear	SHINKO	SR429	53L	32	87-4230	46.95	
	120/70-13	Scooter	Front	SHINKO	SR567	53P	31	87-4282	48.95	
	130/60-13	Scooter	Rear	MICHELIN	Power Pure Scooter Reinf	60P	48	87-9819	93.95	
	130/60-13	Scooter	Rear	PIRELLI	Angel Scooter Reinf	60P	59	871-5204	82.95	
	130/60-13	Scooter	Front/Rear	PIRELLI	SL26 Reinf	60P	61	871-5085	91.95	
	130/60-13	Scooter	Front/Rear	SHINKO	SR425	53J	32	87-4279	47.95	
	130/60-13	Scooter	Front/Rear	SHINKO	SR429	53L	32	87-4231	45.95	
	130/60-13	Scooter	Rear	SHINKO	SR568	60P	31	87-4501	47.95	
	130/70-13	Scooter	Rear	IRC	MB67	57P	37	87-5435	89.95	
	130/70-13	Scooter	Rear	MICHELIN	City Grip	63P	49	87-9732	96.95	
OFFROAD	130/70-13	Scooter	Rear	MICHELIN	Power Pure Scooter Reinf	63P	48	87-9814	87.95	
	130/70-13	Scooter	Rear	PIRELLI	Angel Scooter Reinf	63P	59	871-5206	78.95	
	130/70-13	Scooter	Rear	PIRELLI	Diablo Scooter Reinf	63P	60	871-5024	100.95	
	130/70-13	Scooter	Rear	SHINKO	SR568	63P	31	87-4502	50.95	
	140/60-13	Scooter	Rear	MICHELIN	City Grip	63P	49	87-9733	96.95	
	140/60-13	Scooter	Rear	MICHELIN	Power Pure Scooter	57P	48	87-9815	99.95	
	140/60-13	Scooter	Rear	PIRELLI	Angel Scooter Reinf	63P	59	871-5207	78.95	
	140/60-13	Scooter	Rear	PIRELLI	Diablo Scooter Reinf	63P	60	871-5025	124.95	
	140/60-13	Scooter	Rear	SHINKO	SR568	63P	31	87-4503	51.95	
	140/70-13	Scooter	Rear	PIRELLI	Angel Scooter	61P	59	871-5211	89.95	
ATV / UTV	140/70-13	Scooter	Rear	PIRELLI	Diablo Scooter	61P	60	871-5033	124.95	
	150/70-13	Scooter	Rear	IRC	MB67	64S	37	87-5436	102.95	
	150/70-13	Scooter	Rear	MICHELIN	City Grip	64S	49	87-9871	74.95	
	150/70-13	Scooter	Rear	MICHELIN	Power Pure Scooter	64S	48	87-9817	91.95	
	150/70-13	Scooter	Rear	PIRELLI	Angel Scooter	64S	59	871-5212	85.95	
	150/70-13	Scooter	Rear	PIRELLI	Diablo Rosso SC	64S	59	871-5161	109.95	
	150/70-13	Scooter	Rear	PIRELLI	Diablo Scooter	64S	60	871-5026	106.95	
	150/70-13	Scooter	Rear	SHINKO	SR568	64S	31	87-4504	59.95	
	TUBES / ACCESSORIES	14" WHEELS								
		2.75-14	ADV / Dual	Front/Rear	SHINKO	244 Series	35P	35	87-4400	\$33.95
2.75-14		ADV / Dual	Front/Rear	SHINKO	SR241	35P	35	87-4440	36.95	
90/90-14		Scooter	Front	PIRELLI	Diablo Scooter	46P	60	871-5030	86.95	
100/90-14		Scooter	Rear	MICHELIN	City Grip Reinf	57P	49	87-9873	81.95	
100/90-14		Scooter	Rear	PIRELLI	Diablo Scooter Reinf	57P	60	871-5031	112.95	
110/80-14		Scooter	Rear	MICHELIN	City Grip Reinf	59S	49	87-9874	100.95	
110/80-14		Retro	Front/Rear	PIRELLI	MT15 Reinf	59J	62	871-5120	61.95	
120/70-14		Scooter	Front	MICHELIN	City Grip	55S	49	87-9723	81.95	
120/70-14		Scooter	Front	PIRELLI	Angel Scooter	55P	59	871-5227	70.95	
TRAILER	120/70-14	Scooter	Front	PIRELLI	Diablo Scooter	55S	60	871-5004	104.95	
	120/70-14	Scooter	Front	SHINKO	SR567	55S	31	87-4283	52.95	
	120/70R-14	Scooter	Front	PIRELLI	Diablo Rosso SC	55H	59	871-5037	107.95	
	120/80-14	Scooter	Front	IRC	MB67	58S	37	87-5433	88.95	
	120/80-14	Scooter	Front	MICHELIN	Power Pure Scooter	58S	48	87-9807	125.95	
	120/80-14	Scooter	Rear	PIRELLI	Angel Scooter	58P	59	871-5202	93.95	
	120/80-14	Scooter	Front	PIRELLI	Diablo Rosso SC	58S	59	871-5173	99.95	
	120/80-14	Scooter	Front	PIRELLI	Diablo Scooter	58S	60	871-5005	96.95	
	120/80-14	Scooter	Front	SHINKO	SR567	58S	31	87-4284	58.95	
	TOOLS / REPAIR	INDEX	14" WHEELS							

TIRE REFERENCE

SIZE	PURPOSE	FRONT/REAR	BRAND	MODEL	LOAD/SPEED RATING	PAGE	WPS#	LIST
14" WHEELS (CONT'D...)								
140/60-14	Scooter	Rear	MICHELIN	City Grip Reinf	64S	49	87-9734	104.95
140/60-14	Scooter	Rear	PIRELLI	Diablo Scooter Reinf	64P	60	871-5023	109.95
140/60-14	Scooter	Rear	SHINKO	SR568	64S	31	87-4505	59.95
140/70-14	Scooter	Rear	MICHELIN	City Grip Reinf	68S	49	87-9735	111.95
140/70-14	Scooter	Rear	PIRELLI	Angel Scooter Reinf	68S	59	871-5208	101.95
140/70-14	Scooter	Rear	PIRELLI	Diablo Scooter Reinf	68S	60	871-5027	128.95
150/70-14	Scooter	Rear	MICHELIN	City Grip	66S	49	87-9736	131.95
150/70-14	Scooter	Rear	PIRELLI	Angel Scooter	66S	59	871-5210	113.95
150/70-14	Scooter	Rear	PIRELLI	Diablo Rosso SC	66S	59	871-5162	157.95
150/70-14	Scooter	Rear	PIRELLI	Diablo Scooter	66S	60	871-5028	153.95
150/70-14	Scooter	Rear	SHINKO	SR568	66S	31	87-4506	66.95
160/60-14	Scooter	Rear	SHINKO	SR568	65H	31	87-4511	74.95
160/60R-14	Scooter	Rear	MICHELIN	Pilot Road 4 Scooter	65H	48	87-9895	214.95
160/60R-14	Scooter	Rear	PIRELLI	Diablo Scooter	65H	60	871-5029	195.95
160/60R-14	Scooter	Rear	PIRELLI	Diablo Rosso SC	65H	59	871-5039	200.95
180/80-14	Scooter	Rear	SHINKO	SR428	66J	30	87-4482	118.95
15" WHEELS								
2.50-15	ADV / Dual	Front/Rear	SHINKO	SR241	34L	35	87-4452	\$35.95
120/70-15	Scooter	Front	MICHELIN	City Grip	56S	49	87-9726	104.95
120/70-15	Scooter	Front	PIRELLI	Angel Scooter	56S	59	871-5228	88.95
120/70-15	Scooter	Front	PIRELLI	Diablo Rosso SC	56S	59	871-5172	136.95
120/70-15	Scooter	Front	SHINKO	SR567	56S	31	87-4287	56.95
120/70R-15	Scooter	Rear	MICHELIN	Pilot Road 4 Scooter	56H	48	87-9890	173.95
120/70R-15	Scooter	Front	PIRELLI	Diablo Rosso SC	56H	59	871-5038	151.95
120/70R-15	Scooter	Front	PIRELLI	Diablo Scooter	56H	60	871-5007	151.95
120/70R-15 "S spec"	Scooter	Front	PIRELLI	Diablo Scooter	56H	60	871-5008	151.95
130/90-15	Cruiser	Rear	PIRELLI	MT66 Route	66S	58	871-2051	118.95
130/90-15	Cruiser	Rear	SHINKO	230 Tour Master	66V	28	87-4171	92.95
130/90-15	Cruiser	Rear	SHINKO	SR734	66P	28	87-4475	85.95
140/70-15	Scooter	Rear	MICHELIN	City Grip Reinf	69P	49	87-9877	113.95
140/75R-15	Cruiser	Rear	MICHELIN	Commander II	65H	43	87-9768	302.95
140/75R-15	Cruiser	Rear	MICHELIN	Scorcher 11	65H	44	87-9423	267.95
140/90-15	Retro	Rear	IRC	RS-310	70H	37	87-5318	124.95
140/90-15	Cruiser	Rear	IRC	WF-920	70H	36	87-5542	127.95
140/90-15	Cruiser	Rear	MICHELIN	Commander II	76H	43	87-9749	220.95
140/90-15	Cruiser	Rear	PIRELLI	MT66 Route	70H	58	871-2052	129.95
140/90-15	Cruiser	Rear	SHINKO	230 Tour Master	76V	28	87-4175	104.95
140/90-15	Sport	Rear	SHINKO	712	70H	28	87-4154	92.95
150/80-15	Cruiser	Rear	IRC	WF-920	70H	36	87-5543	134.95
150/80-15	Cruiser	Rear	SHINKO	SR734	70S	28	87-4476	97.95
150/90-15	Cruiser	Rear	IRC	WF-920	74H	36	87-5544	134.95
150/90-15	Cruiser	Rear	MICHELIN	Commander II	74H	43	87-9750	282.95
150/90-15	Cruiser	Rear	PIRELLI	MT66 Route	74H	58	871-2053	152.95
150/90-15	Cruiser	Rear	SHINKO	230 Tour Master	80V	28	87-4176	114.95
150/90-15	Cruiser	Rear	SHINKO	777 H.D.	80H	27	87-4590	139.95
150/90-15	Cruiser	Rear	SHINKO	777 H.D. W/W	80H	27	87-4591	156.95
160/60-15	Scooter	Rear	SHINKO	SR568	67H	31	87-4512	76.95
160/60R-15	Scooter	Rear	MICHELIN	Pilot Road 4 Scooter	67H	48	87-9896	223.95
160/60R-15	Scooter	Rear	PIRELLI	Diablo Rosso SC	67H	59	871-5040	209.95
160/60R-15	Scooter	Rear	PIRELLI	Diablo Scooter	67H	60	871-5032	205.95
160/80-15	Cruiser	Rear	SHINKO	777	74H	27	87-4572	138.95
170/80-15	Cruiser	Rear	IRC	GS-23	77H	36	87-5570	150.95
170/80-15	Cruiser	Rear	IRC	GS-23 W/W	77H	36	87-5571	176.95
170/80-15	Cruiser	Rear	IRC	WF-920	77H	36	87-5545	144.95
170/80-15	Cruiser	Rear	MICHELIN	Commander II	77H	43	87-9751	260.95
170/80-15	Cruiser	Rear	PIRELLI	MT66 Route	77H	58	871-2055	165.95
170/80-15	Cruiser	Rear	PIRELLI	Night Dragon GT	77H	58	871-2184	236.95
170/80-15	Cruiser	Rear	SHINKO	230 Tour Master	83V	28	87-4177	121.95
170/80-15	Cruiser	Rear	SHINKO	777 H.D.	83H	27	87-4592	144.95
170/80-15	Cruiser	Rear	SHINKO	SR734	77H	28	87-4477	119.95
180/70-15	Cruiser	Rear	MICHELIN	Commander II	76H	43	87-9757	318.95

Continued on the next page

TIRE REFERENCE

	SIZE	PURPOSE	FRONT/REAR	BRAND	MODEL	LOAD/SPEED RATING	PAGE	WPS#	LIST
STREET	15" WHEELS (cont'd...)								
	180/70-15	Cruiser	Rear	PIRELLI	MT66 Route	76H	58	871-2056	238.95
	180/70-15	Cruiser	Rear	PIRELLI	Night Dragon	76H	58	871-2155	280.95
	180/70-15	Cruiser	Rear	SHINKO	230 Tour Master	76H	28	87-4178	115.95
	180/70-15	Cruiser	Rear	SHINKO	777 H.D.	82H	27	87-4614	152.95
	180/70-15	Cruiser	Rear	SHINKO	777 H.D. W/W	82H	27	87-4615	164.95
V-TWIN	200/70-15	Cruiser	Rear	PIRELLI	Night Dragon	82H	58	871-2156	382.95
	16" WHEELS								
	2.25-16	Moped	Front/Rear	SHINKO	SR714	31L	33	87-4550	\$26.95
	2.50-16	Scooter	Front/Rear	PIRELLI	ML75 Reinf	42J	61	871-5062	56.95
	2.75-16	Scooter	Front/Rear	PIRELLI	ML75 Reinf	46J	61	871-5063	68.95
	3.00-16	ADV / Dual	Front/Rear	SHINKO	244 Series	45P	35	87-4401	39.95
OFFROAD	3.00-16	ADV / Dual	Front/Rear	SHINKO	SR241	45P	35	87-4441	44.95
	4.60-16	Cruiser	Rear	IRC	GS-11	60S	37	87-5376	77.95
	5.00-16	Retro	Front/Rear	SHINKO	Super Classic	69S		87-4620	114.95
	5.00-16	Retro	Front/Rear	SHINKO	Super Classic W/W	69S		87-4621	118.95
	80/80-16	Scooter	Front/Rear	SHINKO	SR714	45P	33	87-4430	44.95
	90/80-16	Retro	Front/Rear	PIRELLI	MT15 Reinf	51J	62	871-5121	59.95
ATV / UTV	90/80-16	Scooter	Front	MICHELIN	City Grip Reinf	51S	49	87-9863	76.95
	90/80-16	Scooter	Front/Rear	SHINKO	SR714	51P	33	87-4431	46.95
	100/80-16	Scooter	Front	MICHELIN	City Grip	50P	49	87-9727	103.95
	100/80-16	Scooter	Front	PIRELLI	Angel Scooter	50P	59	871-5220	87.95
	100/80-16	Scooter	Front	PIRELLI	Diablo Scooter	50P	60	871-5012	113.95
	100/80-16	Scooter	Rear	SHINKO	SR568	50P	31	87-4507	53.95
TUBES / ACCESSORIES	100/80-16	Sport Touring	Front	PIRELLI	MT75	50T	57	871-2071	118.95
	100/80-16	Sport	Front	SHINKO	SR740	50H	28	87-4462	61.95
	100/90-16	Retro	Front	IRC	RS-310	54H	37	87-5302	99.95
	100/90-16	Sport	Front	PIRELLI	Sport Demon	54H	56	871-2081	152.95
	110/70-16	Scooter	Front	MICHELIN	City Grip	52S	49	87-9724	110.95
	110/70-16	Scooter	Front	PIRELLI	Angel Scooter	52S	59	871-5223	90.95
TRAILER	110/70-16	Scooter	Front	PIRELLI	Diablo Scooter	52P	60	871-5013	123.95
	110/70-16	Scooter	Front	PIRELLI	Diablo Scooter	52S	60	871-5014	127.95
	110/70-16	Scooter	Front	SHINKO	SR567	52S	31	87-4285	53.95
	110/80-16	Scooter	Front	SHINKO	SR567	55S	31	87-4286	56.95
	110/90-16	Sport	Front	PIRELLI	Sport Demon	59V	56	871-2082	163.95
	110/90-16	Cruiser	Front/Rear	SHINKO	SR735	59S	28	87-4479	66.95
TOOLS / REPAIR	120/70-16	Scooter	Front	MICHELIN	City Grip	57P	49	87-9864	105.95
	120/70-16	Scooter	Front	SHINKO	SR567	57S	31	87-4288	57.95
	120/80-16	Retro	Front	IRC	RS-310	60H	37	87-5303	100.95
	120/80-16	Retro	Front	MICHELIN	Pilot Activ	60V	45	87-9228	181.95
	120/80-16	Scooter	Rear	MICHELIN	City Grip	60P	49	87-9879	108.95
	120/80-16	Scooter	Rear	PIRELLI	Angel Scooter	60P	59	871-5203	98.95
PROMOTIONAL	120/80-16	Scooter	Front	PIRELLI	Diablo Scooter	60P	60	871-5034	121.95
	120/80-16	Scooter	Rear	SHINKO	SR568	60P	31	87-4508	73.95
	120/80-16	Sport Touring	Rear	PIRELLI	MT75	60T	57	871-2076	142.95
	120/80-16	Sport	Front	PIRELLI	Sport Demon	(60V)	56	871-2083	177.95
	120/80-16	Sport	Front	SHINKO	712	60H	28	87-4143	71.95
	120/90-16	Retro	Rear	IRC	RS-310	63H	37	87-5324	100.95
REFERENCE	130/60R-16	Sport	Front	SHINKO	SR880	58W	24	87-4680	132.95
	130/70-16	Scooter	Rear	MICHELIN	City Grip	61P	49	87-9737	115.95
	130/70R-16	Sport	Front	SHINKO	006 Podium	61W	24	87-4020	121.95
	130/80-16	Scooter	Rear	PIRELLI	Diablo Scooter	64P	60	871-5035	121.95
	130/80-16	Scooter	Rear	SHINKO	SR568	64P	31	87-4509	79.95
	130/80-16	Sport	Rear	SHINKO	SR741	64H	28	87-4467	95.95
INDEX	130/90-16	Retro	Rear	IRC	RS-310	67H	37	87-5325	129.95
	130/90-16	Adventure Touring	Front	PIRELLI	MT60 RS	57H	65	871-6101	194.95
	130/90-16	Sport	Rear	PIRELLI	Sport Demon	67V	56	871-2101	209.95
	130/90-16	Sport	Rear	SHINKO	712	67H	28	87-4152	90.95
	130/90-16	Cruiser	Front	IRC	GS-23	67H	36	87-5560	137.95
	130/90-16	Cruiser	Front	IRC	GS-23 W/W	67H	36	87-5561	157.95
	130/90-16	Cruiser	Front	IRC	WF-920	67H	36	87-5523	105.95
	130/90-16	Cruiser	Rear	IRC	WF-920	67H	36	87-5546	121.95

TIRE REFERENCE

SIZE	PURPOSE	FRONT/REAR	BRAND	MODEL	LOAD/SPEED RATING	PAGE	WPS#	LIST
16" WHEELS (CONT'D...)								
130/90-16	Cruiser	Front	IRC	WF-920 H-D	73H	36	87-5547	119.95
130/90-16	Cruiser	Rear	IRC	WF-920 H-D	73H	36	87-5548	154.95
130/90-16	Cruiser	Front	MICHELIN	Commander II	73H	43	87-9740	205.95
130/90-16	Cruiser	Rear	MICHELIN	Commander II	73H	43	87-9753	234.95
130/90-16	Cruiser	Front	MICHELIN	Scorcher 31	73H	44	87-9430	225.95
130/90-16	Cruiser	Front	MICHELIN	Scorcher 32	73H		87-9436	249.95
130/90-16	Cruiser	Front	PIRELLI	MT66 Route	67H	58	871-2032	118.95
130/90-16	Cruiser	Rear	PIRELLI	MT66 Route Reinf	73H	58	871-2061	121.95
130/90-16	Cruiser	Front	PIRELLI	Night Dragon	67H	58	871-2131	193.95
130/90-16	Cruiser	Front	PIRELLI	Night Dragon	73H	58	871-2133	201.95
130/90-16	Cruiser	Rear	PIRELLI	Night Dragon GT Reinf	73H	58	871-2189	219.95
130/90-16	Cruiser	Front	SHINKO	230 Tour Master	67V	28	87-4165	91.95
130/90-16	Cruiser	Rear	SHINKO	230 Tour Master	73V	28	87-4172	97.95
130/90-16	Cruiser	Front	SHINKO	777 H.D.	73H	27	87-4585	114.95
130/90-16	Cruiser	Rear	SHINKO	777 H.D.	73H	27	87-4594	119.95
130/90-16	Cruiser	Rear	SHINKO	777 H.D. Reflector	73H	27	87-4800	144.95
130/90-16	Cruiser	Front	SHINKO	777 H.D. W/W	73H	27	87-4586	124.95
130/90-16	Cruiser	Rear	SHINKO	777 H.D. W/W	73H	27	87-4595	129.95
140/70-16	Scooter	Rear	PIRELLI	Angel Scooter	65P	59	871-5209	123.95
140/70-16	Scooter	Rear	PIRELLI	Diablo Scooter	65P	60	871-5036	150.95
140/70-16	Scooter	Rear	SHINKO	SR568	65S	31	87-4510	78.95
140/90-16	Cruiser	Rear	IRC	WF-920	71H	36	87-5549	134.95
140/90-16	Cruiser	Rear	MICHELIN	Commander II	77H	43	87-9754	253.95
140/90-16	Cruiser	Rear	PIRELLI	MT66 Route	71H	58	871-2062	139.95
140/90-16	Cruiser	Rear	SHINKO	230 Tour Master	77V	28	87-4179	108.95
140/90-16	Cruiser	Rear	SHINKO	777 H.D.	77H	27	87-4596	135.95
150/80-16	Adventure Touring	Rear	PIRELLI	MT60 RS	77H	65	871-6105	229.95
150/80-16	Sport	Rear	PIRELLI	Sport Demon	(71V)	56	871-2102	232.95
150/80-16	Cruiser	Rear	IRC	WF-920	71H	36	87-5550	149.95
150/80-16	Cruiser	Rear	MICHELIN	Commander II	77H	43	87-9755	233.95
150/80-16	Cruiser	Rear	MICHELIN	Scorcher 31	77H	44	87-9439	261.95
150/80-16	Cruiser	Front	PIRELLI	MT66 Route	71H	58	871-2034	154.95
150/80-16	Cruiser	Rear	PIRELLI	MT66 Route	71H	58	871-2063	148.95
150/80-16	Cruiser	Front	PIRELLI	Night Dragon	71H	58	871-2134	220.95
150/80-16	Cruiser	Rear	PIRELLI	Night Dragon GT Reinf	77H	58	871-2183	229.95
150/80-16	Cruiser	Front	SHINKO	230 Tour Master	71H	28	87-4169	123.95
150/80-16	Cruiser	Rear	SHINKO	230 Tour Master	71H	28	87-4130	121.95
150/80-16	Cruiser	Front	SHINKO	777 H.D.	71H	27	87-4604	130.95
150/80-16	Cruiser	Rear	SHINKO	777 H.D.	77H	27	87-4597	139.95
150/80-16	Cruiser	Rear	SHINKO	777 H.D. Reflector	77H	27	87-4805	159.95
150/80-16	Cruiser	Front	SHINKO	777 H.D. W/W	71H	27	87-4605	143.95
150/80-16	Cruiser	Rear	SHINKO	777 H.D. W/W	77H	27	87-4598	144.95
150/80R-16	Sport	Rear	SHINKO	011 Verge Radial	71W	21	87-4090	149.95
150/80R-16	Drag	Rear	SHINKO	Stealth	W	26	87-4002U	179.95
160/60R-16	Sport	Rear	SHINKO	SR881	68W	24	87-4685	151.95
160/80-16	Cruiser	Rear	SHINKO	SR734	75H	28	87-4478	139.95
160/80R-16	Cruiser	Rear	SHINKO	SE890 Journey	81H	30	87-4665	186.95
170/70-16	Cruiser	Rear	SHINKO	777	75H	27	87-4573	142.95
170/70-16	Cruiser	Rear	SHINKO	777 W/W	75H	27	87-4574	157.95
170/80-15	Cruiser	Rear	SHINKO	777 H.D. W/W	83H	27	87-4593	152.95
180/60R-16	Cruiser	Rear	SHINKO	SE890 Journey	74H	30	87-4666	183.95
180/65-16	Cruiser	Rear	MICHELIN	Commander II	81H	43	87-9756	320.95
180/65-16	Cruiser	Rear	MICHELIN	Scorcher 31	81H	44	87-9440	347.95
180/65-16	Cruiser	Rear	PIRELLI	Night Dragon GT Reinf	81H	58	871-2181	304.95
180/70-16	Cruiser	Rear	MICHELIN	Scorcher 31	77H	44	87-9437	342.95
180/70-16	Cruiser	Rear	MICHELIN	Scorcher 32	77H	45	87-9443	351.95
180/70R-16	Cruiser	Rear	PIRELLI	Night Dragon	77H	58	871-2159	351.95
180/70R-16	Cruiser	Rear	SHINKO	SE890 Journey	77H	30	87-4667	192.95
180/65-16	Cruiser	Rear	SHINKO	777 H.D.	81H	27	87-4599	159.95
180/65-16	Cruiser	Rear	SHINKO	777 H.D. Reflector	81H	27	87-4809	189.95
180/65-16	Cruiser	Rear	SHINKO	777 H.D. W/W	81H	27	87-4600	172.95

TIRE REFERENCE

	SIZE	PURPOSE	FRONT/REAR	BRAND	MODEL	LOAD/SPEED RATING	PAGE	WPS#	LIST	
STREET	16" WHEELS (cont'd...)									
	MT90-16	Cruiser	Front	MICHELIN	Commander II	72H	43	87-9770	169.95	
	MT90-16	Cruiser	Rear	MICHELIN	Commander II	74H	43	87-9772	206.95	
	MT90-16	Cruiser	Front	PIRELLI	Night Dragon	72H	58	871-2132	197.95	
	MT90-16	Cruiser	Rear	PIRELLI	Night Dragon GT	74H	58	871-2186	215.95	
	MT90-16	Cruiser	Front	SHINKO	250	73H	29	87-4100	104.95	
	MT90-16	Cruiser	Rear	SHINKO	250	74H	29	87-4105	112.95	
	MT90-16	Cruiser	Front	SHINKO	250 W/W	73	29	87-4101	105.95	
	MT90-16	Cruiser	Rear	SHINKO	250 W/W	74	29	87-4106	116.95	
	MT90-16	Cruiser	Front	SHINKO	611	71H	29	87-4120	95.95	
	MT90-16	Cruiser	Rear	SHINKO	718	74H	29	87-4125	103.95	
	MT90-16	Retro	Front/Rear	SHINKO	240 Classic	74H	29	87-4110	111.95	
	MT90-16	Retro	Front/Rear	SHINKO	240 Classic Double W/W	74H	29	87-4112	118.95	
	MT90-16	Retro	Front/Rear	SHINKO	240 Classic W/W	74H	29	87-4111	118.95	
	V-TWIN	MU85-16	Cruiser	Rear	MICHELIN	Commander II	77H	43	87-9773	232.95
		MU85-16	Cruiser	Rear	PIRELLI	Night Dragon GT	77H	58	871-2180	237.95
MU85-16		Cruiser	Rear	SHINKO	777 H.D.	77H	27	87-4568	157.95	
MU85-16		Cruiser	Rear	SHINKO	777 H.D. W/W	77H	27	87-4569	175.95	
OFFROAD	17" WHEELS									
	2.25-17	Scooter	Front/Rear	MICHELIN	City Pro Reinf	38P	50	87-9300	\$43.95	
	2.25-17	Retro	Front	PIRELLI	City Demon	38P	62	871-5145	41.95	
	2.25-17	Moped	Front/Rear	SHINKO	SR714	33L	33	87-4540	26.95	
	2.50-17	Scooter	Front/Rear	MICHELIN	City Pro Reinf	43P	50	87-9301	45.95	
	2.50-17	Retro	Rear	PIRELLI	City Demon	43P	62	871-5146	43.95	
	2.50-17	ADV / Dual	Front/Rear	SHINKO	244 Series	38L	35	87-4402	37.95	
	2.50-17	ADV / Dual	Front/Rear	SHINKO	SR241	38L	35	87-4442	35.95	
	2.75-17	Scooter	Front/Rear	MICHELIN	City Pro Reinf	47P	50	87-9302	45.95	
	2.75-17	Retro	Rear	PIRELLI	City Demon	47P	62	871-5147	45.95	
	2.75-17	ADV / Dual	Front/Rear	SHINKO	SR241	47P	35	87-4443	38.95	
	3.00-17	ADV / Dual	Front/Rear	SHINKO	244 Series	45P	35	87-4403	43.95	
	3.00-17	ADV / Dual	Front/Rear	SHINKO	SR241	45P	35	87-4444	44.95	
	4.60-17	ADV / Dual	Rear	IRC	GP-110	62S	38	87-5660	99.95	
	4.60-17	ADV / Dual	Rear	IRC	GP1	62P	38	87-5680	90.95	
	ATV / UTV	4.60-17	ADV / Dual	Front/Rear	SHINKO	244 Series	62P	35	87-4404	67.95
4.60-17		ADV / Dual	Front/Rear	SHINKO	700 Series	62P	34	87-4395	73.95	
5.10-17		ADV / Dual	Rear	IRC	GP-110	67S	38	87-5662	110.95	
5.10-17		ADV / Dual	Rear	IRC	GP1	4PR	38	87-5681	107.95	
5.10-17		ADV / Dual	Front/Rear	SHINKO	244 Series	67P	35	87-4405	81.95	
5.10-17		ADV / Dual	Front/Rear	SHINKO	700 Series	67S	34	87-4396	84.95	
80/90-17		Scooter	Front/Rear	MICHELIN	City Pro Reinf	50S	50	87-9306	57.95	
100/80-17		Cruiser	Front	MICHELIN	Commander II	52H	43	87-9765	173.95	
100/80-17		Cruiser	Front	MICHELIN	Scorcher 11	52H	44	87-9416	190.95	
110/70R-17		Retro	Front	MICHELIN	Pilot Street	54H	42	87-9626	152.95	
110/70-17		Sport	Front	IRC	RX-01	54S	36	87-5450	55.95	
110/70-17		Sport	Front	PIRELLI	Sport Demon	54H	56	871-2086	168.95	
110/70-17		Sport	Front	SHINKO	SR740	54H	28	87-4460	67.95	
110/70R-17		Sport	Front	MICHELIN	Pilot Power 2CT	(54W)	40	87-9144	162.95	
110/70R-17		Sport	Front	MICHELIN	Pilot Power RS	(54W)	39	87-9120	184.95	
TUBES / ACCESSORIES		110/70R-17	Sport	Front	PIRELLI	Diablo Rosso II	54H	54	871-1130	144.95
	110/70R-17	Sport	Front	PIRELLI	Diablo Rosso II	54W	54	871-1131	154.95	
	110/70R-17	Sport	Front	PIRELLI	Diablo Rosso III	(54W)	53	871-1151	165.95	
	110/70R-17	Sport	Front	SHINKO	006 Podium	54V	24	87-4021	85.95	
	110/70R-17	Sport	Front	SHINKO	SR880	54V	24	87-4681	112.95	
	110/80-17	Retro	Front	MICHELIN	Pilot Activ	57V	45	87-9229	155.95	
	110/80-17	Sport Touring	Rear	PIRELLI	MT75	57S	57	871-2077	136.95	
	110/80-17	Sport	Front	PIRELLI	Sport Demon	57H	56	871-2084	168.95	
	110/80-17	Sport	Front	SHINKO	SR740	58V	28	87-4461	75.95	
	110/90-17	Retro	Rear	IRC	RS-310	60H	37	87-5328	99.95	
	120/60R-17	Sport Touring	Front	PIRELLI	Angel GT	(55W)	55	871-2201	206.95	
	120/60R-17	Sport Touring	Front	PIRELLI	Angel ST	(55W)	55	871-2001	132.95	
	120/60R-17	Sport	Front	MICHELIN	Pilot Power RS	(55W)	39	87-9121	186.95	
	120/60R-17	Sport	Front	MICHELIN	Pilot Power 2CT	(55W)	40	87-9145	165.95	
	TRAILER	INDEX								

TIRE REFERENCE

SIZE	PURPOSE	FRONT/REAR	BRAND	MODEL	LOAD/SPEED RATING	PAGE	WPS#	LIST
17" WHEELS (CONT'D...)								
120/60R-17	Sport	Front	MICHELIN	Road 5	(55W)	41	87-92801	229.95
120/60R-17	Sport	Front	PIRELLI	Diablo Rosso Corsa	(55W)	54	871-1010	192.95
120/60R-17	Sport	Front	PIRELLI	Diablo Rosso II	(55W)	54	871-1132	154.95
120/60R-17	Sport	Front	PIRELLI	Diablo Rosso III	(55W)	53	871-1152	174.95
120/60R-17	Sport	Front	SHINKO	005 Advance	55W	23	87-4011	86.95
120/60R-17	Sport	Front	SHINKO	006 Podium	55W	24	87-4022	86.95
120/60R-17	Sport	Front	SHINKO	009 Raven Radial	55W	21	87-4040	83.95
120/60R-17	Sport	Front	SHINKO	010 Apex Radial	55W	22	87-4060	95.95
120/60R-17	Sport	Front	SHINKO	011 Verge Radial	55W	21	87-4080	95.95
120/60R-17	Sport	Front	SHINKO	016 Verge 2X Radial	55W	20	87-4083	115.95
120/60R-17	Sport / Drag	Front	SHINKO	003 Stealth	55W	22	87-4000	110.95
120/60R-17	Sport / Drag	Front	SHINKO	003 U-Soft	55W	22	87-4000U	126.95
120/60R-17	Race Slick	Front	SHINKO	008 Race	55V	26	87-4051	118.95
120/65R-17	Sport	Front	MICHELIN	Pilot Power 2CT	(56W)	40	87-9147	167.95
120/65R-17	Sport	Front	PIRELLI	Diablo Rosso Corsa	(56W)	54	871-1012	206.95
120/70-17	Retro	Front	MICHELIN	Pilot Activ	58V	45	87-9234	184.95
120/70-17	Flat Track	Front/Rear	SHINKO	SR267 Junior	58M	30	87-4752S	119.95
120/70-17	Sport	Front	PIRELLI	Sport Demon	58H	56	871-2087	187.95
120/70R-17	Sport	Front	MICHELIN	Pilot Power	(58W)	40	87-9176	159.95
120/70R-17	Sport	Front	MICHELIN	Pilot Power 2CT	(58W)	40	87-9146	167.95
120/70R-17	Sport	Front	MICHELIN	Pilot Power RS	(58W)	39	87-9122	188.95
120/70R-17	Sport	Front	MICHELIN	Road 5	(58W)	41	87-92802	234.95
120/70R-17	Sport	Front	PIRELLI	Diablo	(58W)	56	871-1071	137.95
120/70R-17	Sport	Front	PIRELLI	Diablo Rosso Corsa	(58W)	54	871-1011	201.95
120/70R-17	Sport	Front	PIRELLI	Diablo Rosso Corsa II	(58W)	53	871-1171	202.95
120/70R-17	Sport	Front	PIRELLI	Diablo Rosso II	(58W)	54	871-1133	156.95
120/70R-17 "D Spec"	Sport	Front	PIRELLI	Diablo Rosso II	(58W)	54	871-1134	156.95
120/70R-17	Sport	Front	PIRELLI	Diablo Rosso III	(58W)	53	871-1153	174.95
120/70R-17 "D-Spec"	Sport	Front	PIRELLI	Diablo Rosso III	(58W)	53	871-1154	176.95
120/70R-17	Sport	Front	PIRELLI	Diablo SC V2	(58W)	52	871-1059	265.95
120/70R-17	Sport	Front	PIRELLI	Phantom Sportscomp	(58W)	57	871-2020	246.95
120/70R-17	Sport	Front	PIRELLI	Phantom Sportscomp	58V	57	871-2022	224.95
120/70R-17	Sport	Front	PIRELLI	Super Corsa V3	(58W)	52	871-1180	266.95
120/70R-17	Sport	Front	SHINKO	005 Advance	58W	23	87-4010	85.95
120/70R-17	Sport	Front	SHINKO	006 Podium	58W	24	87-4023	89.95
120/70R-17	Sport	Front	SHINKO	009 Raven Radial	58W	21	87-4041	82.95
120/70R-17	Sport	Front	SHINKO	010 Apex Radial	58W	22	87-4061	96.95
120/70R-17	Sport	Front	SHINKO	011 Verge Radial	58W	21	87-4081	96.95
120/70R-17	Sport	Front	SHINKO	016 Verge 2X Radial	58W	20	87-4084	116.95
120/70R-17	Sport / Drag	Front	SHINKO	003 Stealth	58W	22	87-4001	112.95
120/70R-17	Sport / Drag	Front	SHINKO	003 U-Soft	58W	22	87-4001U	125.95
120/70R-17	Sport Touring	Front	MICHELIN	Pilot Road 2	(58W)	42	87-9678	194.95
120/70R-17	Sport Touring	Front	MICHELIN	Pilot Road 3	(58W)	42	87-9778	220.95
120/70R-17	Sport Touring	Front	MICHELIN	Pilot Road 4 GT	(58W)	41	87-9938	248.95
120/70R-17	Sport Touring	Front	PIRELLI	Angel GT	(58W)	55	871-2202	210.95
120/70R-17 "A Spec"	Sport Touring	Front	PIRELLI	Angel GT	(58W)	55	871-2206	221.95
120/70R-17	Sport Touring	Front	PIRELLI	Angel ST	(58W)	55	871-2002	136.95
120/70R-17	ADV / Dual	Front	PIRELLI	MT60R	58V	65	871-6002	258.95
120/70R-17	ADV / Dual	Rear	PIRELLI	MT60R	58W	65	871-6008	272.95
120/70R-17	ADV / Dual	Front	SHINKO	705 Series	58H	34	87-4529	106.95
120/70R-17	Adventure Touring	Front	PIRELLI	Scorpion Rally Street	58V	64	871-7152	206.95
120/70R-17	Adventure Touring	Front	PIRELLI	Scorpion Trail II	(58W)	64	871-6061	226.95
120/70R-17	Race Slick	Front	SHINKO	008 Race	58V	26	87-4050	120.95
120/70R-17	Cruiser	Front	MICHELIN	Scorcher 21	56V	44	87-9421	190.95
120/80-17	Cruiser	Front	JRC	WF-920	61H	36	87-5520	105.95
120/90-17	Cruiser	Front	JRC	WF-920	64H	36	87-5521	105.95
120/90-17	Cruiser	Front	MICHELIN	Commander II	64S	43	87-9741	190.95
120/90-17	Cruiser	Front	PIRELLI	MT66 Route	64S	58	871-2036	121.95
120/90-17	Cruiser	Front	SHINKO	230 Tour Master	64H	28	87-4168	82.95
120/90-17	Cruiser	Front	SHINKO	777	64H	27	87-4560	111.95
120/90-17	Adventure Touring	Rear	MICHELIN	Anahee 3	64S	46	87-9844	237.95

TIRE REFERENCE

	SIZE	PURPOSE	FRONT/REAR	BRAND	MODEL	LOAD/SPEED RATING	PAGE	WPS#	LIST
	17" WHEELS (cont'd...)								
	120/90-17	ADV / Dual	Rear	PIRELLI	MT21	64R	67	871-6048	150.95
	120/90-17	ADV / Dual	Rear	PIRELLI	MT60R	64S	65	871-6001	238.95
	120/90-17	ADV / Dual	Rear	PIRELLI	MT90AT	64S	65	871-6014	188.95
	120/90-17	ADV / Dual	Front/Rear	SHINKO	705 Series	64H	34	87-4520	82.95
	130/60R-17	Sport	Front	SHINKO	006 Podium	59W	24	87-4024	108.95
	130/70-17	Sport	Rear	IRC	RX-01	62S	36	87-5460	79.95
	130/70-17	Sport	Rear	PIRELLI	Sport Demon	62H	56	871-2104	201.95
	130/70-17	Sport	Rear	SHINKO	SR741	62H	28	87-4468	90.95
	130/70R-17	Retro	Rear	MICHELIN	Pilot Street	62H	42	87-9621	162.95
	130/80-17	Adventure Touring	Rear	PIRELLI	MT60	65H	65	871-6029	199.95
	130/80-17	Retro	Rear	MICHELIN	Pilot Activ	65H	45	87-9215	203.95
	130/80-17	Sport	Rear	PIRELLI	Sport Demon	65H	56	871-2105	202.95
	130/80-17	Cruiser	Front	MICHELIN	Commander II	65H	43	87-9742	242.95
	130/80-17	Cruiser	Front	MICHELIN	Scorcher 31	65H	44	87-9431	247.95
	130/80-17	Cruiser	Front	PIRELLI	Night Dragon	62H	58	871-2135	220.95
	130/80-17	Cruiser	Front	SHINKO	777	65H	27	87-4566	116.95
	130/80-17	Cruiser	Front	SHINKO	777 W/W	65H	27	87-4567	132.95
	130/80-17	ADV / Dual	Front/Rear	SHINKO	705 Series	65H	34	87-4521	89.95
	130/80-17	ADV / Dual	Rear	SHINKO	805 Series	65T	34	87-4704	135.95
	130/80R-17	ADV / Dual	Rear	MICHELIN	Anakee Wild	65R	46	87-9114	203.95
	130/80R-17	Adventure Touring	Rear	MICHELIN	Anakee III	65H	46	87-9845	251.95
	130/80R-17	Adventure Touring	Rear	PIRELLI	Scorpion Trail II	65V	64	871-6072	240.95
	130/90-17	Retro	Rear	IRC	RS-310	68H	37	87-5332	124.95
	130/90-17	Retro	Rear	MICHELIN	Pilot Activ	68V	45	87-9212	218.95
	130/90-17	Cruiser	Rear	SHINKO	230 Tour Master	74V	28	87-4173	104.95
	130/90-17	ADV / Dual	Rear	PIRELLI	MT21	68P	67	871-6049	150.95
	130/90-17	ADV / Dual	Front/Rear	SHINKO	705 Series	68H	34	87-4522	96.95
	130/90-17	Sport	Rear	PIRELLI	Sport Demon	68V	56	871-2106	211.95
	130/90-17	Sport	Rear	SHINKO	712	68H	28	87-4153	92.95
	140/60R-17	Sport	Rear	SHINKO	006 Podium	63V	24	87-4030	121.95
	140/70-17	Sport	Rear	IRC	RX-01	66S	36	87-5463	101.95
	140/70-17	Sport	Rear	PIRELLI	Sport Demon	66H	56	871-2107	205.95
	140/70R-17	Sport	Rear	MICHELIN	Pilot Power RS	(66H)	39	87-9131	205.95
	140/70R-17	Sport	Rear	PIRELLI	Diablo Rosso II	66H	54	871-1140	178.95
	140/70R-17	Sport	Rear	SHINKO	SR881	66V	24	87-4686	148.95
	140/70R-17	Retro	Rear	MICHELIN	Pilot Street	66H	42	87-9622	168.95
	140/75R-17	Cruiser	Front	MICHELIN	Commander II	67V	43	87-9743	242.95
	140/75R-17	Cruiser	Front	MICHELIN	Scorcher 11	67V	44	87-9417	250.95
	140/75R-17	Cruiser	Front	PIRELLI	Night Dragon	67V	58	871-2136	234.95
	140/75R-17	Sport	Front	SHINKO	011 Verge Radial	67V	21	87-4079	140.95
	140/80-17	Cruiser	Front	MICHELIN	Commander II	69H	43	87-9763	285.95
	140/80-17	Cruiser	Front	PIRELLI	Night Dragon	69H	58	871-2137	258.95
	140/80-17	Cruiser	Front	SHINKO	777	69H	27	87-4561	132.95
	140/80-17	Cruiser	Front	SHINKO	777 W/W	69H	27	87-4562	154.95
	140/80-17	Retro	Rear	MICHELIN	Pilot Activ	69V	45	87-9213	221.95
	140/80-17	Sport	Rear	PIRELLI	Sport Demon	(69V)	56	871-2108	216.95
	140/80-17	ADV / Dual	Rear	PIRELLI	MT60R	69H	65	871-6004	238.95
	140/80-17	ADV / Dual	Front/Rear	SHINKO	705 Series	69H	34	87-4523	87.95
	140/80-17	ADV / Dual	Rear	SHINKO	805 Series	65R	34	87-4706	131.95
	140/80R-17	ADV / Dual	Rear	MICHELIN	Anakee Wild	69R	46	87-9115	254.95
	140/80R-17	Adventure Touring	Rear	MICHELIN	Anakee III	69H	46	87-9849	258.95
	140/80R-17	Adventure Touring	Rear	PIRELLI	Scorpion Trail II	69V	64	871-6073	247.95
	150/60R-17	Cruiser	Rear	MICHELIN	Scorcher 11	66W	44	87-9424	246.95
	150/60R-17	Sport	Rear	MICHELIN	Pilot Power 2CT	(66W)	40	87-9181	202.95
	150/60R-17	Sport	Rear	MICHELIN	Pilot Power RS	(66W)	39	87-9123	224.95
	150/60R-17	Sport	Rear	MICHELIN	Pilot Street Radial	66H	42	87-9627	181.95
	150/60R-17	Sport	Rear	PIRELLI	Diablo Rosso II	66W	54	871-1141	191.95
	150/60R-17	Sport	Rear	PIRELLI	Diablo Rosso III	(66W)	53	871-1161	217.95
	150/60R-17	Sport	Rear	SHINKO	006 Podium	66V	24	87-4031	123.95
	150/60R-17	Sport	Rear	SHINKO	010 Apex Radial	66W	22	87-4070	135.95
	150/60R-17	Sport / Drag	Rear	SHINKO	003 Stealth	59W	22	87-4004	149.95

TIRE REFERENCE

SIZE	PURPOSE	FRONT/REAR	BRAND	MODEL	LOAD/SPEED RATING	PAGE	WPS#	LIST
17" WHEELS (CONT'D...)								
150/60R-17	Race Slick	Rear	SHINKO	008 Race	66V	26	87-4055	154.95
150/70-17	Retro	Rear	MICHELIN	Pilot Activ	69V	45	87-9218	219.95
150/70-17	Dot Off-Road	Rear	PIRELLI	Scorpion Rally	69R	66	871-7138	221.95
150/70-17	Sport	Rear	PIRELLI	Sport Demon	69H	56	871-2109	218.95
150/70-17	Sport	Rear	SHINKO	712	69H	28	87-4155	93.95
150/70-17	Sport	Rear	SHINKO	SR741	69H	28	87-4465	104.95
150/70-17	ADV / Dual	Rear	SHINKO	805 Series	69Q	34	87-4701	149.95
150/70R-17	ADV / Dual	Rear	MICHELIN	Anahee Wild	69R	46	87-9111	300.95
150/70R-17	ADV / Dual	Rear	SHINKO	705 Series	69H	34	87-4536	124.95
150/70R-17	Adventure Touring	Rear	MICHELIN	Anahee III	69V	46	87-9848	278.95
150/70R-17	Adventure Touring	Rear	MICHELIN	Pilot Road 4 Trail	69V	41	87-9941	313.95
150/70R-17	Adventure Touring	Rear	PIRELLI	Scorpion Rally Street	69V	64	871-7159	222.95
150/70R-17	Adventure Touring	Rear	PIRELLI	Scorpion Trail II	69V	64	871-6075	263.95
150/70R-17	Sport Touring	Rear	PIRELLI	Angel GT	(69W)	55	871-2210	255.95
150/70R-17	Sport Touring	Rear	PIRELLI	Angel GT	(69W)	55	871-2220	242.95
150/70R-17	Sport	Rear	MICHELIN	Road 5	(69W)	41	87-92805	277.95
150/70R-17	Sport	Rear	PIRELLI	Phantom Sportscomp	69H	57	871-2025	269.95
150/70R-17	Cruiser	Rear	MICHELIN	Scorcher 11	69W	44	87-9425	261.95
150/80H-17	Cruiser	Front	SHINKO	230 Tour Master	72H	28	87-4166	124.95
150/80R-17	Cruiser	Front	SHINKO	SE890 Journey	63H	30	87-4660	169.95
160/60R-17	Cruiser	Rear	MICHELIN	Scorcher 21	69V	44	87-9438	253.95
160/60R-17	Sport	Rear	MICHELIN	Pilot Power 2CT	(69W)	40	87-9182	210.95
160/60R-17	Sport	Rear	MICHELIN	Pilot Power RS	(69W)	39	87-9124	233.95
160/60R-17	Sport	Rear	MICHELIN	Road 5	(69W)	41	87-92806	285.95
160/60R-17	Sport	Rear	PIRELLI	Diablo	(69W)	56	871-1075	167.95
160/60R-17	Sport	Rear	PIRELLI	Diablo Rosso Corsa	(69W)	54	871-1015	247.95
160/60R-17	Sport	Rear	PIRELLI	Diablo Rosso Corsa II	(69W)	53	871-1175	247.95
160/60R-17	Sport	Rear	PIRELLI	Diablo Rosso II	(69W)	54	871-1142	188.95
160/60R-17	Sport	Rear	PIRELLI	Diablo Rosso III	(69W)	53	871-1162	217.95
160/60R-17	Sport	Rear	PIRELLI	Pilot Road 2	(69W)	42	87-9682	
160/60R-17	Sport	Rear	SHINKO	005 Advance	69W	23	87-4014	\$122.95
160/60R-17	Sport	Rear	SHINKO	006 Podium	69W	24	87-4032	122.95
160/60R-17	Sport	Rear	SHINKO	009 Raven Radial	69W	21	87-4045	119.95
160/60R-17	Sport	Rear	SHINKO	010 Apex Radial	69W	22	87-4071	137.95
160/60R-17	Sport	Rear	SHINKO	011 Verge Radial	69W	21	87-4091	137.95
160/60R-17	Sport	Rear	SHINKO	016 Verge 2X Radial	69W	20	87-4085	184.95
160/60R-17	Sport / Drag	Rear	SHINKO	003 Stealth	69W	22	87-4003	150.95
160/60R-17	Race Slick	Rear	SHINKO	008 Race	69V	26	87-4056	161.95
160/60R-17	Sport Touring	Rear	PIRELLI	Angel GT	(69W)	55	871-2211	263.95
160/60R-17	Sport Touring	Rear	PIRELLI	Angel ST	(69W)	55	871-2011	170.95
160/60R-17	Adventure Touring	Rear	PIRELLI	Scorpion Trail II	(69W)	64	871-6077	260.95
160/60R-17	ADV / Dual	Rear	PIRELLI	MT60R	69H	65	871-6006	260.95
160/60R-17	ADV / Dual	Rear	PIRELLI	MT60R	69V	65	871-6005	286.95
160/70-17	Cruiser	Rear	MICHELIN	Commander II	73V	43	87-9758	290.95
160/70-17	Cruiser	Rear	MICHELIN	Scorcher 31	73V	44	87-9441	292.95
160/70-17	Cruiser	Rear	PIRELLI	Night Dragon GT Reinf	79V	58	871-2188	258.95
160/70-17	Cruiser	Rear	SHINKO	777 H.D.	79H	27	87-4601	157.95
160/70-17	Cruiser	Rear	SHINKO	777 H.D. W/W	79H	27	87-4602	169.95
170/60R-17	Adventure Touring	Rear	MICHELIN	Anahee III	72V	46	87-9843	286.95
170/60R-17	Adventure Touring	Rear	MICHELIN	Pilot Road 4 Trail	72V	41	87-9943	322.95
170/60R-17	Adventure Touring	Rear	PIRELLI	Scorpion Trail II	72V	64	871-6076	277.95
170/60R-17	Adventure Touring	Rear	PIRELLI	Scorpion Trail II	72V	64	871-6074	265.95
170/60R-17	Adventure Touring	Rear	PIRELLI	Scorpion Trail II	72W	64	871-6071	277.95
170/60R-17	Adventure Touring	Rear	PIRELLI	Scorpion Rally Street	72V	64	871-7160	304.95
170/60R-17	ADV / Dual	Rear	MICHELIN	Anahee Wild	72R	46	87-9110	323.95
170/60R-17	ADV / Dual	Rear	SHINKO	705 Series	58H	34	87-4530	147.95
170/60R-17	ADV / Dual	Rear	SHINKO	805	72H	34	87-4709	214.95
170/60R-17	Sport	Rear	MICHELIN	Pilot Power 2CT	(72W)	40	87-9183	212.95
170/60R-17	Sport	Rear	PIRELLI	Diablo Rosso II	(72W)	54	871-1143	202.95
170/60R-17	Sport	Rear	SHINKO	005 Advance	72W	23	87-4015	129.95
170/60R-17	Sport	Rear	SHINKO	006 Podium	72W	24	87-4033	129.95

TIRE REFERENCE

	SIZE	PURPOSE	FRONT/REAR	BRAND	MODEL	LOAD/SPEED RATING	PAGE	WPS#	LIST
	17" WHEELS (CONT'D...)								
	170/60R-17	Sport	Rear	SHINKO	009 Raven Radial	72W	21	87-4046	124.95
	170/60R-17	Sport	Rear	SHINKO	010 Apex Radial	72W	22	87-4072	139.95
	170/60R-17	Sport	Rear	SHINKO	011 Verge Radial	72W	21	87-4092	139.95
	170/60R-17	Sport / Drag	Rear	SHINKO	003 Stealth	72W	22	87-4006	160.95
	170/60R-17	Sport Touring	Rear	MICHELIN	Pilot Road 4 GT	(72W)	41	87-9933	309.95
	170/60R-17	Sport Touring	Rear	PIRELLI	Angel GT	(72W)	55	871-2212	263.95
	170/60R-17	Cruiser	Rear	PIRELLI	Night Dragon	78V	58	871-2172	322.95
	170/60R-17	Dot Off-Road	Rear	PIRELLI	Scorpion Rally	72T	66	871-7139	308.95
	180/55R-17	Sport	Rear	MICHELIN	Pilot Power	(73W)	40	87-9164	204.95
	180/55R-17	Sport	Rear	MICHELIN	Pilot Power 2CT	(73W)	40	87-9184	215.95
	180/55R-17	Sport	Rear	MICHELIN	Pilot Power RS	(73W)	39	87-9125	241.95
	180/55R-17	Sport	Rear	MICHELIN	Road 5	(73W)	41	87-92807	300.95
	180/55R-17	Sport	Rear	PIRELLI	Diablo	(73W)	56	871-1076	177.95
	180/55R-17	Sport	Rear	PIRELLI	Diablo Rosso II	(73W)	54	871-1144	203.95
	180/55R-17	Sport	Rear	PIRELLI	Diablo Rosso III	(73W)	53	871-1164	223.95
	180/55R-17	Sport	Rear	PIRELLI	Diablo Rosso Corsa	(73W)	54	871-1016	259.95
	180/55R-17	Sport	Rear	PIRELLI	Diablo Rosso Corsa II	(73W)	53	871-1176	259.95
	180/55R-17	Sport	Rear	PIRELLI	Diablo SC V2	(73W)	52	871-1053	315.95
	180/55R-17	Sport	Rear	PIRELLI	Phantom Sportscomp	(73W)	57	871-2027	304.95
	180/55R-17	Sport	Rear	PIRELLI	Phantom Sportscomp	73V	57	871-2026	275.95
	180/55R-17	Sport	Rear	SHINKO	005 Advance	73W	23	87-4016	124.95
	180/55R-17	Sport	Rear	SHINKO	005 Advance Smoke Bomb Blue	73W	23	87-4670B	256.95
	180/55R-17	Sport	Rear	SHINKO	005 Advance Smoke Bomb Red	73W	23	87-4670R	256.95
	180/55R-17	Sport	Rear	SHINKO	006 Podium	73W	24	87-4034	132.95
	180/55R-17	Sport	Rear	SHINKO	009 Raven Radial	73W	21	87-4047	122.95
	180/55R-17	Sport	Rear	SHINKO	010 Apex Radial	73W	22	87-4073	134.95
	180/55R-17	Sport	Rear	SHINKO	011 Verge Radial	73W	21	87-4093	154.95
	180/55R-17	Sport	Rear	SHINKO	016 Verge 2X Radial	73W	20	87-4097	199.95
	180/55R-17	Sport / Drag	Rear	SHINKO	003 Stealth	73W	22	87-4007	170.95
	180/55R-17	Sport / Drag	Rear	SHINKO	003 U-Soft	73W	22	87-4007U	190.95
	180/55R-17	Race Slick	Rear	SHINKO	008 Race	73V	26	87-4058	177.95
	180/55R-17	Drag	Rear	SHINKO	Hook-Up	73W	25	87-4650	202.95
	180/55R-17	Sport Touring	Rear	MICHELIN	Pilot Road 2	(73W)	42	87-9684	249.95
	180/55R-17	Sport Touring	Rear	MICHELIN	Pilot Road 4 GT	(73W)	41	87-9934	319.95
	180/55R-17	Sport Touring	Rear	PIRELLI	Angel GT	(73W)	55	871-2213	274.95
	180/55R-17 "A Spec"	Sport Touring	Rear	PIRELLI	Angel GT	(73W)	55	871-2214	294.95
	180/55R-17	Sport Touring	Rear	PIRELLI	Angel ST	(73W)	55	871-2013	181.95
	180/55R-17	Cruiser	Rear	MICHELIN	Scorcher 11	73W	44	87-9426	379.95
	180/55R-17	ADV / Dual	Rear	PIRELLI	MT60R	73H	65	871-6007	262.95
	180/55R-17	ADV / Dual	Rear	PIRELLI	MT60R	(73W)	65	871-6009	301.95
	180/55R-17	Adventure Touring	Rear	PIRELLI	Scorpion Rally Street	73V	64	871-7157	323.95
	180/55R-17	Adventure Touring	Rear	PIRELLI	Scorpion Trail II	(73W)	64	871-6079	283.95
	180/60-17	Cruiser	Rear	MICHELIN	Scorcher 31	75V	44	87-9442	320.95
	180/60-17	Cruiser	Rear	PIRELLI	Night Dragon	75V	58	871-2173	311.95
	180/60-17	Cruiser	Rear	PIRELLI	Night Dragon Reinf	81H	58	871-2164	326.95
	180/60R-17	Sport	Rear	MICHELIN	Pilot Power RS	(75W)	39	87-9126	246.95
	180/60R-17	Sport	Rear	PIRELLI	Diablo Rosso II	(75W)	54	871-1145	221.95
	180/60R-17	Sport	Rear	PIRELLI	Diablo Rosso III	(75W)	53	871-1168	238.95
	180/60R-17	Sport	Rear	PIRELLI	Diablo Rosso Corsa	(75W)	54	871-1014	282.95
	180/60R-17	Sport	Rear	PIRELLI	Diablo Rosso Corsa II	(75W)	53	871-1174	283.95
	180/60R-17	Sport	Rear	PIRELLI	Diablo SC V2	(75W)	52	871-1054	325.95
	190/50R-17	Sport	Rear	MICHELIN	Pilot Power	(73W)	40	87-9166	239.95
	190/50R-17	Sport	Rear	MICHELIN	Pilot Power 2CT	(73W)	40	87-9186	251.95
	190/50R-17	Sport	Rear	MICHELIN	Pilot Power RS	(73W)	39	87-9127	282.95
	190/50R-17	Sport	Rear	MICHELIN	Road 5	(73W)	41	87-92808	326.95
	190/50R-17	Sport	Rear	PIRELLI	Diablo	(73W)	56	871-1077	208.95
	190/50R-17	Sport	Rear	PIRELLI	Diablo Rosso Corsa	(73W)	54	871-1017	293.95
	190/50R-17	Sport	Rear	PIRELLI	Diablo Rosso II	(73W)	54	871-1146	233.95
	190/50R-17	Sport	Rear	PIRELLI	Diablo Rosso III	(73W)	53	871-1166	262.95

TIRE REFERENCE

SIZE	PURPOSE	FRONT/REAR	BRAND	MODEL	LOAD/SPEED RATING	PAGE	WPS#	LIST
17" WHEELS (CONT'D...)								
190/50R-17	Sport	Rear	PIRELLI	Diablo Rosso Corsa II	(73W)	53	871-1177	294.95
190/50R-17	Sport	Rear	PIRELLI	Diablo SC V2	(75W)	52	871-1061	333.95
190/50R-17	Sport	Rear	SHINKO	005 Advance	73W	23	87-4017	127.95
190/50R-17	Sport	Rear	SHINKO	005 Advance Smoke Bomb blue	73W	23	87-4671B	256.95
190/50R-17	Sport	Rear	SHINKO	005 Advance Smoke Bomb red	73W	23	87-4671R	256.95
190/50R-17	Sport	Rear	SHINKO	009 Raven Radial	73W	21	87-4048	126.95
190/50R-17	Sport	Rear	SHINKO	010 Apex Radial	73W	22	87-4074	138.95
190/50R-17	Sport	Rear	SHINKO	011 Verge Radial	73W	21	87-4094	159.95
190/50R-17	Sport	Rear	SHINKO	016 Verge 2X Radial	73W	20	87-4098	198.95
190/50R-17	Sport / Drag	Rear	SHINKO	003 Stealth	73W	22	87-4008	179.95
190/50R-17	Sport / Drag	Rear	SHINKO	003 U-Soft	73W	22	87-4008U	201.95
190/50R-17	Drag	Rear	SHINKO	Hook-Up	73W	25	87-4651	214.95
190/50R-17	Drag	Rear	SHINKO	Hook-Up Pro	73W	25	87-4651P	249.95
190/50R-17	Race Slick	Rear	SHINKO	008 Race	73V	26	87-4059	184.95
190/50R-17	Sport Touring	Rear	MICHELIN	Pilot Road 2	(73W)	42	87-9685	270.95
190/50R-17	Sport Touring	Rear	MICHELIN	Pilot Road 4 GT	(73W)	41	87-9935	345.95
190/50R-17	Sport Touring	Rear	PIRELLI	Angel GT	(73W)	55	871-2215	292.95
190/50R-17 "A Spec"	Sport Touring	Rear	PIRELLI	Angel GT	(73W)	55	871-2217	301.95
190/50R-17	Sport Touring	Rear	PIRELLI	Angel ST	(73W)	55	871-2015	200.95
190/55R-17	Sport	Rear	MICHELIN	Pilot Power 2CT	(75W)	40	87-9189	262.95
190/55R-17	Sport	Rear	MICHELIN	Pilot Power RS	(75W)	39	87-9128	294.95
190/55R-17	Sport	Rear	MICHELIN	Road 5	(75W)	41	87-92809	338.95
190/55R-17	Sport	Rear	PIRELLI	Diablo Rosso Corsa	(75W)	54	871-1018	315.95
190/55R-17	Sport	Rear	PIRELLI	Diablo Rosso Corsa II	(75W)	53	871-1178	316.95
190/55R-17	Sport	Rear	PIRELLI	Diablo Rosso II	(75W)	54	871-1147	236.95
190/55R-17	Sport	Rear	PIRELLI	Diablo Rosso III	(75W)	53	871-1167	271.95
190/55R-17	Sport	Rear	PIRELLI	Diablo SC V2	(75W)	52	871-1055	399.95
190/55R-17	Sport	Rear	SHINKO	010 Apex Radial	75W	22	87-4075	149.95
190/55R-17	Sport	Rear	SHINKO	016 Verge 2X Radial	73W	20	87-4086	199.95
190/55R-17	Sport Touring	Rear	MICHELIN	Pilot Road 4 GT	(75W)	41	87-9930	359.95
190/55R-17	Sport Touring	Rear	PIRELLI	Angel GT	(75W)	55	871-2216	299.95
190/55R-17 "A Spec"	Sport Touring	Rear	PIRELLI	Angel GT	(75W)	55	871-2219	314.95
190/55R-17 "D Spec"	Sport Touring	Rear	PIRELLI	Angel GT	(75W)	55	871-2209	314.95
190/55R-17	Sport Touring	Rear	PIRELLI	Angel ST	(75W)	55	871-2016	206.95
190/55R-17	Adventure Touring	Rear	PIRELLI	Scorpion Trail II	(75W)	64	871-6078	316.95
200/50R-17	Sport	Rear	PIRELLI	Diablo Rosso II	(75W)	54	871-1149	258.95
200/50R-17	Sport	Rear	SHINKO	005 Advance	75W	23	87-4018	144.95
200/50R-17	Sport	Rear	SHINKO	009 Raven Radial	75W	21	87-4049	154.95
200/50R-17	Sport	Rear	SHINKO	010 Apex Radial	75W	22	87-4076	165.95
200/50R-17	Sport	Rear	SHINKO	011 Verge Radial	75W	21	87-4095	165.95
200/50R-17	Sport	Rear	SHINKO	016 Verge 2X Radial	75W	20	87-4099	211.95
200/50R-17	Drag	Rear	SHINKO	Hook-Up	75W	25	87-4652	232.95
200/50R-17	Drag	Rear	SHINKO	Hook-Up Pro	75W	25	87-4652P	259.95
200/50R-17	Sport / Drag	Rear	SHINKO	003 Stealth	75W	22	87-4009	194.95
200/50R-17	Sport / Drag	Rear	SHINKO	003 U-Soft	75W	22	87-4009U	210.95
200/55R-17	Cruiser	Rear	MICHELIN	Commander II	78V	43	87-9759	279.95
200/55R-17	Cruiser	Rear	MICHELIN	Scorcher 11	78V	44	87-9427	304.95
200/55R-17	Cruiser	Rear	PIRELLI	Night Dragon GT	78V	58	871-2185	281.95
200/55R-17	Sport	Rear	MICHELIN	Pilot Power RS	(78W)	39	87-9129	305.95
200/55R-17	Sport	Rear	PIRELLI	Diablo Rosso Corsa	(78W)	54	871-1019	327.95
200/55R-17	Sport	Rear	PIRELLI	Diablo Rosso Corsa II	(78W)	53	871-1179	328.95
200/55R-17	Sport	Rear	PIRELLI	Diablo Rosso III	(78W)	53	871-1169	288.95
200/55R-17	Sport	Rear	PIRELLI	Diablo SC V2	(78W)	52	871-1052	424.95
200/55R-17	Sport	Rear	SHINKO	011 Verge Radial	67V	21	87-4087	189.95
200/60R-17		Rear	PIRELLI	Super Corsa V3	(80W)	52	871-1189	429.95
240/45R-17	Sport	Rear	MICHELIN	Pilot Power RS	(82W)	39	87-9119	316.95
240/45R-17	Sport	Rear	PIRELLI	Diablo Rosso II	(82W)	54	871-1148	281.95

TIRE REFERENCE

	SIZE	PURPOSE	FRONT/REAR	BRAND	MODEL	LOAD/SPEED RATING	PAGE	WPS#	LIST
STREET	17" WHEELS (cont'd...)								
	26"x7"-17	Drag	Rear	SHINKO	Reactor II Drag Slick		26	87-4656	177.95
V-TWIN	18" WHEELS								
	2.75-18	Scooter	Front	MICHELIN	City Pro Reinf	48S	50	87-9307	\$49.95
	2.75-18	ADV / Dual	Front/Rear	SHINKO	SR241	42P	35	87-4453	44.95
	3.00-18	Cruiser	Front	IRC	GS-11	47S	37	87-5363	67.95
	3.00-18	Cruiser	Front	PIRELLI	MT66 Route	47S	58	871-2039	112.95
	3.00-18	Retro	Rear	PIRELLI	City Demon	52P	62	871-5148	88.95
	3.00-18	ADV / Dual	Front/Rear	SHINKO	244 Series	47L	35	87-4406	45.95
	3.00-18	ADV / Dual	Front/Rear	SHINKO	SR241	47P	35	87-4454	48.95
	3.00-18	Sport	Front	SHINKO	712	55H	28	87-4157	56.95
	3.50-18	Cruiser	Rear	IRC	GS-11	S	37	87-5381	77.95
	3.50-18	ADV / Dual	Front/Rear	SHINKO	244 Series	62P	35	87-4407	59.95
	3.50-18	ADV / Dual	Front/Rear	SHINKO	SR241	56P	35	87-4445	63.95
	3.50-18	Sport	Rear	SHINKO	712	60H	28	87-4158	62.95
	4.00-18	Cruiser	Rear	IRC	GS-11	64H	37	87-5383	93.95
	4.00-18	Retro	Rear	MICHELIN	Pilot Activ	64H	45	87-9211	188.95
	4.00-18	Retro	Front/Rear	SHINKO	270	64H	29	87-4624	102.95
	4.00-18	Retro	Front/Rear	SHINKO	270 W/W	64H	29	87-4626	116.95
	4.00-18	Dot Off-Road	Rear	PIRELLI	MT43	64P	65	871-7143	128.95
	4.00-18	ADV / Dual	Front/Rear	SHINKO	SR241	64P	35	87-4450	74.95
	4.10-18	ADV / Dual	Rear	IRC	GP1	59P	38	87-5685	75.95
	4.10-18	ADV / Dual	Rear	IRC	GP-110	59S	38	87-5665	93.95
	4.10-18	ADV / Dual	Front/Rear	SHINKO	244 Series	60S	35	87-4408	61.95
	4.10-18	ADV / Dual	Front/Rear	SHINKO	705 Series	59P	34	87-4525	76.95
	4.50-18	Retro	Front/Rear	SHINKO	270	70H	29	87-4628	113.95
	4.50-18	Retro	Front/Rear	SHINKO	270 W/W	70H	29	87-4632	125.95
	4.60-18	ADV / Dual	Rear	IRC	GP1	63P	38	87-5686	96.95
	4.60-18	ADV / Dual	Rear	IRC	GP-110	63S	38	87-5666	105.95
	4.60-18	ADV / Dual	Front/Rear	SHINKO	244 Series	63P	35	87-4409	69.95
	4.60-18	ADV / Dual	Front/Rear	SHINKO	700 Series	63S	34	87-4397	78.95
	5.10-18	ADV / Dual	Rear	IRC	GP1	4PR	38	87-5687	107.95
	5.10-18	ADV / Dual	Rear	IRC	GP-110	69S	38	87-5667	121.95
	5.10-18	ADV / Dual	Front/Rear	SHINKO	244 Series	69P	35	87-4410	85.95
	90/90-18	Scooter	Front/Rear	MICHELIN	City Pro Reinf	57P	50	87-9308	59.95
	90/90-18	Retro	Front	IRC	RS-310	51H	37	87-5309	101.95
	90/90-18	Retro	Front	MICHELIN	Pilot Activ	51H	45	87-9230	158.95
	100/90-18	Retro	Front	IRC	RS-310	56H	37	87-5305	100.95
	100/90-18	Retro	Front	MICHELIN	Pilot Activ	56V	45	87-9236	180.95
	100/90-18	Cruiser	Front	PIRELLI	MT66 Route	56H	58	871-2038	93.95
	100/90-18	Cruiser	Front	SHINKO	230 Tour Master	56V	28	87-4160	75.95
	100/90-18	Sport	Front	PIRELLI	Phantom Sportscomp	65H	57	871-2021	167.95
	100/90-18	Sport	Front	PIRELLI	Sport Demon	56H	56	871-2091	167.95
	100/90-18	Sport	Front	SHINKO	712	56H	28	87-4140	66.95
	100/90-18	Sport	Rear	SHINKO	712	56H	28	87-4156	67.95
	100/90-18	Adventure Touring	Front	PIRELLI	Scorpion Trail II	56V	64	871-6062	168.95
	100/100-18	Dot Off-Road	Rear	MICHELIN	AC10	59R	47	87-9370	125.95
	110/80-18	Adventure Touring	Rear	MICHELIN	Anakee Wild	58S	46	87-91010	197.95
	110/80-18	Retro	Front	MICHELIN	Pilot Activ	58V	45	87-9239	175.95
	110/80-18	ADV / Dual	Rear	PIRELLI	MT21	58P	67	871-6052	135.95
	110/80-18	ADV / Dual	Rear	PIRELLI	MT90AT	58S	65	871-6015	189.95
	110/80R-18	ADV / Dual	Front	PIRELLI	MT60R	58H	65	871-6003	221.95
	110/80-18	Sport	Front	PIRELLI	Sport Demon	58V	56	871-2092	167.95
	110/80R-18	Sport Touring	Front	PIRELLI	Angel GT	(58W)	55	871-2204	204.95
	110/90-18	Retro	Front	IRC	RS-310	61H	37	87-5306	100.95
	110/90-18	Retro	Rear	IRC	RS-310	61H	37	87-5338	105.95
	110/90-18	Retro	Front	MICHELIN	Pilot Activ	61V	45	87-9240	188.95
	110/90-18	Cruiser	Front	MICHELIN	Commander II	61H	43	87-9761	218.95
	110/90-18	Cruiser	Front	SHINKO	230 Tour Master	61V	28	87-4162	83.95
	110/90-18	Sport	Front	PIRELLI	Sport Demon	61V	56	871-2093	180.95
	110/90-18	Sport	Rear	PIRELLI	Sport Demon	61H	56	871-2113	179.95
	110/90-18	Sport	Rear	SHINKO	712	61H	28	87-4150	66.95

TIRE REFERENCE

SIZE	PURPOSE	FRONT/REAR	BRAND	MODEL	LOAD/SPEED RATING	PAGE	WPS#	LIST
18" WHEELS (CONT'D...)								
110/90R-18	ADV / Dual	Front/Rear	SHINKO	255 Trials	61L	35	87-4290	104.95
110/100-18	Dot Off-Road	Rear	MICHELIN	AC10	64R	47	87-9444	123.95
110/100-18	Dot Off-Road	Rear	PIRELLI	Scorpion XCMH	64M	67	871-7105	119.95
120/70R-18	Sport Touring	Front	MICHELIN	Pilot Road 4 GT	(59W)	41	87-9937	251.95
120/70R-18	Sport Touring	Front	PIRELLI	Angel GT	(58W)	55	871-2203	218.95
120/70R-18	Cruiser	Front	MICHELIN	Scorcher 11	59W	44	87-9418	255.95
120/70R-18	Cruiser	Front	MICHELIN	Scorcher 11	59W	44	87-9419	265.95
120/70R-18	Adventure Touring	Front	PIRELLI	MT60 RS	59W	65	871-6100	259.95
120/70R-18	Adventure Touring	Front	PIRELLI	Scorpion Rally Street	59V	64	871-7153	210.95
120/70R-18	Sport	Front	SHINKO	011 Verge Radial	59W	21	87-4082	102.95
120/80-18	Adventure Touring	Rear	MICHELIN	Anakee Wild	62S	46	87-91011	201.95
120/80-18	ADV / Dual	Rear	PIRELLI	MT21	62R	67	871-6053	146.95
120/80-18	ADV / Dual	Rear	PIRELLI	MT90AT	62S	65	871-6016	197.95
120/80-18	ADV / Dual	Front/Rear	SHINKO	705 Series	62H	34	87-4526	83.95
120/80-18	Sport	Rear	PIRELLI	Sport Demon	62H	56	871-2114	183.95
120/90-18	Retro	Rear	IRC	RS-310	65H	37	87-5339	119.95
120/90-18	Retro	Rear	MICHELIN	Pilot Activ	65V	45	87-9220	200.95
120/90-18	Cruiser	Front	IRC	WF-920	65H	36	87-5522	105.95
120/90-18	Cruiser	Rear	PIRELLI	MT66 Route	65H	58	871-2066	129.95
120/90-18	Cruiser	Front	SHINKO	230 Tour Master	65V	28	87-4164	89.95
120/90-18	Cruiser	Rear	SHINKO	230 Tour Master	71V	28	87-4170	105.95
120/90-18	Cruiser	Front	SHINKO	777	65H	27	87-4563	115.95
120/90-18	Dot Off-Road	Rear	MICHELIN	AC10	65R	47	87-9377	131.95
120/90-18	Dot Off-Road	Rear	PIRELLI	Scorpion Pro	65M	66	871-7126	136.95
120/90-18	Sport	Rear	PIRELLI	Sport Demon	65V	56	871-2115	198.95
120/90-18	Sport	Rear	SHINKO	712	65H	28	87-4151	76.95
120/90-18	ADV / Dual	Rear	PIRELLI	MT21	65R	67	871-6054	150.95
120/90-18	ADV / Dual	Rear	SHINKO	805 Series	69Q	34	87-4707	99.95
120/90R-18	ADV / Dual	Front/Rear	SHINKO	255 Trials	65M	35	87-4292	118.95
120/100-18	Dot Off-Road	Rear	PIRELLI	Scorpion XCMH	68M	67	871-7106	126.95
130/70-18	Cruiser	Front	MICHELIN	Commander II	63H	43	87-9746	281.95
130/70-18	Cruiser	Front	MICHELIN	Scorcher 31	63H	44	87-9432	284.95
130/70-18	Cruiser	Front	PIRELLI	Night Dragon	63H	58	871-2140	255.95
130/70-18	Cruiser	Front	SHINKO	777	69H	27	87-4616	114.95
130/70-18	Cruiser	Front	SHINKO	777 W/W	69H	27	87-4617	128.95
130/70-18	Cruiser	Front	SHINKO	SR733	63H	28	87-4470	104.95
130/70-18	Retro	Rear	MICHELIN	Pilot Activ	63H	45	87-9219	189.95
130/70-18	Sport	Rear	PIRELLI	Sport Demon	63H	56	871-2116	199.95
130/70R-18	Sport	Front	SHINKO	005 Advance	63V	23	87-4012	129.95
130/70R-18	Cruiser	Front	PIRELLI	Night Dragon	63V	58	871-2139	261.95
130/70R-18	Cruiser	Front	SHINKO	SE890 Journey	63H	30	87-4661	151.95
130/80-18	Adventure Touring	Rear	MICHELIN	Anakee Wild	66S	46	87-9109	205.95
130/80-18	Retro	Rear	MICHELIN	Pilot Activ	66V	45	87-9210	222.95
130/80-18	Sport	Rear	PIRELLI	Sport Demon	66V	56	871-2118	189.95
130/80-18	ADV / Dual	Front/Rear	SHINKO	700 Series	66S	34	87-4398	85.95
130/80-18	Scooter	Front	SHINKO	SR428	78J	30	87-4483	85.95
130/90-18	Retro	Rear	IRC	RS-310	69H	37	87-5340	124.95
130/90-18	ADV / Dual	Rear	PIRELLI	MT21	69R	67	871-6055	150.95
130/90-18	Cruiser	Rear	SHINKO	230 Tour Master	69V	28	87-4174	108.95
140/60R-18	Sport	Rear	SHINKO	006 Podium	64V	24	87-4036	122.95
140/70-18	Cruiser	Front	PIRELLI	Night Dragon Reinf	73H	58	871-2138	299.95
140/70-18	Cruiser	Rear	SHINKO	777 H.D.	72H	27	87-4610	118.95
140/70-18	Cruiser	Rear	SHINKO	777 H.D. W/W	72H	27	87-4611	130.95
140/70-18	Sport	Rear	PIRELLI	Sport Demon	67V	56	871-2117	217.95
140/70-18	Sport	Rear	SHINKO	SR741	63V	28	87-4466	104.95
140/80-18	Adventure Touring	Rear	MICHELIN	Anakee Wild	70R	46	87-9113	214.95
140/80-18	ADV / Dual	Rear	PIRELLI	MT21	70R	67	871-6056	150.95
140/80-18	ADV / Dual	Rear	PIRELLI	MT90AT	70S	65	871-6017	214.95
140/80-18	Dot Off-Road	Rear	MICHELIN	Desert Race	70R	47	87-9527	308.95
140/80-18	Dot Off-Road	Rear	PIRELLI	Scorpion Pro	70M	66	871-7127	143.95
140/80-18	Dot Off-Road	Rear	PIRELLI	Scorpion Rally	70R	66	871-7137	184.95

Continued on the next page

TIRE REFERENCE

	SIZE	PURPOSE	FRONT/REAR	BRAND	MODEL	LOAD/SPEED RATING	PAGE	WPS#	LIST
	18" WHEELS (cont'd...)								
	140/80-18	Dot Off-Road	Rear	PIRELLI	Scorpion XCMH	70M	67	871-7107	147.95
	150/60R-18	Sport	Rear	SHINKO	006 Podium	67V	24	87-4037	134.95
	150/70-18	Adventure Touring	Rear	MICHELIN	Anakee Wild	70R	46	87-91012	302.95
	150/70-18	Cruiser	Rear	MICHELIN	Commander II	76H	43	87-9752	323.95
	150/70-18	Cruiser	Rear	PIRELLI	Night Dragon Reinf	76H	58	871-2167	307.95
	150/70-18	Cruiser	Rear	SHINKO	777 H.D.	76H	27	87-4612	126.95
	150/70-18	Cruiser	Rear	SHINKO	777 H.D. W/W	76H	27	87-4613	139.95
	150/70-18	ADV / Dual	Rear	SHINKO	805 Series	70Q	34	87-4705	169.95
	150/70R-18	ADV / Dual	Rear	PIRELLI	MT90AT	70V	65	871-6018	228.95
	150/70R-18	ADV / Dual	Rear	SHINKO	705 Series	70V	34	87-4537	150.95
	150/70R-18	Adventure Touring	Rear	PIRELLI	Scorpion Rally Street	70V	64	871-7158	229.95
	150/70R-18	Adventure Touring	Rear	PIRELLI	Scorpion Trail II	70V	64	871-6090	260.95
	160/60R-18	Sport Touring	Rear	MICHELIN	Pilot Road 3	(70W)	42	87-9786	271.95
	160/60R-18	Sport Touring	Rear	PIRELLI	Angel GT	(70W)	55	871-2218	241.95
	160/60R-18	Cruiser	Front	MICHELIN	Scorcher 11	70V	44	87-9415	295.95
	170/60R-18	Sport	Rear	SHINKO	006 Podium	73V	24	87-4038	141.95
	180/55-18	Cruiser	Rear	MICHELIN	Commander II	80H	43	87-9767	337.95
	180/55-18	Cruiser	Rear	PIRELLI	Night Dragon GT Reinf	80H	58	871-2187	328.95
	180/55-18	Cruiser	Rear	SHINKO	777 H.D.	84H	27	87-4608	182.95
	180/55-18	Cruiser	Rear	SHINKO	777 H.D. W/W	84H	27	87-4609	195.95
	180/55R-18	Cruiser	Rear	PIRELLI	Night Dragon	(74W)	58	871-2168	325.95
	180/55R-18	Sport / Drag	Rear	SHINKO	003 Stealth	74W	22	87-4005	191.95
	200/50R-18	Cruiser	Rear	PIRELLI	Night Dragon GT Reinf	82H	58	871-2190	328.95
	200/50R-18	Sport	Rear	SHINKO	011 Verge Radial	76V	21	87-4096	178.95
	240/40R-18	Cruiser	Rear	MICHELIN	Commander II	79V	43	87-9769	361.95
	240/40R-18	Cruiser	Rear	MICHELIN	Scorcher 11	79V	44	87-9428	374.95
	240/40R-18	Cruiser	Rear	PIRELLI	Night Dragon	(79V)	58	871-2169	346.95
	240/40R-18	Sport	Rear	PIRELLI	Diablo	(79W)	56	871-1079	242.95
	240/40R-18	Sport	Rear	SHINKO	005 Advance	79V	23	87-4019	214.95
	300/35R-18	Sport	Rear	SHINKO	011 Verge Radial	78V	21	87-4089	284.95
	19" WHEELS								
	2.75-19	ADV / Dual	Front/Rear	SHINKO	244 Series	43P	35	87-4411	\$41.95
	2.75-19	ADV / Dual	Front/Rear	SHINKO	SR241	43P	35	87-4446	43.95
	3.00-19	Cruiser	Front	IRC	WF-920	49H	36	87-5524	99.95
	3.25-19	Cruiser	Front	IRC	GS-11	54H	37	87-5367	79.95
	3.25-19	Retro	Front	MICHELIN	Pilot Activ	54H	45	87-9245	151.95
	3.50-19	ADV / Dual	Front/Rear	SHINKO	SR241	57P	35	87-4449	67.95
	4.00-19	Retro	Front	SHINKO	Super Classic	61H	29	87-4622	107.95
	4.00-19	Retro	Front	SHINKO	Super Classic W/W	61H	29	87-4623	115.95
	90/90-19	Cruiser	Front	PIRELLI	MT66 Route	52H	58	871-2046	150.95
	100/90-19	Retro	Front	IRC	RS-310	57H	37	87-5307	100.95
	100/90-19	Retro	Front	MICHELIN	Pilot Activ	57V	45	87-9244	171.95
	100/90-19	Retro	Front	SHINKO	240	63H	29	87-4115	87.95
	100/90-19	Retro	Front	SHINKO	240 W/W	63H	29	87-4116	101.95
	100/90-19	Cruiser	Front	IRC	WF-920	57H	36	87-5540	99.95
	100/90-19	Cruiser	Front	MICHELIN	Commander II	57H	43	87-9744	184.95
	100/90-19	Cruiser	Front	MICHELIN	Scorcher 31	57H	44	87-9433	191.95
	100/90-19	Cruiser	Front	PIRELLI	MT66 Route	57H	58	871-2042	100.95
	100/90-19	Cruiser	Front	PIRELLI	MT66 Route	57S	58	871-2043	97.95
	100/90-19	Cruiser	Front	PIRELLI	Night Dragon	57H	58	871-2142	176.95
	100/90-19	Cruiser	Front	SHINKO	230 Tour Master	57V	28	87-4161	79.95
	100/90-19	Cruiser	Front	SHINKO	777 H.D.	61H	27	87-4587	73.95
	100/90-19	Cruiser	Front	SHINKO	777 H.D. Reflector	61H	27	87-4801	89.95
	100/90-19	Cruiser	Front	SHINKO	777 H.D. W/W	61H	27	87-4588	85.95
	100/90-19	Cruiser	Front	SHINKO	SR733	57H	28	87-4471	76.95
	100/90-19	Dot Off-Road	Rear	MICHELIN	AC10	57R	47	87-9372	134.95
	100/90-19	Adventure Touring	Front	PIRELLI	MT60	57H	65	871-6028	189.95
	100/90-19	Adventure Touring	Front	PIRELLI	Scorpion Rally Street	57V	64	871-7154	177.95
	100/90-19	Adventure Touring	Front	PIRELLI	Scorpion Trail II	57V	64	871-6066	201.95
	100/90-19	Sport	Front	PIRELLI	Sport Demon	57V	56	871-2096	181.95
	100/90-19	Sport	Front	SHINKO	712	57H	28	87-4141	66.95

TIRE REFERENCE

SIZE	PURPOSE	FRONT/REAR	BRAND	MODEL	LOAD/SPEED RATING	PAGE	WPS#	LIST
19" WHEELS (cont'd...)								
100/90-19	ADV / Dual	Front	SHINKO	804 Series	57S	34	87-4703	106.95
110/80-19	Dot Off-Road	Front	PIRELLI	Scorpion Rally	59R	66	871-7132	201.95
110/80-19	ADV / Dual	Front	SHINKO	804 Series	59Q	34	87-4700	119.95
110/80-19	ADV / Dual	Front	SHINKO	705 Series	59Q	34	87-4527	68.95
110/80R-19	ADV / Dual	Front	MICHELIN	Anakee Wild	59R	46	87-9116	243.95
110/80R-19	ADV / Dual	Front	PIRELLI	Scorpion Rally Street	59V	64	871-7155	199.95
110/80R-19	ADV / Dual	Front/Rear	SHINKO	255 Trials	59L	35	87-4291	116.95
110/80R-19	ADV / Dual	Front	SHINKO	705 Series	59H	34	87-4535	110.95
110/80R-19	Adventure Touring	Front	MICHELIN	Anakee III	59V	46	87-9834	230.95
110/80R-19	Adventure Touring	Front	MICHELIN	Pilot Road 4 Trail	59V	41	87-9944	258.95
110/80R-19	Adventure Touring	Front	PIRELLI	Scorpion Trail II	59V	64	871-6063	221.95
110/80R-19	Sport Touring	Front	PIRELLI	Angel GT (58W)	55	55	871-2205	219.95
110/90-19	Cruiser	Front	IRC	WF-920	62H	36	87-5541	105.95
110/90-19	Cruiser	Front	MICHELIN	Commander II	62H	43	87-9762	212.95
110/90-19	Cruiser	Front	MICHELIN	Scorchers 31	62H	44	87-9413	222.95
110/90-19	Cruiser	Front	PIRELLI	MT66 Route	62H	58	871-2044	116.95
110/90-19	Cruiser	Front	PIRELLI	Night Dragon	62H	58	871-2143	194.95
110/90-19	Cruiser	Front	SHINKO	230 Tour Master	62V	28	87-4163	83.95
110/90-19	Cruiser	Front	SHINKO	777	62H	27	87-4564	97.95
110/90-19	Dot Off-Road	Rear	MICHELIN	AC10	62R	47	87-9373	140.95
110/90-19	Sport	Front	SHINKO	712	61H	28	87-4142	71.95
120/70R-19	Adventure Touring	Front	MICHELIN	Anakee III	60V	46	87-9837	228.95
120/70R-19	Adventure Touring	Front	MICHELIN	Pilot Road 4 Trail	60V	41	87-9945	271.95
120/70R-19	Adventure Touring	Front	PIRELLI	Scorpion Rally Street	60V	64	871-7150	243.95
120/70R-19	Adventure Touring	Front	PIRELLI	Scorpion Trail II	60V	64	871-6060	221.95
120/70R-19	Adventure Touring	Front	PIRELLI	Scorpion Trail II	60W	64	871-6069	229.95
120/70R-19	Adventure Touring	Front	PIRELLI	Scorpion Trail II	60V	64	871-6064	229.95
120/70R-19	ADV / Dual	Front	MICHELIN	Anakee Wild	60R	46	87-9117	262.95
120/70R-19	ADV / Dual	Front	SHINKO	705 Series	60H	34	87-4524	114.95
120/70R-19	ADV / Dual	Rear	SHINKO	804	60H	34	87-4708	167.95
120/70R-19	Cruiser	Front	MICHELIN	Commander II	60W	43	87-9760	242.95
120/70R-19	Cruiser	Front	MICHELIN	Scorchers 11	60W	44	87-9420	265.95
120/70R-19	Cruiser	Front	PIRELLI	Night Dragon (60W)	58	58	871-2144	261.95
120/70R-19	Dot Off-Road	Front	PIRELLI	Scorpion Rally	60T	66	871-7133	246.95
120/80R-19	ADV / Dual	Front/Rear	SHINKO	255 Trials	65M	35	87-4293	118.95
130/60-19	Cruiser	Front	MICHELIN	Commander II	61H	43	87-9764	208.95
130/60-19	Cruiser	Front	MICHELIN	Scorchers 31	61H	44	87-9434	200.95
130/60-19	Cruiser	Front	PIRELLI	Night Dragon	61H	58	871-2174	179.95
130/60-19	Cruiser	Front	SHINKO	777	67H	27	87-4606	143.95
130/60-19	Cruiser	Front	SHINKO	777 WW	67H	27	87-4607	156.95
130/80-19	Flat Track	Front	SHINKO	SR267 Soft	67H	30	87-4750S	109.95
130/80-19	Flat Track	Front	SHINKO	SR267 Medium	67H	30	87-4750M	109.95
130/80-19	Flat Track	Front	SHINKO	SR267 Hard	67H	30	87-4750H	109.95
140/80-19	Flat Track	Rear	SHINKO	SR268 Soft	71H	30	87-4751S	119.95
140/80-19	Flat Track	Rear	SHINKO	SR268 Medium	71H	30	87-4751M	119.95
140/80-19	Flat Track	Rear	SHINKO	SR268 Hard	71H	30	87-4751H	119.95
MJ90-19	Cruiser	Front	SHINKO	250	56H	29	87-4103	97.95
MM90-19	Cruiser	Front	SHINKO	611	61H	29	87-4121	91.95
20" WHEELS								
6.5-20	Cruiser	Front	SHINKO	777	77H	27	87-4200	\$289.95
21" WHEELS								
2.75-21	Dot Off-Road	Front	PIRELLI	MT43	45P	65	871-7141	\$117.95
2.75-21	ADV / Dual	Front/Rear	SHINKO	244 Series	45P	35	87-4412	49.95
2.75-21	ADV / Dual	Front/Rear	SHINKO	SR241	45P	35	87-4447	49.95
3.00-21	Retro	Front	SHINKO	270	57S	29	87-4633	77.95
3.00-21	Retro	Front	SHINKO	270 WW	57S	29	87-4634	89.95
3.00-21	ADV / Dual	Front	IRC	GP1	51P	38	87-5674	61.95
3.00-21	ADV / Dual	Front	IRC	GP-110	51S	38	87-5653	70.95
3.00-21	ADV / Dual	Front/Rear	SHINKO	244 Series	54L	35	87-4413	49.95
3.00-21	ADV / Dual	Front/Rear	SHINKO	700 Series	51S	34	87-4390	61.95

STREET
V-TWIN
OFFROAD
ATV / UTV
TUBES / ACCESSORIES
TRAILER
TOOLS / REPAIR
PROMOTIONAL
REFERENCE
INDEX

TIRE REFERENCE

SIZE	PURPOSE	FRONT/REAR	BRAND	MODEL	LOAD/SPEED RATING	PAGE	WPS#	LIST
21" WHEELS (cont'd...)								
3.00-21	ADV / Dual	Front/Rear	SHINKO	SR241	51P	35	87-4448	50.95
80/90-21	ADV / Dual	Front	MICHELIN	Anahee Wild	48S	46	87-91001	148.95
80/90-21	ADV / Dual	Front	PIRELLI	MT21	48P	67	871-6044	132.95
80/90-21	ADV / Dual	Front	PIRELLI	MT90AT	48S	65	871-6011	107.95
80/90-21	Cruiser	Front	MICHELIN	Commander II	54H	43	87-9745	170.95
80/90-21	Cruiser	Front	MICHELIN	Scorcher 31	54H	44	87-9435	187.95
80/90-21	Cruiser	Front	PIRELLI	MT66 Route	48H	58	871-2048	92.95
80/90-21	Cruiser	Front	SHINKO	777 H.D.	54H	27	87-4589	69.95
80/90-21	Cruiser	Front	SHINKO	230 Tour Master	48V	28	87-4167	64.95
80/100-21	Dot Off-Road	Front	MICHELIN	AC10	51R	47	87-9368	126.95
80/100-21	Dot Off-Road	Front	PIRELLI	Scorpion XCMH	51R	67	871-7103	119.95
90/90-21	Cruiser	Front	MICHELIN	Commander II	54H	43	87-9747	187.95
90/90-21	Cruiser	Front	PIRELLI	Night Dragon	54H	58	871-2148	173.95
90/90-21	Cruiser	Front	SHINKO	777	54H	27	87-4182	73.95
90/90-21	Cruiser	Front	SHINKO	777 W/W	54H	27	87-4565	95.95
90/90-21	Dot Off-Road	Front	MICHELIN	Desert Race	54R	47	87-9528	202.95
90/90-21	Dot Off-Road	Front	PIRELLI	Scorpion Pro	54M	66	871-7123	128.95
90/90-21	Dot Off-Road	Front	PIRELLI	Scorpion Pro	54M	66	871-7124	139.95
90/90-21	Dot Off-Road	Front	PIRELLI	Scorpion Rally	54R	66	871-7131	128.95
90/90-21	Adventure Touring	Front	PIRELLI	Scorpion Rally Street	54V	64	871-7151	140.95
90/90-21	Adventure Touring	Front	PIRELLI	Scorpion Trail II	54V	64	871-6065	176.95
90/90-21	ADV / Dual	Front	MICHELIN	Anahee 3	54S	46	87-9830	193.95
90/90-21	ADV / Dual	Front	PIRELLI	MT21	54R	67	871-6045	133.95
90/90-21	ADV / Dual	Front	PIRELLI	MT60R	54H	65	871-6000	155.95
90/90-21	ADV / Dual	Front	PIRELLI	MT90AT	54S	65	871-6012	147.95
90/90-21	ADV / Dual	Front	PIRELLI	MT90AT	54V	65	871-6013	199.95
90/90-21	ADV / Dual	Front	SHINKO	705 Series	54H	34	87-4528	68.95
90/90-21	ADV / Dual	Front	SHINKO	804 Series	54T	34	87-4702	99.95
90/90R-21	ADV / Dual	Front	MICHELIN	Anahee Wild	54R	46	87-9112	153.95
120/70-21	Cruiser	Front	MICHELIN	Commander II	68H	43	87-9748	262.95
120/70-21	Cruiser	Front	PIRELLI	Night Dragon Reinf	68H	58	871-2145	248.95
120/70-21	Cruiser	Front	SHINKO	777 H.D.	68H	27	87-4583	115.95
120/70-21	Cruiser	Front	SHINKO	777 H.D. W/W	68H	27	87-4584	124.95
120/70-21	Sport	Front	SHINKO	005 Advance	62V	23	87-4013	99.95
130/60-21	Cruiser	Front	MICHELIN	Scorcher 11	63H	44	87-9414	256.95
MH-90-21	Cruiser	Front	MICHELIN	Commander II	54H	43	87-9771	174.95
MH-90-21	Cruiser	Front	PIRELLI	Night Dragon	54H	58	871-2147	173.95
MH-90-21	Cruiser	Front	SHINKO	250	56H	29	87-4104	88.95
MH-90-21	Cruiser	Front	SHINKO	611	56H	29	87-4122	85.95
23" WHEELS								
130/60-23	Cruiser	Front	PIRELLI	Night Dragon	65H	58	871-2149	\$263.95
130/60-23	Cruiser	Front	SHINKO	777 H.D.	75H	27	87-4581	149.95
130/60-23	Cruiser	Front	SHINKO	777 H.D. W/W	75H	27	87-4582	162.95
130/60R-23	Cruiser	Front	SHINKO	011 Verge Radial	65V	21	87-4088	199.95
26" WHEELS								
120/50-26	Cruiser	Front	SHINKO	777 H.D.	73H	27	87-4603	\$199.95
30" WHEELS								
140/40-30	Cruiser	Front	SHINKO	777	57H	27	87-4580	\$399.95

ORDER TOLL FREE

1 (800) 999-3388

OR FAX (800) 326-3813

See us on the Internet: <http://www.wps-inc.com>
e-mail: Dealer@wps-inc.com

2018 SHINKO STREET TIRES



STREET

V-TWIN

OFFROAD

ATV / UTV

TUBES / ACCESSORIES




























TRAILER

TOOLS / REPAIR

PROMOTIONAL

REFERENCE

INDEX

SPORT TOURING	SUPER SPORT	SPORT BIKE	DRAG / RACE	CRUISER / TOURING	SPECIALTY TIRES	DUAL SPORT TIRES
 VERGE 2X			 HOOK-UP	 777 / 777 H.D.	 SE890 JOURNEY	
 VERGE			 HOOK-UP PRO	 230 TOUR MASTER	 FLAT TRACK SR267/268	
 009 RAVEN			 REACTOR II	 712	 SR428	
	 APEX		 STEALTH-D	 SR733 / 734 / 735		 804 / 805 ADVENTURE TRAIL
	 003 STEALTH		 008 RACE	 250		 705
		 005 ADVANCE		 611 / 718		 700
		 006 PODIUM		 CLASSIC 240		
		 SR880/881		 SUPER CLASSIC 270		



SPORT TOURING RADIALS

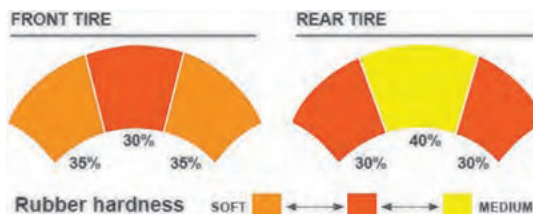
**016 VERGE 2X
DUAL COMPOUND RADIAL**

Experience the new standard in motorcycle tires from Shinko, the DUAL COMPOUND 016 VERGE 2X! With Shinko tires all new dual compound technology you'll get the best of both worlds, superior traction when needed, with all the mileage. Sipes added for better wet grip and even wear. The full steel belted rear tire and Aramid front tire will provide high speed stability and strength.

- Best of both worlds with new DUAL COMPOUND for superior traction AND mileage
- Siping allows for added wet traction and longevity
- Full steel belted rear tire and Aramid belted front for high speed handling
- Tread profile designed for quick transitions and more lean angle



Description	Speed Rating	Load Index	WPS#	List
FRONT				
120/60ZR17	W	55	87-4083	\$115.95
120/70ZR17	W	58	87-4084	116.95
REAR				
160/60ZR17	W	69	87-4085	\$184.95
180/55ZR17	W	73	87-4097	199.95
190/50ZR17	W	73	87-4098	198.95
190/55ZR17	W	73	87-4086	199.95
200/50ZR17	W	75	87-4099	211.95



REAR

30% 40% 30%

DUAL RUBBER COMPOUND

Steel Belted, Jointless 0° Technology

High Mileage
Superior Traction

SPORT TOURING RADIALS



STREET

V-TWIN

OFFROAD

ATV / UTV

TUBES /
ACCESSORIES

TRAILER

TOOLS / REPAIR

PROMOTIONAL

REFERENCE

INDEX

**011 VERGE RADIAL**

- Sport / Touring designed tread
- Rear tires feature Zero Degree JLSB (Joint-Less Steel Belted) state-of-the-art technology for added stability and strength
- Front tires are Aramid belted for enhanced high speed performance
- Tread compound designed for excellent grip with extended tread life
- Tread radius designed for enhanced high speed cornering
- "W" speed rated (168 mph) or "V" rated (149 mph) DOT approved

Description	Speed Rating	Load Index	WPS#	List
FRONT				
120/60ZR17	W	55	87-4080	\$95.95
120/70ZR17	W	58	87-4081	96.95
140/75VR17	V	67	87-4079	140.95
120/70ZR18	W	59	87-4082	102.95
130/60VR23	V	65	87-4088	199.95
REAR				
150/80ZR16	W	71	87-4090	\$149.95
160/60ZR17	W	69	87-4091	137.95
170/60ZR17	W	72	87-4092	139.95
180/55ZR17	W	73	87-4093	154.95
190/50ZR17	W	73	87-4094	159.95
200/50ZR17	W	75	87-4095	165.95
200/55VR17	V	67	87-4087	189.95
200/50VR18	V	76	87-4096	178.95
300/35VR18	V	87	87-4089	284.95

**009 RAVEN RADIAL**

- Specifically designed to meet the demand for long life, high performance radial tires
- Provides superior riding comfort, while the tread compound gives high grip on both wet and dry roads
- W speed rated (168 mph), Aramid belted, DOT approved
- Highest tread life of Shinko sport-performance radials

Description	Speed Rating	Load Index	WPS#	List
FRONT				
120/60ZR17	W	55	87-4040	\$83.95
120/70ZR17	W	58	87-4041	82.95
REAR				
160/60ZR17	W	69	87-4045	\$119.95
170/60ZR17	W	72	87-4046	124.95
180/55ZR17	W	73	87-4047	122.95
190/50ZR17	W	73	87-4048	126.95
200/50ZR17	W	75	87-4049	154.95



SUPER SPORT RADIALS

010 APEX RADIAL

- Tread designed for serious sport riding
- Rear tires feature Zero Degree JLSB (Joint-Less Steel Belted) state-of-the-art technology for added stability and strength
- Front tires are Aramid belted for enhanced high speed performance
- Intermediate compound, tread radius designed for enhanced high speed cornering
- "W" speed rated (168 mph), DOT approved



Description	Speed Rating	Load Index	WPS#	List
FRONT				
120/60ZR17	W	55	87-4060	\$95.95
120/70ZR17	W	58	87-4061	96.95
REAR				
150/60ZR17	W	66	87-4070	\$135.95
160/60ZR17	W	69	87-4071	137.95
170/60ZR17	W	72	87-4072	139.95
180/55ZR17	W	73	87-4073	163.95
190/50ZR17	W	73	87-4074	138.95
190/55ZR17	W	75	87-4075	149.95
200/50ZR17	W	75	87-4076	165.95

003 STEALTH RADIAL

- Slick/dimple design, great for production and drag racing, and serious sport riding
- Soft compound for rapid warmup, gives racing slick like performance
- W speed rated (168 mph), Aramid belted, DOT approved
- Available in Ultra-Soft compound - great for drag racing and track use
- Due to the soft compound of this tire, it is not for use on dynamometers!

Available in Ultra-Soft Compound



Description	Speed Rating	Load Index	WPS#	List
FRONT				
120/60ZR17	W	55	87-4000	\$110.95
120/60ZR17 Ultra-Soft	W	55	87-4000U	126.95
120/70ZR17	W	58	87-4001	112.95
120/70ZR17 Ultra-Soft	W	58	87-4001U	125.95
REAR				
150/60ZR17	W	59	87-4004	\$149.95
160/60ZR17	W	69	87-4003	150.95
170/60ZR17	W	72	87-4006	160.95
180/55ZR17	W	73	87-4007	170.95
180/55ZR17 Ultra-Soft	W	73	87-4007U	190.95
190/50ZR17	W	73	87-4008	179.95
190/50ZR17 Ultra-Soft	W	73	87-4008U	201.95
200/50ZR17	W	75	87-4009	194.95
200/50ZR17 Ultra-Soft	W	75	87-4009U	210.95
180/55ZR18	W	74	87-4005	191.95

SPORT BIKE RADIALS

**005 ADVANCE RADIAL**

- Large block type tread pattern with excellent braking, cornering and acceleration characteristics
- Specially designed tread grooves help to dissipate water efficiently on wet surfaces
- Aramid belts enhance high speed performance
- W(168 mph) or V(149 mph) rated, Aramid belted, DOT approved
- Intermediate rubber compound

Description	Speed Rating	Load Index	WPS#	List
FRONT				
120/60ZR17	W	55	87-4011	\$86.95
120/70ZR17	W	58	87-4010	85.95
130/70VR18	V	63	87-4012	129.95
120/70V21 *	V	62	87-4013	99.95
* Bias ply not radial				
REAR				
160/60ZR17	W	69	87-4014	\$122.95
170/60ZR17	W	72	87-4015	129.95
180/55ZR17	W	73	87-4016	124.95
190/50ZR17	W	73	87-4017	127.95
200/50ZR17	W	75	87-4018	144.95
240/40VR18	V	79	87-4019	214.95



Intended for exhibition use.
Protect all painted surfaces
from possible paint damage.

SMOKE BOMB

They
Are
Back!!!

SMOKE BOMB

- Looks, lasts and performs just like a normal 005 Advance!!
- Produces colored smoke during the burnout process (tire appearance is black)

Aramid belted, DOT APPROVED

Size	Blue	Red	List
180/55ZR17	87-4670B	87-4670R	\$256.95
190/50ZR17	87-4671B	87-4671R	256.95



STREET

V-TWIN

OFFROAD

ATV / UTV

TUBES /
ACCESSORIES

TRAILER

TOOLS / REPAIR

PROMOTIONAL

REFERENCE

INDEX



SPORT BIKE RADIALS

006 PODIUM RADIAL

- Streamlined tread pattern reduces rotating resistance while improving water drainage
- Smooth shoulder profile insures superior grip and exceptional stability at all lean angles
- W(168 mph) or V(149 mph) rated, Aramid belted, DOT approved
- 16", 17" and 18" sizes available
- Intermediate rubber compound



Description	Speed Rating	Load Index	WPS#	List
FRONT				
130/70ZR16	W	61	87-4020	\$121.95
110/70R17	V	54	87-4021	85.95
120/60ZR17	W	55	87-4022	86.95
120/70ZR17	W	58	87-4023	89.95
130/60ZR17	W	59	87-4024	108.95
REAR				
140/60R17	V	63	87-4030	\$121.95
150/60R17	V	66	87-4031	123.95
160/60ZR17	W	69	87-4032	122.95
170/60ZR17	W	72	87-4033	129.95
180/55ZR17	W	73	87-4034	132.95
140/60R18	V	64	87-4036	122.95
150/60R18	V	67	87-4037	134.95
170/60R18	V	73	87-4038	141.95

SR880/881 RADIAL

- All weather tread design, works well in wet and dry road conditions
- Intermediate compound offers good traction and tire life
- "W" speed rated (168 mph) or "V" rated (149 mph) Aramid belted, DOT approved
- Sizes for CBR 250/300, Ninja 300, R3, KTM 390



Description	Speed Rating	Load Index	WPS#	List
FRONT 880				
130/60ZR16	W	58	87-4680	\$132.95
110/70VR17	V	54	87-4681	112.95
REAR 881				
160/60ZR16	W	68	87-4685	\$151.95
140/70VR17	V	66	87-4686	148.95

STREET

V-TWIN

OFFROAD

ATV / UTV

TUBES / ACCESSORIES

TRAILER

TOOLS / REPAIR

PROMOTIONAL

REFERENCE

INDEX

DRAG / RACE TIRES



Richard Gadson

**HOOK-UP DRAG RADIAL**

- Light weight extremely flexible carcass
- Softest street compound available from Shinko
- Tread pattern and profile designed specifically for the demands of drag racing
- Aramid belted, DOT approved, not intended for use on public roads or street use
- Combine with the Shinko 003 Stealth front tire for a matching tread pattern
- Due to the soft compound of this tire, it is not for use on dynamometers!

Description	Speed Rating	Load Index	WPS#	List
180/55ZR17	W	73	87-4650	\$202.95
190/50ZR17	W	73	87-4651	214.95
200/50ZR17	W	75	87-4652	232.95

**Ultra Lightweight!
Hook-Up Like A Pro!**

**HOOK-UP PRO DRAG RADIAL**

- The ultimate DOT drag tire.....Just got better!!
- Introducing the new HOOK-UP PRO! All of the great features of the original Hook-Up, but lighter, faster and now even better at the top-end of the track! Competition-developed design allows for more horsepower to be used throughout the run due to a larger contact patch at high speed. Enhanced carcass resists distortion, chunking, and the stresses of centrifugal force to maintain a more constant footprint.
- Due to the soft compound of this tire, it is not for use on dynamometers!

Description	Speed Rating	Load Index	WPS#	List
190/50ZR17	W	73	87-4651P	\$249.95
200/50ZR17	W	75	87-4652P	259.95

STREET

V-TWIN

OFFROAD

ATV / UTV

TUBES /
ACCESSORIES

TRAILER

TOOLS / REPAIR

PROMOTIONAL

REFERENCE

INDEX



DRAG / RACE TIRES

STREET

V-TWIN

OFFROAD

ATV / UTV

TUBES / ACCESSORIES

TRAILER

TOOLS / REPAIR

PROMOTIONAL

REFERENCE

INDEX

STEALTH-D

- Specifically designed for V-Twin Drag racing
- DOT approved
- Ultra-Soft compound for maximum traction
- "W" speed rated (168 mph) DOT approved
- Fits right onto your stock 16" wheel!!

Description	Speed Rating	WPS#	List
150/80ZR16	W	87-4002U	\$179.95



REACTOR III

REACTOR DRAG SLICK

- NEW light weight design
- Wider footprint and softer sidewall
- Wrinkle wall drag slick, for track use only
- Tread compound designed for maximum traction
- 26" x 7" x 17" size fits most sport bike rear wheels
- Recommended rim width 5½" to 7½"

Description	WPS #	List
26" x 7" - 17	87-4656	\$177.95



008 RACE TIRES

- Completely slick, soft compound tread
- Radial construction
- Aramid belted
- Recommended for multiple track use applications

Description	Speed Rating	Load Rating	WPS#	List
FRONT				
120/60R17	V	55	87-4051	\$118.95
120/70R17	V	58	87-4050	120.95
REAR				
150/60R17	V	66	87-4055	\$154.95
160/60R17	V	69	87-4056	161.95
180/55R17	V	73	87-4058	177.95
190/50R17	V	73	87-4059	184.95



CRUISER / TOURING TIRES



777 CRUISER

Introducing the REFLECTOR!!! The next evolution in motorcycle tire technology. Almost completely un-noticeable until light hits the reflective material on the sidewall and then BOOM....the sidewall of the tire lights up! BE SAFE. BE SEEN! With a newly re-designed reinforced carcass, the 777 H.D. has higher load ratings and HIGHER MILEAGE! Heavier (Aramid) belting provides ample load capacity while also giving more stability and longer life. Specifically designed for cruiser machines and is available in a multitude of sizes to fit many V-Twin and metric cruiser models.

- Now available in REFLECTIVE sidewall in select sizes
- Higher mileage and load capacity
- H.D. (Heavy Duty) version with reinforced carcass
- H rated tubeless, 4 or 6 ply rated
- **ARAMID BELTED** (150/80-16, 100/90-19, 90/90-21 nylon belted)



New Reflector Sizes!!!



PHOTO REPRESENTS HEADLIGHT REFLECTION AT NIGHT



Description	Ply Rating	Load Index	WPS#	List
FRONT				
130/90-16 H.D.	4	73	87-4585	\$114.95
130/90-16 W/W H.D.	4	73	87-4586	124.95
130/90-16 H.D.	4	73	87-4570	149.95
150/80-16 H.D.	4	71	87-4604	130.95
150/80-16 W/W H.D.	4	71	87-4605	143.95
120/90-17	4	64	87-4560	111.95
130/80-17	4	65	87-4566	116.95
130/80-17 W/W	4	65	87-4567	132.95
130/80-17 Reflector	4	65	87-4558	142.95
140/80-17	4	69	87-4561	132.95
140/80-17 W/W	4	69	87-4562	154.95
120/90-18	4	65	87-4563	115.95
130/70-18	4	69	87-4616	114.95
130/70-18 W/W	4	69	87-4617	128.95
100/90-19 H.D.	4	61	87-4587	73.95
100/90-19 W/W H.D.	4	61	87-4588	85.95
100/90-19 H.D. Reflector	4	61	87-4801	89.95
110/90-19	4	62	87-4564	97.95
130/60-19	4	67	87-4606	143.95
130/60-19 W/W	4	67	87-4607	156.95
6.5-20 SRT 777	4	77	87-4200	289.95
80/90-21 H.D.	4	54	87-4589	69.95
90/90-21	4	54	87-4182	73.95
90/90-21 W/W	4	54	87-4565	95.95
120/70-21 H.D.	4	68	87-4583	115.95
120/70-21 W/W H.D.	4	68	87-4584	124.95
130/60-23 H.D.	4	75	87-4581	149.95
130/60-23 W/W H.D.	4	75	87-4582	162.95
120/50-26 H.D.	4	73	87-4603	199.95
140/40-30	4	57H	87-4580	399.95

Description	Ply Rating	Load Index	WPS#	List
REAR				
150/90-15 H.D.	4	80	87-4590	\$139.95
150/90-15 W/W H.D.	4	80	87-4591	156.95
160/80-15	4	74	87-4572	138.95
170/80-15 H.D.	4	83	87-4592	144.95
170/80-15 W/W H.D.	4	83	87-4593	152.95
170/80-15 H.D. Reflector	4	83	87-4559	179.95
180/70-15 H.D.	4	82	87-4614	152.95
180/70-15 W/W H.D.	4	82	87-4615	164.95
130/90-16 H.D.	6	73	87-4594	119.95
130/90-16 W/W H.D.	6	73	87-4595	129.95
130/90-16 H.D. Reflector	6	73	87-4800	144.95
MU85-16 H.D.	4	77	87-4568	157.95
MU85-16 W/W H.D.	4	77	87-4569	175.95
140/90-16 H.D.	4	77	87-4596	135.95
150/80-16 H.D.	4	77	87-4597	139.95
150/80-16 W/W H.D.	4	77	87-4598	144.95
150/80-16 H.D. Reflector	4	77	87-4805	159.95
170/70-16	4	75	87-4573	142.95
170/70-16 W/W	4	75	87-4574	157.95
180/65-16 H.D.	6	81	87-4599	159.95
180/65-16 W/W H.D.	6	81	87-4600	172.95
180/65-16 H.D. Reflector	6	81	87-4809	189.95
160/70-17 H.D.	4	79	87-4601	157.95
160/70-17 W/W H.D.	4	79	87-4602	169.95
140/70-18 H.D.	4	72	87-4610	118.95
140/70-18 W/W H.D.	4	72	87-4611	130.95
150/70-18 H.D.	4	76	87-4612	126.95
150/70-18 W/W H.D.	4	76	87-4613	139.95
180/55-18 H.D.	6	84	87-4608	182.95
180/55-18 W/W H.D.	6	84	87-4609	195.95

STREET

V-TWIN

OFFROAD

ATV / UTV

TUBES / ACCESSORIES

TRAILER

TOOLS / REPAIR

PROMOTIONAL

REFERENCE

INDEX



CRUISER / TOURING TIRES

STREET

V-TWIN

OFFROAD

ATV / UTV

TUBES / ACCESSORIES

TRAILER

TOOLS / REPAIR

PROMOTIONAL

REFERENCE

INDEX

230 TOUR MASTER

- Designed for long distance, high speed riding
- **ARAMID BELTED**
- Staggered tread design offers a quiet ride with excellent handling
- V rated tubeless (unless noted), 4 ply rated

Description	Load Index	WPS#	List
FRONT			
130/90V16	67	87-4165	\$91.95
150/80H16	71	87-4169	123.95
120/90H17	64	87-4168	82.95
150/80H17	72	87-4166	124.95
100/90V18	56	87-4160	75.95
110/90V18	61	87-4162	83.95
120/90V18	65	87-4164	89.95
100/90V19	57	87-4161	79.95
110/90V19	62	87-4163	83.95
80/90H21	48	87-4167	64.95

Description	Load Index	WPS#	List
REAR			
130/90V15	66	87-4171	\$92.95
140/90V15	76	87-4175	104.95
150/90V15	80	87-4176	114.95
170/80V15	83	87-4177	121.95
180/70H15	76	87-4178	115.95
130/90V16	73	87-4172	97.95
140/90V16	77	87-4179	108.95
150/80H16	71	87-4130	121.95
130/90V17	74	87-4173	104.95
120/90V18	71	87-4170	105.95
130/90V18	69	87-4174	108.95

712

- Designed for mileage and performance
- Staggered tread pattern provides excellent wet weather performance
- H rated tubeless, 4 ply nylon carcass

Description	Load Index	WPS#	List
FRONT			
120/80-16	60	87-4143	\$71.95
100/90-18	56	87-4140	66.95
3.00-18	55	87-4157	56.95
100/90-19	57	87-4141	66.95
110/90-19	61	87-4142	71.95

Description	Load Index	WPS#	List
REAR			
140/90-15	70	87-4154	\$92.95
130/90-16	67	87-4152	90.95
130/90-17	68	87-4153	92.95
150/70-17	69	87-4155	93.95
3.50-18	60	87-4158	62.95
100/90-18	56	87-4156	67.95
110/90-18	61	87-4150	66.95
120/90-18	65	87-4151	76.95

SR733/734/735 SERIES

Description	Speed rating	Load Index	WPS#	List
FRONT SR733				
130/70-18	H	63	87-4470	\$104.95
100/90-19	H	57	87-4471	76.95
REAR SR734				
130/90-15	P	66	87-4475	\$85.95
150/80-15	S	70	87-4476	97.95
170/80-15	H	77	87-4477	119.95
160/80-16	H	75	87-4478	139.95
FRONT/REAR SR735				
110/90-16	S	59	87-4479	\$66.95

- Popular touring/cruiser tread pattern
- 4 ply rated
- Tubeless, DOT approved

SR740/741 SERIES

- Specially designed tread efficiently disperses water in wet road conditions
- 4 ply rated
- Tubeless, DOT approved

Description	Speed rating	Load Index	WPS#	List
FRONT SR740				
100/80-16	H	50	87-4462	\$61.95
110/70-17	H	54	87-4460	67.95
110/80-17	V	58	87-4461	75.95
REAR SR741				
130/80-16	H	64	87-4467	\$95.95
130/70-17	H	62	87-4468	90.95
150/70-17	H	69	87-4465	104.95
140/70-18	V	63	87-4466	104.95



CRUISER / TOURING TIRES



250

- Designed for both excellent handling and long life
- Available in white side wall
- **ARAMID BELT** for high load stability
- H rated tubeless, 4 ply (except 21") nylon carcass

Description	Load Index	WPS#	List
FRONT			
MT90-16	73	87-4100	\$104.95
MT90-16 W/W	73	87-4101	105.95
MJ90-19	56	87-4103	97.95
MH90-21	56	87-4104	88.95
REAR			
MT90-16 A/B	74	87-4105	\$112.95
MT90-16 W/W	74	87-4106	116.95



611 AND 718

- Directional tread design for excellent adhesion in both wet and dry conditions
- H rated tubeless, 4 ply (except 21") nylon carcass
- **ARAMID BELT** For added stability under high loads

Description	Load Index	WPS#	List
FRONT 611			
MT90-16	71	87-4120	\$95.95
MM90-19	61	87-4121	91.95
MH90-21	56	87-4122	85.95
REAR 718			
MT90-16	74	87-4125	\$103.95



CLASSIC 240

- Compounded for high mileage
- Also available in single and double stripe white side wall
- **ARAMID BELT**
- Offsets tread distortion for better grip and durability
- H rated tube type, 4 ply nylon carcass

Description	Load Index	Fitment	WPS#	List
240 CLASSIC				
MT90-16	74	F/R	87-4110	\$111.95
MT90-16 W/W	74	F/R	87-4111	118.95
MT90-16 Double W/W	74	F/R	87-4112	118.95
100/90-19	63	F	87-4115	87.95
100/90-19 W/W	63	F	87-4116	101.95



SUPER CLASSIC 270

- Now available in a 21" front
- Nylon carcass for extended wear with a classic appearance
- Classic full aspect ratio sawtooth design
- Available in white side wall
- Tube type

Description	Ply Rating	Speed Rating	Load Index	Fitment	WPS #	List
SUPER CLASSIC 270						
5.00-16	4	S	69	F/R	87-4620	\$114.95
5.00-16 W/W	4	S	69	F/R	87-4621	118.95
4.00-18	4	H	64	F/R	87-4624	102.95
4.00-18 W/W	4	H	64	F/R	87-4626	116.95
4.50-18	4	H	70	F/R	87-4628	113.95
4.50-18 W/W	4	H	70	F/R	87-4632	125.95
4.00-19	4	H	61	F	87-4622	107.95
4.00-19 W/W	4	H	61	F	87-4623	115.95
3.00-21	6	S	57	F	87-4633	77.95
3.00-21 W/W	6	S	57	F	87-4634	89.95

STREET

V-TWIN

OFFROAD

ATV / UTV

TUBES / ACCESSORIES

TRAILER

TOOLS / REPAIR

PROMOTIONAL

REFERENCE

INDEX



SPECIALTY TIRES

STREET

V-TWIN

OFFROAD

ATV / UTV

TUBES / ACCESSORIES

TRAILER

TOOLS / REPAIR

PROMOTIONAL

REFERENCE

INDEX

SE890 JOURNEY TOURING RADIAL

- Designed for larger touring bikes and cruisers
- Aramid belted, radial construction
- 5 Ply tread, 3 ply sidewall
- H rated, tubeless

Description	Speed Rating	Load Index	WPS#	List
FRONT				
150/80R17	H	63	87-4660	\$169.95
130/70R18	H	63	87-4661	151.95
REAR				
160/80R16	H	81	87-4665	\$186.95
180/60R16	H	74	87-4666	183.95
180/70R16	H	77	87-4667	192.95



FLAT TRACK SR267/268

Shinko flat Track tires are designed and tested to perform at the highest level of the sport. The SR267/268 is available in 3 different compounds to give you the best tire for any track. GET "SLIDEWAYS"!!!

- Available in Soft-Medium-Hard compounds
- Proven performance
- DOT approved

Description	Soft	Medium	Hard	List
FRONT				
130/80-19 (27.0 x 7.0-19)	87-4750S	87-4750M	87-4750H	\$109.95
REAR				
140/80-19 (27.5 x 7.5-19)	87-4751S	87-4751M	87-4751H	\$119.95
JUNIOR FRONT/REAR				
120/70-17	87-4752S			\$119.95



SR428 SERIES

- 4 ply rated nylon carcass
- Sizes to fit the TW200, Grom & Z125
- DOT approved

Description	Speed rating	WPS#	List
FRONT			
120/70-12 TL	J	87-4480	\$43.95
130/80-18 TT	P	87-4483	85.95
REAR			
130/70-12 TL	J	87-4481	\$45.95
180/80-14 TT	P	87-4482	118.95



SCOOTER TIRES

**SR567/568 SERIES**

- 4 ply rated nylon carcass
- Tubeless DOT approved



Description	Speed rating	Load Index	WPS#	List
FRONT SR567				
110/90-12	P	64	87-4280	\$47.95
110/90-13	P	56	87-4281	51.95
120/70-13	P	53	87-4282	48.95
120/70-14	S	55	87-4283	52.95
120/80-14	S	58	87-4284	58.95
120/70-15	S	56	87-4287	56.95
120/70-16	S	57	87-4288	57.95
110/70-16	S	52	87-4285	53.95
110/80-16	S	55	87-4286	56.95
REAR SR568				
130/70-12	P	62	87-4500	\$47.95
130/60-13	P	60	87-4501	47.95
130/70-13	P	63	87-4502	50.95
140/60-13	P	63	87-4503	51.95
150/70-13	S	64	87-4504	59.95
140/60-14	S	64	87-4505	59.95
150/70-14	S	66	87-4506	66.95
160/60-14	H	65	87-4511	74.95
160/60-15	H	67	87-4512	76.95
100/80-16	P	50	87-4507	53.95
120/80-16	P	60	87-4508	73.95
130/80-16	P	64	87-4509	79.95
140/70-16	S	65	87-4510	78.95

SR007

- Tubeless 4-ply rating
- DOT Approved

Description	Fitment	Speed Rating	WPS#	List
FRONT SR007				
110/90-12	F	P	87-4210	\$42.95
110/70-12	F	P	87-4213	40.95
REAR SR007				
130/90-10	R	J	87-4216	\$50.95
120/70-11	R	L	87-4214	41.95
130/70-11	R	L	87-4215	45.95
130/70-12	R	P	87-4211	47.95
140/70-12	R	P	87-4212	51.95

SR009

- Tubeless 4-ply rating
- DOT Approved
- J Speed rating (62 mph)

Description	Fitment	WPS#	List
3.50-10	F/R	87-4220	\$37.95

STREET

V-TWIN

OFFROAD

ATV / UTV

TUBES /
ACCESSORIES

TRAILER

TOOLS / REPAIR

PROMOTIONAL

REFERENCE

INDEX



SCOOTER TIRES

STREET

V-TWIN

OFFROAD

ATV / UTV

TUBES / ACCESSORIES

TRAILER

TOOLS / REPAIR

PROMOTIONAL

REFERENCE

INDEX

SR400

- Front or rear fitment, tube type
- DOT approved
- J Speed rating (62 mph)

Description	Fitment	WPS#	List
2.50-10	F/R	87-4225	\$23.95



SR425

- 4 ply rated nylon carcass
- Tubeless (unless noted), DOT approved
- J Speed rating (62 mph)

Description	Fitment	WPS#	List
3.00-10	F	87-4270	\$29.95
3.50-10	F	87-4271	35.95
90/90-10	R	87-4272	35.95
100/80-10	R	87-4273	38.95
100/90-10	R	87-4274	41.95
110/80-10	F	87-4275	41.95
120/90-10	R	87-4276	45.95
130/70-10	F/R	87-4277	45.95
130/90-10	F/R	87-4278	48.95
130/60-13	F/R	87-4279	47.95



SR426

- Great replacement tire for Yamaha Zuma
- Tubeless, 4 ply construction
- J Speed rating (62 mph)

Description	Fitment	WPS#	List
120/90-10	F/R	87-4190	\$43.95
130/90-10	F/R	87-4191	48.95



SR429

- Tubless 4-ply rating
- DOT Approved
- L Speed rating (75 mph)

Description	Fitment	WPS#	List
120/70-13	F/R	87-4230	\$46.95
130/60-13	F/R	87-4231	45.95



SR550

- Tube type (unless noted), 4-ply rating
- DOT Approved
- J Speed rating (62 mph)
- Available in white wall only

Description	Fitment	WPS#	List
3.50-8 W/W	F/R	87-4250	\$36.95
4.00-8 W/W	F/R	87-4251	41.95
3.00-10 W/W	F/R	87-4252	41.95
3.50-10 W/W	F/R	87-4253	43.95
3.50-10 W/W tubeless	F/R	87-4254	44.95





SCOOTER / MOPED TIRES



SR714

- Tube type 4-ply rating
- DOT Approved
- P Speed rating (93 mph)

Description	Fitment	WPS#	List
80/80-16	F/R	87-4430	\$44.95
90/80-16	F/R	87-4431	46.95



SR560

- Tube type 4-ply rating
- DOT Approved
- J Speed rating (62 mph)

Description	Fitment	WPS#	List
80/90-10	F/R	87-4240	\$30.95
90/90-10	F/R	87-4241	35.95



SR723

- Tubeless 4 or 6 ply rating
- DOT Approved
- Available in white side wall
- L (75 mph) or P speed rating (93 mph)
- Grom & Z125 sizes available

Description	Ply Rating	Speed Rating	Load Index	Fitment	WPS#	List
120/70-10 A/B	4	L	54	F	87-4264	\$45.95
120/70-10 W/W	4	L	54	F	87-4265	55.95
110/70-11 A/B	4	P	45	F	87-4266	42.95
110/70-11 W/W	4	P	45	F	87-4267	53.95
110/70-12 W/W	4	P	47	F/R	87-4258	65.95
120/70-12 A/B	4	P	58	F	87-4260	47.95
120/70-12 W/W	4	P	58	F	87-4261	67.95
130/70-12 A/B	4	P	62	R	87-4262	51.95
130/70-12 W/W	4	P	62	R	87-4263	70.95
140/70-12 W/W	6	P	65	F/R	87-4259	79.95



SR714

SR704

MOPED TIRES

- Tough nylon carcass
- 4 ply rated DOT approved
- "L" speed rating (75mph), tube type

Description	Fitment	WPS#	List
2.25-16 SR714	F/R	87-4550	\$26.95
2.25-17 SR704	F/R	87-4540	26.95

STREET

V-TWIN

OFFROAD

ATV / UTV

TUBES / ACCESSORIES

TRAILER

TOOLS / REPAIR

PROMOTIONAL

REFERENCE

INDEX



DUAL SPORT TIRES

DUAL SPORT 804/805 "ADVENTURE TRAIL" CROSSFLY

- 40% on-road 60% off-road
- Latest in Big-Block Technology
- Superior on-road handling and mileage
- Stable sidewalls for soft surfaces
- DOT approved

Now in Reflector!

New Sizes Available



PHOTO REPRESENTS HEADLIGHT REFLECTION AT NIGHT

Description	Speed Rating	Load Index	WPS#	List
FRONT E804				
100/90-19 TT	S	57	87-4703	\$106.95
110/80-19 TL	Q	59	87-4700	119.95
110/80-19 TL Reflector	Q	59	87-4714	145.95
120/70R19 TL	H	60	87-4708	167.95
90/90-21 TL	T	54	87-4702	99.95
90/90-21 TL Reflector	T	54	87-4715	124.95
REAR E805				
130/80-17 TL	T	65	87-4704	\$135.95
130/80-17 TL Reflector	T	65	87-4716	169.95
140/80-17 TT	R	65	87-4706	131.95
140/80-17 TT Reflector	R	65	87-4717	165.95
150/70-17 TL	Q	69	87-4701	149.95
150/70-17 TL Reflector	Q	69	87-4718	184.95
170/60R17 TL	H	72	87-4709	214.95
120/90-18 TT	Q	69	87-4707	99.95
150/70B18 TL	Q	70	87-4705	169.95
150/70B18 TL Reflector	Q	70	87-4719	199.95

DUAL SPORT 705 SERIES

- Versatile tread pattern provides excellent wet and dry weather adhesion and smooth running on the highway
- Rubber compound resists tearing during off road use
- DOT approved, 4 ply rated
- All sizes designed for front or rear fitment unless noted

Description	Speed Rating	Load Index	Fitment	WPS#	List
120/70R-17 TL*	H	58	F	87-4529	\$106.95
120/90-17 TT	H	64	F/R	87-4520	82.95
130/80-17 TL	H	65	F/R	87-4521	89.95
130/90-17 TT	H	68	F/R	87-4522	96.95
140/80-17 TT	H	69	F/R	87-4523	87.95
150/70R-17 TL*	H	69	R	87-4536	124.95
170/60R-17 TL**	H	58	R	87-4530	147.95
4.10-18 TT	P	59	F/R	87-4525	76.95
120/80-18 TT	H	62	F/R	87-4526	83.95
150/70VR-18 TL**	V	70	R	87-4537	150.95
110/80-19 TL	Q	59	F	87-4527	68.95
110/80R-19 TL*	H	59	F	87-4535	110.95
120/70R-19 TL*	H	60	F	87-4524	114.95
90/90-21 TL	H	54	F	87-4528	68.95

* Radial tire
** Jointless steel belted radial tire



DUAL SPORT 700 SERIES

- Aggressive tread pattern with deep lug construction
- Reinforced side knobs for cornering stability
- Heavy duty 4-ply carcass for durability
- D.O.T. approved

Description	Speed Rating	Load Index	Fitment	WPS#	List
FRONT					
3.00-21 TL	S	51	F/R	87-4390	\$61.95
REAR					
4.60-17 TT	P	62	F/R	87-4395	\$73.95
5.10-17 TL	S	67	F/R	87-4396	84.95
4.60-18 TT	S	63	F/R	87-4397	78.95
130/80-18 TL	S	66	F/R	87-4398	85.95





D.O.T. TRAIL TIRES



TRAIL PRO 255 RADIAL

CAUTION: The 255 Trail Pro is a D.O.T. approved tire but is not recommended for commuter/continuous highway use. It is a tire for serious off road and trials applications and can be legally used "on highway" to connect off road trail heads, For dual sport use, we recommend the Shinko 241, 244, 700 or 705 series tires.

- Super soft compound with a highly flexible radial carcass, provides excellent grip on rocks and other slick terrain
- Lightweight, reduces un-sprung weight for improved performance and maneuverability
- Works excellent in gnarly single-track terrain
- Available in 18" and 19" rear radial sizes
- 19" size allows use by most all full size motocross bikes without changing rear rims
- DOT approved

Description	Speed Rating	Load Index	WPS #	List
110/90R-18	L	61	87-4290	\$104.95
120/90R-18	M	65	87-4292	118.95
110/80R-19	L	59	87-4291	116.95
120/80R-19	M	65	87-4293	118.95



SR241 SERIES

- Tough nylon carcass and high dimpled knobs work well in a variety of terrain
- 4 ply rated, DOT approved, tube type
- All sizes will work for front or rear fit

Description	Speed rating	Load Index	WPS#	List
3.00-12	J	47	87-4451	\$35.95
2.75-14	P	35	87-4440	36.95
2.50-15	L	34	87-4452	35.95
3.00-16	P	45	87-4441	44.95
2.50-17	L	38	87-4442	35.95
2.75-17	P	47	87-4443	38.95
3.00-17	P	45	87-4444	44.95

Description	Speed rating	Load Index	WPS#	List
2.75-18	P	42	87-4453	44.95
3.00-18	P	47	87-4454	48.95
3.50-18	P	56	87-4445	63.95
4.00-18	P	64	87-4450	74.95
2.75-19	P	43	87-4446	43.95
3.50-19	P	57	87-4449	67.95
2.75-21	P	45	87-4447	49.95
3.00-21	P	51	87-4448	50.95



421 MINI BIKE TRAIL

- Tough nylon carcass with dimpled knobs to provide traction in a variety of terrains
- Open tread pattern cleans out well in muddy conditions
- DOT approved
- Tube type

Description	Fitment	WPS#	List
3.50-8	F/R	87-4420	\$29.95
4.00-8	F/R	87-4421	31.95
3.00-10	F/R	87-4422	28.95
3.50-10	F/R	87-4423	33.95



244 SERIES

- Dual purpose street and trail design
- DOT approved, tube type
- 4-ply rating
- All sizes designed for front or rear fitment

Description	Speed Rating	Load Index	WPS#	List
2.75-14	P	35	87-4400	\$33.95
3.00-16	P	45	87-4401	39.95
2.50-17	L	38	87-4402	37.95
3.00-17	P	45	87-4403	43.95
4.60-17	P	62	87-4404	67.95
5.10-17	P	67	87-4405	81.95
3.00-18	L	47	87-4406	45.95
3.50-18	P	62	87-4407	59.95
4.10-18	S	60	87-4408	61.95
4.60-18	P	63	87-4409	69.95
5.10-18	P	69	87-4410	85.95
2.75-19	P	43	87-4411	41.95
2.75-21	P	45	87-4412	49.95
3.00-21	L	54	87-4413	49.95

STREET

V-TWIN

OFFROAD

ATV / UTV

TUBES / ACCESSORIES

TRAILER

TOOLS / REPAIR

PROMOTIONAL

REFERENCE

INDEX



STREET

V-TWIN

OFFROAD

ATV / UTV

TUBES / ACCESSORIES

TRAILER

TOOLS / REPAIR

PROMOTIONAL

REFERENCE

INDEX

RX-01

- Sport bias ply tire with a balanced combination of good wear characteristics and grip
- Combines narrow and wide grooves to provide a flexible tread surface for superior road holding and traction on wet roads
- Strong casing construction provides improved straight-line stability
- OEM tire on Honda CBR250R/300R/CB300F and Kawasaki Ninja 250/300
- Tubeless design

Description	Load Index	WPS#	List
FRONT			
110/70-17	54S	87-5450	\$55.95
REAR			
130/70-17	62S	87-5460	\$79.95
140/70-17	66S	87-5463	101.95



FRONT

REAR

WF-920

- Sportbike like stability, maneuverability and adhesion on both wet and dry road surfaces
- Added reinforcement at the sidewall/tire bead junction prevents torsional flex under heavy load when cornering
- Provides excellent feedback to the rider
- Tubeless design

Description	Load Index	WPS#	List	Description	Load Index	WPS#	List
FRONT				REAR			
120/80-17	61H	87-5520	\$105.95	140/90-15	70H	87-5542	\$127.95
120/90-17	64H	87-5521	105.95	150/80-15	70H	87-5543	134.95
130/90-16	67H	87-5523	105.95	150/90-15	74H	87-5544	134.95
130/90-16 HD	73H	87-5547	119.95	170/80-15	77H	87-5545	144.95
120/90-18	65H	87-5522	105.95	130/90-16	67H	87-5546	121.95
3.00-19	49H	87-5524	99.95	130/90-16 HD	73H	87-5548	154.95
100/90-19	57H	87-5540	99.95	140/90-16	71H	87-5549	134.95
110/90-19	62H	87-5541	105.95	150/80-16	71H	87-5550	149.95



FRONT

REAR

GS-23

- Provides excellent grip in all road conditions
- Sturdy carcass and excellent wear characteristics
- Available in black wall (tubeless) and white wall (tube type)
- OEM tire for Suzuki VL/VZ800

Description	Load Index	Black Wall	List	White Wall	List
FRONT					
130/90-16	67H	87-5560 *	\$137.95	87-5561 **	\$157.95
REAR					
170/80-15 BW	77H	87-5570 *	\$150.95	87-5571 **	\$176.95

* Tubeless tire
** Tube type tire



FRONT

REAR

FRONT

REAR



RS-310

- Durability and performance in an all purpose tire
- Special rubber compound for strong grip and increased mileage
- Tubeless, high performance
- H-Rated Tubeless, 4-ply



FRONT

REAR

Description	WPS#	List
FRONT		
100/90H-16 BW	87-5302	\$99.95
120/80H-16 BW	87-5303	100.95
90/90H-18 BW	87-5309	101.95
100/90H-18 BW	87-5305	100.95
110/90H-18 BW	87-5306	100.95
100/90H-19 BW	87-5307	100.95
REAR		
140/90H-15 BW	87-5318	\$124.95
120/90H-16 BW	87-5324	100.95
130/90H-16 BW	87-5325	129.95
110/90H-17 BW	87-5328	99.95
130/90H-17 BW	87-5332	124.95
110/90H-18 BW	87-5338	105.95
120/90H-18 BW	87-5339	119.95
130/90H-18 BW	87-5340	124.95



FRONT

REAR

GS-11

- Excellent replacement tire for most sizes of motorcycles
- High quality all purpose tire at a moderate price
- Tube Type
- H-Rated, 4-ply

Description	WPS#	List
FRONT		
3.00S-18 BW	87-5363	\$67.95
3.25H-19 BW	87-5367	79.95
REAR		
4.60S-16 BW	87-5376	\$77.95
3.50S-18 BW	87-5381	77.95
4.00H-18 BW	87-5383	93.95



FRONT

REAR

MB67

- Unique tread design for enhanced sportbike like performance
- OEM tire for Yamaha Majesty 250/400
- Tubeless design

Description	Load Index	WPS#	List
FRONT			
110/70-12	47L	87-5430	\$67.95
110/90-13	55P	87-5432	88.95
120/80-14	58S	87-5433	88.95
REAR			
130/70-12	62L	87-5434	\$74.95
130/70-13	57P	87-5435	89.95
150/70-13	64S	87-5436	102.95
FRONT/REAR			
110/90-12	64L	87-5431	\$74.95
120/70-12	58L	87-5437	71.95

STREET

V-TWIN

OFFROAD

ATV / UTV

TUBES / ACCESSORIES

TRAILER

TOOLS / REPAIR

PROMOTIONAL

REFERENCE

INDEX



STREET

V-TWIN

OFFROAD

ATV / UTV

TUBES / ACCESSORIES

TRAILER

TOOLS / REPAIR

PROMOTIONAL

REFERENCE

INDEX

NR77U

- Special construction and compound for high speed performance
- Excellent grip on various road surfaces
- Sizes to fit Honda Grom
- Tubeless design

Description	Load Index	WPS#	List
FRONT			
120/70-12	51L	87-5600	\$46.95
REAR			
140/70-12	60L	87-5602	\$54.95
FRONT/REAR			
130/70-12	56L	87-5601	\$51.95



FRONT

REAR

MB-520

- Scooter tires designed for durability
- A balance of comfort and performance
- 4-ply rating

Size	Type	WPS#	List
3.50-10 Tubeless	MB-520	87-5511	\$48.95



GP-110

- Designed for the demanding dual purpose rider
- Tough off-road gripping power
- High speed stability and low highway noise
- 4-ply rating D.O.T. approved

Description	WPS#	List
FRONT		
3.00-21	87-5653	\$70.95
REAR		
4.60-17	87-5660	\$99.95
5.10-17	87-5662	110.95
4.10-18	87-5665	93.95
4.60-18	87-5666	105.95
5.10-18	87-5667	121.95



FRONT

REAR

GP1

- Dual purpose street and trail tires
- Excellent performance in all conditions
- 4-ply rating D.O.T. approved

Description	WPS#	List
FRONT		
3.00-21	87-5674	\$61.95
REAR		
4.60-17	87-5680	\$90.95
5.10-17	87-5681	107.95
4.10-18	87-5685	75.95
4.60-18	87-5686	96.95
5.10-18	87-5687	107.95



FRONT

REAR

2018 MICHELIN STREET TIRE LINEUP



		TRACK	SPORT	SPORT TOURING	TRAIL	CRUISER	RETRO	URBAN
SPORT	POWER RS		█					
	Pilot Power 2CT		█					
	Pilot Power		█					
SPORT TOURING	ROAD 5			█				
	Pilot Road 4 GT			█				
	Pilot Road 3			█				
	Pilot Road 2			█				
TRAIL	Pilot Road 4 Trail			█				
	ANAKEE III			█				
	ANAKEE 3.0				█			
CRUISER	COMMANDER JC					█		
	Scorchion II					█		
	Scorchion III					█		
	Scorchion 83					█		
RETRO	Pilot Activ					█		
URBAN	Pilot Street Radial							█
	CITY PRO							█

2018 MICHELIN SCOOTER TIRE LINEUP

		SPORT	TOURING	URBAN	ALL-TERRAIN	UTILITY
PREMIUM	Pilot Road 4 Scooter	█				
	POWER SC	█				
STANDARD	CITY GRIP			█		
	S1			█		
	S83					█
	Bopper	█				
	Reggae				█	

MICHELIN POWER RS Unleash Your Full Potential!!



MICHELIN POWER RS represents our most radical leap forward ever for sportbike tires

The new undisputed benchmark for sportbike tires

- MICHELIN POWER RS is the new leader in five categories that define a true sportbike tire: grip, acceleration, braking, handling and flickability*
- Expanded size offering to cover an extensive range of sportbikes

Incomparable grip and stability that only MICHELIN Total Performance can deliver

- The MICHELIN POWER RS tire improves upon the already exceptional wet grip of the MICHELIN Pilot Power 3 tire by 3 seconds.* With MICHELIN 2CT (Dual Compound Technology) at the front and MICHELIN 2CT+ at the rear, MICHELIN POWER RS tires deliver outstanding grip in dry and wet conditions alike
- The new patented carcass provides impeccable lean angle and straight line stability

Size	Load/Speed Rating	WPS#	List
FRONT			
110/70ZR17	(54W)	87-9120	\$184.95
120/60ZR17	(55W)	87-9121	186.95
120/70ZR17	(58W)	87-9122	188.95

Size	Load/Speed Rating	WPS#	List
REAR			
140/70ZR17	(66H)	87-9131	\$205.95
150/60ZR17	(66W)	87-9123	224.95
160/60ZR17	(69W)	87-9124	233.95
180/55ZR17	(73W)	87-9125	241.95
180/60ZR17	(75W)	87-9126	246.95
190/50ZR17	(73W)	87-9127	282.95
190/55ZR17	(75W)	87-9128	294.95
200/55ZR17	(78W)	87-9129	305.95
240/45ZR17	(82W)	87-9119	316.95

*Based on internal tests in Fontanges, France in 2016 on a 2015 BMW S1000RR with tire sizes 120/70ZR17 (front) and 190/55ZR17 (rear), comparing MICHELIN POWER RS with the MICHELIN Pilot Power 3 on a 1.2 km track. Results may vary according to the motorcycle and riding conditions

STREET

V-TWIN

OFFROAD

ATV / UTV

TUBES / ACCESSORIES

TRAILER

TOOLS / REPAIR

PROMOTIONAL

REFERENCE

INDEX



MICHELIN Pilot POWER 2CT

Established performer

- Renowned sport radial tire for demanding sport bike riders

Power through the curves

- Two Compound Technology (2CT) means enhanced lean angle and grip when you need it most, wet or dry

Excellent handling and feedback

- Aggressive profile delivers remarkably agile response for quick transitions into full lean



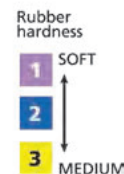
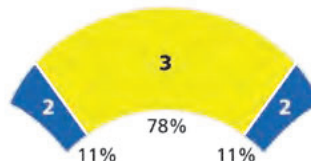
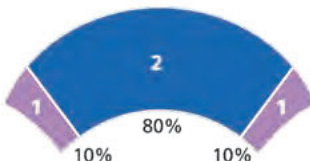
Front

Rear

Size	Load/Speed Rating	WPS#	List
FRONT			
110/70ZR17	(54W)	87-9144	\$162.95
120/60ZR17	(55W)	87-9145	165.95
120/65ZR17	(56W)	87-9147	167.95
120/70ZR17	(58W)	87-9146	167.95
REAR			
150/60ZR17	(66W)	87-9181	\$202.95
160/60ZR17	(69W)	87-9182	210.95
170/60ZR17	(72W)	87-9183	212.95
180/55ZR17	(73W)	87-9184	215.95
190/50ZR17	(73W)	87-9186	251.95
190/55ZR17	(75W)	87-9189	262.95

FRONT TIRE

REAR TIRE



MICHELIN Pilot POWER

Impressive durability for a high-performance tire

- Maintains performance even when significantly worn

Uncompromising performance and mileage

- Mono-compound rubber formulations derived from MotoGP

Exceptional cornering grip in a wide range of conditions

- Soft, durable compound means great dry grip
- Silica-enriched tread provides great wet grip



Front

Rear

Size	Load/Speed Rating	WPS#	List
FRONT			
120/70ZR17	(58W)	87-9176	\$159.95
REAR			
180/55ZR17	(73W)	87-9164	\$204.95
190/50ZR17	(73W)	87-9166	239.95

STREET

V-TWIN

OFFROAD

ATV / UTV

TUBES / ACCESSORIES

TRAILER

TOOLS / REPAIR

PROMOTIONAL

REFERENCE

INDEX



MICHELIN ROAD 5



Front

Rear

- MICHELIN® Road 5 tires offer superior wet weather grip versus leading competitors due to patented MICHELIN XST Evo siping and our latest 2CT and 2CT+ tread compounds.¹
- Even after 3,500 miles, MICHELIN® Road 5 tires stop as short as new MICHELIN Pilot® Road 4 tires thanks to evolutionary MICHELIN XST Evo sipes.²
- Enjoy better dry grip, improved stability and handling versus MICHELIN Pilot® Road 4 tires thanks to Michelin's patented ACT+ casing technology for even more riding pleasure.³

Size	Load/Speed Rating	WPS#	List
FRONT			
120/60ZR17	(55W)	87-92801	\$229.95
120/70ZR17	(58W)	87-92802	234.95
REAR			
150/70ZR17	(69W)	87-92805	\$277.95
160/60ZR17	(69W)	87-92806	285.95
180/55ZR17	(73W)	87-92807	300.95
190/50ZR17	(73W)	87-92808	326.95
190/55ZR17	(75W)	87-92809	338.95

1. Based on internal wet lap times comparing MICHELIN® Road 5 tires with METZELER® Roadtec 01 tires, DUNLOP® ROADSMART III tires, CONTINENTAL® ContiRoadAttack 3 tires, PIRELLI® Angel GT tires, BRIDGESTONE® T30 EVO tires, and MICHELIN® Pilot® Road 4 tires in dimensions 120/70 ZR17 (front) and 180/55/ZR17 (rear) on a 2013 Suzuki® Bandit 1250, conducted in Ladoux, France. Actual results may vary.

2. Based on internal wet braking testing comparing new MICHELIN® Pilot® Road 4 tires and worn (3,502 miles) MICHELIN Road 5 tires in tire sizes 120/70 ZR 17 (front) and 180/55 ZR17 (rear) on a 2013 Suzuki® 1250 Bandit S, conducted in 2016 in Ladoux, France. Actual results may vary.

3. Based on third party commissioned tests comparing MICHELIN® Road 5 tires with MICHELIN Pilot® Road 4 tires in tire sizes 120/70ZR17 (front) and 180/55ZR17 (rear) using a 2017 Kawasaki® Z900 conducted by MTE Test Center in Stuttgart, Germany. Actual results may vary.

MICHELIN PILOT ROAD 4 GT MICHELIN PILOT ROAD 4 TRAIL



Front

Rear

- Superior wet-weather performance, stops 17% shorter than the leading sport touring tire competitors on wet pavement and 24% shorter on slippery wet surfaces
- Up to 20% longer tread life than MICHELIN® Pilot® Road 3 tires
- Dependable grip, even in challenging conditions
- 2 Compound Technology with all-new silica-charged rubber compounds for excellent grip from 23°F to 113°F
- New XST+ siping and enhanced tread patterns for optimum grip at all lean angles

Two versions available:

- Pilot® Road 4 GT: stiffer casing with a patented new technology for motorcycle tires that delivers the stability you need for heavier GT-class bikes while riding solo, two-up or with luggage, and the comfort you desire.
- Pilot® Road 4 Trail: For adventure touring bike s ridden exclusively on the road

Size	Load/Speed Rating	WPS#	List
FRONT PILOT® ROAD 4 GT			
120/70ZR17	(58W)	87-9938	\$248.95
120/70ZR18	(59W)	87-9937	251.95
REAR PILOT® ROAD 4 GT			
170/60ZR17	(72W)	87-9933	\$309.95
180/55ZR17	(73W)	87-9934	319.95
190/50ZR17	(73W)	87-9935	345.95
190/55ZR17	(75W)	87-9930	359.95

Size	Load/Speed Rating	WPS#	List
FRONT PILOT® ROAD 4 TRAIL			
110/80R19	59V	87-9944	\$257.95
120/70R19	60V	87-9945	271.95
REAR PILOT® ROAD 4 TRAIL			
150/70/R17	69V	87-9941	\$313.95
170/60R17	72V	87-9943	322.95

STREET

V-TWIN

OFFROAD

ATV / UTV

TUBES /
ACCESSORIES

TRAILER

TOOLS / REPAIR

PROMOTIONAL

REFERENCE

INDEX



MICHELIN *PILOT Road³*

Proven performer in Sport Touring tires

- Surpasses the performance of the renowned MICHELIN® Pilot® Road 2 tire
- Remarkable grip in the wet, thanks to Revolutionary X Sipe Technology

Exceptional durability

- Excellent tread life thanks to Michelin's 2CT dual-compound technology

Performance that lasts

- Even wear and life-long performance thanks to full-depth Michelin XST sipes

Size	Load/Speed Rating	WPS#	List
FRONT			
120/70ZR-17	(58W)	87-9778	\$220.95
REAR			
160/60ZR-18	(70W)	87-9786	\$271.95



Front Rear

MICHELIN *PILOT ROAD 2*

Outstanding mileage with remarkable cornering grip

- 2CT offers wear resistance in the center of the tread and grip on the shoulders, where you need it most.

Confidence for everyday riding, even in challenging conditions

- Exceptional performance in the rain



Size	Load/Speed Rating	WPS#	List
FRONT			
120/70ZR17	(58W)	87-9678	\$194.95
REAR			
160/60ZR17	(69W)	87-9682	\$239.95
180/55ZR17	(73W)	87-9684	249.95
190/50ZR17	(73W)	87-9685	270.95



Front Rear

MICHELIN *PILOT Street Radial*

The best wet grip in its category

- Tread pattern designed to enhance wet weather performance
- Best wet performance versus the leading competitive sport touring tires for small displacement bikes; independent testing compared lap times under identical wet conditions

Radial architecture provides consistent performance throughout the tire's life

- Tread pattern designed to minimize uneven wear and maximize mileage
- Radial construction derived from Pilot® Road 2 tires, for consistent balance of wear and grip
- Superior longevity compared to a primary bias-ply competitor

Designed for the new generation of entry-level sportbikes

- Complements the sporty looks and handling of bikes like the Honda CBR 250, Kawasaki Ninja 250R and 300R, R&S
- Pilot® Road 2-inspired tread design delivers proven performance with the aggressive styling that sportbike riders want



Front Rear

Size	Load/Speed Rating	WPS#	List
FRONT			
110/70R17	54H	87-9626	\$152.95
REAR			
130/70R17	62H	87-9621	\$162.95
140/70R17	66H	87-9622	168.95
150/60R17	66H	87-9627	181.95

STREET

V-TWIN

OFFROAD

ATV / UTV

TUBES / ACCESSORIES

TRAILER

TOOLS / REPAIR

PROMOTIONAL

REFERENCE

INDEX



MICHELIN **COMMANDER II**

MICHELIN'S solution for all types of cruisers
More mileage without compromise



Front

Rear

- The benchmark in longevity – commissioned third-party tests show that the MICHELIN®
- Commander® II rear tire lasts almost twice as long as its main competitors.*
- Excellent handling and stability with an innovative, groundbreaking look.
- Amplified Density Technology: A highly dense, more-rigid tire casing, which helps deliver excellent feedback and handling



-Conventional 71-thread ply



-Commander II 90-thread ply is 25% more dense than conventional plies

- Aramid tread plies on the rear tire resist centrifugal growth, reduce weight and provide excellent stability
- Remarkable wet grip, without compromising durability
- Square bead wires improve casing rigidity, handling and ease of installation

* Commissioned third party tests conducted in 2011 on public roads comparing MICHELIN Commander II, Metzeler ME880 and Dunlop D407/D408 tires in sizes 130/80B17 and 180/65B16. Individual results may vary depending on motorcycle type and operating conditions.

Size	Load/Speed Rating	WPS#	List
FRONT BIAS			
MT90-B16	72H	87-9770	\$169.95
130/90-B16	73H	87-9740	205.95
100/80-B17	52H	87-9765	173.95
120/90-B17	64S	87-9741	190.95
130/80-B17	65H	87-9742	242.95
140/80-B17	69H	87-9763	285.95
110/90-B18	61H	87-9761	218.95
130/70-B18	63H	87-9746	281.95
100/90-B19	57H	87-9744	184.95
110/90-B19	62H	87-9762	212.95
130/60-B19	61H	87-9764	208.95
MH90-21	54H	87-9771	174.95
80/90-21	54H	87-9745	170.95
90/90-21	54H	87-9747	187.95
120/70-B21	68H	87-9748	262.95
FRONT RADIAL			
140/75R-17	67V	87-9743	\$242.95
120/70ZR 19	60W	87-9760	242.95

Size	Load/Speed Rating	WPS#	List
REAR BIAS			
140/90-B15	76H	87-9749	\$220.95
150/90-B15	74H	87-9750	282.95
170/80-B15	77H	87-9751	260.95
180/70-B15	76H	87-9757	318.95
MT90-B16	74H	87-9772	206.95
130/90-B16	73H	87-9753	234.95
MU85-B16	77H	87-9773	232.95
140/90-B16	77H	87-9754	253.95
150/80-B16	77H	87-9755	233.95
180/65-B16	81H	87-9756	320.95
160/70-B17	73V	87-9758	290.95
150/70-B18	76H	87-9752	323.95
180/55-18	80H	87-9767	337.95
REAR RADIAL			
140/75-R15	65H	87-9768	\$302.95
200/55-R17	78V	87-9759	279.95
240/40-R18	79V	87-9769	361.95

STREET
V-TWIN
OFFROAD
ATV / UTV
TUBES / ACCESSORIES
TRAILER
TOOLS / REPAIR
PROMOTIONAL
REFERENCE
INDEX



MICHELIN Scorchers

Co-Branded Tires for Harley-Davidson® Motorcycles

MICHELIN Scorchers 11

The MICHELIN Co-Branded Tire for Select Harley-Davidson Motorcycles

- Outstanding Grip:** Semi-slick tread pattern maximizes the contact patch for excellent adhesion on dry roads. Optimized tread groove design efficiently evacuates water for dependable wet grip.
- Excellent Tread Life:** Derived from Michelin's championship winning race tires, newly developed rubber compounds combine durability and high performance.
- Precise Handling:** The latest generation of Michelin radial* technology allows for easy maneuverability and impressive agility.

*The 100/80-17 Scorchers 11 tire is a bias tire.

Size	Load/Speed Rating	WPS#	List
FRONT			
100/80-17	52H	87-9416	\$190.95
140/75-R17	67V	87-9417	250.95
120/70-ZR18	59W	87-9418	255.95
120/70-ZR18FT	59W	87-9419	265.95
120/70-ZR19	60W	87-9420	265.95
130/60-B21	63H	87-9414	256.95
160/60-R18	70V	87-9415	295.95
REAR			
140/75-R15	65H	87-9423	\$267.95
150/60-ZR17	66W	87-9424	246.95
150/70-ZR17 T	69W	87-9425	261.95
180/55-ZR17	73W	87-9426	379.95
200/55-ZR17	78V	87-9427	304.95
240/40-R18	79V	87-9428	374.95



Front

Rear

MICHELIN Scorchers 31

The MICHELIN® Co-Branded Tire for Select Harley-Davidson® Dyna®, Sportster® and Touring Models

- Cruise with Confidence:** Innovative rubber compounds, incorporating know-how derived from Michelin's decades of road-racing experience, provide remarkable grip on both wet and dry roads.
- Exceptional Comfort and Handling:** The supple casing design and profile of MICHELIN® Scorchers® "31" tires promote nimble handling on winding roads.
- Long Mileage:** Michelin carbon black-enriched rubber compounds promote excellent durability without compromising performance.

Size	Load/Speed Index	WPS#	List
FRONT			
130/90B16	73H	87-9430	\$225.95
130/80B17	65H	87-9431	247.95
130/70B18	63H	87-9432	284.95
100/90B19	57H	87-9433	191.95
110/90B19	62H	87-9413	222.95
130/60B19	61H	87-9434	200.95
80/90B21	54H	87-9435	187.95
REAR			
150/80B16	77H	87-9439	\$261.95
180/65B16	81H	87-9440	347.95
180/70B16	77H	87-9437	342.95
160/70B17	73V	87-9441	292.95
180/60B17	75V	87-9442	320.95



Front

Rear

MICHELIN Scorchers 21

The MICHELIN® Scorchers® 21 tires are designed from the ground up as original equipment tires used exclusively on Harley-Davidson® Street Rod™ motorcycles

Traditional Cruiser Design for a new kind of Harley-Davidson motorcycle

- MICHELIN Scorchers 21 tires feature the exclusive co-branded tread design from the popular MICHELIN Scorchers 31 tire

Radial Construction for sporty feel and urban agility

- Inspired by our Hypersport road tires, the MICHELIN Scorchers 21 provides a lightweight feel, as well as exceptional stability at all speeds

Silica Rain Technology

- To match the excellence of the Harley-Davidson motorcycle as closely as possible, our engineers have developed a mix of silica-rich rubber compounds to provide outstanding grip on wet surfaces and ensure long, even wear



Front

Rear

Size	Load/Speed Rating	WPS#	List	Size	Load/Speed Rating	WPS#	List
FRONT				REAR			
120/70R-17	56V	87-9421	\$190.95	160/60R-17	69V	87-9438	\$253.95

STREET

V-TWIN

OFFROAD

ATV / UTV

TUBES / ACCESSORIES

TRAILER

TOOLS / REPAIR

PROMOTIONAL

REFERENCE

INDEX



Front

Rear

MICHELIN Scorchers 32

The MICHELIN® Co-Branded Tire for Fat Bob® Motorcycle Riders

- **Impressive Durability:** Innovative “reverse” tread design combined with Michelin’s proven rubber-compound technology help deliver superb tread life and even wear patterns.
- **Agile Handling and Smooth Ride:** Working in concert with Harley-Davidson, Michelin has developed Scorchers® “32” tires to maximize the ride and handling of your Fat Bob® motorcycle.
- **Dependable Grip:** Excellent traction on wet or dry roads, thanks to generously grooved tread patterns and advanced Michelin rubber chemistry.

Size	Load/Speed Index	WPS#	List
FRONT			
130/90B16F	73H	87-9436	\$249.95
REAR			
180/70B16R	77H	87-9443	\$351.95



Front

Rear

MICHELIN Pilot Activ

Excellent value in a bias-ply replacement tire

- Outstanding combination of performance and durability at a very attractive price
- 20% longer tread life than previous generation of MICHELIN® bias-ply touring tires

Grip, longevity and stability

- Wide tread blocks on the rear tire mean more road-rubber contact longitudinal and lateral tread grooves for effective water evacuation

Size	Load/Speed Rating	WPS#	List	Size	Load/Speed Rating	WPS#	List
FRONT				REAR			
120/80V16	60V	87-9228	\$181.95	130/80H17	65H	87-9215	\$203.95
110/80V17	57V	87-9229	155.95	130/90V17	68V	87-9212	218.95
120/70V17	58V	87-9234	184.95	140/80V17	69V	87-9213	221.95
90/90H18	51H	87-9230	158.95	150/70V17	69V	87-9218	219.95
100/90V18	56V	87-9236	180.95	4.00H18	64H	87-9211	174.95
110/80V18	58V	87-9239	175.95	120/90V18	65V	87-9220	205.95
110/90V18	61V	87-9240	188.95	130/70H18	63H	87-9219	189.95
100/90V19	57V	87-9244	171.95	130/80V18	66V	87-9210	222.95
3.25H19	54H	87-9245	151.95				

STREET

V-TWIN

OFFROAD

ATV / UTV

TUBES / ACCESSORIES

TRAILER

TOOLS / REPAIR

PROMOTIONAL

REFERENCE

INDEX


MICHELIN

MICHELIN ANAKEE WILD

PROVIDES ALL THE GRIP YOU'LL NEED FOR YOUR NEXT ADVENTURE!

- All-new compounds, combined with an innovative tread pattern inspired by our Dakar winning MICHELIN® Desert Race® tire, offer extraordinary longevity for extended adventures
- Offset blocks and curved tread grooves provide true off-road performance, especially in soft and challenging conditions
- In addition to proven off-road performance, front/rear casing design ensures impeccable on-road stability

Size	Load/Speed Rating	WPS#	List
FRONT			
110/80R-19	59R	87-9116	\$243.95
120/70R-19	60R	87-9117	262.95
80/90-21	48S	87-91001	148.95
90/90R-21	54R	87-9112	153.95

Size	Load/Speed Rating	WPS#	List
REAR			
130/80R-17	65R	87-9114	\$203.95
140/80R-17	69R	87-9115	254.95
150/70R-17	69R	87-9111	300.95
170/60R-17	72R	87-9110	323.95
110/80-18	58S	87-91010	197.95
120/80-18	62S	87-91011	201.95
130/80-18	66S	87-9109	205.95
140/80-18	70R	87-9113	214.95
150/70-18	70R	87-91012	302.95



Front

Rear

MICHELIN ANAKEE III

ADVENTURE TOURING TIRE

Performance that lasts mile after mile

- New silica tread compound yields more mileage compared to MICHELIN® Anakee 2 tires
- Innovative tread pattern inhibits irregular wear patterns, while evacuating water, dirt and mud

Enhanced ride qualities

- Tire architecture engineered for easy maneuverability and precise handling
- Excellent stability and rider feedback, thanks to a new high-rigidity casing

Excellent wet traction

- Innovative silica tread compounds offer the best balance between grip and durability
- Distinctive tread pattern pulls water away from the contact patch

Size	Load/Speed Rating	WPS#	List
FRONT			
90/90-21	54S	87-9830	\$193.95
110/80R-19	59V	87-9834	230.95
120/70R-19	60V	87-9837	228.95

Size	Load/Speed Rating	WPS#	List
REAR			
120/90-17	64S	87-9844	\$237.95
130/80R-17	65H	87-9845	251.95
140/80R-17	69H	87-9849	258.95
150/70R-17	69V	87-9848	278.95
170/60R-17	72V	87-9843	286.95



Front

Rear



Front

Rear

MICHELIN® CROSS AC10

D.O.T. Approved

Excellent traction on varied terrain

- Especially good on hard-packed trails

Suitable for dual-sport use

- DOT-legal, so you don't have to trailer your bike to the trails

Excellent durability

- Rubber mixture formulated for long tread life
- Resists tearing and chunking even under hard use

Size	Load/Speed Rating	WPS#	List
FRONT			
80/100-21	51R	87-9368	\$126.95
REAR			
100/100-18	59R	87-9370	\$125.95
110/100-18	64R	87-9444	123.95
120/90-18	65R	87-9377	131.95
100/90-19	57R	87-9372	134.95
110/90-19	62R	87-9373	140.95



Front

Rear

MICHELIN® DESERT RACE

D.O.T. Approved

Tough and durable

- Withstands severe punishment on all types of terrain
- Excellent durability, even in high temperatures

Designed for 450cc desert/off-road bikes

- New tread design delivers improved handling, grip and traction
- Exceptional stability under braking
- Strong lean-angle grip when accelerating

Suitable for dual-sport use

- DOT-legal, so you don't have to trailer your bike to the trails

Size	Load/Speed Rating	WPS#	List
FRONT			
90/90-21	54R	87-9528	\$202.95
REAR			
140/80-18	70R	87-9527	\$308.95



MICHELIN POWER PURE SC

"The world's first dual-compound scooter tire."

Longer tread life

- Center tread compound formulated for durability
- Smooth area in the center of the contact patch resists wear

More grip

- Shoulder tread compound formulated for adhesion in wet or dry conditions
- Tread design inspired by racing rain tires


More fun to ride

- Optimized tread design helps maintain consistent profile over the life of the tire



Front

Rear



Size	Load/Speed Rating	WPS#	List	Size	Load/Speed Rating	WPS#	List
FRONT				REAR			
110/70-12	47L	87-9802	\$79.95	130/70-12	62P REINF	87-9811	\$84.95
120/70-12	51P	87-9804	73.95	140/70-12	60P	87-9812	83.95
110/90-13	56P	87-9805	91.95	130/60-13	60P REINF	87-9819	93.95
120/70-13	53P	87-9809	90.95	130/70-13	63P REINF	87-9814	87.95
120/80-14	58S	87-9807	125.95	140/60-13	57P	87-9815	99.95
130/60-13 R	60P REINF	87-9819	93.95	150/70-13	64S	87-9817	91.95

MICHELIN® PILOT ROAD 4 SCOOTER

The best of sport touring radial motorcycle tire technology for maxi-scooters

- Excellent stability at high speed thanks to radial technology
- Outstanding wet braking performance
- Exceptional grip suited to a sporty ride

Size	Load/Speed Rating	WPS#	List
FRONT			
120/70R-15	56H	87-9890	\$173.95
REAR			
160/60R-14	65H	87-9895	\$214.95
160/60R-15	67H	87-9896	223.95



Front

Rear

SCOOTER TIRES



STREET

V-TWIN

OFFROAD

ATV / UTV

TUBES / ACCESSORIES

TRAILER

TOOLS / REPAIR

PROMOTIONAL

REFERENCE

INDEX



Front

Rear

MICHELIN® CITY GRIP

Precise control in all weather conditions

- Deep shoulder sipes maximize wet grip while slick center maintains solid rubber contact
- For medium- to large-displacement scooters

Excellent mileage

- Progressive tread pattern extends mileage performance

Reliable and reassuring handling and comfort

- New compound, proven construction

Size	Load/Speed Rating	WPS#	List
FRONT			
100/80-10	53L	87-9717	\$80.95
110/70-11	45L	87-9861	82.95
110/90-12	64P	87-9720	80.95
120/70-12	51S	87-9721	78.95
110/70-13	48P	87-9862	87.95
110/90-13	56P	87-9722	84.95
120/70-14	55S	87-9723	81.95
90/80-16	51S REINF	87-9863	76.95
100/80-16	50P	87-9727	103.95
120/70-15	56S	87-9726	104.95
110/70-16	52S	87-9724	110.95
120/70-16	57P	87-9864	105.95

Size	Load/Speed Rating	WPS#	List
REAR			
120/70-10	54L	87-9860	\$72.95
120/70-11	56L REINF	87-9719	76.95
130/70-12	62P	87-9731	95.95
130/70-13	63P	87-9732	96.95
140/60-13	63P	87-9733	96.95
150/70-13	64S	87-9871	74.95
100/90-14	57P REINF	87-9873	81.95
110/80-14	59S REINF	87-9874	100.95
140/60-14	64S REINF	87-9734	104.95
140/70-14	68S REINF	87-9735	111.95
150/70-14	66S	87-9736	131.95
140/70-15	69P REINF	87-9877	113.95
120/80-16	60P	87-9879	108.95
130/70-16	61P	87-9737	115.95



MICHELIN® REGGAE

A true all-season tire for on- and off-road

- Aggressive tread blocks provide off-road traction
- Features an all-weather tread compound

For scooters on the move

- Unique knobby-style tread pattern provides excellent grip
- Highly capable on loose surfaces
- For 50-200cc scooters

Size	Load/Speed Rating	WPS#	List
FRONT/REAR			
120/90-10	57J	87-9332	\$56.95
130/90-10	61J	87-9333	60.95



MICHELIN® S1

Great handling for 50-200cc urban scooters

- High-performance directional tread

Great wet and dry grip

- Central tread groove promotes water evacuation and control

Wear resistant and durable

- Large tread blocks for long wear life

Size	Load/Speed Rating	WPS#	List
FRONT/REAR			
3.00-10	50J	87-9351	\$56.95
90/90-10	50J	87-9343	44.95
3.50-10	59J	87-9353	56.95
100/80-10	53L	87-9352	64.95
100/90-10	56J	87-9347	60.95
110/80-10	58J	87-9344	66.95
130/70-10	62J	87-9346	64.95



MICHELIN

SCOOTER TIRES

STREET

V-TWIN

OFFROAD

ATV / UTV

TUBES / ACCESSORIES

TRAILER

TOOLS / REPAIR

PROMOTIONAL

REFERENCE

INDEX

MICHELIN® S83

Perfect for classic scooters

- Retro styling meets modern construction
- Available in traditional sizes (8 and 10 inches)

Excellent grip on slippery urban streets

- Thanks to Michelin rubber compound and generously siped tread pattern



Size	Load/Speed Rating	WPS#	List
FRONT/REAR			
3.50-8	46J	87-9334	\$41.95
3.00-10	42J	87-9336	48.95
3.50-10	59J REINF	87-9331	52.95
100/90-10	56J	87-9335	51.95

MICHELIN® BOPPER

Inspires riding confidence

- Excellent feedback and control

Hold the road

- Exceptional adhesion in corners thanks to semi-slick tread pattern
- For 50-150cc scooters



Size	Load/Speed Rating	WPS#	List
FRONT/REAR			
120/90-10	57L	87-9324	\$60.95
130/90-10	61L	87-9325	60.95
120/70-12	51L	87-9328	67.95
130/70-12	56L	87-9329	71.95

MICHELIN CITY Pro

Urban/Utility

- Added resistance to punctures thanks to its three reinforced plies
- Outstanding mileage—great durability and long treadlife
- Assured grip - even on wet surfaces, thanks to the tread pattern, profile and grooving

Size	Load/Speed Rating	WPS#	List
FRONT			
2.75-18	48S REINF	87-9307	\$49.95
FRONT/REAR			
2.25-17	38P REINF	87-9300	\$43.95
2.50-17	43P REINF	87-9301	45.95
2.75-17	47P REINF	87-9302	45.95
80/90-17	50S REINF	87-9306	57.95
90/90-18	57P REINF	87-9308	59.95



Front

Rear



TRACK	SPORT/STREET	TOURING	CUSTOM/CRUISER
DIABLO SUPERCORSA SP V3 / V2			
	DIABLO ROSSO CORSA II		
	DIABLO ROSSO III		
	DIABLO ROSSO II		
	DIABLO		
		PHANTOM SPORTSCOMP	
		ANGEL GT	
		ANGEL ST	
		SPORT DEMON	
			NIGHT DRAGON / NIGHT DRAGON GT
			ROUTE MT 66

ENDURO	STREET	ON/OFF	RALLY	COMPETITION
		SCORPION TRAIL II		
	MT 60 RS / MT 60			
	SCORPION RALLY STR			
		MT 90		
			MT 21	
			SCORPION RALLY	
				SCORPION PRO F.I.M.
				SCORPION XC MID SOFT / MID HARD

MX	SOFT	MID SOFT	MID HARD	HARD
		SCORPION MX SOFT	SCORPION MX 32 MID SOFT	SCORPION MX 32 MID HARD
			SCORPION MX EXTRA X / J	

STREET

V-TWIN

OFFROAD

ATV / UTV

TUBES / ACCESSORIES

TRAILER

TOOLS / REPAIR

PROMOTIONAL

REFERENCE

INDEX



DIABLO™ SUPERCORSA SP V3

TRACK & ROAD

- New front and rear profile - derived from World Superbike racing - optimizes the contact patch providing greater traction and precision when cornering
- New bi-compound rear increases grip at maximum lean angle for better handling and feedback
- New flash tread pattern with narrower grooves improves wear for more consistent performance
- Original Equipment on new Ducati Panigale V4

Size	Load/Speed Rating	WPS#	List
FRONT			
120/70ZR17	(58W)	871-1180	\$266.95
REAR			
200/60ZR17	(80W)	871-1189	\$429.95

EPT
ENHANCED PATCH TECHNOLOGY



DIABLO SUPERCORSA SP V2

TRACK & ROAD

- The Ultimate Performance Tire that provides racing performance typical of track-only tires, allowing the user to have an ultra high performance tire that can be used on the street or the track without having to make compromises
- High modulus fiber carcass offers a lower deformation ratio, and makes the entire structure stiffer to allow a better synergy between compounds and carcass
- Single Element Tread Pattern permits a 24% larger slick shoulder area (vs. previous Diablo Supercorsa), increasing contact area, grip and wear regularity
- Pirelli patented EPT (enhanced patch technology) matched with a tri-zone compound helps optimize the contact patch for improved grip and handling

Size	Load/Speed Rating	WPS#	List
FRONT			
120/70ZR-17	(58W)	871-1059	\$265.95
REAR			
180/55ZR-17	(73W)	871-1053	\$315.95
180/60ZR-17	(75W)	871-1054	\$325.95
190/50ZR-17	(75W)	871-1061	\$333.95
190/55ZR-17	(75W)	871-1055	\$399.95
200/55ZR-17	(78W)	871-1052	\$424.95

EPT
ENHANCED PATCH TECHNOLOGY



STREET

V-TWIN

OFFROAD

ATV / UTV

TUBES /
ACCESSORIES

TRAILER

TOOLS / REPAIR

PROMOTIONAL

REFERENCE

INDEX

EPT
ENHANCED PATCH TECHNOLOGY



DIABLO ROSSO™ CORSA II

ROAD & TRACK

- Multi-compound – bi-compound front, triple compound rear – for increased grip and feedback
- New rear tread pattern with a slick shoulder improves grip and wear pattern
- Increased mileage and wet performance versus Diablo Rosso Corsa

Size	Load/Speed Rating	WPS#	List
FRONT			
120/70ZR17	(58W)	871-1171	\$202.95
REAR			
160/60ZR17	(69W)	871-1175	\$247.95
180/55ZR17	(73W)	871-1176	259.95
180/60ZR17	(75W)	871-1174	283.95
190/50ZR17	(73W)	871-1177	294.95
190/55ZR17	(75W)	871-1178	316.95
200/55ZR17	(78W)	871-1179	328.95



DIABLO ROSSO III

- Pirelli technology from World Superbike Championship
- Unprecedented handling for a new generation of sporty behavior
- Bi-compound with wide side soft stripe offering full grip starting from mid lean angle
- Large footprint area for improved adherence

Size	Load/Speed Rating	WPS#	List
FRONT			
110/70ZR17	(54W)	871-1151	\$165.95
120/60ZR17	(55W)	871-1152	174.95
120/70ZR17	(58W)	871-1153	174.95
120/70ZR17 "D-Spec"	(58W)	871-1154	176.95
REAR			
150/60ZR17	(66W)	871-1161	\$217.95
160/60ZR17	(69W)	871-1162	217.95
180/55ZR17	(73W)	871-1164	223.95
180/60ZR17	(75W)	871-1168	238.95
190/50ZR17	(73W)	871-1166	262.95
190/55ZR17	(75W)	871-1167	271.95
200/55ZR17	(78W)	871-1169	288.95





DIABLO ROSSO CORSA

ROAD & TRACK

- DELIVERS TRACK PERFORMANCE ON AND OFF THE TRACK
- Profiles and structures set the new benchmark of the segment ensuring high support while leaning and fast stand up while accelerating out of the corner
- Pirelli patented EPT (Enhanced Patch Technology) matched with a three zone compound on the rear, optimizes the contact patch for the best grip on road and on racetrack
- Pure racetrack performance combined with the comfort and predictability you expect from a high-performance street tire.
- World Superbike development technology improves structure and compounding
- Continues with the aggressive Rosso tread design



ENHANCED PATCH TECHNOLOGY



Size	Load/Speed Rating	WPS#	List
FRONT			
120/60ZR-17	(55W)	871-1010	\$192.95
120/65ZR-17	(56W)	871-1012	206.95
120/70ZR-17	(58W)	871-1011	201.95
REAR			
160/60ZR-17	(69W)	871-1015	\$247.95
180/55ZR-17	(73W)	871-1016	259.95
180/60ZR-17	(75W)	871-1014	282.95
190/50ZR-17	(73W)	871-1017	293.95
190/55ZR-17	(75W)	871-1018	315.95
200/55ZR-17	(78W)	871-1019	327.95



SPORT ROAD

- Featuring tri-zone dual compound rear, the Diablo Rosso II has a high-grip compound on the shoulders and a wet/mileage compound in the center
- Grip is enhanced even further by EPT (Enhanced Patch Technology) developed in the WSBK
- A maximum contact patch area is due in part to an ICS (Integrated Contour Shaping) technology, complimenting handling and power of today's modern motorcycles
- "D" Spec is OE for all Ducati's fitted with the Rosso II tire



ENHANCED PATCH TECHNOLOGY



Size	Load/Speed Rating	WPS#	List
FRONT			
110/70R-17	54H	871-1130	\$144.95
110/70ZR-17	54W	871-1131	154.95
120/60ZR-17	(55W)	871-1132	154.95
120/70ZR-17	(58W)	871-1133	156.95
120/70ZR-17 "D Spec"	(58W)	871-1134	156.95
REAR			
140/70R-17	66H	871-1140	\$178.95
150/60ZR-17	66W	871-1141	191.95
160/60ZR-17	(69W)	871-1142	188.95
170/60ZR-17	(72W)	871-1143	202.95
180/55ZR-17	(73W)	871-1144	203.95
180/60ZR-17	(75W)	871-1145	221.95
190/50ZR-17	(73W)	871-1146	233.95
190/55ZR-17	(75W)	871-1147	236.95
200/50ZR-17	(75W)	871-1149	258.95
240/45ZR-17	(82W)	871-1148	281.95



EXTENDED MILEAGE SPORT

- Extended Mileage Sport (EMS)
- Pirelli DNA offering improved cornering traction with new Bi-compound formula
- Ideal for sport bikes who require increased mileage without sacrificing grip and traction
- A Spec represents a dual-ply carcass for Touring Models or heavily loaded 2 up riding
- D Spec is for Ducati's Multistrada 1200 S Granturismo

* Adventure touring carcass design

Size	Load/Speed Rating	WPS#	List
FRONT			
120/60ZR-17	(55W)	871-2201	\$206.95
120/70ZR-17	(58W)	871-2202	210.95
120/70ZR-17 "A Spec"	(58W)	871-2206	221.95
120/70ZR-18	(58W)	871-2203	218.95
110/80ZR-18	(58W)	871-2204	204.95
110/80ZR-19 *	(58W)	871-2205	219.95

Size	Load/Speed Rating	WPS#	List
REAR			
150/70ZR-17	(69W)	871-2210	\$255.95
150/70ZR-17 *	(69W)	871-2220	242.95
160/60ZR-17	(69W)	871-2211	263.95
170/60ZR-17	(72W)	871-2212	263.95
180/55ZR-17	(73W)	871-2213	274.95
180/55ZR-17 "A Spec"	(73W)	871-2214	294.95
190/50ZR-17	(73W)	871-2215	292.95
190/50ZR-17 "A Spec"	(73W)	871-2217	301.95
190/55ZR-17	(75W)	871-2216	299.95
190/55ZR-17 "A Spec"	(75W)	871-2219	314.95
190/55ZR-17 "D Spec"	(75W)	871-2209	314.95
160/60ZR-18	(70W)	871-2218	241.95



EXTENDED MILEAGE SPORT

- Value Priced Extended Mileage Sport tire tailored for the latest Sport / Supersport touring bikes
- The perfect tires for performance, style, comfort, and price– utilizing environmentally friendly compounds
- Creative and Functional tread design, Patented 0° steel belt radial structure and advanced compounding technology provide balance behavior, wet or dry

Size	Load/Speed Rating	WPS#	List
FRONT			
120/60ZR17	(55W)	871-2001	\$132.95
120/70ZR17	(58W)	871-2002	136.95
REAR			
160/60ZR17	(69W)	871-2011	\$170.95
180/55ZR17	(73W)	871-2013	181.95
190/50ZR17	(73W)	871-2015	200.95
190/55ZR17	(75W)	871-2016	206.95

STREET

V-TWIN

OFFROAD

ATV / UTV

TUBES / ACCESSORIES

TRAILER

TOOLS / REPAIR

PROMOTIONAL

REFERENCE

INDEX



DIABLO

PERFORMANCE AND VALUE

- 20% Track / 80% Street
- PERFORMANCE AND VALUE
- Patented 0° high tension and low elongation steel belt
- Rear tread pattern optimized in the mid-crown and shoulder along with maximum land-sea ratio
- Optimized Land/Sea ratio provides outstanding grip and traction in wet and dry conditions
- Available in a 240 for the performance tuner



Size	Load/Speed Rating	WPS#	List
FRONT			
120/70ZR-17	(58W)	871-1071	\$137.95
REAR			
160/60ZR-17	(69W)	871-1075	\$167.95
180/55ZR-17	(73W)	871-1076	177.95
190/50ZR-17	(73W)	871-1077	208.95
240/40ZR18	(79W)	871-1079	242.95

SPORT DEMON

SPORT / SPORT TOURING

- Bias ply tire with modern performance/mileage for late '70s to early '90s bikes
- Special front tire design and contour for improved handling
- Perfect rear tire block distribution for water drainage, even wear and optimized contact-patch from tire to ground
- Up-to-date sport compound: excellent dry / wet grip without compromising mileage



Size	Load/Speed Rating	WPS#	List	Size	Load/Speed Rating	WPS#	List
FRONT				REAR			
100/90-16	54H	871-2081	\$152.95	130/90-16	67V	871-2101	\$209.95
110/90-16	59V	871-2082	163.95	150/80V-16	(71V)	871-2102	232.95
120/80V-16	(60V)	871-2083	177.95	130/70-17	62H	871-2104	201.95
110/70-17	54H	871-2086	168.95	130/80-17	65H	871-2105	202.95
110/80-17	57H	871-2084	168.95	130/90-17	68V	871-2106	211.95
120/70-17	58H	871-2087	187.95	140/70-17	66H	871-2107	205.95
100/90-18	56H	871-2091	167.95	140/80VB-17	(69V)	871-2108	216.95
110/80-18	58V	871-2092	167.95	150/70-17	69H	871-2109	218.95
110/90-18	61V	871-2093	180.95	110/90-18	61H	871-2113	179.95
100/90-19	57V	871-2096	181.95	120/80-18	62H	871-2114	183.95
				120/90-18	65V	871-2115	198.95
				130/70-18	63H	871-2116	199.95
				130/80-18	66V	871-2118	189.95
				140/70-18	67V	871-2117	217.95

STREET

V-TWIN

OFFROAD

ATV / UTV

TUBES / ACCESSORIES

TRAILER

TOOLS / REPAIR

PROMOTIONAL

REFERENCE

INDEX



PHANTOM SPORTSCOMP

SPORT / SPORT TOURING

- Classic style for modern sport riding
- Light and precise handling due to combined front and rear profile design
- Excellent stability due to patented 0° steel belted radial carcass construction
- OE on Ducati Sport Classics: GT1000, Smart 1000LE and Sport 1000

Size	Load/Speed Rating	WPS#	List
FRONT			
120/70R-17	58V	871-2022	\$224.95
120/70ZR-17	(58W)	871-2020	246.95
100/90-18	65H	871-2021	167.95
REAR			
150/70R-17	69H	871-2025	\$269.95
180/55R-17	73V	871-2026	275.95
180/55ZR-17	(73W)	871-2027	304.95



MT75

CLASSIC STYLE FOR MODERN SPORT RIDING

- Modern, aggressive tread pattern for high level wet/dry weather performance
- Excellent handling, superior grip and traction in corners and good mileage
- OE on Aprilia RS50
- OE on Buell Blast

Size	Load/Speed Rating	WPS#	List
FRONT			
100/80-16	50T	871-2071	\$118.95
REAR			
120/80-16	60T	871-2076	\$142.95
110/80-17	57S	871-2077	136.95



NIGHT DRAGON / NIGHT DRAGON GT

NIGHT DRAGON

- **HIGH PERFORMANCE WITH AN AGGRESSIVE LOOK**
- New performance product range tailored to V-Twin and Metric Cruisers
- Modern tread pattern combines high performance attributes and a great new style
- Outstanding grip at all lean angles
- Special compounds offer incredible straight line acceleration and traction
- New structural designs provide great stability and comfort
- Where applicable, radial front tires feature an optimized tread pattern for the best performance
- OE on 2018 Indian Scout
- R=Radial Application



NIGHT DRAGON GT

- Up to 20% Longer lasting*
- Advanced "Full Carbon Black" compound
- Stiffer carcass thanks to structure stiffening and high belt tension
- Same legendary performance, and 100% mixable with all Night Dragon front tires

Size	Load/Speed Rating	WPS #	List	Size	Load/Speed Rating	WPS #	List
FRONT				REAR			
130/90-16	67H	871-2131	\$193.95	170/80B-15 GT	77H	871-2184	\$236.95
130/90-16	73H	871-2133	201.95	180/70B-15	76H	871-2155	280.95
MT90B-16	72H	871-2132	197.95	200/70B-15	82H	871-2156	382.95
150/80B-16	71H	871-2134	220.95	130/90B-16 REINF GT	73H	871-2189	219.95
130/80B-17	62H	871-2135	220.95	MU85-16 GT	77H	871-2180	237.95
140/75R-17	67V	871-2136	234.95	MT90B-16 GT	74H	871-2186	215.95
140/80B-17	69H	871-2137	258.95	150/80B-16 REINF GT	77H	871-2183	229.95
130/70B-18	63H	871-2140	255.95	180/65B-16 REINF GT	81H	871-2181	304.95
130/70R-18	63V	871-2139	261.95	180/70R-16	77H	871-2159	351.95
140/70B-18 REINF	73H	871-2138	299.95	160/70B-17 REINF GT	79V	871-2188	258.95
100/90-19	57H	871-2142	176.95	170/60R-17	78V	871-2172	322.95
110/90-19	62H	871-2143	194.95	180/60B-17	75V	871-2173	311.95
120/70ZR-19	(60W)	871-2144	261.95	180/60B-17 REINF	81H	871-2164	326.95
130/60B-19	61H	871-2174	179.95	200/55R-17 GT	78V	871-2185	281.95
MH90-21	54H	871-2147	173.95	150/70B-18 REINF	76H	871-2167	307.95
90/90B-21	54H	871-2148	173.95	180/55B-18 REINF GT	80H	871-2187	328.95
120/70B-21 REINF	68H	871-2145	248.95	180/55ZR-18	(74W)	871-2168	325.95
130/60B-23	65H	871-2149	263.95	200/50ZR-18 REINF GT	82H	871-2190	328.95
				240/40VR-18	(79V)	871-2169	346.95

MT66 CRUISER

- Designed for wet grip, exceptional handling, riding comfort and durability
- The MT66 will exceed the performance of your OE tires at a very affordable price
- Designed to provide a smooth ride with superior stability
- H-rated for speeds up to 130mph, S-rated for speeds up to 112mph
- TT = Tubetype tire
- REINF = Reinforced

Size	Load/Speed Rating	WPS#	List	Size	Load/Speed Rating	WPS#	List
FRONT				REAR			
130/90-16	67H	871-2032	\$118.95	130/90-15	66S	871-2051	\$118.95
150/80-16	71H	871-2034	154.95	140/90-15	70H	871-2052	129.95
120/90-17 TT	64S	871-2036	121.95	150/90-15	74H	871-2053	152.95
100/90-18	56H	871-2038	93.95	170/80-15	77H	871-2055	165.95
3.00-18	47S	871-2039	112.95	180/70-15	76H	871-2056	238.95
100/90-19	57H	871-2042	100.95	130/90-16	73H	871-2061	121.95
100/90-19 TT	57S	871-2043	97.95	REINF			
110/90-19	62H	871-2044	116.95	140/90-16	71H	871-2062	139.95
90/90-19	52H	871-2046	150.95	150/80-16	71H	871-2063	148.95
80/90-21 TT	48H	871-2048	92.95	120/90-18	65H	871-2066	129.95





ANGEL™ SCOOTER

- Born from Pirelli's sport touring product, the Angel™ GT, for urban commuting
- The structure of the tire and tread pattern design filter all different road conditions and deliver a more comfortable and smooth ride
- A new compound with increased silica improves grip on wet surfaces
- An improved tread pattern with crossing elements absorbs and distributes braking forces to reduce the breaking distance
- Dampening dots within the tread modify the stiffness of the ride and absorb ground irregularities and vibrations
- Tubeless type tires

Size	Load/Speed Rating	WPS#	List	Size	Load/Speed Rating	WPS#	List
FRONT				REAR			
3.00-10 REINF	50J	871-5229	\$44.95	120/70-11 REINF	56L	871-5200	\$66.95
3.50-10 REINF	59J	871-5230	44.95	120/70-12 REINF	58P	871-5201	69.95
80/100-10	46J	871-5231	45.95	130/70-12 REINF	62P	871-5205	76.95
90/90-10	50J	871-5232	45.95	130/60-13 REINF	60P	871-5204	82.95
110/70-11	45L	871-5221	65.95	130/70-13 REINF	63P	871-5206	78.95
110/70-12	47P	871-5222	72.95	140/60-13 REINF	63P	871-5207	78.95
120/70-12	51S	871-5225	69.95	140/70-13	61P	871-5211	89.95
110/90-13	56P	871-5224	75.95	150/70-13	64S	871-5212	85.95
120/70-13	53P	871-5226	79.95	120/80-14	58P	871-5202	93.95
120/70-14	55P	871-5227	70.95	140/70-14 REINF	68S	871-5208	101.95
120/70-15	56S	871-5228	88.95	150/70-14	66S	871-5210	113.95
100/80-16	50P	871-5220	87.95	120/80-16	60P	871-5203	98.95
110/70-16	52S	871-5223	90.95	140/70-16	65P	871-5209	123.95

DIABLO ROSSO™ SCOOTER



- Breakthrough evolution of the DIABLO ROSSO™ III applied to high performance scooters which improves the handling, grip and performance of the tire
- A sporty profile allows for agile handling and a high silica dual-compound rear tire provides better grip and higher mileage
- Features the DIABLO ROSSO™ III patented 'flash' tread pattern design for optimal wear and water drainage
- The 'flash' pattern is a proven and efficient solution to combine tread compactness, void-to-rubber ratio, groove orientation and water evacuation
- TUBELESS type tire

Size	Load/Speed Rating	WPS#	List
FRONT			
110/70-12	47P	871-5170	\$82.95
120/70-12 REINF	58P	871-5171	89.95
120/70R-14	55H	871-5037	107.95
120/80-14	58S	871-5173	99.95
120/70-15	56S	871-5172	136.95
120/70R-15	56H	871-5038	151.95
REAR			
130/70-12 REINF	62P	871-5160	\$99.95
150/70-13	64S	871-5161	109.95
150/70-14	66S	871-5162	157.95
160/60R-14	65H	871-5039	200.95
160/60R-15	67H	871-5040	209.95



DIABLO

SCOOTER

SPORT / SPORT TOURING

- Tread pattern adapted from the Pirelli Diablo sport tire adds the best wet handling and dry grip while limiting road noise
- Only scooter tire with multi-ply carcass and patented 0° steel belt aids in high-speed riding stability and cornering. (Not applicable to all sizes)
- High-performance tread compound imported directly from Pirelli's supersport tires



Size	Load/Speed Rating	WPS#	List
FRONT			
120/70-12	51S	871-5021	\$87.95
110/90-13	56P	871-5002	90.95
90/90-14	46P	871-5030	86.95
120/70-14	55S	871-5004	104.95
120/80-14	58S	871-5005	96.95
120/70R-15	56H	871-5007	151.95
120/70R-15 "S spec"	56H	871-5008	151.95
100/80-16	50P	871-5012	113.95
110/70-16	52P	871-5013	123.95
110/70-16	52S	871-5014	127.95

* O.E. Aprilia tire

Size	Load/Speed Rating	WPS#	List
REAR			
130/70-12	62P	871-5022	\$93.95
130/70-13 REINF	63P	871-5024	100.95
140/60-13 REINF	63P	871-5025	124.95
140/70-13	61P	871-5033	124.95
150/70-13	64S	871-5026	106.95
140/60-14 REINF	64P	871-5023	109.95
140/70-14 REINF	68S	871-5027	128.95
150/70-14	66S	871-5028	153.95
160/60R-14	65H	871-5029	195.95
100/90-14 REINF	57P	871-5031	112.95
160/60R-15	67H	871-5032	205.95
120/80-16	60P	871-5034	121.95
130/80-16	64P	871-5035	121.95
140/70-16	65P	871-5036	150.95

SL36 SYNERGY

SCOOTER

SPORT TOURING

- High Performance sport scooter tire
- Special compound, aggressive, low profile "Dragon" tread design
- Excellent wet and dry weather performance

Size	Load/Speed Rating	WPS#	List
120/70-12	51L	871-5124	\$89.95
130/70-12	56L	871-5125	95.95
140/60-12 REINF	62L	871-5126	102.95



STREET

V-TWIN

OFFROAD

ATV / UTV

TUBES / ACCESSORIES

TRAILER

TOOLS / REPAIR

PROMOTIONAL

REFERENCE

INDEX



SL38 SCOOTER

SPORT / SPORT TOURING

- Sport Touring scooter tire
- Sport Touring tread pattern
- Outstanding stability and handling characteristics
- Large tread blocks for wet performance, even wear and mileage
- OE on Vespa ET2 and ET4
- OE on Vespa LX50 and LX150

Size	Load/Speed Rating	WPS#	List
100/80-10	53L	871-5103	\$88.95
120/70-10 REINF	54L	871-5104	101.95
110/70-11	45L	871-5106	99.95



SL26 SCOOTER

SPORT TOURING

- Sport Touring scooter tire
- Modern sport oriented tread pattern
- Superb handling and excellent wet and dry weather performance
- "All year use" compound

Size	Load/Speed Rating	WPS#	List
100/90-10	56J	871-5071	\$53.95
120/90-10	66J	871-5073	59.95
130/90-10	61J	871-5074	64.95
3.00-10 REINF	50J	871-5076	49.95
3.50-10 REINF	59J	871-5077	55.95
90/90-10	50J	871-5078	45.95
110/100-12	67J	871-5081	68.95
120/70-12	51P	871-5082	74.95
130/70-12	56P	871-5083	81.95
130/60-13 REINF	60P	871-5085	91.95



ML75 SCOOTER

- Modern profile for the standard mopeds
- Reinforced nylon carcass for high level of durability and puncture resistance

Size	Load/Speed Rating	WPS#	List
2.50-16 REINF	42J	871-5062	\$56.95
2.75-16 REINF	46J	871-5063	68.95



STREET

V-TWIN

OFFROAD

ATV / UTV

TUBES /
ACCESSORIES

TRAILER

TOOLS / REPAIR

PROMOTIONAL

REFERENCE

INDEX

CITY DEMON

A tire for town and country journeys, safe and reliable on all kinds of road surface and for all weather conditions

- Resistant carcass for reliable performance in any load condition
- Specific tread to ensure high mileage and high performance over time
- Front tire with deep central grooves for better stability in straight stretches, capable of ensuring good performance and high safety also on wet surfaces
- A wide range of sizes and uses for motorcycles with small engines
- Low purchase and maintenance costs and excellent features as regards to mileage, safety in all conditions and reliability over time



Size	Load/Speed Rating	WPS#	List
FRONT			
2.25-17	38P	871-5145	\$41.95
REAR			
2.50-17	43P	871-5146	\$43.95
2.75-17	47P	871-5147	45.95
3.00-18	52P	871-5148	88.95

MT15 MANDRAKE SCOOTER

- Classic Tread pattern
- Reinforced carcass to ensure high speed stability
- Deep central grooves to improve wet and dry grip
- Available in 14" and 16" sizes

Size	Load/Speed Rating	WPS#	List
90/80-16 REINF TL	51J	871-5121	\$59.95
110/80-14 REINF TL	59J	871-5120	61.95





SL60 SCOOTER

COMMUTING

- Traditional scooter tire
- Aggressive on/off tread pattern for scooters with 10" wheels
- For older generation European and Far Eastern scooter applications
- Yamaha Zuma fitment

Size	Load/Speed Rating	WPS#	List
120/90-10	57J	871-5112	\$87.95
130/90-10	61J	871-5113	99.95
120/80-12	55J	871-5114	89.95
130/80-12	60J	871-5115	95.95



SC30 SCOOTER

COMMUTING

- Traditional scooter tire
- Central grooves for excellent wet performance
- Stiff carcass, to ensure good stability when cornering
- For older generation European and Far Eastern scooter applications

Size	Load/Speed Rating	WPS#	List
3.00-10	42J	871-5065	\$43.95
3.50-10	51J	871-5066	48.95

ORDER TOLL FREE

1 (800) 999-3388

OR FAX (800) 326-3813

See us on the Internet: <http://www.wps-inc.com>
e-mail: Dealer@wps-inc.com



SCORPION™ TRAIL II

- Increased mileage thanks to reduced and uniform tread pattern wear
- Top level handling throughout the entire lifecycle
- Better control of the bikes power / traction
- Large center compound stripe to guarantee mileage and enhanced cornering performance
- Central compound developed for higher mileage and improved wet behavior
- Side compound for optimized balance between dry & wet performance



Size	Load/Speed Rating	WPS#	List
FRONT			
120/70ZR-17	(58W)	871-6061	\$226.95
100/90-18	56V	871-6062	168.95
100/90-19	57V	871-6066	201.95
110/80R-19	59V	871-6063	221.95
120/70R-19	60V	871-6060	221.95
120/70ZR-19	60V	871-6064	229.95
120/70ZR-19 "D-Spec"	60W	871-6069	229.95
90/90-21	54V	871-6065	176.95
REAR			
130/80R-17	65V	871-6072	\$240.95
140/80R-17	69V	871-6073	247.95
150/70R-17	69V	871-6075	263.95
160/60ZR-17	(69W)	871-6077	260.95
170/60R-17	72V	871-6074	265.95
170/60ZR-17	72V	871-6076	277.95
170/60ZR-17 "D-Spec"	72W	871-6071	277.95
180/55ZR-17	(73W)	871-6079	283.95
190/55ZR-17	(75W)	871-6078	316.95
150/70R-18	70V	871-6090	260.95

SCORPION™ RALLY STR

D.O.T. APPROVED

- A compound high in silica content that provides excellent grip in any conditions of use and high mileage
- Street type profiles and structure to guarantee top notch handling on the road
- An innovative tread pattern to provide both traction on dirt roads and stability on asphalt



Size	Load/Speed Rating	WPS#	List
FRONT			
120/70R-17	58V	871-7152	\$206.95
120/70R-18	59V	871-7153	210.95
100/90-19	57V	871-7154	177.95
110/80R-19	59V	871-7155	199.95
120/70R-19	60V	871-7150	243.95
90/90-21	54V	871-7151	140.95
REAR			
150/70R-17	69V	871-7159	\$222.95
170/60R-17	72V	871-7160	304.95
180/55R-17	73V	871-7157	323.95
150/70R-18	70V	871-7158	229.95



MT90AT

CONVENTIONAL DUAL PURPOSE TIRE FOR ENDURO BIKES 70% STREET / 30% OFF-ROAD

- Large central knobs for straight riding stability and general V-shape orientation for high adherence in traction / braking
- Excellent high-speed stability even when fully loaded thanks to a size optimized carcass
- Superb wet/dry grip due to the new Silica tread compound, that offers mileage and regular tread wear performance
- OE tire for the KTM Adventure 950 and 990

Size	Load / Speed Rating	WPS#	List	Size	Load / Speed Rating	WPS#	List
FRONT				REAR			
80/90-21	48S	871-6011	\$107.95	120/90-17	64S	871-6014	\$188.95
90/90-21	54S	871-6012	147.95	110/80-18	58S	871-6015	189.95
90/90-21 TL	54V	871-6013	199.95	120/80-18	62S	871-6016	197.95
				140/80-18	70S	871-6017	214.95
				150/70R-18 TL	70V	871-6018	228.95

TL=tubeless



MT60R/RS

MOTARD SPECIALIST - 60% STREET / 40% OFF-ROAD

- Designed for bikes like the KTM Duke and DUCATI Scrambler
- Performance credentials come from Pirelli's Dragon radial technology: aramide belted front / 0° steel-belted rear tire
- Superb straight line and cornering stability, serious grip in wet conditions provided by Corsa super-moto compound
- New V-Twin size

Size	Load / Speed Rating	WPS#	List	Size	Load / Speed Rating	WPS#	List
FRONT MT60R				FRONT MT60RS			
100/90-19	57H	871-6028	\$189.95	130/90B-16	67H	871-6101	\$194.95
90/90-21	54H	871-6000	155.95	120/70R-17	58V	871-6002	258.95
REAR MT60R				REAR MT60RS			
120/90-17 TT	64S	871-6001	\$238.95	120/70ZR-17	(58W)	871-6008	272.95
130/80-17	65H	871-6029	199.95	110/80R-18	58H	871-6003	221.95
140/80-17	69H	871-6004	238.95	120/70ZR-18	(59W)	871-6100	259.95
				150/80B-16 REINF	77H	871-6105	\$229.95
				160/60R-17	69V	871-6005	286.95
				160/60R-17	69H	871-6006	260.95
				180/55R-17	73H	871-6007	262.95
				180/55R-17	(73W)	871-6009	301.95



MT43

D.O.T. Approved

SINGLETRACK & TRAILS

- Optimum performance on hard, wet and dry terrain
- Special reinforced bias-ply carcass helps support the tire during typical low pressure offroad use
- Unique bead design provides special bead retention from low pressure use

Size	Load/Speed Rating	WPS #	List
FRONT			
2.75-21 TL	45P	871-7141	\$117.95
REAR			
4.00-18 TL	64P	871-7143	\$128.95

STREET

V-TWIN

OFFROAD

ATV / UTV

TUBES / ACCESSORIES

TRAILER

TOOLS / REPAIR

PROMOTIONAL

REFERENCE

INDEX



SCORPION™ PRO

- I.S.D.E. winning tire satisfies ecological requirements worldwide - FIM
- DOT-approved front and rear - Directional front and rear to optimize traction over a wide range
- Chosen "Most Aggressive Dual Purpose Tire" by DIRTBIKE magazine
- Front and Rear Off-Road Pressure Range - Minimum: 10 / Maximum: 13
- OE on KTM 450 & 525 EXC models



HARD VERSION

STANDARD VERSION

Size	Load/Speed Rating	WPS#	List
FRONT			
90/90-21 M+S	54M	871-7123	\$128.95
90/90-21 M+S (HARD)	54M	871-7124	139.95
REAR			
120/90-18 M+S	65M	871-7126	\$136.95
140/80-18 M+S	70M	871-7127	143.95

M+S = Mud + Snow

SCORPION™ RALLY

D.O.T. APPROVED

- The front knob layout is designed for directional stability and high speed desert riding.
- The rear knobs provide rotational traction for the most demanding terrain.
- All of these components are complemented by an innovative tire structure that guarantees world class performance with a tire that has a high resistance to puncture
- M+S=Mud+Snow
- MST=Multi Service Tire
- TL=Tubeless
- *=Modified Tread Pattern



Size	Load/Speed Rating	WPS #	List
FRONT			
110/80-19 M+S TL	59R	871-7132	\$201.95
120/70R-19 M+S TL	60T	871-7133	246.95
90/90-21 MST *	54R	871-7131	128.95
REAR			
150/70-17 M+S TL	69R	871-7138	\$221.95
170/60R17 M+S TL	72T	871-7139	308.95
140/80-18 MST	70R	871-7137	184.95

M+S = Mud + Snow
 TL = Tubeless
 MST = Multi Service Tire
 * = Modified Tread Pattern

STREET

V-TWIN

OFFROAD

ATV / UTV

TUBES / ACCESSORIES

TRAILER

TOOLS / REPAIR

PROMOTIONAL

REFERENCE

INDEX

SCORPION[™] XC MID HARD (XCMH)**AN AGGRESSIVE D.O.T. OFF-ROAD TIRE**

- The tread pattern is designed for maximum traction, even during changing terrain conditions, which provides maximum speed and control
- Wide spacing between central knobs provides maximum traction on intermediate terrain
- Dimples provide adaptability to terrain for improved grip during braking and cornering
- Sharp edged knobs provide grip on hard terrain and maximum traction on intermediate terrain
- Rear tire uses central knobs optimized to increase traction on hard terrain
- Updated carcass and tread for increased traction and side bite, even at big lean angles
- Tread pattern is optimized to increase the number of knobs on the contact area and the quantity of working edges for maximum grip and traction
- MST=Multi Service Tire
- NHS=Not for Highway Service

Size	Load/Speed Rating	WPS #	List
FRONT			
80/100-21 M+S	51R	871-7103	\$119.95
REAR			
110/100-18 MST	64M	871-7105	\$119.95
120/100-18 M+S	68M	871-7106	126.95
140/80-18 M+S	70M	871-7107	147.95

MST = Multi Service Tire

NHS = Not For Highway Service

MT21**DUAL PURPOSE - 10% STREET / 90% OFF-ROAD**

- A serious off-road tire with DOT approval for street
- Tread pattern designed for extremely stable handling



Size	Load/Speed Rating	WPS#	List
FRONT			
80/90-21	48P	871-6044	\$132.95
90/90-21	54R	871-6045	133.95
REAR			
120/90-17	64R	871-6048	\$150.95
130/90-17	68P	871-6049	150.95
110/80-18	58P	871-6052	135.95
120/80-18	62R	871-6053	146.95
120/90-18	65R	871-6054	150.95
130/90-18	69R	871-6055	150.95
140/80-18	70R	871-6056	150.95

TIRE REFERENCE

	SIZE	PURPOSE	FRONT/REAR	BRAND	MODEL	LOAD/SPEED RATING	PAGE	WPS#	LIST				
STREET	15" WHEELS												
	130/90-15	Cruiser	Rear	PIRELLI	MT66 Route	66S	82	871-2051	\$118.95				
	130/90-15	Cruiser	Rear	SHINKO	230 Tour Master	66V	75	87-4171	92.95				
	140/75R-15	Cruiser	Rear	MICHELIN	Commander II	65H	79	87-9768	302.95				
	140/75R-15	Cruiser	Rear	MICHELIN	Scorcher 11	65H	81	87-9423	267.95				
	140/90-15	Cruiser	Rear	MICHELIN	Commander II	76H	79	87-9749	220.95				
	140/90-15	Cruiser	Rear	PIRELLI	MT66 Route	70H	82	871-2052	129.95				
	140/90-15	Cruiser	Rear	SHINKO	230 Tour Master	76V	75	87-4175	104.95				
	140/90-15	Sport	Rear	SHINKO	712	70H	75	87-4154	92.95				
	150/90-15	Cruiser	Rear	MICHELIN	Commander II	74H	79	87-9750	282.95				
	150/90-15	Cruiser	Rear	PIRELLI	MT66 Route	74H	82	871-2053	152.95				
	150/90-15	Cruiser	Rear	SHINKO	230 Tour Master	80V	75	87-4176	114.95				
	150/90-15	Cruiser	Rear	SHINKO	777 H.D.	80H	73	87-4590	139.95				
	150/90-15	Cruiser	Rear	SHINKO	777 H.D. W/W	80H	73	87-4591	156.95				
	160/80-15	Cruiser	Rear	SHINKO	777	74H	73	87-4572	138.95				
	170/80-15	Cruiser	Rear	MICHELIN	Commander II	77H	79	87-9751	260.95				
	170/80-15	Cruiser	Rear	PIRELLI	MT66 Route	77H	82	871-2055	165.95				
	170/80-15	Cruiser	Rear	PIRELLI	Night Dragon GT	77H	82	871-2184	236.95				
	V-TWIN	170/80-15	Cruiser	Rear	SHINKO	230 Tour Master	83V	75	87-4177	121.95			
		170/80-15	Cruiser	Rear	SHINKO	777 H.D.	83H	73	87-4592	144.95			
180/70-15		Cruiser	Rear	MICHELIN	Commander II	76H	79	87-9757	318.95				
180/70-15		Cruiser	Rear	PIRELLI	MT66 Route	76H	82	871-2056	238.95				
180/70-15		Cruiser	Rear	PIRELLI	Night Dragon	76H	82	871-2155	280.95				
180/70-15		Cruiser	Rear	SHINKO	230 Tour Master	76H	75	87-4178	115.95				
180/70-15		Cruiser	Rear	SHINKO	777 H.D.	82H	73	87-4614	152.95				
180/70-15		Cruiser	Rear	SHINKO	777 H.D. W/W	82H	73	87-4615	164.95				
200/70-15		Cruiser	Rear	PIRELLI	Night Dragon	82H	82	871-2156	382.95				
OFFROAD		16" WHEELS											
	5.00-16	Retro	Front/Rear	SHINKO	Super Classic 270	69S	76	87-4620	\$114.95				
	5.00-16	Retro	Front/Rear	SHINKO	Super Classic 270 W/W	69S	76	87-4621	118.95				
	130/90-16	Sport	Rear	SHINKO	712	67H	75	87-4152	90.95				
	130/90-16	Cruiser	Front	MICHELIN	Commander II	73H	79	87-9740	205.95				
	130/90-16	Cruiser	Rear	MICHELIN	Commander II	73H	79	87-9753	234.95				
	130/90-16	Cruiser	Front	MICHELIN	Scorcher 31	73H	81	87-9430	225.95				
	130/90-16	Cruiser	Front	MICHELIN	Scorcher 32	73H	81	87-9436	249.95				
	130/90-16	Cruiser	Front	PIRELLI	MT66 Route	67H	82	871-2032	118.95				
	130/90-16	Cruiser	Rear	PIRELLI	MT66 Route Reinf	73H	82	871-2061	121.95				
ATV / UTV	130/90-16	Cruiser	Front	PIRELLI	Night Dragon	67H	82	871-2131	193.95				
	130/90-16	Cruiser	Front	PIRELLI	Night Dragon	73H	82	871-2133	201.95				
	130/90-16	Cruiser	Rear	PIRELLI	Night Dragon GT Reinf	73H	82	871-2189	219.95				
	130/90-16	Cruiser	Front	SHINKO	230 Tour Master	67V	75	87-4165	91.95				
	130/90-16	Cruiser	Rear	SHINKO	230 Tour Master	73V	75	87-4172	97.95				
	130/90-16	Cruiser	Front	SHINKO	777 H.D.	73H	73	87-4585	114.95				
	130/90-16	Cruiser	Rear	SHINKO	777 H.D.	73H	73	87-4594	119.95				
	130/90-16	Cruiser	Rear	SHINKO	777 H.D. Reflector	73H	73	87-4800	144.95				
	130/90-16	Cruiser	Front	SHINKO	777 H.D. W/W	73H	73	87-4586	124.95				
	130/90-16	Cruiser	Rear	SHINKO	777 H.D. W/W	73H	73	87-4595	129.95				
TUBES / ACCESSORIES	140/90-16	Cruiser	Rear	MICHELIN	Commander II	77H	79	87-9754	253.95				
	140/90-16	Cruiser	Rear	PIRELLI	MT66 Route	71H	82	871-2062	139.95				
	140/90-16	Cruiser	Rear	SHINKO	230 Tour Master	77V	75	87-4179	108.95				
	140/90-16	Cruiser	Rear	SHINKO	777 H.D.	77H	73	87-4596	135.95				
	150/80-16	Cruiser	Rear	MICHELIN	Commander II	77H	79	87-9755	233.95				
	150/80-16	Cruiser	Rear	MICHELIN	Scorcher 31	77H	81	87-9439	261.95				
	150/80-16	Cruiser	Front	PIRELLI	MT66 Route	71H	82	871-2034	154.95				
	150/80-16	Cruiser	Rear	PIRELLI	MT66 Route	71H	82	871-2063	148.95				
	150/80-16	Cruiser	Front	PIRELLI	Night Dragon	71H	82	871-2134	220.95				
	150/80-16	Cruiser	Rear	PIRELLI	Night Dragon GT Reinf	77H	82	871-2183	229.95				
TRAILER	150/80-16	Cruiser	Front	SHINKO	230 Tour Master	71H	75	87-4169	123.95				
	150/80-16	Cruiser	Rear	SHINKO	230 Tour Master	71H	75	87-4130	121.95				
	150/80-16	Cruiser	Front	SHINKO	777 H.D.	71H	73	87-4604	130.95				
	150/80-16	Cruiser	Rear	SHINKO	777 H.D.	77H	73	87-4597	139.95				
	150/80-16	Cruiser	Rear	SHINKO	777 H.D. Reflector	77H	73	87-4805	159.95				
	150/80-16	Cruiser	Front	SHINKO	777 H.D. W/W	71H	73	87-4605	143.95				
	TOOLS / REPAIR	PROMOTIONAL	REFERENCE	INDEX	150/80-16	Cruiser	Front	SHINKO	777 H.D. W/W	71H	73	87-4605	143.95

TIRE REFERENCE

SIZE	PURPOSE	FRONT/REAR	BRAND	MODEL	LOAD/SPEED RATING	PAGE	WPS#	LIST
16" WHEELS (CONT'D...)								
150/80-16	Cruiser	Rear	SHINKO	777 H.D. W/W	77H	73	87-4598	144.95
150/80R-16	Sport	Rear	SHINKO	011 Verge Radial	71W	78	87-4090	149.95
150/80R-16	Drag	Rear	SHINKO	STEALTH-D	W	77	87-4002U	179.95
170/70-16	Cruiser	Rear	SHINKO	777	75H	73	87-4573	142.95
170/70-16	Cruiser	Rear	SHINKO	777 W/W	75H	73	87-4574	157.95
170/80-15	Cruiser	Rear	SHINKO	777 H.D. W/W	83H	73	87-4593	152.95
180/65-16	Cruiser	Rear	MICHELIN	Commander II	81H	79	87-9756	320.95
180/65-16	Cruiser	Rear	MICHELIN	Scorcher 31	81H	81	87-9440	347.95
180/65-16	Cruiser	Rear	PIRELLI	Night Dragon GT Reinf	81H	82	871-2181	304.95
180/70-16	Cruiser	Rear	MICHELIN	Scorcher 31	77H	81	87-9437	342.95
180/70-16	Cruiser	Rear	MICHELIN	Scorcher 32	77H	81	87-9443	351.95
180/70R-16	Cruiser	Rear	PIRELLI	Night Dragon	77H	82	871-2159	351.95
180/65-16	Cruiser	Rear	SHINKO	777 H.D.	81H	73	87-4599	159.95
180/65-16	Cruiser	Rear	SHINKO	777 H.D. Reflector	81H	73	87-4809	189.95
180/65-16	Cruiser	Rear	SHINKO	777 H.D. W/W	81H	73	87-4600	172.95
MT90-16	Cruiser	Front	MICHELIN	Commander II	72H	79	87-9770	169.95
MT90-16	Cruiser	Rear	MICHELIN	Commander II	74H	79	87-9772	206.95
MT90-16	Cruiser	Front	PIRELLI	Night Dragon	72H	82	871-2132	197.95
MT90-16	Cruiser	Rear	PIRELLI	Night Dragon GT	74H	82	871-2186	215.95
MT90-16	Cruiser	Front	SHINKO	250	73H	76	87-4100	104.95
MT90-16	Cruiser	Rear	SHINKO	250	74H	76	87-4105	112.95
MT90-16	Cruiser	Front	SHINKO	250 W/W	73	76	87-4101	105.95
MT90-16	Cruiser	Rear	SHINKO	250 W/W	74	76	87-4106	116.95
MT90-16	Cruiser	Front	SHINKO	611	71H	75	87-4120	95.95
MT90-16	Cruiser	Rear	SHINKO	718	74H	75	87-4125	103.95
MT90-16	Retro	Front/Rear	SHINKO	240 Classic	74H	76	87-4110	111.95
MT90-16	Retro	Front/Rear	SHINKO	240 Classic Double W/W	74H	76	87-4112	118.95
MT90-16	Retro	Front/Rear	SHINKO	240 Classic W/W	74H	76	87-4111	118.95
MU85-16	Cruiser	Rear	MICHELIN	Commander II	77H	79	87-9773	232.95
MU85-16	Cruiser	Rear	PIRELLI	Night Dragon GT	77H	82	871-2180	237.95
MU85-16	Cruiser	Rear	SHINKO	777 H.D.	77H	73	87-4568	157.95
MU85-16	Cruiser	Rear	SHINKO	777 H.D. W/W	77H	73	87-4569	175.95
17" WHEELS								
100/80-17	Cruiser	Front	MICHELIN	Commander II	52H	79	87-9765	\$173.95
100/80-17	Cruiser	Front	MICHELIN	Scorcher 11	52H	81	87-9416	190.95
120/60R-17	Sport	Front	SHINKO	011 Verge Radial	55W	78	87-4080	95.95
120/70-17	Flat Track	Front/Rear	SHINKO	SR267 Junior	58M	78	87-4752S	119.95
120/70R-17	Sport	Front	SHINKO	011 Verge Radial	58W	78	87-4081	96.95
120/70R-17	Cruiser	Front	MICHELIN	Scorcher 21	56V	81	87-9421	190.95
120/90-17	Cruiser	Front	MICHELIN	Commander II	64S	79	87-9741	190.95
120/90-17	Cruiser	Front	PIRELLI	MT66 Route	64S	82	871-2036	121.95
120/90-17	Cruiser	Front	SHINKO	230 Tour Master	64H	75	87-4168	82.95
120/90-17	Cruiser	Front	SHINKO	777	64H	73	87-4560	111.95
130/80-17	Cruiser	Front	MICHELIN	Commander II	65H	79	87-9742	242.95
130/80-17	Cruiser	Front	MICHELIN	Scorcher 31	65H	81	87-9431	247.95
130/80-17	Cruiser	Front	PIRELLI	Night Dragon	62H	82	871-2135	220.95
130/80-17	Cruiser	Front	SHINKO	777	65H	73	87-4566	116.95
130/80-17	Cruiser	Front	SHINKO	777 W/W	65H	73	87-4567	132.95
130/90-17	Cruiser	Rear	SHINKO	230 Tour Master	74V	75	87-4173	104.95
130/90-17	Sport	Rear	SHINKO	712	68H	75	87-4153	92.95
140/75R-17	Cruiser	Front	MICHELIN	Commander II	67V	79	87-9743	242.95
140/75R-17	Cruiser	Front	MICHELIN	Scorcher 11	67V	81	87-9417	250.95
140/75R-17	Cruiser	Front	PIRELLI	Night Dragon	67V	82	871-2136	234.95
140/75R-17	Sport	Front	SHINKO	011 Verge Radial	67V	78	87-4079	140.95
140/80-17	Cruiser	Front	MICHELIN	Commander II	69H	79	87-9763	285.95
140/80-17	Cruiser	Front	PIRELLI	Night Dragon	69H	82	871-2137	258.95
140/80-17	Cruiser	Front	SHINKO	777	69H	73	87-4561	132.95
140/80-17	Cruiser	Front	SHINKO	777 W/W	69H	73	87-4562	154.95
150/60R-17	Cruiser	Rear	MICHELIN	Scorcher 11	66W	81	87-9424	246.95
150/70-17	Sport	Rear	SHINKO	712	69H	75	87-4155	93.95
150/70R-17	Cruiser	Rear	MICHELIN	Scorcher 11	69W	81	87-9425	261.95
150/80H-17	Cruiser	Front	SHINKO	230 Tour Master	72H	75	87-4166	124.95

STREET
V-TWIN
OFFROAD
ATV / UTV
TUBES / ACCESSORIES
TRAILER
TOOLS / REPAIR
PROMOTIONAL
REFERENCE
INDEX

TIRE REFERENCE

STREET

V-TWIN

OFFROAD

ATV / UTV

TUBES / ACCESSORIES

TRAILER

TOOLS / REPAIR

PROMOTIONAL

REFERENCE

INDEX

SIZE	PURPOSE	FRONT/REAR	BRAND	MODEL	LOAD/SPEED RATING	PAGE	WPS#	LIST
17" WHEELS (cont'd...)								
160/60R-17	Cruiser	Rear	MICHELIN	Scorcher 21	69V	81	87-9438	253.95
160/60R-17	Sport	Rear	SHINKO	011 Verge Radial	69W	78	87-4091	137.95
160/70-17	Cruiser	Rear	MICHELIN	Commander II	73V	79	87-9758	290.95
160/70-17	Cruiser	Rear	MICHELIN	Scorcher 31	73V	81	87-9441	292.95
160/70-17	Cruiser	Rear	PIRELLI	Night Dragon GT Reinf	79V	82	871-2188	258.95
160/70-17	Cruiser	Rear	SHINKO	777 H.D.	79H	73	87-4601	157.95
160/70-17	Cruiser	Rear	SHINKO	777 H.D. W/W	79H	73	87-4602	169.95
170/60R-17	Sport	Rear	SHINKO	011 Verge Radial	72W	78	87-4092	139.95
170/60R-17	Cruiser	Rear	PIRELLI	Night Dragon	78V	82	871-2172	322.95
180/55R-17	Sport	Rear	SHINKO	011 Verge Radial	73W	78	87-4093	154.95
180/55R-17	Drag	Rear	SHINKO	Hook-Up	73W	77	87-4650	202.95
180/55R-17	Cruiser	Rear	MICHELIN	Scorcher 11	73W	81	87-9426	379.95
180/60-17	Cruiser	Rear	MICHELIN	Scorcher 31	75V	81	87-9442	320.95
180/60-17	Cruiser	Rear	PIRELLI	Night Dragon	75V	82	871-2173	311.95
180/60-17	Cruiser	Rear	PIRELLI	Night Dragon Reinf	81H	82	871-2164	326.95
190/50R-17	Sport	Rear	SHINKO	011 Verge Radial	73W	78	87-4094	159.95
190/50R-17	Drag	Rear	SHINKO	Hook-Up	73W	77	87-4651	214.95
190/50R-17	Drag	Rear	SHINKO	Hook-Up Pro	73W	77	87-4651P	249.95
200/50R-17	Sport	Rear	SHINKO	011 Verge Radial	75W	78	87-4095	165.95
200/50R-17	Drag	Rear	SHINKO	Hook-Up	75W	77	87-4652	232.95
200/50R-17	Drag	Rear	SHINKO	Hook-Up Pro	75W	77	87-4652P	259.95
200/55R-17	Cruiser	Rear	MICHELIN	Commander II	78V	79	87-9759	279.95
200/55R-17	Cruiser	Rear	MICHELIN	Scorcher 11	78V	81	87-9427	304.95
200/55R-17	Cruiser	Rear	PIRELLI	Night Dragon GT	78V	82	871-2185	281.95
200/55R-17	Sport	Rear	SHINKO	011 Verge Radial	67V	78	87-4087	189.95
26"x7"-17	Drag	Rear	SHINKO	Reactor II Drag Slick		77	87-4656	177.95
18" WHEELS								
3.00-18	Cruiser	Front	PIRELLI	MT66 Route	47S	82	871-2039	\$112.95
3.00-18	Sport	Front	SHINKO	712	55H	75	87-4157	56.95
3.50-18	Sport	Rear	SHINKO	712	60H	75	87-4158	62.95
4.00-18	Retro	Front/Rear	SHINKO	270	64H	76	87-4624	102.95
4.00-18	Retro	Front/Rear	SHINKO	270 W/W	64H	76	87-4626	116.95
4.50-18	Retro	Front/Rear	SHINKO	270	70H	76	87-4628	113.95
4.50-18	Retro	Front/Rear	SHINKO	270 W/W	70H	76	87-4632	125.95
100/90-18	Cruiser	Front	PIRELLI	MT66 Route	56H	82	871-2038	93.95
100/90-18	Cruiser	Front	SHINKO	230 Tour Master	56V	75	87-4160	75.95
100/90-18	Sport	Front	SHINKO	712	56H	75	87-4140	66.95
100/90-18	Sport	Rear	SHINKO	712	56H	75	87-4156	67.95
110/90-18	Cruiser	Front	MICHELIN	Commander II	61H	79	87-9761	218.95
110/90-18	Cruiser	Front	SHINKO	230 Tour Master	61V	75	87-4162	83.95
110/90-18	Sport	Rear	SHINKO	712	61H	75	87-4150	66.95
120/70R-18	Cruiser	Front	MICHELIN	Scorcher 11	59W	81	87-9418	255.95
120/70R-18	Cruiser	Front	MICHELIN	Scorcher 11	59W	81	87-9419	265.95
120/70R-18	Sport	Front	SHINKO	011 Verge Radial	59W	78	87-4082	102.95
120/90-18	Cruiser	Rear	PIRELLI	MT66 Route	65H	82	871-2066	129.95
120/90-18	Cruiser	Front	SHINKO	230 Tour Master	65V	75	87-4164	89.95
120/90-18	Cruiser	Rear	SHINKO	230 Tour Master	71V	75	87-4170	105.95
120/90-18	Cruiser	Front	SHINKO	777	65H	73	87-4563	115.95
120/90-18	Sport	Rear	SHINKO	712	65H	75	87-4151	76.95
130/70-18	Cruiser	Front	MICHELIN	Commander II	63H	79	87-9746	281.95
130/70-18	Cruiser	Front	MICHELIN	Scorcher 31	63H	81	87-9432	284.95
130/70-18	Cruiser	Front	PIRELLI	Night Dragon	63H	82	871-2140	255.95
130/70-18	Cruiser	Front	SHINKO	777	69H	73	87-4616	114.95
130/70-18	Cruiser	Front	SHINKO	777 W/W	69H	73	87-4617	128.95
130/70R-18	Cruiser	Front	PIRELLI	Night Dragon	63V	82	871-2139	261.95
130/90-18	Cruiser	Rear	SHINKO	230 Tour Master	69V	75	87-4174	108.95
140/70-18	Cruiser	Front	PIRELLI	Night Dragon Reinf	73H	82	871-2138	299.95
140/70-18	Cruiser	Rear	SHINKO	777 H.D.	72H	73	87-4610	118.95
140/70-18	Cruiser	Rear	SHINKO	777 H.D. W/W	72H	73	87-4611	130.95
150/70-18	Cruiser	Rear	MICHELIN	Commander II	76H	79	87-9752	323.95
150/70-18	Cruiser	Rear	PIRELLI	Night Dragon Reinf	76H	82	871-2167	307.95
150/70-18	Cruiser	Rear	SHINKO	777 H.D.	76H	73	87-4612	126.95

TIRE REFERENCE

SIZE	PURPOSE	FRONT/REAR	BRAND	MODEL	LOAD/SPEED RATING	PAGE	WPS#	LIST
18" WHEELS (cont'd...)								
150/70-18	Cruiser	Rear	SHINKO	777 H.D. W/W	76H	73	87-4613	139.95
160/60R-18	Cruiser	Front	MICHELIN	Scorcher 11	70V	81	87-9415	295.95
180/55-18	Cruiser	Rear	MICHELIN	Commander II	80H	79	87-9767	337.95
180/55-18	Cruiser	Rear	PIRELLI	Night Dragon GT Reinf	80H	82	871-2187	328.95
180/55-18	Cruiser	Rear	SHINKO	777 H.D.	84H	73	87-4608	182.95
180/55-18	Cruiser	Rear	SHINKO	777 H.D. W/W	84H	73	87-4609	195.95
180/55R-18	Cruiser	Rear	PIRELLI	Night Dragon	(74W)	82	871-2168	325.95
200/50R-18	Cruiser	Rear	PIRELLI	Night Dragon GT Reinf	82H	82	871-2190	328.95
200/50R-18	Sport	Rear	SHINKO	011 Verge Radial	76V	78	87-4096	178.95
240/40R-18	Cruiser	Rear	MICHELIN	Commander II	79V	79	87-9769	361.95
240/40R-18	Cruiser	Rear	MICHELIN	Scorcher 11	79V	81	87-9428	374.95
240/40R-18	Cruiser	Rear	PIRELLI	Night Dragon	(79V)	82	871-2169	346.95
300/35R-18	Sport	Rear	SHINKO	011 Verge Radial	78V	78	87-4089	284.95
19" WHEELS								
4.00-19	Retro	Front	SHINKO	Super Classic 270	61H	76	87-4622	\$107.95
4.00-19	Retro	Front	SHINKO	Super Classic 270 W/W	61H	76	87-4623	115.95
90/90-19	Cruiser	Front	PIRELLI	MT66 Route	52H	82	871-2046	150.95
100/90-19	Retro	Front	SHINKO	240	63H	76	87-4115	87.95
100/90-19	Retro	Front	SHINKO	240 W/W	63H	76	87-4116	101.95
100/90-19	Cruiser	Front	MICHELIN	Commander II	57H	79	87-9744	184.95
100/90-19	Cruiser	Front	MICHELIN	Scorcher 31	57H	81	87-9433	191.95
100/90-19	Cruiser	Front	PIRELLI	MT66 Route	57H	82	871-2042	100.95
100/90-19	Cruiser	Front	PIRELLI	MT66 Route	57S	82	871-2043	97.95
100/90-19	Cruiser	Front	PIRELLI	Night Dragon	57H	82	871-2142	176.95
100/90-19	Cruiser	Front	SHINKO	230 Tour Master	57V	75	87-4161	79.95
100/90-19	Cruiser	Front	SHINKO	777 H.D.	61H	73	87-4587	73.95
100/90-19	Cruiser	Front	SHINKO	777 H.D. Reflector	61H	73	87-4801	89.95
100/90-19	Cruiser	Front	SHINKO	777 H.D. W/W	61H	73	87-4588	85.95
100/90-19	Sport	Front	SHINKO	712	57H	75	87-4141	66.95
110/90-19	Cruiser	Front	MICHELIN	Commander II	62H	79	87-9762	212.95
110/90-19	Cruiser	Front	MICHELIN	Scorcher 31	62H	81	87-9413	222.95
110/90-19	Cruiser	Front	PIRELLI	MT66 Route	62H	82	871-2044	116.95
110/90-19	Cruiser	Front	PIRELLI	Night Dragon	62H	82	871-2143	194.95
110/90-19	Cruiser	Front	SHINKO	230 Tour Master	62V	75	87-4163	83.95
110/90-19	Cruiser	Front	SHINKO	777	62H	73	87-4564	97.95
110/90-19	Sport	Front	SHINKO	712	61H	75	87-4142	71.95
120/70R-19	Cruiser	Front	MICHELIN	Commander II	60W	79	87-9760	242.95
120/70R-19	Cruiser	Front	MICHELIN	Scorcher 11	60W	81	87-9420	265.95
120/70R-19	Cruiser	Front	PIRELLI	Night Dragon	(60W)	82	871-2144	261.95
130/60-19	Cruiser	Front	MICHELIN	Commander II	61H	79	87-9764	208.95
130/60-19	Cruiser	Front	MICHELIN	Scorcher 31	61H	81	87-9434	200.95
130/60-19	Cruiser	Front	PIRELLI	Night Dragon	61H	82	871-2174	179.95
130/60-19	Cruiser	Front	SHINKO	777	67H	73	87-4606	143.95
130/60-19	Cruiser	Front	SHINKO	777 W/W	67H	73	87-4607	156.95
130/80-19	Flat Track	Front	SHINKO	SR267 Soft	67H	78	87-4750S	109.95
130/80-19	Flat Track	Front	SHINKO	SR267 Medium	67H	78	87-4750M	109.95
130/80-19	Flat Track	Front	SHINKO	SR267 Hard	67H	78	87-4750H	109.95
140/80-19	Flat Track	Rear	SHINKO	SR268 Soft	71H	78	87-4751S	119.95
140/80-19	Flat Track	Rear	SHINKO	SR268 Medium	71H	78	87-4751M	119.95
140/80-19	Flat Track	Rear	SHINKO	SR268 Hard	71H	78	87-4751H	119.95
MJ90-19	Cruiser	Front	SHINKO	250	56H	76	87-4103	97.95
MM90-19	Cruiser	Front	SHINKO	611	61H	75	87-4121	91.95
20" WHEELS								
6.5-20	Cruiser	Front	SHINKO	777	77H	74	87-4200	\$289.95

STREET

V-TWIN

OFFROAD

ATV / UTV

TUBES / ACCESSORIES

TRAILER

TOOLS / REPAIR

PROMOTIONAL

REFERENCE

INDEX

TIRE REFERENCE

SIZE	PURPOSE	FRONT/REAR	BRAND	MODEL	LOAD/SPEED RATING	PAGE	WPS#	LIST
21" WHEELS								
3.00-21	Retro	Front	SHINKO	270	57S	76	87-4633	\$77.95
3.00-21	Retro	Front	SHINKO	270 W/W	57S	76	87-4634	89.95
80/90-21	Cruiser	Front	MICHELIN	Commander II	54H	79	87-9745	170.95
80/90-21	Cruiser	Front	MICHELIN	Scorcher 31	54H	81	87-9435	187.95
80/90-21	Cruiser	Front	PIRELLI	MT66 Route	48H	82	871-2048	92.95
80/90-21	Cruiser	Front	SHINKO	777 H.D.	54H	73	87-4589	69.95
80/90-21	Cruiser	Front	SHINKO	230 Tour Master	48V	75	87-4167	64.95
90/90-21	Cruiser	Front	MICHELIN	Commander II	54H	79	87-9747	187.95
90/90-21	Cruiser	Front	PIRELLI	Night Dragon	54H	82	871-2148	173.95
90/90-21	Cruiser	Front	SHINKO	777	54H	73	87-4182	73.95
90/90-21	Cruiser	Front	SHINKO	777 W/W	54H	73	87-4565	95.95
120/70-21	Cruiser	Front	MICHELIN	Commander II	68H	79	87-9748	262.95
120/70-21	Cruiser	Front	PIRELLI	Night Dragon Reinf	68H	82	871-2145	248.95
120/70-21	Cruiser	Front	SHINKO	777 H.D.	68H	73	87-4583	115.95
120/70-21	Cruiser	Front	SHINKO	777 H.D. W/W	68H	73	87-4584	124.95
130/60-21	Cruiser	Front	MICHELIN	Scorcher 11	63H	81	87-9414	256.95
MH-90-21	Cruiser	Front	MICHELIN	Commander II	54H	79	87-9771	174.95
MH-90-21	Cruiser	Front	PIRELLI	Night Dragon	54H	82	871-2147	173.95
MH-90-21	Cruiser	Front	SHINKO	250	56H	76	87-4104	88.95
MH-90-21	Cruiser	Front	SHINKO	611	56H	75	87-4122	85.95
23" WHEELS								
130/60-23	Cruiser	Front	PIRELLI	Night Dragon	65H	82	871-2149	\$263.95
130/60-23	Cruiser	Front	SHINKO	777 H.D.	75H	73	87-4581	149.95
130/60-23	Cruiser	Front	SHINKO	777 H.D. W/W	75H	73	87-4582	162.95
130/60R-23	Cruiser	Front	SHINKO	011 Verge Radial	65V	78	87-4088	199.95
26" WHEELS								
120/50-26	Cruiser	Front	SHINKO	777 H.D.	73H	73	87-4603	\$199.95
30" WHEELS								
140/40-30	Cruiser	Front	SHINKO	777	57H	74	87-4580	\$399.95



CRUISER / TOURING TIRES



Introducing the REFLECTOR!!! The next evolution in motorcycle tire technology. Almost completely un-noticeable until light hits the reflective material on the sidewall and then BOOM....the sidewall of the tire lights up! BE SAFE. BE SEEN!

With a newly re-designed reinforced carcass, the 777 H.D. has higher load ratings and HIGHER MILEAGE! Heavier (Aramid) belting provides ample load capacity while also giving more stability and longer life. Specifically designed for cruiser machines and is available in a multitude of sizes to fit many V-Twin and metric cruiser models.

- Now available in REFLECTIVE sidewall in select sizes
- Higher mileage and load capacity
- H.D. (Heavy Duty) version with reinforced carcass
- H rated tubeless, 4 or 6 ply rated
- Aramid belted (150/80-16, 100/90-19, 90/90-21 nylon belted)



FRONT					REAR						
Description		Ply Rating	Load Index	WPS#	List	Description		Ply Rating	Load Index	WPS#	List
130/90-16	H.D.	4	73	87-4585	\$114.95	150/90-15	H.D.	4	80	87-4590	\$139.95
130/90-16 W/W	H.D.	4	73	87-4586	124.95	150/90-15 W/W	H.D.	4	80	87-4591	156.95
130/90-16	H.D.	4	73	87-4570	149.95	160/80-15		4	74	87-4572	138.95
150/80-16	H.D.	4	71	87-4604	130.95	170/80-15	H.D.	4	83	87-4592	144.95
150/80-16 W/W	H.D.	4	71	87-4605	143.95	170/80-15 W/W	H.D.	4	83	87-4593	152.95
120/90-17		4	64	87-4560	111.95	170/80-15	H.D. Reflector	4	83	87-4559	179.95
130/80-17		4	65	87-4566	116.95	180/70-15	H.D.	4	82	87-4614	152.95
130/80-17 W/W		4	65	87-4567	132.95	180/70-15 W/W	H.D.	4	82	87-4615	164.95
130/80-17	Reflector	4	65	87-4558	142.95	130/90-16	H.D.	6	73	87-4594	119.95
140/80-17		4	69	87-4561	132.95	130/90-16 W/W	H.D.	6	73	87-4595	129.95
140/80-17 W/W		4	69	87-4562	154.95	130/90-16	H.D. Reflector	6	73	87-4800	144.95
120/90-18		4	65	87-4563	115.95	MU85-16	H.D.	4	77	87-4568	157.95
130/70-18		4	69	87-4616	114.95	MU85-16 W/W	H.D.	4	77	87-4569	175.95
130/70-18 W/W		4	69	87-4617	128.95	140/90-16	H.D.	4	77	87-4596	135.95
100/90-19	H.D.	4	61	87-4587	73.95	150/80-16	H.D.	4	77	87-4597	139.95
100/90-19 W/W	H.D.	4	61	87-4588	85.95	150/80-16 W/W	H.D.	4	77	87-4598	144.95
100/90-19	H.D. Reflector	4	61	87-4801	89.95	150/80-16	H.D. Reflector	4	77	87-4805	159.95
110/90-19		4	62	87-4564	97.95	170/70-16		4	75	87-4573	142.95
130/60-19		4	67	87-4606	143.95	170/70-16 W/W		4	75	87-4574	157.95
130/60-19 W/W		4	67	87-4607	156.95	180/65-16	H.D.	6	81	87-4599	159.95
6.5-20	SRT 777	4	77	87-4200	289.95	180/65-16 W/W	H.D.	6	81	87-4600	172.95
80/90-21	H.D.	4	54	87-4589	69.95	180/65-16	H.D. Reflector	6	81	87-4809	189.95
90/90-21		4	54	87-4182	73.95	160/70-17	H.D.	4	79	87-4601	157.95
90/90-21 W/W		4	54	87-4565	95.95	160/70-17 W/W	H.D.	4	79	87-4602	169.95
120/70-21	H.D.	4	68	87-4583	115.95	140/70-18	H.D.	4	72	87-4610	118.95
120/70-21 W/W	H.D.	4	68	87-4584	124.95	140/70-18 W/W	H.D.	4	72	87-4611	130.95
130/60-23	H.D.	4	75	87-4581	149.95	150/70-18	H.D.	4	76	87-4612	126.95
130/60-23 W/W	H.D.	4	75	87-4582	162.95	150/70-18 W/W	H.D.	4	76	87-4613	139.95
120/50-26	H.D.	4	73	87-4603	199.95	180/55-18	H.D.	6	84	87-4608	182.95
140/40-30		4	57H	87-4580	399.95	180/55-18 W/W	H.D.	6	84	87-4609	195.95

STREET

V-TWIN

OFFROAD

ATV / UTV

TUBES / ACCESSORIES

TRAILER

TOOLS / REPAIR

PROMOTIONAL

REFERENCE

INDEX



CRUISER / TOURING TIRES

STREET

V-TWIN

OFFROAD

ATV / UTV

TUBES / ACCESSORIES

TRAILER

TOOLS / REPAIR

PROMOTIONAL

REFERENCE

INDEX

SRT 777 20 INCH

- Requires Paul Yaffe's 20" big wheel performance SRT Kit for installation
- This is a front tire designed specifically for it's purpose not like other fat front tire conversions that use a rear tire
- Fat 6.5" wide front tire with a true front tire profile and tread ensures superior handling

Description	Ply Rating	Load Index	WPS#	List
FRONT				
6.5" - 20	SRT 777	4	77	87-4200 \$289.95



777 30 INCH

- Specifically designed for the custom 30" front wheel market
- Legendary 777 handling and performance now available in a 30"!
- H-rated tubeless, 6-ply rated.
- Higher mileage and load capacity
- Tread compound designed for a great combination of traction and mileage
- Directional tread pattern offers excellent wet and dry traction
- Aramid belted
- DOT approved

Description	Ply Rating	Load Index	WPS#	List
FRONT				
140/40-30	4	57H	87-4580	\$399.95



CRUISER / TOURING TIRES



230 TOUR MASTER

- Designed for long distance, high speed riding
- Aramid belted
- Staggered tread design offers a quiet ride with excellent handling
- V rated tubeless (unless noted), 4 ply rated



Description	Load Index	WPS#	List
FRONT			
130/90V16	67	87-4165	\$91.95
150/80H16	71	87-4169	123.95
120/90H17	64	87-4168	82.95
150/80H17	72	87-4166	124.95
100/90V18	56	87-4160	75.95
110/90V18	61	87-4162	83.95
120/90V18	65	87-4164	89.95
100/90V19	57	87-4161	79.95
110/90V19	62	87-4163	83.95
80/90H21	48	87-4167	64.95

Description	Load Index	WPS#	List
REAR			
130/90V15	66	87-4171	\$92.95
140/90V15	76	87-4175	104.95
150/90V15	80	87-4176	114.95
170/80V15	83	87-4177	121.95
180/70H15	76	87-4178	115.95
130/90V16	73	87-4172	97.95
140/90V16	77	87-4179	108.95
150/80H16	71	87-4130	121.95
130/90V17	74	87-4173	104.95
120/90V18	71	87-4170	105.95
130/90V18	69	87-4174	108.95



712

- Designed for mileage and performance
- Staggered tread pattern provides excellent wet weather performance
- H rated tubeless, 4 ply nylon carcass

Description	Load Index	WPS#	List
FRONT			
120/80-16	60	87-4143	\$71.95
100/90-18	56	87-4140	66.95
3.00-18	55	87-4157	56.95
100/90-19	57	87-4141	66.95
110/90-19	61	87-4142	71.95

Description	Load Index	WPS#	List
REAR			
140/90-15	70	87-4154	\$92.95
130/90-16	67	87-4152	90.95
130/90-17	68	87-4153	92.95
150/70-17	69	87-4155	93.95
3.50-18	60	87-4158	62.95
100/90-18	56	87-4156	67.95
110/90-18	61	87-4150	66.95
120/90-18	65	87-4151	76.95



611 AND 718

- Directional tread design for excellent adhesion in both wet and dry conditions
- Aramid belt for added stability under high loads
- H rated tubeless, 4 ply (except 21") nylon carcass



Description	Load Index	WPS#	List
FRONT 611			
MT90-16	71	87-4120	\$95.95
MM90-19	61	87-4121	91.95
MH90-21	56	87-4122	85.95
REAR 718			
MT90-16	74	87-4125	\$103.95

STREET

V-TWIN

OFFROAD

ATV / UTV

TUBES / ACCESSORIES

TRAILER

TOOLS / REPAIR

PROMOTIONAL

REFERENCE

INDEX



CRUISER / TOURING TIRES

STREET

V-TWIN

OFFROAD

ATV / UTV

TUBES / ACCESSORIES

TRAILER

TOOLS / REPAIR

PROMOTIONAL

REFERENCE

INDEX

250

- Designed for both excellent handling and long life
- Available in white side wall
- Aramid belt for high load stability
- H rated tubeless, 4 ply (except 21") nylon carcass

Description	Load Index	WPS#	List
FRONT			
MT90-16	73	87-4100	\$104.95
MT90-16 W/W	73	87-4101	105.95
MJ90-19	56	87-4103	97.95
MH90-21	56	87-4104	88.95
REAR			
MT90-16 A/B	74	87-4105	\$112.95
MT90-16 W/W	74	87-4106	116.95



CLASSIC 240

- Compounded for high mileage
- Also available in single and double stripe white side wall
- Aramid belt offsets tread distortion for better grip and durability
- H rated tube type, 4 ply nylon carcass

Description	Load Index	Fitment	WPS#	List
240 CLASSIC				
MT90-16	74	F/R	87-4110	\$111.95
MT90-16 W/W	74	F/R	87-4111	118.95
MT90-16 Double W/W	74	F/R	87-4112	118.95
100/90-19	63	F	87-4115	87.95
100/90-19 W/W	63	F	87-4116	101.95



270

- Classic full aspect ratio sawtooth design
- Available in white side wall
- Full 4 ply rated nylon carcass for extended wear with a classic appearance
- S speed rated, tube type

Description	Ply Rating	Speed Rating	Load Index	Fitment	WPS #	List
SUPER CLASSIC 270						
5.00-16	4	S	69	F/R	87-4620	\$114.95
5.00-16 W/W	4	S	69	F/R	87-4621	118.95
4.00-18	4	H	64	F/R	87-4624	102.95
4.00-18 W/W	4	H	64	F/R	87-4626	116.95
4.50-18	4	H	70	F/R	87-4628	113.95
4.50-18 W/W	4	H	70	F/R	87-4632	125.95
4.00-19	4	H	61	F	87-4622	107.95
4.00-19 W/W	4	H	61	F	87-4623	115.95
3.00-21	6	S	57	F	87-4633	77.95
3.00-21 W/W	6	S	57	F	87-4634	89.95



DRAG / RACE RADIALS



**Ultra Lightweight!
Hook-Up Like A Pro!**



HOOK-UP PRO DRAG RADIAL

- The ultimate DOT drag tire.....Just got better!!
- HOOK-UP PRO! All of the great features of the original Hook-Up, but lighter, faster and now even better at the top-end of the track! Competition-developed design allows for more horsepower to be used throughout the run due to a larger contact patch at high speed. Enhanced carcass resists distortion, chunking, and the stresses of centrifugal force to maintain a more constant footprint.
- Due to the soft compound of this tire, it is not for use on dynamometers!

Description	Speed Rating	Load Index	WPS#	List
190/50ZR17	W	73	87-4651P	\$249.95
200/50ZR17	W	75	87-4652P	259.95



HOOK-UP DRAG RADIAL

- Light weight extremely flexible carcass
- Softest street compound available from Shinko
- Tread pattern and profile designed specifically for the demands of drag racing
- Aramid belted, DOT approved, not intended for use on public roads or street use
- Combine with the Shinko 003 Stealth front tire for a matching tread pattern
- Due to the soft compound of this tire, it is not for use on dynamometers!

Description	Speed Rating	Load Index	WPS#	List
180/55ZR17	W	73	87-4650	\$202.95
190/50ZR17	W	73	87-4651	214.95
200/50ZR17	W	75	87-4652	232.95



Stacey Bortz is the fastest female in the world of American V-Twin drag racing. She has run as fast as 8.86 seconds in the quarter mile with speeds over 150 MPH. She uses Shinko tires on her AMRA Outlaw Street bike as well as her 10 second Superglide.

STEALTH-D

- Specifically designed for V-Twin Drag racing
- DOT approved
- Ultra-Soft compound for maximum traction
- "W" speed rated (168 mph) DOT approved
- Fits right onto your stock 16" wheel!!

Description	Speed Rating	WPS#	List
150/80ZR16	W	87-4002U	\$179.95

**REACTOR III
REACTOR DRAG SLICK**

- NEW light weight design
- Wider footprint and softer sidewall
- Wrinkle wall drag slick, for track use only
- Tread compound designed for maximum traction
- 26" x 7" x 17" size fits most sport bike rear wheels
- Recommended rim width 5½" to 7½"

Description	WPS #	List
26" x 7" - 17"	87-4656	\$177.95



WARRANTY EXCLUSIONS APPLY - CALL WPS FOR DETAILS

STREET

V-TWIN

OFFROAD

ATV / UTV

TUBES / ACCESSORIES

TRAILER

TOOLS / REPAIR

PROMOTIONAL

REFERENCE

INDEX



SPECIALTY TIRES

STREET

V-TWIN

OFFROAD

ATV / UTV

TUBES / ACCESSORIES

TRAILER

TOOLS / REPAIR

PROMOTIONAL

REFERENCE

INDEX

FLAT TRACK SR267/268

Shinko flat Track tires are designed and tested to perform at the highest level of the sport. The SR267/268 is available in 3 different compounds to give you the best tire for any track. GET "SLIDEWAYS"!!!

- Available in Soft-Medium-Hard compounds
- Proven performance
- DOT approved



Description	Soft	Medium	Hard	List
FRONT				
130/80-19 (27.0 x 7.0-19)	87-4750S	87-4750M	87-4750H	\$109.95
REAR				
140/80-19 (27.5 x 7.5-19)	87-4751S	87-4751M	87-4751H	\$119.95
JUNIOR FRONT/REAR				
120/70-17	87-4752S			\$119.95



SPORT TOURING RADIALS

011 VERGE RADIAL

- Sport / Touring designed tread
- Rear tires feature Zero Degree JLSB (Joint-Less Steel Belted) state-of-the-art technology for added stability and strength
- Front tires are Aramid belted for enhanced high speed performance
- Tread compound designed for excellent grip with extended tread life
- Tread radius designed for enhanced high speed cornering
- "W" speed rated (168 mph) or "V" rated (149 mph) DOT approved

Description	Speed Rating	Load Index	WPS#	List
FRONT				
120/60ZR17	W	55	87-4080	\$95.95
120/70ZR17	W	58	87-4081	96.95
140/75VR17	V	67	87-4079	140.95
120/70ZR18	W	59	87-4082	102.95
130/60VR23	V	65	87-4088	199.95
REAR				
150/80ZR16	W	71	87-4090	\$149.95
160/60ZR17	W	69	87-4091	137.95
170/60ZR17	W	72	87-4092	139.95
180/55ZR17	W	73	87-4093	154.95
190/50ZR17	W	73	87-4094	159.95
200/50ZR17	W	75	87-4095	165.95
200/55VR17	V	67	87-4087	189.95
200/50VR18	V	76	87-4096	178.95
300/35VR18	V	87	87-4089	284.95



More Miles for Your Money!!

A new standard in cruiser tire longevity

- Independent tests* show that the MICHELIN® Commander® II rear tire lasts almost twice as long its main competitors, the Metzeler ME880 and the Dunlop D407/408



FRONT

REAR

Innovative technology

- Amplified Density Technology: A highly dense, more-rigid tire casing, which helps deliver excellent feedback and handling

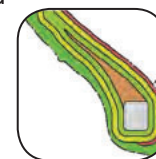


-Conventional 71-thread ply



-Commander II 90-thread ply is 25% more dense than conventional plies

- Aramid tread plies on the rear tire resist centrifugal growth, reduce weight and provide excellent stability
- All-new rubber compounds for remarkable wet grip, without compromising durability
- Square bead wires improve casing rigidity, handling and ease of installation



A groundbreaking new look

- Unique tread pattern for head-turning looks
- Premium sidewall treatment complements cruiser styling

* Commissioned third party tests conducted in 2011 on public roads comparing MICHELIN® Commander® II , Metzeler ME880 and Dunlop D407/408 tires in sizes 130/80 B 17 and 180/65 B 16. Individual results may vary depending on motorcycle type and operating conditions

Size	Load/Speed Rating	WPS#	List
FRONT BIAS			
MT90-B16	72H	87-9770	\$169.95
130/90-B16	73H	87-9740	205.95
100/80-B17	52H	87-9765	173.95
120/90-B17	64S	87-9741	190.95
130/80-B17	65H	87-9742	242.95
140/80-B17	69H	87-9763	285.95
110/90-B18	61H	87-9761	218.95
130/70-B18	63H	87-9746	281.95
100/90-B19	57H	87-9744	184.95
110/90-B19	62H	87-9762	212.95
130/60-B19	61H	87-9764	208.95
MH90-21	54H	87-9771	174.95
80/90-21	54H	87-9745	170.95
90/90-21	54H	87-9747	187.95
120/70-B21	68H	87-9748	262.95
FRONT RADIAL			
140/75R-17	67V	87-9743	\$242.95
120/70ZR 19	60W	87-9760	242.95

Size	Load/Speed Rating	WPS#	List
REAR BIAS			
140/90-B15	76H	87-9749	\$220.95
150/90-B15	74H	87-9750	282.95
170/80-B15	77H	87-9751	260.95
180/70-B15	76H	87-9757	318.95
MT90-B16	74H	87-9772	206.95
130/90-B16	73H	87-9753	234.95
MU85-B16	77H	87-9773	232.95
140/90-B16	77H	87-9754	253.95
150/80-B16	77H	87-9755	233.95
180/65-B16	81H	87-9756	320.95
160/70-B17	73V	87-9758	290.95
150/70-B18	76H	87-9752	323.95
180/55-18	80H	87-9767	337.95
REAR RADIAL			
140/75-R15	65H	87-9768	\$302.95
200/55-R17	78V	87-9759	279.95
240/40-R18	79V	87-9769	361.95



Factory Authorized Replacement Tires for Your Harley-Davidson® Motorcycle

- Exceptional combination of durability, comfort and handling
- Bold "Harley-Davidson" script on the sidewall
- Factory installed on many current Harley-Davidson® motorcycles and can be installed on other specified Harley-Davidson® models (see fitment chart)

Model Fitment	Stock / Approved	Tread	Size	Rim Size (in.)	WPS#
STREET™ -- FRONT					
'15-later XG	Stock	Scorcher® 11	100/80-17	2.50 x 17	87-9416
'17-later Street Rod	Stock	Scorcher® 21	120/70R17		87-9421
STREET™ -- REAR					
'15-later XG	Stock	Scorcher® 11	140/75R15	3.50 x 15	87-9423
'17-later Street Rod	Stock	Scorcher® 21	160/60R17		87-9438
SPORTSTER™ -- FRONT					
'11-later XL1200C	Stock on MY '11-later	Scorcher® 31	130/90B16	3.00 x 16	87-9430
'10-later XL1200X	Stock on MY '11-later	Scorcher® 31	130/90B16	3.00 x 16	87-9430
'11-later XL883L	Stock	Scorcher® 11F	120/70ZR18	3.50 x 18	87-9418
'08-'13 XR1200/X	Stock on MY '12-later	Scorcher® 11F	120/70ZR18	3.50 x 18	87-9418
'04-later XL (except XL Custom, XL1200T, XL1200X, XL1200V, XR1200/X or '11-later XL883L)	Stock on MY '11-later	Scorcher® 31	100/90B19	2.15 x 19	87-9433
'12-later XL1200V, '04-'10 XL 883C, '04-10 XL1200C	Approved	Scorcher® 31	80/90-21	2.15 x 21	87-9435
'14-later XL1200T	Stock	Scorcher® 11T	120/70ZR18	3.50 x 18	87-9419
SPORTSTER® -- REAR					
'04-later XL (except XR1200/X, XL1200T or '11-later XL883L)	Stock on MY '11-later (except XL1200V)	Scorcher® 31	150/80B16	3.00 x 16	87-9439
'08-'13 XR1200/X	Stock on MY 12-later	Scorcher® 11	180/55ZR17	5.50 x 17	87-9426
'11-later XL883L	Stock	Scorcher® 11	150/60ZR17	4.50 x 17	87-9424
'14-later XL1200T	Stock	Scorcher® 11T	150/70ZR17	4.50 x 17	87-9425
DYNA® -- FRONT					
'06-later Dyna (except FLD, FXDF, FXDFSE and '10-later FXDWG)	Stock MY '10-later	Scorcher® 31	100/90-19	2.15 x 19	87-9433
'08-later FXDF	Approved	Scorcher® 32	130/90B16	3.00 x 16	87-9436
'10-later FXDWG	Stock MY '12-later	Scorcher® 31	80/90-21	2.15 x 21	87-9435
DYNA® -- REAR					
'08-later FXDF	Approved	Scorcher® 32	180/70B16	5.00 x 16	87-9443
'06-later Dyna (except FLD, FXDF, FXDFSE and '10-later FXDWG)	Stock MY '10-later	Scorcher® 31	160/70B17	4.50 x 17	87-9441
'10-later FXDWG	Stock MY '12-later	Scorcher® 31	180/60B17	4.50 x 17	87-9442
SOFTAIL® -- FRONT					
'07-later FLSTF, '10-later FLSTFB, '16-later FLSTFBS	Approved	Scorcher® 11	140/75R17	3.50 x 17	87-9417
SOFTAIL® -- REAR					
'07-later FLSTF, '10-later FLSTFB, '16-later FLSTFBS	Approved	Scorcher® 11	200/55R17	6.00 x 17	87-9427
V-ROD® -- FRONT					
'06 VRSCSE2, '07 VRSCX, '07-10 VRSCAW, '07-08 VRSCD	Approved	Scorcher® 11	120/70ZR19	3.00 x 19	87-9420
'07-later VRSCDX, '09-later VRSCF	Stock MY '11-later	Scorcher® 11	120/70ZR19	3.00 x 19	87-9420
V-ROD® -- REAR					
'06 VRSCSE2, '07 VRSCX, '07-10 VRSCAW, '07-08 VRSCD	Approved	Scorcher® 11	240/40R18	8.00 x 18	87-9428
'07-later VRSCDX, '09-later VRSCF	Stock MY '11-later	Scorcher® 11	240/40R18	8.00 x 18	87-9428
TOURING -- FRONT					
'09-later FLHR, FLHTCU, FLHTCUTC, FLHTCUL, FLHTCULTC, FLTRU, FLHTK, FLHTKL, FLHTKSE, Optional '09-13 FLHT, FLHTC, FLTR, FLHTCUSE, '09 FLHX, '09-later FLHPE, FLHTP	Approved	Scorcher® 31	130/80B17	3.00 x 17	87-9431
'10-13 FLHX and FLTRX, '10 FLHXSE	Approved	Scorcher® 31	130/70B18	3.50 x 18	87-9432
'15-later FLTRX, FLTRXS, '14-later FLHX, FLHXS, '09-later Touring models equipped with 19" accessory wheels	Approved	Scorcher® 31	130/60B19	3.50 x 19	87-9434
TOURING -- REAR					
'09-later FLHR, FLHTCU, FLHTCUTC, FLHTCUL, FLHTCULTC, FLTRU, FLHTK, FLHTKL, FLHTKSE, Optional '09-13 FLHT, FLHTC, FLTR, FLHTCUSE, '09 FLHX, '09-later FLHPE, FLHTP	Approved	Scorcher® 31	180/65B16	5.00 x 16	87-9440
'10-13 FLHX and FLTRX, '10 FLHXSE	Approved	Scorcher® 31	180/65B16	5.00 x 16	87-9440
'15-later FLTRX, FLTRXS, '14-later FLHX, FLHXS, '09-later Touring models equipped with 19" accessory wheels	Approved	Scorcher® 31	180/65B16	5.00 x 16	87-9440

MICHELIN® INNER TUBES	WPS#
17" Center Metal Valve Fits 17" 160/70-17 and 180/60-17 tire/rim	87-09551
19" Center Metal Valve Fits 19" 100/90-19 tire/rim	87-09772
19" Center Metal Valve Fits VRSC models with 120/70-19 Radial front tires	87-09772
16" Side Metal Valve Fits 130/90-16, 150/80-16, MT90-16 and MU85-16 tire/rim	87-09481
16" Center Metal Valve Fits 130/90-16, 150/80-16, MT90-16 and MU85-16 tire/rim	87-09482
21" Center Metal Valve Fits 80/90-21 and MH90-21 tire/rim	87-09881

MICHELIN® Rim Bands	WPS#
17" Center Valve Rim (4.5" x 17" /18")	87-90561
19" Center Valve Rim (1.6" /2.0" x 18" /19")	87-90581
19" VRSC 120/10-19 Radial Rim (2.15" /3" x 17" /18" /19")	87-90561
16" Side Metal Valve Rim (3" x 16")	87-90542
16" Center Metal Valve Rim (3" x 16")	87-90541
21" Center Metal Valve Rim (1.6" /1.85" x 17" /18" /19")	87-90621

ALWAYS REMEMBER: Monitor your tire pressure frequently, inspect tires for damage and tread wear, and do not overload tires

Co-Branded Tires for Harley-Davidson® Motorcycles

MICHELIN Scorchers

MICHELIN Scorchers 11



The MICHELIN Co-Branded Tire for Select Harley-Davidson Motorcycles

- **Outstanding Grip:** Semi-slick tread pattern maximizes the contact patch for excellent adhesion on dry roads. Optimized tread groove design efficiently evacuates water for dependable wet grip.
- **Excellent Tread Life:** Derived from Michelin's championship winning race tires, newly developed rubber compounds combine durability and high performance.
- **Precise Handling:** The latest generation of Michelin radial* technology allows for easy maneuverability and impressive agility.

*The 100/80-17 Scorchers 11 tire is a bias tire.

Size	Load/Speed Rating	WPS#	List
FRONT			
100/80-17	52H	87-9416	\$190.95
140/75-R17	67V	87-9417	250.95
120/70-ZR18	59W	87-9418	255.95
120/70-ZR18F T	59W	87-9419	265.95
120/70-ZR19	60W	87-9420	265.95
130/60-B21	63H	87-9414	256.95
160/60-R18	70V	87-9415	295.95
REAR			
140/75-R15	65H	87-9423	\$267.95
150/60-ZR17	66W	87-9424	246.95
150/70-ZR17 T	69W	87-9425	261.95
180/55-ZR17	73W	87-9426	379.95
200/55-ZR17	78V	87-9427	304.95
240/40-R18	79V	87-9428	374.95

MICHELIN Scorchers 31



The MICHELIN® Co-Branded Tire for Select Harley-Davidson® Dyna®, Sportster® and Touring Models

- **Cruise with Confidence:** Innovative rubber compounds, incorporating know-how derived from Michelin's decades of road-racing experience, provide remarkable grip on both wet and dry roads.
- **Exceptional Comfort and Handling:** The supple casing design and profile of MICHELIN® Scorchers® "31" tires promote nimble handling on winding roads.
- **Long Mileage:** Michelin carbon black-enriched rubber compounds promote excellent durability without compromising performance.

Size	Load/Speed Index	WPS#	List
FRONT			
130/90B16	73H	87-9430	\$225.95
130/80B17	65H	87-9431	247.95
130/70B18	63H	87-9432	284.95
100/90B19	57H	87-9433	191.95
110/90B19	62H	87-9413	222.95
130/60B19	61H	87-9434	200.95
80/90B21	54H	87-9435	187.95
REAR			
150/80B16	77H	87-9439	\$261.95
180/65B16	81H	87-9440	347.95
180/70B16	77H	87-9437	342.95
160/70B17	73V	87-9441	292.95
180/60B17	75V	87-9442	320.95

MICHELIN Scorchers 32



The MICHELIN® Co-Branded Tire for Fat Bob® Motorcycle Riders

- **Impressive Durability:** Innovative "reverse" tread design combined with Michelin's proven rubber-compound technology help deliver superb tread life and even wear patterns.
- **Agile Handling and Smooth Ride:** Working in concert with Harley-Davidson, Michelin has developed Scorchers® "32" tires to maximize the ride and handling of your Fat Bob® motorcycle.
- **Dependable Grip:** Excellent traction on wet or dry roads, thanks to generously grooved tread patterns and advanced Michelin rubber chemistry.

Size	Load/Speed Index	WPS#	List
FRONT			
130/90B16F	73H	87-9436	\$249.95
REAR			
180/70B16R	77H	87-9443	\$351.95

STREET

V-TWIN

OFFROAD

ATV / UTV

TUBES / ACCESSORIES

TRAILER

TOOLS / REPAIR

PROMOTIONAL

REFERENCE

INDEX



NIGHT DRAGON / NIGHT DRAGON GT

HIGH PERFORMANCE WITH AN AGGRESSIVE LOOK

- New performance product range tailored to Harley-Davidson® and metric cruisers
- Modern tread pattern combines high performance attributes and a great new style
- Outstanding grip at all lean angles
- Special compounds offer incredible straight line acceleration and traction
- New structural designs provide great stability and comfort
- Where applicable, radial front tires feature an optimized tread pattern for the best performance
- Comparable mileage to OE tires, with increased performance.
- R=Radial Application

NIGHT DRAGON GT

- Up to 20% Longer lasting*
- Advanced "Full Carbon Black" compound
- Stiffer carcass thanks to structure stiffening and high belt tension
- Same legendary performance, and 100% mixable with all Night Dragon front tires



Size	Load/Speed Rating	WPS #	List
FRONT			
130/90-16	67H	871-2131	\$193.95
130/90-16	73H	871-2133	201.95
MT90B-16	72H	871-2132	197.95
150/80B-16	71H	871-2134	220.95
130/80B-17	62H	871-2135	220.95
140/75R-17	67V	871-2136	234.95
140/80B-17	69H	871-2137	258.95
130/70B-18	63H	871-2140	255.95
130/70R-18	63V	871-2139	261.95
140/70B-18 REINF	73H	871-2138	299.95
100/90-19	57H	871-2142	176.95
110/90-19	62H	871-2143	194.95
120/70ZR-19	(60W)	871-2144	261.95
130/60B-19	61H	871-2174	179.95
MH90-21	54H	871-2147	173.95
90/90B-21	54H	871-2148	173.95
120/70B-21 REINF	68H	871-2145	248.95
130/60B-23	65H	871-2149	263.95

Size	Load/Speed Rating	WPS #	List
REAR			
170/80B-15 GT	77H	871-2184	\$236.95
180/70B-15	76H	871-2155	280.95
200/70B-15	82H	871-2156	382.95
130/90B-16 REINF GT	73H	871-2189	219.95
MU85-16 GT	77H	871-2180	237.95
MT90B-16 GT	74H	871-2186	215.95
150/80B-16 REINF GT	77H	871-2183	229.95
180/65B-16 REINF GT	81H	871-2181	304.95
180/70R-16	77H	871-2159	351.95
160/70B-17 REINF GT	79V	871-2188	258.95
170/60R-17	78V	871-2172	322.95
180/60B-17	75V	871-2173	311.95
180/60B-17 REINF	81H	871-2164	326.95
200/55R-17 GT	78V	871-2185	281.95
150/70B-18 REINF	76H	871-2167	307.95
180/55B-18 REINF GT	80H	871-2187	328.95
180/55ZR-18	(74W)	871-2168	325.95
200/50ZR-18 REINF GT	82H	871-2190	328.95
240/40VR-18	(79V)	871-2169	346.95

MT66

CRUISER

- Designed for wet grip, exceptional handling, riding comfort and durability
- The MT66 will exceed the performance of your OE tires at a very affordable price
- Designed to provide a smooth ride with superior stability
- H-rated for speeds up to 130mph, S-rated for speeds up to 112mph
- TT = Tubetype tire
- REINF = Reinforced

Size	Load/Speed Rating	WPS#	List
FRONT			
130/90-16	67H	871-2032	\$118.95
150/80-16	71H	871-2034	154.95
120/90-17 TT	64S	871-2036	121.95
100/90-18	56H	871-2038	93.95
3.00-18	47S	871-2039	112.95
100/90-19	57H	871-2042	100.95
100/90-19 TT	57S	871-2043	97.95
110/90-19	62H	871-2044	116.95
90/90-19	52H	871-2046	150.95
80/90-21 TT	48H	871-2048	92.95

Size	Load/Speed Rating	WPS#	List
REAR			
130/90-15	66S	871-2051	\$118.95
140/90-15	70H	871-2052	129.95
150/90-15	74H	871-2053	152.95
170/80-15	77H	871-2055	165.95
180/70-15	76H	871-2056	238.95
130/90-16 REINF	73H	871-2061	121.95
140/90-16	71H	871-2062	139.95
150/80-16	71H	871-2063	148.95
120/90-18	65H	871-2066	129.95



FORGED ALUMINUM WHEELS

HardDrive
AMERICAN V-TWIN PRODUCTS



FLOW

LUCK

REVOLVER



STREET

V-TWIN

OFFROAD

ATV / UTV

TUBES / ACCESSORIES

TRAILER

TOOLS / REPAIR

PROMOTIONAL

REFERENCE

INDEX



FORGED ALUMINUM WHEELS



• Set your bike apart from the crowd with a set of our custom billet wheels! Available in three distinct designs to complement the style you are going for. They come in black anodized finish with machined details or high gloss triple chrome finish. All wheels are CNC machined from forged aluminum for superior strength and durability. Our wheels fit most current Harley models and are designed to accept stock rotors and pulleys or our matching two piece custom rotors and pulleys that are listed in the brake and drive sections. Some wheels may require extra pulley and rotor spacers depending on application. We do not list all possible sizes for all models so if you can't find the size/application combo you are looking for contact your HardDrive sales rep, we will do what is possible to accommodate your needs

Application	Finish	Size	Flow	List	Luck	List	Revolver	List	
TOURING MODELS									
NOTE: ON '14-UP TOURING MODELS STOCK ROTORS CANNOT BE USED.									
'08-Up Touring Dual Disc w/ABS	Front	Black	18x3.5	576-02000	969.95	576-02008	969.95	576-02016	969.95
			21x3.5	576-02024	1049.95	576-02032	1049.95	576-02040	1049.95
			23x3.5	576-02048	1169.95	576-02056	1169.95	576-02064	1169.95
	Chrome	18x3.5	576-02001	1099.95	576-02009	1099.95	576-02017	1099.95	
		21x3.5	576-02025	1189.95	576-02033	1189.95	576-02041	1189.95	
		23x3.5	576-02049	1299.95	576-02057	1299.95	576-02065	1299.95	
'08-Up Touring Dual Disc Non ABS	Front	Black	18x3.5	576-02002	969.95	576-02010	969.95	576-02018	969.95
			21x3.5	576-02026	1049.95	576-02034	1049.95	576-02042	1049.95
			23x3.5	576-02050	1169.95	576-02058	1169.95	576-02066	1169.95
	Chrome	18x3.5	576-02003	1099.95	576-02011	1099.95	576-02019	1099.95	
		21x3.5	576-02027	1189.95	576-02035	1189.95	576-02043	1189.95	
		23x3.5	576-02051	1299.95	576-02059	1299.95	576-02067	1299.95	
'08-Up Touring Single Disc w/ABS	Front	Black	18x3.5	576-02004	969.95	576-02012	969.95	576-02020	969.95
			21x3.5	576-02028	1049.95	576-02036	1049.95	576-02044	1049.95
			23x3.5	576-02052	1169.95	576-02060	1169.95	576-02068	1169.95
	Chrome	18x3.5	576-02005	1099.95	576-02013	1099.95	576-02021	1099.95	
		21x3.5	576-02029	1189.95	576-02037	1189.95	576-02045	1189.95	
		23x3.5	576-02053	1299.95	576-02061	1299.95	576-02069	1299.95	
'08-Up Touring Single Disc Non ABS	Front	Black	18x3.5	576-02006	969.95	576-02014	969.95	576-02022	969.95
			21x3.5	576-02030	1049.95	576-02038	1049.95	576-02046	1049.95
			23x3.5	576-02054	1169.95	576-02062	1169.95	576-02070	1169.95
	Chrome	18x3.5	576-02007	1099.95	576-02015	1099.95	576-02023	1099.95	
		21x3.5	576-02031	1189.95	576-02039	1189.95	576-02047	1189.95	
		23x3.5	576-02055	1299.95	576-02063	1299.95	576-02071	1299.95	
'00-07 Touring Dual Disc	Front	Black	18x3.5	576-02100	969.95	576-02104	969.95	576-02108	969.95
			21x3.5	576-02112	1049.95	576-02116	1049.95	576-02120	1049.95
			23x3.5	576-02124	1169.95	576-02128	1169.95	576-02132	1169.95
	Chrome	18x3.5	576-02101	1099.95	576-02105	1099.95	576-02109	1099.95	
		21x3.5	576-02113	1189.95	576-02117	1189.95	576-02121	1189.95	
		23x3.5	576-02125	1299.95	576-02129	1299.95	576-02133	1299.95	
'00-07 Touring Single Disc	Front	Black	18x3.5	576-02102	969.95	576-02106	969.95	576-02110	969.95
			21x3.5	576-02114	1049.95	576-02118	1049.95	576-02122	1049.95
			23x3.5	576-02126	1169.95	576-02130	1169.95	576-02134	1169.95
	Chrome	18x3.5	576-02103	1099.95	576-02107	1099.95	576-02111	1099.95	
		21x3.5	576-02115	1189.95	576-02119	1189.95	576-02123	1189.95	
		23x3.5	576-02127	1299.95	576-02131	1299.95	576-02135	1299.95	
'09-Up Touring w/ABS	Rear	Black	16x5	576-02500	939.95	576-02504	939.95	576-02508	939.95
			17x6.25	576-02512	969.95	576-02516	969.95	576-02520	969.95
			18x5.5	576-02524	939.95	576-02528	939.95	576-02532	939.95
	Chrome	16x5	576-02501	1069.95	576-02505	1069.95	576-02509	1069.95	
		17x6.25	576-02513	1189.95	576-02517	1189.95	576-02521	1189.95	
		18x5.5	576-02525	1119.95	576-02529	1119.95	576-02533	1119.95	
'09-Up Touring Non ABS	Rear	Black	16x5	576-02502	939.95	576-02506	939.95	576-02510	939.95
			17x6.25	576-02514	969.95	576-02518	969.95	576-02522	969.95
			18x5.5	576-02526	939.95	576-02530	939.95	576-02534	939.95
	Chrome	16x5	576-02503	1069.95	576-02507	1069.95	576-02511	1069.95	
		17x6.25	576-02515	1189.95	576-02519	1189.95	576-02523	1189.95	
		18x5.5	576-02527	1119.95	576-02531	1119.95	576-02535	1119.95	
'08 Touring w/ABS	Rear	Black	18x3.5	576-02536	969.95	576-02540	969.95	576-02544	969.95
			18x4.25	576-02548	949.95	576-02552	949.95	576-02556	949.95
	Chrome	18x3.5	576-02537	1099.95	576-02541	1099.95	576-02545	1099.95	
		18x4.25	576-02549	1099.95	576-02553	1099.95	576-02557	1099.95	
'08 Touring Non ABS	Rear	Black	18x3.5	576-02538	969.95	576-02542	969.95	576-02546	969.95
			18x4.25	576-02550	949.95	576-02554	949.95	576-02558	949.95
	Chrome	18x3.5	576-02539	1099.95	576-02543	1099.95	576-02547	1099.95	
		18x4.25	576-02551	1099.95	576-02555	1099.95	576-02559	1099.95	

NOTE: See HardDrive catalog for matching brake rotors and pulleys

FORGED ALUMINUM WHEELS



Application	Finish	Size	Flow	List	Luck	List	Revolver	List	
TOURING MODELS (cont'd...)									
NOTE: On '14-UP Touring models stock rotors cannot be used.									
'02-07 Touring	Rear	Black	18x3.5	576-02560	969.95	576-02562	969.95	576-02564	969.95
			18x4.25	576-02566	949.95	576-02568	949.95	576-02570	949.95
	Chrome	18x3.5	576-02561	1099.95	576-02563	1099.95	576-02565	1099.95	
		18x4.25	576-02567	1099.95	576-02569	1099.95	576-02571	1099.95	
SOFTAIL									
'13-Up FXSB Breakout w/ABS	Front	Black	21x3.5	576-02150	\$1049.95	576-02154	\$1049.95	576-02158	\$1049.95
			23x3.5	576-02162	1169.95	576-02166	1169.95	576-02170	1169.95
	Chrome	21x3.5	576-02151	1189.95	576-02155	1189.95	576-02159	1189.95	
		23x3.5	576-02163	1299.95	576-02167	1299.95	576-02171	1299.95	
'13-Up FXSB Breakout Non ABS	Front	Black	21x3.5	576-02152	1049.95	576-02156	1049.95	576-02160	1049.95
			23x3.5	576-02164	1169.95	576-02168	1169.95	576-02172	1169.95
	Chrome	21x3.5	576-02153	1189.95	576-02157	1189.95	576-02161	1189.95	
		23x3.5	576-02165	1299.95	576-02169	1299.95	576-02173	1299.95	
'11-Up FLSTC/F/N w/ABS	Front	Black	18x3.5	576-02174	1039.95	576-02176	1039.95	576-02178	1039.95
			21x3.5	576-02180	1099.95	576-02182	1099.95	576-02184	1099.95
	Chrome	18x3.5	576-02175	1189.95	576-02177	1189.95	576-02179	1189.95	
		21x3.5	576-02181	1249.95	576-02183	1249.95	576-02185	1249.95	
'08-10 FLSTC/F/N	Front	Black	18x3.5	576-02186	969.95	576-02188	969.95	576-02190	969.95
			21x3.5	576-02192	1049.95	576-02194	1049.95	576-02196	1049.95
	Chrome	18x3.5	576-02187	1099.95	576-02189	1099.95	576-02191	1099.95	
		21x3.5	576-02193	1189.95	576-02195	1189.95	576-02197	1189.95	
'00-06 FLSTF	Front	Black	18x3.5	576-02198	969.95	576-02200	969.95	576-02202	969.95
			21x3.5	576-02204	1049.95	576-02206	1049.95	576-02208	1049.95
	Chrome	18x3.5	576-02199	1099.95	576-02201	1099.95	576-02203	1099.95	
		21x3.5	576-02205	1189.95	576-02207	1189.95	576-02209	1189.95	
'11-Up FXST w/ABS	Front	Black	21x2.15	576-02250	999.95	576-02252	999.95	576-02254	999.95
			21x3.5	576-02256	1049.95	576-02258	1049.95	576-02260	1049.95
			23x3.5	576-02262	1169.95	576-02264	1169.95	576-02266	1169.95
	Chrome	21x2.15	576-02251	1139.95	576-02253	1139.95	576-02255	1139.95	
		21x3.5	576-02257	1189.95	576-02259	1189.95	576-02261	1189.95	
		23x3.5	576-02263	1299.95	576-02265	1299.95	576-02267	1299.95	
'08-10 FXSTB/C and 07 FXSTD, FLST	Front	Black	21x2.15	576-02268	999.95	576-02270	999.95	576-02272	999.95
			21x3.5	576-02274	1049.95	576-02276	1049.95	576-02278	1049.95
			23x3.5	576-02280	1169.95	576-02282	1169.95	576-02284	1169.95
	Chrome	21x2.15	576-02269	1139.95	576-02271	1139.95	576-02273	1139.95	
		21x3.5	576-02275	1189.95	576-02277	1189.95	576-02279	1189.95	
		23x3.5	576-02281	1299.95	576-02283	1299.95	576-02285	1299.95	
'00-06 FXST/B/D and Custom WG	Front	Black	21x2.15	576-02286	999.95	576-02288	999.95	576-02290	999.95
			21x3.5	576-02292	1049.95	576-02294	1049.95	576-02296	1049.95
			23x3.5	576-02298	1169.95	576-02300	1169.95	576-02302	1169.95
	Chrome	21x2.15	576-02287	1139.95	576-02289	1139.95	576-02291	1139.95	
		21x3.5	576-02293	1189.95	576-02295	1189.95	576-02297	1189.95	
		23x3.5	576-02299	1299.95	576-02301	1299.95	576-02303	1299.95	
'84-99 FXST/B/D and Custom WG	Front	Black	21x2.15	576-02304	999.95	576-02306	999.95	576-02308	999.95
			21x3.5	576-02310	1049.95	576-02312	1049.95	576-02314	1049.95
	Chrome	21x2.15	576-02305	1139.95	576-02307	1139.95	576-02309	1139.95	
		21x3.5	576-02311	1189.95	576-02313	1189.95	576-02315	1189.95	
'13-Up FXSB Breakout w/ABS	Rear	Black	18x8.5	576-02862	1169.95	576-02864	1169.95	576-02866	1169.95
		Chrome	18x8.5	576-02863	1479.95	576-02865	1479.95	576-02867	1479.95
'13-Up FXSB Breakout Non ABS	Rear	Black	18x8.5	576-02868	1169.95	576-02870	1169.95	576-02872	1169.95
		Chrome	18x8.5	576-02869	1479.95	576-02871	1479.95	576-02873	1479.95
'11-Up FLSTC/F/N/FB/SB w/ABS	Rear	Black	17x6.25	576-02600	969.95	576-02602	969.95	576-02604	969.95
			18x4.25	576-02606	949.95	576-02608	949.95	576-02610	949.95
			18x5.5	576-02612	939.95	576-02614	939.95	576-02616	939.95
	Chrome	17x6.25	576-02601	1189.95	576-02603	1189.95	576-02605	1189.95	
		18x4.25	576-02607	1099.95	576-02609	1099.95	576-02611	1099.95	
		18x5.5	576-02613	1119.95	576-02615	1119.95	576-02617	1119.95	
08-Up Softail	Rear	Black	17x6.25	576-02618	969.95	576-02620	969.95	576-02622	969.95
			18x4.25	576-02624	949.95	576-02626	949.95	576-02628	949.95
			18x5.5	576-02630	939.95	576-02632	939.95	576-02634	939.95
	Chrome	17x6.25	576-02619	1189.95	576-02621	1189.95	576-02623	1189.95	
		18x4.25	576-02625	1099.95	576-02627	1099.95	576-02629	1099.95	
		18x5.5	576-02631	1119.95	576-02633	1119.95	576-02635	1119.95	

NOTE: See HardDrive catalog for matching brake rotors and pulleys

Continued on the next page

STREET
V-TWIN
OFFROAD
ATV / UTV
TUBES / ACCESSORIES
TRAILER
TOOLS / REPAIR
PROMOTIONAL
REFERENCE
INDEX



FORGED ALUMINUM WHEELS

Application	Finish	Size	Flow	List	Luck	List	Revolver	List	
SOFTAIL (CONT'D...)									
'07 FXST/B and FLSTF	Rear	Black	17x6.25	576-02636	969.95	576-02638	969.95	576-02640	969.95
			18x5.5	576-02642	939.95	576-02644	939.95	576-02646	939.95
		Chrome	17x6.25	576-02637	1189.95	576-02639	1189.95	576-02641	1189.95
'00-05 Softail	Rear	Black	18x5.5	576-02643	1119.95	576-02645	1119.95	576-02647	1119.95
			18x3.5	576-02648	969.95	576-02650	969.95	576-02652	969.95
		Chrome	18x4.25	576-02654	949.95	576-02656	949.95	576-02658	949.95
'84-99 Big Twins	Rear	Black	18x3.5	576-02649	1099.95	576-02651	1099.95	576-02653	1099.95
			18x4.25	576-02655	1099.95	576-02657	1099.95	576-02659	1099.95
		Chrome	18x3.5	576-02730	969.95	576-02732	969.95	576-02734	969.95
		Chrome	18x3.5	576-02731	1099.95	576-02733	1099.95	576-02735	1099.95
DYNA									
08-Up FXD/C/B/L Non ABS	Front	Black	21x2.15	576-02350	\$999.95	576-02352	\$999.95	576-02354	\$999.95
			21x3.5	576-02356	1049.95	576-02358	1049.95	576-02360	1049.95
		Chrome	21x2.15	576-02351	1139.95	576-02353	1139.95	576-02355	1139.95
			21x3.5	576-02357	1189.95	576-02359	1189.95	576-02361	1189.95
08-Up FXDWG w/ABS	Front	Black	21x3.5	576-02362	1049.95	576-02366	1049.95	576-02370	1049.95
			23x3.5	576-02374	1169.95	576-02378	1169.95	576-02382	1169.95
		Chrome	21x3.5	576-02363	1189.95	576-02367	1189.95	576-02371	1189.95
			23x3.5	576-02375	1299.95	576-02379	1299.95	576-02383	1299.95
08-Up FXDWG non/ABS	Front	Black	21x3.5	576-02364	1049.95	576-02368	1049.95	576-02372	1049.95
			23x3.5	576-02376	1169.95	576-02380	1169.95	576-02384	1169.95
		Chrome	21x3.5	576-02365	1189.95	576-02369	1189.95	576-02373	1189.95
			23x3.5	576-02377	1299.95	576-02381	1299.95	576-02385	1299.95
12-Up FXD all w/ABS	Rear	Black	17x6.25	576-02736	969.95	576-02738	969.95	576-02740	969.95
			18x5.5	576-02742	939.95	576-02744	939.95	576-02746	939.95
		Chrome	17x6.25	576-02737	1189.95	576-02739	1189.95	576-02741	1189.95
			18x5.5	576-02743	1119.95	576-02745	1119.95	576-02747	1119.95
08-Up FXD all non/ABS	Rear	Black	17x6.25	576-02700	969.95	576-02702	969.95	576-02704	969.95
			18x5.5	576-02706	939.95	576-02708	939.95	576-02710	939.95
		Chrome	17x6.25	576-02701	1189.95	576-02703	1189.95	576-02705	1189.95
			18x5.5	576-02707	1119.95	576-02709	1119.95	576-02711	1119.95
'06-07 FXDWG	Rear	Black	17x6.25	576-02712	969.95	576-02714	969.95	576-02716	969.95
			18x5.5	576-02718	939.95	576-02720	939.95	576-02722	939.95
		Chrome	17x6.25	576-02713	1189.95	576-02715	1189.95	576-02717	1189.95
			18x5.5	576-02719	1119.95	576-02721	1119.95	576-02723	1119.95
'00-05 FXD	Rear	Black	18x3.5	576-02724	969.95	576-02726	969.95	576-02728	969.95
		Chrome	18x3.5	576-02725	1099.95	576-02727	1099.95	576-02729	1099.95
SPORTSTER									
'14-Up XL w/ABS (except 48)	Front	Black	21x2.15	576-02450	\$999.95	576-02452	\$999.95	576-02454	\$999.95
		Chrome	21x2.15	576-02451	1139.95	576-02453	1139.95	576-02455	1139.95
'14-Up XL 48 w/ABS	Front	Black	21x2.15	576-02456	999.95	576-02458	999.95	576-02460	999.95
		Chrome	21x2.15	576-02457	1139.95	576-02459	1139.95	576-02461	1139.95
'08-13 XL	Front	Black	21x2.15	576-02462	999.95	576-02464	999.95	576-02466	999.95
		Chrome	21x2.15	576-02463	1139.95	576-02465	1139.95	576-02467	1139.95
'00-07 XL	Front	Black	21x2.15	576-02468	999.95	576-02470	999.95	576-02472	999.95
		Chrome	21x2.15	576-02469	1139.95	576-02471	1139.95	576-02473	1139.95
'14-Up XL w/ABS	Rear	Black	18x4.25	576-02800	949.95	576-02802	949.95	576-02804	949.95
		Chrome	18x4.25	576-02801	1099.95	576-02803	1099.95	576-02805	1099.95
'08-13 XL	Rear	Black	18x4.25	576-02806	949.95	576-02808	949.95	576-02810	949.95
		Chrome	18x4.25	576-02807	1099.95	576-02809	1099.95	576-02811	1099.95
'04-07 XL	Rear	Black	18x3.5	576-02812	969.95	576-02814	969.95	576-02816	969.95
		Chrome	18x3.5	576-02813	1099.95	576-02815	1099.95	576-02817	1099.95
CUSTOM APPLICATIONS									
Custom Wide Tire 3/4" Axle	Rear	Black	18x8.5	576-02850	\$1179.95	576-02852	\$1179.95	576-02854	\$1179.95
		Chrome	18x8.5	576-02851	1479.95	576-02853	1479.95	576-02855	1479.95
Custom Wide Tire 1" Axle	Rear	Black	18x8.5	576-02856	1179.95	576-02858	1179.95	576-02860	1179.95
		Chrome	18x8.5	576-02857	1479.95	576-02859	1479.95	576-02861	1479.95

NOTE: See HardDrive catalog for matching brake rotors and pulleys

LYNDALL WHEELS



Lyndall Wheels are manufactured in the USA combining cutting edge design and craftsmanship with premium quality rotary forgings. Bringing you the first and foremost in performance, Lyndall Wheels, are both stronger and lighter than stock; improving the performance, functionality, and beauty of your bike like no other can. Their B-52 and TT Tracker designs are available exclusively through HardDrive. Matching pulleys, sprockets and rotors are available separately to complete the look. Other applications available on request per special order, please allow at least three weeks for delivery.



TT Chrome



B-52 Black



576-07535



576-07534



576-07539



576-07538

Application		Finish	Size	TT Tracker	B-52	List
TOURING MODELS						
'08-Up Touring Dual Disc w/ABS	Front	Black	19x3	576-07500	576-07504	\$1429.95
		Chrome	21x3.25	576-07508	576-07512	1429.95
	Front	Black	19x3	576-07501	576-07505	1429.95
		Chrome	21x3.25	576-07509	576-07513	1429.95
'08-Up Touring Dual Disc Non ABS	Front	Black	19x3	576-07502	576-07506	1429.95
		Chrome	21x3.25	576-07510	576-07514	1429.95
	Rear	Black	19x3	576-07503	576-07507	1429.95
		Chrome	21x3.25	576-07511	576-07515	1429.95
'09-Up Touring w/ABS Solid Pulley	Rear	Black	17x6	576-07524	576-07528	1429.95
		Chrome	18x5.5	576-07516	576-07520	1429.95
	Rear	Black	17x6	576-07525	576-07529	1429.95
		Chrome	18x5.5	576-07517	576-07521	1429.95
'09-Up Touring Non ABS Solid pulley	Rear	Black	17x6	576-07526	576-07530	1429.95
		Chrome	18x5.5	576-07518	576-07522	1429.95
	Rear	Black	17x6	576-07527	576-07531	1429.95
		Chrome	18x5.5	576-07519	576-07523	1429.95
'09-Up Touring w/ABS Cush Drive	Rear	Black	18x5.5	576-07568	576-07572	1499.95
		Chrome	18x5.5	576-07569	576-07573	1499.95
'09-Up Touring Non ABS Cush Drive	Rear	Black	18x5.5	576-07570	576-07574	1499.95
		Chrome	18x5.5	576-07571	576-07575	1499.95
DYNA/FXR						
'14-Up FXDL w/ABS Dual Disc	Front	Black	19x3	576-07546	576-07550	\$1429.95
		Chrome	19x3	576-07547	576-07551	1429.95
'14-Up FXDL NON-ABS Dual Disc	Front	Black	19x3	576-07544	576-07548	1429.95
		Chrome	19x3	576-07545	576-07549	1429.95
'12-Up FXDB/C w/ABS Single Disc (Hub Mount/Lyndall Rotor)	Front	Black	19x3	576-07540	576-07542	1429.95
'08-Up FXDB/C NON-ABS Single Disc (Hub Mount/Lyndall Rotor)	Front	Black	19x3	576-07534	576-07538	1429.95
		Chrome	19x3	576-07535	576-07539	1429.95
'08-10 FXD, FXDL Single Disc (Stock Perimeter Rotor)	Front	Black	19x3	576-07532	576-07536	1429.95
		Chrome	19x3	576-07533	576-07537	1429.95
'06-07 FXD, FXDL Single Disc (Stock Perimeter Rotor)	Front	Black	19x2.15	576-07583	576-07596	1429.95
		Chrome	19x2.15	576-07589	576-07602	1429.95
'06-07 FXD, FXDL Single Disc (Hub Mount/Lyndall Rotor)	Front	Black	19x2.15	576-07582	576-07595	1429.95
		Chrome	19x2.15	576-07588	576-07601	1429.95
'04-05 FXD Single Disc	Front	Black	19x2.15	576-07581	576-07594	1429.95
'04-05 FXD Dual Disc	Front	Black	19x2.15	576-07580	576-07593	1429.95
		Chrome	19x2.15	576-07586	576-07599	1429.95
'00-03 FXD Single Disc	Front	Black	19x2.15	576-07579	576-07592	1429.95
		Chrome	19x2.15	576-07585	576-07598	1429.95
'00-03 FXD Dual Disc	Front	Black	19x2.15	576-07578	576-07591	1429.95
		Chrome	19x2.15	576-07584	576-07597	1429.95
'91-99 FXD/FXR Dual Disc	Front	Black	19x2.15	576-07577	576-07590	1429.95
		Chrome	19x2.15	576-07615	576-07616	1429.95
'12-Up FXD all w/ABS	Rear	Black	17x6	576-07562	576-07566	1429.95
		Chrome	18x5.5	576-07554	576-07558	1429.95
		Black	17x6	576-07563	576-07567	1429.95
		Chrome	18x5.5	576-07555	576-07559	1429.95
'08-Up FXD all non/ABS	Rear	Black	17x6	576-07560	576-07564	1429.95
		Chrome	18x5.5	576-07552	576-07556	1429.95
		Black	17x6	576-07561	576-07565	1429.95
		Chrome	18x5.5	576-07553	576-07557	1429.95
'06 FXD all	Rear	Black	16x3.5	576-07605	576-07611	1429.95
		Chrome	16x3.5	576-07608	576-07614	1429.95
'00-05 FXD all	Rear	Black	16x3.5	576-07604	576-07610	1429.95
		Chrome	16x3.5	576-07607	576-07613	1429.95
'84-99 FXD/FXR w/Belt Drive	Rear	Black	16x3.5	576-07603	576-07609	1429.95
		Chrome	16x3.5	576-07606	576-07612	1429.95

NOTE: See HardDrive catalog for matching brake rotors and pulleys

STREET
V-TWIN
OFFROAD
ATV / UTV
TUBES / ACCESSORIES
TRAILER
TOOLS / REPAIR
PROMOTIONAL
REFERENCE
INDEX



FRONT 40/48/60 SPOKE WHEELS

AMERICAN V-TWIN PRODUCTS

- Chrome wheels available for many stock and custom applications in 40 and 60 spoke and the 48 Big Spoke
- Sealed for tubeless tires
- Application listed for axle size and location diameter only, additional spacing of rotors and pulleys may be required for exact fitment on some applications
- Wheels can be upgraded with 25mm bearings (sold separately) and bearing spacer (not included) for '08-Up applications
- Will not fit with front wheel speedometer drive on narrow glide front ends

Application	Spokes	Bearing	WPS#	List
16X3.5- FRONT SINGLE DISC				
'86-99 FLST	40 Spoke	3/4"	576-04100	\$280.95
'00-06 FLST	40 Spoke	3/4"	576-04101	280.95
'00-Up Custom Applications (Wide hub)	40 Spoke	1"	576-04102	280.95
'00-06 FLST	48 Big Spoke	3/4"	576-04130	354.95
'00-Up Custom Applications (Wide hub)	48 Big Spoke	1"	576-04131	354.95
'00-06 FLST	60 Spoke	3/4"	576-04163	317.95
'00-Up Custom Applications (Wide hub)	60 Spoke	1"	576-04164	317.95
16X3.5- FRONT DUAL DISC				
'84-99 FLH/FLT	40 Spoke	3/4"	576-04103	\$280.95
'00-Up Custom Applications (Wide hub)	40 Spoke	3/4"	576-04104	280.95
'00-07 FLH/FLT	40 Spoke	1"	576-04105	280.95
'00-Up Custom Applications (Wide hub)	48 Big Spoke	3/4"	576-04132	354.95
'00-07 FLH/FLT	48 Big Spoke	1"	576-04133	354.95
'00-Up Custom Applications (Wide hub)	60 Spoke	3/4"	576-04165	317.95
'00-07 FLH/FLT	60 Spoke	1"	576-04166	317.95
21X2.15- FRONT SINGLE DISC				
'84-99 FXD, FXR, Sportsters	40 Spoke	3/4"	576-04112	\$293.95
'00-03 FXD, '00-07 Sportsters	40 Spoke	3/4"	576-04113	293.95
'04-07 FXD ('06-Up requires aftermarket rotor)	40 Spoke	1"	576-04114	293.95
19X2.15- FRONT DUAL/SINGLE DISC				
'84-99 FXD, FXR, Sportsters	40 Spoke	3/4"	576-04115	\$293.95
'00-03 FXD, '00-07 Sportsters	40 Spoke	3/4"	576-04116	293.95
'04-07 FXD ('06-Up requires aftermarket rotor)	40 Spoke	1"	576-04117	293.95
19X2.15- FRONT DUAL/SINGLE DISC				
'00-03 FXD, '00-07 Sportsters	60 Spoke	3/4"	576-04177	\$333.95
'04-07 FXD ('06-Up requires aftermarket rotor)	60 Spoke	1"	576-04178	333.95
21X2.15- FRONT SINGLE DISC				
'93-99 FXDWG, '84-99 FXST	40 Spoke	3/4"	576-04118	\$293.95
'00-05 FXDWG, '00-06 FXST	40 Spoke	3/4"	576-04119	293.95
'06-07 FXDWG	40 Spoke	1"	576-04120	293.95
'00-05 FXDWG, '00-06 FXST	48 Big Spoke	3/4"	576-04144	401.95
'06-07 FXDWG	48 Big Spoke	1"	576-04145	401.95
'08-17 Softails	48 Big Spoke	25 mm	576-04154	415.95
'00-05 FXDWG, '00-06 FXST	60 Spoke	3/4"	576-04179	333.95
'06-07 FXDWG	60 Spoke	1"	576-04180	333.95
21X3.5- FRONT SINGLE DISC				
'00-06 FLST/FXST	48 Big Spoke	3/4"	576-04146	\$410.95
'06-07 FXDWG	48 Big Spoke	1"	576-04147	410.95
'08-17 Softails	48 Big Spoke	25 mm	576-04155	424.95
'06-07 FXDWG	60 Spoke	1"	576-04181	348.95
21X3.5- FRONT DUAL DISC				
'00-Up Custom Applications (Wide hub)	48 Big Spoke	3/4"	576-04148	\$410.95
'00-07 FLH/FLT	48 Big Spoke	1"	576-04149	410.95
'08-Up FLH/FLT	48 Big Spoke	25 mm	576-04156	424.95
'00-Up Custom Applications (Wide hub)	60 Spoke	3/4"	576-04182	348.95
'00-07 FLH/FLT	60 Spoke	1"	576-04183	348.95
'08-Up FLH/FLT	60 Spoke	25 mm	576-04188	362.95
23X3.5- FRONT SINGLE DISC				
'00-06 FLST/FXST	60 Spoke	3/4"	576-04184	\$373.95
'06-07 FXDWG	60 Spoke	1"	576-04185	373.95
23X3.5- FRONT DUAL DISC				
'00-Up Custom Applications (Wide hub)	60 Spoke	3/4"	576-04186	\$373.95
'00-07 FLH/FLT	60 Spoke	1"	576-04187	373.95
23X3.5- FRONT SINGLE DISC				
'00-06 FLST/FXST	48 Big Spoke	3/4"	576-04150	\$435.95
'06-07 FXDWG	48 Big Spoke	1"	576-04151	435.95
23X3.5- FRONT DUAL DISC				
'00-Up Custom Applications (Wide hub)	48 Big Spoke	3/4"	576-04152	\$435.95
'00-07 FLH/FLT	48 Big Spoke	1"	576-04153	435.95



40 Spoke



48 Big Spoke



60 Spoke

REAR 40/48/60 SPOKE WHEELS *HardDrive* AMERICAN V-TWIN PRODUCTS



- Chrome wheels available for many stock and custom applications in 40 and 60 Spoke and the 48 Big Spoke
- Sealed for tubeless tires
- Application listed for axle size and location diameter only, additional spacing of rotors and pulleys may be required for exact fitment on some applications
- Wheels can be upgraded with 25mm bearings (sold separately) and bearing spacer (not included) for '08-Up applications

Application	Spokes	Bearing	WPS#	List
16X3.5- REAR				
'84-99 Big Twins and Sportsters	40 Spoke	3/4"	576-04106	\$280.95
'00-07 Softails, '00-05 Dynas, '00-04 XL, '00-01 Touring	40 Spoke	3/4"	576-04107	280.95
'02-07 Touring, '06-07 Dynas, '05-07 XL	40 Spoke	1"	576-04108	280.95
'00-07 Softails, '00-05 FXDWG, '00-01 Touring	48 Big Spoke	3/4"	576-04134	354.95
'02-07 Touring, '06-07 FXDWG	48 Big Spoke	1"	576-04135	354.95
'00-07 Softails, '00-05 Dynas, '00-04 XL, '00-01 Touring	60 Spoke	3/4"	576-04167	317.95
'02-07 Touring, '06-07 Dynas, '05-07 XL	60 Spoke	1"	576-04168	317.95
16X5.5- REAR				
'00-07 Softails, '00-05 FXDWG, '00-01 Touring	48 Big Spoke	3/4"	576-04136	\$382.95
'02-07 Touring, '06-07 FXDWG	48 Big Spoke	1"	576-04137	382.95
'08-Up Custom Applications	48 Big Spoke	25 mm	576-04157	396.95
'00-07 Softails, '00-05 Dynas, '00-01 Touring	60 Spoke	3/4"	576-04169	348.95
'02-07 Touring, '06-07 Dynas	60 Spoke	1"	576-04170	348.95
'08-Up Custom Applications	60 Spoke	25 mm	576-04189	362.95
18X3.5- REAR				
'84-99 Big Twins and Sportsters	40 Spoke	3/4"	576-04109	\$293.95
'00-07 Softails, '00-05 Dynas, '00-04 XL, '00-01 Touring	40 Spoke	3/4"	576-04110	293.95
'02-07 Touring, '06-07 Dynas, '05-07 XL	40 Spoke	1"	576-04111	293.95
'00-07 Softails, '00-05 FXDWG, '00-01 Touring	48 Big Spoke	3/4"	576-04138	376.95
'02-07 Touring, '06-07 FXDWG	48 Big Spoke	1"	576-04139	376.95
'00-07 Softails, '00-05 Dynas, '00-04 XL, '00-01 Touring	60 Spoke	3/4"	576-04171	327.95
'02-07 Touring, '06-07 Dynas, '05-07 XL	60 Spoke	1"	576-04172	327.95
18X4.25- REAR				
'00-07 Softails, '00-05 FXDWG, '00-01 Touring	48 Big Spoke	3/4"	576-04142	\$410.95
'02-07 Touring, '06-07 FXDWG	48 Big Spoke	1"	576-04143	410.95
'00-07 Softails, '00-05 Dynas, '00-01 Touring	60 Spoke	3/4"	576-04175	364.95
'02-07 Touring, '06-07 Dynas	60 Spoke	1"	576-04176	364.95
18X5.5- REAR				
'00-07 Softails, '00-05 FXDWG, '00-01 Touring	48 Big Spoke	3/4"	576-04140	\$428.95
'02-07 Touring, '06-07 FXDWG	48 Big Spoke	1"	576-04141	428.95
'00-07 Softails, '00-05 Dynas, '00-01 Touring	60 Spoke	3/4"	576-04173	376.95
'02-07 Touring, '06-07 Dynas	60 Spoke	1"	576-04174	376.95

STREET

V-TWIN

OFFROAD

ATV / UTV

TUBES / ACCESSORIES

TRAILER

TOOLS / REPAIR

PROMOTIONAL

REFERENCE

INDEX



CUSTOM VICTORY WHEELS

Set your Victory apart from the crowd with a set of our custom billet wheels! Available in three distinct designs to complement the style you are going for. They come in black anodized finish with machined details or high gloss triple chrome finish. All wheels are CNC machined from forged aluminum for superior strength and durability. Our wheels fit all current Victory models and are designed to accept stock rotors and pulleys.

Manufactured and tested in the USA



Flow Black

Flow Chrome

Luck Black

Luck Chrome

Revolver Black

Revolver Chrome

Application	Finish	Size	Flow	List	Luck	List	Revolver	List
Ness/Victory Front All Single Disc	Chrome	18x3.5	576-03001	\$1099.95	576-03003	\$1099.95	576-03005	\$1099.95
		21x3.5	576-03007	1189.95	576-03009	1189.95	576-03011	1189.95
		23x3.5	576-03013	1299.95	576-03015	1299.95	576-03017	1299.95
	Black	18x3.5	576-03000	969.95	576-03002	969.95	576-03004	969.95
		21x3.5	576-03006	1049.95	576-03008	1049.95	576-03010	1049.95
		23x3.5	576-03012	1169.95	576-03014	1169.95	576-03016	1169.95
Victory Front All Dual Disc (Non-ABS)	Chrome	18x3.5	576-03019	1099.95	576-03021	1099.95	576-03023	1099.95
		21x3.5	576-03025	1189.95	576-03027	1189.95	576-03029	1189.95
		23x3.5	576-03031	1299.95	576-03033	1299.95	576-03035	1299.95
	Black	18x3.5	576-03018	969.95	576-03020	969.95	576-03022	969.95
		21x3.5	576-03024	1049.95	576-03026	1049.95	576-03028	1049.95
		23x3.5	576-03030	1169.95	576-03032	1169.95	576-03034	1169.95
Victory Vision/Cross Country Front 10-17 with ABS	Chrome	18x3.5	576-03037	1099.95	576-03039	1099.95	576-03041	1099.95
		21x3.5	576-03043	1189.95	576-03045	1189.95	576-03047	1189.95
		23x3.5	576-03049	1299.95	576-03051	1299.95	576-03053	1299.95
	Black	18x3.5	576-03036	969.95	576-03038	969.95	576-03040	969.95
		21x3.5	576-03042	1049.95	576-03044	1049.95	576-03046	1049.95
		23x3.5	576-03048	1169.95	576-03050	1169.95	576-03052	1169.95
Victory All Models with 18x8.5 Rear	Chrome	18x8.5	576-03055	1479.95	576-03057	1479.95	576-03059	1479.95
	Black	18x8.5	576-03054	1179.95	576-03056	1179.95	576-03058	1179.95
Victory Vegas/8Ball/Kingpin Rear	Chrome	18x5.5	576-03067	1119.95	576-03069	1119.95	576-03071	1119.95
	Black	18x5.5	576-03066	939.95	576-03068	939.95	576-03070	939.95
Victory Vision Rear without ABS	Chrome	18x5.5	576-03061	1119.95	576-03063	1119.95	576-03065	1119.95
	Black	18x5.5	576-03060	939.95	576-03062	939.95	576-03064	939.95
Victory Vision Rear with 11-17 ABS	Chrome	18x5.5	576-03073	1119.95	576-03075	1119.95	576-03077	1119.95
	Black	18x5.5	576-03072	939.95	576-03074	939.95	576-03076	939.95

ORDER TOLL FREE

1 (855) 977-7725

OR FAX (800) 326-3813

See us on the internet: <http://www.hdtwin.com>

Dealers Site: orders.hdtwin.com

Email: dealer@hdtwin.com

TIRE REFERENCE

SIZE	APPLICATION	FRONT/ REAR	BRAND	MODEL	PAGE	WPS#	List
8" WHEEL							
3.50-8	TRAIL	F/R	SHINKO	421	110	87-4420	\$29.95
4.00-8	TRAIL	F/R	SHINKO	421	110	87-4421	31.95
10" WHEEL							
2.50-10	IT	F/R	IRC	IX07	111	87-5419	\$34.95
60/100-10	HT	F/T	IRC	IX05	111	87-5398	31.95
2.50-10	IT	F/R	MAXXIS	MAXXCROSS IT	117	870-8000	40.00
2.50-10	ST/IT	F/R	MICHELIN	STARCROSS MINI	124	87-9570	46.95
2.50-10	ST/IT	F/R	PIRELLI	MX32 MID SOFT	129	871-7031	39.95
2.50-10	ST/IT/HT	F/R	PIRELLI	MX EXTRA J	130	871-7261	38.95
2.50-10	IT/HT	F/R	SEDONA	887	99	870-1011	33.95
2.50-10	IT/HT	F/R	SHINKO	520	102	87-4202	28.95
80/100-10	HT	R	IRC	IX05	111	87-5406	34.95
2.75-10	SI/IT	R	MAXXIS	MAXXCROSS SI	118	870-8056	51.00
2.75-10	IT	R	MAXXIS	MAXXCROSS IT	117	870-8017	49.00
2.75-10	ST/IT	R	MICHELIN	STARCROSS MINI	124	87-9573	49.95
2.75-10	IT/HT	R	MICHELIN	STARCROSS MINI	124	87-9488	57.95
2.75-10	ST/IT	R	PIRELLI	MX32 MID SOFT	129	871-7041	46.95
2.75-10	IT/HT	R	SEDONA	887	99	870-1012	35.95
2.75-10	IT/HT	R	SHINKO	520	102	87-4203	31.95
3.00-10	TRAIL	F/R	SHINKO	421	110	87-4422	28.95
3.50-10	TRAIL	F/R	SHINKO	421	110	87-4423	33.95
12" WHEEL							
2.50-12	ST/IT	F	MICHELIN	STARCROSS MINI	124	87-9574	\$48.95
2.50-12	IT/HT	F	MICHELIN	STARCROSS MINI	124	87-9475	53.95
2.50-12	IT/HT	F/R	SHINKO	520	102	87-4204	32.95
2.50-12	IT/HT	R	SHINKO	520	102	87-4204	32.95
3.00-12	TRAIL/DUAL SPORT	F/R	SHINKO	SR241	106	87-4451	35.95
3.00-12	TRAIL	F	IRC	GS45	114	87-5738	38.95
60/100-12	ST/IT	F	PIRELLI	MX32 MID SOFT	129	871-7033	46.95
80/100-12	HT	R	IRC	IX05	111	87-5405	40.95
80/100-12	SI/IT	R	MAXXIS	MAXXCROSS SI	118	870-8057	54.00
80/100-12	IT	R	MAXXIS	MAXXCROSS IT	117	870-8018	51.00
80/100-12	ST/IT	R	MICHELIN	STARCROSS MINI	124	87-9571	54.95
80/100-12	IT/HT	R	MICHELIN	STARCROSS MINI	124	87-9489	64.95
80/100-12	ST/IT	R	PIRELLI	MX32 MID SOFT	129	871-7043	51.95
120/70-12 TL	SCOOTER	F	SHINKO	SR427	110	87-4480	43.95
130/70-12 TL	SCOOTER	R	SHINKO	SR428	110	87-4481	45.95
14" WHEEL							
2.50-14	TRAIL	F	IRC	GS45	114	87-5718	\$36.95
60/100-14	HT	F	IRC	IX05	111	87-5397	33.95
60/100-14	SI/IT	F	MAXXIS	MAXXCROSS SI	118	870-8051	51.00
60/100-14	IT	F	MAXXIS	MAXXCROSS IT	117	870-8002	49.00
60/100-14	ST/IT	F	MICHELIN	STARCROSS MINI	124	87-9572	50.95
60/100-14	IT/HT	F	MICHELIN	STARCROSS MINI	124	87-9476	57.95
60/100-14	ST/IT	F	PIRELLI	MX32 MID SOFT	129	871-7034	45.95
60/100-14	ST/IT/HT	F	PIRELLI	MX EXTRA J	130	871-7264	50.95
60/100-14	IT/HT	F	SEDONA	887	99	870-1013	36.95
60/100-14	ST/IT	F	SHINKO	524	101	87-4323	35.95
60/100-14	TRAIL/DUAL SPORT	F/R	SHINKO	SR241	106	87-4440	36.95
2.75-14	TRAIL/DUAL SPORT	F/R	SHINKO	244	108	87-4400	33.95
3.60-14	TRAIL	F	IRC	GS45	114	87-5261	57.95
80/100-14	ST/HT	R	SHINKO	525	101	87-4324	49.95
90/100-14	ST	R	IRC	IX09	112	87-5264	50.95
90/100-14	IT	R	IRC	IX07	111	87-5412	50.95
90/100-14	HT	R	IRC	IX05	111	87-5402	60.95
90/100-14	SI/IT	R	MAXXIS	MAXXCROSS SI	118	870-8058	61.00
90/100-14	IT	R	MAXXIS	MAXXCROSS IT	117	870-8019	59.00
90/100-14	ST/IT	R	MICHELIN	STARCROSS MINI	124	87-9565	68.95
90/100-14	IT/HT	R	MICHELIN	STARCROSS MINI	124	87-9481	75.95
90/100-14	ST/IT	R	PIRELLI	MX32 MID SOFT	129	871-7045	64.95
90/100-14	ST/IT	R	SEDONA	880	100	870-1052	59.95
90/100-14	IT/HT	R	SEDONA	887	99	870-1004	59.95
90/100-14	MUD/SAND	R	SHINKO	540	101	87-4310	53.95

STREET

V-TWIN

OFFROAD

ATV / UTV

TUBES /
ACCESSORIES

TRAILER

TOOLS / REPAIR

PROMOTIONAL

REFERENCE

INDEX

TIRE REFERENCE

STREET
V-TWIN
OFFROAD
ATV / UTV
TUBES / ACCESSORIES
TRAILER
TOOLS / REPAIR
PROMOTIONAL
REFERENCE
INDEX

SIZE	APPLICATION	FRONT/ REAR	BRAND	MODEL	PAGE	WPS#	List
14" WHEEL (CONT'D...)							
90/100-14	ST/IT	R	SHINKO	525	101	87-4329	56.95
90/100-14	IT/HT	R	SHINKO	520	102	87-4330	55.95
90/100-14	HT	R	SHINKO	505	103	87-4365	55.95
180/80-14 TT	SCOOTER	R	SHINKO	SR428	110	87-4482	118.95
16" WHEEL							
2.50-16	TRAIL	F	IRC	GS45	114	87-5260	\$57.95
3.00-16	TRAIL/DUAL SPORT	F/R	SHINKO	SR241	106	87-4441	44.95
3.00-16	TRAIL/DUAL SPORT	F/R	SHINKO	244	108	87-4401	39.95
90/100-16	ST	R	IRC	IX09	112	87-5265	60.95
90/100-16	HT	R	IRC	IX05	111	87-5415	60.95
90/100-16	SI/IT	R	MAXXIS	MAXXCROSS SI	118	870-8059	70.00
90/100-16	IT	R	MAXXIS	MAXXCROSS IT	117	870-8020	67.00
90/100-16	ST/IT	R	MICHELIN	STARCROSS MINI	124	87-9567	78.95
90/100-16	IT/HT	R	MICHELIN	STARCROSS MINI	124	87-9482	83.95
90/100-16	SAND/MUD	R	PIRELLI	SCORPION MX SOFT	129	871-7024	69.95
90/100-16	ST/IT	R	PIRELLI	MX32 MID SOFT	129	871-7047	69.95
90/100-16	IT/HT	R	SEDONA	887	99	870-1005	64.95
90/100-16	MUD/SAND	R	SHINKO	540	101	87-4311	62.95
90/100-16	ST/IT	R	SHINKO	525	101	87-4380	57.95
130/90B-16	DUAL SPORT	F	PIRELLI	MT60R	136	871-6101	194.95
150/80B-16 REINF	DUAL SPORT	R	PIRELLI	MT60R	136	871-6105	229.95
17" WHEEL							
2.50-17	TRAIL/DUAL SPORT	F/R	SHINKO	SR241	106	87-4442	\$35.95
2.50-17	TRAIL/DUAL SPORT	F/R	SHINKO	244	108	87-4402	37.95
2.75-17	TRAIL/DUAL SPORT	F/R	SHINKO	SR241	106	87-4443	38.95
3.00-17	TRAIL/DUAL SPORT	F/R	SHINKO	SR241	106	87-4444	44.95
3.00-17	TRAIL/DUAL SPORT	F/R	SHINKO	SR241	106	87-4403	43.95
70/100-17							
70/100-17	ST	F	IRC	IX09	112	87-5262	\$45.95
70/100-17	IT	F	IRC	IX07	111	87-5411	45.95
70/100-17	HT	F	IRC	IX05	111	87-5401	54.95
70/100-17	SI/IT	F	MAXXIS	MAXXCROSS SI	118	870-8052	80.00
70/100-17	IT	F	MAXXIS	MAXXCROSS IT	117	870-8003	55.00
70/100-17	ST/IT	F	MICHELIN	STARCROSS MINI	124	87-9561	59.95
70/100-17	IT/HT	F	MICHELIN	STARCROSS MINI	124	87-9477	64.95
70/100-17	ST/IT	F	PIRELLI	MX32 MID SOFT	129	871-7036	57.95
70/100-17	ST/IT/HT	F	PIRELLI	MX EXTRA J	130	871-7266	58.95
70/100-17	ST/IT	F	SEDONA	880	100	870-1050	51.95
70/100-17	IT/HT	F	SEDONA	887	99	870-1000	51.95
70/100-17	MUD/SAND	F	SHINKO	540	101	87-4300	50.95
70/100-17	ST/IT	F	SHINKO	524	101	87-4321	48.95
70/100-17	ST/IT	F	SHINKO	546	102	87-4710	51.95
70/100-17	IT/HT	F	SHINKO	520	102	87-4335	46.95
70/100-17	HT	F	SHINKO	502	103	87-4350	52.95
4.60-17	ST	R	IRC	VE33	113	87-5700	81.95
4.60-17	DUAL SPORT	F	IRC	GP-1	116	87-5680	90.95
4.60-17	DUAL SPORT	F	IRC	GP-110	116	87-5660	99.95
4.60-17	DUAL SPORT	R	SHINKO	700	108	87-4395	73.95
4.60-17	DUAL SPORT	R	SHINKO	244	108	87-4404	67.95
5.10-17	ST	R	IRC	VE33	113	87-5701	93.95
5.10-17	DUAL SPORT	F	IRC	GP-110	116	87-5662	110.95
5.10-17	DUAL SPORT	F	IRC	GP-1	116	87-5681	107.95
100/100-17	ST	R	IRC	VE33	113	87-5702	79.95
110/100-17	ST	R	IRC	VE33	113	87-5703	93.95
120/70R-17	DIRT TRACK	F/R	MAXXIS	DTR-1	120	870-8080	178.00
120/70R-17	DUAL SPORT	F	PIRELLI	RALLY STR	134	871-7152	206.95
120/70R-17	DUAL SPORT	F	PIRELLI	TRAIL II	135	871-6061	226.95
120/70R-17	DUAL SPORT	F	PIRELLI	MT60R	136	871-6002	258.95
120/70ZR-17	DUAL SPORT	F	PIRELLI	MT60R	136	871-6008	272.95
120/70R-17 TL	DUAL SPORT	F	SHINKO	705	109	87-4529	106.95
120/90-17	DUAL SPORT	R	MICHELIN	ANAKEE III	127	87-9844	237.95
120/90-17	DUAL SPORT	R	PIRELLI	MT90AT	136	871-6014	188.95
120/90-17 TT	DUAL SPORT	R	PIRELLI	MT60R	136	871-6001	238.95

TIRE REFERENCE

SIZE	APPLICATION	FRONT/ REAR	BRAND	MODEL	PAGE	WPS#	List
17" WHEEL (CONT'D...)							
120/90-17 TT	DUAL SPORT	F	SHINKO	705	109	87-4520	82.95
5.10-17	DUAL SPORT	R	SHINKO	700	108	87-4396	84.95
5.10-17	DUAL SPORT	R	SHINKO	244	108	87-4405	81.95
120/60R-17	SUPER MOTO	F	SHINKO	SUPER MOTO	110	87-4051	118.95
120/70R-17	SUPER MOTO	F	SHINKO	SUPER MOTO	110	87-4050	120.95
130/80R-17	DUAL SPORT	R	MICHELIN	ANAKEE III	127	87-9845	251.95
130/80R-17	DUAL SPORT	R	PIRELLI	TRAIL II	135	871-6072	240.95
130/80-17	DUAL SPORT	R	PIRELLI	MT60R	136	871-6029	199.95
130/80-17 TL	DUAL SPORT	F	SHINKO	705	109	87-4521	89.95
130/80-17	DIRT TRACK	F/R	SHINKO	SR-267	107	870-8080	178.00
130/80-17	DUAL SPORT	R	SHINKO	E805	109	87-4704	135.95
130/90-17 TT	DUAL SPORT	F	SHINKO	705	109	87-4522	96.95
140/80R-17	DUAL SPORT	R	MICHELIN	ANAKEE III	127	87-9849	258.95
140/80R-17	DUAL SPORT	R	PIRELLI	TRAIL II	135	871-6073	247.95
140/80-17	DUAL SPORT	R	PIRELLI	MT60R	136	871-6004	238.95
140/80-17	DUAL SPORT	R	SHINKO	E805	109	87-4706	131.95
140/80-17 TT	DUAL SPORT	F	SHINKO	705	109	87-4523	87.95
150/60R-17	SUPER MOTO	F	SHINKO	SUPER MOTO	110	87-4055	154.95
150/70R-17	DUAL SPORT	R	MICHELIN	ANAKEE III	127	87-9848	278.95
150/70R-17	DUAL SPORT	R	PIRELLI	RALLY STR	134	871-7159	222.95
150/70R-17	DUAL SPORT	R	PIRELLI	SCORPION RALLY	135	871-7138	221.95
150/70R-17	DUAL SPORT	R	PIRELLI	TRAIL II	135	871-6075	263.95
150/70R-17	DUAL SPORT	F	SHINKO	705	109	87-4530	147.95
150/70-17	DUAL SPORT	R	SHINKO	E805	109	87-4701	149.95
160/60R-17	DUAL SPORT	R	PIRELLI	MT60R	136	871-6005	286.95
160/60ZR-17	DUAL SPORT	R	PIRELLI	TRAIL II	135	871-6077	260.95
160/60R-17	SUPER MOTO	F	SHINKO	SUPER MOTO	110	87-4056	161.95
170/60R-17	DUAL SPORT	R	MICHELIN	ANAKEE III	127	87-9843	286.95
170/60R-17	DUAL SPORT	R	PIRELLI	RALLY STR	134	871-7160	304.95
170/60R-17	DUAL SPORT	R	PIRELLI	SCORPION RALLY	135	871-7139	308.95
170/60R-17	DUAL SPORT	R	PIRELLI	TRAIL II	135	871-6074	265.95
170/60ZR-17	DUAL SPORT	R	PIRELLI	TRAIL II	135	871-6076	277.95
170/60ZR-17 D SPEC	DUAL SPORT	R	PIRELLI	TRAIL II	135	871-6071	277.95
170/60R-17	DUAL SPORT	R	SHINKO	E805	109	87-4709	214.95
170/60R-17 TL	DUAL SPORT	F	SHINKO	705	109	87-4530	147.95
180/55R-17	DUAL SPORT	R	PIRELLI	RALLY STR	134	871-7157	323.95
18" WHEEL							
2.75-18	TRAIL/DUAL SPORT	F/R	SHINKO	SR241	106	87-4453	\$44.95
3.00-18	TRAIL/DUAL SPORT	F/R	SHINKO	SR241	106	87-4454	48.95
3.00-18	TRAIL/DUAL SPORT	F/R	SHINKO	244	108	87-4406	45.95
3.50-18	TRAIL/DUAL SPORT	F/R	SHINKO	SR241	106	87-4445	63.95
3.50-18	TRAIL/DUAL SPORT	F/R	SHINKO	244	108	87-4407	59.95
4.00-18	TRAIL/DUAL SPORT	F/R	SHINKO	SR241	106	87-4450	74.95
4.00-18 TT	TRIALS/TRAIL	R	IRC	TR-011	115	87-5782	137.95
4.00-18 TL	TRIALS/TRAIL	R	IRC	TR-011	115	87-5781	154.95
4.00-18	TRAIL/DUAL SPORT	F	IRC	TR8	115	87-5241	105.95
4.00-18	TRAIL	R	MAXXIS	TRAILMAXX	120	870-8085	123.00
4.00-18	TRAIL/TRIALS	R	PIRELLI	MT43	133	871-7143	128.95
4.10-18	DUAL SPORT	F	IRC	GP-110	116	87-5665	93.95
4.10-18	DUAL SPORT	F	IRC	GP-1	116	87-5685	75.95
4.10-18	TRAIL/DUAL SPORT	F/R	SHINKO	244	108	87-4408	61.95
4.10-18 TT	DUAL SPORT	F/R	SHINKO	705	109	87-4525	76.95
100/90-18	DUAL SPORT	F	PIRELLI	TRAIL II	135	871-6062	168.95
100/100-18	ENDURO	R	IRC	VE40	114	87-5770	104.95
100/100-18	ST	R	IRC	VE33	113	87-5705	70.95
100/100-18	ST	R	IRC	IX09	112	87-5422	95.95
100/100-18	IT	R	IRC	IX07	111	87-5413	95.95
100/100-18	HT	R	IRC	IX05	111	87-5403	99.95
100/100-18	IT	R	MAXXIS	MAXXCROSS IT	117	870-8009	110.00
100/100-18	ST	R	MICHELIN	STARCROSS 5 SOFT	122	87-9254	119.95
100/100-18	IT	R	MICHELIN	STARCROSS 5 MEDIUM	122	87-9264	119.95
100/100-18	TRAIL/DESERT	R	MICHELIN	AC10	126	87-9370	125.95
100/100-18	MUD/SAND	R	SHINKO	540	101	87-4315	85.95

STREET

V-TWIN

OFFROAD

ATV / UTV

TUBES / ACCESSORIES

TRAILER

TOOLS / REPAIR

PROMOTIONAL

REFERENCE

INDEX

TIRE REFERENCE

	SIZE	APPLICATION	FRONT/ REAR	BRAND	MODEL	PAGE	WPS#	List
	18" WHEEL (CONT'D...)							
STREET	100/100-18	ST/IT	R	SHINKO	525	101	87-4325	80.95
	100/100-18	HT	R	SHINKO	505	103	87-4360	85.95
V-TWIN	110/80-18	ST DESERT/TRAIL	R	IRC	M5B	113	87-5754	91.95
	110/80-18	DUAL SPORT	R	PIRELLI	MT90AT	136	871-6015	189.95
	110/80R-18	DUAL SPORT	R	PIRELLI	MT60R	136	871-6003	221.95
	110/90R-18	TRAIL/TRIALS	R	SHINKO	255 TRAIL PRO	106	87-4290	104.95
	110/100-18	ENDURO	R	IRC	VE40	114	87-5771	116.95
OFFROAD	110/100-18	ST	R	IRC	VE33	113	87-5706	93.95
	110/100-18	ST/IT ENDURO	R	IRC	IX09 GEKKOTA	112	87-5423	99.95
	110/100-18	ST	R	IRC	IX09	112	87-5429	121.95
	110/100-18	HT	R	IRC	IX05	111	87-5414	99.95
	110/100-18	HT	R	IRC	IX05	111	87-5404	104.95
	110/100-18	HT	R	IRC	VE37	113	87-5715	117.95
	110/100-18	SI/IT	R	MAXXIS	MAXXCROSS SI	118	870-8061	125.00
	110/100-18	IT	R	MAXXIS	MAXXCROSS IT	117	870-8011	123.00
ATV / UTV	110/100-18	DESERT/TRAIL	R	MAXXIS	MAXXCROSS DESERT IT	117	870-8032	127.00
	110/100-18	IT	R	MICHELIN	STARCROSS 5 MEDIUM	122	87-9265	123.95
	110/100-18	ST	R	MICHELIN	STARCROSS 5 SOFT	122	87-9255	125.95
	110/100-18	TRAIL/DESERT	R	MICHELIN	AC10	126	87-9444	123.95
	110/100-18	TRAIL ST/IT	R	PIRELLI	SCORPION XCMS	132	871-7115	123.95
	110/100-18	TRAIL IT/HT	R	PIRELLI	SCORPION XCMH	132	871-7105	119.95
	110/100-18	ST/IT	R	SEDONA	880	100	870-1053	89.95
TUBES / ACCESSORIES	110/100-18	SAND	R	SEDONA	DUNATIK	100	870-2002	85.95
	110/100-18	IT/HT	R	SEDONA	887	99	870-1006	89.95
	110/100-18	HT	R	SEDONA	907	99	870-1060	91.95
	110/100-18	MUD/SAND	R	SHINKO	540	101	87-4316	89.95
	110/100-18	ST/IT	R	SHINKO	525	101	87-4326	92.95
	110/100-18	IT/HT	R	SHINKO	520	102	87-4333	91.95
	110/100-18	IT/HT	R	SHINKO	523	103	87-4341	84.95
	110/100-18	HT	R	SHINKO	505	103	87-4361	89.95
TRAILER	110/100-18	ST/IT ENDURO	R	SHINKO	525	105	87-4326S	89.95
	110/100-18	IT/HT ENDURO	R	SHINKO	505	105	87-4361S	89.95
	4.60-18	DUAL SPORT	F	IRC	GP-110	116	87-5666	105.95
	4.50-18	TRAIL/DUAL SPORT	F	IRC	TR8	115	87-5242	121.95
	4.60-18	DUAL SPORT	F	IRC	GP-1	116	87-5686	96.95
	4.60-18	DUAL SPORT	R	SHINKO	700	108	87-4397	78.95
	4.60-18	DUAL SPORT	R	SHINKO	244	108	87-4409	69.95
TOOLS / REPAIR	5.10-18	ST	R	IRC	VE33	113	87-5708	100.95
	5.10-18	DUAL SPORT	F	IRC	GP-110	116	87-5667	121.95
	120/70ZR-18	DUAL SPORT	R	PIRELLI	MT60R	136	871-6100	259.95
	120/80-18	ST DESERT/TRAIL	R	IRC	M5B	113	87-5751	96.95
	120/80-18	DUAL SPORT	R	PIRELLI	MT90AT	136	871-6016	197.95
	120/80-18 TT	DUAL SPORT	F/R	SHINKO	705	109	87-4526	83.95
PROMOTIONAL	120/90R-18	DUAL SPORT	F	PIRELLI	RALLY STR	134	871-7153	210.95
	120/90-18	ST	R	MICHELIN	STARCROSS 5 SOFT	122	87-9256	130.95
	120/90-18	IT	R	MICHELIN	STARCROSS 5 MEDIUM	122	87-9266	128.95
	120/90-18	TRAIL/TRIALS	R	MICHELIN	TRIAL X	125	87-9552	296.95
	120/90-18	TRAIL	R	MICHELIN	ENDURO	125	87-92845	127.95
	120/90R-18	TRAIL/TRIALS	R	SHINKO	255 TRAIL PRO	106	87-4292	118.95
	120/90-18	DUAL SPORT	R	SHINKO	E805	109	87-4707	99.95
	120/90-18	DUAL PURPOSE	R	PIRELLI	SCORPION PRO	130	871-7126	136.95
REFERENCE	120/90-18	TRAIL ST/IT	R	PIRELLI	SCORPION XCMS	132	871-7116	128.95
	120/90-18	TRAIL IT/HT	R	PIRELLI	SCORPION XCMH	132	871-7106	126.95
	120/90-18	ST/IT	F	SEDONA	880	100	870-1054	89.95
	120/90-18	IT/HT	R	SEDONA	887	99	870-1007	94.95
	120/90-18	HT	R	SEDONA	907	99	870-1061	96.95
	120/100-18	SI/IT	R	MAXXIS	MAXXCROSS SI	118	870-8063	135.00
	120/100-18	DESERT/TRAIL	R	MAXXIS	MAXXCROSS DESERT IT	117	870-8033	138.00
INDEX	120/100-18	IT	R	MAXXIS	MAXXCROSS IT	117	870-8014	133.00
	120/100-18	TRAIL/DESERT	R	MICHELIN	AC10	126	87-9377	131.95
	120/100-18	MUD/SAND	R	SHINKO	540	101	87-4317	96.95
	120/100-18	ST/IT	R	SHINKO	525	101	87-4382	99.95
	120/100-18	IT/HT	R	SHINKO	520	102	87-4334	96.95

TIRE REFERENCE

SIZE	APPLICATION	FRONT/ REAR	BRAND	MODEL	PAGE	WPS#	List
18" WHEEL (CONT'D...)							
120/100-18	HT	R	SHINKO	505	103	87-4366	99.95
120/100-18	HT	R	SHINKO	500	103	87-4370	99.95
120/100-18	ST/IT ENDURO	R	SHINKO	525	105	87-4382S	102.95
120/100-18	IT/HT ENDURO	R	SHINKO	505	105	87-4366S	102.95
5.10-18	DUAL SPORT	R	SHINKO	700	108	87-4398	85.95
5.10-18	DUAL SPORT	R	SHINKO	244	108	87-4410	85.95
5.10-18	DUAL SPORT	F	IRC	GP-1	116	87-5687	107.95
130/80-18	ST DESERT/TRAIL	R	IRC	M5B	113	87-5752	101.95
130/80-18 TT	SCOOTER	F	SHINKO	428	110	87-4483	85.95
140/80-18	ST DESERT/TRAIL	R	IRC	M5B	113	87-5753	105.95
140/80-18	TRAIL	R	MAXXIS	MAXXCROSS EN	118	870-8071	127.00
140/80-18	DUAL PURPOSE	R	PIRELLI	SCORPION PRO	130	871-7127	143.95
140/80-18	TRAIL IT/HT	R	PIRELLI	SCORPION XCMH	132	871-7107	147.95
140/80-18	DUAL SPORT	R	PIRELLI	SCORPION RALLY	135	871-7137	184.95
140/80-18	DUAL SPORT	R	PIRELLI	MT90AT	136	871-6017	214.95
140/80-18	TRAIL/ENDURO	R	SHINKO	216	104	87-4740	98.95
140/80-18	TRAIL/ENDURO	R	SHINKO	216 SOFT	104	87-4740	98.95
140/90-18	TRAIL	R	MICHELIN	ENDURO	125	87-92846	137.95
140/90-18	DESERT/TRAIL	R	MICHELIN	DESERT RACE	126	87-9527	308.95
150/70R-18	DUAL SPORT	R	PIRELLI	RALLY STR	134	871-7158	229.95
150/70R-18	DUAL SPORT	R	PIRELLI	MT90AT	136	871-6018	228.95
150/70VR-18 TL	DUAL SPORT	F/R	SHINKO	705	109	87-4536	124.95
150/70B-18	DUAL SPORT	R	SHINKO	E805	109	87-4705	169.95
180/55R-18	DUAL SPORT	R	PIRELLI	MT60R	136	871-6007	262.95
19" WHEEL							
2.75-19	TRAIL/DUAL SPORT	F/R	SHINKO	SR241	106	87-4446	\$43.95
3.50-19	TRAIL/DUAL SPORT	F/R	SHINKO	SR241	106	87-4449	67.95
70/100-19	ST	F	IRC	IX09	112	87-5263	48.95
70/100-19	HT	F	IRC	IX05	111	87-5399	54.95
70/100-19	SI/IT	F	MAXXIS	MAXXCROSS SI	118	870-8053	61.00
70/100-19	IT	F	MAXXIS	MAXXCROSS IT	117	870-8004	59.00
70/100-19	ST/IT	F	MICHELIN	STARCROSS MINI	124	87-9562	68.95
70/100-19	IT/HT	F	MICHELIN	STARCROSS MINI	124	87-9478	72.95
70/100-19	ST/IT	F	PIRELLI	MX32 MID SOFT	129	871-7037	62.95
70/100-19	ST/IT/HT	F	PIRELLI	MX EXTRA J	130	871-7267	64.95
70/100-19	IT/HT	F	SEDONA	887	99	870-1001	58.95
70/100-19	MUD/SAND	F	SHINKO	540	101	87-4301	52.95
70/100-19	ST/IT	F	SHINKO	524	101	87-4322	52.95
70/100-19	ST/IT	F	SHINKO	546	102	87-4711	53.95
70/100-19	IT/HT	F	SHINKO	520	102	87-4336	49.95
100/90-19	TRAIL/TRIALS	R	SHINKO	255 TRAIL PRO	106	87-4291	116.95
100/90-19	ST	R	IRC	VE33	113	87-5710	92.95
100/90-19	ST	R	IRC	IX09	112	87-5424	99.95
100/90-19	IT	R	IRC	IX07	111	87-5417	99.95
100/90-19	HT	R	IRC	IX05	111	87-5407	116.95
100/90-19	SI/IT	R	MAXXIS	MAXXCROSS SI	118	870-8062	129.00
100/90-19	IT	R	MAXXIS	MAXXCROSS IT	117	870-8010	127.00
100/90-19	HT	R	MAXXIS	MAXXCROSS SX	119	870-8074	142.00
100/90-19	DESERT/TRAIL	R	MAXXIS	MAXXCROSS DESERT IT	117	870-8035	131.00
100/90-19	SAND	R	MICHELIN	STARCROSS 5 SAND	123	87-9278	126.95
100/90-19	ST	R	MICHELIN	STARCROSS 5 SOFT	122	87-9257	133.95
100/90-19	IT	R	MICHELIN	STARCROSS 5 MEDIUM	122	87-9267	135.95
100/90-19	HT	R	MICHELIN	STARCROSS 5 HARD	123	87-9263	145.95
100/90-19	TRAIL/DESERT	R	MICHELIN	AC10	126	87-9372	134.95
100/90-19	DUAL SPORT	F	PIRELLI	RALLY STR	134	871-7154	177.95
100/90-19	DUAL SPORT	F	PIRELLI	TRAIL II	135	871-6066	201.95
100/90-19	SAND/MUD	R	PIRELLI	SCORPION MX SOFT	129	871-7027	133.95
100/90-19	ST/IT	R	PIRELLI	MX32 MID SOFT	129	871-7054	133.95
100/90-19	IT/HT	R	PIRELLI	MX32 MID HARD	130	871-7234	129.95
100/90-19	DUAL SPORT	F	PIRELLI	MT60R	136	871-6028	189.95
100/90-19	ST/IT	R	SEDONA	880	100	870-1055	82.95
100/90-19	IT/HT	R	SEDONA	887	99	870-1008	83.95
100/90-19	HT	R	SEDONA	907	99	870-1062	85.95
100/90-19	MUD/SAND	R	SHINKO	540	101	87-4312	83.95

STREET
V-TWIN
OFFROAD
ATV / UTV
TUBES / ACCESSORIES
TRAILER
TOOLS / REPAIR
PROMOTIONAL
REFERENCE
INDEX

TIRE REFERENCE

	SIZE	APPLICATION	FRONT/ REAR	BRAND	MODEL	PAGE	WPS#	List
STREET	19" WHEEL (CONT'D...)							
	100/90-19	ST/IT	R	SHINKO	525	101	87-4327	86.95
	100/90-19	IT/HT	R	SHINKO	520	102	87-4337	76.95
	100/100-19	IT/HT	R	SHINKO	523	103	87-4342	85.95
	100/100-19	HT	R	SHINKO	505	103	87-4362	88.95
V-TWIN	100/100-19	DUAL SPORT	F	SHINKO	804	109	87-4703	106.95
	110/80-19	ST	R	IRC	IX09	112	87-5427	99.95
	110/80-19	DUAL SPORT	F	MICHELIN	ANAKEE III	127	87-9834	230.95
	110/80R-19	DUAL SPORT	F	PIRELLI	RALLY STR	134	871-7155	199.95
	110/80R-19	DUAL SPORT	F	PIRELLI	SCORPION RALLY	135	871-7132	201.95
OFFROAD	110/80R-19	DUAL SPORT	F	PIRELLI	TRAIL II	135	871-6063	221.95
	110/80-19	DUAL SPORT	F/R	SHINKO	705	109	87-4536	124.95
	110/80R-19	DUAL SPORT	F/R	SHINKO	705	109	87-4535	110.95
	110/100-19	DUAL SPORT	F	SHINKO	804	109	87-4700	119.95
	110/90-19	ENDURO	R	IRC	VE40	114	87-5775	124.95
	110/90-19	ST	R	IRC	VE33	113	87-5711	109.95
	110/90-19	ST	R	IRC	IX09	112	87-5425	102.95
	110/90-19	HT	R	IRC	IX05	111	87-5418	102.95
	110/90-19	HT	R	IRC	IX05	111	87-5408	124.95
ATV / UTV	110/90R-19	TRAIL/TRIALS	R	SHINKO	255 TRAIL PRO	106	87-4291	116.95
	110/90-19	SI/IT	R	MAXXIS	MAXXCROSS SI	118	870-8064	136.00
	110/90-19	IT	R	MAXXIS	MAXXCROSS IT	117	870-8013	134.00
	110/90-19	HT	R	MAXXIS	MAXXCROSS SX	119	870-8075	154.00
TUBES / ACCESSORIES	110/90-19	DESERT/TRAIL	R	MAXXIS	MAXXCROSS DESERT IT	117	870-8036	142.00
	110/90-19	SAND	R	MICHELIN	STARCROSS 5 SAND	123	87-9279	130.95
	110/90-19	ST	R	MICHELIN	STARCROSS 5 SOFT	122	87-9258	139.95
	110/90-19	IT	R	MICHELIN	STARCROSS 5 MEDIUM	122	87-9268	145.95
	110/90-19	HT	R	MICHELIN	STARCROSS 5 HARD	123	87-9263	145.95
	110/90-19	TRAIL/DESERT	R	MICHELIN	AC10	126	87-9373	140.95
	110/90-19	DUAL SPORT	F	MICHELIN	ANAKEE WILD	127	87-9116	243.95
TRAILER	110/90-19	SAND/MUD	R	PIRELLI	SCORPION MX SOFT	129	871-7028	140.95
	110/90-19	ST/IT	R	PIRELLI	MX32 MID SOFT	129	871-7055	143.95
	110/90-19	MUD/ST	R	PIRELLI	MX32 MUD	129	871-7056	138.95
	110/90-19	IT/HT	R	PIRELLI	MX32 MID HARD	130	871-7235	138.95
	110/90-19	SAND 8 PADDLE	R	SEDONA	DUNATIK	100	870-2000	86.95
	110/90-19	SAND 10 PADDLE	R	SEDONA	DUNATIK	100	870-2001	89.95
	110/90-19	ST/IT	R	SEDONA	880	100	870-1056	86.95
	110/90-19	IT/HT	R	SEDONA	887	99	870-1009	89.95
	110/90-19	HT	R	SEDONA	907	99	870-1063	91.95
	110/90-19	MUD/SAND	R	SHINKO	540	101	87-4313	91.95
	110/90-19	ST/IT	R	SHINKO	525	101	87-4328	92.95
	110/90-19	IT/HT	R	SHINKO	520	102	87-4332	87.95
TOOLS / REPAIR	110/100-19	IT/HT	R	SHINKO	523	103	87-4343	87.95
	110/100-19	HT	R	SHINKO	505	103	87-4343	87.95
	110/100-19	ST/IT ENDURO	R	SHINKO	525	105	87-4328S	93.95
	110/100-19	IT/HT ENDURO	R	SHINKO	505	105	87-4363S	93.95
PROMOTIONAL	120/70-19	DUAL SPORT	F	MICHELIN	ANAKEE WILD	127	87-9117	262.95
	120/70-19	DUAL SPORT	F	MICHELIN	ANAKEE III	127	87-9837	228.95
	120/70R-19	DUAL SPORT	F	PIRELLI	RALLY STR	134	871-7150	243.95
	120/70R-19	DUAL SPORT	F	PIRELLI	SCORPION RALLY	135	871-7133	246.95
	120/70R-19	DUAL SPORT	F	PIRELLI	TRAIL II	135	871-6060	221.95
	120/70ZR-19	DUAL SPORT	F	PIRELLI	TRAIL II	135	871-6064	229.95
	120/70ZR-19 D SPEC	DUAL SPORT	F	PIRELLI	TRAIL II	135	871-6069	229.95
REFERENCE	120/70R-19	DUAL SPORT	F	SHINKO	804	109	87-4708	167.95
	120/70R-19	DUAL SPORT	F/R	SHINKO	705	109	87-4524	114.95
	120/80-19	ST	R	IRC	IX09	112	87-5428	107.95
	120/80-19	IT	R	MICHELIN	STARCROSS 5 MEDIUM	122	87-9269	154.95
	120/80-19	ST/IT	R	SEDONA	880	100	870-1057	90.95
	120/80-19	IT/HT	R	SEDONA	887	99	870-1010	93.95
	120/80-19	HT	R	SEDONA	907	99	870-1064	97.95
INDEX	120/90R-19	TRAIL/TRIALS	R	SHINKO	255 TRAIL PRO	106	87-4293	118.95
	120/90-19	SI/IT	R	MAXXIS	MAXXCROSS SI	118	870-8066	144.00
	120/90-19	IT	R	MAXXIS	MAXXCROSS IT	117	870-8016	142.00
	120/90-19	SAND/MUD	R	PIRELLI	SCORPION MX SOFT	129	871-7029	144.95

TIRE REFERENCE

SIZE	APPLICATION	FRONT/ REAR	BRAND	MODEL	PAGE	WPS#	List
19" WHEEL (cont'd...)							
120/90-19	ST/IT	R	PIRELLI	MX32 MID SOFT	129	871-7058	148.95
120/90-19	IT/HT	R	PIRELLI	MX32 MID HARD	130	871-7236	144.95
120/90-19	MUD/SAND	R	SHINKO	540	101	87-4314	96.95
120/90-19	ST/IT	R	SHINKO	525	101	87-4381	99.95
120/90-19	IT/HT	R	SHINKO	523	103	87-4344	102.95
120/100-19	HT	R	SHINKO	505	103	87-4344	102.95
120/100-19	ST/IT ENDURO	R	SHINKO	525	105	87-4381S	102.95
120/100-18	IT/HT ENDURO	R	SHINKO	505	105	87-4364S	102.95
130/80-19 (27.0X7.0-19)	DIRT TRACK	F	MAXXIS	DTR-1 SOFT	120	870-8081	218.00
130/80-19 (27.0X7.0-19)	DIRT TRACK	F	SHINKO	SR-267 SOFT	107	87-4750S	109.95
130/80-19 (27.0X7.0-19)	DIRT TRACK	F	SHINKO	SR-267 MEDIUM	107	87-4750M	109.95
130/80-19 (27.0X7.0-19)	DIRT TRACK	F	SHINKO	SR-267 HARD	107	87-4750H	109.95
140/80-19 (27.5X7.0-19)	DIRT TRACK	F	MAXXIS	DTR-1 SOFT	120	870-8082	228.00
140/80-19 (27.5X7.0-19)	DIRT TRACK	F	MAXXIS	DTR-1 MEDIUM	120	870-8083	223.00
140/80-19 (27.5X7.0-19)	DIRT TRACK	F	SHINKO	SR-268 SOFT	107	87-4751S	119.95
140/80-19 (27.5X7.0-19)	DIRT TRACK	F	SHINKO	SR-268 MEDIUM	107	87-4751M	119.95
140/80-19 (27.5X7.0-19)	DIRT TRACK	F	SHINKO	SR-268 HARD	107	87-4751H	119.95
21" WHEEL							
2.75-21	TRAIL/TRIALS	F	IRC	TR-011	115	87-5788	\$93.95
2.75-21	TRAIL	F	MAXXIS	TRAILMAXX	120	870-8084	78.00
2.75-21	TRAIL/TRIALS	F	PIRELLI	MT43	133	871-7141	117.95
2.75-21	TRAIL/DUAL SPORT	F	SHINKO	SR241	106	87-4447	49.95
2.75-21	TRAIL/DUAL SPORT	F	SHINKO	244	108	87-4412	49.95
3.00-21	TRAIL/DUAL SPORT	F	IRC	TR8	115	87-5235	71.95
3.00-21	DUAL SPORT	F	IRC	GP-110	116	87-5653	70.95
3.00-21	DUAL SPORT	F	IRC	GP-1	116	87-5674	61.95
3.00-21	TRAIL/DUAL SPORT	F	SHINKO	SR241	106	87-4448	50.95
3.00-21	DUAL SPORT	F	SHINKO	700	108	87-4390	61.95
3.00-21	TRAIL/DUAL SPORT	F	SHINKO	244	108	87-4413	49.95
80/90-21	DUAL SPORT	F	MICHELIN	ANAKEE WILD	127	87-91001	148.95
80/90-21	DUAL SPORT	F	PIRELLI	MT21	134	871-6044	132.95
80/90-21	DUAL SPORT	F	PIRELLI	MT90AT	136	871-6011	107.95
80/100-21	ENDURO	F	IRC	VE39	114	87-5768	74.95
80/100-21	ST	F	IRC	VE35	113	87-5696	70.95
80/100-21	IT	F	IRC	IX07	111	87-5410	88.95
80/100-21	HT	F	IRC	IX05	111	87-5400	81.95
80/100-21	HT	F	IRC	VE32	113	87-5698	69.95
80/100-21	SI/IT	F	MAXXIS	MAXXCROSS SI	118	870-8054	117.00
80/100-21	DESERT/TRAIL	F	MAXXIS	MAXXCROSS DESERT IT	117	870-8030	112.00
80/100-21 LONG KNOB	IT	F	MAXXIS	MAXXCROSS IT	117	870-8005	112.00
80/100-21 SHORT KNOB	IT	F	MAXXIS	MAXXCROSS IT	117	870-8006	112.00
80/100-21	HT	F	MAXXIS	MAXXCROSS SX	119	870-8076	127.00
80/100-21	HT	F	MAXXIS	MAXXCROSS DUAL SX	119	870-8072	137.00
80/100-21	ST	F	MICHELIN	STARCROSS 5 SOFT	122	87-9250	122.95
80/100-21	IT	F	MICHELIN	STARCROSS 5 MEDIUM	122	87-9261	122.95
80/100-21	TRAIL/TRIALS	F	MICHELIN	TRIAL X	125	87-9543	181.95
80/100-21	TRAIL/DESERT	F	MICHELIN	AC10	126	87-9368	126.95
80/100-21	ST/IT	F	PIRELLI	MX32 MID SOFT	129	871-7038	121.95
80/100-21	IT/HT	F	PIRELLI	MX32 MID HARD	130	871-7230	113.95
80/100-21	ST/IT/HT	F	PIRELLI	MX EXTRA X	131	871-7268	116.95
80/100-21	TRAIL ST/IT	F	PIRELLI	SCORPION XCMS	132	871-7113	119.95
80/100-21	TRAIL IT/HT	F	PIRELLI	SCORPION XCMH	132	871-7103	119.95
80/100-21	ST/IT	F	SEDONA	880	100	870-1051	67.95
80/100-21	IT/HT	F	SEDONA	887	99	870-1002	67.95
80/100-21	HT	F	SEDONA	907	99	870-1065	68.95
80/100-21	MUD/SAND	F	SHINKO	540	101	87-4302	69.95
80/100-21	ST/IT	F	SHINKO	524	101	87-4320	69.95
80/100-21	ST/IT	F	SHINKO	546	102	87-4712	67.95
80/100-21	IT/HT	F	SHINKO	520	102	87-4331	65.95
80/100-21	HT	F	SHINKO	504	103	87-4355	66.95
80/100-21	TRAIL/DESERT	F	SHINKO	216 MX	104	87-4730	69.95
90/100-21	ST	F	IRC	M1A	113	87-5725	72.95
90/100-21	ST	F	IRC	IX09	112	87-5421	89.95

STREET

V-TWIN

OFFROAD

ATV / UTV

TUBES / ACCESSORIES

TRAILER

TOOLS / REPAIR

PROMOTIONAL

REFERENCE

INDEX

TIRE REFERENCE

SIZE	APPLICATION	FRONT/ REAR	BRAND	MODEL	PAGE	WPS#	List
21" WHEEL (CONT'D...)							
90/90-21	TRAIL	F	MICHELIN	ENDURO	125	87-92841	130.95
90/90-21	DESERTTRAIL	F	MICHELIN	DESERT RACE	126	87-9528	202.95
90/90-21	DUAL SPORT	F	MICHELIN	ANAKEE WILD	127	87-9112	153.95
90/90-21	DUAL SPORT	F	MICHELIN	ANAKEE III	127	87-9830	193.95
90/90-21	DUAL PURPOSE	F	PIRELLI	SCORPION PRO	130	871-7123	128.95
90/90-21	DUAL PURPOSE	F	PIRELLI	SCORPION PRO (H)	130	871-7124	139.95
90/90-21	DUAL PURPOSE	F	PIRELLI	MT21	134	871-6045	133.95
90/90-21	DUAL SPORT	F	PIRELLI	RALLY STR	134	871-7151	140.95
90/90-21	DUAL SPORT	F	PIRELLI	SCORPION RALLY	135	871-7131	128.95
90/90-21	DUAL SPORT	F	PIRELLI	TRAIL II	135	871-6065	176.95
90/90-21	DUAL SPORT	F	PIRELLI	MT90AT	136	871-6012	147.95
90/90-21 TL	DUAL SPORT	F	PIRELLI	MT90AT	136	871-6013	199.95
90/90-21	DUAL SPORT	F	PIRELLI	MT60R	136	871-6000	155.95
90/90-21	TRAIL/DESERT	F	SHINKO	216 MX	104	87-4731	69.95
90/90-21	DUAL SPORT	F	SHINKO	804	109	87-4702	99.95
90/90-21 TL	DUAL SPORT	F	SHINKO	705	109	87-4528	68.95
90/100-21	SI/IT	F	MAXXIS	MAXXCROSS SI	118	870-8055	119.00
90/100-21	IT	F	MAXXIS	MAXXCROSS IT	117	870-8007	117.00
90/100-21	DESERT/TRAIL	F	MAXXIS	MAXXCROSS DESERT IT	117	870-8031	105.00
90/100-21	TRAIL	F	MAXXIS	MAXXCROSS EN	118	870-8031	105.00
90/100-21	ST	F	MICHELIN	STARCROSS 5 SOFT	122	87-9251	132.95
90/100-21	IT	F	MICHELIN	STARCROSS 5 MEDIUM	122	87-9262	131.95
90/100-21	HT	F	MICHELIN	STARCROSS 5 HARD	123	87-9260	122.95
90/100-21	TRAIL	F	MICHELIN	ENDURO	125	87-92842	140.95
90/100-21	ST/IT	F	PIRELLI	MX32 MID SOFT	129	871-7039	118.95
90/100-21	IT/HT	F	PIRELLI	MX32 MID HARD	130	871-7231	116.95
90/100-21	ST/IT	F	SHINKO	546	102	87-4713	72.95
90/100-21	TRAIL/DESERT	F	SHINKO	216 FAT TIRE	104	87-4732	74.95

ORDER TOLL FREE

1 (800) 999-3388

OR FAX (800) 326-3813

See us on the Internet: <http://www.wps-inc.com>
e-mail: Dealer@wps-inc.com



Front

Rear

MX 907HP HARD-PACK TERRAIN

- All new Hard-pack terrain compound
- The MX907HP is designed for “blue-groove” traction
- Cross-patch tread design provides a larger contact patch that maximizes both in-line and cornering traction
- Multi-knob tread pattern technology assures a large footprint
- Siped and dimpled knobs add more bite-edges for the ultimate in traction
- Rigid 4 ply carcass enhances stability and absorbs impacts

Description	WPS#	List
FRONT 907HP		
80/100-21	870-1065	\$68.95
REAR 907HP		
110/100-18	870-1060	\$91.95
120/90-18	870-1061	96.95
100/90-19	870-1062	85.95
110/90-19	870-1063	91.95
120/80-19	870-1064	97.95



Front

Rear

MX887IT HARD/INTERMEDIATE

- Rigid 4ply carcass design helps reduce sidewall flex to give tire a more planted feel
- Works well in intermediate to hard terrain
- Side knobs offer superior grip at extreme angles
- Reversible tread pattern and symmetrical knob design allows for equal traction in both directions

Description	WPS#	List
MX887IT FRONT		
2.50-10	870-1011	\$33.95
60/100-14	870-1013	36.95
70/100-17	870-1000	51.95
70/100-19	870-1001	58.95
80/100-21	870-1002	67.95
MX887IT REAR		
2.75-10	870-1012	\$35.95
80/100-12	870-1014	46.95
90/100-14	870-1004	59.95
90/100-16	870-1005	64.95
110/100-18	870-1006	89.95
120/90-18	870-1007	94.95
100/90-19	870-1008	83.95
110/90-19	870-1009	89.95
120/80-19	870-1010	93.95

STREET

V-TWIN

OFFROAD

ATV / UTV

TUBES / ACCESSORIES

TRAILER

TOOLS / REPAIR

PROMOTIONAL

REFERENCE

INDEX



STREET

V-TWIN

OFFROAD

ATV / UTV

TUBES / ACCESSORIES

TRAILER

TOOLS / REPAIR

PROMOTIONAL

REFERENCE

INDEX

MX880ST INTERMEDIATE/SOFT

- All new intermediate/soft terrain compound
- Open "Cross Block" supported tread pattern
- Side knobs with 8 biting edges offer excellent cornering performance
- Rigid 4 ply carcass design
- Open tread pattern cleans out quickly in sand and mud

Description	WPS#	List
MX880ST FRONT		
70/100-17	870-1050	\$51.95
80/100-21	870-1051	67.95
MX880ST REAR		
90/100-14	870-1052	\$59.95
110/100-18	870-1053	89.95
120/90-18	870-1054	89.95
100/90-19	870-1055	82.95
110/90-19	870-1056	86.95
120/80-19	870-1057	90.95



Front

Rear

DUNATIK SAND PADDLE

- 8 and 10 paddle options
- Ultra-light 2ply nylon carcass design

Description	WPS#	List
REAR		
110/100-18 8 paddle	870-2002	\$85.95
110/90-19 8 paddle	870-2000	86.95
110/90-19 10 paddle	870-2001	89.95



870-2000

870-2001

870-2002



546 SERIES SOFT INTERMEDIATE

Shinko tires feature a high carbon compound in a variety of models to suit all terrain conditions. Use the terrain chart to determine the correct tire for your intended use

REAR TIRE FEATURES:

- Work very well in a wide range of soil conditions from mud, sand to intermediate loam
- Tall wide spaced knobs offer great self cleaning to provide excellent straight line traction on softer conditions
- Rubber compound offers excellent durability for long knob life

FRONT TIRE FEATURES:

- Front knobs use a 45° knob pattern for a better biting edge when cornering and better braking stability
- Tall knobs offer excellent traction in soft to intermediate loam conditions
- 90/100 sizing features a taller side wall to prevent pinch flats in roots and rocky conditions. Excellent choice for Off-Road applications
- 80/100 sizing feature lower profile sidewall for more precise cornering and less sidewall flex



546 Front

546 Rear

TERRAIN CHART				
Tire Model	Mud/Sand	Soft	Intermediate	Hard
546	←→		←→	
"CHEATER"			←→	←→

Description	Model	WPS #	List
SOFT / INTERMEDIATE FRONT			
70/100-17 M/C 40M T/T	F546	87-4710	\$51.95
70/100-19 M/C 42M T/T	F546	87-4711	53.95
80/100-21 M/C 51M T/T	F546	87-4712	67.95
90/100-21 M/C 57M T/T	F546	87-4713	72.95
SOFT / INTERMEDIATE REAR			
90/100-14 M/C 49M T/T	R546	87-4725	\$56.95
90/100-16 M/C 52M T/T	R546	87-4726	59.95
100/100-18 (125cc ONLY) M/C 59M T/T	R546	87-4720	83.95
110/100-18 (100/90-18) M/C 64M T/T	R546	87-4721	91.95
100/90-19 (125cc ONLY) M/C 57M T/T	R546	87-4722	83.95
110/90-19 (100/90-19) M/C 62M T/T	R546	87-4723	91.95
120/80-19 (110/90-19) M/C 63M T/T	R546	87-4724	99.95

520 SERIES (INTERMEDIATE/HARD)

- For intermediate to hard terrain
- Tread pattern works well in a wide variety of soil conditions
- Reinforced knobs resist tearing and chunking.



520 Front

520 Rear

TERRAIN CHART				
Tire Model	Mud/Sand	Soft	Intermediate	Hard
500, 502			←→	←→
504, 505			←→	←→
520			←→	←→
523			←→	←→

Description	Model	WPS #	List
INTERMEDIATE/HARD TERRAIN FRONT			
2.50-10	520	87-4202	\$28.95
2.50-12	520	87-4204	32.95
70/100-17	520	87-4335	46.95
70/100-19	520	87-4336	49.95
80/100-21	520	87-4331	65.95
INTERMEDIATE /HARD TERRAIN REAR			
2.75-10	520	87-4203	\$31.95
2.50-12	520	87-4204	32.95
90/100-14	520	87-4330	55.95
110/100-18	520	87-4333	91.95
120/100-18	520	87-4334	96.95
100/90-19	520	87-4337	76.95
110/90-19	520	87-4332	87.95

OFFROAD TIRES



Shinko tires feature a high carbon compound in a variety of models to suit all terrain conditions. Use the terrain chart to determine the correct tire for your intended use.

STREET

V-TWIN

OFFROAD

ATV / UTV

TUBES / ACCESSORIES

TRAILER

TOOLS / REPAIR

PROMOTIONAL

REFERENCE

INDEX



502 Front

504 Front

500, 502, 504, 505, 523 SERIES (HARD)

- For hard terrain
- Offers good traction, braking and stability for greater control

Description	Model	WPS #	List
HARD TERRAIN FRONT			
70/100-17	502	87-4350	\$52.95
80/100-21	504	87-4355	66.95
HARD TERRAIN REAR			
120/100-18	500	87-4370	\$99.95
90/100-14	505	87-4365	55.95
100/100-18	505	87-4360	85.95
110/100-18	505	87-4361	89.95
120/100-18	505	87-4366	99.95
100/90-19	505	87-4362	88.95
110/90-19	505	87-4363	93.95
120/90-19	505	87-4364	102.95
INTERMEDIATE/HARD TERRAIN REAR			
100/100-18	523	87-4340	\$82.95
110/100-18	523	87-4341	84.95
100/90-19	523	87-4342	85.95
110/90-19	523	87-4343	87.95
120/90-19	523	87-4344	102.95

Tire Model	TERRAIN CHART			
	Mud/Sand	Soft	Intermediate	Hard
500, 502				←→
504, 505				←→
520			←→	←→
523			←→	←→



500 Rear



505 Rear



523 Rear



EXTREME ENDURO TIRES

Shinko tires feature a high carbon compound in a variety of models to suit all terrain conditions. Use the terrain chart to determine the correct tire for your intended use.

216 SERIES (FRONT)

- 90/100-21 "Fat Tire" 216 MX
- Extreme Offroad/Enduro/Desert tire
- Taller-Fuller profile navigates through rocks, trees, and square edge terrain with ease
- Split tread pattern cleans out well and offers precise point and go control
- Proven for years in Europe's Erzberg, Romaniacs, and other extreme Enduro events
- Recently proven a top performer in the Baja 1000
- FIM approved
- Perfect pairing with the 505/525 Cheater tires



216 Front

216 Fat Front

Size	Model	WPS#	List
FRONT			
80/100-21	216 MX	87-4730	\$69.95
90/90-21	216 MX	87-4731	69.95
90/100-21	216 Fat Tire	87-4732	74.95

216 SERIES (REAR)

- Industry leading carcass technology providing a lightweight, flexible and durable tire designed. Giving you the ultimate Enduro performance tire with unmatched traction and feedback in the toughest terrain.
- Available in two different rubber compound options
- MX version features the all-around Enduro "firm" rubber compound
- SX version features an ultra-soft rubber compound for extreme grip on the toughest terrain
- Open tread design clears out well
- F.I.M. approved 13mm lug height



Size	Model	WPS#	List
REAR			
140/80-18	216MX Enduro	87-4740	\$98.95
140/80-18	216SX Soft	87-4741	98.95

STREET

V-TWIN

OFFROAD

ATV / UTV

TUBES / ACCESSORIES

TRAILER

TOOLS / REPAIR

PROMOTIONAL

REFERENCE

INDEX

EXTREME ENDURO TIRES

Shinko tires feature a high carbon compound in a variety of models to suit all terrain conditions. Use the terrain chart to determine the correct tire for your intended use.



505/525 HYBRID "CHEATERS"

- New Hybrid Hard Enduro / Extreme single track trail tires find traction in the most extreme conditions
- Best of both worlds, soft sticky rubber compound like the Trail Pro trials tire in knobby tread patterns to work in a wider variety of soil conditions
- Where the Trials tire falls short in braking and lose soil conditions, the 505/525 "Cheaters" bridge that gap to make them the Ultimate Hybrid off-road tires
- "It's Almost like cheating" The 505 shines in the drier harder conditions, while the 525 excels in looser loamier soil
- Adds confidence even in the most demanding terrain
- Available in popular 18" and 19" sizes

505 HYBRID "CHEATER"

Size	Model	WPS#	List
INTERMEDIATE/HARD			
110/100-18	505 "Cheater"	87-4361S	\$89.95
120/100-18	505 "Cheater"	87-4366S	102.95
110/90-19	505 "CHEATER"	87-4363S	93.95
120/90-19	505 "CHEATER"	87-4364S	102.95



525 HYBRID "CHEATER"

Size	Model	WPS#	List
SOFT/INTERMEDIATE			
110/100-18	525 "CHEATER"	87-4326S	\$89.95
120/100-18	525 "CHEATER"	87-4382S	102.95
110/90-19	525 "CHEATER"	87-4328S	93.95
120/90-19	525 "Cheater"	87-4381S	102.95

STREET

V-TWIN

OFFROAD

ATV / UTV

TUBES / ACCESSORIES

TRAILER

TOOLS / REPAIR

PROMOTIONAL

REFERENCE

INDEX



TRAIL PRO 255 RADIAL

- Super soft compound with a highly flexible radial carcass, provides excellent grip on rocks and other slick terrain
- Lightweight, reduces un-sprung weight for improved performance and maneuverability
- Works excellent in gnarly single-track terrain
- Available in 18" and 19" rear radial sizes
- 19" size allows use by most all full size motocross bikes without changing rear rims
- DOT approved



18"



19"

Description	Speed Rating	Load Index	WPS #	List
110/90R-18	L	61	87-4290	\$104.95
120/90R-18	M	65	87-4292	118.95
110/80R-19	L	59	87-4291	116.95
120/80R-19	M	65	87-4293	118.95

CAUTION: The 255 Trail Pro is a D.O.T. approved tire but is not recommended for commuter/continuous highway use. It is a tire for serious off road and trials applications and can be legally used "on highway" to connect off road trail heads. For dual sport use, we recommend the Shinko 241, 244, 700 or 705 series tires.

SR241 SERIES

- Tough nylon carcass and high dimpled knobs work well in a variety of terrain
- 4 ply rated, DOT approved, tube type
- All sizes will work for front or rear fitment

Description	Speed rating	Load Index	WPS#	List
3.00-12	J	47	87-4451	\$35.95
2.75-14	P	35	87-4440	36.95
2.50-15	L	34	87-4452	35.95
3.00-16	P	45	87-4441	44.95
2.50-17	L	38	87-4442	35.95
2.75-17	P	47	87-4443	38.95
3.00-17	P	45	87-4444	44.95
2.75-18	P	42	87-4453	44.95
3.00-18	P	47	87-4454	48.95
3.50-18	P	56	87-4445	63.95
4.00-18	P	64	87-4450	74.95
2.75-19	P	43	87-4446	43.95
3.50-19	P	57	87-4449	67.95
2.75-21	P	45	87-4447	49.95
3.00-21	P	51	87-4448	50.95



DIRT TRACK TIRES



Shinko flat Track tires are designed and tested to perform at the highest level of the sport. The SR267/268 is available in 3 different compounds to give you the best tire for any track. GET "SLIDEWAYS"!!!



SR267/268

- Available in Soft-Medium-Hard compounds
- Proven performance
- DOT approved



267
Front



268
Rear

Description	Soft	Medium	Hard	List
FRONT				
130/80-19 (27.0 x 7.0-19)	87-4750S	87-4750M	87-4750H	\$109.95
REAR				
140/80-19 (27.5 x 7.5-19)	87-4751S	87-4751M	87-4751H	\$119.95
JUNIOR FRONT/REAR				
120/70-17	87-4752S			\$119.95

STREET

V-TWIN

OFFROAD

ATV / UTV

TUBES / ACCESSORIES

TRAILER

TOOLS / REPAIR

PROMOTIONAL

REFERENCE

INDEX



DUAL SPORT

700 SERIES

- Aggressive tread pattern with deep lug construction
- Reinforced side knobs for cornering stability
- Heavy duty 4-ply carcass for durability

Description	Speed Rating	Load Index	Fitment	WPS#	List
FRONT					
3.00-21 TL	S	51	F/R	87-4390	\$61.95
REAR					
4.60-17 TT	P	62	F/R	87-4395	\$73.95
5.10-17 TL	S	67	F/R	87-4396	84.95
4.60-18 TT	S	63	F/R	87-4397	78.95
130/80-18 TL	S	66	F/R	87-4398	85.95



700 Front



700 Rear

244 SERIES

- Dual purpose street and trail design
- DOT approved, tube type
- 4-ply rating
- All sizes designed for front or rear fitment

Description	Speed Rating	Load Index	WPS#	List
2.75-14	P	35	87-4400	\$33.95
3.00-16	P	45	87-4401	39.95
2.50-17	L	38	87-4402	37.95
3.00-17	P	45	87-4403	43.95
4.60-17	P	62	87-4404	67.95
5.10-17	P	67	87-4405	81.95
3.00-18	L	47	87-4406	45.95
3.50-18	P	62	87-4407	59.95
4.10-18	S	60	87-4408	61.95
4.60-18	P	63	87-4409	69.95
5.10-18	P	69	87-4410	85.95
2.75-19	P	43	87-4411	41.95
2.75-21	P	45	87-4412	49.95
3.00-21	L	54	87-4413	49.95



244 Front



244 Rear

DUAL SPORT



804/805 SERIES



- 40% on-road 60% off-road
- Latest in Big-Block Technology
- Superior on-road handling and mileage
- Stable sidewalls for soft surfaces
- DOT approved

Description	Speed Rating	Load Index	WPS#	List
FRONT E804				
100/90-19 TT	S	57	87-4703	\$106.95
110/80-19 TL	Q	59	87-4700	119.95
110/80-19 TL Reflector	Q	59	87-4714	145.95
120/70R19 TL	H	60	87-4708	167.95
90/90-21 TL	T	54	87-4702	99.95
90/90-21 TL Reflector	T	54	87-4715	124.95
REAR E805				
130/80-17 TL	T	65	87-4704	\$135.95
130/80-17 TL Reflector	T	65	87-4716	169.95
140/80-17 TT	R	65	87-4706	131.95
140/80-17 TT Reflector	R	65	87-4717	165.95
150/70-17 TL	Q	69	87-4701	149.95
150/70-17 TL Reflector	Q	69	87-4718	184.95
170/60R17 TL	H	72	87-4709	214.95
120/90-18 TT	Q	69	87-4707	99.95
150/70B18 TL	Q	70	87-4705	169.95
150/70B18 TL Reflector	Q	70	87-4719	199.95

705 SERIES



- Versatile tread pattern provides excellent wet and dry weather adhesion and smooth running on the highway
- Rubber compound resists tearing during off road use
- DOT approved, 4 ply rated
- All sizes designed for front or rear fitment unless noted

Description	Speed Rating	Load Index	Fitment	WPS#	List
120/70R-17 TL*	H	58	F	87-4529	\$106.95
120/90-17 TT	H	64	F/R	87-4520	82.95
130/80-17 TL	H	65	F/R	87-4521	89.95
130/90-17 TT	H	68	F/R	87-4522	96.95
140/80-17 TT	H	69	F/R	87-4523	87.95
150/70R-17 TL*	H	69	R	87-4536	124.95
170/60R-17 TL**	H	58	R	87-4530	147.95
4.10-18 TT	P	59	F/R	87-4525	76.95
120/80-18 TT	H	62	F/R	87-4526	83.95
150/70VR-18 TL**	V	70	R	87-4537	150.95
110/80-19 TL	Q	59	F	87-4527	68.95
110/80R-19 TL*	H	59	F	87-4535	110.95
120/70R-19 TL*	H	60	F	87-4524	114.95
90/90-21 TL	H	54	F	87-4528	68.95

* Radial tire

** Jointless steel belted radial tire

STREET

V-TWIN

OFFROAD

ATV / UTV

TUBES / ACCESSORIES

TRAILER

TOOLS / REPAIR

PROMOTIONAL

REFERENCE

INDEX



STREET

V-TWIN

OFFROAD

ATV / UTV

TUBES / ACCESSORIES

TRAILER

TOOLS / REPAIR

PROMOTIONAL

REFERENCE

INDEX

SR428 SERIES

- 4 ply rated nylon carcass
- Sizes to fit the Yamaha TW200
- DOT approved

Description	Speed rating	WPS#	List
FRONT			
120/70-12 TL	J	87-4480	\$43.95
130/80-18 TT	P	87-4483	85.95
REAR			
130/70-12 TL	J	87-4481	\$45.95
180/80-14 TT	P	87-4482	118.95



428
Front



428
Rear

421 SERIES

- Tough nylon carcass with dimpled knobs to provide traction in a variety of terrains
- Open tread pattern cleans out well in muddy conditions
- Tube type

Description	Fitment	WPS#	LIST
3.50-8	F/R	87-4420	\$29.95
4.00-8	F/R	87-4421	31.95
3.00-10	F/R	87-4422	28.95
3.50-10	F/R	87-4423	33.95



"SUPER MOTO" TIRES

- Completely slick soft compound tread
- Radial construction
- Aramid belted

Description	WPS #	List
SUPER MOTARD FRONT		
120/60R-17	87-4051	\$118.95
120/70R-17	87-4050	120.95
SUPER MOTARD REAR		
150/60R-17	87-4055	\$154.95
160/60R-17	87-4056	161.95



Front



Rear



iX05H Front

iX05H Rear

IX05H

- New generation of rubber compounds and tread designs
- Superior traction in varying conditions
- iX05H outstanding performance on hard to intermediate terrain

Size	WPS#	List
FRONT IX05H		
70/100-17	87-5401	\$54.95
70/100-19	87-5399	54.95
80/100-21	87-5400	81.95
REAR IX05H		
90/100-14	87-5402	\$60.95
90/100-16	87-5415	60.95
100/100-18	87-5403	99.95
110/100-18	87-5404	104.95
100/90-19	87-5407	116.95

Size	WPS#	List
110/90-19	87-5408	124.95
FRONT IX-KIDS		
60/100-10	87-5398	\$31.95
60/100-14	87-5397	33.95
REAR IX-KIDS		
80/100-10	87-5406	\$34.95
80/100-12	87-5405	40.95



iX07S Front

iX07S Rear

IX07S

- New generation of rubber compounds and tread designs
- Superior traction in varying conditions
- iX07S top performer in intermediate terrain

Size	WPS#	List
FRONT IX07S		
70/100-17	87-5411	\$45.95
80/100-21	87-5410	88.95

Size	WPS#	List
REAR IX07S		
250-10	87-5419	\$34.95
90/100-14	87-5412	50.95
100/100-18	87-5413	95.95
110/100-18	87-5414	99.95
100/90-19	87-5417	99.95
110/90-19	87-5418	102.95



STREET

V-TWIN

OFFROAD

ATV / UTV

TUBES / ACCESSORIES

TRAILER

TOOLS / REPAIR

PROMOTIONAL

REFERENCE

INDEX

IX09W

- New generation of rubber compounds and treads designs
- Superior traction in varying conditions
- Specially developed for 4 stroke motorcycles
- Outstanding performance in soft to intermediate terrain

Size	WPS#	List
FRONT IX09		
70/100-17	87-5262	\$45.95
70/100-19	87-5263	48.95
90/100-21F	87-5421	89.95
REAR IX09		
90/100-14	87-5264	\$50.95
90/100-16	87-5265	60.95
100/100-18	87-5422	95.95
110/100-18R	87-5423	99.95
100/90-19	87-5424	99.95
110/80-19R	87-5427	99.95
110/90-19R	87-5425	102.95
120/80-19R	87-5428	107.95



iX09W Front



iX09W Rear

IX09 GEKKOTA

- The “Workhorse” Tire
- IRC’s Trials compound technology and Motocross tread pattern combined into a Hybrid tire that provides best traction in the worst conditions
- Designed to perform in EXTREME conditions from sloppy dirt or sand to logs, roots, rocks, swamps, and sliding gravel surfaces.
- Recommended air pressure is around 7-10 psi (with Heavy Duty Tubes).
- *This tire is a Special tire for Enduro Cross, Extreme Enduro riders Not recommended for MX applications

Description	WPS#	List
REAR		
110/100-18	87-5429	\$121.95



IX09 Gekkota Rear



M1A

M5B

M1A FRONT

- Soft terrain tire for the softest mud and courses

M5B EVO REAR

- New compound for added durability
- New mold design allows carcass to release mud and enhance self cleaning performance
- The soft terrain tire, excels in mud, sand and loam

Size	WPS#	List
FRONT M1A		
90/90-21	87-5725	\$72.95
REAR M5B EVO		
110/80-18	87-5754	\$91.95
120/80-18	87-5751	96.95
130/80-18	87-5752	101.95
140/80-18	87-5753	105.95
100/90-19	87-5755	91.95
110/90-19	87-5756	96.95



VE32 VE33

- All around top performance enduro tire
- Tread pattern and rubber compound for all types of terrain
- Great traction, braking and stability



VE32

VE37

Size	WPS#	List
FRONT VE32 (HARD TERRAIN)		
80/100-21	87-5698	\$69.95
REAR VE37 (HARD TERRAIN)		
110/100-18	87-5715	\$117.95
FRONT VE35 (SOFT TERRAIN)		
80/100-21	87-5696	\$70.95
REAR VE33 (SOFT TERRAIN)		
4.60-17	87-5700	\$81.95
5.10-17	87-5701	93.95
100/100-17	87-5702	79.95
110/100-17	87-5703	93.95
100/100-18	87-5705	70.95
110/100-18	87-5706	93.95
5.10-18	87-5708	100.95
100/90-19	87-5710	92.95
110/90-19	87-5711	109.95

VE35 VE37

- All around top performance enduro tire
- Tread pattern and rubber compound for all types of terrain
- Great traction, braking and stability



VE35

VE33

STREET

V-TWIN

OFFROAD

ATV / UTV

TUBES / ACCESSORIES

TRAILER

TOOLS / REPAIR

PROMOTIONAL

REFERENCE

INDEX



STREET

V-TWIN

OFFROAD

ATV / UTV

TUBES / ACCESSORIES

TRAILER

TOOLS / REPAIR

PROMOTIONAL

REFERENCE

INDEX

VE39/VE40

- Aggressive all around enduro tire
- Extremely durable tread compound
- VE series puncture-resistant casing

Size	WPS#	List
FRONT VE39		
80/100-21	87-5768	\$74.95
REAR VE40		
100/100-18	87-5770	\$104.95
110/100-18	87-5771	116.95
110/90-19	87-5775	124.95



VE39



VE40

MINI MOTO KNOBBY

GS45Z/GS45

- Hard to find 16" fronts
- Tough Tires for smaller machines.
- GS-45Z's are original equipment on the HONDA CRF80 & CRF100 and many earlier model minis
- GS45's are original equipment on KLX110

Description	WPS#	List
FRONT		
2.50-14	87-5718	\$36.95
2.50-16	87-5260	57.95
REAR		
3.00-12	87-5738	\$38.95
3.60-14	87-5261	57.95



Front



Rear



STREET

V-TWIN

OFFROAD

ATV / UTV

TUBES / ACCESSORIES

TRAILER

TOOLS / REPAIR

PROMOTIONAL

REFERENCE

INDEX



TR011 Front



TR011 Rear

TR-011 TRIALS

- TR-011 competition trials tires have incredible gripping power
- Dual rubber compound features soft tread rubber and harder sidewall rubber to climb any obstacle
- Radial Construction
- 4 ply rated

Size	WPS#	List
FRONT TR-011		
2.75-21TT	87-5788	\$93.95
REAR TR-011		
4.00-18TT	87-5782	\$137.95
4.00-18TL	87-5781	154.95



Front



Rear

TR8 BATTLE RALLY SERIES

- Dual purpose tire designed primarily for off-road use
- Excellent off-road traction
- Built for durability and performance at affordable prices
- 4-ply rating D.O.T. approved
- FIM approved

Size	WPS#	List
FRONT TR8		
3.00-21	87-5235	\$71.95
REAR TR8		
4.00-18	87-5241	\$105.95
4.50-18	87-5242	121.95



STREET

V-TWIN

OFFROAD

ATV / UTV

TUBES / ACCESSORIES

TRAILER

TOOLS / REPAIR

PROMOTIONAL

REFERENCE

INDEX

GP-110

- Designed for the demanding dual purpose rider
- Tough off-road gripping power
- High speed stability and low highway noise
- 4-ply rating D.O.T. approved

Description	WPS#	List
FRONT		
3.00-21	87-5653	\$70.95
REAR		
4.60-17	87-5660	\$99.95
5.10-17	87-5662	110.95
4.10-18	87-5665	93.95
4.60-18	87-5666	105.95
5.10-18	87-5667	121.95



Front



Rear

GP1

- Dual purpose street and trail tires
- Excellent performance in all conditions
- 4-ply rating D.O.T. approved

Description	WPS#	List
FRONT		
3.00-21	87-5674	\$61.95
REAR		
4.60-17	87-5680	\$90.95
5.10-17	87-5681	107.95
4.10-18	87-5685	75.95
4.60-18	87-5686	96.95
5.10-18	87-5687	107.95



Front



Rear



MAXXCROSS IT

- Knob design offers precise steering for a wide variety of soil conditions
- M7304 front tire combines with the M7305 rear for balanced overall performance
- Known as a very long-wearing intermediate motocross tire that performs exceptionally well in common intermediate to hardpack conditions

DESCRIPTION	WPS#	LIST
FRONT MAXXCROSS IT M7304		
2.50-10	870-8000	\$40.00
60/100-14	870-8002	49.00
70/100-17	870-8003	55.00
70/100-19	870-8004	59.00
80/100-21 Long Knob	870-8005	112.00
80/100-21 Short Knob	870-8006	112.00
90/100-21	870-8007	117.00
REAR MAXXCROSS IT M7305		
2.75-10	870-8017	\$49.00
80/100-12	870-8018	51.00
90/100-14	870-8019	59.00
90/100-16	870-8020	67.00
100/100-18	870-8009	110.00
110/100-18	870-8011	123.00
120/100-18	870-8014	133.00
100/90-19	870-8010	127.00
110/90-19	870-8013	134.00
120/90-19	870-8016	142.00



MAXXCROSS DESERT IT

- Stiffer tire carcass design minimizes flex, reducing the chance of pinched tubes
- Tall knob design improves traction when racing in sandy conditions
- Tread compound optimized for longevity and to perform in a wide variety of desert terrains

DESCRIPTION	WPS#	LIST
FRONT MAXXCROSS DESERT IT M7304D		
80/100-21	870-8030	\$112.00
90/100-21	870-8031	105.00
REAR MAXXCROSS DESERT IT M7305D		
110/100-18	870-8032	\$127.00
120/100-18	870-8033	138.00
100/90-19	870-8035	131.00
110/90-19	870-8036	142.00
120/90-19	870-8038	153.00

STREET

V-TWIN

OFFROAD

ATV / UTV

TUBES / ACCESSORIES

TRAILER

TOOLS / REPAIR

PROMOTIONAL

REFERENCE

INDEX



STREET

V-TWIN

OFFROAD

ATV / UTV

TUBES / ACCESSORIES

TRAILER

TOOLS / REPAIR

PROMOTIONAL

REFERENCE

INDEX

MAXXCROSS SI

- Race-proven rubber compound delivers excellent traction in soft/intermediate conditions on the motocross track or off-road
- Anti-flex knob bridges on side lugs offer solid straight-line stability and enhance grip for aggressive cornering
- Developed in the Grand National Cross Country series
- Perfect tire for any intermediate, loamy or muddy terrain



DESCRIPTION	WPS#	LIST
FRONT MAXXCROSS SI M7311		
2.50-12	870-8050	\$0
60/100-14	870-8051	51.00
70/100-17	870-8052	80.00
70/100-19	870-8053	61.00
80/100-21	870-8054	117.00
90/100-21	870-8055	119.00
REAR MAXXCROSS SI M7312		
2.75-10	870-8056	\$51.00
80/100-12	870-8057	54.00
90/100-14	870-8058	61.00
90/100-16	870-8059	70.00
110/100-18	870-8061	125.00
120/100-18	870-8063	135.00
100/90-19	870-8062	129.00
110/90-19	870-8064	136.00
120/90-19	870-8066	144.00

MAXXCROSS EN

- Tread pattern features widely spaced, large knobs that bite hard, shed mud and steer quickly
- Aggressive shoulder knobs instill rider confidence in corners
- Knob sipes enhance grip on hard terrain and rocks by increasing the tire's biting edges and knob flex
- Maxxcross-proven performance and quality available for big bore bikes and those seeking a larger footprint



DESCRIPTION	WPS#	LIST
FRONT MAXXCROSS EN M7313		
90/90-21	870-8070	\$107.00
REAR MAXXCROSS EN M7314		
140/80-18	870-8071	\$127.00



MAXXCROSS DUAL SX/SX



870-8072

870-8073

870-8076

870-8075

The Maxxis Dual SX is your choice for extreme hardpack motocross and supercross conditions. It features groundbreaking, dual-compound technology, integrated into the championship-proven tread pattern of the original Maxxcross SX.

The Maxxcross SX was developed and tested for use in Supercross and Arenacross conditions, and features a soft rubber compound that offers unrivaled traction in hard-packed conditions. The lightweight carcass offers strength and greater rider feedback providing a total performance package.

Maxxcross Dual SX	WPS#	List
80/100-21 Front	870-8072	\$137.00
110/90-19 Rear	870-8073	0
MAXXCROSS SX		
80/100-21 Front	870-8076	\$127.00
100/90-19 Rear	870-8074	142.00
110/90-19 Rear	870-8075	154.00



STREET

V-TWIN

OFFROAD

ATV / UTV

TUBES / ACCESSORIES

TRAILER

TOOLS / REPAIR

PROMOTIONAL

REFERENCE

INDEX



STREET

V-TWIN

OFFROAD

ATV / UTV

TUBES / ACCESSORIES

TRAILER

TOOLS / REPAIR

PROMOTIONAL

REFERENCE

INDEX

TRAILMAXX

- Advanced rubber compound enhances traction for maximum control
- Special pattern design great for evacuating mud
- Dual compound with harder rubber tread and softer rubber for the sidewalls
- Incredible gripping power proven in trial competition
- Radial design rear tire works well for off-road trial riding

Description	WPS#	List
2.75-21	870-8084	\$78.00
4.00-18	870-8085	123.00



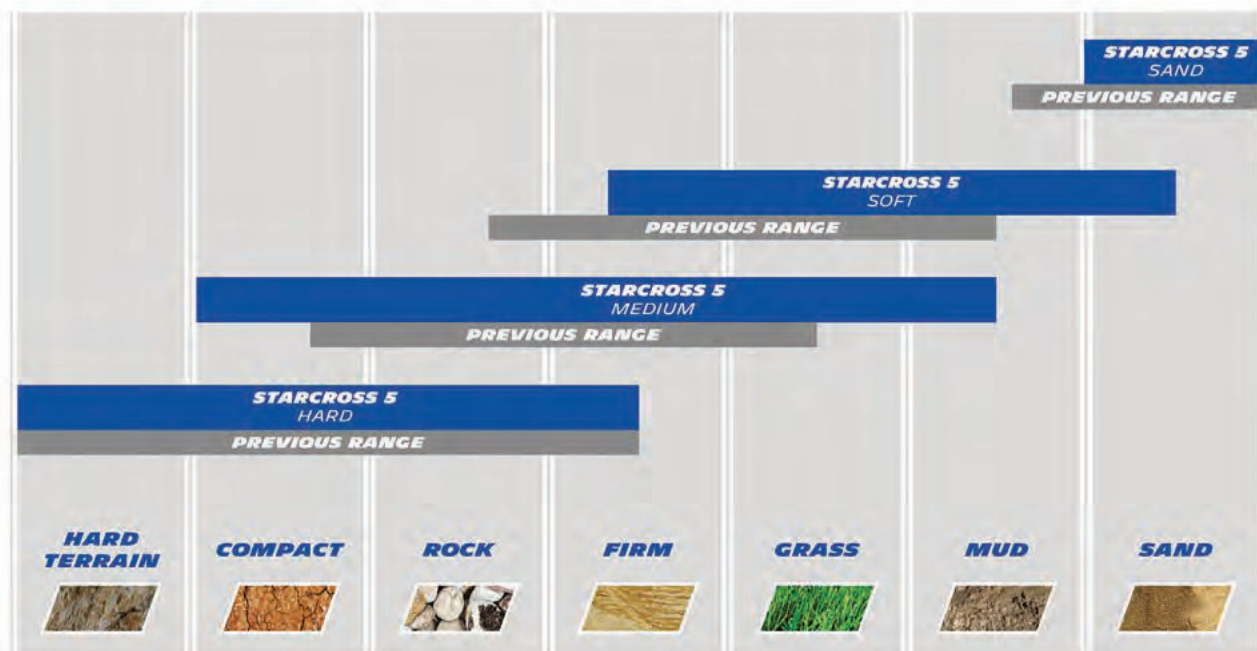
DTR-1 DIRT TRACK TIRES

The Maxxis DTR-1 tire is specifically designed for dirt track racing and is available in two compound options Soft and Medium. The tire's tread design provides superb traction and stability on any race track.

Description	WPS#	List
120/70 -17 CD5 Medium Front/Rear	870-8080	\$178.00
27.0X7.0 -19 CD3 Soft Front	870-8081	218.00
27.5X7.5 -19 CD3 Soft Rear	870-8082	228.00
27.5X7.5 -19 CD5 Medium Rear	870-8083	223.00



MICHELIN STARCROSS 5 USAGES AND TERRAINS



REDUCED WEIGHT

- Stronger, higher density casing materials reduce weight up to 15% for the Sand tire, and an average of 10% for all tires
- Reduced unsprung mass on both front and rear tires reduces the rotational inertia for improved acceleration, braking, and steering control.

REDESIGNED ARCHITECTURE

- Lateral rigidity is maintained by using two, more densely constructed polyester plies, providing increased sidewall strength, which reduces the likelihood of pinch flats.
- Enhanced tread designs with more aggressive sculptures and variable height tread blocks that maintain traction straight up and at varying lean angles.
- MICHELIN StarCross 5 front tires are designed to enhance braking performance and cornering traction while maintaining an optimized contact patch.
- The new bead profile makes them easier to install.

COMFORT CASING TECHNOLOGY

- The new casing absorbs square edges and braking bumps better, and minimizes tire rebound, which helps reduce arm pump and rider fatigue.

SELF-CLEANING TREAD DESIGN

- Fine lines found at the base of the tread blocks are designed to release mud and debris as the casing flexes to maintain maximum traction.
- Mud-Phobic Bars between the central blocks on the MICHELIN StarCross 5 Soft rear maximize the cleaning capability and improve lateral grip in softer terrain.

WIDER SCOPE OF USE

- MICHELIN StarCross 5 Medium and Soft versions are more versatile and effective in a wider range of terrains and conditions compared to the previous range.

EXPANDED FITMENTS

- Seven new sizes added to provide matched set options on a wider range of motocross, off-road and vintage bikes.

STREET

V-TWIN

OFFROAD

ATV / UTV

TUBES / ACCESSORIES

TRAILER

TOOLS / REPAIR

PROMOTIONAL

REFERENCE

INDEX



MICHELIN StarCross 5 ^{!!} SOFT



Description	WPS#	List
FRONT STARCROSS 5 SOFT		
80/100-21	87-9250	\$122.95
90/100-21	87-9251	132.95

Description	WPS#	List
REAR STARCROSS 5 SOFT		
100/100-18	87-9254	\$119.95
110/100-18	87-9255	125.95
120/90-18	87-9256	130.95
100/90-19	87-9257	133.95
110/90-19	87-9258	139.95
120/80-19	87-9259	154.95



Front

Rear

MICHELIN StarCross 5 [!] MEDIUM



Description	WPS#	List
FRONT STARCROSS 5 MEDIUM		
80/100-21	87-9261	\$122.95
90/100-21	87-9262	131.95

Description	WPS#	List
REAR STARCROSS 5 MEDIUM		
100/100-18	87-9264	\$119.95
110/100-18	87-9265	123.95
120/90-18	87-9266	128.95
100/90-19	87-9267	135.95
110/90-19	87-9268	145.95
120/80-19	87-9269	154.95



Front

Rear



MICHELIN StarCross 5 **HARD**




Front

Rear

Description	WPS#	List
FRONT STARCROSS 5 HARD		
90/100-21	87-9260	\$122.95

Description	WPS#	List
REAR STARCROSS 5 HARD		
110/90-19	87-9263	\$145.95

MICHELIN StarCross 5 **SAND**



Front

Rear

Description	WPS#	List
FRONT STARCROSS 5 SAND		
80/100-21	87-9277	\$114.95

Description	WPS#	List
REAR STARCROSS 5 SAND		
100/90-19	87-9278	\$121.95
110/90-19	87-9279	130.95

STREET

V-TWIN

OFFROAD

ATV / UTV

TUBES / ACCESSORIES

TRAILER

TOOLS / REPAIR

PROMOTIONAL

REFERENCE

INDEX



MINI

SOFT/INTERMEDIATE

Description	WPS#	List
FRONT MS3 SOFT/INT.		
2.50-10	87-9570	\$46.95
2.50-12	87-9574	48.95
60/100-14	87-9572	48.95
70/100-17	87-9561	57.95

Description	WPS#	List
70/100-19	87-9562	66.95
REAR MS3 SOFT/INT.		
2.50-10	87-9570	\$46.95
2.75-10	87-9573	47.95
80/100-12	87-9571	53.95
90/100-14	87-9565	66.95
90/100-16	87-9567	78.95



Front

Rear



MINI

HARD/INTERMEDIATE

Description	WPS#	List
FRONT MH3 HARD/INT.		
2.50-12	87-9475	\$53.95
60/100-14	87-9476	55.95
70/100-17	87-9477	64.95
70/100-19	87-9478	70.95

Description	WPS#	List
REAR MH3 HARD/INT.		
2.75-10	87-9488	\$55.95
80/100-12	87-9489	62.95
90/100-14	87-9481	73.95
90/100-16	87-9482	83.95



Front

Rear

STREET

V-TWIN

OFFROAD

ATV / UTV

TUBES / ACCESSORIES

TRAILER

TOOLS / REPAIR

PROMOTIONAL

REFERENCE

INDEX



MICHELIN Trial X-Light



Front

Rear

Technology developed through more than 25 World Championships

- Updated casing design improves lateral stability in corners, compared with earlier MICHELIN® trials tires
- MICHELIN® Trial X-Light rear tire is more than a pound lighter than its predecessor, reducing unsprung weight, for improved suspension response and maneuverability.

Compatible with low air-pressure settings

- Redesigned bead area increases sidewall rigidity to reduce tire movement on the rim, even at very low air pressure

Improved performance on loose soil and rocks

- Maximized Contact Patch casing for better grip on loose surfaces and when cornering
- More flexible tread area for better grip on obstacles and rocks

Description	WPS#	List
FRONT		
80/100-21 TT	87-9543	\$181.95

Description	WPS#	List
REAR		
120/100R-18 TL (RADIAL)	87-9552	\$296.95

MICHELIN ENDURO MEDIUM



Front

Rear

Outstanding performance on a wide range of surfaces

- All-new rubber compound and tread design helps provide exceptional grip, including on wet and slippery surfaces
- 15% improvement in longevity and more stable performance over time compared to its predecessor
- Homologated for road use, but is not designed for prolonged use in a single journey
- When used in conjunction with MICHELIN Bib Mousse, tire is no longer intended for use on the public highway (NHS)

**Results of DEKRA testing in September 2016 and January 2017 on the dimension 140/80-18 70R comparing the new Enduro Medium to its predecessor Enduro Comp III

Description	WPS#	List
FRONT ENDURO MEDIUM		
90/90-21	87-92841	\$130.95
90/100-21	87-92842	140.95
REAR ENDURO MEDIUM		
120/90-18	87-92845	\$127.95
140/80-18	87-92846	137.95

STREET

V-TWIN

OFFROAD

ATV / UTV

TUBES / ACCESSORIES

TRAILER

TOOLS / REPAIR

PROMOTIONAL

REFERENCE

INDEX



STREET

V-TWIN

OFFROAD

ATV / UTV

TUBES / ACCESSORIES

TRAILER

TOOLS / REPAIR

PROMOTIONAL

REFERENCE

INDEX

MICHELIN CROSS AC10

D.O.T. Approved

Excellent traction on varied terrain

- Especially good on hard-packed trails

Suitable for dual-sport use

- DOT-legal, so you don't have to trailer your bike to the trails

Excellent durability

- Rubber mixture formulated for long tread life
- Resists tearing and chunking even under hard use

Size	Load/Speed Rating	WPS#	List
FRONT			
80/100-21	51R	87-9368	\$126.95

Size	Load/Speed Rating	WPS#	List
REAR			
100/100-18	59R	87-9370	\$125.95
110/100-18	64R	87-9444	123.95
120/90-18	65R	87-9377	131.95
100/90-19	57R	87-9372	134.95
110/90-19	62R	87-9373	140.95



Front

Rear

MICHELIN DESERT RACE

D.O.T. Approved

Tough and durable

- Withstands severe punishment on all types of terrain
- Excellent durability, even in high temperatures

Designed for 450cc desert/off-road bikes

- New tread design delivers improved handling, grip and traction
- Exceptional stability under braking
- Strong lean-angle grip when accelerating

Suitable for dual-sport use

- DOT-legal, so you don't have to trailer your bike to the trails

Size	Load/Speed Rating	WPS#	List
FRONT			
90/90-21	54R	87-9528	\$202.95

Size	Load/Speed Rating	WPS#	List
REAR			
140/80-18	70R	87-9527	\$308.95



Front

Rear



MICHELIN ANAKEE WILD

Provides all the grip you'll need for your next adventure!

- All-new compounds, combined with an innovative tread pattern inspired by our Dakar winning MICHELIN® Desert Race® tire, offer extraordinary longevity for extended adventures
- Offset blocks and curved tread grooves provide true off-road performance, especially in soft and challenging conditions
- In addition to proven off-road performance, front/rear casing design ensures impeccable on-road stability



Front

Rear

Size	Load/Speed Rating	WPS#	List
FRONT			
110/80R-19	59R	87-9116	\$243.95
120/70R-19	60R	87-9117	262.95
80/90-21	48S	87-91001	148.95
90/90R-21	54R	87-9112	153.95

Size	Load/Speed Rating	WPS#	List
REAR			
130/80R-17	65R	87-9114	\$203.95
140/80R-17	69R	87-9115	254.95
150/70R-17	69R	87-9111	300.95
170/60R-17	72R	87-9110	323.95
110/80-18	58S	87-91010	197.95
120/80-18	62S	87-91011	201.95
130/80-18	66S	87-9109	205.95
140/80-18	70R	87-9113	214.95
150/70-18	70R	87-91012	302.95

MICHELIN ANAKEE III ADVENTURE TOURING TIRE

Performance that lasts mile after mile

- New silica tread compound yields more mileage compared to MICHELIN® Anakee 2 tires
- Innovative tread pattern inhibits irregular wear patterns, while evacuating water, dirt and mud

Enhanced ride qualities

- Tire architecture engineered for easy maneuverability and precise handling
- Excellent stability and rider feedback, thanks to a new high-rigidity casing

Excellent wet traction

- Innovative silica tread compounds offer the best balance between grip and durability
- Distinctive tread pattern pulls water away from the contact patch



Front

Rear

Size	Load/Speed Rating	WPS#	List
FRONT			
90/90-21	54S	87-9830	\$193.95
110/80R-19	59V	87-9834	230.95
120/70R-19	60V	87-9837	228.95

Size	Load/Speed Rating	WPS#	List
REAR			
120/90-17	64S	87-9844	\$237.95
130/80R-17	65H	87-9845	251.95
140/80R-17	69H	87-9849	258.95
150/70R-17	69V	87-9848	278.95
170/60R-17	72V	87-9843	286.95

STREET

V-TWIN

OFFROAD

ATV / UTV

TUBES / ACCESSORIES

TRAILER

TOOLS / REPAIR

PROMOTIONAL

REFERENCE

INDEX

PIRELLI

STREET

V-TWIN

OFFROAD

ATV / UTV

TUBES / ACCESSORIES

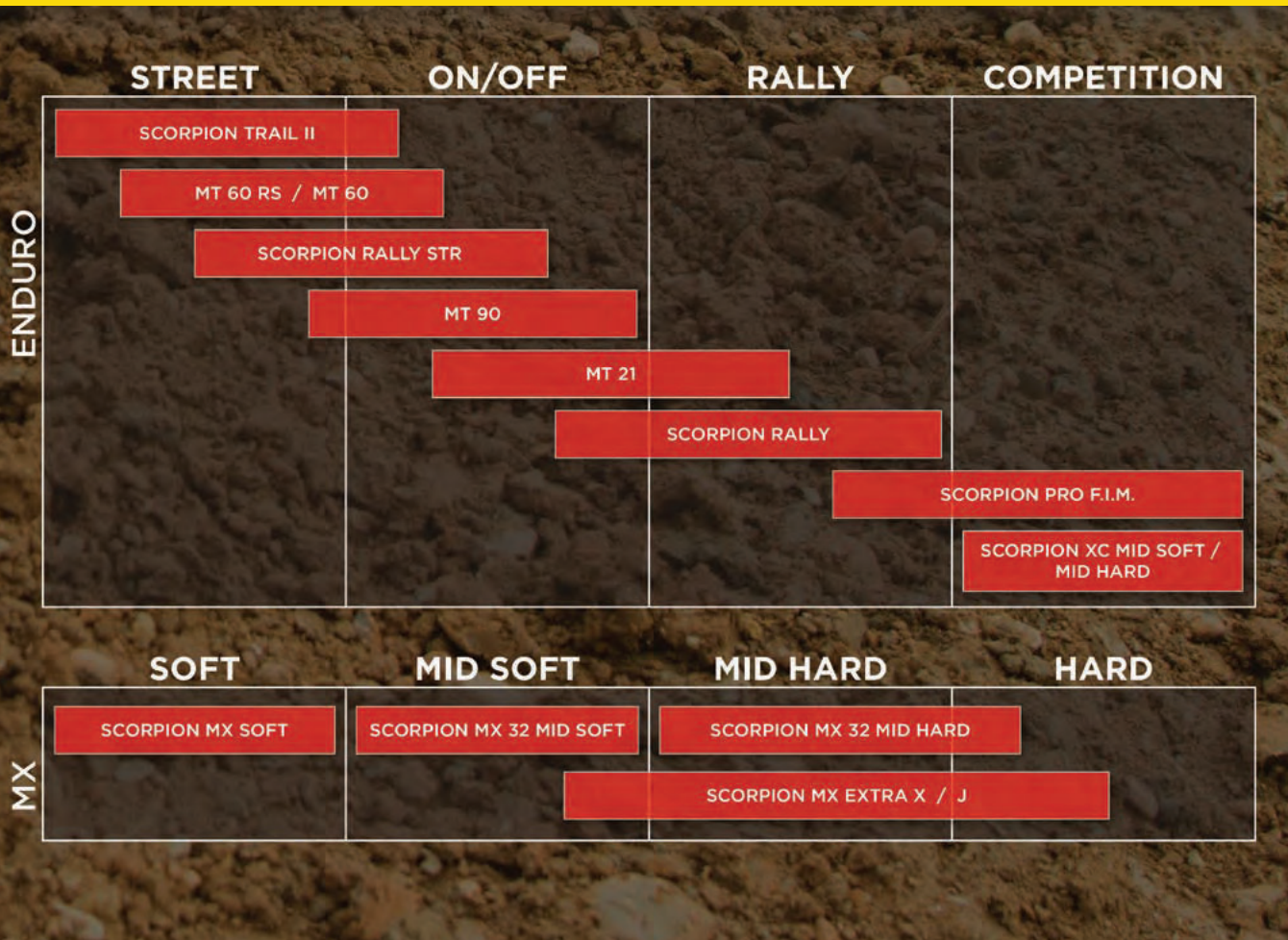
TRAILER

TOOLS / REPAIR

PROMOTIONAL

REFERENCE

INDEX





SCORPION MX SOFT

- Paddle knob layout with bridged tread provides maximum traction and transfer of power in deep mud and sand, even on cement starting pad
- Reinforcement wings on back of central knobs provide superb stability during braking

Description	WPS #	List
REAR		
90/100-16 51M NHS	871-7024	\$69.95
100/90-19 57M NHS	871-7027	133.95
110/90-19 62M NHS	871-7028	140.95
120/80-19 63M NHS	871-7029	144.95

MST=Multi Service Tire
NHS=Not for Highway Service

SCORPION MX MX32 "MID SOFT"



MUD VERSION

MST=Multi Service Tire
NHS=Not for Highway Service

FRONT

- Directional layout of knobs and aligned side knobs provide direction and stability
- V-shaped knobs improve braking stability and cornering grip
- Shoulder knobs designed for precise trajectory when leaned into turns

REAR

- Superior straight line traction on soft to intermediate terrain
- Excellent durability with long knob life
- Bow-tie shaped center knobs for outstanding grip in softer terrain

Description	WPS #	List
FRONT MXMS		
2.50-10 33J NHS	871-7031	\$39.95
60/100-12 36M NHS	871-7033	46.95
60/100-14 29M NHS	871-7034	45.95
70/100-17 40M NHS	871-7036	57.95
70/100-19 42M NHS	871-7037	62.95
80/100-21 51M MST	871-7038	121.95
90/100-21 57M MST	871-7039	118.95
REAR MXMS		
2.75-10 37J NHS	871-7041	\$46.95
80/100-12 50M NHS	871-7043	51.95
90/100-14 49M NHS	871-7045	64.95
90/100-16 51M NHS	871-7047	69.95
100/90-19 57M NHS	871-7054	133.95
110/90-19 62M NHS	871-7055	143.95
110/90-19 62 NHS MUD	871-7056	138.95
120/90-19 66M NHS	871-7058	148.95

STREET

V-TWIN

OFFROAD

ATV / UTV

TUBES / ACCESSORIES

TRAILER

TOOLS / REPAIR

PROMOTIONAL

REFERENCE

INDEX



SCORPION MX MX32 "MID HARD"

- Engineered to provide outstanding performance for professional riders in the World FIM Motocross, the AMA Motocross and Supercross championships and enthusiastic riders of all capabilities
- Provides a high-level of dynamic performance by maximizing cornering grip and traction while providing remarkable durability and resistance against cuts and tearing
- Front tri-ply carcass creates a strong and stiff structure that reduces deformities and rollover
- Rear tri-ply carcass, less flexible sidewalls, increased knob strength and a larger contact patch, improves traction in whoops and on square-edged bumps
- Dense knob layout provides a large and stable contact patch for improved cornering grip, traction and stability
- Rear tire features a reversible tread pattern to prolong tire life and consistency
- Robust compound promotes the transfer of power to the ground and prevents overheating



Size	WPS#	List
FRONT		
80/100-21	871-7230	\$113.95
90/100-21	871-7231	116.95
REAR		
100/90-19	871-7234	\$129.95
110/90-19	871-7235	138.95
120/80-19	871-7236	144.95

SCORPION PRO

OFF-ROAD & MULTI-PURPOSE USE

- I.S.D.E. winning tire satisfies ecological requirements worldwide - FIM and
- DOT-approved front and rear - Directional front and rear to optimize traction over a wide range
- Chosen "Most Aggressive Dual Purpose Tire" by DIRTBIKE magazine
- Front and Rear Off-Road Pressure Range - Minimum: 10 / Maximum: 13
- OE on KTM 450 & 525 EXC models



HARD VERSION

STANDARD VERSION

Size	Load/Speed Rating	WPS#	List
FRONT			
90/90-21 M+S	54M	871-7123	\$128.95
90/90-21 M+S (HARD)	54M	871-7124	139.95
REAR			
120/90-18 M+S	65M	871-7126	\$136.95
140/80-18 M+S	70M	871-7127	143.95

M+S = Mud + Snow

STREET

V-TWIN

OFFROAD

ATV / UTV

TUBES / ACCESSORIES

TRAILER

TOOLS / REPAIR

PROMOTIONAL

REFERENCE

INDEX



SCORPION MX EXTRA X

DURABLE – ALL AROUND FULL RANGE

- Traction for a wide range of terrain from hard to medium-soft
- Available in 18 inch and 19 inch rear sizes
- Built with a high module carcass construction that provides maximum bump absorption and feel
- The X series full size tires feature new F& R tread patterns with a reinforced bridged knob pattern for increased lateral bite and stability
- Great performance for training / racing / competition use

Description	WPS#	List
FRONT MX EXTRA X		
80/100-21 51M MST	871-7268	\$116.95
REAR MX EXTRA X		
100/100-18 59M NHS	871-7280	\$117.95
110/100-18 64M NHS	871-7281	118.95
120/100-18 68M NHS	871-7282	124.95
100/90-19 57M NHS	871-7284	133.95
110/90-19 62M NHS	871-7285	142.95
120/90-19 66M NHS	871-7287	148.95

MST = Multi Service Tire
 NHS = Not For Highway Service



SCORPION MX EXTRA J

DEDICATED TO MINICROSS RIDERS

- Traction and grip for riding in mid-soft to mid-hard conditions
- Very high durability with consistent performance
- Perfect application for racing or fun riding

Description	WPS#	List
FRONT MX EXTRA J		
2.50-10 33J NHS	871-7261	\$38.95
60/100-14 29M NHS	871-7264	50.95
70/100-17 40M NHS	871-7266	58.95
70/100-19 42M NHS	871-7267	64.95
REAR MX EXTRA J		
2.75-10 37J NHS	871-7271	\$44.95
80/100-12 50M NHS	871-7273	56.95
90/100-14 49M NHS	871-7275	68.95
90/100-16 51M NHS	871-7277	73.95

MST = Multi Service Tire
 NHS = Not For Highway Service

STREET

V-TWIN

OFFROAD

ATV / UTV

TUBES / ACCESSORIES

TRAILER

TOOLS / REPAIR

PROMOTIONAL

REFERENCE

INDEX



SCORPION™ XC MID SOFT (XCMS)

THE PERFECT ENDURO & WOODS CHOICE

- The Scorpion XC MidSoft is the perfect enduro and woods choice for soft to intermediate terrain

XCMS FRONT (D.O.T. Approved)

- Designed for soft to intermediate off-road terrain applications
- New updated sidewall provides precise steering and traction over roots
- Aggressive side knobs offer excellent side bite

XCMS REAR

- Based on the popular MT32 rear tire
- Designed for soft to intermediate off road terrain applications
- New updated sidewall offers more flexibility to improve grip
- Bow tie center knob tread pattern for maximum drive and self cleaning properties

Description	WPS #	List
FRONT SCORPION XC MS D.O.T APPROVED		
80/100-21 51R MST	871-7113	\$119.95
REAR SCORPION XC MS		
110/100-18 64M NHS	871-7115	\$123.95
120/100-18 68M NHS	871-7116	128.95

MST = Multi Service Tire
NHS = Not For Highway Service



SCORPION™ XC MID HARD (XCMH)

AN AGGRESSIVE D.O.T. OFF-ROAD TIRE

- The tread pattern is designed for maximum traction, even during changing terrain conditions, to provide maximum speed and control
- Based on the MT18 Series front and rear (HD) tires
- Wide spacing between central knobs provide maximum traction on intermediate terrain
- Different dimples provide adaptability to terrain for improved grip during braking and cornering
- Sharp edged knobs provide grip on hard terrain and maximum traction on intermediate terrain
- Rear tire uses central knobs optimized to increase traction on hard terrain
- Updated carcass and tread for increased traction and side bite even at big lean angles
- Tread pattern is optimized to increase the number of knobs on the contact area and the quantity of working edges for maximum grip and traction

Size	Load/Speed Rating	WPS #	List
FRONT			
80/100-21 M+S	51R	871-7103	\$119.95
REAR			
110/100-18 MST	64M	871-7105	\$119.95
120/100-18 M+S	68M	871-7106	126.95
140/80-18 M+S	70M	871-7107	147.95

MST = Multi Service Tire
M+S = Mud + Snow





MT16

OFF-ROAD & MULTI-PURPOSE

- The perfect all-around tire with great durability
- High level of grip, even with worn edges
- Front and Rear Off-Road Pressure Range - Minimum: 10 / Maximum: 13
- MST=Multi Service Tire
- NHS=Not for Highway Service

Description	WPS #	List
FRONT MT16 D.O.T APPROVED		
80/100-21 51R MST	871-7093	\$119.95
REAR MT16		
110/100-18 64 NHS	871-7095	\$124.95
120/100-18 59 NHS	871-7096	129.95

MST = Multi Service Tire
 NHS = Not For Highway Service



MT43

D.O.T. Approved

SINGLETRACK & TRAILS

- Optimum performance on hard, wet and dry terrain
- Special reinforced bias-ply carcass helps support the tire during typical low pressure offroad use.
- Unique bead design provides special bead retention from low pressure use.

Size	Load/Speed Rating	WPS #	List
FRONT			
2.75-21 TL	45P	871-7141	\$117.95
REAR			
4.00-18 TL	64P	871-7143	\$128.95

STREET

V-TWIN

OFFROAD

ATV / UTV

TUBES / ACCESSORIES

TRAILER

TOOLS / REPAIR

PROMOTIONAL

REFERENCE

INDEX



STREET

V-TWIN

OFFROAD

ATV / UTV

TUBES / ACCESSORIES

TRAILER

TOOLS / REPAIR

PROMOTIONAL

REFERENCE

INDEX

MT21

DUAL PURPOSE – 10% STREET / 90% OFF-ROAD

- A serious off-road tire with DOT approval for street
- Tread pattern designed for extremely stable handling

Size	Load/Speed Rating	WPS#	List
FRONT			
80/90-21	48P	871-6044	\$132.95
90/90-21	54R	871-6045	133.95
REAR			
120/90-17	64R	871-6048	\$150.95
130/90-17	68P	871-6049	150.95
110/80-18	58P	871-6052	135.95
120/80-18	62R	871-6053	146.95
120/90-18	65R	871-6054	150.95
130/90-18	69R	871-6055	150.95
140/80-18	70R	871-6056	150.95



SCORPION[™] RALLY STR

D.O.T. APPROVED

- A compound high in silica content that provides excellent grip in any conditions of use and high mileage.
- Street type profiles and structure to guarantee top notch handling on the road.
- An innovative tread pattern to provide both traction on dirt roads and stability on asphalt.

Size	Load/Speed Rating	WPS#	List
FRONT			
120/70R-17	58V	871-7152	\$206.95
120/70R-18	59V	871-7153	210.95
100/90-19	57V	871-7154	177.95
110/80R-19	59V	871-7155	199.95
120/70R-19	60V	871-7150	243.95
90/90-21	54V	871-7151	140.95
REAR			
150/70R-17	69V	871-7159	\$222.95
170/60R-17	72V	871-7160	304.95
180/55R-17	73V	871-7157	323.95
150/70R-18	70V	871-7158	229.95





SCORPION RALLY

D.O.T. APPROVED

- Pirelli continues to develop high performance, race winning tires for the Scorpion family. The Scorpion Rally, which had a two year development cycle, captured first and second place in the Dakar Rally.
- The front knob layout of the Rally is designed to give directional stability even in during high speed riding.
- The rear knob provide rotational traction for the most demanding terrains.
- With a new Advanced Mixing Process, the Scorpion Rally resists fatigue and has a long life performance.
- All of these components are complemented by an innovative tire structure that guarantees world class performance with a tire that has a high resistance to puncture

Size	Load/Speed Rating	WPS #	List
FRONT			
110/80-19 M+S TL	59R	871-7132	\$201.95
120/70R-19 M+S TL	60T	871-7133	246.95
90/90-21 MST *	54R	871-7131	128.95
REAR			
150/70-17 M+S TL	69R	871-7138	\$221.95
170/60R17 M+S TL	72T	871-7139	308.95
140/80-18 MST	70R	871-7137	184.95

M+S = Mud + Snow
 TL = Tubeless
 MST = Multi Service Tire
 * = Modified Tread Pattern

SCORPION TRAIL II



- Increased mileage thanks to reduced and uniform tread pattern wear
- Top level handling throughout the entire lifecycle
- Better control of the bikes power / traction
- Large center compound stripe to guarantee mileage and enhanced cornering performance
- Central compound developed for higher mileage and improved wet behavior
- Side compound for optimized balance between dry & wet performance

Size	Load/Speed Rating	WPS#	List
FRONT			
120/70ZR-17	(58W)	871-6061	\$226.95
100/90-18	56V	871-6062	168.95
100/90-19	57V	871-6066	201.95
110/80R-19	59V	871-6063	221.95
120/70R-19	60V	871-6060	221.95
120/70ZR-19	60V	871-6064	229.95
120/70ZR-19 "D-Spec"	60W	871-6069	229.95
90/90-21	54V	871-6065	176.95
REAR			
130/80R-17	65V	871-6072	\$240.95
140/80R-17	69V	871-6073	247.95
150/70R-17	69V	871-6075	263.95
160/60ZR-17	(69W)	871-6077	260.95
170/60R-17	72V	871-6074	265.95
170/60ZR-17	72V	871-6076	277.95
170/60ZR-17 "D-Spec"	72W	871-6071	277.95
180/55ZR-17	(73W)	871-6079	283.95
190/55ZR-17	(75W)	871-6078	316.95
150/70R-18	70V	871-6090	260.95

STREET

V-TWIN

OFFROAD

ATV / UTV

TUBES / ACCESSORIES

TRAILER

TOOLS / REPAIR

PROMOTIONAL

REFERENCE

INDEX



MT90AT

**CONVENTIONAL DUAL PURPOSE TIRE FOR ENDURO BIKES
70% STREET / 30% OFF-ROAD**

- Large central knobs for straight riding stability and general V-shape orientation for high adherence in traction / braking
- Excellent high-speed stability even when fully loaded thanks to a size optimized carcass
- Superb wet/dry grip due to the new Silica tread compound, that offers mileage and regular tread wear performance
- OE tire for the KTM Adventure 950 and 990



Size	Load / Speed Rating	WPS#	List
FRONT			
80/90-21	48S	871-6011	\$107.95
90/90-21	54S	871-6012	147.95
90/90-21 TL	54V	871-6013	199.95
REAR			
120/90-17	64S	871-6014	\$188.95
110/80-18	58S	871-6015	189.95
120/80-18	62S	871-6016	197.95
140/80-18	70S	871-6017	214.95
150/70R-18 TL	70V	871-6018	228.95

TL=tubeless

MT60R/RS

60% STREET / 40% OFF-ROAD

- Designed for bikes like the KTM Duke and DUCATI Scrambler
- Performance credentials come from Pirelli's Dragon radial technology: aramide belted front / 0° steel-belted rear tire
- Superb straight line and cornering stability, serious grip in wet conditions provided by Corsa super-moto compound
- New V-Twin size



Size	Load / Speed Rating	WPS#	List
FRONT MT60R			
100/90-19	57H	871-6028	\$189.95
90/90-21	54H	871-6000	155.95
REAR MT60R			
120/90-17 TT	64S	871-6001	\$238.95
130/80-17	65H	871-6029	199.95
140/80-17	69H	871-6004	238.95
FRONT MT60RS			
130/90B-16	67H	871-6101	\$194.95
120/70R-17	58V	871-6002	258.95
120/70ZR-17	(58W)	871-6008	272.95
110/80R-18	58H	871-6003	221.95
120/70ZR-18	(59W)	871-6100	259.95
REAR MT60RS			
150/80B-16 REINF	77H	871-6105	\$229.95
160/60R-17	69V	871-6005	286.95
160/60R-17	69H	871-6006	260.95
180/55R-17	73H	871-6007	262.95
180/55R-17	(73W)	871-6009	301.95



TIRE REFERENCE

SIZE	Brand	Model	Ply Rating	Page #	WPS #	List	SIZE	Brand	Model	Ply Rating	Page #	WPS #	List
8" WHEEL							10" WHEEL (CONT'D...)						
16x6.5-8	ITP	Holeshot	2pr	156	59-6249	\$56.95	20x11-10	ITP	Sandstar Rear	2pr	158	57-5673R	111.95
18x8-8	GBC	Mini Master	2pr	148	578-10270	74.95	20x11-10	GBC	XC Master	6pr	148	578-10248	94.95
18x6.5-8	ITP	Holeshot	2pr	156	59-6242	58.95	20x11-10	SEDONA	Cyclone Rear		145	570-2004L	95.95
18x9.5-8	ITP	Sandstar Rear	2pr	158	57-5677L	93.95	20x11-10	SEDONA	Cyclone Rear		145	570-2004R	95.95
18x9.5-8	ITP	Sandstar Rear	2pr	158	57-5677R	93.95	20x11-10	SEDONA	Bazooka	4pr	145	570-3107	97.95
18x10-8	ITP	Holeshot MXR6	2pr	155	59-6283	106.95	21x7-10	ITP	Holeshot	2pr	156	59-6246	86.95
18x10-8	ITP	Quadcross Pro Lite	2pr	155	59-60533	105.00	21x7-10	ITP	Holeshot GNCC	2pr	155	59-2029	118.95
18x10-8	ITP	Turf Tamer Classic MX	2pr	154	59-60511	92.95	21x7-10	ITP	Holeshot XCR	2pr	157	59-6288	104.95
18x10-8	GBC	Mini Master	4pr	148	578-10271	83.95	21x7-10	ITP	Sandstar Front	2pr	158	57-5670	81.95
18x10-8	MAXXIS	Razr MX	2pr	163	577-0084	117.00	21x7-10	GBC	XC Racer	6pr	148	578-10241	76.95
18x10-8	MAXXIS	Razr Cross	4pr	163	577-0093	125.00	21x7-10	GBC	XC Master	6pr	148	578-10243	62.95
18x10-8	SEDONA	Bazooka	4pr	145	570-3103	89.95	21x7-10	MAXXIS	Razr	4pr	162	577-0001	108.00
20x11-8	ITP	Holeshot	4pr	156	59-6260	102.95	21x7-10	MAXXIS	Razr 2	6pr	163	577-0030	148.00
20x11-8	ITP	Sandstar Rear	2pr	158	57-5672L	109.95	21x7-10	SEDONA	Cyclone Front		145	570-2001	56.95
20x11-8	ITP	Sandstar Rear	2pr	158	57-5672R	109.95	21x7-10	SEDONA	Bazooka	4pr	145	570-3104	76.95
20x11-8	SEDONA	Cyclone Rear		145	570-2002L	95.95	22x7-10	ITP	Holeshot H-D	6pr	156	59-6272	115.95
20x11-8	SEDONA	Cyclone Rear		145	570-2002R	95.95	22x7-10	ITP	Holeshot XC	6pr	157	59-6247	100.95
20x11-8	SEDONA	Bazooka	4pr	145	570-3105	97.95	22x7-10	ITP	Mudlite SP	6pr	152	57-5617	92.95
22x11-8	ITP	Mudlite	6pr	152	57-5605	92.95	22x7-10	GBC	XC Master	6pr	148	578-10244	69.95
22x11-8	GBC	Dirt Devil A/T	6pr	147	578-10151	114.95	22x7-10	MAXXIS	Razr 2	6pr	163	577-0031	153.00
9" WHEEL							22x8-10	ITP	Mudlite	6pr	152	57-5620	77.95
18x10-9	ITP	Holeshot MXR6	2pr	155	59-6284	\$105.95	22x8-10	ITP	Sandstar Front	2pr	158	57-5671	81.95
18x10-9	SEDONA	Bazooka	4pr	145	570-3101	89.95	22x8-10	GBC	Dirt Devil A/T	6pr	147	578-10154	79.95
20x10-9	ITP	Holeshot GNCC	4pr	155	59-2025	139.95	22x8-10	SEDONA	Mud Rebel	6pr	145	570-4012	70.95
20x11-9	ITP	Holeshot	6pr	156	59-6261	102.95	22x11-10	ITP	All Trail	4pr	153	57-5106	135.95
20x11-9	ITP	Holeshot H-D	6pr	156	59-6269	143.95	22x11-10	ITP	AT489	3pr	153	87-3070	146.95
20x11-9	ITP	Holeshot XC	6pr	157	59-6263	124.95	22x11-10	ITP	Holeshot XCT	4pr	157	59-6257	138.95
20x11-9	ITP	Holeshot XCR	6pr	157	59-6286	134.95	22x11-10	ITP	Mudlite	6pr	152	57-5621	98.95
20x11-9	ITP	Mudlite SP	6pr	152	57-5615	102.95	22x11-10	ITP	Sandstar Rear	2pr	158	57-5674L	124.95
20x11-9	ITP	Sandstar Rear	2pr	158	57-5675L	111.95	22x11-10	ITP	Sandstar Rear	2pr	158	57-5674R	124.95
20x11-9	ITP	Sandstar Rear	2pr	158	57-5675R	111.95	22x11-10	GBC	Dirt Devil A/T	6pr	147	578-10155	108.95
20x11-9	GBC	XC Racer	6pr	148	578-10242	107.95	22x11-10	GBC	XC Master	6pr	148	578-10249	106.95
20x11-9	GBC	XC Master	6pr	148	578-10246	88.95	22x11-10	SEDONA	Cyclone Rear		145	570-2005R	103.95
20x11-9	GBC	Ground Buster III	6pr	148	578-10260	96.95	22x11-10	SEDONA	Mud Rebel	6pr	145	570-4013	95.95
20x11-9	MAXXIS	Razr	4pr	162	577-0010	128.00	23x7-10	ITP	AT489	3pr	153	87-3050	129.95
20x11-9	MAXXIS	Razr 2	6pr	163	577-0034	167.00	23x7-10	ITP	Holeshot XCT	4pr	157	59-6253	93.95
20x11-9	SEDONA	Cyclone Rear		145	570-2003L	95.95	23x7-10	GBC	XC Master	6pr	148	578-10245	78.95
20x11-9	SEDONA	Cyclone Rear		145	570-2003R	95.95	23x8-10	ITP	AT489	3pr	153	87-3051	116.95
20x11-9	SEDONA	Bazooka	4pr	145	570-3106	97.95	23x8-10	ITP	Mudlite	6pr	152	57-5624	81.95
21x11-9	SEDONA	Bazooka	4pr	145	570-3108	106.95	23x8-10	GBC	Dirt Devil A/T	6pr	147	578-10156	87.95
22x11-9	ITP	Holeshot XCT	6pr	157	59-6256	138.95	23x8-10	SEDONA	Mud Rebel	6pr	145	570-4014	79.95
22x11-9	ITP	Mudlite	6pr	152	57-5610	95.95	23x10-10	ITP	AT489	3pr	153	87-3071	149.95
22x11-9	GBC	Dirt Devil A/T	6pr	147	578-10152	108.95	23x10-10	ITP	Mudlite	6pr	152	57-5625	90.95
22x11-9	GBC	XC Master	6pr	148	578-10247	109.95	23x10-10	GBC	Dirt Devil A/T	6pr	147	578-10157	97.95
22x11-9	SEDONA	Mud Rebel	6pr	145	570-4010	94.95	23x10-10	SEDONA	Mud Rebel	6pr	145	570-4015	89.95
25x12-9	ITP	Mudlite	6pr	152	57-5612	102.95	23x11R-10	SEDONA	Buzz Saw R/T	6pr	143	570-5009	134.95
25x12-9	GBC	Dirt Devil A/T	6pr	147	578-10153	128.95	24x11-10	ITP	AT489	3pr	153	87-3072	154.95
10" WHEEL							24x11-10	ITP	Mudlite	6pr	152	57-5628	96.95
18x10-10	SEDONA	Bazooka	4pr	145	570-3102	\$89.95	24x11-10	GBC	Dirt Devil A/T	6pr	147	578-10158	124.95
19x6-10	ITP	Sandstar Front	2pr	158	57-5676	69.95	24x11-10	SEDONA	Mud Rebel	6pr	145	570-4016	101.95
19x6-10	SEDONA	Cyclone Front		145	570-2000	54.95	24x11R-10	SEDONA	Buzz Saw R/T	6pr	143	570-5010	144.95
19x6-10	GBC	Mini Master	2pr	148	578-10272	57.95	25x11-10	ITP	AT489	3pr	153	87-3074	169.95
19x6-10	SEDONA	Bazooka	4pr	145	570-3100	68.95	25x11-10	ITP	Mudlite	6pr	152	57-5629	105.95
20x6-10	ITP	Holeshot MXR6	6pr	155	59-6282	95.95	25x11-10	SEDONA	Mud Rebel	6pr	145	570-4005	109.95
20x6-10	GBC	Mini Master	4pr	148	578-10273	59.95	25x12-10	GBC	Dirt Devil A/T	6pr	147	578-10159	131.95
20x6-10	MAXXIS	Razr MX	4pr	163	577-0081	119.00	27x12-10	ITP	Mudlite	6pr	152	57-5631	148.95
20x6-10	MAXXIS	Razr Cross	4pr	163	577-0091	111.00	11" WHEEL						
20x10-10	ITP	Turf Tire	4pr	156	59-6275	168.95	23x8-11	ITP	AT489	3pr	153	87-3052	\$149.95
20x11-10	ITP	Holeshot	4pr	156	59-6262	106.95	23x8-11	ITP	Mudlite	6pr	152	57-5635	80.95
20x11-10	ITP	Sandstar Rear	2pr	158	57-5673L	111.95	23x8-11	GBC	Dirt Devil A/T	6pr	147	578-10160	77.95

STREET
V-TWIN
OFFROAD
ATV / UTV
TUBES / ACCESSORIES
TRAILER
TOOLS / REPAIR
PROMOTIONAL
REFERENCE
INDEX



TIRE REFERENCE

STREET

V-TWIN

OFFROAD

ATV / UTV

TUBES / ACCESSORIES

TRAILER

TOOLS / REPAIR

PROMOTIONAL

REFERENCE

INDEX

SIZE	Brand	Model	Ply Rating	Page #	WPS #	List
11" WHEEL (cont'd...)						
23x9-11	SEDONA	Mud Rebel	6pr	145	570-4017	80.95
24x8-11	ITP	AT489	3pr	153	87-3053	165.95
24x8-11	ITP	Mudlite	6pr	152	57-5637	83.95
24x8-11	GBC	Dirt Devil A/T	6pr	147	578-10161	93.95
24x9-11	ITP	AT489	3pr	153	87-3075	162.95
24x9-11	ITP	Mudlite	6pr	152	57-5638	90.95
24x9-11	GBC	Dirt Devil A/T	6pr	147	578-10162	101.95
24x9-11	SEDONA	Mud Rebel	6pr	145	570-4009	89.95
24x10-11	ITP	AT489	3pr	153	87-3076	172.95
24x10-11	ITP	Mudlite	6pr	152	57-5639	96.95
24x10-11	GBC	Dirt Devil A/T	6pr	147	578-10163	113.95
24x10-11	SEDONA	Mud Rebel	6pr	145	570-4018	96.95
25x8-11	ITP	Mudlite	6pr	152	57-5643	97.95
25x10-11	ITP	Mudlite	6pr	152	57-5644	103.95
25x10-11	GBC	Dirt Devil A/T	6pr	147	578-10164	118.95
25x12-11	ITP	Mudlite XL	6pr	152	57-5647	134.95
12" WHEEL						
23x8-12	ITP	All Trail	4pr	153	57-5116	\$137.95
23x8-12	ITP	AT489	3pr	153	87-3054	136.95
23x10-12	ITP	AT489	3pr	153	87-3077	154.95
23x10R-12	ITP	Ultracross R-Spec	6pr	151	59-60076	115.95
23x10R-12	GBC	Mongrel	8pr	146	578-10112	122.95
23x10.5-12	ITP	All Trail	4pr	153	57-5115	140.95
23x10.5-12	ITP	Turf Tire	4pr	156	59-6279	178.95
24x8-12	ITP	AT489	3pr	153	87-3055	142.95
24x8-12	ITP	Mudlite AT	6pr	152	57-5645	88.95
24x8-12	SEDONA	Mud Rebel	6pr	145	570-4001	82.95
24x9-12	ITP	AT489	3pr	153	87-3056	146.95
24x11-12	ITP	AT489	3pr	153	87-3078	162.95
25x8-12	ITP	All Trail	4pr	153	59-6227	138.95
25x8-12	SEDONA	COYOTE	6pr	144	570-4200	89.95
25x8-12	ITP	AT489	3pr	153	87-3057	145.95
25x8-12	ITP	Mayhem	6pr	150	59-60586	111.95
25x8-12	ITP	Mudlite	6pr	152	57-5648	81.95
25x8-12	ITP	Mudlite XL	6pr	152	57-5651	98.95
25x8-12	ITP	Mudlite XTR	6pr	154	57-5667	142.95
25x8-12	ITP	Terracross	6pr	154	59-60424	132.95
25x8-12	GBC	Dirt Commander	8pr	147	578-10121	130.95
25x8-12	GBC	Dirt Devil X/T	6pr	147	578-10165	97.95
25x8-12	GBC	Dirt Tamer	6pr	147	578-10181	105.95
25x8-12	MAXXIS	Zilla	6pr	161	577-0303	104.00
25x8-12	SEDONA	Mud Rebel	6pr	145	570-4000	84.95
25x8R-12	ITP	Bajacross	8pr	151	59-60100	144.95
25x8R-12	GBC	Mongrel	8pr	146	578-10113	139.95
25x8R-12	GBC	Grim Reaper	6pr	146	578-10201	139.95
25x8R-12	MAXXIS	Bighorn	6pr	159	577-0171	187.00
25x8R-12	MAXXIS	Bighorn 2.0	6pr	159	577-0192	163.00
25x8R-12	SEDONA	Buzz Saw R/T	6pr	143	570-5000	121.95
25x8R-12	SEDONA	Rip Saw R/T	6pr	144	570-5100	132.95
25x9-12	ITP	All Trail	4pr	153	59-6290	145.95
25x9-12	GBC	Dirt Tamer	6pr	147	578-10182	120.95
25x9R-12	ITP	Blackwater Evo	8pr	151	59-6310	159.95
25x10-12	ITP	AT489	3pr	153	87-3079	159.95
25x10-12	SEDONA	COYOTE	6pr	144	570-4201	99.95
25x10-12	ITP	Mayhem	6pr	150	59-60587	131.95
25x10-12	ITP	Mudlite	6pr	152	57-5649	96.95
25x10-12	ITP	Mudlite XL	6pr	152	57-5652	119.95
25x10-12	ITP	Mudlite XTR	6pr	154	57-5668	158.95
25x10-12	ITP	Terracross	6pr	154	59-60423	139.95
25x10-12	GBC	Dirt Commander	8pr	147	578-10122	165.95
25x10-12	GBC	Dirt Devil X/T	6pr	147	578-10166	111.95

SIZE	Brand	Model	Ply Rating	Page #	WPS #	List
12" WHEEL (cont'd...)						
25x10-12	MAXXIS	Zilla	6pr	161	577-0318	118.00
25x10-12	SEDONA	Mud Rebel	6pr	145	570-4004	96.95
25x10R-12	ITP	Bajacross	8pr	151	59-60101	159.95
25x10R-12	GBC	Mongrel	8pr	146	578-10114	159.95
25x10R-12	GBC	Afterburn Street Force	4pr		578-10141	124.95
25x10R-12	GBC	Grim Reaper	6pr	146	578-10202	164.95
25x10R-12	MAXXIS	Bighorn	6pr	159	577-0177	202.00
25x10R-12	MAXXIS	Bighorn 2.0	6pr	159	577-0198	172.00
25x10R-12	SEDONA	Buzz Saw R/T	6pr	143	570-5001	132.95
25x10R-12	SEDONA	Rip Saw R/T	6pr	144	570-5101	152.95
25x10.5-12	ITP	All Trail	4pr	153	59-6228	165.95
25x11-12	ITP	AT489	3pr	153	87-3080	180.95
25x11R-12	ITP	Blackwater Evo	8pr	151	59-6311	176.95
25x12-12	ITP	Mudlite XL	6pr	152	57-5658	128.95
26x9R-12	ITP	Bajacross	8pr	151	59-60563	142.95
26x9R-12	SEDONA	Rock-A-Billy	8pr	142	570-5200	169.95
26x9-12	ITP	Dunestar Rear	2pr	158	57-5690	124.95
26x9-12	ITP	Mayhem	6pr	150	59-60588	133.95
26x9-12	ITP	Mudlite	6pr	152	57-5650	112.95
26x9-12	ITP	Sandstar Front	2pr	158	57-5691	124.95
26x9-12	GBC	Dirt Commander	8pr	147	578-10123	151.95
26x9-12	GBC	Dirt Tamer	6pr	147	578-10183	137.95
26x9-12	MAXXIS	Zilla	6pr	161	577-0305	128.00
26x9-12	SEDONA	Mud Rebel	6pr	145	570-4002	111.95
26x9R-12	ITP	Blackwater Evo	8pr	151	59-6312	169.95
26x9R-12	ITP	Mudlite XTR	6pr	154	57-5661	147.95
26x9R-12	ITP	Terracross	6pr	154	59-60475	138.95
26x9R-12	MAXXIS	Bighorn	6pr	159	577-0172	200.00
26x9R-12	MAXXIS	Bighorn 2.0	6pr	159	577-0193	172.00
26x9R-12	MAXXIS	Ceros	6pr	160	577-0272	163.00
26x9R-12	MAXXIS	Bighorn 3.0	6pr	159	577-0352	174.00
26x9R-12	SEDONA	Mud Rebel R/T	6pr	144	570-4052	142.95
26x9R-12	SEDONA	Buzz Saw R/T	6pr	143	570-5004	141.95
26x9R-12	SEDONA	Buzz Saw XC	6pr	143	570-5050	143.95
26x9R-12	SEDONA	Rip Saw R/T	6pr	144	570-5102	159.95
26x10-12	ITP	AT489	3pr	153	87-3081	163.95
26x10-12	ITP	Dunestar Rear	2pr	158	57-5679	144.95
26x10-12	ITP	Mudlite	6pr	152	57-5653	117.95
26x10-12	GBC	Dirt Devil X/T	6pr	147	578-10167	131.95
26x10-12	SEDONA	Mud Rebel	6pr	145	570-4006	118.95
26x10R-12	GBC	Mongrel	8pr	146	578-10101	185.95
26x10R-12	SEDONA	Buzz Saw R/T	6pr	143	570-5005	149.95
26x10R-12	SEDONA	Buzz Saw XC	6pr	143	570-5051	158.95
26x10R-12	SEDONA	Rip Saw R/T	6pr	144	570-5103	169.95
26x11R-12	ITP	Bajacross	8pr	151	59-60564	181.95
26x11-12	ITP	Mayhem	6pr	150	59-60590	147.95
26x11-12	ITP	Sandstar Rear	2pr	158	57-5692L	144.95
26x11-12	ITP	Sandstar Rear	2pr	158	57-5692R	144.95
26x11-12	GBC	Dirt Commander	8pr	147	578-10124	181.95
26x11-12	MAXXIS	Zilla	6pr	161	577-0320	142.00
26x11R-12	ITP	Blackwater Evo	8pr	151	59-6313	184.95
26x11R-12	ITP	Mudlite XTR	6pr	154	57-5662	161.95
26x11R-12	ITP	Terracross	6pr	154	59-60476	151.95
26x11R-12	MAXXIS	Bighorn 2.0	6pr	159	577-0199	182.00
26x11R-12	MAXXIS	Ceros	6pr	160	577-0279	178.00
26x11R-12	MAXXIS	Bighorn 3.0	6pr	159	577-0353	184.00
26x11R-12	SEDONA	Rock-A-Billy	8pr	142	570-5202	178.95
26x11R-12	SEDONA	Buzz Saw R/T	6pr	143	570-5006	165.95
26x11R-12	SEDONA	Buzz Saw XC	6pr	143	570-5052	174.95
26x11R-12	SEDONA	Rip Saw R/T	6pr	144	570-5104	179.95
26x12-12	ITP	Mudlite	6pr	152	57-5654	131.95



TIRE REFERENCE

SIZE	Brand	Model	Ply Rating	Page #	WPS #	List	SIZE	Brand	Model	Ply Rating	Page #	WPS #	List
12" WHEEL (CONT'D...)							14" WHEEL (CONT'D...)						
26x12-12	GBC	Dirt Devil X/T	6pr	147	578-10170	156.95	26x10R-14	GBC	Mongrel	10pr	146	578-10115	177.26
26x12-12	GBC	Dirt Tamer	6pr	147	578-10186	146.95	26x10R-14	ITP	Bajacross	8pr	151	59-60102	172.95
26x12-12	SEDONA	Mud Rebel	6pr	145	570-4007	130.95	26x11R-14	ITP	Bajacross	8pr	151	59-60103	178.95
26x12R-12	MAXXIS	Bighorn	6pr	159	577-0179	227.00	26x11-14	ITP	Terracross	6pr	154	59-60412	176.95
27x9-12	ITP	Mega Mayhem	6pr	149	59-60600	142.95	26x11-14	GBC	Dirt Commander	8pr	147	578-10128	179.95
27x9-12	ITP	Mudlite	6pr	152	57-5655	129.95	26x11R-14	GBC	Grim Reaper	6pr	146	578-10206	202.95
27x9-12	ITP	900XCT	6pr	150	59-60572	159.95	26x11R-14	MAXXIS	Bighorn	6pr	159	577-0178	209.00
27x9-12	GBC	Dirt Commander	8pr	147	578-10125	155.95	26x11R-14	MAXXIS	Bighorn 2.0	6pr	159	577-0201	192.00
27x9-12	GBC	Dirt Tamer	6pr	147	578-10184	136.95	26x11R-14	MAXXIS	Ceros	6pr	160	577-0280	187.00
27x9R-12	GBC	Terra Master	10pr	146	578-10287	185.95	26x11Rx14	SEDONA	Buzz Saw R/T	6pr	143	570-5003	154.95
27x9-12	MAXXIS	Zilla	6pr	161	577-0308	138.00	26x11R-14	SEDONA	Buzz Saw XC	6pr	143	570-5054	163.95
27x9-12	MAXXIS	Mudzilla	6pr	161	577-0334	182.00	26x11R-14	SEDONA	Rip Saw R/T	6pr	144	570-5106	174.95
27x9-12	MAXXIS	Maxzilla	6pr	161	577-0390	212.00	27x9R-14	ITP	Bajacross Sport	8pr	151	59-60091	158.95
27x9R-12	ITP	Blackwater Evo	8pr	151	59-6314	185.95	27x9-14	ITP	Mega Mayhem	6pr	149	59-60604	161.95
27x9R-12	ITP	Mudlite XTR	6pr	154	57-5663	155.95	27x9-14	GBC	Dirt Commander	8pr	147	578-10129	155.95
27x9-12	SEDONA	COYOTE	6pr	144	570-4204	109.95	27x9R-14	ITP	Blackwater Evo	8pr	151	59-6316	187.95
27x9R-12	GBC	Mongrel	8pr	146	578-10102	195.95	27x9R-14	ITP	Mudlite XTR	6pr	154	57-5665	173.95
27x9R-12	MAXXIS	Bighorn	6pr	159	577-0174	216.00	27x9R-14	ITP	Ultracross R-Spec	6pr	151	59-60154	169.95
27x10-12	ITP	Mudlite	6pr	152	57-5656	147.95	27x9R-14	GBC	Mongrel	8pr	146	578-10104	196.95
27x10-12	GBC	Dirt Devil X/T	6pr	147	578-10168	141.95	27x9R-14	GBC	Terra Master	10pr	146	578-10280	195.95
27x10R-12	ITP	Ultracross R-Spec	6pr	151	59-60077	175.95	27x9R-14	GBC	Grim Reaper	6pr	146	578-10207	178.95
27x11-12	ITP	Mega Mayhem	6pr	149	59-60601	154.95	27x9R-14	MAXXIS	Bighorn 2.0	6pr	159	577-0203	190.00
27x11-12	ITP	900XCT	6pr	150	59-60573	194.95	27x9R-14	SEDONA	Buzz Saw R/T	6pr	143	570-5007	141.95
27x11-12	GBC	Dirt Commander	8pr	147	578-10126	183.95	27x9R-14	SEDONA	Buzz Saw XC	6pr	143	570-5055	141.95
27x11R-12	GBC	Terra Master	10pr	146	578-10285	212.95	27x9R-14	SEDONA	Rip Saw R/T	6pr	144	570-5107	162.95
27x11-12	GBC	Dirt Tamer	6pr	147	578-10185	145.95	27x10-14	ITP	Mudlite XL	6pr	152	57-5601	127.95
27x11-12	MAXXIS	Zilla	6pr	161	577-0322	153.00	27x10R-14	GBC	Terra Master	10pr	146	578-10284	197.95
27x11-12	MAXXIS	Maxzilla	6pr	161	577-0391	228.00	27x10-14	MAXXIS	Zilla	6pr	161	577-0307	153.00
27x11-12	SEDONA	COYOTE	6pr	144	570-4205	119.95	27x10-14	ITP	Cryptid	6pr	149	59-60626	184.95
27x11R-12	ITP	Blackwater Evo	8pr	151	59-6315	203.95	27x10-14	SEDONA	Mud Rebel	6pr	145	570-4003	128.95
27x11R-12	ITP	Mudlite XTR	6pr	154	57-5664	169.95	27x10R-14	ITP	Ultracross	6pr		59-60079	178.95
27x11R-12	GBC	Mongrel	8pr	146	578-10103	218.95	27x11R-14	ITP	Bajacross Sport	8pr	151	59-60092	175.95
27x12-12	ITP	Mudlite	6pr	152	57-5657	154.95	27x11-14	ITP	Mega Mayhem	6pr	149	59-60605	164.95
27x12-12	GBC	Dirt Devil X/T	6pr	147	578-10171	171.95	27x11-14	GBC	Dirt Commander	8pr	147	578-10130	185.95
27x12-12	MAXXIS	Mudzilla	6pr	161	577-0335	214.00	27x11R-14	ITP	Blackwater Evo	8pr	151	59-6317	198.95
27x12R-12	MAXXIS	Bighorn	6pr	159	577-0180	233.00	27x11R-14	ITP	Mudlite XTR	6pr	154	57-5666	194.95
28x9-12	ITP	Mega Mayhem	6pr	149	59-60602	166.79	27x11R-14	GBC	Mongrel	8pr	146	578-10105	202.95
28x10-12	ITP	Mudlite	6pr	152	57-5659	156.95	27x11R-14	GBC	Terra Master	10pr	146	578-10286	215.95
28x10-12	GBC	Dirt Commander	8pr	147	578-10136	159.95	27x11R-14	GBC	Grim Reaper	6pr	146	578-10208	212.95
28x10-12	GBC	Dirt Devil X/T	6pr	147	578-10169	149.95	27x11R-14	MAXXIS	Bighorn 2.0	6pr	159	577-0206	197.00
28x10-12	MAXXIS	Zilla	6pr	161	577-0309	163.00	27x11R-14	SEDONA	Buzz Saw R/T	6pr	143	570-5008	159.95
28x10-12	MAXXIS	Mudzilla	6pr	161	577-0337	218.00	27x11R-14	SEDONA	Buzz Saw XC	6pr	143	570-5056	169.95
28x10R-12	ITP	Blackwater Evo	8pr	151	59-6318	196.95	27x11R-14	SEDONA	Rip Saw R/T	6pr	144	570-5108	184.95
28x10R-12	ITP	Ultracross R-Spec	6pr	151	59-60078	182.95	27x12-14	ITP	Mudlite XL	6pr	152	57-5602	132.95
28x11-12	ITP	Mega Mayhem	6pr	149	59-60603	172.49	27x12-14	SEDONA	Mud Rebel	6pr	145	570-4008	131.95
28x12-12	ITP	Mudlite	6pr	152	57-5660	161.95	28x9-14	ITP	Mega Mayhem	6pr	149	59-60606	173.95
30x10-12	ITP	Mudlite XXL	6pr	152	57-5669	172.95	28x9-14	MAXXIS	Zilla	6pr	161	577-0310	157.00
30x10R-12	ITP	Blackwater Evo	8pr	151	59-6323	220.95	28x9-14	MAXXIS	Maxzilla	6pr	161	577-0392	234.00
30x12-12	ITP	Mudlite XXL	6pr	152	57-5600	190.95	28x9R-14	ITP	Blackwater Evo	8pr	151	59-6319	195.95
14" WHEEL							28x9R-14	MAXXIS	Bighorn 2.0	6pr	159	577-0195	197.00
26x8-14	ITP	Terracross	6pr	154	59-60420	153.95	28x10R-14	ITP	Bajacross	8pr	151	59-60584	182.95
26x9-14	ITP	Terracross	6pr	154	59-60411	158.95	28x10-14	ITP	Mudlite XL	6pr	152	57-5613	130.95
26x9-14	GBC	Dirt Commander	8pr	147	578-10127	151.95	28x10-14	ITP	Cryptid	6pr	149	59-60627	202.95
26x9R-14	GBC	Grim Reaper	6pr	146	578-10205	170.95	28x10R-14	ITP	Blackwater Evo	8pr	151	59-6321	203.95
26x9R-14	MAXXIS	Bighorn	6pr	159	577-0173	215.00	28x10R-14	ITP	Ultracross	6pr		59-60080	179.95
26x9R-14	MAXXIS	Bighorn	6pr	159	577-0175	221.00	28x10R-14	GBC	Terra Master	10pr	146	578-10281	213.95
26x9R-14	MAXXIS	Bighorn 2.0	6pr	159	577-0194	182.00	28x10R-14	GBC	Grim Reaper	6pr	146	578-10211	212.95
26x9R-14	MAXXIS	Ceros	6pr	160	577-0273	172.00	28x10R-14	GBC	Mongrel	8pr	146	578-10106	207.95
26x9Rx14	SEDONA	Buzz Saw R/T	6pr	143	570-5002	137.95	28x10R-14	MAXXIS	Bighorn	6pr	159	577-0181	229.00
26x9R-14	SEDONA	Buzz Saw XC	6pr	143	570-5053	137.95	28x10R-14	MAXXIS	Liberty	8pr	160	577-0224	242.00
26x9R-14	SEDONA	Rip Saw R/T	6pr	144	570-5105	156.95	28x10R-14	MAXXIS	Carnivore	8pr	160	577-0240	229.00

STREET
V-TWIN
OFFROAD
ATV / UTV
TUBES / ACCESSORIES
TRAILER
TOOLS / REPAIR
PROMOTIONAL
REFERENCE
INDEX



TIRE REFERENCE

STREET

V-TWIN

OFFROAD

ATV / UTV

TUBES / ACCESSORIES

TRAILER

TOOLS / REPAIR

PROMOTIONAL

REFERENCE

INDEX

SIZE	Brand	Model	Ply Rating	Page #	WPS #	List
14" WHEEL (CONT'D...)						
28x10R-14	SEDONA	Mud Rebel R/T	6pr	144	570-4058	159.95
28x10R-14	SEDONA	Mudda Inlaw	8pr	142	570-4102	226.95
28x10R-14	SEDONA	Rip Saw R/T	8pr	144	570-5109	207.95
28x10R-14	SEDONA	Rock-A-Billy	8pr	142	570-5205	212.95
28x11-14	ITP	Mega Mayhem	6pr	149	59-60607	176.95
28x11-14	MAXXIS	Zilla	6pr	161	577-0324	172.00
28x11-14	MAXXIS	Maxzilla	6pr	161	577-0393	246.00
28x11R-14	ITP	Blackwater Evo	8pr	151	59-6322	209.95
28x11R-14	MAXXIS	Bighorn 2.0	6pr	159	577-0202	202.00
28x12-14	ITP	Mudlite XL	6pr	152	57-5614	140.95
28x12-14	SEDONA	Dunatik Front	2pr	142	570-2100	139.95
28x13-14	SEDONA	Dunatik Rear	4pr	142	570-2101	169.95
29x9R-14	ITP	Bajacross Sport	8pr	151	59-60093	173.95
29x9R-14	MAXXIS	Bighorn 2.0	6pr	159	577-0196	219.00
29x9-14	GBC	Dirt Commander	8pr	147	578-10131	178.95
29x9-14	MAXXIS	Bighorn 3.0	6pr	159	577-0351	225.00
29x9R-14	ITP	Ultracross	6pr		59-60081	190.95
29x11R-14	ITP	Bajacross Sport	8pr	151	59-60094	189.95
29x11-14	GBC	Dirt Commander	8pr	147	578-10132	207.95
29x11R-14	ITP	Ultracross	6pr		59-60082	211.95
29x11R-14	MAXXIS	Bighorn	6pr	159	577-0182	236.00
29x11R-14	MAXXIS	Bighorn 2.0	6pr	159	577-0205	233.00
29x11R-14	MAXXIS	Bighorn 3.0	6pr	159	577-0350	240.00
29x12-14	SEDONA	Dunatik Front	2pr	142	570-2103	149.95
29x14-14	SEDONA	Dunatik Rear	4pr	142	570-2102	189.95
30x9-14	ITP	Mega Mayhem	6pr	149	59-60608	187.95
30x9-14	ITP	Cryptid	6pr	149	59-60624	216.95
30x9-14	MAXXIS	Zilla	6pr	161	577-0311	178.00
30x9-14	MAXXIS	Mudzilla	6pr	161	577-0339	240.00
30x10-14	ITP	Cryptid	6pr	149	59-60620	226.95
30x10-14	ITP	Mega Mayhem	6pr	149	59-60609	198.95
30x10-14	ITP	Mudlite XXL	6pr	152	57-5603	179.95
30x10R-14	GBC	Terra Master	10pr	146	578-10282	231.95
30x10-14	GBC	Dirt Commander	8pr	147	578-10133	213.95
30x10-14	GBC	Dirt Commander	8pr	147	578-10135	205.95
30x10R-14	ITP	Bajacross	8pr	151	59-60087	195.95
30x10R-14	ITP	Blackwater Evo	8pr	151	59-6324	212.95
30x10R-14	ITP	Ultracross	6pr		59-60083	202.95
30x10R-14	GBC	Mongrel	8pr	146	578-10107	221.95
30x10R-14	GBC	Grim Reaper	6pr	146	578-10209	229.95
30x10R-14	MAXXIS	Bighorn	6pr	159	577-0183	246.00
30x10R14	MAXXIS	Bighorn 2.0	6pr	159	577-0204	243.00
30x10R-14	MAXXIS	Liberty	8pr	160	577-0222	246.00
30x10R-14	MAXXIS	Carnivore	8pr	160	577-0242	249.00
30x10R-14	SEDONA	Mudda Inlaw	8pr	142	570-4100	241.95

SIZE	Brand	Model	Ply Rating	Page #	WPS #	List
14" WHEEL (CONT'D...)						
30x10R-14	SEDONA	Rock-A-Billy	8pr	142	570-5206	222.95
30x11-14	MAXXIS	Zilla	6pr	161	577-0326	197.00
30x11-14	ITP	Cryptid	6pr	149	59-60625	237.95
30x11-14	MAXXIS	Mudzilla	6pr	161	577-0340	251.00
30x12-14	ITP	Mudlite XXL	6pr	152	57-5604	200.95
31x9.5R-14	ITP	Ultracross R-Spec	6pr	151	59-60155	206.95
31x10R-14	GBC	Terra Master	10pr	146	578-10283	235.95
32x10-14	ITP	Mega Mayhem	6pr	149	59-60610	258.95
32x10R-14	GBC	Mongrel	8pr	146	578-10111	229.95
32x10R-14	GBC	Grim Reaper	6pr	146	578-10210	213.95
32x10R-14	MAXXIS	Liberty	8pr	160	577-0223	251.00
32x10R-14	MAXXIS	Carnivore	8pr	160	577-0243	259.00
30x10R-14	MAXXIS	Rampage	8pr	162	577-0370	265.00
30x10R-14	MAXXIS	Roxzilla	8pr	162	577-0380	280.00
32x10R-14	SEDONA	Mudda Inlaw	8pr	142	570-4101	265.95
32x10-14	MAXXIS	Maxzilla Plus	6pr	162	577-0398	287.00
15" WHEEL						
28x10R-15	GBC	Mongrel	8pr	146	578-10108	\$212.95
29x10R-15	ITP	Ultracross	6pr		59-60151	201.95
29x9.5R-15	MAXXIS	Liberty	8pr	160	577-0220	231.00
29x9.5R-15	MAXXIS	Carnivore	8pr	160	577-0241	241.00
30x10-15	GBC	Dirt Commander	8pr	147	578-10134	219.95
30x10R-15	ITP	Blackwater Evo	8pr	151	59-6325	209.95
30x10R-15	ITP	Ultracross	6pr		59-60152	209.95
30x10R-15	GBC	Terra Master	10pr	146	578-10288	239.95
30x10R-15	GBC	Mongrel	8pr	146	578-10109	227.95
30x10R-15	SEDONA	Mud Rebel R/T	6pr	144	570-4061	169.95
31x9.5R-15	ITP	Ultracross R-Spec	6pr	151	59-60156	209.95
32x10-15	ITP	Cryptid	6pr	149	59-60621	246.95
32x10R-15	ITP	Blackwater Evo	8pr	151	59-6326	221.95
32x10R-15	ITP	Ultracross	6pr		59-60153	221.95
32x10R-15	GBC	Mongrel	8pr	146	578-10110	235.95
32x10R-15	GBC	Terra Master	10pr	146	578-10289	264.95
16" WHEEL						
29.5x7-16	ITP	Tractor R1	6pr	149	59-60630	\$131.88
31.5x8-16	ITP	Tractor R1	6pr	149	59-60631	160.24
33.5x9.5-16	ITP	Tractor R1	6pr	149	59-60632	239.65
17" WHEEL						
34x10-17	ITP	Cryptid	6pr	149	59-60622	\$279.95
34x10R-17	ITP	Blackwater Evo	8pr	151	59-6327	235.95
34x10R-17	ITP	Ultracross R-Spec	6pr	151	59-60157	235.95
36x10-17	ITP	Cryptid	6pr	149	59-60623	310.95
20" WHEEL						
36.5x9.5-20	ITP	Tractor R1	6pr	149	59-60633	\$263.92

ORDER TOLL FREE








1 (800) 999-3388

OR FAX (800) 326-3813

See us on the Internet: <http://www.wps-inc.com>
e-mail: Dealer@wps-inc.com



TOUGH TERRAIN NEEDS A TOUGHER TIRE

Tires	Deep Mud	Snow/Mud	Trail	Hard Pack	Rock	Sand
 Mudda Inlaw	Yes	Yes	Yes	Yes	Yes	Yes
 Buzz Saw XC	Yes	Yes	Yes	Yes	Yes	Yes
 Buzz Saw R/T	Yes	Yes	Yes	Yes	Yes	Yes
 Mud Rebel R/T	Yes	Yes	Yes	Yes	Yes	Yes
 Mud Rebel	Yes	Yes	Yes	Yes	Yes	Yes
 Rip-Saw R/T	Yes	Yes	Yes	Yes	Yes	Yes
 Rock-A-Billy	Yes	Yes	Yes	Yes	Yes	Yes

STREET
V-TWIN
OFFROAD
ATV / UTV
TUBES / ACCESSORIES
TRAILER
TOOLS / REPAIR
PROMOTIONAL
REFERENCE
INDEX



ROCK-A-BILLY



THE ULTIMATE ALL-TERRAIN TIRE

- 8 Ply Rated Puncture Resistant RADIAL
- Aggressive Tread Design with Integrated Side Lugs to Grip in Extreme Riding Conditions
- ALL NEW Tread Compound designed to Outlast, Out-Grip and Out-Perform the Competition
- Integrated Rock Ejectors in tread design
- Built in Rim Guard for added Protection
- Designed to Match the High Horsepower, High-Speed requirements of today's Side by Sides
- Bead-to-bead layer of puncture resistance material
- NOTE: Yellow balance dot needs to be positioned opposite the valve stem



	Size	Ply Rating	WPS#	List
Front	26x9R-12	8 PR	570-5200	\$169.95
Rear	26x11R-12	8 PR	570-5202	178.95
Front/Rear	28x10R-14	8 PR	570-5205	212.95
Front/Rear	30x10R-14	8 PR	570-5206	222.95
Front/Rear	32x10R-14	8 PR	570-5207	229.95

MUDDA INLAW

ULTIMATE BIG LUG RADIAL MUD TIRE

- 2" deep center lug increases to 2 1/4" at outside edge to paddle you through the mud pit quickly
- Ultra strong 8 Ply Rated, puncture resistant RADIAL construction
- Superior handling, ride quality, tread life and grip compared to a 6 PR Bias Ply tire
- Tread design wraps down sidewall deep paddling traction
- Aggressive mud tread pattern offers exceptional deep mud traction, self cleaning, and is relatively smooth running on transfer sections



	Size	Ply Rating	WPS #	List
Front/Rear	28x10R-14	8 PR	570-4102	\$226.95
Front/Rear	30x10R-14	8 PR	570-4100	241.95
Front/Rear	32x10R-14	8 PR	570-4101	265.95

DUNATIK

FEATHER WEIGHT PERFORMANCE SAND TIRE

FRONT

- Ultra lightweight, excellent flotation
- Step-Rip patten can be run outboard or inboard
- Excellent steering response for all UTV's

REAR

- Ultra lightweight, excellent flotation
- 14 paddle, 1" paddle height
- Excellent for all UTV's

	Size	Ply Rating	WPS#	List
Front	28x12-14	2 PR	570-2100	139.95
Front	30x12-14	2 PR	570-2104	TBD*
Rear	28x13-14	4 PR	570-2101	TBD*
Rear	30x14-14	4 PR	570-2105	TBD*



(* Tires Coming Summer of 2018)

STREET
V-TWIN
OFFROAD
ATV / UTV
TUBES / ACCESSORIES
TRAILER
TOOLS / REPAIR
PROMOTIONAL
REFERENCE
INDEX



BUZZ SAW XC

XC CROSS COUNTRY

- Designed for today's larger cc UTV's and ATVs
- X-Country tough RADIAL tire that handles the mud, rocks, ruts and everything else you can throw at it
- 1¼" deep aggressive tread design that cleans out well and pulls through anything
- Ultra tough sidewalls with aggressive shoulder tread for added grip in deep ruts and larger rock areas
- The ultra strong 6 Ply Rated radial carcass is strong and brings a controlled smooth ride for demanding side by side ATV riders
- UTV's and ATVs are getting larger, faster and more demanding. The Buzz Saw XC is designed, tested and built to bring out the ultimate performance and control in your UTV or ATV.

Size	Ply Rating	WPS#	List
26x9R-12	6 PR	570-5050	\$143.95
26x10R-12	6 PR	570-5051	158.95
26x11R-12	6 PR	570-5052	174.95
26x9R-14	6 PR	570-5053	137.95
26x11R-14	6 PR	570-5054	163.95
27x9R-14	6 PR	570-5055	141.95
27x11R-14	6 PR	570-5056	169.95

BUZZ SAW R/T

LONG LASTING RADIAL

- Lightweight ultra smooth riding 6 Ply Rated RADIAL tire designed for today's larger ATV's and UTV's
- 7/8" deep tread design offers excellent traction, while providing a smooth ride
- The heavy duty, radial carcass construction is lightweight and is designed for added stability and an ultra smooth ride
- High-grade rubber compound offers long tread life
- Available in 11 popular sizes



Size	Ply Rating	WPS#	List
23x11R-10	6 PR	570-5009	\$134.95
24x11R-10	6 PR	570-5010	144.95
25x8R-12	6 PR	570-5000	121.95
25x10R-12	6 PR	570-5001	132.95
26x9R-12	6 PR	570-5004	141.95
26x10R-12	6 PR	570-5005	149.95
26x11R-12	6 PR	570-5006	165.95
26x9R-14	6 PR	570-5002	137.95
26x11R-14	6 PR	570-5003	154.95
27x9R-14	6 PR	570-5007	141.95
27x11R-14	6 PR	570-5008	159.95



STREET

V-TWIN

OFFROAD

ATV / UTV

TUBES / ACCESSORIES

TRAILER

TOOLS / REPAIR

PROMOTIONAL

REFERENCE

INDEX

RIP-SAW R/T

AGGRESSIVE RADIAL EXTREME-TERRAIN

- 1 1/8" deep aggressive tread pattern that cleans out well in mud and offers great traction in all types of extreme terrain
- Tread pattern wraps onto the sidewall to increase traction in deep-rutted and muddy conditions
- 6 PR heavy duty, RADIAL construction offers stability, a smooth ride and absorbs the impact in extreme trail conditions
- 28x10R-14 is an 8 Ply Rated tire
- Available in 10 popular sizes
- NOTE: Yellow balance dot needs to be mounted opposite the valve stem



Size	Ply Rating	WPS#	List	Size	Ply Rating	WPS#	List
25x8R-12	6 PR	570-5100	\$132.95	26x11R-12	6 PR	570-5104	179.95
25x10R-12	6 PR	570-5101	152.95	26x11R-14	6 PR	570-5106	174.95
26x9R-12	6 PR	570-5102	159.95	27x9R-14	6 PR	570-5107	162.95
26x10R-12	6 PR	570-5103	169.95	27x11R-14	6 PR	570-5108	184.95
26x9R-14	6 PR	570-5105	156.95	28x10R-14	8 PR	570-5109	207.95

MUD REBEL R/T

HIGH PERFORMANCE RADIAL

- 1 1/8" Deep aggressive tread pattern that works excellent on trail or in extreme conditions
- Computer designed "smooth ride" tread pattern offers a comfortable ride and excellent traction
- 8 PR heavy duty RADIAL construction offers stability, control
- High grade rubber compound brings the ultimate in traction and excellent tread life wear



Size	Ply Rating	WPS#	List
25x8R-12	8 PR	570-4070	\$127.95
25x10R-12	8 PR	570-4071	157.95
26x9R-12	8 PR	570-4072	149.95
26x10R-12	8 PR	570-4073	169.95
26x11R-12	8 PR	570-4074	179.95
26x9R-14	8 PR	570-4075	143.95
26x11R-14	8 PR	570-4076	169.95
28x10R-14	8 PR	570-4078	170.95
30x10R-15	8 PR	570-4081	179.95

COYOTE

ALL-TERRAIN TIRE

- *Available mid-September 2017*
- Ultra-durable, puncture-resistant 6 PR "New-Tech" carcass
- "Smooth-Ride" Technology and aggressive tread design for excellent traction and a smooth ride in all terrain
- Integrated side lugs for added traction in deep ruts or crawling through the rocks
- Tread lugs are siped for added traction and durability
- Built-in "Rim Guard" for added wheel protection
- Unmatched ride quality and performance in the category



Size	Ply Rating	WPS#	List
25x8-12	6 PR	570-4200	\$89.95
25x10-12	6 PR	570-4201	99.95
27x9-12	6 PR	570-4204	109.95
27x11-12	6 PR	570-4205	119.95



MUD REBEL

EXTREME ALL-TERRAIN

- Aggressive 3/4" tread design features angled lugs to achieve an exceptional level of traction
- Sidewall lugs improve traction in deep ruts
- Great steering response and puncture resistance
- 6 PR construction

Size	Ply Rating	WPS#	List
FRONT			
22x8-10	6 PR	570-4012	\$70.95
22x11-9	6 PR	570-4010	94.95
23x8-10	6 PR	570-4014	79.95
23x9-11	6 PR	570-4017	80.95
24x8-12	6 PR	570-4001	82.95
25x8-12	6 PR	570-4000	84.95
26x9-12	6 PR	570-4002	111.95
27x10-14	6 PR	570-4003	128.95
REAR			
22x11-10	6 PR	570-4013	\$95.95
23x10-10	6 PR	570-4015	89.95
24x11-10	6 PR	570-4016	101.95
24x10-11	6 PR	570-4018	96.95
25x11-10	6 PR	570-4005	109.95
24x9-11	6 PR	570-4009	89.95
25x10-12	6 PR	570-4004	96.95
26x10-12	6 PR	570-4006	118.95
26x12-12	6 PR	570-4007	130.95
27x12-14	6 PR	570-4008	131.95



BAZOOKA

PERFORMANCE MX AND X-COUNTRY

- Performance rubber compound for lasting durability
- Large sidewall lugs for great cornering
- Perfect compound for trail or track riding

Size	Ply Rating	WPS#	List
FRONT			
19x6-10	4 PR	570-3100	\$68.95
21x7-10	4 PR	570-3104	76.95
REAR			
18x10-8	4 PR	570-3103	\$89.95
18x10-9	4 PR	570-3101	89.95
18x10-10	4 PR	570-3102	89.95
20x11-8	4 PR	570-3105	97.95
20x11-9	4 PR	570-3106	97.95
20x11-10	4 PR	570-3107	97.95
21x11-9	4 PR	570-3108	106.95



CYCLONE

LIGHT WEIGHT PERFORMANCE SAND TIRES

- Lightweight design
- Alternating centered dual ribs
- 8 large paddle design
- Back support ridges for controlled slides on ridge-back dunes
- Lightweight design

Size	WPS#	List
FRONT RIB		
19x6-10	570-2000	\$54.95
21x7-10	570-2001	56.95
REAR PADDLE		
20x11-8	Left 570-2002L	\$95.95
	Right 570-2002R	95.95
20x11-9	Left 570-2003L	95.95
	Right 570-2003R	95.95
20x11-10	Left 570-2004L	95.95
	Right 570-2004R	95.95

STREET

V-TWIN

OFFROAD

ATV / UTV

TUBES / ACCESSORIES

TRAILER

TOOLS / REPAIR

PROMOTIONAL

REFERENCE

INDEX



MUD TERRAIN KM3 TIRE



Size	Ply	WPS #	List
28X10R-14	8	87-3001	\$244.95
30X10R-14	8	87-3002	\$264.95
30X10R-15	8	87-3012	\$271.95
32x10R-14	8	87-3003	\$298.95
32x10R-15	8	87-3013	\$288.95

- Adapted from race-proven technology designed for the Baja 1000-winning Mud-Terrain T/A® KM3 and Baja T/A ® KR2
- BUILT WITH STEEL-BELTED RADIAL CONSTRUCTION-For increased durability and optimal ride quality
- ENGINEERED TO BALANCE MAXIMUM TOUGHNESS WITH MINIMAL WEIGHT-For more comfort and handling performance
- TRACTION-ARMOR SIDEWALL SCULPTURE-Designed to boost traction capabilities in mud and soft soil thanks to a notched shoulder design.
- TERRAIN-ATTACK TREAD DESIGN-Tread blocks are designed to deliver incredible grip from any angle of approach.
- MUD-PHOBIC BARS-Created to release compacted mud for enhanced traction in muddy and soft soil conditions
- LINEAR FLEX ZONES-Built to allow the tire to flex and envelop objects in aired-down situations.
- THICK, EXTENDED SHOULDER RUBBER-Helps protect the critical sidewall failure zone.
- TOUGH SIDEWALL RUBBER-Helps resist splitting and bruising.



STREET
V-TWIN
OFFROAD
ATV / UTV
TUBES / ACCESSORIES
TRAILER
TOOLS / REPAIR
PROMOTIONAL
REFERENCE
INDEX



TERRA MASTER TIRE **NEW**

- Steel belted radial design for stronger core and greater wear resistance
- 10-Ply Rated Construction
- Asymmetrical tread pattern for dual benefits and performance characteristics
- Meets and exceeds DOT standards
- Designed to combat a wide variety of terrains and conditions
- Non-Directional design for excellent responsiveness in any direction
- Powered by years of research and field testing
- Side A - Recommended mounted out for soft to intermediate terrain
- Side B - Recommended mounted out for intermediate to hard terrain



Size	Ply	WPS#	List	Size	Ply	WPS#	List
27x9R-12	10	578-10287	\$185.95	28x10R-14	10	578-10281	213.95
27x11R-12	10	578-10285	212.95	30x10R-14	10	578-10282	231.95
27x9R-14	10	578-10280	195.95	31x10R-14	10	578-10283	235.95
27x10R-14	10	578-10284	197.95	30x10R-15	10	578-10288	239.95
27x11R-14	10	578-10286	215.95	32x10R-15	10	578-10289	264.95

MONGREL

- Light weight 10-ply rated construction
- Improved sidewall for greater puncture resistance & smoother ride
- Re-engineered carcass for increased durability & better handling
- DOT approved, radial



Size	Ply	WPS#	List	Size	Ply	WPS#	List
23x10R-12	6	578-10112	\$122.95	27x9R-14	10	578-10104	196.95
25x8R-12	10	578-10113	139.95	27x11R-14	10	578-10105	202.95
25x10R-12	10	578-10114	159.95	28x10R-14	10	578-10106	207.95
26x10R-12	10	578-10101	185.95	30x10R-14	10	578-10107	221.95
27x9R-12	10	578-10102	195.95	32x10R-14	10	578-10111	229.95
27x11R-12	10	578-10103	218.95	28x10R-15	10	578-10108	212.95
26x10R-14	10	578-10115	177.26	30x10R-15	10	578-10109	227.95
				32x10R-15	10	578-10110	235.95

* New series ETA Spring 2017

GRIM REAPER

- Aggressive, skeletal tread with deep, wrap-around shoulder lugs to give you the best rubber-to-ground contact at all angles
- Optimized for dominating all types of terrain
- 8-ply rated, all-terrain radial construction provides superior puncture resistance in the roughest condition



Size	Ply	WPS#	List
25x8R-12	8	578-10201	\$139.95
25x10R-12	8	578-10202	164.95
26x9R-14	8	578-10205	170.95
26x11R-14	8	578-10206	202.95
27x9R-14	8	578-10207	178.95
27x11R-14	8	578-10208	212.95
28x10R-14	8	578-10211	212.95
30x10R-14	8	578-10209	229.95
32x10R-14	8	578-10210	213.95

* New series ETA Spring 2017



STREET

V-TWIN

OFFROAD

ATV / UTV

TUBES / ACCESSORIES

TRAILER

TOOLS / REPAIR

PROMOTIONAL

REFERENCE

INDEX

DIRT DEVIL

This 6-ply rated radial tire's compound was reformulated with more natural rubber for its elastic properties. Traction spikes were added for ultimate grip and durability in a wide range of terrain: light mud, dirt, gravel, and hardpack. Each lug is dimpled with more biting edges for better traction and stability. A surprisingly aggressive tread pattern means the Dirt Devil offers a great experience no matter what type of landscape you're looking to dominate. A/T tire has a tread depth of .625" and the X/T model tread depth is 1.21"



Size	Ply	WPS#	List	Size	Ply	WPS#	List
A/T 22x11-8	6	578-10151	\$114.95	A/T 24x8-11	6	578-10161	93.95
A/T 22x11-9	6	578-10152	108.95	A/T 24x9-11	6	578-10162	101.95
A/T 25x12-9	6	578-10153	128.95	A/T 24x10-11	6	578-10163	113.95
A/T 22x8-10	6	578-10154	79.95	A/T 25x10-11	6	578-10164	118.95
A/T 22x11-10	6	578-10155	108.95	A/T 25x8-12	6	578-10165	97.95
A/T 23x8-10	6	578-10156	87.95	A/T 25x10-12	6	578-10166	111.95
A/T 23x10-10	6	578-10157	97.95	X/T 26x10-12	6	578-10167	131.95
A/T 24x11-10	6	578-10158	124.95	X/T 27x10-12	6	578-10168	141.95
A/T 25x12-10	6	578-10159	131.95	X/T 28x10-12	6	578-10169	149.95
A/T 23x8-11	6	578-10160	77.95	X/T 26x12-12	6	578-10170	156.95
				X/T 27x12-12	6	578-10171	171.95

DIRT TAMER

The Dirt Tamer's won plenty of praise for its great-looking tread design and performance. This 6-ply rated tire boasts a bold, non-directional tread with exceptional traction in all types of terrain while remaining a very smooth ride. Plus, the Dirt Tamer offers serious puncture resistance and its tread lugs run deep into the sidewall for added protection. For one of the best "bang for your buck", the Dirt Tamer offers it all at a remarkable cost.



Size	Ply	WPS#	List
25x8-12	6	578-10181	\$105.95
25x9-12	6	578-10182	120.95
26x9-12	6	578-10183	137.95
26x12-12	6	578-10186	146.95
27x9-12	6	578-10184	136.95
27x11-12	6	578-10185	145.95

DIRT COMMANDER

A super-tough, puncture-resistant 8-ply rated bias tire, the Dirt Commander offers the perfect lug depth for optimal performance in all types of conditions. The deep siped tread design offers superior traction; the Dirt Commander tears into rocks, mud, dirt, creek beds, grass, hills, and steep rock ledges without a hitch! The 8-ply rating construction ensures you'll confidently dominate the terrain at all speeds with optimal handling. Additionally, mud easily cleans off the Dirt Commander to prevent loss of traction!



Size	Ply	WPS#	List	Size	Ply	WPS#	List
25x8-12	8	578-10121	\$130.95	27x9-14	8	578-10129	155.95
25x10-12	8	578-10122	165.95	27x11-14	8	578-10130	185.95
26x9-12	8	578-10123	151.95	28x10-12	8	578-10136	159.95
26x11-12	8	578-10124	181.95	29x9-14	8	578-10131	178.95
27x9-12	8	578-10125	155.95	29x11-14	8	578-10132	207.95
27x11-12	8	578-10126	183.95	30x10-14	8	578-10133	213.95
26x9-14	8	578-10127	151.95	30x10-15	8	578-10134	219.95
26x11-14	8	578-10128	179.95	32x10R-14	8	578-10135	205.95



STREET

V-TWIN

OFFROAD

ATV / UTV

TUBES / ACCESSORIES

TRAILER

TOOLS / REPAIR

PROMOTIONAL

REFERENCE

INDEX

XC MASTER

A redesigned profile makes the XC-Master the go-to cross country tire for excellent steering and control. Its X-knob tread pattern delivers superior handling while the puncture-resistant casing was formulated with the endurance necessary to handle cross country rides and races. Available in both front and rear tire designs.



Size	Ply	WPS#	List	Size	Ply	WPS#	List
21x7-10	6	578-10243	\$62.95	20x11-9	6	578-10246	88.95
22x7-10	6	578-10244	69.95	22x11-9	6	578-10247	109.95
23x7-10	6	578-10245	78.95	20x11-10	6	578-10248	94.95
				22x11-10	6	578-10249	106.95

GROUND BUSTER III

Built in conjunction with GNCC ATV Pro Riders, the Ground Buster III is the newest addition to GBC's line of sport ATV tires. The Ground Buster III features a non-directional sipped (for maximum flexibility) X-knob tread pattern. Its hefty sidewall lugs allow for optimum cornering traction and control. Designed for intermediate to hard terrain racing, this rear sport tire is geared to give racers the edge they need to secure that podium finish.



Size	Ply	WPS#	List
20x11-9	6	578-10260	\$96.95

XC RACER

The new and improved XC Racer is designed to satisfy the needs of sports ATV fans. Featuring a reinforced bead for added strength, the newest XC-Racer tires offer a superior seal and durability. The multi-tier, pre-grooved knob that give the XC-Racer its unique look are very flexible and significantly improve tire-to-terrain traction by maximizing surface area. Made with GBC's popular rubber compound, the XC-Racer is built for heavy performance.



Size	Ply	WPS#	List
21x7-10	6	578-10241	\$76.95
20x11-9	6	578-10242	107.95

MINI MASTER TIRE



The Mini Master tire was specifically created and engineered for Mini ATV XC and ATV MX applications. Following the same X-type lug design as the bigger XC-Master, the Mini Master's tread pattern was developed to help dig into terrain and hook up, giving riders superior acceleration and unbelievable braking power. Made from a soft, yet durable compound, the Mini Master is great at conforming to surfaces and terrain. From muddy conditions to hard pack, sandy to blue groove, the Mini Master provides excellent traction and performance, without sacrificing rider control or responsiveness.

Size	Ply	WPS#	List
FRONT			
19x6-10	2	578-10272	\$57.95
20x6-10	4	578-10273	59.95
REAR			
18x8-8	2	578-10270	\$74.95
18x10-8	4	578-10271	83.95





TRACTOR R1 TIRE

Size	Ply	WPS#	List
29.5x7-16	6	59-60630	\$131.88
31.5x8-16	6	59-60631	160.24
33.5x9.5-16	6	59-60632	239.65
36.5x9.5-20	6	59-60633	263.92



CRYPTID TIRE

- Proven "chevron" style tread pattern, designed to deliver unparalleled forward traction.
- Lug Height is graduated, starting at 1.5 inches at center growing to 2 inches at the shoulder. The resulting paddle-like shoulder configuration provides maximum side bite for climbing in and out of the mud without compromising ride comfort on trails and hard pack.
- 6 Ply rated
- Grooved center lugs to channel away mud and debris
- Super - durable rubber compound to protect against abrasions, chips and cuts



Size	WPS#	List
27x10-14	59-60626	\$184.95
28x10-14	59-60627	202.95
30x9-14	59-60624	216.95
30x10-14	59-60620	226.95
30x11-14	59-60625	237.95
32x10-15	59-60621	246.95
34x10-17	59-60622	279.95
36x10-17	59-60623	310.95

MEGA MAYHEM

- Features an even more aggressive 1.5-inch-deep lug for ferocious bite, making it the baddest boy on ITP's block
- The unique tread pattern behaves well on harder surfaces, while its lightweight 6-ply carcass charms with exceptional acceleration and braking
- 30" Monster Mayhem has a 1 3/4" deep lug
- 32" Mammoth Mayhem has a 2" deep lug



Size	WPS#	List
27x9-12	59-60600	\$142.95
27x11-12	59-60601	154.95
28x9-12	59-60602	166.79
28x11-12	59-60603	172.49
27x9-14	59-60604	161.95
27x11-14	59-60605	164.95
28x9-14	59-60606	173.95
28x11-14	59-60607	176.95
30x9-14	59-60608	187.95
30x10-14	59-60609	198.95
32x10-14	59-60610	258.95

STREET

V-TWIN

OFFROAD

ATV / UTV

TUBES / ACCESSORIES

TRAILER

TOOLS / REPAIR

PROMOTIONAL

REFERENCE

INDEX



STREET

V-TWIN

OFFROAD

ATV / UTV

TUBES / ACCESSORIES

TRAILER

TOOLS / REPAIR

PROMOTIONAL

REFERENCE

INDEX

900 XCT

The all-new ITP 900XCT is engineered and manufactured in the U.S.A. to accommodate the unique demands of side-by-side UTVs. It features a rugged 6-ply-rated radial carcass and a unique, directional tread design that promotes predictable, well-balanced handling characteristics. Its radial construction provides plush ride qualities, which are further enhanced by a tread pattern that supplies an ideal level of grip while remaining quiet and smooth on a variety of terrain surfaces.



Size	WPS#	List
FRONT		
27x9-12	59-60572	\$159.95
REAR		
27x11-12	59-60573	\$194.95

MAYHEM

- Features a unique, deep-lug tread design that mocks the nastiest mudholes but still plays nice on harder trail surfaces
- Trail comfort and handling are further enhanced by the Mayhem's lightweight carcass construction
- Exceptional acceleration and braking characteristics as well as balanced cornering qualities make the Mayhem a capable, confident all-around performer
- Extended wear rubber compound and durable 6-ply rating



Size	WPS#	List
FRONT		
25x8-12	59-60586	\$111.95
26x9-12	59-60588	133.95
REAR		
25x10-12	59-60587	\$131.95
26x11-12	59-60590	147.95



ULTRA CROSS R-SPEC

- Unique, multi-surface, non-directional tread design improves off-road traction and versatility.
- Popular 14-inch wheel diameter expands wheel style choices and provides improved sidewall compliance.
- More openly spaced tread pattern makes the Ultracross R Spec tire a superb option for desert and slick rock conditions.
- 8-ply radial construction.

Size	WPS#	List	Size	WPS#	List
23x10R-12	59-60076	\$115.95	30x10R-14	59-60083	202.95
27x10R-12	59-60077	175.95	31x9.5R-14	59-60155 #	206.95
28x10R-12	59-60078	182.95	29x10R-15	59-60151	201.95
27x9R-14	59-60154	169.95	30x10R-15	59-60152	209.95
27x10R-14	59-60079	178.95	31x9.5R-15	59-60156 #	209.95
28x10R-14	59-60080	179.95	32x10R-15	59-60153	221.95
29x9R-14	59-60081	190.95	34x10R-17	59-60157	235.95
29x11R-14	59-60082	211.95			

* Only tire not R-spec model
Race-spec tire has extra belt construction

BAJA CROSS



- Baja proven to handle the toughest and heaviest UTV applications
- 8-ply rating and 25% stronger construction has resulted in a high level of durability
- Extended-life rubber compound and innovative overlapping tread pattern provides a smooth, predictable ride as well as slow wear characteristics — this is the highest-mileage tire ITP has ever produced!
- Stepped lugs provide consistent tread edges as the tire wears, for predictable performance throughout the long life of the tire
- Wraparound lugs provide improved shoulder protection
- Super deep Rim Guard feature offers the best wheel lip protection in the business

Description	Ply rating	Size	WPS#	List
Baja Cross	8	25x8R-12	59-60100	\$144.95
Baja Cross	8	25x10R-12	59-60101	159.95
Baja Cross	8	26x9R-12	59-60563	142.95
Baja Cross	8	26x11R-12	59-60564	181.95
Baja Cross	8	26x10R-14	59-60102	172.95
Baja Cross Sport	6	27x9R-14	59-60091	158.95
Baja Cross Sport	6	27x11R-14	59-60092	175.95
Baja Cross	8	26x11R-14	59-60103	178.95
Baja Cross	8	28x10R-14	59-60584	182.95
Baja Cross Sport	6	29x9R-14	59-60093	173.95
Baja Cross Sport	6	29x11R-14	59-60094	189.95
Baja Cross	8	30x10R-14	59-60087	195.95

BLACKWATER EVOLUTION



- 8-ply-rated
- Unique non-directional tread design that provides awesome traction while maintaining a smooth ride and precise, balanced handling
- All-new “Tough Tread” rubber compound offers exceptional wear and abrasion resistance for extended tire life
- “Sidewall Armor™” protects the vulnerable shoulder area from penetration, greatly increasing reliability

Size	WPS#	List	Size	WPS#	List	Size	WPS#	List
25x9R-12	59-6310	\$159.95	28x10R-12	59-6318	196.95	28x11R-14	59-6322	209.95
25x11R-12	59-6311	176.95	30x10R-12	59-6323	220.95	30x10R-14	59-6324	212.95
26x9R-12	59-6312	169.95	27x9R-14	59-6316	187.95	30x10R-15	59-6325	209.95
26x11R-12	59-6313	184.95	27x11R-14	59-6317	198.95	32x10R-15	59-6326	221.95
27x9R-12	59-6314	185.95	28x9R-14	59-6319	195.95	34x10R-17	59-6327	235.95
27x11R-12	59-6315	203.95	28x10R-14	59-6321	203.95			

STREET

V-TWIN

OFFROAD

ATV / UTV

TUBES / ACCESSORIES

TRAILER

TOOLS / REPAIR

PROMOTIONAL

REFERENCE

INDEX



MUDLITE II

- Redesigned tread pattern provides better traction, improves mud clean-out and maximizes ride comfort
- Improved shoulder protection, mud breaking lugs and stabilizing tendons to reduce flex



Size	Ply	WPS#	List
25X8-12	6PR	57-5701	\$85.95
25x10-12	6PR	57-5702	101.95
26x9-12	6PR	57-5703	118.95
26x11-12	6PR	57-5704	132.95
27x9-12	6PR	57-5705	136.95
27x11-12	6PR	57-5706	147.95
27x9-14	6PR	57-5707	133.95
27x11-14	6PR	57-5708	144.95
28x9-14	6PR	57-5709	136.95
28x11-14	6PR	57-5710	147.95
30x9-14	6PR	57-5711	181.95
30x11-14	6PR	57-5712	199.95

STREET
V-TWIN
OFFROAD
ATV / UTV
TUBES / ACCESSORIES
TRAILER
TOOLS / REPAIR
PROMOTIONAL
REFERENCE
INDEX

MUDLITE

- Unique center tread contact area provides a smooth, radial-like ride
- Pure trail tire handling combines with pure mud tire performance
- Angled shoulder lugs provide unmatched mud traction
- 6-ply rating for unmatched durability



Size	Ply	WPS#	List	Size	Ply	WPS#	List
AT22x11-8	6PR	57-5605	\$92.95	XL25x10-12	6PR	57-5652	119.95
SP20x11-9	6PR	57-5615	102.95	XL25x12-12	6PR	57-5658	128.95
AT22x11-9	6PR	57-5610	95.95	XL26x9-12	6PR	57-5650	112.95
AT25x12-9	6PR	57-5612	102.95	XL26x10-12	6PR	57-5653	117.95
SP22x7-10	6PR	57-5617	92.95	XL26x12-12	6PR	57-5654	131.95
AT22x8-10	6PR	57-5620	77.95	XL27x9-12	6PR	57-5655	129.95
AT22x11-10	6PR	57-5621	98.95	XL27x10-12	6PR	57-5656	147.95
AT23x8-10	6PR	57-5624	81.95	AT27x12-10	6PR	57-5631	148.95
AT23x10-10	6PR	57-5625	90.95	XL27x12-12	6PR	57-5657	154.95
AT24x11-10	6PR	57-5628	96.95	XL28x10-12	6PR	57-5659	156.95
AT25x11-10	6PR	57-5629	105.95	XL28x12-12	6PR	57-5660	161.95
AT23x8-11	6PR	57-5635	80.95	XXL30x10-12	6PR	57-5669	172.95
AT24x8-11	6PR	57-5637	83.95	XXL30x12-12	6PR	57-5600	190.95
AT24x9-11	6PR	57-5638	90.95	XL27x10-14	6PR	57-5601	127.95
AT24x10-11	6PR	57-5639	96.95	XL27x12-14	6PR	57-5602	132.95
AT25x8-11	6PR	57-5643	97.95	XL28x10-14	6PR	57-5613	130.95
AT25x10-11	6PR	57-5644	103.95	XL28x12-14	6PR	57-5614	140.95
XL25x12-11	6PR	57-5647	134.95	XXL30x10-14	6PR	57-5603	179.95
AT24x8-12	6PR	57-5645	88.95	XXL30x12-14	6PR	57-5604	200.95
AT25x8-12	6PR	57-5648	81.95				
XL25x8-12	6PR	57-5651	98.95				
AT25x10-12	6PR	57-5649	96.95				

Series	Tread height
SP	1/2"
AT	3/4"
XL	1-1/8"
XXL	1-5/16"



AT 489 M/S

- Combines traction, good shock absorption and excellent stability
- A direct replacement for many OEM tires
- Front tread pattern gives great forward traction and braking while still offering great turning traction
- Tread pattern is designed to provide forward drive in varying terrain
- Tire carcass is a heavy 3 ply to help prevent flats

Size	WPS#	List	Size	WPS#	List
REAR			FRONT		
22x11-10	87-3070	\$146.95	23x7-10	87-3050	\$129.95
23x10-10	87-3071	149.95	23x8-10	87-3051	116.95
24x11-10	87-3072	154.95	23x8-11	87-3052	149.95
25x11-10	87-3074	169.95	24x8-11	87-3053	165.95
24x9-11	87-3075	162.95	23x8-12	87-3054	136.95
24x10-11	87-3076	172.95	24x8-12	87-3055	142.95
23x10-12	87-3077	154.95	24x9-12	87-3056	146.95
24x11-12	87-3078	162.95	25x8-12	87-3057	145.95
25x10-12	87-3079	159.95			
25x11-12	87-3080	180.95			
26x10-12	87-3081	163.95			



ALL TRAIL

- Industry's first purpose built hard surface application ATV tire
- Extended wear tread compound offers an extremely smooth ride and longer wear
- Ideal for both hard and longer wear

Size	Ply	WPS#	List
22x11-10	4PR	57-5106	\$135.95
23x8-12	4PR	57-5116	137.95
25x8-12	4PR	59-6227	138.95
23x10.5-12	4PR	57-5115	140.95
25x9-12	4PR	59-6290	145.95
25 x10.5-12	4PR	59-6228	165.95

STREET

V-TWIN

OFFROAD

ATV / UTV

TUBES / ACCESSORIES

TRAILER

TOOLS / REPAIR

PROMOTIONAL

REFERENCE

INDEX



STREET

V-TWIN

OFFROAD

ATV / UTV

TUBES / ACCESSORIES

TRAILER

TOOLS / REPAIR

PROMOTIONAL

REFERENCE

INDEX

TERRACROSS R/T XD

- Utilizes radial construction for an ultra-smooth ride, significantly enhancing operator comfort and confidence on hard-pack surfaces
- Unique inter-locking tread pattern and wide foot print for exceptional traction
- Wrap-around shoulder lug design provides excellent sidewall protection and grip when navigating rutted or rocky trails
- 6-ply construction provides unmatched durability



Size	Ply	WPS#	List
FRONT			
25x8-12	6	59-60424	\$132.95
26x9-12	6	59-60475	138.95
26x8-14	6	59-60420	153.95
26x9-14	6	59-60411	158.95
REAR			
25x10-12	6	59-60423	\$139.95
26x11-12	6	59-60476	151.95
26x10R-14	6	59-60483	167.95
26x11-14	6	59-60412	176.95



- Industry's first extreme terrain radial tire
- Super aggressive tread design features deep, angled, grooved lugs to achieve an exceptional level of traction
- Light in weight yet still 6-ply tough



Size	Ply	WPS#	List
25x8-12	6PR	57-5667	\$142.95
25x10-12	6PR	57-5668	158.95
26x9-12	6PR	57-5661	147.95
26x11-12	6PR	57-5662	161.95
27x9-12	6PR	57-5663	155.95
27x11-12	6PR	57-5664	169.95
27x9-14	6PR	57-5665	173.95
27x11-14	6PR	57-5666	194.95

TURF TAMER CLASSIC

- 2-ply carcass
- Proven dimpled knob design and an advanced tread compound delivers exceptional traction and long life
- Pre-grooving adds an extra degree of performance on loose, loamy track surfaces



Size	Model	WPS#	List
18x10-8	Classic MX	59-60511	\$92.95



HOLESHOT MXR6

- Reinforced carcass minimizes stretching while maintaining a high profile, providing a consistent feel and performance
- Carcass allows for lower tire pressures, enhancing control as well as ride comfort
- Longer wearing tread compound-more motos per tire
- The ideal choice for loose track surfaces

Size	Ply	WPS#	List
FRONT			
20x6-10	2-ply	59-6282	\$95.95
REAR			
18x10-8	2-ply	59-6283	\$106.95
18x10-9	2-ply	59-6284	105.95



QUAD CROSS MX PRO LITE

- A pound lighter in front and two pounds lighter in back than the previous QuadCross MX PRO model - a monumental difference considering the standard tire was already one of the lightest on the market
- The QuadCross MX PRO Lite also features a new 2-ply carcass utilizing a sidewall apex design that stiffens the sidewall during side loads without compromising ride quality. Acceleration, braking, cornering and overall balance and feel have all benefited from this new carcass
- A tried-and-true tread pattern, especially on hard-packed track surfaces
- The rear QuadCross MX PRO Lite comes with an all-new rubber compound as well, a high-tech formulation that offers superior grip while still delivering extended wear characteristics. This is not just a softer tire that hooks up well for three laps and is then ready for the dumpster! This is a pro-level tire now being made accessible to all racers

Size	WPS#	List
REAR		
18x10-8	59-60533	\$105.00



HOLESHOT GNCC

- Front offers a more rounded profile and angled knob pattern for precise steering
- Rear tire utilizes a more open tread pattern and split knob design that provides exceptional straight-line grip, balanced cornering and unbeatable clean out
- 6-ply construction provides unmatched durability

Size	Ply	WPS#	List
FRONT			
21x7-10	6-ply	59-2029	\$118.95
REAR			
20x10-9	6-ply	59-2025	\$139.95

STREET

V-TWIN

OFFROAD

ATV / UTV

TUBES / ACCESSORIES

TRAILER

TOOLS / REPAIR

PROMOTIONAL

REFERENCE

INDEX



HOLESHOT H-D

- Larger and wider spaced lugs provide a whole new level of traction
- Completely re-engineered to handle the most extreme trail conditions possible
- Stepped shoulder knob design offers additional degree of side bite and rut control
- Special focus on the sidewall has resulted in unmatched puncture resistance



Size	Ply	WPS#	List
FRONT			
22x7-10	6-ply	59-6272	\$115.95
REAR			
20x11-9	6-ply	59-6269	\$143.95

HOLESHOT

- Original Holeshot tire - the one that started it all and is one of the most copied ATV tires ever
- Patented split-knob design makes this one of the best performing knobbies around
- Features special rim guard to protect wheel and help prevent air loss
- Competitively priced to be best performance ATV tire value available



Size	Ply	WPS#	List
FRONT			
21x7-10	2 Ply	59-6246	\$86.95
REAR			
16x6.50-8	2 Ply	59-6249	\$56.95
18x6.50-8	2 Ply	59-6242	58.95
20x11-8	4 Ply	59-6260	102.95
20x11-9	4 Ply	59-6261	102.95
20x11-10	4 Ply	59-6262	106.95

TURF TIRE

- Ideal for lawn and garden care, golf course maintenance, park management and much more
- Wide tread design provides a sure grip and is gentle on delicate surfaces
- Rear tires feature a tough 4-ply construction for long life and greater puncture resistance
- 2-ply front tire available for light action steering



Size	WPS#	List
REAR		
20x10.0-10	59-6275	\$168.95
23x10.5-12	59-6279	178.95

STREET

V-TWIN

OFFROAD

ATV / UTV

TUBES / ACCESSORIES

TRAILER

TOOLS / REPAIR

PROMOTIONAL

REFERENCE

INDEX



HOLESHOT XC

- Dollar for dollar the single best handling improvement you can make on any sport ATV
- The most puncture resistant tire on the market today
- Features special rim guard to protect wheel and help prevent air loss
- 10 time winner of the AMA GNCC Series & '98-01 Baja 1000 winner

Size	Ply	WPS#	List
FRONT			
22x7-10	4 ply	59-6247	\$100.95
REAR			
20x11-9	6 ply	59-6263	\$124.95



HOLESHOT XCT

- Tallest Holeshot sport tire ever built - increases ground clearance for trail obstacles and ruts
- Extremely puncture resistant due to heavy-duty sidewall
- 2002 & 2003 Baja 1000 Champion - The choice for Team Honda's winning debut of the TRX450 in '03

Size	Ply	WPS#	List
FRONT			
23x7-10	4 ply	59-6253	\$93.95
REAR			
22x11-9	6 ply	59-6256	\$138.95
22x11-10	6 ply	59-6257	138.95



HOLESHOT XCR

- Ideal for today's 4-stroke sport machines
- 2003 GNCC Pro Production Championship winning tire
- Narrower, lighter and lower profile than the XCT/XC models
- Special angled shoulder knob design provides increased side bite for faster, more controllable cornering

Size	Ply	WPS#	List
FRONT			
21x7-10	6 ply	59-6288	\$104.95
REAR			
20x11-9	6 ply	59-6286	\$134.95

STREET

V-TWIN

OFFROAD

ATV / UTV

TUBES / ACCESSORIES

TRAILER

TOOLS / REPAIR

PROMOTIONAL

REFERENCE

INDEX



STREET

V-TWIN

OFFROAD

ATV / UTV

TUBES / ACCESSORIES

TRAILER

TOOLS / REPAIR

PROMOTIONAL

REFERENCE

INDEX

SAND STAR

- The absolute latest in sand tire technology
- Extremely lightweight yet durable carcass uses a special rubber compound that delivers an ideal level of flotation, flexibility and cornering capability
- Front Sand Star features a patent-pending "dual rib" design for unmatched steering control
- Rear Sand Star uses eight 30mm main paddles as well as eight "mini-scoops." This patent pending design creates much quicker hook-up and acceleration than anything on the market today
- Molded-in logos and a bold sidewall hot patch logo shout "cool!"

Size	Ply	Wps#	List
FRONT TIRES			
19x6-10	2	57-5676	\$69.95
21x7-10	2	57-5670	81.95
26x9-12	2	57-5691	124.95
22x8-10	2	57-5671	81.95
REAR TIRES			
18x9.50-8	2	57-5677L	\$93.95
18x9.50-8	2	57-5677R	93.95
20x11-8	2	57-5672L	109.95
20x11-8	2	57-5672R	109.95
20x11-9	2	57-5675L	111.95
20x11-9	2	57-5675R	111.95
20x11-10	2	57-5673L	111.95
20x11-10	2	57-5673R	111.95
22x11-10	2	57-5674L	124.95
22x11-10	2	57-5674R	124.95
26x11-12	2	57-5692L	144.95
26x11-12	2	57-5692R	144.95



DUNE STAR

- 26-inch size is ideal for side-by-side UTV and 4x4 ATV applications
- Aggressive, reinforced, dual-depth paddles provide excellent sand traction
- Delivers big-time straight-line bite that will get you up and over that sand hill quicker than ever before
- Light weight
- Exceptional flotation and superb ride due to a super-flexible carcass
- New front Dune Star provides light, accurate steering and a comfortable ride

Size	Ply	WPS#	List
FRONT			
26x9-12	2	57-5690	\$124.95
REAR			
26x10-12	2	57-5679	\$144.95





BIGHORN

- The Maxxis Bighorn is a legend in the ATV and UTV community
- Radial construction offers a significantly smoother ride over rough trails
- Extra lugs on the shoulder protect the tire's sidewall and rim
- Raised white lettering on one side
- Tire is suitable for desert, dirt and rock applications

Size	Ply	WPS#	List	Size	Ply	WPS#	List
25x8R-12	6pr	577-0171	\$187.00	26X11R-14	6pr	577-0179	227.00
25X10R-12	6pr	577-0177	202.00	27X9R-12	6pr	577-0173	215.00
26x9R-12	6pr	577-0172	200.00	27x12R-12	6pr	577-0180	233.00
26X12R-12	6pr	577-0178	209.00	28x10R-14	6pr	577-0181	229.00
26X9R-14	6pr	577-0174	216.00	29x11R-14	6pr	577-0182	236.00
29X9R-14	6pr	577-0175 *	221.00	30x10R-14	6pr	577-0183	246.00

*This size does not include raised white lettering



BIGHORN 2.0

- All the traction of the original Bighorn in a lighter-weight package.
- Radial construction offers a significantly smoother ride over rough trails
- Tire suitable for hard-pack, intermediate, soft terrain & sand applications
- Durable 6-ply rating construction

Size	Ply	WPS#	List	Size	Ply	WPS#	List
25x8R-12	6pr	577-0192	\$163.00	27x11R-14	6pr	577-0206	197.00
25x10R-12	6pr	577-0198	172.00	28x9R-14	6pr	577-0195	197.00
26x9R-12	6pr	577-0193	172.00	28x11R-14	6pr	577-0202	202.00
26x11R-12	6pr	577-0199	182.00	29x9R-14	6pr	577-0196	219.00
26x9R-14	6pr	577-0194	182.00	27x11R-14	6pr	577-0205	233.00
26x11R-14	6pr	577-0201	192.00	30x10R-14	6pr	577-0204	243.00
27x9R-14	6pr	577-0203	190.00				



BIGHORN 3.0

- Based on the legendary Bighorn and Bighorn 2.0 the Bighorn 3.0 features a 6-Ply rated radial construction with maneuverability and durability. It boasts tremendous grip and smooth ride with a large contact patch.
- Radial construction provides a plush feel and a large contact patch for the ultimate ride
- Front and Rear specific

Size	Ply	WPS#	List
26x9R-12	6pr	577-0352	\$174.00
26x9R-14	6pr	577-0354	203.00
26x11R-12	6pr	577-0353	184.00
27x9R-14	6pr	577-0355	212.00
27x11R-14	6pr	577-0356	224.00
29x9R-14	6pr	577-0351	225.00
29x11R-14	6pr	577-0350	240.00

STREET

V-TWIN

OFFROAD

ATV / UTV

TUBES / ACCESSORIES

TRAILER

TOOLS / REPAIR

PROMOTIONAL

REFERENCE

INDEX



CARNIVORE

- A true light truck inspired tire, engineered for performance in extreme (west coast) terrain. 8-Ply radial carcass and a tread design that allows for ultimate control on and off-road, the Carnivore has the superb tread wear you expect from a Maxxis tire. This tire also features a specialized rubber compound for excellent traction on rocks, roots and desert terrain. Eight-ply radial construction lets the Carnivore withstand the heavier loads and high speeds of your largest SxS machines.
- 8-Ply radial construction
- Specialized rubber compound for supreme traction and control
- Superb tread wear
- Excellent for extreme terrain

Size	Ply	WPS#	List
28x10R-14	8pr	577-0240	\$229.00
29x9.5R-15	8pr	577-0241	241.00
30x10R-14	8pr	577-0242	249.00
32x10R-14	8pr	577-0243	259.00
32x10R-15	8pr	577-0244	256.00



LIBERTY

- The Liberty is engineered for performance to give you and your side-by-side freedom in a variety of terrains.
- ML3
- Exceeds DOT Test Standards
- 8-Ply Radial Construction
- Specialized Rubber Compound for Supreme Traction and Control
- Excellent Tread Wear

Size	Ply	WPS#	List
28x10R-14	8pr	577-0224	\$242.00
29x9.5R-15	8pr	577-0220	231.00
30x10R-14	8pr	577-0222	246.00
32x10R-14	8pr	577-0223	251.00
32x10R-18	8pr	577-0225	261.00



CEROS

- An excellent choice for hardpack short-course or cross country side-by-side racing.
- UTV and side-by-side-specific 6-ply rated tire, suitable for high operating pressures
- Excellent traction and stability on hardpack or loose-over-hard conditions
- Great for short-course UTV racing as well as high-speed desert riding

Size	Ply	WPS#	List
26x9R-12	6pr	577-0272	\$163.00
26x9R-14	6pr	577-0273	172.00
26x11R-12	6pr	577-0279	178.00
26x11R-14	6pr	577-0280	187.00



STREET

V-TWIN

OFFROAD

ATV / UTV

TUBES / ACCESSORIES

TRAILER

TOOLS / REPAIR

PROMOTIONAL

REFERENCE

INDEX



ZILLA

- The 'Zilla is popular for its lightweight, mud-slinging tread pattern that also provides a smooth ride.
- Extremely lightweight design provides quicker acceleration and mudslinging traction with great braking power
- Nearly continuous center tread for smoother ride on trails
- Predictable high-speed performance
- Durable 6-ply rating

Size	Ply	WPS#	List	Size	Ply	WPS#	List
25x8-12	6pr	577-0303	\$104.00	27x10-14	6pr	577-0307	153.00
25x10-12	6pr	577-0318	118.00	27x12x14	6pr	577-0327	167.00
26x9-12	6pr	577-0305	128.00	28x10-12	6pr	577-0309	163.00
26x11-12	6pr	577-0320	142.00	28x9-14	6pr	577-0310	157.00
27x9-12	6pr	577-0308	138.00	28x11-14	6pr	577-0324	172.00
27x11-12	6pr	577-0322	153.00	30x9-14	6pr	577-0311	178.00
				30x11-14	6pr	577-0326	197.00



MUDZILLA

- The ultimate mud tire for the most extreme conditions.
- Tires feature raised outline white lettering on both sides.
- Massive tread bars give your ATV maximum traction in mud
- Specifically designed tread pattern constructed to flex more in mud-accumulating areas
- Tire offers rim guard for maximum wheel protection

Size	Ply	WPS#	List
27x9-12	6pr	577-0334	\$182.00
27x12-12	6pr	577-0335	214.00
28x10-12	6pr	577-0337	218.00
30x9-14	6pr	577-0339	240.00
30x11-14	6pr	577-0340	251.00



MAXXZILLA

- Complex angle arrangement and stepped 3D pattern provide superb mud traction
- Deep lugs offer outstanding control and braking
- Special cone knob design helps expel mud
- Under-groove pattern improves puncture resistance

Size	Ply	WPS#	List
27x9-12	6	577-0390	\$212.00
27x11-12	6	577-0391	228.00
28x9-14	6	577-0392	234.00
28x11-14	6	577-0393	246.00

STREET

V-TWIN

OFFROAD

ATV / UTV

TUBES / ACCESSORIES

TRAILER

TOOLS / REPAIR

PROMOTIONAL

REFERENCE

INDEX



STREET

V-TWIN

OFFROAD

ATV / UTV

TUBES / ACCESSORIES

TRAILER

TOOLS / REPAIR

PROMOTIONAL

REFERENCE

INDEX

MAXXZILLA PLUS

- The Maxxzilla Plus features an even more aggressive tread design with deeper lugs to power through the thickest mud.
- Long pitches and big block design increase traction performance in muddy terrain
- Special cone knob design helps expel mud

Size	Ply	WPS#	List
32x10-14	6	577-0398	\$287.00



RAMPAGE TIRE

- 8-ply-rated radial construction
- Exceptional tread wear
- Specialized rubber compound for supreme traction and control
- Light truck-based design
- Aggressive all-terrain tread pattern

Size	Ply	WPS#	List
30x10R-14	8pr	577-0370	\$265.00



ROXXZILLA

- 8-ply-rated radial construction
- Soft rock crawling tread compound
- High void-ratio in center and two layers on shoulder improve grip and puncture resistance
- High multi-layer sidewall design enhances sidewall traction for rock crawling

Size	Ply	WPS#	List
30x10R-14	8pr	577-0380	\$280.00



RAZR

- A versatile motocross tread pattern available in racing compounds provides predictable all-around performance on the track.
- Rounded shoulder knobs offer the rider predictable sliding characteristics
- Compound is formulated specifically for ATV MX racing applications
- Maxxis' proprietary #397 soft compound is designed for optimal traction in hardpack

Size	Ply	WPS#	List
FRONT			
21x7-10	4pr	577-0001	\$108.00
23x7-10	6pr	577-0007	133.00
REAR			
20x11-9	4pr	577-0010	\$128.00
22x11-9	6pr	577-0014	172.00





RAZR 2

- Take Razr performance and spice it up with a slightly deeper tread depth and more durable construction, and you have a winner in rugged conditions.
- Aggressive tread pattern for enhanced cornering ability
- Increased lug depth offers increased skid and traction control for loose cross country or desert conditions
- Raised yellow lettering on the sidewall

Size	Ply	WPS#	List
FRONT			
21x7-10	6pr	577-0030	\$148.00
22x7-10	6pr	577-0031	153.00
REAR			
20x11-9	6pr	577-0034	\$167.00



RAZR MX

- A versatile motocross tread pattern available in racing compounds provides predictable all-around performance on the track.
- Rounded shoulder knobs offer the rider predictable sliding characteristics
- Compound is formulated specifically for ATV MX racing applications

Size	Ply	WPS#	List
FRONT			
20x6-10	4pr	577-0081	\$119.00
REAR			
18x10-8	2pr	577-0084	\$117.00



RAZR CROSS

- National champions and top amateurs alike have proven the Razr Cross is the tire of choice for holeshotting traction and precise steering.
- Developed by Maxxis specifically for hardcore ATV MX riders
- Ideal tire choice for intermediate track conditions
- Angled tread knobs on rear tire offer excellent traction while allowing controlled slides for cornering
- Front tire combines aggressive center line tread with angled outer knobs for precise steering, straight-line stability and improved braking
- Tread design provides the ability to customize knob configuration for individual track conditions

Size	Ply	WPS#	List
FRONT			
20x6-10	4pr	577-0091	\$111.00
REAR			
18x10-8	4pr	577-0093	\$125.00

STREET

V-TWIN

OFFROAD

ATV / UTV

TUBES / ACCESSORIES

TRAILER

TOOLS / REPAIR

PROMOTIONAL

REFERENCE

INDEX

SEDONA

T I R E A N D W H E E L

STREET

V-TWIN

OFFROAD

ATV / UTV

TUBES / ACCESSORIES

TRAILER

TOOLS / REPAIR

PROMOTIONAL

REFERENCE

INDEX



WPS CUSTOM WHEEL KITS

1-866-wps-kits(977-5487)

NOW AT WPSORDERS.COM or Call WPS Kits Hotline 1-866-wps-kits(977-5487):
Build your own wheel and tire kits with combinations from any manufacturer that WPS carries, including bead locks

1 DETERMINE YOUR VEHICLES OEM SPECIFICATIONS

You will need to know the bolt pattern, wheel diameter and the size of tire.
If you don't know, use our database to look it up.

2 PICK YOUR TIRE

Pick any tire from any of the Brands WPS carries.



3 PICK YOUR WHEEL

Pick any wheel from any of the Brands WPS carries.



4 DIAL 1-866-WPS-KITS(977-5487) TO PLACE YOUR ORDER FOR YOUR WHEEL AND TIRE KIT.



STREET

V-TWIN

OFFROAD

ATV / UTV

TUBES / ACCESSORIES

TRAILER

TOOLS / REPAIR

PROMOTIONAL

REFERENCE

INDEX



- Constructed of Hi-Grade aluminum
- Ultra strong and lightweight
- Dual drilled beadlock ring
- Inset valve stem location
- Caps included
- Available in 12,14 and 15" inch sizes for today's larger ATV and UTVs

CHOPPER MACHINED

HOLLOW POINT

RIOT

Also Available in Solid Black



RUKUS

SPARX

SPYDER



STORM BEADLOCK

STORM



SPLIT 6 BEADLOCK

SPLIT 6 BRONZE BEADLOCK



STREET

V-TWIN

OFFROAD

ATV / UTV

TUBES / ACCESSORIES

TRAILER

TOOLS / REPAIR

PROMOTIONAL

REFERENCE

INDEX



CHOPPER MACHINED



HOLLOW POINT



RIOT



RUKUS

Application	Year	Wheel		Offset	Bolt Pattern	Size	WPS#	List	Lug Nut (Box of 16)
ARCTIC CAT									
400i/500i/650i 2x4/4x4	'02-16	Badlands	F/R	5+2	4/115 12mm Tapered	12x7	570-1182	\$97.95	57-94121
700i/1000 2x4/4x4	'02-16		F/R	5+2	4/115 12mm Tapered	14x7	570-1188	122.95	57-94121
Prowler	'06-16		F/R	5+2	4/115 12mm Tapered	15x7	570-1194	145.95	57-94121
Wildcat	'12-16	Badlands Machined	F/R	5+2	4/115 12mm Tapered	12x7	570-1202	97.95	57-94121
			F/R	5+2	4/115 12mm Tapered	14x7	570-1208	122.95	57-94121
		Riot	F/R	5+2	4/115 12mm Tapered	15x7	570-1214	145.95	57-94121
			F/R	5+2	4/115 12mm Tapered	12x7	570-1252	99.95	57-94121
			F/R	5+2	4/115 12mm Tapered	14x7	570-1260	127.95	57-94121
		Rukus	F/R	5+2	4/115 12mm Tapered	15x7	570-1266	151.95	57-94121
			F/R	5+2	4/115 12mm Tapered	14x7	570-1271	146.95	57-94121
		Split 6 Beadlock	F/R	5+2	4/115 12mm Tapered	14x7	570-1241	149.95	57-94121
			Rear	5+5	4/115 12mm Tapered	14x10	570-1247	183.95	57-94121
		Spyder	F/R	5+2	4/115 12mm Tapered	12x7	570-1142	97.95	57-94121
			F/R	5+2	4/115 12mm Tapered	14x7	570-1151	122.95	57-94121
		Storm	F/R	5+2	4/115 12mm Tapered	12x7	570-1162	97.95	57-94121
			F/R	5+2	4/115 12mm Tapered	14x7	570-1168	122.95	57-94121
		Viper	F/R	5+2	4/115 12mm Tapered	12x7	570-1222	97.95	57-94121
			F/R	5+2	4/115 12mm Tapered	14x7	570-1229	122.95	57-94121
		CAN-AM/BOMBARDIER							
Outlander 330/400/450/500/570/650/800/850/1000	'03-16	Badlands	F/R	5+2	4/137 12mm Tapered	12x7	570-1198	\$97.95	57-94121
Renegade 500/570/800/850/1000	'07-16		F/R	5+2	4/137 12mm Tapered	14x7	570-1199	122.95	57-94121
			F/R	5+2	4/137 10mm Flat	15x7	570-1195	145.95	57-94122
Badlands Machined		F/R	5+2	4/137 12mm Tapered	15x7	570-1235	145.95	57-94121	
		F/R	5+2	4/137 10mm Flat	12x7	570-1203	97.95	57-94122	
		F/R	5+2	4/137 12mm Tapered	12x7	570-1218	97.95	57-94121	
		F/R	5+2	4/137 12mm Tapered	14x7	570-1219	122.95	57-94121	
		F/R	5+2	4/137 10mm Flat	15x7	570-1215	145.95	57-94122	
		F/R	5+2	4/137 12mm Tapered	14x7	570-1291	129.95	57-94121	
Chopper Black		F/R	5+2	4/137 12mm Tapered	14x7	570-1281	129.95	57-94121	
Hollow Point		F/R	4+4	4/137 12mm Tapered	14x8	570-1331	144.95	57-94121	
Riot		F/R	5+2	4/137 12mm Tapered	12x7	570-1255	99.95	57-94121	
		F/R	5+2	4/137 12mm Tapered	14x7	570-1261	127.95	57-94121	
		F/R	5+2	4/137 12mm Tapered	15x7	570-1267	151.95	57-94121	
Rukus		F/R	5+2	4/137 12mm Tapered	14x7	570-1272	146.95	57-94121	
Sparx		F/R	5+2	4/137 12mm Tapered	14x7	570-1302	129.95	57-94121	
		F/R	6+1	4/137 12mm Tapered	14x7	570-1305	144.95	57-94121	
		F/R	5+2	4/137 12mm Tapered	15x7	570-1308	153.95	57-94121	
Split 6 Beadlock		F/R	5+2	4/137 12mm Tapered	14x7	570-1242	149.95	57-94121	
Split 6 Beadlock Bronze		F/R	5+2	4/137 12mm Tapered	14x7	570-1342	149.95	57-94121	
Spyder		F/R	5+2	4/137 12mm Tapered	12x7	570-1147	97.95	57-94121	
		F/R	5+2	4/137 12mm Tapered	14x7	570-1155	122.95	57-94121	
Storm		F/R	5+2	4/137 12mm Tapered	12x7	570-1159	97.95	57-94121	
		F/R	5+2	4/137 12mm Tapered	14x7	570-1172	122.95	57-94121	
Storm Beadlock		F/R	5+2	4/137 12mm Tapered	14x7	570-1178	169.95	57-94121	
Viper		F/R	5+2	4/137 10mm Flat	12x7	570-1223	97.95	57-94122	
		F/R	5+2	4/137 12mm Tapered	12x7	570-1233	97.95	57-94121	
		F/R	5+2	4/137 10mm Flat	14x7	570-1232	122.95	57-94122	
		F/R	5+2	4/137 12mm Tapered	14x7	570-1234	122.95	57-94121	
		F/R	5+2	4/110 12mm Tapered	14x7	570-1212	122.95	57-94121	
Traxter 4x4 Quest 650	'99-06 '01-06	Badlands Machined	Rear	2+5	4/110 12mm Tapered	14x7	570-1212	122.95	57-94121
			Riot	Front	5+2	4/110 12mm Tapered	12x7	570-1250	99.95
		Sparx	Rear	2+5	4/110 12mm Tapered	12x7	570-1251	99.95	57-94121
			Front	5+2	4/110 12mm Tapered	14x7	570-1258	127.95	57-94121
			Rear	2+5	4/110 12mm Tapered	14x7	570-1259	127.95	57-94121
			Front	5+2	4/110 12mm Tapered	14x7	570-1300	129.95	57-94121
		Spyder	Rear	2+5	4/110 12mm Tapered	14x7	570-1301	129.95	57-94121
			Front	5+2	4/110 12mm Tapered	12x7	570-1140	97.95	57-94121
		Storm	Rear	2+5	4/110 12mm Tapered	12x7	570-1141	97.95	57-94121
			Front	5+2	4/110 12mm Tapered	12x7	570-1160	97.95	57-94121
Rear	2+5	4/110 12mm Tapered	12x7	570-1161	97.95	57-94121			

STREET
V-TWIN
OFFROAD
ATV / UTV
TUBES / ACCESSORIES
TRAILER
TOOLS / REPAIR
PROMOTIONAL
REFERENCE
INDEX



SPARX



SPLIT 6 BEADLOCK



SPYDER



STORM

Application	Year	Wheel		Offset	Bolt Pattern	Size	WPS#	List	Lug Nut (Box of 16)
CAN-AM/BOMBARDIER (CONT'D...)									
Commander 800R / 1000	'11-16	Badlands	F/R	5+2	4/137 12mm Tapered	14x7	570-1199	122.95	57-94121
Maverick/Max	'13-16		F/R	5+2	4/137 10mm Flat	15x7	570-1195	145.95	57-94122
Defender /XT	'16		F/R	5+2	4/137 12mm Tapered	15x7	570-1235	145.95	57-94121
		Badlands Machined	F/R	5+2	4/137 12mm Tapered	14x7	570-1219	122.95	57-94121
			F/R	5+2	4/137 10mm Flat	15x7	570-1215	145.95	57-94122
		Chopper Black	F/R	5+2	4/137 12mm Tapered	14x7	570-1291	129.95	57-94121
		Chopper Machined	F/R	5+2	4/137 12mm Tapered	14x7	570-1281	129.95	57-94121
		Hollow Point	F/R	4+4	4/137 12mm Tapered	14x8	570-1331	144.95	57-94121
			Rear	5+5	4/137 12mm Tapered	14x10	570-1334	153.95	57-94121
		Riot	F/R	5+2	4/137 12mm Tapered	41x7	570-1261	127.95	57-94121
			F/R	5+2	4/137 12mm Tapered	15x7	570-1267	151.95	57-94121
		Rukus	F/R	5+2	4/137 12mm Tapered	14x7	570-1272	146.95	57-94121
		Sparx	F/R	5+2	4/137 12mm Tapered	14x7	570-1302	129.95	57-94121
			F/R	6+1	4/137 12mm Tapered	14x7	570-1305	144.95	57-94121
			F/R	5+5	4/137 12mm Tapered	15x7	570-1308	153.95	57-94121
		Split 6 Beadlock	F/R	5+2	4/137 12mm Tapered	14x7	570-1242	149.95	57-94121
			Rear	5+5	4/137 12mm Tapered	14x10	570-1248	183.95	57-94121
		Split 6 Beadlock Bronze	F/R	5+2	4/137 12mm Tapered	14x7	570-1342	149.95	57-94121
			Rear	5+5	4/137 12mm Tapered	14x10	570-1348	183.95	57-94121
		Spyder	F/R	5+2	4/137 12mm Tapered	14x7	570-1155	122.95	57-94121
		Storm	F/R	5+2	4/137 12mm Tapered	14x7	570-1172	122.95	57-94121
		Storm Beadlock	F/R	5+2	4/137 12mm Tapered	14x7	570-1178	169.95	57-94121
		Viper	F/R	5+2	4/137 10mm Flat	14x7	570-1232	122.95	57-94122
			F/R	5+2	4/137 12mm Tapered	14x7	570-1234	122.95	57-94121
X3	'17-18	Badlands	F/R	5+2	4/137 12mm Tapered	12x7	570-1198	97.95	57-94129
		Badlands Machined	F/R	5+2	4/137 12mm Tapered	14x7	570-1219	122.95	57-94129
		Chopper Black	F/R	5+2	4/137 12mm Tapered	14x7	570-1291	129.95	57-94129
		Chopper Machined	F/R	5+2	4/137 12mm Tapered	14x7	570-1281	129.95	57-94129
		Hollow Point	F/R	4+4	4/137 12mm Tapered	14x8	570-1331	144.95	57-94129
			Rear	5+5	4/137 12mm Tapered	14x10	570-1334	153.95	57-94129
		Riot	F/R	5+2	4/137 12mm Tapered	14x7	570-1261	127.95	57-94129
			F/R	5+2	4/137 12mm Tapered	15x7	570-1267	151.95	57-94129
		Rukus	F/R	5+2	4/137 12mm Tapered	14x7	570-1272	146.95	57-94129
		Sparx	F/R	5+2	4/137 12mm Tapered	14x7	570-1302	129.95	57-94129
			F/R	6+1	4/137 12mm Tapered	14x7	570-1305	144.95	57-94129
			F/R	5+5	4/137 12mm Tapered	15x7	570-1308	153.95	57-94129
		Split 6 Beadlock	F/R	5+2	4/137 12mm Tapered	14x7	570-1242	149.95	57-94129
			Rear	5+5	4/137 12mm Tapered	14x10	570-1248	183.95	57-94129
		Split 6 Beadlock Bronze	F/R	5+2	4/137 12mm Tapered	14x7	570-1342	149.95	57-94129
			Rear	5+5	4/137 12mm Tapered	14x10	570-1348	183.95	57-94129
		Storm Beadlock	F/R	5+2	4/137 12mm Tapered	14x7	570-1178	169.95	57-94129
		Viper	F/R	5+2	4/137 12mm Tapered	14x7	570-1234	122.95	57-94129
HONDA									
TRX 350 Rancher S-ES 4x4	'00-06	Badlands Machined	Rear	2+5	4/110 12mm Tapered	14x7	570-1212	\$122.95	57-94121
TRX 400/420 Rancher 4x4 (Straight-Axle)	'04-16	Riot	Front	5+2	4/110 12mm Tapered	12x7	570-1250	99.95	57-94121
TRX 400 Foreman 4x4	'96-06		Rear	2+5	4/110 12mm Tapered	12x7	570-1251	99.95	57-94121
TRX 450/500 Foreman S-ES 4x4	'98-16		Front	5+2	4/110 12mm Tapered	14x7	570-1258	127.95	57-94121
TRX 500 Rubicon 4x4	'01-14		Rear	2+5	4/110 12mm Tapered	14x7	570-1259	127.95	57-94121
		Sparx	Front	5+2	4/110 12mm Tapered	14x7	570-1300	129.95	57-94121
			Rear	2+5	4/110 12mm Tapered	14x7	570-1301	129.95	57-94121
		Spyder	Front	5+2	4/110 12mm Tapered	12x7	570-1140	97.95	57-94121
			Rear	2+5	4/110 12mm Tapered	12x7	570-1141	97.95	57-94121
		Storm	Front	5+2	4/110 12mm Tapered	12x7	570-1160	97.95	57-94121
			Rear	2+5	4/110 12mm Tapered	12x7	570-1161	97.95	57-94121



STORM BEADLOCK



SPLIT 6 BRONZE BEADLOCK



CHOPPER MACHINED



HOLLOW POINT

Application	Year	Wheel		Offset	Bolt Pattern	Size	WPS#	List	Lug Nut (Box of 16)
HONDA (CONT'D...)									
TRX 420 Rancher AT (IRS)	'09-14	Badlands	F/R	5+2	4/110 12mm Tapered	15x7	570-1193	145.95	57-94121
TRX 650/700 Rincon 4x4	'02-16	Badlands Machined	F/R	5+2	4/110 12mm Tapered	15x7	570-1213	145.95	57-94121
TRX 500 Rubicon 4x4	'15-16	Chopper Black	F/R	5+2	4/110 12mm Tapered	14x7	570-1290	129.95	57-94121
		Chopper Machined	F/R	5+2	4/110 12mm Tapered	14x7	570-1280	129.95	57-94121
		Hollow Point	F/R	4+4	4/110 12mm Tapered	14x8	570-1330	144.95	57-94121
		Riot	F/R	5+2	4/110 12mm Tapered	12x7	570-1250	99.95	57-94121
			F/R	5+2	4/110 12mm Tapered	14x7	570-1258	127.95	57-94121
			F/R	6+1	4/110 12mm Tapered	14x7	570-1257	127.95	57-94121
			F/R	5+2	4/110 12mm Tapered	15x7	570-1265	151.95	57-94121
		Rukus	F/R	5+2	4/110 12mm Tapered	14x7	570-1270	146.95	57-94121
			F/R	6+1	4/110 12mm Tapered	14x7	570-1274	146.95	57-94121
		Sparx	F/R	5+2	4/110 12mm Tapered	14x7	570-1300	129.95	57-94121
			F/R	6+1	4/110 12mm Tapered	14x7	570-1304	144.95	57-94121
			F/R	5+2	4/110 12mm Tapered	15x7	570-1307	153.95	57-94121
		Split 6 Beadlock	F/R	5+2	4/110 12mm Tapered	14x7	570-1240	149.95	57-94121
			F/R	6+1	4/110 12mm Tapered	14x7	570-1244	149.95	57-94121
		Split 6 Beadlock Bronze	F/R	5+2	4/110 12mm Tapered	14x7	570-1340	149.95	57-94121
			F/R	6+1	4/110 12mm Tapered	14x7	570-1344	149.95	57-94121
		Spyder	F/R	5+2	4/110 12mm Tapered	12x7	570-1140	97.95	57-94121
			F/R	5+2	4/110 12mm Tapered	14x7	570-1150	122.95	57-94121
		Storm	F/R	5+2	4/110 12mm Tapered	12x7	570-1160	97.95	57-94121
			F/R	5+2	4/110 12mm Tapered	14x7	570-1167	122.95	57-94121
		Storm Beadlock	F/R	5+2	4/110 12mm Tapered	14x7	570-1176	169.95	57-94121
Big Red MUV	'09-13	Badlands	F/R	5+2	4/110 12mm Tapered	15x7	570-1193	145.95	57-94129
	'14-15	Badlands Machined	F/R	5+2	4/110 12mm Tapered	15x7	570-1213	145.95	57-94129
Pioneer 500/700		Chopper Black	F/R	5+2	4/110 12mm Tapered	14x7	570-1290	129.95	57-94129
		Chopper Machined	F/R	5+2	4/110 12mm Tapered	14x7	570-1280	129.95	57-94129
		Hollow Point	F/R	4+4	4/110 12mm Tapered	14x8	570-1330	144.95	57-94129
		Riot	F/R	5+2	4/110 12mm Tapered	14x7	570-1258	127.95	57-94129
			F/R	6+1	4/110 12mm Tapered	14x7	570-1257	127.95	57-94129
			F/R	5+2	4/110 12mm Tapered	15x7	570-1265	151.95	57-94129
		Rukus	F/R	5+2	4/110 12mm Tapered	14x7	570-1270	146.95	57-94129
			F/R	6+1	4/110 12mm Tapered	14x7	570-1244	149.95	57-94129
		Sparx	F/R	5+2	4/110 12mm Tapered	14x7	570-1300	129.95	57-94129
			F/R	6+1	4/110 12mm Tapered	14x7	570-1304	144.95	57-94129
			F/R	5+2	4/110 12mm Tapered	15x7	570-1307	153.95	57-94129
		Split 6 Beadlock	F/R	5+2	4/110 12mm Tapered	14x7	570-1240	149.95	57-94129
			F/R	6+1	4/110 12mm Tapered	14x7	570-1244	149.95	57-94129
		Split 6 Beadlock Bronze	F/R	5+2	4/110 12mm Tapered	14x7	570-1340	149.95	57-94129
			F/R	6+1	4/110 12mm Tapered	14x7	570-1344	149.95	57-94129
		Spyder	F/R	5+2	4/110 12mm Tapered	14x7	570-1150	122.95	57-94129
		Storm	F/R	5+2	4/110 12mm Tapered	14x7	570-1167	122.95	57-94129
		Storm Beadlock	F/R	5+2	4/110 12mm Tapered	14x7	570-1176	169.95	57-94129
Pioneer 1000	'16-'17	Badlands	F/R	5+2	4/137 12mm Tapered	14x7	570-1199	122.95	57-94129
			F/R	5+2	4/137 12mm Tapered	15x7	570-1235	145.95	57-94129
		Badlands Machined	F/R	5+2	4/137 12mm Tapered	14x7	570-1219	122.95	57-94129
		Chopper Black	F/R	5+2	4/137 12mm Tapered	14x7	570-1291	129.95	57-94129
		Chopper Machined	F/R	5+2	4/137 12mm Tapered	14x7	570-1281	129.95	57-94129
		Hollow Point	F/R	4+4	4/137 12mm Tapered	14x8	570-1331	144.95	57-94129
			Rear	5+5	4/137 12mm Tapered	14x10	570-1334	153.95	57-94129
		Riot	F/R	5+2	4/137 12mm Tapered	14x7	570-1261	127.95	57-94129
			F/R	5+2	4/137 12mm Tapered	15x7	570-1267	151.95	57-94129
		Rukus	F/R	5+2	4/137 12mm Tapered	14x7	570-1272	146.95	57-94129
		Sparx	F/R	5+2	4/137 12mm Tapered	14x7	570-1302	129.95	57-94129
			F/R	6+1	4/137 12mm Tapered	14x7	570-1305	144.95	57-94129
			F/R	5+2	4/137 12mm Tapered	15x7	570-1308	153.95	57-94129
		Split 6 Beadlock	F/R	5+2	4/137 12mm Tapered	14x7	570-1242	149.95	57-94129
			Rear	5+5	4/137 12mm Tapered	14x10	570-1248	183.95	57-94129
		Split 6 Beadlock Bronze	F/R	5+2	4/137 12mm Tapered	14x7	570-1342	149.95	57-94129
			Rear	5+5	4/137 12mm Tapered	14x10	570-1348	183.95	57-94129
		Storm Beadlock	F/R	5+2	4/137 12mm Tapered	14x7	570-1178	169.95	57-94129

STREET
V-TWIN
OFFROAD
ATV / UTV
TUBES / ACCESSORIES
TRAILER
TOOLS / REPAIR
PROMOTIONAL
REFERENCE
INDEX



RIOT



RUKUS



SPARX



SPLIT 6 BEADLOCK

Application	Year	Wheel		Offset	Bolt Pattern	Size	WPS#	List	Lug Nut (Box of 16)
KAWASAKI									
Prairie 360	'02-14	Badlands	Front	5+2	4/137 12mm Tapered	12x7	570-1198	\$97.95	57-94121
Prairie 400	'97-06	Badlands Machined	Front	5+2	4/137 10mm Flat	12x7	570-1203	97.95	57-94122
Prairie 650	'02-06		Front	5+2	4/137 12mm Tapered	12x7	570-1218	97.95	57-94121
650 Brute Force 4x4 (straight axle)	'06-14		Rear	2+5	4/137 10mm Flat	12x7	570-1204	97.95	57-94122
650 Brute Force 4x4 (straight axle)	'06-14	Riot	Front	5+2	4/137 12mm Tapered	12x7	570-1255	99.95	57-94121
			Rear	2+5	4/137 10mm Flat	12x7	570-1254	99.95	57-94122
		Spyder	Front	5+2	4/137 12mm Tapered	12x7	570-1147	97.95	57-94121
		Storm	Front	5+2	4/137 12mm Tapered	12x7	570-1159	97.95	57-94121
		Viper	Front	5+2	4/137 10mm Flat	12x7	570-1223	97.95	57-94122
			Front	5+2	4/137 12mm Tapered	12x7	570-1233	97.95	57-94121
			Rear	2+5	4/137 10mm Flat	12x7	570-1224	97.95	57-94122
650i Brute Force 4x4	'06-13	Badlands	F/R	5+2	4/110 12mm Tapered	15x7	570-1193	145.95	57-94121
750 Brute Force 4x4	'08-16	Badlands Machined	F/R	5+2	4/110 12mm Tapered	15x7	570-1213	145.95	57-94121
		Chopper Black	F/R	5+2	4/110 12mm Tapered	14x7	570-1290	129.95	57-94121
		Chopper Machined	F/R	5+2	4/110 12mm Tapered	14x7	570-1280	129.95	57-94121
		Hollow Point	F/R	4+4	4/110 12mm Tapered	14x8	570-1330	144.95	57-94121
		Riot	F/R	5+2	4/110 12mm Tapered	12x7	570-1250	99.95	57-94121
			F/R	5+2	4/110 12mm Tapered	14x7	570-1258	127.95	57-94121
			F/R	6+1	4/110 12mm Tapered	14x7	570-1257	127.95	57-94121
			F/R	5+2	4/110 12mm Tapered	15x7	570-1265	151.95	57-94121
		Rukus	F/R	5+2	4/110 12mm Tapered	14x7	570-1270	146.95	57-94121
			F/R	6+1	4/110 12mm Tapered	14x7	570-1274	146.95	57-94121
		Sparx	F/R	5+2	4/110 12mm Tapered	14x7	570-1300	129.95	57-94121
			F/R	6+1	4/110 12mm Tapered	14x7	570-1304	144.95	57-94121
			F/R	5+2	4/110 12mm Tapered	15x7	570-1307	153.95	57-94121
		Split 6 Beadlock	F/R	5+2	4/110 12mm Tapered	14x7	570-1240	149.95	57-94121
			F/R	6+1	4/110 12mm Tapered	14x7	570-1244	149.95	57-94121
		Split 6 Beadlock Bronze	F/R	5+2	4/110 12mm Tapered	14x7	570-1340	149.95	57-94121
			F/R	6+1	4/110 12mm Tapered	14x7	570-1344	149.95	57-94121
		Spyder	F/R	5+2	4/110 12mm Tapered	12x7	570-1140	97.95	57-94121
			F/R	5+2	4/110 12mm Tapered	14x7	570-1150	122.95	57-94121
		Storm	F/R	5+2	4/110 12mm Tapered	12x7	570-1160	97.95	57-94121
			F/R	5+2	4/110 12mm Tapered	14x7	570-1167	122.95	57-94121
		Storm Beadlock	F/R	5+2	4/110 12mm Tapered	14x7	570-1176	169.95	57-94121
Teryx / T4	'08-16	Badlands	F/R	5+2	4/137 12mm Tapered	12x7	570-1198	97.95	57-94136
Mule 2500 Series	All		F/R	5+2	4/137 12mm Tapered	14x7	570-1199	122.95	57-94136
Mule 3000 Series	All		F/R	5+2	4/137 12mm Flat	15x7	570-1197	145.95	57-94130
Mule 4000 Series	All		F/R	5+2	4/137 12mm Tapered	15x7	570-1235	145.95	57-94136
		Badlands Machined	F/R	5+2	4/137 12mm Flat	12x7	570-1205	97.95	57-94130
			F/R	5+2	4/137 12mm Tapered	12x7	570-1218	97.95	57-94136
			F/R	5+2	4/137 12mm Tapered	14x7	570-1219	122.95	57-94136
			F/R	5+2	4/137 12mm Flat	15x7	570-1217	145.95	57-94130
			F/R	5+2	4/137 12mm Tapered	14x7	570-1291	129.95	57-94136
		Chopper Black	F/R	5+2	4/137 12mm Tapered	14x7	570-1281	129.95	57-94136
		Chopper Machined	F/R	5+2	4/137 12mm Tapered	14x7	570-1281	129.95	57-94136
		Hollow Point	F/R	4+4	4/137 12mm Tapered	14x8	570-1331	144.95	57-94136
		Riot	F/R	5+2	4/137 12mm Tapered	12x7	570-1255	99.95	57-94136
			F/R	5+2	4/137 12mm Tapered	14x7	570-1261	127.95	57-94136
			F/R	5+2	4/137 12mm Tapered	15x7	570-1267	151.95	57-94136
		Rukus	F/R	5+2	4/137 12mm Tapered	14x7	570-1272	146.95	57-94136
		Sparx	F/R	5+2	4/137 12mm Tapered	14x7	570-1302	129.95	57-94136
			F/R	6+1	4/137 12mm Tapered	14x7	570-1305	144.95	57-94136
			F/R	5+5	4/137 12mm Tapered	15x7	570-1308	153.95	57-94136
		Spyder	F/R	5+2	4/137 12mm Tapered	12x7	570-1147	97.95	57-94136
			F/R	5+2	4/137 12mm Tapered	14x7	570-1155	122.95	57-94136
		Split 6 Beadlock	F/R	5+2	4/137 12mm Tapered	14x7	570-1242	149.95	57-94136
		Split 6 Beadlock Bronze	F/R	5+2	4/137 12mm Tapered	14x7	570-1342	149.95	57-94136
		Storm	F/R	5+2	4/137 12mm Tapered	12x7	570-1159	97.95	57-94136
			F/R	5+2	4/137 12mm Tapered	14x7	570-1172	122.95	57-94136



SPYDER



STORM



STORM BEADLOCK



SPLIT 6 BRONZE BEADLOCK

Application	Year	Wheel		Offset	Bolt Pattern	Size	WPS#	List	Lug Nut (Box of 16)
KAWASAKI (CONT'D...)									
Teryx / T4	'08-16	Storm Beadlock	F/R	5+2	4/137 12mm Tapered	14x7	570-1178	169.95	57-94136
Mule 2500 Series	All	Viper	F/R	5+2	4/137 12mm Flat	12x7	570-1225	97.95	57-94130
Mule 3000 Series	All		F/R	5+2	4/137 12mm Tapered	12x7	570-1233	97.95	57-94136
Mule 4000 Series	All		F/R	5+2	4/137 12mm Flat	14x7	570-1230	122.95	57-94130
			F/R	5+2	4/137 12mm Tapered	14x7	570-1234	122.95	57-94136
Mule Pro FXT	'15-16	Badlands	F/R	4+3	4/156 12mm Tapered	15x7	570-1196	145.95	57-94138
		Badlands Machined	F/R	4+3	4/156 12mm Tapered	14x7	570-1210	122.95	57-94138
			F/R	4+3	4/156 12mm Tapered	15x7	570-1216	145.95	57-94138
		Chopper Black	F/R	4+3	4/156 12mm Tapered	14x7	570-1292	129.95	57-94138
		Chopper Machined	F/R	4+3	4/156 12mm Tapered	14x7	570-1282	129.95	57-94138
		Hollow Point	F/R	4+4	4/156 12mm Tapered	14x8	570-1332	144.95	57-94138
		Riot	F/R	4+3	4/156 12mm Tapered	14x7	570-1264	127.95	57-94138
			F/R	6+1	4/156 12mm Tapered	14x7	570-1263	127.95	57-94138
			F/R	4+3	4/156 12mm Tapered	15x7	570-1269	151.95	57-94138
		Rukus	F/R	4+3	4/156 12mm Tapered	14x7	570-1273	146.95	57-94138
			F/R	6+1	4/156 12mm Tapered	14x7	570-1275	146.95	57-94138
		Sparx	F/R	4+3	4/156 12mm Tapered	14x7	570-1303	129.95	57-94138
			F/R	6+1	4/156 12mm Tapered	14x7	570-1306	144.95	57-94138
			F/R	4+3	4/156 12mm Tapered	15x7	570-1309	153.95	57-94138
		Split 6 Beadlock	F/R	4+3	4/156 12mm Tapered	14x7	570-1243	149.95	57-94138
			F/R	6+1	4/156 12mm Tapered	14x7	570-1245	149.95	57-94138
		Split 6 Beadlock Bronze	F/R	4+3	4/156 12mm Tapered	14x7	570-1343	149.95	57-94138
			F/R	6+1	4/156 12mm Tapered	14x7	570-1345	149.95	57-94138
		Spyder	F/R	4+3	4/156 12mm Tapered	14x7	570-1153	122.95	57-94138
		Storm	F/R	4+3	4/156 12mm Tapered	14x7	570-1170	122.95	57-94138
		Storm Beadlock	F/R	4+3	4/156 12mm Tapered	14x7	570-1179	169.95	57-94138
POLARIS									
400/450 Sportsman	All		F/R	4+3	4/156 12mm Tapered	15x7	570-1196	\$145.95	57-9419
500 Sportsman	'03-09	Badlands Machined	F/R	4+3	4/156 12mm Tapered	14x7	570-1210	122.95	57-9419
500 Magnum	'02-09		F/R	4+3	4/156 12mm Tapered	15x7	570-1216	145.95	57-9419
570 Sportsman	'05-14	Chopper Black	F/R	4+3	4/156 12mm Tapered	14x7	570-1292	129.95	57-9419
600 Sportsman	'03-16	Chopper Machined	F/R	4+3	4/156 12mm Tapered	14x7	570-1282	129.95	57-9419
700 Sportsman	'08-14	Hollow Point	F/R	4+4	4/156 12mm Tapered	14x8	570-1332	144.95	57-9419
800 Sportsman	'14-16		Rear	5+5	4/156 12mm Tapered	14x10	570-1335	153.95	57-9419
Ranger ETX/570/EV/ 800 6x6	'14-16	Riot	F/R	4+3	4/156 12mm Tapered	12x7	570-1256	99.95	57-9419
RZR 800/900 XP	'08-14		F/R	4+3	4/156 12mm Tapered	14x7	570-1264	127.95	57-9419
RZR 570	'12-17		F/R	6+1	4/156 12mm Tapered	14x7	570-1263	127.95	57-9419
Sportsman ACE/570 ACE	All		F/R	4+3	4/156 12mm Tapered	15x7	570-1269	151.95	57-9419
		Rukus	F/R	4+3	4/156 12mm Tapered	14x7	570-1273	146.95	57-9419
			F/R	6+1	4/156 12mm Tapered	14x7	570-1275	146.95	57-9419
		Sparx	F/R	4+3	4/156 12mm Tapered	14x7	570-1303	129.95	57-9419
			F/R	6+1	4/156 12mm Tapered	14x7	570-1306	144.95	57-9419
			F/R	4+3	4/156 12mm Tapered	15x7	570-1309	153.95	57-9419
		Split 6 Beadlock	F/R	4+3	4/156 12mm Tapered	14x7	570-1243	149.95	57-9419
			F/R	6+1	4/156 12mm Tapered	14x7	570-1245	149.95	57-9419
			Rear	5+5	4/156 12mm Tapered	14x10	570-1249	183.95	57-9419
		Split 6 Beadlock Bronze	F/R	4+3	4/156 12mm Tapered	14x7	570-1343	149.95	57-9419
			F/R	6+1	4/156 12mm Tapered	14x7	570-1345	149.95	57-9419
			Rear	5+5	4/156 12mm Tapered	14x10	570-1349	183.95	57-9419
		Spyder	F/R	4+3	4/156 12mm Tapered	12x7	570-1146	97.95	57-9419
			F/R	4+3	4/156 12mm Tapered	14x7	570-1153	122.95	57-9419
		Storm	F/R	4+3	4/156 12mm Tapered	12x7	570-1166	97.95	57-9419
			F/R	4+3	4/156 12mm Tapered	14x7	570-1170	122.95	57-9419
		Storm Beadlock	F/R	4+3	4/156 12mm Tapered	14x7	570-1179	169.95	57-9419

STREET
V-TWIN
OFFROAD
ATV / UTV
TUBES / ACCESSORIES
TRAILER
TOOLS / REPAIR
PROMOTIONAL
REFERENCE
INDEX



CHOPPER MACHINED



HOLLOW POINT



RIOT



RUKUS

Application	Year	Wheel		Offset	Bolt Pattern	Size	WPS#	List	Lug Nut (Box of 16)
POLARIS (CONT'D...)									
Ranger Diesel/570 Full Size/900 XP	'13-18	Viper	F/R	4+3	4/156 12mm Tapered	12x7	570-1226	97.95	57-9419
			F/R	4+3	4/156 12mm Tapered	15x7	570-1196	145.95	57-94131
RZR 900/900 XC/900 S	'15-18	Badlands Machined	F/R	4+3	4/156 12mm Tapered	14x7	570-1210	122.95	57-94131
RZR 1000 XP/ XP 4	'14-18		F/R	4+3	4/156 12mm Tapered	15x7	570-1216	145.95	57-94131
		Chopper Black	F/R	4+3	4/156 12mm Tapered	14x7	570-1292	129.95	57-94131
		Chopper Machined	F/R	4+3	4/156 12mm Tapered	14x7	570-1282	129.95	57-94131
		Hollow Point	F/R	4+4	4/156 12mm Tapered	14x8	570-1332	144.95	57-94131
			Rear	5+5	4/156 12mm Tapered	14x10	570-1335	153.95	57-94131
		Riot	F/R	4+3	4/156 12mm Tapered	14x7	570-1264	127.95	57-94131
			F/R	6+1	4/156 12mm Tapered	14x7	570-1263	127.95	57-94131
			F/R	4+3	4/156 12mm Tapered	15x7	570-1269	151.95	57-94131
		Rukus	F/R	4+3	4/156 12mm Tapered	14x7	570-1273	146.95	57-94131
			F/R	6+1	4/156 12mm Tapered	14x7	570-1275	146.95	57-94131
		Sparx	F/R	4+3	4/156 12mm Tapered	14x7	570-1303	129.95	57-94131
			F/R	6+1	4/156 12mm Tapered	14x7	570-1306	144.95	57-94131
			F/R	4+3	4/156 12mm Tapered	15x7	570-1309	153.95	57-94131
		Split 6 Beadlock	F/R	4+3	4/156 12mm Tapered	14x7	570-1243	149.95	57-94131
			F/R	6+1	4/156 12mm Tapered	14x7	570-1245	149.95	57-94131
			Rear	5+5	4/156 12mm Tapered	14x10	570-1249	183.95	57-94131
		Split 6 Beadlock Bronze	F/R	4+3	4/156 12mm Tapered	14x7	570-1343	149.95	57-94131
			F/R	6+1	4/156 12mm Tapered	14x7	570-1345	149.95	57-94131
			Rear	5+5	4/156 12mm Tapered	14x10	570-1349	183.95	57-94131
		Spyder	F/R	4+3	4/156 12mm Tapered	14x7	570-1153	122.95	57-94131
		Storm	F/R	4+3	4/156 12mm Tapered	14x7	570-1170	122.95	57-94131
		Storm Beadlock	F/R	4+3	4/156 12mm Tapered	14x7	570-1179	169.95	57-94131
550/850/1000 Sportsman XP	'09-16		F/R	4+3	4/156 12mm Tapered	15x7	570-1196	145.95	57-94121
Scrambler 850/1000 XP	'14-16	Badlands Machined	F/R	4+3	4/156 12mm Tapered	14x7	570-1210	122.95	57-94121
			F/R	4+3	4/156 12mm Tapered	15x7	570-1216	145.95	57-94121
		Chopper Black	F/R	4+3	4/156 12mm Tapered	14x7	570-1292	129.95	57-94121
		Chopper Machined	F/R	4+3	4/156 12mm Tapered	14x7	570-1282	129.95	57-94121
		Hollow Point	F/R	4+4	4/156 12mm Tapered	14x8	570-1332	144.95	57-94121
		Riot	F/R	4+3	4/156 12mm Tapered	12x7	570-1256	99.95	57-94121
			F/R	4+3	4/156 12mm Tapered	14x7	570-1264	127.95	57-94121
			F/R	6+1	4/156 12mm Tapered	14x7	570-1263	127.95	57-94121
			F/R	4+3	4/156 12mm Tapered	15x7	570-1269	151.95	57-94121
		Rukus	F/R	4+3	4/156 12mm Tapered	14x7	570-1273	146.95	57-94121
			F/R	6+1	4/156 12mm Tapered	14x7	570-1275	146.95	57-94121
		Sparx	F/R	4+3	4/156 12mm Tapered	14x7	570-1303	129.95	57-94121
			F/R	6+1	4/156 12mm Tapered	14x7	570-1306	144.95	57-94121
			F/R	4+3	4/156 12mm Tapered	15x7	570-1309	153.95	57-94121
		Split 6 Beadlock	F/R	4+3	4/156 12mm Tapered	14x7	570-1243	149.95	57-94121
			F/R	6+1	4/156 12mm Tapered	14x7	570-1245	149.95	57-94121
		Split 6 Beadlock Bronze	F/R	4+3	4/156 12mm Tapered	14x7	570-1343	149.95	57-94121
			F/R	6+1	4/156 12mm Tapered	14x7	570-1345	149.95	57-94121
		Spyder	F/R	4+3	4/156 12mm Tapered	12x7	570-1146	97.95	57-94121
			F/R	4+3	4/156 12mm Tapered	14x7	570-1153	122.95	57-94121
		Storm	F/R	4+3	4/156 12mm Tapered	12x7	570-1166	97.95	57-94121
			F/R	4+3	4/156 12mm Tapered	14x7	570-1170	122.95	57-94121
		Storm Beadlock	F/R	4+3	4/156 12mm Tapered	14x7	570-1179	169.95	57-94121
		Viper	F/R	4+3	4/156 12mm Tapered	12x7	570-1226	97.95	57-94121



SPARX



SPLIT 6 BEADLOCK



SPYDER



STORM

Application	Year	Wheel		Offset	Bolt Pattern	Size	WPS#	List	Lug Nut (Box of 16)
SUZUKI									
400 Eiger 4x4	'02-07	Badlands Machined	Rear	2+5	4/110 12mm Tapered	14x7	570-1212	\$122.95	57-94121
400/500 King Quad 4x4 (Straight-Axle)	'08-16	Riot	Front	5+2	4/110 12mm Tapered	12x7	570-1250	99.95	57-94121
500 Vinson 4x4	'02-09		Rear	2+5	4/110 12mm Tapered	12x7	570-1251	99.95	57-94121
			Front	5+2	4/110 12mm Tapered	14x7	570-1258	127.95	57-94121
			Rear	2+5	4/110 12mm Tapered	14x7	570-1259	127.95	57-94121
		Sparx	Front	5+2	4/110 12mm Tapered	14x7	570-1300	129.95	57-94121
			Rear	2+5	4/110 12mm Tapered	14x7	570-1301	129.95	57-94121
		Spyder	Front	5+2	4/110 12mm Tapered	12x7	570-1140	97.95	57-94121
			Rear	2+5	4/110 12mm Tapered	12x7	570-1141	97.95	57-94121
		Storm	Front	5+2	4/110 12mm Tapered	12x7	570-1160	97.95	57-94121
			Rear	2+5	4/110 12mm Tapered	12x7	570-1161	97.95	57-94121
450/500/700/750 King Quad (IRS)	'06-17	Badlands	F/R	5+2	4/110 12mm Tapered	15x7	570-1193	145.95	57-94121
		Badlands Machined	F/R	5+2	4/110 12mm Tapered	15x7	570-1213	145.95	57-94121
		Chopper Black	F/R	5+2	4/110 12mm Tapered	14x7	570-1290	129.95	57-94121
		Chopper Machined	F/R	5+2	4/110 12mm Tapered	14x7	570-1280	129.95	57-94121
		Hollow Point	F/R	4+4	4/110 12mm Tapered	14x8	570-1330	144.95	57-94121
		Riot	F/R	5+2	4/110 12mm Tapered	12x7	570-1250	99.95	57-94121
			F/R	5+2	4/110 12mm Tapered	14x7	570-1258	127.95	57-94121
			F/R	6+1	4/110 12mm Tapered	14x7	570-1257	127.95	57-94121
			F/R	5+2	4/110 12mm Tapered	15x7	570-1265	151.95	57-94121
		Rukus	F/R	5+2	4/110 12mm Tapered	14x7	570-1270	146.95	57-94121
			F/R	6+1	4/110 12mm Tapered	14x7	570-1274	146.95	57-94121
		Sparx	F/R	5+2	4/110 12mm Tapered	14x7	570-1300	129.95	57-94121
			F/R	6+1	4/110 12mm Tapered	14x7	570-1304	144.95	57-94121
			F/R	5+2	4/110 12mm Tapered	15x7	570-1301	129.95	57-94121
		Split 6 Beadlock	F/R	5+2	4/110 12mm Tapered	14x7	570-1240	149.95	57-94121
			F/R	6+1	4/110 12mm Tapered	14x7	570-1244	149.95	57-94121
		Split 6 Beadlock Bronze	F/R	5+2	4/110 12mm Tapered	14x7	570-1340	149.95	57-94121
			F/R	6+1	4/110 12mm Tapered	14x7	570-1344	149.95	57-94121
		Spyder	F/R	5+2	4/110 12mm Tapered	12x7	570-1140	97.95	57-94121
			F/R	5+2	4/110 12mm Tapered	14x7	570-1150	122.95	57-94121
		Storm	F/R	5+2	4/110 12mm Tapered	12x7	570-1160	97.95	57-94121
			F/R	5+2	4/110 12mm Tapered	14x7	570-1167	122.95	57-94121
		Storm Beadlock	F/R	5+2	4/110 12mm Tapered	14x7	570-1176	169.95	57-94121
YAMAHA									
350 Grizzly (straight axle) 4x4	'07-14	Badlands Machined	Rear	2+5	4/110 12mm Tapered	14x7	570-1212	\$122.95	57-94121
350/400 Big Bear 2x4/4x4	'87-06	Riot	Front	5+2	4/110 12mm Tapered	12x7	570-1250	99.95	57-94121
350/450 Wolverine 4x4	'95-11		Rear	2+5	4/110 12mm Tapered	12x7	570-1251	99.95	57-94121
350 Bruin 2x4/4x4	'04-06		Front	5+2	4/110 12mm Tapered	14x7	570-1258	127.95	57-94121
400/450 Kodiak 4x4	'93-04		Rear	2+5	4/110 12mm Tapered	14x7	570-1259	127.95	57-94121
600 Grizzly	'98-01	Sparx	Front	5+2	4/110 12mm Tapered	14x7	570-1300	129.95	57-94121
			Rear	2+5	4/110 12mm Tapered	14x7	570-1301	129.95	57-94121
		Spyder	Front	5+2	4/110 12mm Tapered	12x7	570-1140	97.95	57-94121
			Rear	2+5	4/110 12mm Tapered	12x7	570-1141	97.95	57-94121
		Storm	Front	5+2	4/110 12mm Tapered	12x7	570-1160	97.95	57-94121
			Rear	2+5	4/110 12mm Tapered	12x7	570-1161	97.95	57-94121
350 Grizzly (IRS)	'07-15	Badlands	F/R	5+2	4/110 12mm Tapered	15x7	570-1193	145.95	57-94121
400 Big Bear (IRS)	'07-14	Badlands Machined	F/R	5+2	4/110 12mm Tapered	15x7	570-1213	145.95	57-94121
400/450 Kodiak (IRS) 4x4	'05-06	Chopper Black	F/R	5+2	4/110 12mm Tapered	14x7	570-1290	129.95	57-94121
400/450 Grizzly (IRS) 4x4	'07-15	Chopper Machined	F/R	5+2	4/110 12mm Tapered	14x7	570-1280	129.95	57-94121
550 Grizzly 4x4	'09-14	Hollow Point	F/R	4+4	4/110 12mm Tapered	14x8	570-1330	144.95	57-94121
600 Grizzly 4x4	'02-14		Rear	5+5	4/110 12mm Tapered	14x10	570-1333	153.95	57-94121
700 Grizzly 4x4	'07-16	Riot	F/R	5+2	4/110 12mm Tapered	12x7	570-1250	99.95	57-94121
Kodiak 700	'07-16		F/R	5+2	4/110 12mm Tapered	14x7	570-1258	127.95	57-94121
450/660/700 Rhino	'04-13		F/R	6+1	4/110 12mm Tapered	14x7	570-1257	127.95	57-94121
			F/R	5+2	4/110 12mm Tapered	15x7	570-1265	151.95	57-94121
		Rukus	F/R	5+2	4/110 12mm Tapered	14x7	570-1270	146.95	57-94121
			F/R	6+1	4/110 12mm Tapered	14x7	570-1274	146.95	57-94121

SEDONA

TIRE AND WHEEL



STORM BEADLOCK



SPLIT 6 BRONZE BEADLOCK



CHOPPER MACHINED



HOLLOW POINT

Application	Year	Wheel		Offset	Bolt Pattern	Size	WPS#	List	Lug Nut (Box of 16)
YAMAHA (CONT'D...)									
350 Grizzly (IRS)	'07-15	Sparx	F/R	5+2	4/110 12mm Tapered	14x7	570-1300	129.95	57-94121
400 Big Bear (IRS)	'07-14		F/R	6+1	4/110 12mm Tapered	14x7	570-1304	144.95	57-94121
400/450 Kodiak (IRS) 4x4	'05-06		F/R	5+2	4/110 12mm Tapered	15x7	570-1307	153.95	57-94121
400/450 Grizzly (IRS) 4x4	'07-15	Split 6 Beadlock	F/R	5+2	4/110 12mm Tapered	14x7	570-1240	149.95	57-94121
550 Grizzly 4x4	'09-14		F/R	6+1	4/110 12mm Tapered	14x7	570-1244	149.95	57-94121
660 Grizzly 4x4	'02-14	Split 6 Beadlock Bronze	F/R	5+2	4/110 12mm Tapered	14x7	570-1340	149.95	57-94121
700 Grizzly 4x4	'07-16		F/R	5+2	4/110 12mm Tapered	14x7	570-1344	149.95	57-94121
Kodiak 700	'07-16	Spyder	F/R	5+2	4/110 12mm Tapered	12x7	570-1140	97.95	57-94121
450/660/700 Rhino	'04-13		F/R	5+2	4/110 12mm Tapered	14x7	570-1150	122.95	57-94121
		Storm	F/R	5+2	4/110 12mm Tapered	12x7	570-1160	97.95	57-94121
			F/R	5+2	4/110 12mm Tapered	14x7	570-1167	122.95	57-94121
		Storm Beadlock	F/R	5+2	4/110 12mm Tapered	14x7	570-1176	169.95	57-94121
Viking	'16-17	Badlands	F/R	5+2	4/110 12mm Tapered	15X7	570-1193	145.95	57-94136
Wolverine	'16-17	Badlands Machined	F/R	5+2	4/110 12mm Tapered	15X7	570-1213	145.95	57-94136
		Chopper Black	F/R	5+2	4/110 12mm Tapered	14x7	570-1290	129.95	57-94136
		Chopper Machined	F/R	5+2	4/110 12mm Tapered	14x7	570-1280	129.95	57-94136
		Hollow Point	F/R	4+4	4/110 12mm Tapered	14x8	570-1330	144.95	57-94136
		Riot	F/R	5+2	4/110 12mm Tapered	14X7	570-1258	127.95	57-94136
			F/R	6+1	4/110 12mm Tapered	14X7	570-1257	127.95	57-94136
			F/R	5+2	4/110 12mm Tapered	15X7	570-1265	151.95	57-94136
		Rukus	F/R	5+2	4/110 12mm Tapered	14x7	570-1270	146.95	57-94136
			F/R	6+1	4/110 12mm Tapered	14x7	570-1274	146.95	57-94136
		Sparx	F/R	5+2	4/110 12mm Tapered	14x7	570-1300	129.95	57-94136
			F/R	6+1	4/110 12mm Tapered	14x7	570-1304	144.95	57-94136
			F/R	5+2	4/110 12mm Tapered	15x7	570-1307	153.95	57-94136
		Split 6 Beadlock	F/R	5+2	4/110 12mm Tapered	14X7	570-1240	149.95	57-94136
			F/R	6+1	4/110 12mm Tapered	14x7	570-1244	149.95	57-94136
		Split 6 Beadlock Bronze	F/R	5+2	4/110 12mm Tapered	14x7	570-1340	149.95	57-94136
			F/R	6+1	4/110 12mm Tapered	14x7	570-1344	149.95	57-94136
		Spyder	F/R	5+2	4/110 12mm Tapered	14X7	570-1150	122.95	57-94136
		Storm	F/R	5+2	4/110 12mm Tapered	14X7	570-1167	122.95	57-94136
		Storm Beadlock	F/R	5+2	4/110 12mm Tapered	14X7	570-1176	169.95	57-94136
YZX 1000R	'16-18	Badlands	F/R	5+2	4/110 12mm Tapered	15X7	570-1193	145.95	57-94136
		Badlands Machined	F/R	5+2	4/110 12mm Tapered	15X7	570-1213	145.95	57-94136
		Riot	F/R	5+2	4/110 12mm Tapered	14X7	570-1258	127.95	57-94136
			F/R	6+1	4/110 12mm Tapered	14X7	570-1257	127.95	57-94136
			F/R	3.5+3.5	4/110 12mm Tapered	15X7	570-1265	151.95	57-94136
		Rukus	F/R	5+5	4/110 12mm Tapered	14x7	570-1270	146.95	57-94136
			F/R	6+1	4/110 12mm Tapered	14x7	570-1274	146.95	57-94136
		Sparx	F/R	5+2	4/110 12mm Tapered	14x7	570-1300	129.95	57-94136
			F/R	6+1	4/110 12mm Tapered	14x7	570-1304	144.95	57-94136
			F/R	5+2	4/110 12mm Tapered	15x7	570-1307	153.95	57-94136
		Split 6 Beadlock	F/R	5+2	4/110 12mm Tapered	14X7	570-1240	149.95	57-94136
			F/R	6+1	4/110 12mm Tapered	14x7	570-1244	149.95	57-94136
			Rear	5+5	4/110 12mm Tapered	14x10	570-1246	183.95	57-94136
		Split 6 Beadlock Bronze	F/R	5+2	4/110 12mm Tapered	14x7	570-1340	149.95	57-94136
			F/R	6+1	4/110 12mm Tapered	14x7	570-1344	149.95	57-94136
			Rear	5+5	4/110 12mm Tapered	14x10	570-1346	183.95	57-94136
		Spyder	F/R	5+2	4/110 12mm Tapered	14X7	570-1150	122.95	57-94136
		Storm	F/R	5+2	4/110 12mm Tapered	14X7	570-1167	122.95	57-94136
		Storm Beadlock	F/R	5+2	4/110 12mm Tapered	14X7	570-1176	169.95	57-94136

ALUMINUM WHEELS



- 4 mm thick aluminum
- Rolled inner and outer lip
- Polished finish



Application	Year		Size	Bolt Pattern	Offset	WPS#	List
ARCTIC CAT							
DVX 400	'04-08	Front	10x5	4/144	3+2	570-1002	\$84.95
		Rear	8x8	4/110	3+5	570-1000	82.95
		Rear	9x8	4/110	3+5	570-1006	87.95
		Rear	10x8	4/110	3+5	570-1004	91.95
CANNONDALE							
440	'01-03	Front	10x5	4/144	3+2	570-1002	\$84.95
		Rear	8x8	4/110	3+5	570-1000	82.95
		Rear	9x8	4/110	3+5	570-1006	87.95
		Rear	10x8	4/110	3+5	570-1004	91.95
CAN-AM							
DS450	'08-14	Front	10x5	4/144	3+2	570-1002	\$84.95
		Rear	8x8	4/110	3+5	570-1000	82.95
		Rear	9x8	4/110	3+5	570-1006	87.95
		Rear	10x8	4/110	3+5	570-1004	91.95
HONDA							
TRX250R	'86-89	Front	10x5	4/144	3+2	570-1002	\$84.95
TRX250EX	'00-17	Rear	8x8	4/110	3+5	570-1000	82.95
TRX300EX	'93-12	Rear	9x8	4/110	3+5	570-1006	87.95
TRX400EX	'99-14	Rear	10x8	4/110	3+5	570-1004	91.95
TRX450R	'04-14						
KAWASAKI							
KFX400	'03-05	Front	10x5	4/144	3+2	570-1002	\$84.95
KFX450R	'08-14	Rear	8x8	4/110	3+5	570-1000	82.95
		Rear	9x8	4/110	3+5	570-1006	87.95
		Rear	10x8	4/110	3+5	570-1004	91.95
KTM							
450XC/SX	'08-10	Front	10x5	4/156	3+2	570-1003	\$84.95
525XC/SX	'08-10	Rear	8x8	4/110	3+5	570-1000	82.95
		Rear	9x8	4/110	3+5	570-1006	87.95
		Rear	10x8	4/110	3+5	570-1004	91.95
POLARIS							
Predator 500	'04-07	Front	10x5	4/156	3+2	570-1003	\$84.95
Outlaw 450/525 (straight axle)	'08-10	Rear	8x8	4/110	3+5	570-1000	82.95
		Rear	9x8	4/110	3+5	570-1006	87.95
		Rear	10x8	4/110	3+5	570-1004	91.95
SUZUKI							
LT-Z250	'03-14	Front	10x5	4/144	3+2	570-1002	\$84.95
LT-Z400	'03-14	Rear	8x8	4/110	3+5	570-1000	82.95
LT-R450	'06-10	Rear	9x8	4/110	3+5	570-1006	87.95
		Rear	10x8	4/110	3+5	570-1004	91.95
YAMAHA							
Raptor 125	'11-14	Front	10x5	4/156	3+2	570-1003	\$84.95
Raptor 250	'08-14	Rear	8x8	4/115	3+5	570-1001	82.95
Banshee 350	'91-07	Rear	9x8	4/115	3+5	570-1007	87.95
Warrior 350	'87-04	Rear	10x8	4/115	3+5	570-1005	91.95
Raptor 350	'05-14						
YFZ450/450R	'04-17						
Raptor 660	'01-05						
Raptor 700	'06-17						

STREET

V-TWIN

OFFROAD

ATV / UTV

TUBES / ACCESSORIES

TRAILER

TOOLS / REPAIR

PROMOTIONAL

REFERENCE

INDEX



- Constructed of Hi-Grade aluminum

- Ultra strong and lightweight
- Caps included

- Available in 12,14 and 15" inch sizes for today's larger ATV and UTVs

MAMBA



MAMBA BEADLOCK



MAMBA BLACKOUT BEADLOCK



SCORPION



TWIST MACHINED



TWIST BLACK



RYNO BEADLOCK BLACK



RYNO BEADLOCK GUNMETAL



HOSTAGE



STREET

V-TWIN

OFFROAD

ATV / UTV

TUBES / ACCESSORIES

TRAILER

TOOLS / REPAIR

PROMOTIONAL

REFERENCE

INDEX



MAMBA



MAMBA BEADLOCK



MAMBA BLACKOUT BEADLOCK

Application	Year	Wheel		Offset	Bolt Pattern	Size	WPS#	List	Lug Nut (Box of 16)
ARCTIC CAT									
400i/500i/650i 2x4/4x4	'02-'17	Mamba	F/R	5+2	4/115 12mm Tapered	12x7	570-1503	\$94.95	57-94121
700i/1000 2x4/4x4	'02-'17		F/R	5+2	4/115 12mm Tapered	14x7	570-1508	119.95	57-94121
Prowler	'06-'17		F/R	5+2	4/115 12mm Tapered	15x7	570-1561	142.95	57-94121
Wildcat	'12-'17	Mamba Beadlock	F/R	5+2	4/115 12mm Tapered	12x7	570-1516	149.95	57-94121
			Rear	5+5	4/115 12mm Tapered	14x10	570-1570	198.95	57-94121
			F/R	5+2	4/115 12mm Tapered	14x7	570-1512	179.95	57-94121
			F/R	6+1	4/115 12mm Tapered	14x7	570-1545	179.95	57-94121
			Rear	4+4	4/115 12mm Tapered	14x8	570-1559	189.95	57-94121
			F/R	3.5+3.5	4/115 12mm Tapered	15x7	570-1541	199.95	57-94121
		Mamba Blackout Beadlock	F/R	5+2	4/115 12mm Tapered	14x7	570-1551	179.95	57-94121
			F/R	6+1	4/115 12mm Tapered	14x7	570-1555	179.95	57-94121
			Rear	4+4	4/115 12mm Tapered	14x8	570-1566	189.95	57-94121
			Rear	5+5	4/115 12mm Tapered	14x10	570-1577	198.95	57-94121
			F/R	3.5+3.5	4/115 12mm Tapered	15x7	570-1571	199.95	57-94121
		Scorpion	F/R	5+2	4/115 12mm Tapered	12x7	570-1523	94.95	57-94121
			F/R	5+2	4/115 12mm Tapered	14x7	570-1528	119.95	57-94121
		Twist Machine	F/R	5+2	4/115 12mm Tapered	14x7	570-1581	119.95	57-94121
		Twist Black	F/R	5+2	4/115 12mm Tapered	14x7	570-1585	119.95	57-94121
CAN-AM/BOMBARDIER									
Outlander 330/400/450/500/570/650/800/850/1000	'03-'17	Hostage	F/R	5+2	4/137 12mm Tapered	14x7	570-1621	\$119.95	57-94121
Renegade 500/570/800/850/1000	'07-'17	Mamba	F/R	5+2	4/137 12mm Tapered	12x7	570-1590	94.95	57-94121
			F/R	5+2	4/137 12mm Tapered	14x7	570-1591	119.95	57-94121
			F/R	5+2	4/137 12mm Tapered	15x7	570-1596	142.95	57-94121
		Mamba Beadlock	F/R	5+2	4/137 12mm Tapered	14x7	570-1592	179.95	57-94121
			F/R	4+4	4/137 12mm Tapered	14x8	570-1560	189.95	57-94121
			F/R	3.5+3.5	4/137 10mm Flat	15x7	570-1542	199.95	57-94122
			F/R	3.5+3.5	4/137 12mm Tapered	15x7	570-1548	199.95	57-94121
			Rear	5+5	4/137 12mm Tapered	14x10	570-1574	198.95	57-94121
		Mamba Blackout Beadlock	F/R	5+2	4/137 12mm Tapered	14x7	570-1595	179.95	57-94121
			Rear	5+5	4/137 12mm Tapered	14x10	570-1578	198.95	57-94122
			F/R	6+1	4/137 12mm Tapered	14x7	570-1556	179.95	57-94121
			F/R	4+4	4/137 12mm Tapered	14x8	570-1567	189.95	57-94121
			F/R	3.5+3.5	4/137 12mm Tapered	15x7	570-1597	199.95	57-94121
		Ryno Beadlock Black	F/R	5+2	4/137 12mm Tapered	14x7	570-1601	185.95	57-94121
			F/R	5+2	4/137 12mm Tapered	15x7	570-1604	212.95	57-94121
			Rear	5+5	4/137 12mm Tapered	15x10	570-1607	238.95	57-94121
		Ryno Beadlock Gunmetal	F/R	5+2	4/137 12mm Tapered	14x7	570-1611	185.95	57-94121
			F/R	5+2	4/137 12mm Tapered	15x7	570-1614	212.95	57-94121
			Rear	5+5	4/137 12mm Tapered	15x10	570-1617	238.95	57-94121
		Scorpion	F/R	5+2	4/137 12mm Tapered	12x7	570-1593	94.95	57-94121
			F/R	5+2	4/137 12mm Tapered	14x7	570-1594	119.95	57-94121
		Twist Machine	F/R	5+2	4/137 12mm Tapered	14x7	570-1582	119.95	57-94121
		Twist Black	F/R	5+2	4/137 12mm Tapered	14x7	570-1586	119.95	57-94121
Traxter 4x4	'99-'06	Mamba	Front	5+2	4/110 12mm Tapered	12x7	570-1501	94.95	57-94121
Quest 650	'01-'06		Rear	2+5	4/110 12mm Tapered	12x7	570-1502	94.95	57-94121
			Front	5+2	4/110 12mm Tapered	14x7	570-1507	119.95	57-94121
			Rear	2+5	4/110 12mm Tapered	14x7	570-1531	119.95	57-94121
		Scorpion	Front	5+2	4/110 12mm Tapered	12x7	570-1521	94.95	57-94121
			Rear	2+5	4/110 12mm Tapered	12x7	570-1522	94.95	57-94121
Commander 800R / 1000	'11-'17	Hostage	F/R	5+2	4/137 12mm Tapered	14x7	570-1621	119.95	57-94121
Maverick/Max	'13-'17	Mamba	F/R	5+2	4/137 12mm Tapered	14x7	570-1591	119.95	57-94121
Defender /XT	'16-'17		F/R	5+2	4/137 12mm Tapered	15x7	570-1596	142.95	57-94121
		Mamba Beadlock	F/R	5+2	4/137 12mm Tapered	14x7	570-1592	179.95	57-94121
			F/R	6+1	4/137 12mm Tapered	14x7	570-1546	179.95	57-94121
			F/R	3.5+3.5	4/137 10mm Flat	15x7	570-1542	199.95	57-94122
			F/R	4+4	4/137 12mm Tapered	14x8	570-1560	189.95	57-94121
			F/R	3.5+3.5	4/137 12mm Tapered	15x7	570-1548	199.95	57-94121
			Rear	5+5	4/137 12mm Tapered	14x10	570-1574	198.95	57-94121

RACELINE
WHEELS



SCORPION



TWIST MACHINED



TWIST BLACK

Application	Year	Wheel		Offset	Bolt Pattern	Size	WPS#	List	Lug Nut (Box of 16)
CAN-AM/BOMBARDIER (CONT'D...)									
Commander 800R / 1000	'11-'17	Mamba Blackout Beadlock	F/R	5+2	4/137 12mm Tapered	14x7	570-1595	179.95	57-94121
Maverick/Max	'13-'17		Rear	5+5	4/137 12mm Tapered	14x10	570-1578	198.95	57-94121
Defender /XT	'16-'17		F/R	6+1	4/137 12mm Tapered	14x7	570-1556	179.95	57-94121
			F/R	4+4	4/137 12mm Tapered	14x8	570-1567	189.95	57-94121
			F/R	3.5+3.5	4/137 12mm Tapered	15x7	570-1597	199.95	57-94121
		Ryno Beadlock Black	F/R	5+2	4/137 12mm Tapered	14x7	570-1601	185.95	57-94121
			F/R	5+2	4/137 12mm Tapered	15x7	570-1604	212.95	57-94121
			Rear	5+5	4/137 12mm Tapered	15x10	570-1607	238.95	57-94121
		Ryno Beadlock Gunmetal	F/R	5+2	4/137 12mm Tapered	14x7	570-1611	185.95	57-94121
			F/R	5+2	4/137 12mm Tapered	15x7	570-1614	212.95	57-94121
			Rear	5+5	4/137 12mm Tapered	15x10	570-1617	238.95	57-94121
		Scorpion	F/R	5+2	4/137 12mm Tapered	14x7	570-1594	119.95	57-94121
		Twist Machined	F/R	5+2	4/137 12mm Tapered	14x7	570-1582	119.95	57-94121
		Twist Black	F/R	5+2	4/137 12mm Tapered	14x7	570-1586	119.95	57-94121
X3	'17-'18	Hostage	F/R	5+2	4/137 12mm Tapered	14x7	570-1621	119.95	57-94129
		Mamba	F/R	5+2	4/137 12mm Tapered	14x7	570-1591	119.95	57-94129
			F/R	5+2	4/137 12mm Tapered	15x7	570-1596	142.95	57-94129
		Mamba Beadlock	F/R	5+2	4/137 12mm Tapered	14x7	570-1592	179.95	57-94129
			F/R	6+1	4/137 12mm Tapered	14x7	570-1546	179.95	57-94129
			F/R	4+4	4/137 12mm Tapered	14x8	570-1560	189.95	57-94129
			F/R	3.5+3.5	4/137 12mm Tapered	15x7	570-1548	199.95	57-94129
			Rear	5+5	4/137 12mm Tapered	14x10	570-1574	198.95	57-94129
		Mamba Beadlock Blackout	F/R	3.5+3.5	4/137 12mm Tapered	15x7	570-1597	199.95	57-94129
			F/R	5+2	4/137 12mm Tapered	14x7	570-1595	179.95	57-94129
			F/R	6+1	4/137 12mm Tapered	14x7	570-1556	179.95	57-94129
			F/R	4+4	4/137 12mm Tapered	14x8	570-1567	189.95	57-94129
			Rear	5+5	4/137 12mm Tapered	14x10	570-1578	198.95	57-94129
			F/R	3.5+3.5	4/137 12mm Tapered	15x7	570-1597	199.95	57-94129
		Ryno Beadlock Black	F/R	5+2	4/137 12mm Tapered	14x7	570-1601	185.95	57-94129
			F/R	5+2	4/137 12mm Tapered	15x7	570-1604	212.95	57-94129
			Rear	5+5	4/137 12mm Tapered	15x10	570-1607	238.95	57-94129
		Ryno Beadlock Gunmetal	F/R	5+2	4/137 12mm Tapered	14x7	570-1611	185.95	57-94129
			F/R	5+2	4/137 12mm Tapered	15x7	570-1614	212.95	57-94129
			Rear	5+5	4/137 12mm Tapered	15x10	570-1617	238.95	57-94129
		Twist Machined	F/R	5+2	4/137 12mm Tapered	14x7	570-1582	119.95	57-94129
		Twist Black	F/R	5+2	4/137 12mm Tapered	14x7	570-1586	119.95	57-94129
HONDA									
TRX 350 Rancher S-ES 4x4	'00-'09	Mamba	Front	5+2	4/110 12mm Tapered	12x7	570-1501	\$94.95	57-94121
TRX 400/420 Rancher 4x4 (Straight-Axle)	'04-'17		Rear	2+5	4/110 12mm Tapered	12x7	570-1502	94.95	57-94121
TRX 400 Foreman 4x4	'96-'06		Front	5+2	4/110 12mm Tapered	14x7	570-1507	119.95	57-94121
TRX 450/500 Foreman S-ES 4x4	'98-'17		Rear	2+5	4/110 12mm Tapered	14x7	570-1531	119.95	57-94121
TRX 500 Rubicon 4x4	'01-'17	Scorpion	Front	5+2	4/110 12mm Tapered	12x7	570-1521	94.95	57-94121
			Rear	2+5	4/110 12mm Tapered	12x7	570-1522	94.95	57-94121
TRX 420 Rancher AT (IRS)	'04-'17	Hostage	F/R	5+2	4/110 12mm Tapered	14x7	570-1620	119.95	57-94121
TRX 650/700 Rincon 4x4	'03-'17	Mamba	F/R	5+2	4/110 12mm Tapered	12x7	570-1501	94.95	57-94121
TRX 500 Rubicon 4x4	'15-'17		F/R	5+2	4/110 12mm Tapered	14x7	570-1507	119.95	57-94121
			F/R	5+2	4/110 12mm Tapered	15x7	570-1539	142.95	57-94121
		Mamba Beadlock	F/R	5+2	4/110 12mm Tapered	12x7	570-1515	149.95	57-94121
			F/R	5+2	4/110 12mm Tapered	14x7	570-1511	179.95	57-94121
			F/R	6+1	4/110 12mm Tapered	14x7	570-1544	179.95	57-94121
			F/R	4+4	4/110 12mm Tapered	14x8	570-1558	189.95	57-94121
			Rear	5+5	4/110 12mm Tapered	14x10	570-1569	198.95	57-94121
			F/R	3.5+3.5	4/110 12mm Tapered	15x7	570-1540	199.95	57-94121
		Mamba Blackout Beadlock	F/R	5+2	4/110 12mm Tapered	14x7	570-1549	179.95	57-94121
			F/R	6+1	4/110 12mm Tapered	14x7	570-1554	179.95	57-94121
			F/R	4+4	4/110 12mm Tapered	14x8	570-1565	189.95	57-94121



RYNO BEADLOCK BLACK



RYNO BEADLOCK GUNMETAL



HOSTAGE

Application	Year	Wheel		Offset	Bolt Pattern	Size	WPS#	List	Lug Nut (Box of 16)
HONDA (CONT'D...)									
TRX 350 Rancher S-ES 4x4	'00-'09	Mamba Blackout Beadlock	Rear	5+5	4/110 12mm Tapered	14x10	570-1576	198.95	57-94121
TRX 400/420 Rancher 4x4 (Straight-Axle)	'04-'17		F/R	3.5+3.5	4/110 12mm Tapered	15x7	570-1550	199.95	57-94121
TRX 400 Foreman 4x4	'96-'06	Ryno Beadlock Black	F/R	5+2	4/110 12mm Tapered	14x7	570-1600	185.95	57-94121
TRX 450/500 Foreman S-ES 4x4	'98-'17		F/R	5+2	4/110 12mm Tapered	15x7	570-1603	212.95	57-94121
TRX 500 Rubicon 4x4	'01-'17		Rear	5+5	4/110 12mm Tapered	15x10	570-1606	238.95	57-94121
TRX 420 Rancher AT (IRS)	'04-'17	Ryno Beadlock Gunmetal	F/R	5+2	4/110 12mm Tapered	14x7	570-1610	185.95	57-94121
TRX 650/700 Rincon 4x4	'03-'17		F/R	5+2	4/110 12mm Tapered	15x7	570-1613	212.95	57-94121
TRX 500 Rubicon 4x4	'15-'17		Rear	5+5	4/110 12mm Tapered	15x10	570-1616	238.95	57-94121
		Scorpion	F/R	5+2	4/110 12mm Tapered	12x7	570-1521	94.95	57-94121
			F/R	5+2	4/110 12mm Tapered	14x7	570-1527	119.95	57-94121
		Twist Machined	F/R	5+2	4/110 12mm Tapered	14x7	570-1580	119.95	57-94121
		Twist Black	F/R	5+2	4/110 12mm Tapered	14x7	570-1584	119.95	57-94121
Big Red MUV	'09-'17	Hostage	F/R	5+2	4/110 12mm Tapered	14x7	570-1620	119.95	57-94129
Pioneer 500/700	'14-'17	Mamba	F/R	5+2	4/110 12mm Tapered	14x7	570-1507	119.95	57-94129
			F/R	5+2	4/110 12mm Tapered	15x7	570-1539	142.95	57-94129
		Mamba Beadlock	F/R	5+2	4/110 12mm Tapered	14x7	570-1511	179.95	57-94129
			F/R	6+1	4/110 12mm Tapered	14x7	570-1544	179.95	57-94129
			F/R	4+4	4/110 12mm Tapered	14x8	570-1558	189.95	57-94129
			Rear	5+5	4/110 12mm Tapered	14x10	570-1569	198.95	57-94129
			F/R	3.5+3.5	4/110 12mm Tapered	15x7	570-1540	199.95	57-94129
		Mamba Blackout Beadlock	F/R	5+2	4/110 12mm Tapered	14x7	570-1549	179.95	57-94129
			F/R	6+1	4/110 12mm Tapered	14x7	570-1554	179.95	57-94129
			F/R	4+4	4/110 12mm Tapered	14x8	570-1565	189.95	57-94129
			Rear	5+5	4/110 12mm Tapered	14x10	570-1576	198.95	57-94129
			F/R	3.5+3.5	4/110 12mm Tapered	15x7	570-1550	199.95	57-94129
		Ryno Beadlock Black	F/R	5+2	4/110 12mm Tapered	14x7	570-1600	185.95	57-94129
			F/R	5+2	4/110 12mm Tapered	15x7	570-1603	212.95	57-94129
			Rear	5+5	4/110 12mm Tapered	15x10	570-1606	238.95	57-94129
		Ryno Beadlock Gunmetal	F/R	5+2	4/110 12mm Tapered	14x7	570-1610	185.95	57-94129
			F/R	5+2	4/110 12mm Tapered	15x7	570-1613	212.95	57-94129
			Rear	5+5	4/110 12mm Tapered	15x10	570-1616	238.95	57-94129
		Scorpion	F/R	5+2	4/110 12mm Tapered	14x7	570-1527	119.95	57-94129
		Twist Machined	F/R	5+2	4/110 12mm Tapered	14x7	570-1580	119.95	57-94129
		Twist Black	F/R	5+2	4/110 12mm Tapered	14x7	570-1584	119.95	57-94129
Pioneer 1000	'16-'17	Hostage	F/R	5+2	4/137 12mm Tapered	14x7	570-1621	119.95	57-94129
		Mamba	F/R	5+2	4/137 12mm Tapered	14x7	570-1591	119.95	57-94129
			F/R	5+2	4/137 12mm Tapered	15x7	570-1596	142.95	57-94129
		Mamba Beadlock	F/R	5+2	4/137 12mm Tapered	14x7	570-1592	179.95	57-94129
			F/R	6+1	4/137 12mm Tapered	14x7	570-1546	179.95	57-94129
			F/R	4+4	4/137 12mm Tapered	14x8	570-1560	189.95	57-94129
			F/R	3.5+3.5	4/137 12mm Tapered	15x7	570-1548	199.95	57-94129
			Rear	5+5	4/137 12mm Tapered	14x10	570-1574	198.95	57-94129
		Mamba Beadlock Blackout	F/R	3.5+3.5	4/137 12mm Tapered	15x7	570-1597	199.95	57-94129
			F/R	5+2	4/137 12mm Tapered	14x7	570-1595	179.95	57-94129
			F/R	6+1	4/137 12mm Tapered	14x7	570-1556	179.95	57-94129
			F/R	4+4	4/137 12mm Tapered	14x8	570-1567	189.95	57-94129
			Rear	5+5	4/137 12mm Tapered	14x10	570-1578	198.95	57-94129
			F/R	3.5+3.5	4/137 12mm Tapered	15x7	570-1597	199.95	57-94129
		Ryno Beadlock Black	F/R	5+2	4/137 12mm Tapered	14x7	570-1601	185.95	57-94129
			F/R	5+2	4/137 12mm Tapered	15x7	570-1604	212.95	57-94129
		Ryno Beadlock Gunmetal	F/R	5+2	4/137 12mm Tapered	14x7	570-1611	185.95	57-94129
			F/R	5+2	4/137 12mm Tapered	15x7	570-1614	212.95	57-94129
		Twist Machined	F/R	5+2	4/137 12mm Tapered	14x7	570-1582	119.95	57-94129
		Twist Black	F/R	5+2	4/137 12mm Tapered	14x7	570-1586	119.95	57-94129

STREET

V-TWIN

OFFROAD

ATV / UTV

TUBES / ACCESSORIES

TRAILER

TOOLS / REPAIR

PROMOTIONAL

REFERENCE

INDEX

RACELINE
WHEELS



MAMBA



MAMBA BEADLOCK



MAMBA BLACKOUT BEADLOCK

Application	Year	Wheel		Offset	Bolt Pattern	Size	WPS#	List	Lug Nut (Box of 16)
KAWASAKI									
Prairie 360	'02-'16	Mamba	Front	5+2	4/137 12mm Tapered	12x7	570-1590	\$94.95	57-94121
Prairie 400	'97-'05	Scorpion	Front	5+2	4/137 12mm Tapered	12x7	570-1593	94.95	57-94121
Prairie 650	'02-'06	Hostage	F/R	5+2	4/110 12mm Tapered	14x7	570-1620	119.95	57-94121
650 Brute Force 4x4 (straight axle)	'06-'13	Mamba	F/R	5+2	4/110 12mm Tapered	12x7	570-1501	94.95	57-94121
650i Brute Force 4x4	'06-'13		F/R	5+2	4/110 12mm Tapered	14x7	570-1507	119.95	57-94121
750 Brute Force 4x4	'07-'17		F/R	5+2	4/110 12mm Tapered	15x7	570-1539	142.95	57-94121
		Mamba Beadlock	F/R	5+2	4/110 12mm Tapered	12x7	570-1515	149.95	57-94121
			F/R	5+2	4/110 12mm Tapered	14x7	570-1511	179.95	57-94121
			F/R	6+1	4/110 12mm Tapered	14x7	570-1544	179.95	57-94121
			F/R	4+4	4/110 12mm Tapered	14x8	570-1558	189.95	57-94121
			Rear	5+5	4/110 12mm Tapered	14x10	570-1569	198.95	57-94121
			F/R	3.5+3.5	4/110 12mm Tapered	15x7	570-1540	199.95	57-94121
		Mamba Blackout Beadlock	F/R	5+2	4/110 12mm Tapered	14x7	570-1549	179.95	57-94121
			F/R	6+1	4/110 12mm Tapered	14x7	570-1554	179.95	57-94121
			F/R	4+4	4/110 12mm Tapered	14x8	570-1565	189.95	57-94121
			Rear	5+5	4/110 12mm Tapered	14x10	570-1576	198.95	57-94121
			F/R	3.5+3.5	4/110 12mm Tapered	15x7	570-1550	199.95	57-94121
		Ryno Beadlock Black	F/R	5+2	4/110 12mm Tapered	14x7	570-1600	185.95	57-94121
			F/R	5+2	4/110 12mm Tapered	15x7	570-1603	212.95	57-94121
			Rear	5+5	4/110 12mm Tapered	15x10	570-1606	238.95	57-94121
		Ryno Beadlock Gunmetal	F/R	5+2	4/110 12mm Tapered	14x7	570-1610	185.95	57-94121
			F/R	5+2	4/110 12mm Tapered	15x7	570-1613	212.95	57-94121
			Rear	5+5	4/110 12mm Tapered	15x10	570-1616	238.95	57-94121
		Scorpion	F/R	5+2	4/110 12mm Tapered	12x7	570-1521	94.95	57-94121
			F/R	5+2	4/110 12mm Tapered	14x7	570-1527	119.95	57-94121
		Twist Machined	F/R	5+2	4/110 12mm Tapered	14x7	570-1580	119.95	57-94121
		Twist Black	F/R	5+2	4/110 12mm Tapered	14x7	570-1584	119.95	57-94121
Teryx / T4	'08-'17	Hostage	F/R	5+2	4/137 12mm Tapered	14x7	570-1621	119.95	57-94136
Mule 2500 Series	All	Mamba	F/R	5+2	4/137 12mm Tapered	14x7	570-1591	119.95	57-94136
Mule 3000 Series	All		F/R	5+2	4/137 12mm Tapered	15x7	570-1596	142.95	57-94136
Mule 4000 Series	All	Mamba Beadlock	F/R	5+2	4/137 12mm Tapered	14x7	570-1592	179.95	57-94136
			F/R	6+1	4/137 12mm Tapered	14x7	570-1546	179.95	57-94136
			F/R	4+4	4/137 12mm Tapered	14x8	570-1560	189.95	57-94136
			F/R	3.5+3.5	4/137 12mm Tapered	15x7	570-1548	199.95	57-94136
			Rear	5+5	4/137 12mm Tapered	14x10	570-1574	198.95	57-94136
		Mamba Beadlock Blackout	F/R	3.5+3.5	4/137 12mm Tapered	15x7	570-1597	199.95	57-94136
			F/R	5+2	4/137 12mm Tapered	14x7	570-1595	179.95	57-94136
			F/R	6+1	4/137 12mm Tapered	14x7	570-1556	179.95	57-94136
			F/R	4+4	4/137 12mm Tapered	14x8	570-1567	189.95	57-94136
			Rear	5+5	4/137 12mm Tapered	14x10	570-1578	198.95	57-94136
			F/R	3.5+3.5	4/137 12mm Tapered	15x7	570-1597	199.95	57-94136
		Ryno Beadlock Black	F/R	5+2	4/137 12mm Tapered	14x7	570-1601	185.95	57-94136
			F/R	5+2	4/137 12mm Tapered	15x7	570-1604	212.95	57-94136
			Rear	5+5	4/137 12mm Tapered	15x10	570-1607	238.95	57-94136
		Ryno Beadlock Gunmetal	F/R	5+2	4/137 12mm Tapered	14x7	570-1611	185.95	57-94136
			F/R	5+2	4/137 12mm Tapered	15x7	570-1614	212.95	57-94136
			Rear	5+5	4/137 12mm Tapered	15x10	570-1617	238.95	57-94136
Mule Pro FXT	'15-'17	Hostage	F/R	4+3	4/156 12mm Tapered	14x7	570-1622	119.95	57-94138
		Mamba	F/R	4+3	4/156 12mm Tapered	14x7	570-1510	119.95	57-94138
			F/R	4+3	4/156 12mm Tapered	15x7	570-1563	142.95	57-94138
		Mamba Beadlock	F/R	4+3	4/156 12mm Tapered	14x7	570-1514	179.95	57-94138
			F/R	6+1	4/156 12mm Tapered	14x7	570-1547	179.95	57-94138
			F/R	4+4	4/156 12mm Tapered	14x8	570-1564	189.95	57-94138
			Rear	5+5	4/156 12mm Tapered	14x10	570-1575	198.95	57-94138
			F/R	3.5+3.5	4/156 12mm Tapered	15x7	570-1543	199.95	57-94138
		Mamba Blackout Beadlock	F/R	4+3	4/156 12mm Tapered	14x7	570-1553	179.95	57-94138



SCORPION



TWIST MACHINED



TWIST BLACK

Application	Year	Wheel		Offset	Bolt Pattern	Size	WPS#	List	Lug Nut (Box of 16)
KAWASAKI (CONT'D...)									
Mule Pro FXT	'15-'17	Mamba Blackout Beadlock	F/R	6+1	4/156 12mm Tapered	14x7	570-1557	179.95	57-94138
			F/R	4+4	4/156 12mm Tapered	14x8	570-1568	189.95	57-94138
			Rear	5+5	4/156 12mm Tapered	14x10	570-1579	198.95	57-94138
		Ryno Beadlock Black	F/R	3.5+3.5	4/156 12mm Tapered	15x7	570-1543	199.95	57-94138
			F/R	5+2	4/156 12mm Tapered	14x7	570-1602	185.95	57-94138
			F/R	5+2	4/156 12mm Tapered	15x7	570-1605	212.95	57-94138
		Ryno Beadlock Gunmetal	Rear	5+5	4/156 12mm Tapered	15x10	570-1608	238.95	57-94138
			F/R	5+2	4/156 12mm Tapered	14x7	570-1612	185.95	57-94138
			F/R	5+2	4/156 12mm Tapered	15x7	570-1615	212.95	57-94138
		Scorpion	Rear	5+5	4/156 12mm Tapered	15x10	570-1618	238.95	57-94138
			F/R	4+3	4/156 12mm Tapered	14x7	570-1530	119.95	57-94138
			F/R	4+3	4/156 12mm Tapered	14x7	570-1583	119.95	57-94138
		Twist Machined	F/R	4+3	4/156 12mm Tapered	14x7	570-1583	119.95	57-94138
			F/R	4+3	4/156 12mm Tapered	14x7	570-1587	119.95	57-94138
Twist Black	F/R	4+3	4/156 12mm Tapered	14x7	570-1587	119.95	57-94138		
	F/R	4+3	4/156 12mm Tapered	14x7	570-1587	119.95	57-94138		
POLARIS									
400/450 Sportsman	All	Hostage	F/R	4+3	4/156 12mm Tapered	14x7	570-1622	\$119.95	57-9419
500 Sportsman	'02-'14	Mamba	F/R	4+3	4/156 12mm Tapered	12x7	570-1506	94.95	57-9419
500 Magnum	'99-'05		F/R	4+3	4/156 12mm Tapered	14x7	570-1510	119.95	57-9419
570 Sportsman	'05-'14	Mamba Beadlock	F/R	4+3	4/156 12mm Tapered	15x7	570-1563	142.95	57-9419
600 Sportsman	'02-'14		F/R	4+3	4/156 12mm Tapered	12x7	570-1518	149.95	57-9419
700 Sportsman	'02-'14	Mamba Beadlock	F/R	4+3	4/156 12mm Tapered	14x7	570-1514	179.95	57-9419
800 Sportsman	'02-'14		F/R	6+1	4/156 12mm Tapered	14x7	570-1547	179.95	57-9419
Ranger ETX/570/EV/ 800 6x6	'10-'17	Mamba Beadlock	F/R	4+4	4/156 12mm Tapered	14x8	570-1564	189.95	57-9419
RZR 800/900 XP	'11-'14		Rear	5+5	4/156 12mm Tapered	14x10	570-1575	198.95	57-9419
RZR 570	'08-'14	Mamba Beadlock	F/R	3.5+3.5	4/156 12mm Tapered	15x7	570-1543	199.95	57-9419
Sportsman 570/900 ACE	'14-'17		F/R	4+3	4/156 12mm Tapered	14x7	570-1553	179.95	57-9419
		Mamba Blackout Beadlock	F/R	6+1	4/156 12mm Tapered	14x7	570-1557	179.95	57-9419
			F/R	4+4	4/156 12mm Tapered	14x8	570-1568	189.95	57-9419
			Rear	5+5	4/156 12mm Tapered	14x10	570-1579	198.95	57-9419
		Ryno Beadlock Black	F/R	3.5+3.5	4/156 12mm Tapered	15x7	570-1573	199.95	57-9419
			F/R	5+2	4/156 12mm Tapered	14x7	570-1602	185.95	57-9419
			F/R	5+2	4/156 12mm Tapered	15x7	570-1605	212.95	57-9419
		Ryno Beadlock Gunmetal	Rear	5+5	4/156 12mm Tapered	15x10	570-1608	238.95	57-9419
			F/R	5+2	4/156 12mm Tapered	14x7	570-1612	185.95	57-9419
			F/R	5+2	4/156 12mm Tapered	15x7	570-1615	212.95	57-9419
		Scorpion	Rear	5+5	4/156 12mm Tapered	15x10	570-1618	238.95	57-9419
			F/R	4+3	4/156 12mm Tapered	12x7	570-1526	94.95	57-9419
			F/R	4+3	4/156 12mm Tapered	14x7	570-1530	119.95	57-9419
		Twist Machined	F/R	4+3	4/156 12mm Tapered	14x7	570-1583	119.95	57-9419
		Twist Black	F/R	4+3	4/156 12mm Tapered	14x7	570-1587	119.95	57-9419
Ranger Diesel/570 Full Size/900 XP	'10-'17	Hostage	F/R	4+3	4/156 12mm Tapered	14x7	570-1622	119.95	57-94131
RZR 900/900 XC/900 S	'15-'17	Mamba	F/R	4+3	4/156 12mm Tapered	14x7	570-1510	119.95	57-94131
RZR 1000 XP/ XP 4	'14-'17		F/R	4+3	4/156 12mm Tapered	15x7	570-1563	142.95	57-94131
		Mamba Beadlock	F/R	4+3	4/156 12mm Tapered	14x7	570-1514	179.95	57-94131
			F/R	6+1	4/156 12mm Tapered	14x7	570-1547	179.95	57-94131
			F/R	4+4	4/156 12mm Tapered	14x8	570-1564	189.95	57-94131
		Mamba Blackout Beadlock	Rear	5+5	4/156 12mm Tapered	14x10	570-1575	198.95	57-94131
			F/R	3.5+3.5	4/156 12mm Tapered	15x7	570-1543	199.95	57-94131
			F/R	4+3	4/156 12mm Tapered	14x7	570-1553	179.95	57-94131
		Ryno Beadlock Black	F/R	6+1	4/156 12mm Tapered	14x7	570-1557	179.95	57-94131
			F/R	4+4	4/156 12mm Tapered	14x8	570-1568	189.95	57-94131
			Rear	5+5	4/156 12mm Tapered	14x10	570-1579	198.95	57-94131
		Ryno Beadlock Gunmetal	F/R	3.5+3.5	4/156 12mm Tapered	15x7	570-1573	199.95	57-94131
			F/R	5+2	4/156 12mm Tapered	14x7	570-1602	185.95	57-94131
			F/R	5+2	4/156 12mm Tapered	15x7	570-1605	212.95	57-94131
		Ryno Beadlock Gunmetal	Rear	5+5	4/156 12mm Tapered	15x10	570-1608	238.95	57-94131
			F/R	5+2	4/156 12mm Tapered	14x7	570-1612	185.95	57-94131
F/R	5+2		4/156 12mm Tapered	15x7	570-1615	212.95	57-94131		

STREET
V-TWIN
OFFROAD
ATV / UTV
TUBES / ACCESSORIES
TRAILER
TOOLS / REPAIR
PROMOTIONAL
REFERENCE
INDEX

RACELINE
WHEELS



RYNO BEADLOCK BLACK



RYNO BEADLOCK GUNMETAL



HOSTAGE

Application	Year	Wheel		Offset	Bolt Pattern	Size	WPS#	List	Lug Nut (Box of 16)
POLARIS (cont'd...)									
Ranger Diesel/570 Full Size/900 XP	'10-'17		Rear	5+2	4/156 12mm Tapered	15x10	570-1618	238.95	57-94131
RZR 900/900 XC/900 S	'15-'17	Scorpion	F/R	4+3	4/156 12mm Tapered	14x7	570-1530	119.95	57-94131
RZR 1000 XP/ XP 4	'14-'17	Twist Machined	F/R	4+3	4/156 12mm Tapered	14x7	570-1583	119.95	57-94131
		Twist Black	F/R	4+3	4/156 12mm Tapered	14x7	570-1587	119.95	57-94131
550/850/1000 Sportsman XP	'09-'17	Hostage	F/R	4+3	4/156 12mm Tapered	14x7	570-1622	119.95	57-94121
Scrambler 850/1000 XP	'13-'17	Mamba	F/R	4+3	4/156 12mm Tapered	12x7	570-1506	94.95	57-94121
			F/R	4+3	4/156 12mm Tapered	14x7	570-1510	119.95	57-94121
			F/R	4+3	4/156 12mm Tapered	15x7	570-1563	142.95	57-94121
		Mamba Beadlock	F/R	4+3	4/156 12mm Tapered	12x7	570-1518	149.95	57-94121
			F/R	4+3	4/156 12mm Tapered	14x7	570-1514	179.95	57-94121
			F/R	6+1	4/156 12mm Tapered	14x7	570-1547	179.95	57-94121
			F/R	4+4	4/156 12mm Tapered	14x8	570-1564	189.95	57-94121
			Rear	5+5	4/156 12mm Tapered	14x10	570-1575	198.95	57-94121
			F/R	3.5+3.5	4/156 12mm Tapered	15x7	570-1543	199.95	57-94121
		Mamba Blackout Beadlock	F/R	4+3	4/156 12mm Tapered	14x7	570-1553	179.95	57-94121
			F/R	6+1	4/156 12mm Tapered	14x7	570-1557	179.95	57-94121
			F/R	4+4	4/156 12mm Tapered	14x8	570-1568	189.95	57-94121
			Rear	5+5	4/156 12mm Tapered	14x10	570-1579	198.95	57-94121
			F/R	3.5+3.5	4/156 12mm Tapered	15x7	570-1573	199.95	57-94121
		Ryno Beadlock Black	F/R	5+2	4/156 12mm Tapered	14x7	570-1602	185.95	57-94121
			F/R	5+2	4/156 12mm Tapered	15x7	570-1605	212.95	57-94121
			Rear	5+5	4/156 12mm Tapered	15x10	570-1608	238.95	57-94121
		Ryno Beadlock Gunmetal	F/R	5+2	4/156 12mm Tapered	14x7	570-1612	185.95	57-94121
			F/R	5+2	4/156 12mm Tapered	15x7	570-1615	212.95	57-94121
			Rear	5+5	4/156 12mm Tapered	15x10	570-1618	238.95	57-94121
		Scorpion	F/R	4+3	4/156 12mm Tapered	12x7	570-1526	94.95	57-94121
			F/R	4+3	4/156 12mm Tapered	14x7	570-1530	119.95	57-94121
		Twist Machined	F/R	4+3	4/156 12mm Tapered	14x7	570-1583	119.95	57-94121
		Twist Black	F/R	4+3	4/156 12mm Tapered	14x7	570-1587	119.95	57-94121
SUZUKI									
400 Eiger 4x4	'02-'07	Hostage	F/R	5+2	4/110 12mm Tapered	14x7	570-1620	\$119.95	57-94121
400/500 King Quad 4x4 (Straight-Axle)	'09-'17	Mamba	Front	5+2	4/110 12mm Tapered	12x7	570-1501	94.95	57-94121
500 Vinson 4x4	'02-'06		Rear	2+5	4/110 12mm Tapered	12x7	570-1502	94.95	57-94121
			Front	5+2	4/110 12mm Tapered	14x7	570-1507	119.95	57-94121
			Rear	2+5	4/110 12mm Tapered	14x7	570-1531	119.95	57-94121
		Scorpion	Front	5+2	4/110 12mm Tapered	12x7	570-1521	94.95	57-94121
			Rear	2+5	4/110 12mm Tapered	12x7	570-1522	94.95	57-94121
King Quad 450/500 (IRS)	'07-'17	Hostage	F/R	5+2	4/110 12mm Tapered	14x7	570-1620	119.95	57-94121
King Quad 700/750 (IRS)	'06-'17	Mamba	F/R	5+2	4/110 12mm Tapered	12x7	570-1501	94.95	57-94121
			F/R	5+2	4/110 12mm Tapered	14x7	570-1507	119.95	57-94121
			F/R	5+2	4/110 12mm Tapered	15x7	570-1539	142.95	57-94121
		Mamba Beadlock	F/R	5+2	4/110 12mm Tapered	12x7	570-1515	149.95	57-94121
			F/R	5+2	4/110 12mm Tapered	14x7	570-1511	179.95	57-94121
			F/R	6+1	4/110 12mm Tapered	14x7	570-1544	179.95	57-94121
			F/R	4+4	4/110 12mm Tapered	14x8	570-1558	189.95	57-94121
			Rear	5+5	4/110 12mm Tapered	14x10	570-1569	198.95	57-94121
			F/R	3.5+3.5	4/110 12mm Tapered	15x7	570-1540	199.95	57-94121
		Mamba Blackout Beadlock	F/R	5+2	4/110 12mm Tapered	14x7	570-1549	179.95	57-94121
			F/R	6+1	4/110 12mm Tapered	14x7	570-1554	179.95	57-94121
			F/R	4+4	4/110 12mm Tapered	14x8	570-1565	189.95	57-94121
			Rear	5+5	4/110 12mm Tapered	14x10	570-1576	198.95	57-94121
			F/R	3.5+3.5	4/110 12mm Tapered	15x7	570-1550	199.95	57-94121
		Ryno Beadlock Black	F/R	5+2	4/110 12mm Tapered	14x7	570-1600	185.95	57-94121
			F/R	5+2	4/110 12mm Tapered	15x7	570-1603	212.95	57-94121
			Rear	5+5	4/110 12mm Tapered	15x10	570-1606	238.95	57-94121
		Ryno Beadlock Gunmetal	F/R	5+2	4/110 12mm Tapered	14x7	570-1610	185.95	57-94121



MAMBA



MAMBA BEADLOCK



MAMBA BLACKOUT BEADLOCK

Application	Year	Wheel		Offset	Bolt Pattern	Size	WPS#	List	Lug Nut (Box of 16)
SUZUKI (CONT'D...)									
King Quad 450/500 (IRS)	'07-'17		F/R	5+2	4/110 12mm Tapered	15x7	570-1613	212.95	57-94121
King Quad 700/750 (IRS)	'06-'17		Rear	5+5	4/110 12mm Tapered	15x10	570-1616	238.95	57-94121
		Scorpion	F/R	5+2	4/110 12mm Tapered	12x7	570-1521	94.95	57-94121
			F/R	5+2	4/110 12mm Tapered	14x7	570-1527	119.95	57-94121
		Twist Machined	F/R	5+2	4/110 12mm Tapered	14x7	570-1580	119.95	57-94121
		Twist Black	F/R	5+2	4/110 12mm Tapered	14x7	570-1584	119.95	57-94121
YAMAHA									
350 Grizzly (straight axle) 4x4	'07-'14	Mamba	Front	5+2	4/110 12mm Tapered	12x7	570-1501	\$94.95	57-94121
350/400 Big Bear 2x4/4x4	'87-'06		Rear	2+5	4/110 12mm Tapered	12x7	570-1502	94.95	57-94121
350/450 Wolverine 4x4	'95-'11		Front	5+2	4/110 12mm Tapered	14x7	570-1507	119.95	57-94121
350 Bruin 2x4/4x4	'04-'06		Front	2+5	4/110 12mm Tapered	14x7	570-1531	119.95	57-94121
400/450 Kodiak 4x4	'93-'04	Scorpion	Front	5+2	4/110 12mm Tapered	12x7	570-1521	94.95	57-94121
600 Grizzly	'98-'01		Rear	2+5	4/110 12mm Tapered	12x7	570-1522	94.95	57-94121
350 Grizzly (IRS)	'07-'15	Hostage	F/R	5+2	4/110 12mm Tapered	14x7	570-1620	119.95	57-94121
400 Big Bear (IRS)	'07-'14	Mamba	F/R	5+2	4/110 12mm Tapered	12x7	570-1501	94.95	57-94121
400/450 Kodiak (IRS) 4x4	'05-'06		F/R	5+2	4/110 12mm Tapered	14x7	570-1507	119.95	57-94121
400/450 Grizzly (IRS) 4x4	'07-'15		F/R	5+2	4/110 12mm Tapered	15x7	570-1539	142.95	57-94121
550 Grizzly 4x4	'09-'15	Mamba Beadlock	F/R	5+2	4/110 12mm Tapered	12x7	570-1515	149.95	57-94121
660 Grizzly 4x4	'02-'08		F/R	5+2	4/110 12mm Tapered	14x7	570-1511	179.95	57-94121
700 Grizzly 4x4	'07-'17		F/R	6+1	4/110 12mm Tapered	14x7	570-1544	179.95	57-94121
Kodiak 700	'16-'17		F/R	4+4	4/110 12mm Tapered	14x8	570-1558	189.95	57-94121
450/660/700 Rhino	'04-'13		Rear	5+5	4/110 12mm Tapered	14x10	570-1569	198.95	57-94121
			F/R	3.5+3.5	4/110 12mm Tapered	15x7	570-1540	199.95	57-94121
		Mamba Blackout Beadlock	F/R	5+2	4/110 12mm Tapered	14x7	570-1549	179.95	57-94121
			F/R	6+1	4/110 12mm Tapered	14x7	570-1554	179.95	57-94121
			F/R	4+4	4/110 12mm Tapered	14x8	570-1565	189.95	57-94121
			Rear	5+5	4/110 12mm Tapered	14x10	570-1576	198.95	57-94121
			F/R	3.5+3.5	4/110 12mm Tapered	15x7	570-1550	199.95	57-94121
		Ryno Beadlock Black	F/R	5+2	4/110 12mm Tapered	14x7	570-1600	185.95	57-94121
			F/R	5+2	4/110 12mm Tapered	15x7	570-1603	212.95	57-94121
			Rear	5+5	4/110 12mm Tapered	15x10	570-1606	238.95	57-94121
		Ryno Beadlock Gunmetal	F/R	5+2	4/110 12mm Tapered	14x7	570-1610	185.95	57-94121
			F/R	5+2	4/110 12mm Tapered	15x7	570-1613	212.95	57-94121
			Rear	5+5	4/110 12mm Tapered	15x10	570-1616	238.95	57-94121
		Scorpion	F/R	5+2	4/110 12mm Tapered	12x7	570-1521	94.95	57-94121
			F/R	5+2	4/110 12mm Tapered	14x7	570-1527	119.95	57-94121
		Twist Machined	F/R	5+2	4/110 12mm Tapered	14x7	570-1580	119.95	57-94121
		Twist Black	F/R	5+2	4/110 12mm Tapered	14x7	570-1584	119.95	57-94121
Viking	'16-'17	Hostage	F/R	5+2	4/110 12mm Tapered	14x7	570-1620	119.95	57-94136
Wolverine	'16-'17	Mamba	F/R	5+2	4/110 12mm Tapered	14x7	570-1507	119.95	57-94136
			F/R	5+2	4/110 12mm Tapered	15x7	570-1539	142.95	57-94136
		Mamba Beadlock	F/R	5+2	4/110 12mm Tapered	14x7	570-1511	179.95	57-94136
			F/R	6+1	4/110 12mm Tapered	14x7	570-1544	179.95	57-94136
			F/R	4+4	4/110 12mm Tapered	14x8	570-1558	189.95	57-94136
			F/R	5+5	4/110 12mm Tapered	14x10	570-1569	198.95	57-94136
			F/R	3.5+3.5	4/110 12mm Tapered	15x7	570-1540	199.95	57-94136
		Mamba Blackout Beadlock	F/R	5+2	4/110 12mm Tapered	14x7	570-1549	179.95	57-94136
			F/R	6+1	4/110 12mm Tapered	14x7	570-1554	179.95	57-94136
			F/R	4+4	4/110 12mm Tapered	14x8	570-1565	189.95	57-94136
			F/R	5+5	4/110 12mm Tapered	14x10	570-1576	198.95	57-94136
			F/R	3.5+3.5	4/110 12mm Tapered	15x7	570-1550	199.95	57-94136
		Ryno Beadlock Black	F/R	5+2	4/110 12mm Tapered	14x7	570-1600	185.95	57-94136
			F/R	5+2	4/110 12mm Tapered	15x7	570-1603	212.95	57-94136
			Rear	5+5	4/110 12mm Tapered	15x10	570-1606	238.95	57-94136
		Ryno Beadlock Gunmetal	F/R	5+2	4/110 12mm Tapered	14x7	570-1610	185.95	57-94136

STREET
V-TWIN
OFFROAD
ATV / UTV
TUBES / ACCESSORIES
TRAILER
TOOLS / REPAIR
PROMOTIONAL
REFERENCE
INDEX

RACELINE
WHEELS



SCORPION



TWIST MACHINED



TWIST BLACK

Application	Year	Wheel		Offset	Bolt Pattern	Size	WPS#	List	Lug Nut (Box of 16)
YAMAHA (CONT'D...)									
Viking	'16-'17		F/R	5+2	4/110 12mm Tapered	15x7	570-1613	212.95	57-94136
Wolverine	'16-'17		Rear	5+5	4/110 12mm Tapered	15x10	570-1616	238.95	57-94136
		Scorpion	F/R	5+2	4/110 12mm Tapered	14X7	570-1527	119.95	57-94136
		Twist Machined	F/R	5+2	4/110 12mm Tapered	14x7	570-1580	119.95	57-94136
		Twist Black	F/R	5+2	4/110 12mm Tapered	14x7	570-1584	119.95	57-94136
YZX 1000R	16-18	Hostage	F/R	5+2	4/110 12mm Tapered	14x7	570-1620	119.95	57-94136
YZX 1000R SE	'16-'17	Mamba	F/R	5+2	4/110 12mm Tapered	14X7	570-1507	119.95	57-94136
YZX 1000R SS	'17		F/R	5+2	4/110 12mm Tapered	15x7	570-1539	142.95	57-94136
YZX 1000R SS SE	'17	Mamba Beadlock	F/R	5+2	4/110 12mm Tapered	14X7	570-1511	179.95	57-94136
			F/R	6+1	4/110 12mm Tapered	14X7	570-1544	179.95	57-94136
			F/R	4+4	4/110 12mm Tapered	14X8	570-1558	189.95	57-94136
			F/R	5+5	4/110 12mm Tapered	14X10	570-1569	198.95	57-94136
			F/R	3.5+3.5	4/110 12mm Tapered	15X7	570-1540	199.95	57-94136
		Mamba Blackout Beadlock	F/R	5+2	4/110 12mm Tapered	14X7	570-1549	179.95	57-94136
			F/R	6+1	4/110 12mm Tapered	14X7	570-1554	179.95	57-94136
		Ryno Beadlock Black	F/R	5+2	4/110 12mm Tapered	14x7	570-1600	185.95	57-94136
			F/R	5+2	4/110 12mm Tapered	15x7	570-1603	212.95	57-94136
			Rear	5+5	4/110 12mm Tapered	15x10	570-1606	238.95	57-94136
		Ryno Beadlock Gunmetal	F/R	5+2	4/110 12mm Tapered	14x7	570-1610	185.95	57-94136
			F/R	5+2	4/110 12mm Tapered	15x7	570-1613	212.95	57-94136
			Rear	5+5	4/110 12mm Tapered	15x10	570-1616	238.95	57-94136
		Scorpion	F/R	5+2	4/110 12mm Tapered	14X7	570-1527	119.95	57-94136
		Twist Machined	F/R	5+2	4/110 12mm Tapered	14x7	570-1580	119.95	57-94136
		Twist Black	F/R	5+2	4/110 12mm Tapered	14x7	570-1584	119.95	57-94136

POLARIS SPARE TIRE KITS

Description	Size	Wheel	Pattern	Offset	WPS #	List
Polaris Spare Tire Kit with Mud Rebel Tire	26x9-12	Black Steel	4/156	4+3	570-0004	\$153.95
Replacement Wheel	12x7	Black Steel	4/156	4+3	57-9227	41.95
Replacement Mud Rebel tire	26x9-12				570-4002	111.95



REPLACEMENT PARTS



A



B



C



D



E



F



G



H



I



J



K

	Application	WPS #	List
REPLACEMENT CAPS			
A	Chrome cap 4/137&4/156 Monster wheel only	570-0002	\$6.95
	Chrome cap tall 4/137&4/156 Monster wheel only	570-0002T	6.95
B	Black Cap - ** fits all Sedona wheels	570-0003	6.95
C	Viking wheel cap chrome	570-0005	5.95
D	Viking wheel cap black	570-0006	5.95
E	Viper Wheel Cap 4/110 - 4/115	570-0007	7.95
	Viper Wheel Cap 4/137 - 4/156	570-0008	7.95
F	Riot Wheel Cap	570-0009	8.95
G	Split 6 Center Cap 4/110-4/115	570-0010	9.95
	Split 6 Center Cap 4/137-4/156	570-0011	9.95
H	Rukus Center Cap - All	570-0012	11.95
I	Raceline Wheel Cap 4/110-4/115	570-1588	12.95
	Raceline Wheel Cap 4/137-4/156	570-1589	13.95
J	Sparx, Chopper & Hollow Point Center Cap 4/110	570-0023	11.95
	Sparx, Chopper & Hollow Point Center Cap 4/137 - 4/156	570-0024	11.95
K	Cap spacer ring for 4/110 bolt pattern for Viking wheels	570-0025	7.95

STREET

V-TWIN

OFFROAD

ATV / UTV

TUBES / ACCESSORIES

TRAILER

TOOLS / REPAIR

PROMOTIONAL

REFERENCE

INDEX



REPLACEMENT PARTS



A



B



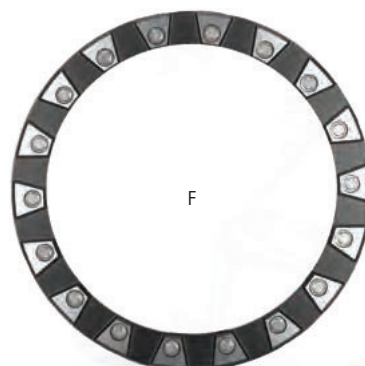
C



D



E



F

COLORED INSERTS FOR RUKUS WHEELS



Display friendly packaging



G



H



I



J



K

Application	WPS #	List
LUG NUTS		
1/2"-20 60° Tapered chrome lug nut 5/8 head (single lug nut)	57-9407	\$1.50
1/2"-20 60° Tapered chrome lug nut 5/8 head (box of 16)	57-94171	25.95
10mm Flat base OEM style lug nut (single lug nut)	57-94125	.75
10mm 60° Tapered OEM style lug nut (single lug nut)	57-9409	.75
3/8"-24 Flat base Chrome lug nut box of 16	57-94137	21.95
10mm Flat base OEM style lug nut box of 16	57-94123	11.95
3/8"-24 60° Tapered Chrome lug nut 14mm head box of 16	57-9419	21.95
3/8"-24 60° Tapered Black lug nut 14mm head box of 16	57-9419B	25.95
10mm x 1.25 60° Tapered Chrome lug nut 14mm head (single lug nut)	57-94120	1.50
10mm x 1.25 60° Tapered Chrome lug nut 14mm head box of 16	57-94121	21.95
10mm x 1.25 60° Tapered Black lug nut 14mm head box of 16	57-94121B	25.95
10mm x 1.25 Flat base Chrome lug nut 14mm head box of 16	57-94122	21.95
12mm x 1.25 Flat base Chrome lug nut 17mm head box of 16	57-94130	21.95
10mm x 1.50 60° Tapered Chrome lug nut box of 16	57-94134	21.95
12mm x 1.50 60° Tapered Chrome lug nut box of 16	57-94129	21.95
12mm x 1.25 60° Tapered Chrome lug nut 17mm head box of 16	57-94136	25.95
12mm x 1.25 60° Tapered Chrome lug nut 14mm head box of 16	57-94138	25.95
12mm x 1.50 Splined 61° tapered lug nut w/key box of 16	57-94131	25.95
12mm x 1.50 Splined 60° Black tapered lug w/ key box of 16	57-94131B	29.95
A Replacement key for use with kit 57-94131 and 57-94131B	57-94135	5.95
B Spike Chrome Lug Nut 3/8"-24 Tapered w/Key	570-0100	54.95
Spike Chrome Lug Nut Tapered 10mmx1.25 w/Key	570-0102	54.95
Spike Chrome Lug Nut Tapered 12mmx1.25 w/Key	570-0104	54.95
Spike Chrome Lug Nut Tapered 12mmx1.50 w/Key	570-0106	54.95
C Spike Black Lug Nut 3/8"-24 Tapered w/Key	570-0101	57.95
Spike Black Lug Nut Tapered 10mmx1.25 w/Key	570-0103	57.95
Spike Black Lug Nut Tapered 12mmx1.25 w/Key	570-0105	57.95
Spike Black Lug Nut Tapered 12mmx1.50 w/Key	570-0107	57.95

Application	WPS #	List
REPLACEMENT BEADLOCK RINGS		
D Beadlock Ring Polished 12"	570-1534	\$44.95
Beadlock Ring Polished 14"	570-1535	59.95
Beadlock Ring Polished 15"	570-1537	69.95
E Beadlock Ring Black 14"	570-1536	59.95
Beadlock Ring Black 15"	570-1538	69.95
Mamba Beadlock bolt kit	570-1520	9.95
F Split 6 14" Beadlock Ring	570-1239	36.95
RUKUS WHEEL INSERTS		
G 4/PK Wheel Inserts - GREY - fits 5+2 / 4+3	570-0013	\$21.95
4/PK Wheel Inserts - GREY - fits 6+1	570-0018	21.95
H 4/PK Wheel Inserts - RED - fits 5+2 / 4+3	570-0014	21.95
4/PK Wheel Inserts - RED - fits 6+1	570-0019	21.95
I 4/PK Wheel Inserts - GREEN - fits 5+2 / 4+3	570-0015	21.95
4/PK Wheel Inserts - GREEN - fits 6+1	570-0021	21.95
J 4/PK Wheel Inserts - BLUE - fits 5+2 / 4+3	570-0016	21.95
4/PK Wheel Inserts - BLUE - fits 6+1	570-0022	21.95
K 4/PK Wheel Inserts - ORANGE - fits 5+2 / 4+3	570-0017	21.95
4/PK Wheel Inserts - ORANGE - fits 6+1	570-0020	21.95



STREET

V-TWIN

OFFROAD

ATV / UTV

TUBES / ACCESSORIES

TRAILER

TOOLS / REPAIR

PROMOTIONAL

REFERENCE

INDEX

ULTIMATE ROK-OUT 2



- Eliminates stock steel rock guard plates for less weight
- Incorporates built in rock guards
- Tapered lug holes
- Pre-installed valve stems

Size	Bolt Pattern	Offset	Specs/Color/Finish	WPS#	List
10x5	4/144	3+2	BLACK .125 DBL RL	574-41150	\$67.95
10x5	4/144	3.875+1.125	BLACK .125 DBL RL	574-41151	67.95
10x5	4/156	3+2	BLACK .125 DBL RL	574-41156	67.95
10x5	4/144	3.875+1.125	BLACK .125 DBL RL	574-41157	67.95
10x5	4/144	3+2	BLACK .160 DBL RL	574-41152	95.95
10x5	4/144	4+1	BLACK .160 DBL RL	574-41153	95.95
10x5	4/156	3+2	BLACK .160 DBL RL	574-41158	95.95
10x5	4/156	4+1	BLACK .160 DBL RL	574-41159	95.95
10x5	4/144	3+2	BLACK .160 RL *	574-41154	167.95
10x5	4/144	4+1	BLACK .160 RL *	574-41155	188.95
10x5	4/156	3+2	BLACK .160 RL *	574-41160	167.95
10x5	4/156	4+1	BLACK .160 RL *	574-41311	188.95

* Single Bead Lock

ULTIMATE G3



- Improved fatigue resistance ring
- Reinforced super strong lip design
- Attached nut plate
- Pre-installed valve stems



Size	Bolt Pattern	Offset	Specs/Color/Finish	WPS#	List
8x6	4/110	2+4	BLACK .125 DBL RL *	574-42150	\$70.95
8x6	4/115	2+4	BLACK .125 DBL RL *	574-42154	70.95
8x8	4/110	3+5	BLACK .190/.160 DBL RL *	574-42151	90.95
8x8	4/115	3+5	BLACK .190/.160 DBL RL *	574-42155	90.95
9x8	4/110	3+5	BLACK .190/.160 DBL RL *	574-42152	92.95
9x8	4/115	3+5	BLACK .190/.160 DBL RL *	574-42156	92.95
8x8	4/110	3+5	BLACK .190/.160 RL ^	574-42170	158.95
8x8	4/115	3+5	BLACK .190/.160 RL ^	574-42176	158.95
9x8	4/115	3+5	BLACK .190/.160 RL ^	574-42177	173.95
9x8	4/110	3+5	BLACK .190/.160 RL ^	574-42171	173.95
10x8	4/110	3+5	BLACK .190/.160 RL ^	574-42172	173.95
9x8	4/110	3+5	BLACK .190/.160 DBL RL #	574-42173	241.95
9x9	4/110	4+5	BLACK .190/.160 DBL RL #	574-42174	241.95
9x9	4/110	4.5+4.5	BLACK .190/.160 DBL RL #	574-42175	241.95
9x8	4/115	3+5	BLACK .190/.160 DBL RL #	574-42189	241.95
9x9	4/115	4+5	BLACK .190/.160 DBL RL #	574-42190	241.95
9x9	4/115	4.5+4.5	BLACK .190/.160 DBL RL #	574-42191	241.95

* Double Rolled Lip

^ Outer Bead Lock

Dual Bead Lock



STREET

V-TWIN

OFFROAD

ATV / UTV

TUBES / ACCESSORIES

TRAILER

TOOLS / REPAIR

PROMOTIONAL

REFERENCE

INDEX

BLUE LABEL

- 6061 aircraft grade aluminum
- Extremely strong and very light
- .125" construction
- Pre-installed valve stems
- Polished finish



Size	Bolt Pattern	Offset	WPS#	List	Size	Bolt Pattern	Offset	WPS#	List
8x6	3/100	3+3	574-1218	\$61.95	10x4	4/156	2+2	574-1220	59.95
8x8	4/85	3+5	574-1201	56.95	10x5	4/110	3+2	574-1205	63.95
8x8	4/4	3+5	574-1202	56.95	10x5	4/144	3+2	574-1215	63.95
8x8	4/110	3+5	574-1203	56.95	10x5	4/156	2+3	574-1216	63.95
8x8	4/115	3+5	574-1208	56.95	10x5	4/156	3+2	574-1217	64.95
8x8	4/130-110	3+5	574-1214	56.95	10x8	4/110	3+5	574-1206	68.95
9x8	4/110	3+5	574-1204	74.95	10x8	4/115	3+5	574-1211	68.95
9x8	4/115	3+5	574-1209	74.95	10x9	4/110	3+6	574-1207	74.95
9x9	4/115	4+5	574-1210	74.95	10x9	4/115	3+6	574-1212	74.95
10x4	4/144	2+2	574-1219	59.95	10x10	4/115	4+6	574-1213	74.95

DOUGLAS RED LABEL

- .190 6061-T6 aluminum
- Reinforced center
- Tapered lug holes
- Pre-installed valve stems



Size	Bolt Pattern	Offset	Specs/Color	WPS#	List
11x7	4/144	5+2	.190 Polished	574-1221	\$124.95
12x8	4/156	3+5	.190 Polished	574-1101	138.95
12x8	4/156	3+5	.190 Black	574-1102	138.95
12x8	4/156	4+4	.190 Polished	574-1103	138.95
12x10	4/156	4+6	.190 Polished	574-1104	183.95
12x10	4/156	4+6	.190 Black	574-1105	183.95
12x10	4/156	5+2	.190 Black	574-1106	183.95
12x10	4/110	4+6	.190 Polished	574-1110	183.95
12x8	4/110	4+4	.190 Polished	574-1111	138.95
12x8	4/136	4+4	.190 Polished	574-1121	138.95
12x8	4/136	4+4	.190 Black	574-1122	138.95
12x10	4/136	5+5	.190 Polished	574-1123	183.95
12x10	4/136	5+5	.190 Black	574-1124	183.95



A5

- 6061 aluminum wheel is engineered to be durable yet forgiving
- Features inner and outer rolled lip design
- Pre-installed valve stems
- Polished or black finish



Size	Bolt Pattern	Offset	Color/Finish	WPS#	List
8x6	4/110	2+4	BLACK	574-3301	\$70.95
8x6	4/115	2+4	BLACK	574-3306	70.95
8x8	4/110	3+5	BLACK	574-3302	67.95
8x8	4/115	3+5	BLACK	574-3307	67.95
9x8	4/110	3+5	BLACK	574-3303	78.95
9x8	4/115	3+5	BLACK	574-3308	78.95
10x5	4/144	3+2	BLACK	574-3311	63.95
10x5	4/144	4+1	BLACK	574-3312	63.95
10x5	4/156	3+2	BLACK	574-3313	63.95
10x5	4/156	4+1	BLACK	574-3314	63.95
10x8	4/110	3+5	BLACK	574-3304	78.95
10x8	4/115	3+5	BLACK	574-3309	78.95
10x10	4/110	5+5	BLACK	574-3305	86.95
10x10	4/115	5+5	BLACK	574-3310	86.95
8x6	4/85	2+4	POLISHED	574-3214	70.95

Size	Bolt Pattern	Offset	Color/Finish	WPS#	List
8x6	4/110	2+4	POLISHED	574-3220	70.95
8x6	4/115	2+4	POLISHED	574-3205	70.95
8x8	4/85	3+5	POLISHED	574-3216	67.95
8x8	4/110	3+5	POLISHED	574-3215	67.95
8x8	4/115	3+5	POLISHED	574-3206	67.95
9x8	4/110	3+5	POLISHED	574-3217	78.95
9x8	4/115	3+5	POLISHED	574-3207	78.95
10x5	4/85	3+2	POLISHED	574-3218	63.95
10x5	4/144	3+2	POLISHED	574-3210	63.95
10x5	4/144	4+1	POLISHED	574-3211	63.95
10x5	4/156	3+5	POLISHED	574-3212	63.95
10x5	4/156	4+1	POLISHED	574-3213	63.95
10x8	4/110	3+5	POLISHED	574-3219	78.95
10x8	4/115	3+5	POLISHED	574-3208	78.95
10x10	4/110	5+5	POLISHED	574-3221	86.95
10x10	4/115	5+5	POLISHED	574-3209	86.95



WHEEL ACCESSORIES

Description	Specs.	WPS#	List
ACCESSORIES			
DWT MUD COVER 8" WHITE		574-9000	\$7.95
DWT MUD COVER 9" WHITE		574-9001	7.95
DWT MUD COVER 10" WHITE		574-9002	7.95
DWT CENTER CAP NITRO		574-9010	6.95
DWT CENTER CAP 82MM	BLACK	574-9211	5.95
DWT 8" NUT PLATE KIT		574-42000	19.95
DWT 9" NUT PLATE KIT		574-42001	19.95
DWT 10" NUT PLATE KIT		574-42002	19.95
DWT 8" BEADLOCK RING SIL		574-42010	33.95
DWT 8" BEADLOCK RING BLK		574-42013	33.95
DWT 8" BEADLOCK RING RED		574-42016	33.95
DWT 9" BEADLOCK RING SIL		574-42011	38.95
DWT 9" BEADLOCK RING BLK		574-42014	38.95
DWT 9" BEADLOCK RING RED		574-42017	38.95
DWT 10" BEADLOCK RING SIL		574-42012	38.95
DWT 10" BEADLOCK RING BLK		574-42015	38.95
DWT 10" BEADLOCK RING RED		574-42018	38.95

STREET
V-TWIN
OFFROAD
ATV / UTV
TUBES / ACCESSORIES
TRAILER
TOOLS / REPAIR
PROMOTIONAL
REFERENCE
INDEX



UTV AND SIDE BY SIDE WHEELS



FUSION

- Lightest and strongest wheel available for elite side by sides and utility ATV's.
- Carbon Fiber composite technology used in wheel area with 6061 billet centers.
- 3 piece wheel available in single or double beadlock configurations.

SIDEWINDER

- Carbon Fiber composite technology provides lightweight which helps with improved acceleration, braking and turning.
- 3 piece wheel available in single or double beadlock configurations.



Desert Rat



Raptor



Falcon

Application	Year	Finish	Size	Offset	Bolt Pattern	WPS#	List
CAN AM							
Commander 800/1000	11-17	Cheyenne Matte Black	15x8	4+4	4/137	575-11332	\$298.95
Maverick/ MAX	13-17		15x10	5+5	4/137	575-11330	298.95
Defender/XT	16-17	Desert Rat Matte Black	14x6	4+2	4/137	575-11742	439.95
Maverick X3	17		14x7	4+3	4/137	575-11743	439.95
			14x7	5+2	4/137	575-11752	439.95
			14x8	4+4	4/137	575-11744	439.95
			14x8	5+3	4/137	575-11753	439.95
			14x10	5+5	4/137	575-11755	439.95
		Desert Rat Machine/Black	14x6	4+2	4/137	575-11842	439.95
			14x7	4+3	4/137	575-11843	439.95
			14x7	5+2	4/137	575-11852	439.95
			14x8	4+4	4/137	575-11844	439.95
			14x8	5+3	4/137	575-11853	439.95
			14x10	5+5	4/137	575-11855	439.95
		Falcon Matte Black	14x6	4+2	4/137	575-11479	258.95
			14x7	4+3	4/137	575-11481	268.95
			14x7	5+2	4/137	575-11483	268.95
			14x8	4+4	4/137	575-11485	288.95
		Falcon Machine/Black	14x6	4+2	4/137	575-11478	258.95
			14x7	4+3	4/137	575-11480	268.95
			14x7	5+2	4/137	575-11482	268.95
			14x8	4+4	4/137	575-11484	288.95
		Raptor Matte Black	14x8	4+4	4/137	575-11305	288.95
			14x10	5+5	4/137	575-11311	288.95
			15x8	4+4	4/137	575-11475	298.95
			15x10	5+5	4/137	575-11477	298.95
		Raptor Machine Black	14x8	4+4	4/137	575-11302	288.95
			14x10	5+5	4/137	575-11308	288.95
			15x8	4+4	4/137	575-11474	298.95
			15x10	5+5	4/137	575-11476	298.95
		Zero	15x6	5+1	4/137	575-11320	364.95



UTV AND SIDE BY SIDE WHEELS

Application	Year	Finish	Size	Offset	Bolt Pattern	WPS#	List	
KAWASAKI								
Teryx/T4 750/800	08-17	Cheyenne Matte Black	15x8	4+4	4/137	575-11332	\$298.95	
			15x10	5+5	4/137	575-11330	298.95	
			Desert Rat Matte Black	14x6	4+2	4/137	575-11742	439.95
				14x7	4+3	4/137	575-11743	439.95
				14x7	5+2	4/137	575-11752	439.95
				14x8	4+4	4/137	575-11744	439.95
		Desert Rat Machine/Black	14x8	5+3	4/137	575-11753	439.95	
			14x10	5+5	4/137	575-11755	439.95	
			14x6	4+2	4/137	575-11842	439.95	
			14x7	4+3	4/137	575-11843	439.95	
		Falcon Matte Black	14x7	5+2	4/137	575-11852	439.95	
			14x8	4+4	4/137	575-11844	439.95	
			14x8	5+3	4/137	575-11853	439.95	
			14x10	5+5	4/137	575-11855	439.95	
		Falcon Machine/Black	14x6	4+2	4/137	575-11479	258.95	
			14x7	4+3	4/137	575-11481	268.95	
			14x7	5+2	4/137	575-11483	268.95	
			14x8	4+4	4/137	575-11485	288.95	
		Raptor Matte Black	14x6	4+2	4/137	575-11478	258.95	
			14x7	4+3	4/137	575-11480	268.95	
			14x7	5+2	4/137	575-11482	268.95	
			14x8	4+4	4/137	575-11484	288.95	
		Raptor Machine Black	14x8	4+4	4/137	575-11305	288.95	
			14x10	5+5	4/137	575-11311	288.95	
			15x8	4+4	4/137	575-11475	298.95	
			15x10	5+5	4/137	575-11477	298.95	
		Zero	14x8	4+4	4/137	575-11302	288.95	
			14x10	5+5	4/137	575-11308	288.95	
			15x8	4+4	4/137	575-11474	298.95	
			15x10	5+5	4/137	575-11476	298.95	
Mule PRO FX/FXT/DX/DXT	15-17	Cheyenne Matte Black	15x8	4+4	4/156	575-11333	298.95	
			15x10	5+5	4/156	575-11331	298.95	
			Desert Rat Matte Black	14x6	4+2	4/156	575-12742	439.95
				14x7	4+3	4/156	575-12743	439.95
				14x7	5+2	4/156	575-12752	439.95
				14x8	4+4	4/156	575-12744	439.95
		Desert Rat Machine/Black	14x8	5+3	4/156	575-12753	439.95	
			14x10	5+5	4/156	575-12755	439.95	
			14x6	4+2	4/156	575-12842	439.95	
			14x7	4+3	4/156	575-12843	439.95	
		Falcon Matte Black	14x7	5+2	4/156	575-12852	439.95	
			14x8	4+4	4/156	575-12844	439.95	
			14x8	5+3	4/156	575-12853	439.95	
			14x10	5+5	4/156	575-12855	439.95	
		Falcon Machine/Black	14x6	4+2	4/156	575-11493	258.95	
			14x7	4+3	4/156	575-11495	268.95	
			14x7	5+2	4/156	575-11497	268.95	
			14x8	4+4	4/156	575-11499	288.95	
		Raptor Matte Black	14x6	4+2	4/156	575-11492	258.95	
			14x7	4+3	4/156	575-11494	268.95	
			14x7	5+2	4/156	575-11496	268.95	
			14x8	4+4	4/156	575-11498	288.95	
		Raptor Machine Black	14x8	4+4	4/156	575-11303	288.95	
			14x10	5+5	4/156	575-11309	288.95	
			15x8	4+4	4/156	575-11489	298.95	
			15x10	5+5	4/156	575-11491	298.95	
		Zero	14x8	4+4	4/156	575-11300	288.95	
			14x10	5+5	4/156	575-11306	288.95	
			15x8	4+4	4/156	575-11488	298.95	
			15x10	5+5	4/156	575-11490	298.95	
Zero	15x6	5+1	4/156	575-11321	364.95			

STREET

V-TWIN

OFFROAD

ATV / UTV

TUBES / ACCESSORIES

TRAILER

TOOLS / REPAIR

PROMOTIONAL

REFERENCE

INDEX



UTV AND SIDE BY SIDE WHEELS

STREET

V-TWIN

OFFROAD

ATV / UTV

TUBES / ACCESSORIES

TRAILER

TOOLS / REPAIR

PROMOTIONAL

REFERENCE

INDEX

Application	Year	Finish	Size	Offset	Bolt Pattern	WPS#	List
POLARIS							
ACE 570/900 '14-17	14-17	Cheyenne Matte Black	15x8	4+4	4/156	575-11333	\$298.95
Ranger ETX/570/EV/800 6x6 4x4	03-17		15x10	5+5	4/156	575-11331	298.95
RZR 570 14-17	14-17	Desert Rat Matte Black	14x6	4+2	4/156	575-12742	439.95
RZR 800/900XP	08-14		14x7	4+3	4/156	575-12743	439.95
Ranger Diesel/570 Full size/900XP/1000	13-17		14x7	5+2	4/156	575-12752	439.95
RZR 900/900 XC/900/1000 S	15-17		14x8	4+4	4/156	575-12744	439.95
RZR XP 1000	14-17		14x8	5+3	4/156	575-12753	439.95
RZR XP 4 1000	14-17		14x10	5+5	4/156	575-12755	439.95
General	15-17	Desert Rat Machine/Black	14x6	4+2	4/156	575-12842	439.95
General 4	15-17		14x7	4+3	4/156	575-12843	439.95
			14x7	5+2	4/156	575-12852	439.95
			14x8	4+4	4/156	575-12844	439.95
			14x8	5+3	4/156	575-12853	439.95
			14x10	5+5	4/156	575-12855	439.95
		Falcon Matte Black	14x6	4+2	4/156	575-11493	258.95
			14x7	4+3	4/156	575-11495	268.95
			14x7	5+2	4/156	575-11497	268.95
			14x8	4+4	4/156	575-11499	288.95
		Falcon Machine/Black	14x6	4+2	4/156	575-11492	258.95
			14x7	4+3	4/156	575-11494	268.95
			14x7	5+2	4/156	575-11496	268.95
			14x8	4+4	4/156	575-11498	288.95
		Raptor Matte Black	14x8	4+4	4/156	575-11303	288.95
			14x10	5+5	4/156	575-11309	288.95
			15x8	4+4	4/156	575-11489	298.95
			15x10	5+5	4/156	575-11491	298.95
		Raptor Machine Black	14x8	4+4	4/156	575-11300	288.95
			14x10	5+5	4/156	575-11306	288.95
			15x8	4+4	4/156	575-11488	298.95
			15x10	5+5	4/156	575-11490	298.95
		Zero	15x6	5+1	4/156	575-11321	364.95
YAMAHA							
Viking	14-17	Desert Rat Matte Black	14x6	4+2	4/110	575-14742	\$439.95
Wolverine	16-17		14x7	4+3	4/110	575-14743	439.95
YZX 1000R SS SE	17		14x7	5+2	4/110	575-14752	439.95
YZX 1000R	17		14x8	4+4	4/110	575-14744	439.95
			14x8	5+3	4/110	575-14753	439.95
			14x10	5+5	4/110	575-14755	439.95
		Desert Rat Machine/Black	14x6	4+2	4/110	575-14842	439.95
			14x7	4+3	4/110	575-14843	439.95
			14x7	5+2	4/110	575-14852	439.95
			14x8	4+4	4/110	575-14844	439.95
			14x8	5+3	4/110	575-14853	439.95
			14x10	5+5	4/110	575-14855	439.95
		Falcon Matte Black	14x6	4+2	4/110	575-11465	258.95
			14x7	4+3	4/110	575-11467	268.95
			14x7	5+2	4/110	575-11469	268.95
			14x8	4+4	4/110	575-11471	288.95
		Falcon Machine/Black	14x6	4+2	4/110	575-11464	258.95
			14x7	4+3	4/110	575-11466	268.95
			14x7	5+2	4/110	575-11468	268.95
			14x8	4+4	4/110	575-11470	288.95
		Raptor Matte Black	14x8	4+4	4/110	575-11304	288.95
			14x10	5+5	4/110	575-11310	288.95
			15x8	4+4	4/110	575-11461	298.95
			15x10	5+5	4/110	575-11463	298.95
		Raptor Machine Black	14x8	4+4	4/110	575-11300	288.95
			14x10	5+5	4/110	575-11307	288.95
			15x8	4+4	4/110	575-11460	298.95
			15x10	5+5	4/110	575-11462	298.95



Black



Machined



Black



Machined

DESERT RAT



- Super Structural Carbon Fiber rim shells that absorb impacts from rough terrain
- 1600 pound load rating, verified in WELD Racing's in-house test lab
- All new cutting edge design
- All popular bolt patterns available

Size	Bolt Pattern	Off set	Black WPS#	Machined WPS#	List
14x6	4/110	4+2	575-14742	575-14842	\$439.95
14x6	4/137	4+2	575-11742	575-11842	439.95
14x6	4/156	4+2	575-12742	575-12842	439.95
14x7	4/110	4+3	575-14743	575-14843	439.95
14x7	4/110	5+2	575-14752	575-14852	439.95
14x7	4/137	4+3	575-11743	575-11843	439.95
14x7	4/137	5+2	575-11752	575-11852	439.95
14x7	4/156	4+3	575-12743	575-12843	439.95
14x7	4/156	5+2	575-12752	575-12852	439.95
14x8	4/110	4+4	575-14744	575-14844	439.95
14x8	4/110	5+3	575-14753	575-14853	439.95
14x8	4/137	4+4	575-11744	575-11844	439.95
14x8	4/137	5+3	575-11753	575-11853	439.95
14x8	4/156	4+4	575-12744	575-12844	439.95
14x8	4/156	5+3	575-12753	575-12853	439.95
14x10	4/110	5+5	575-14755	575-14855	439.95
14x10	4/137	5+5	575-11755	575-11855	439.95
14x10	4/156	5+5	575-12755	575-12855	439.95

RAPTOR

Size	Bolt Pattern	Off set	Matte Black WPS#	Machin/Black WPS#	List
14x8	4/110	4+4	575-11304	575-11301	\$288.95
14x8	4/137	4+4	575-11305	575-11302	288.95
14x8	4/156	4+4	575-11303	575-11300	288.95
14x10	4/110	5+5	575-11310	575-11307	288.95
14x10	4/137	5+5	575-11311	575-11308	288.95
14x10	4/156	5+5	575-11309	575-11306	288.95
15x8	4/110	4+4	575-11461	575-11460	298.95
15x8	4/137	4+4	575-11475	575-11474	298.95
15x8	4/156	4+4	575-11489	575-11488	298.95
15x10	4/110	5+5	575-11463	575-11462	298.95
15x10	4/137	5+5	575-11477	575-11476	298.95
15x10	4/156	5+5	575-11491	575-11490	298.95

STREET

V-TWIN

OFFROAD

ATV / UTV

TUBES / ACCESSORIES

TRAILER

TOOLS / REPAIR

PROMOTIONAL

REFERENCE

INDEX



FALCON



Machined

Size	Bolt Pattern	Off set	Matte Black WPS#	Machine/Black WPS#	List
14x6	4/110	4+2	575-11465	575-11464	\$258.95
14x6	4/137	4+2	575-11479	575-11478	258.95
14x6	4/156	4+2	575-11493	575-11492	258.95
14x7	4/110	4+3	575-11467	575-11466	268.95
14x7	4/137	4+3	575-11481	575-11480	268.95
14x7	4/156	4+3	575-11495	575-11494	268.95
14x7	4/110	5+2	575-11469	575-11468	268.95
14x7	4/137	5+2	575-11483	575-11482	268.95
14x7	4/156	5+2	575-11497	575-11496	268.95
14x8	4/110	4+4	575-11471	575-11470	288.95
14x8	4/137	4+4	575-11485	575-11484	288.95
14x8	4/156	4+4	575-11499	575-11498	288.95



STREET

V-TWIN

OFFROAD

ATV / UTV

TUBES / ACCESSORIES

TRAILER

TOOLS / REPAIR

PROMOTIONAL

REFERENCE

INDEX



CF1 WHEEL



- Through the hard-nosed, hard-knock world of cross country ATV and ATV MX racing
- Carbon composite wheel has been engineered and crafted into one of the most advanced racing products available today.
- All of our designs feature rubber O-ring recessed into the wheel halves that allow for full serviceability in the field, and true modular design with no need for welding, silicone, or any unique tools.
- They are assembled with the highest quality fasteners, center sections, and inserts available on the market today. Even the beading is designed with self-tightening feature that keeps them positioned right and dirt free.
- All of our wheels are designed with lessons learned on the track. Even if you never race your HiPer's, you will recognize their design, durability, and performance

	Size	Offset	Bolt Pattern	WPS#	List
Front	10x5	3+2	4/144	575-45132	\$199.99
Front	10x5	4+1	4/144	575-45141	199.99
Front	10x5	3+2	4/156	575-55132	199.99
Front	10x5	4+1	4/156	575-55141	199.99
Rear	8x8	3+5	4/110	575-85188	199.99
Rear	8x8	3+5	4/115	575-75188	199.99
Rear	9x8	3+5	4/110	575-85198	199.99
Rear	9x8	3+5	4/115	575-75198	199.99
Rear	10x9	3+6	4/110	575-85119	199.99
Rear	10x9	3+6	4/115	575-75119	199.99

TECH 3



- Through the hard-nosed, hard-knock world of cross country ATV and ATV MX racing, the HiPer carbon composite wheel has been engineered and crafted into one of the most advanced racing products available today.
- All of our designs feature rubber O-ring recessed into the wheel halves that allow for full serviceability in the field, and true modular design with no need for welding, silicone, or any unique tools.
- Assembled with the highest quality fasteners, center sections, and inserts available on the market today. Even the beading is designed with self-tightening feature that keeps them positioned right and dirt free.
- All of our wheels are designed with lessons learned on the track. Even if you never race your HiPer's, you will recognize their design, durability, and performance.

	Size	Offset	Bolt Pattern	WPS#	List
Front	10x5	3+2	4/144	575-45332	\$244.99
Front	10x5	4+1	4/144	575-45341	244.99
Front	10x5	3+2	4/156	575-55332	244.99
Front	10x5	4+1	4/156	575-55341	244.99
Rear	8x8	3+5	4/110,4/115	575-66335	289.99
Rear	8x8	3+5	4/110,4/115	575-65335	239.99
Rear	9x8	4+5	4/110,4/115	575-65345	254.99
Rear	9x9	4+5	4/110,4/115	575-66345	314.99
Rear	10x9	3+6	4/110,4/115	575-65336	274.99
Rear	10x10	4+6	4/110,4/115	575-66346	347.99

STREET

V-TWIN

OFFROAD

ATV / UTV

TUBES / ACCESSORIES

TRAILER

TOOLS / REPAIR

PROMOTIONAL

REFERENCE

INDEX



TECH 3 SPORT WHEELS

- Beadlock Options: Dual Beadlock, Single Beadlock
- Through the hard-nosed, hard-knock world of cross country ATV and ATV MX racing, the HiPer carbon composite wheel has been engineered and crafted into one of the most advanced racing products available today.
- O-ring recessed into the wheel halves that allow for full serviceability in the field, and true modular design with no need for welding, silicone, or any unique tools.
- They are assembled with the highest quality fasteners, center sections, and inserts available on the market today. Even the beading is designed with self-tightening feature that keeps them positioned right and dirt free.
- All of our wheels are designed with lessons learned on the track. Even if you never race your HiPer's, you will recognize their design, durability, and performance.



SINGLE BEADLOCK



DUAL BEADLOCK

Application	Year	Description	Wheel Size	Bolt Pattern	Offset	Single bead lock WPS#	List
ARCTIC CAT							
DVX 400	'04-08	Front Single Beadlock	10x5	4/144	3+2	575-45332	\$244.99
		Front Single BeadLock	10x5	4/144	4+1	575-45341	244.99
		Rear Dual BeadLock	8x8	4/110 & 4/115	3+5	575-66335	289.99
		Rear Single BeadLock	8x8	4/110 & 4/115	3+5	575-65335	239.99
		Rear Single BeadLock	9x8	4/110 & 4/115	4+5	575-65345	254.99
		Rear Dual BeadLock	9x9	4/110 & 4/115	4+5	575-66345	314.99
		Rear Single BeadLock	10x9	4/110 & 4/115	3+6	575-65336	274.99
		Rear Dual BeadLock	10x10	4/110 & 4/115	4+6	575-66346	347.99
HONDA							
TRX250R	'86-89	Front Single Beadlock	10x5	4/144	3+2	575-45332	\$244.99
TRX250 EX	'00-15	Front Single BeadLock	10x5	4/144	4+1	575-45341	244.99
TRX300 EX	'93-12	Rear Dual BeadLock	8x8	4/110 & 4/115	3+5	575-66335	289.99
TRX400 EX	'99-14	Rear Single BeadLock	8x8	4/110 & 4/115	3+5	575-65335	239.99
TRX450R	'04-14	Rear Single BeadLock	9x8	4/110 & 4/115	4+5	575-65345	254.99
		Rear Dual BeadLock	9x9	4/110 & 4/115	4+5	575-66345	314.99
		Rear Single BeadLock	10x9	4/110 & 4/115	3+6	575-65336	274.99
		Rear Dual BeadLock	10x10	4/110 & 4/115	4+6	575-66346	347.99
KAWASAKI							
KFX 400	'03-07	Front Single Beadlock	10x5	4/144	3+2	575-45332	\$244.99
KFX 450	'08-14	Front Single BeadLock	10x5	4/144	4+1	575-45341	244.99
		Rear Dual BeadLock	8x8	4/110 & 4/115	3+5	575-66335	289.99
		Rear Single BeadLock	8x8	4/110 & 4/115	3+5	575-65335	239.99
		Rear Single BeadLock	9x8	4/110 & 4/115	4+5	575-65345	254.99
		Rear Dual BeadLock	9x9	4/110 & 4/115	4+5	575-66345	314.99
		Rear Single BeadLock	10x9	4/110 & 4/115	3+6	575-65336	274.99
		Rear Dual BeadLock	10x10	4/110 & 4/115	4+6	575-66346	347.99
SUZUKI							
LTZ 250/400	'03-14	Front Single Beadlock	10x5	4/144	3+2	575-45332	\$244.99
LTR 450	'06-10	Front Single BeadLock	10x5	4/144	4+1	575-45341	244.99
		Rear Dual BeadLock	8x8	4/110 & 4/115	3+5	575-66335	289.99
		Rear Single BeadLock	8x8	4/110 & 4/115	3+5	575-65335	239.99
		Rear Single BeadLock	9x8	4/110 & 4/115	4+5	575-65345	254.99
		Rear Dual BeadLock	9x9	4/110 & 4/115	4+5	575-66345	314.99
		Rear Single BeadLock	10x9	4/110 & 4/115	3+6	575-65336	274.99
		Rear Dual BeadLock	10x10	4/110 & 4/115	4+6	575-66346	347.99
YAMAHA							
125 Raptor	'11-15	Front Single Beadlock	10x5	4/156	3+2	575-55332	\$244.99
250 Raptor	'08-15	Front Single BeadLock	10x5	4/156	4+1	575-55341	244.99
350 Banshee	91-07	Rear Dual BeadLock	8x8	4/110 & 4/115	3+5	575-66335	289.99
350 Warrior	'87-04	Rear Single BeadLock	8x8	4/110 & 4/115	3+5	575-65335	239.99
350 Raptor	'04-15	Rear Single BeadLock	9x8	4/110 & 4/115	4+5	575-65345	254.99
YZF 450 / 450R	'04-17	Rear Dual BeadLock	9x9	4/110 & 4/115	4+5	575-66345	314.99
660/700 Raptor	'01-17	Rear Single BeadLock	10x9	4/110 & 4/115	3+6	575-65336	274.99
		Rear Dual BeadLock	10x10	4/110 & 4/115	4+6	575-66346	347.99

CF1 SPORT WHEELS



- Feature rubber O-ring recessed into the wheel halves that allow for full serviceability in the field, and true modular design with no need for welding, silicone, or any unique tools.
- They are assembled with the highest quality fasteners, center sections, and inserts available on the market today.
- The beading is designed with self-tightening feature that keeps them positioned right and dirt free.



SINGLE BEADLOCK



NON BEAD LOCK

Application	Year	Description	Wheel Size	Bolt Pattern	Offset	Single bead lock WPS#	List
ARCTIC CAT							
DVX 400	'04-08	Front Single Beadlock	10x5	4/144	3+2	575-45132	\$199.99
		Front Single BeadLock	10x5	4/144	4+1	575-45141	199.99
		Rear Single BeadLock	8x8	4/110	3+5	575-85188	199.99
		Rear Single BeadLock	9x8	4/110	3+5	575-85198	199.99
		Rear Single BeadLock	10x9	4/110	3+6	575-85119	199.99
HONDA							
TRX250R	'86-89	Front Single Beadlock	10x5	4/144	3+2	575-45132	\$199.99
TRX250 EX	'00-16	Front Single BeadLock	10x5	4/144	4+1	575-45141	199.99
TRX300 EX	'93-12	Rear Single BeadLock	8x8	4/110	3+5	575-85188	199.99
TRX400 EX	'99-14	Rear Single BeadLock	9x8	4/110	3+5	575-85198	199.99
TRX450R	'04-14	Rear Single BeadLock	10x9	4/110	3+6	575-85119	199.99
KAWASAKI							
KFX 400	'03-05	Front Single Beadlock	10x5	4/144	3+2	575-45132	\$199.99
KFX 450	'08-14	Front Single BeadLock	10x5	4/144	4+1	575-45141	199.99
		Rear Single BeadLock	8x8	4/110	3+5	575-85188	199.99
		Rear Single BeadLock	9x8	4/110	3+5	575-85198	199.99
Rear Single BeadLock	10x9	4/110	3+6	575-85119	199.99		
SUZUKI							
LTZ 250/400	'03-14	Front Single Beadlock	10x5	4/144	3+2	575-45132	\$199.99
LTR 450	'06-10	Front Single BeadLock	10x5	4/144	4+1	575-45141	199.99
		Rear Single BeadLock	8x8	4/110	3+5	575-85188	199.99
		Rear Single BeadLock	9x8	4/110	3+5	575-85198	199.99
		Rear Single BeadLock	10x9	4/110	3+6	575-85119	199.99
YAMAHA							
125 Raptor	'11-15	Front Single Beadlock	10x5	4/156	3+2	575-55132	\$199.99
250 Raptor	'08-15	Front Single BeadLock	10x5	4/156	4+1	575-55141	199.99
350 Banshee	91-07	Rear Single BeadLock	8x8	4/115	3+5	575-75188	199.99
350 Warrior	'87-04	Rear Single BeadLock	9x9	4/115	3+5	575-75198	199.99
350 Raptor	'04-15	Rear Single BeadLock	10x9	4/115	3+6	575-75119	199.99
YFZ 450 / 450R	'04-17						
660/700 Raptor	'01-17						



STREET
V-TWIN
OFFROAD
ATV / UTV
TUBES / ACCESSORIES
TRAILER
TOOLS / REPAIR
PROMOTIONAL
REFERENCE
INDEX



WHEEL ACCESSORIES



REPLACEMENT BEADRINGS

- Add a splash of color to your HiPer racing wheels with beadlock rings.
- Sold Each

Size	Description	Black	Blue	Red	Green	Yellow	Orange	White	List
8" Beadring	Standard ring	575-11080	575-11081	575-11082	575-11083	575-11084	575-11085	575-11086	\$34.95
	Modified ring	575-11110	575-11111	575-11112	575-11113	575-11114	575-11115	575-11116	41.95
9" Beadring	Standard ring	575-11090	575-11091	575-11092	575-11093	575-11094	575-11095	575-11096	34.95
	Modified ring	575-11120	575-11121	575-11122	575-11123	575-11124	575-11125	575-11126	41.95
10" Beadring	Standard ring	575-11100	575-11101	575-11102	575-11103	575-11104	575-11105	575-11106	34.95
	Modified ring	575-11130	575-11131	575-11132	575-11133	575-11134	575-11135	575-11136	41.95
14" Beadring	Standard ring	575-11070	575-11071	575-11072	575-11073	575-11074	575-11075	575-11076	50.95

CLEAR MUD PLUG


- Must have the modified beadlock ring to install clear mudplug on Hi-Per wheel



Description	WPS#	List
8" Wheel	575-11030	\$31.95
9" Wheel	575-11031	31.95
10" Wheel	575-11032	31.95
12" Wheel	575-11033	39.95
14" Wheel	575-11034	48.95

SERVICE KITS

Description	WPS#	List
ATV Bead lock ring bolt kit	575-11011	\$6.50
UTV Bead lock ring bolt kit	575-11012	14.95
8-9" CF1 wheel bolt kit	575-11020	15.95
10" CF1 wheel bolt kit	575-11021	15.95
8-9" TECH3 single bead lock wheel bolt kit	575-11022	16.95
8-9" TECH3 double bead lock wheel bolt kit	575-11023	23.95
10" TECH3 single bead lock wheel bolt kit	575-11025	16.95
10" TECH 3 double bead lock bolt kit	575-11024	23.95
12" UTV single bead lock bolt kit	575-11026	34.95
14" UTV single bead lock bolt kit	575-11028	37.95
14" UTV double bead lock bolt kit	575-11027	51.95



8-9" CF1 Wheel Bolt Kit

14" UTV Double Bead Lock bolt kit

STEEL AND ALLOY WHEELS



- The perfect fusion of style and performance
- Custom chrome cap is included with every SS Alloy wheel
- Lifetime structural warranty - If you break it ITP will replace it

Delta Steel



SS112



SS212 Machined



SS212 Blk



SS312 Matte Blk w/Machined



SS 216 Blk w/Machined



SS216 Machined w/Blk



SS316 Blk w/Machined



SS 316 Matte Black



SD Beadlock



SD Beadlock Matte Black



SD Black Milled



Hurricane



Tornado



Tsunami



STREET

V-TWIN

OFFROAD

ATV / UTV

TUBES / ACCESSORIES

TRAILER

TOOLS / REPAIR

PROMOTIONAL

REFERENCE

INDEX



STEEL AND ALLOY WHEELS

Application	Year	WHEEL MODEL	Finish	Front/ Rear	Size	Bolt Pattern	Offset	WPS#	List	Lug Nut (Box of 16)	List
ARCTIC CAT											
250 2x4/4x4	'98-02	Delta Steel	Silver	F/R	12x7	4/115	5+2	57-9230	\$43.95	57-94121	\$21.95
300 2x4/4x4	'98-02	SS212	Machined w/ Black	F/R	12x7	4/115	5+2	57-40214	89.95	57-94121	21.95
300i #	02-17		Matte Black	F/R	12x7	4/115	5+2	57-40231	89.95	57-94121	21.95
400i #	02-17		Machined w/ Black	Front	14x6	4/115	4+2	57-40221	99.95	57-94121	21.95
500i #	02-17		Machined w/ Black	Rear	14x8	4/115	5+3	57-40222	108.95	57-94121	21.95
650i #	02-17		Matte Black	Front	14x6	4/115	4+2	57-40238	99.95	57-94121	21.95
700i #	02-17		Matte Black	Rear	14x8	4/115	5+3	57-40239	108.95	57-94121	21.95
1000i #	02-17		Machined w/Black	F/R	15x7	4/115	5+2	57-40270	114.95	57-94121	21.95
# Must use lug nut Part # 57-94121		SS312	Matte Black w/ Machined	F/R	12x7	4/115	5+2	57-40305	89.95	57-94121	21.95
			Matte Black w/ Machined	Front	14x6	4/115	4+2	57-40311	99.95	57-94121	21.95
			Matte Black w/ Machined	Rear	14x8	4/115	5+3	57-40312	108.95	57-94121	21.95
		SS216	Machined w/Black	F/R	12x7	4/115	5+2	57-40324	85.95	57-94121	21.95
			Matte Black	F/R	12x7	4/115	5+2	57-41054	89.95	57-94121	21.95
			Machined w/Black	F/R	14x7	4/115	5+2	57-40329	105.95	57-94121	21.95
			Matte Black	F/R	14x7	4/115	5+2	57-41059	110.95	57-94121	21.95
		SS316	Black w/ Machined	F/R	12x7	4/115	5+2	57-40354	85.95	57-94121	21.95
			Matte Black	F/R	12x7	4/115	5+2	57-41064	89.95	57-94121	21.95
			Black w/ Machined	F/R	14x7	4/115	5+2	57-40359	105.95	57-94121	21.95
			Matte Black	F/R	14x7	4/115	5+2	57-41069	110.95	57-94121	21.95
		Hurricane	Matte Black	F/R	12x7	4/115	5+2	57-86345	89.95	57-94121	21.95
			Matte Black	F/R	14x7	4/115	5+2	57-86425	110.95	57-94121	21.95
			Matte Black	F/R	15x7	4/115	5+2	57-86465	114.95	57-94121	21.95
		Tornado	Matte Black with milled	F/R	14x7	4/115	5+2	57-86468	115.95	57-94121	21.95
			Matte Black with milled	F/R	15x7	4/115	5+2	57-86472	119.95	57-94121	21.95
			Matte Black with milled	F/R	17x7	4/115	5+2	57-86476	156.95	57-94121	21.95
		Tsunami simulated Beadlock	Black with milled	F/R	14x7	4/115	5+2	57-86481	117.95	57-94121	21.95
			Black with milled	F/R	15x7	4/115	5+2	57-86485	121.95	57-94121	21.95
		Tsunami Beadlock	Black with milled	F/R	14x7	4/115	5+2	57-86489	169.95	57-94121	21.95
			Black with milled	F/R	15x7	4/115	5+2	57-86493	201.95	57-94121	21.95
		SD Dual Beadlock	Matte Black/Black Ring	F/R	14x7	4/115	5+2	57-41021	227.95	57-94121	21.95
Wild Cat ##	12-17	SS212	Machined w/ Black	Front	14x6	4/115	4+2	57-40221	99.95	57-94121	21.95
Wild Cat Trail/Sport ##	12-17		Machined w/ Black	Rear	14x8	4/115	5+3	57-40222	108.95	57-94121	21.95
Prowler/HDX #	06-17		Matte Black	Front	14x6	4/115	4+2	57-40238	99.95	57-94121	21.95
# Must use ITP lug nut Part # 57-94121			Matte Black	Rear	14x8	4/115	5+3	57-40239	108.95	57-94121	21.95
## Must Use Stock Lug Nut		SS312	Machined w/Black	F/R	15x7	4/115	5+2	57-40270	114.95	57-94121	21.95
			Matte Black w/ Machined	Front	14x6	4/115	4+2	57-40311	99.95	57-94121	21.95
			Matte Black w/ Machined	Rear	14x8	4/115	5+3	57-40312	108.95	57-94121	21.95
		SS216	Machined w/Black	F/R	14x7	4/115	5+2	57-40329	105.95	57-94121	21.95
			Matte Black	F/R	14x7	4/115	5+2	57-41059	110.95	57-94121	21.95
		SS316	Black w/ Machined	F/R	14x7	4/115	5+2	57-40359	105.95	57-94121	21.95
			Matte Black	F/R	14x7	4/115	5+2	57-41069	110.95	57-94121	21.95
		Hurricane	Matte Black	F/R	14x7	4/115	5+2	57-86425	110.95	57-94121	21.95
			Matte Black	F/R	15x7	4/115	5+2	57-86465	114.95	57-94121	21.95
		Tornado	Matte Black with milled	F/R	14x7	4/115	5+2	57-86468	115.95	57-94121	21.95
			Matte Black with milled	F/R	15x7	4/115	5+2	57-86472	119.95	57-94121	21.95
			Matte Black with milled	F/R	17x7	4/115	5+2	57-86476	156.95	57-94121	21.95
		Tsunami simulated Beadlock	Black with milled	F/R	14x7	4/115	5+2	57-86481	117.95	57-94121	21.95
			Black with milled	F/R	15x7	4/115	5+2	57-86485	121.95	57-94121	21.95
		Tsunami Beadlock	Black with milled	F/R	14x7	4/115	5+2	57-86489	169.95	57-94121	21.95
			Black with milled	F/R	15x7	4/115	5+2	57-86493	201.95	57-94121	21.95

Must use ITP lug nut, stock lug nut will not work

STEEL AND ALLOY WHEELS



Application	Year	WHEEL MODEL	Finish	Front/ Rear	Size	Bolt Pattern	Offset	WPS#	List	Lug Nut (Box of 16)	List
CAN AM											
Traxter 4x4	'99-06	Delta Steel	Silver	Front	12x7	4/110	5+2	57-9232	\$43.95	57-94121	\$21.95
Quest 650	'01-06		Silver	Rear	12x7	4/110	2+5	57-9233	43.95	57-94121	21.95
			Gloss Black	Front	12x7	4/110	5+2	57-9221	41.95	57-94121	21.95
			Gloss Black	Rear	12x7	4/110	2+5	57-9222	41.95	57-94121	21.95
		SS212	Machined w/ Black	Front	12x7	4/110	5+2	57-40209	89.95	57-94121	21.95
			Machined w/ Black	Rear	12x7	4/110	2+5	57-40210	89.95	57-94121	21.95
			Machined w/ Black	Front	14x6	4/110	4+2	57-40215	99.95	57-94121	21.95
			Machined w/ Black	Rear	14x8	4/110	3+5	57-40216	108.95	57-94121	21.95
			Matte Black	Front	12x7	4/110	5+2	57-40226	89.95	57-94121	21.95
			Matte Black	Rear	12x7	4/110	2+5	57-40227	89.95	57-94121	21.95
			Matte Black	Front	14x6	4/110	4+2	57-40232	99.95	57-94121	21.95
			Matte Black	Rear	14x8	4/110	3+5	57-40233	108.95	57-94121	21.95
		SS312	Matte Black w/ Machined	Front	12x7	4/110	5+2	57-40300	89.95	57-94121	21.95
			Matte Black w/ Machined	Rear	12x7	4/110	2+5	57-40301	89.95	57-94121	21.95
			Matte Black w/ Machined	Front	14x6	4/110	4+2	57-40306	99.95	57-94121	21.95
			Matte Black w/ Machined	Rear	14x8	4/110	3+5	57-40307	108.95	57-94121	21.95
		SS216	Matte Black	Front	12x7	4/110	5+2	57-41050	89.95	57-94121	21.95
			Matte Black	Rear	12x7	4/110	2+5	57-41051	89.95	57-94121	21.95
			Matte Black	Front	14x7	4/110	5+2	57-41055	110.95	57-94121	21.95
			Matte Black	Rear	14x7	4/110	2+5	57-41056	110.95	57-94121	21.95
		SS316	Black w/ Machined	Rear	12x7	4/110	2+5	57-40351	85.95	57-94121	21.95
			Matte Black	Front	12x7	4/110	5+2	57-41060	89.95	57-94121	21.95
			Matte Black	Rear	12x7	4/110	2+5	57-41061	89.95	57-94121	21.95
			Black w/ Machined	Rear	14x7	4/110	2+5	57-40356	105.95	57-94121	21.95
			Matte Black	Front	14x7	4/110	5+2	57-41065	110.95	57-94121	21.95
			Matte Black	Rear	14x7	4/110	2+5	57-41066	110.95	57-94121	21.95
		Hurricane	Matte Black	Front	12x7	4/110	5+2	57-86275	89.95	57-94121	21.95
			Matte Black	Rear	12x7	4/110	2+5	57-86285	89.95	57-94121	21.95
			Matte Black	Front	14x7	4/110	5+2	57-86365	110.95	57-94121	21.95
			Matte Black	Rear	14x7	4/110	2+5	57-86375	110.95	57-94121	21.95
		Tornado	Matte Black with milled	Front	14x7	4/110	5+2	57-86466	115.95	57-94121	21.95
			Matte Black with milled	Rear	14x7	4/110	2+5	57-86467	115.95	57-94121	21.95
Outlander 330 ##	03-17	Delta Steel	Silver	F/R	12x7	4/137	5+2	57-9236	43.95	57-94122	21.95
Outlander 400 ##	03-17		Gloss Black	F/R	12x7	4/137	5+2	57-9224	41.95	57-94122	21.95
Outlander 450 ##	03-17	SS212	Machined w/ Black	F/R	12x7	4/137	5+2	57-40212	89.95	57-94122	21.95
Outlander 500 ##	03-17		Machined w/ Black	Front	14x6	4/137	4+2	57-40220	99.95	57-94122	21.95
Outlander 570 ##	03-17		Machined w/ Black	Rear	14x8	4/137	5+3	57-40223	108.95	57-94122	21.95
Outlander 650 ##	03-17		Matte Black	F/R	12x7	4/137	5+2	57-40229	89.95	57-94122	21.95
Outlander 800 ##	03-17		Matte Black	Front	14x6	4/137	4+2	57-40237	99.95	57-94122	21.95
Outlander 1000 ##	03-17		Matte Black	Rear	14x8	4/137	5+3	57-40240	108.95	57-94122	21.95
Renegade 500 ## @	'08-12	SS312	Matte Black w/ Machined	F/R	12x7	4/137	5+2	57-40303	89.95	57-94122	21.95
Renegade 800 ## @	'08-12		Matte Black w/ Machined	Front	14x6	4/137	4+2	57-40313	99.95	57-94122	21.95
			Matte Black w/ Machined	Rear	14x8	4/137	5+3	57-40314	108.95	57-94122	21.95
@ ITP Wheels make the Can-Am Renegade 4-inches (2-inches per side) wider than OE.											
Commander 800/1000 ##	11-17	SS216	Matte Black	F/R	12x7	4/137	5+2	57-41053	89.95	57-94121	21.95
Defender DPS/XT	16-17		Matte Black	F/R	14x7	4/137	5+2	57-41058	110.95	57-94121	21.95
Maverick 1000 ##	11-17	SS316	Matte Black	F/R	12x7	4/137	5+2	57-41063	89.95	57-94121	21.95
## Must use ITP lug nut Part # 57-94122 For the above part numbers											
		Hurricane	Matte Black	F/R	12x7	4/137	5+2	57-86335	89.95	57-94121	21.95
			Matte Black	F/R	14x7	4/137	5+2	57-86415	110.95	57-94121	21.95
			Matte Black	F/R	15x7	4/137	5+2	57-86455	114.95	57-94121	21.95
		Tornado	Matte Black with milled	F/R	14x7	4/137	5+2	57-86469	115.95	57-94121	21.95
			Matte Black with milled	F/R	15x7	4/137	5+2	57-86473	119.95	57-94121	21.95
			Matte Black with milled	F/R	17x7	4/137	5+2	57-86477	156.95	57-94121	21.95
		Tsunami Simulated Beadlock	Black w/ Machine	F/R	14x7	4/137	5+2	57-86482	117.95	57-94121	21.95
			Black w/ Machine	F/R	15x7	4/137	5+2	57-86486	121.95	57-94121	21.95
		Tsunami Beadlock	Black w/ Machine	F/R	14x7	4/137	5+2	57-86490	169.95	57-94121	21.95
			Black w/ Machine	F/R	15x7	4/137	5+2	57-86494	201.95	57-94121	21.95
		SD Beadlock	Matte Black/Polished Ring	F/R	12x7	4/137	5+2	57-41011	141.95	57-94121	21.95
			Matte Black/Black Ring	F/R	12x7	4/137	5+2	57-41018	141.95	57-94121	21.95
		SD Dual Beadlock	Matte Black/Polished Ring	F/R	14x7	4/137	5+2	57-41015	227.95	57-94121	21.95
			Matte Black/Black Ring	F/R	14x7	4/137	5+2	57-41022	227.95	57-94121	21.95



STEEL AND ALLOY WHEELS

Application	Year	WHEEL MODEL	Finish	Front/ Rear	Size	Bolt Pattern	Offset	WPS#	List	Lug Nut (Box of 16)	List
CAN AM (cont'd...)											
Maverick X3	17	SS216	Matte Black	F/R	14x7	4/137	5+2	57-41058	110.95	57-94138	25.95
Maverick X3 4	17	SS316	Matte Black	F/R	14x7	4/137	5+2	57-41068	110.95	57-94138	25.95
		Hurricane	Matte Black	F/R	14x7	4/137	5+2	57-86415	110.95	57-94138	25.95
			Matte Black	F/R	15x7	4/137	5+2	57-86455	114.95	57-94138	25.95
			Matte Black	F/R	16x7	4/137	5+2	57-86500	120.95	57-94138	25.95
			Matte Black	F/R	17x7	4/137	5+2	57-86504	150.95	57-94138	25.95
		Tornado	Matte Black with Milled	F/R	14x7	4/137	5+2	57-86469	115.95	57-94138	25.95
			Matte Black with Milled	F/R	15x7	4/137	5+2	57-86473	119.95	57-94138	25.95
			Matte Black with Milled	F/R	17x7	4/137	5+2	57-86477	156.95	57-94138	25.95
			Matte Black with Milled	F/R	14x7	4/137	5+2	57-86482	117.95	57-94138	25.95
		Tsunami	Matte Black with Milled	F/R	15x7	4/137	5+2	57-86486	121.95	57-94138	25.95
			Matte Black with Milled	F/R	14x7	4/137	5+2	57-86490	169.95	57-94138	25.95
		Tsunami Beadlock	Matte Black with Milled	F/R	14x7	4/137	5+2	57-86494	201.95	57-94138	25.95
			Matte Black with Milled	F/R	15x7	4/137	5+2	57-86494	201.95	57-94138	25.95
HONDA											
TRX 300 4x4	89-00	SS212	Machined w/ Black	Front	12x7	4/110	5+2	57-40209	\$89.95	57-94121	\$21.95
350 Rancher S-ES 4x4	'00-06		Machined w/ Black	Rear	12x7	4/110	2+5	57-40210	89.95	57-94121	21.95
400/420 Rancher 4x4 (straight axle)	04-17		Machined w/ Black	Front	14x6	4/110	4+2	57-40215	99.95	57-94121	21.95
400 Foreman 4x4	'96-06		Machined w/ Black	Rear	14x8	4/110	3+5	57-40216	108.95	57-94121	21.95
450/500 Foreman S-ES 4x4	98-17		Matte Black	Front	12x7	4/110	5+2	57-40226	89.95	57-94121	21.95
500 Rubicon 4x4 #	01-17		Matte Black	Rear	12x7	4/110	2+5	57-40227	89.95	57-94121	21.95
# Must use lug nut 57-94121			Matte Black	Front	14x6	4/110	4+2	57-40232	99.95	57-94121	21.95
			Matte Black	Rear	14x8	4/110	3+5	57-40233	108.95	57-94121	21.95
		SS312	Matte Black w/ Machined	Front	12x7	4/110	5+2	57-40300	89.95	57-94121	21.95
			Matte Black w/ Machined	Rear	12x7	4/110	2+5	57-40301	89.95	57-94121	21.95
			Matte Black w/ Machined	Front	14x6	4/110	4+2	57-40306	99.95	57-94121	21.95
			Matte Black w/ Machined	Rear	14x8	4/110	3+5	57-40307	108.95	57-94121	21.95
		SS216	Matte Black	Front	12x7	4/110	5+2	57-41050	89.95	57-94121	21.95
			Matte Black	Rear	12x7	4/110	2+5	57-41051	89.95	57-94121	21.95
			Matte Black	Front	14x7	4/110	5+2	57-41055	110.95	57-94121	21.95
			Matte Black	Rear	14x7	4/110	2+5	57-41056	110.95	57-94121	21.95
		SS316	Black w/ Machined	Rear	12x7	4/110	2+5	57-40351	85.95	57-94121	21.95
			Matte Black	Front	12x7	4/110	5+2	57-41060	89.95	57-94121	21.95
			Matte Black	Rear	12x7	4/110	2+5	57-41061	89.95	57-94121	21.95
			Black w/ Machined	Rear	14x7	4/110	2+5	57-40356	105.95	57-94121	21.95
			Matte Black	Front	14x7	4/110	5+2	57-41065	110.95	57-94121	21.95
		Hurricane	Matte Black	Rear	14x7	4/110	2+5	57-41066	110.95	57-94121	21.95
			Matte Black	Front	12x7	4/110	5+2	57-86275	89.95	57-94121	21.95
			Matte Black	Rear	12x7	4/110	2+5	57-86285	89.95	57-94121	21.95
			Matte Black	Front	14x7	4/110	5+2	57-86365	110.95	57-94121	21.95
		Tornado	Matte Black	Rear	14x7	4/110	2+5	57-86375	110.95	57-94121	21.95
			Matte Black with milled	Front	14x7	4/110	5+2	57-86466	115.95	57-94121	21.95
			Matte Black with milled	Rear	14x7	4/110	2+5	57-86467	115.95	57-94121	21.95
420 Rancher AT (IRS)	09-17	SS212	Machined w/ Black	F/R	12x7	4/110	5+2	57-40209	89.95	57-94121	21.95
650/700 Rincon 4x4 #	02-17		Machined w/ Black	Front	14x6	4/110	4+2	57-40215	99.95	57-94121	21.95
500 Foreman Rubicon (IRS)	15-17		Machined w/ Black	Rear	14x8	4/110	5+3	57-40217	108.95	57-94121	21.95
# Must use lug nut 57-94121			Matte Black	F/R	12x7	4/110	5+2	57-40226	89.95	57-94121	21.95
			Matte Black	Front	14x6	4/110	4+2	57-40232	99.95	57-94121	21.95
			Matte Black	Rear	14x8	4/110	5+3	57-40234	108.95	57-94121	21.95
		SS213	Machined w/Black	F/R	15x7	4/110	5+2	57-40269	114.95	57-94121	21.95
		SS312	Matte Black w/ Machined	F/R	12x7	4/110	5+2	57-40300	89.95	57-94121	21.95
			Matte Black w/ Machined	Front	14x6	4/110	4+2	57-40306	99.95	57-94121	21.95
			Matte Black w/ Machined	Rear	14x8	4/110	5+3	57-40308	108.95	57-94121	21.95
		SS216	Matte Black	F/R	12x7	4/110	5+2	57-41050	89.95	57-94121	21.95
			Matte Black	F/R	14x7	4/110	5+2	57-41055	110.95	57-94121	21.95
		SS316	Matte Black	F/R	12x7	4/110	5+2	57-41060	89.95	57-94121	21.95
			Matte Black	F/R	14x7	4/110	5+2	57-41065	110.95	57-94121	21.95
		Hurricane	Matte Black	F/R	12x7	4/110	5+2	57-86275	89.95	57-94121	21.95
			Matte Black	F/R	14x7	4/110	5+2	57-86365	110.95	57-94121	21.95
			Matte Black	F/R	15x7	4/110	5+2	57-86435	114.95	57-94121	21.95

STEEL AND ALLOY WHEELS



APPLICATION	Year	WHEEL MODEL	Finish	Front/ Rear	Size	Bolt Pattern	Offset	WPS#	List	Lug Nut (Box of 16)	List
HONDA (cont'd...)											
420 Rancher AT (IRS)	09-17	Tornado	Matte Black with milled	F/R	14x7	4/110	5+2	57-86466	115.95	57-94121	21.95
650/700 Rincon 4x4 #	02-17		Matte Black with milled	F/R	15x7	4/110	5+2	57-86471	119.95	57-94121	21.95
500 Foreman Rubicon (IRS)	15-17	Tsunami Simulated Beadlock	Matte Black with milled	F/R	17x7	4/110	5+2	57-86475	156.95	57-94121	21.95
# Must use lug nut 57-94121			Black w/ Machine	F/R	14x7	4/110	5+2	57-86480	117.95	57-94121	21.95
		Tsunami Beadlock	Black w/ Machine	F/R	15x7	4/110	5+2	57-86484	121.95	57-94121	21.95
			Black w/ Machine	F/R	14x7	4/110	5+2	57-86488	169.95	57-94121	21.95
			Black w/ Machine	F/R	15x7	4/110	5+2	57-86492	201.95	57-94121	21.95
Big Red MUV	'09-14	SS212	Machined w/ Black	F/R	12x7	4/110	5+2	57-40209	89.95	57-94129	21.95
Pioneer 500/700	14-17		Machined w/ Black	Front	14x6	4/110	4+2	57-40215	99.95	57-94129	21.95
		SS312	Machined w/ Black	Rear	14x8	4/110	5+3	57-40217	108.95	57-94129	21.95
			Matte Black	F/R	12x7	4/110	5+2	57-40226	89.95	57-94129	21.95
			Matte Black	Front	14x6	4/110	4+2	57-40232	99.95	57-94129	21.95
			Matte Black	Rear	14x8	4/110	5+3	57-40234	108.95	57-94129	21.95
			Machined w/Black	F/R	15x7	4/110	5+2	57-40269	114.95	57-94129	21.95
			Matte Black w/ Machined	F/R	12x7	4/110	5+2	57-40300	89.95	57-94129	21.95
			Matte Black w/ Machined	Front	14x6	4/110	4+2	57-40306	99.95	57-94129	21.95
		SS216	Matte Black w/ Machined	Rear	14x8	4/110	5+3	57-40308	108.95	57-94129	21.95
			Matte Black	F/R	12x7	4/110	5+2	57-41050	89.95	57-94129	21.95
		SS316	Matte Black	F/R	14x7	4/110	5+2	57-41055	110.95	57-94129	21.95
			Matte Black	F/R	12x7	4/110	5+2	57-41060	89.95	57-94129	21.95
		Hurricane	Matte Black	F/R	14x7	4/110	5+2	57-41065	110.95	57-94129	21.95
			Matte Black	F/R	12x7	4/110	5+2	57-86275	89.95	57-94129	21.95
			Matte Black	F/R	14x7	4/110	5+2	57-86365	110.95	57-94129	21.95
		Tornado	Matte Black	F/R	15x7	4/110	5+2	57-86435	114.95	57-94129	21.95
			Matte Black with milled	F/R	14x7	4/110	5+2	57-86466	115.95	57-94129	21.95
			Matte Black with milled	F/R	15x7	4/110	5+2	57-86471	119.95	57-94129	21.95
		Tsunami Simulated Beadlock	Matte Black with milled	F/R	17x7	4/110	5+2	57-86475	156.95	57-94129	21.95
			Black w/ Machine	F/R	14x7	4/110	5+2	57-86480	117.95	57-94129	21.95
		Tsunami Beadlock	Black w/ Machine	F/R	15x7	4/110	5+2	57-86484	121.95	57-94129	21.95
			Black w/ Machine	F/R	14x7	4/110	5+2	57-86488	169.95	57-94129	21.95
			Black w/ Machine	F/R	15x7	4/110	5+2	57-86492	201.95	57-94129	21.95
Pioneer 1000	16-17	SS212	Black w/ Machine	F/R	12x7	4/137 12 mm	5+2	57-40246	90.41	57-94129	21.95
			Matte Black	F/R	12x7	4/137 12mm	5+2	57-40247	90.41	57-94129	21.95
		SS216	Black w/ Machine	Front	14x6	4/137 12 mm	4+2	57-40248	100.41	57-94129	21.95
			Black w/ Machine	Rear	14x8	4/137 12mm	5+3	57-40249	109.12	57-94129	21.95
			Matte Black	Front	14x6	4/137 12 mm	4+2	57-40250	100.41	57-94129	21.95
			Matte Black	Rear	14x8	4/137 12mm	5+3	57-40251	109.12	57-94129	21.95
			Matte Black	F/R	12x7	4/137	5+2	57-41053	89.95	57-94129	21.95
			Matte Black	F/R	14x7	4/137	5+2	57-41058	110.95	57-94129	21.95
		SS316	Matte Black	F/R	12x7	4/137	5+2	57-41063	89.95	57-94129	21.95
			Matte Black	F/R	14x7	4/137	5+2	57-41068	110.95	57-94129	21.95
		Hurricane	Matte Black	F/R	12x7	4/137	5+2	57-86335	89.95	57-94129	21.95
			Matte Black	F/R	14x7	4/137	5+2	57-86415	110.95	57-94129	21.95
		Tornado	Matte Black	F/R	15x7	4/137	5+2	57-86455	114.95	57-94129	21.95
			Matte Black with Milled	F/R	16x7	4/137	5+2	57-86500	120.95	57-94129	21.95
			Matte Black with Milled	F/R	17x7	4/137	5+2	57-86504	150.95	57-94129	21.95
			Matte Black with Milled	F/R	14x7	4/137	5+2	57-86469	115.95	57-94129	21.95
			Matte Black with Milled	F/R	15x7	4/137	5+2	57-86473	119.95	57-94129	21.95
		Tsunami	Matte Black with Milled	F/R	17x7	4/137	5+2	57-86477	156.95	57-94129	21.95
			Matte Black with Milled	F/R	14x7	4/137	5+2	57-86482	117.95	57-94129	21.95
		Tsunami Beadlock	Matte Black with Milled	F/R	15x7	4/137	5+2	57-86486	121.95	57-94129	21.95
			Matte Black with Milled	F/R	14x7	4/137	5+2	57-86490	169.95	57-94129	21.95
			Matte Black with Milled	F/R	15x7	4/137	5+2	57-86494	201.95	57-94129	21.95

STREET
V-TWIN
OFFROAD
ATV / UTV
TUBES / ACCESSORIES
TRAILER
TOOLS / REPAIR
PROMOTIONAL
REFERENCE
INDEX



STEEL AND ALLOY WHEELS

Application	Year	Wheel model	Finish	Front/ Rear	Size	Bolt Pattern	Offset	WPS#	List	Lug nut (box of 16)	List
KAWASAKI											
Bayou 300	'89-05	Delta Steel	Silver	Front	12x7	4/137	4+3	57-9236	\$43.95	57-94122	\$21.95
Bayou 400	'93-05		Silver	Rear	12x7	4/137	2+5	57-9237	43.95	57-94122	21.95
Prairie 300	'99-05		Gloss Black	Front	12x7	4/137	4+3	57-9224	41.95	57-94122	21.95
			Gloss Black	Rear	12x7	4/137	2+5	57-9225	41.95	57-94122	21.95
Prairie 360 '02-13	'02-13	Delta Steel	Silver	Front	12x7	4/137	4+3	57-9236	43.95	57-94122	21.95
Prairie 400 '97-06	'97-06		Silver	Rear	12x7	4/137	2+5	57-9237	43.95	57-94122	21.95
Prairie 650/700 '02-06	'02-06		Gloss Black	Front	12x7	4/137	4+3	57-9224	41.95	57-94122	21.95
650i Brute Force 4x4 '06-13 (straight axle)	'06-13	Delta Steel	Gloss Black	Rear	12x7	4/137	2+5	57-9225	41.95	57-94122	21.95
650i Brute Force 4x4t	'03-13		Silver	F/R	12x7	4/110	5+2	57-9232	43.95	57-94121	21.95
750i Brute Force 4x4	'05-07		Gloss Black	F/R	12x7	4/110	5+2	57-9221	41.95	57-94121	21.95
750i Brute Force 4x4 #	'08-17	SS Alloy SS212	Machined w/ Black	F/R	12x7	4/110	5+2	57-40209	89.95	57-94121	21.95
# Delta Steel wheels do not fit			Machined w/ Black	Front	14x6	4/110	4+2	57-40215	99.95	57-94121	21.95
750i Brute Force 4X4 08-16			Machined w/ Black	Rear	14x8	4/110	5+3	57-40217	108.95	57-94121	21.95
			Matte Black	F/R	12x7	4/110	5+2	57-40226	89.95	57-94121	21.95
			Matte Black	Front	14x6	4/110	4+2	57-40232	99.95	57-94121	21.95
			Matte Black	Rear	14x8	4/110	5+3	57-40234	108.95	57-94121	21.95
			Machined w/Black	F/R	15x7	4/110	5+2	57-40269	114.95	57-94121	21.95
		SS Alloy SS312	Matte Black w/ Machined	F/R	12x7	4/110	5+2	57-40300	89.95	57-94121	21.95
			Matte Black w/ Machined	Front	14x6	4/110	4+2	57-40306	99.95	57-94121	21.95
			Matte Black w/ Machined	Rear	14x8	4/110	5+3	57-40308	108.95	57-94121	21.95
		SS Alloy SS216	Matte Black	F/R	12x7	4/110	5+2	57-41050	89.95	57-94121	21.95
			Matte Black	F/R	14x7	4/110	5+2	57-41055	110.95	57-94121	21.95
		SS Alloy SS316	Matte Black	F/R	12x7	4/110	5+2	57-41060	89.95	57-94121	21.95
			Matte Black	F/R	14x7	4/110	5+2	57-41065	110.95	57-94121	21.95
		SD Beadlock	Matte Black/Polished Ring	F/R	12x7	4/110	5+2	57-41010	141.95	57-94121	21.95
			Matte Black/Black Ring	F/R	12x7	4/110	5+2	57-41017	141.95	57-94121	21.95
			Matte Black with milled	F/R	14x7	4/110	5+2	57-41040	167.95	57-94121	21.95
			Matte Black with milled	F/R	15x7	4/110	5+2	57-41043	199.95	57-94121	21.95
		SD Dual Beadlock	Matte Black/Polished Ring	F/R	14x7	4/110	5+2	57-41013	227.95	57-94121	21.95
			Matte Black/Black Ring	F/R	14x7	4/110	5+2	57-41020	227.95	57-94121	21.95
		Hurricane	Matte Black	F/R	12x7	4/110	5+2	57-86275	89.95	57-94121	21.95
			Matte Black	F/R	14x7	4/110	5+2	57-86365	110.95	57-94121	21.95
		Hurricane	Matte Black	F/R	15x7	4/110	5+2	57-86435	114.95	57-94121	21.95
			Matte Black	F/R	16x7	4/110	5+2	57-86498	120.95	57-94121	21.95
			Matte Black	F/R	17x7	4/110	5+2	57-86502	150.95	57-94121	21.95
		Tornado	Matte Black with Milled	F/R	14x7	4/110	5+2	57-86466	115.95	57-94121	21.95
			Matte Black with Milled	F/R	15x7	4/110	5+2	57-86471	119.95	57-94121	21.95
			Matte Black with Milled	F/R	17x7	4/110	5+2	57-86475	156.95	57-94121	21.95
		Tsunami	Matte Black with Milled	F/R	14x7	4/110	5+2	57-86480	117.95	57-94121	21.95
			Matte Black with Milled	F/R	15x7	4/110	5+2	57-86484	121.95	57-94121	21.95
		Tsunami Beadlock	Matte Black with Milled	F/R	14x7	4/110	5+2	57-86488	169.95	57-94121	21.95
			Matte Black with Milled	F/R	15x7	4/110	5+2	57-86492	201.95	57-94121	21.95
Mule 500/600/610	All	Delta Steel	Silver	Front	12x7	4/137	4+3	57-9236	43.95	57-94122	21.95
			Silver	Rear	12x7	4/137	2+5	57-9237	43.95	57-94122	21.95
			Gloss Black	Front	12x7	4/137	4+3	57-9224	41.95	57-94122	21.95
			Gloss Black	Rear	12x7	4/137	2+5	57-9225	41.95	57-94122	21.95

STEEL AND ALLOY WHEELS



Application	Year	Wheel model	Finish	Front/ Rear	Size	Bolt Pattern	Offset	WPS#	List	Lug nut (box of 16)	List		
KAWASAKI (CONT'D...)													
Teryx/T4 750/800 '08-17 ## Mule 2500/3000/4000 Series ##	'08-17 All	Delta Steel	Silver	F/R	12x7	4/137 12mm	4+3	57-9234	43.95	OEM			
			Gloss Black	F/R	12x7	4/137 12mm	4+3	57-9226	41.95	OEM			
		SS Alloy SS212	Machined w/ Black	F/R	12x7	4/137 12mm	5+2	57-40213	89.95	57-94130	21.95		
			Machined w/ Black	Front	14x6	4/137 12mm	4+2	57-40225	99.95	57-94130	21.95		
			Machined w/ Black	Rear	14x8	4/137 12mm	5+3	57-40224	108.95	57-94130	21.95		
			Matte Black	F/R	12x7	4/137 12mm	5+2	57-40230	89.95	57-94130	21.95		
			Matte Black	Front	14x6	4/137 12mm	4+2	57-40242	99.95	57-94130	21.95		
			Matte Black	Rear	14x8	4/137 12mm	5+3	57-40241	108.95	57-94130	21.95		
			Machined w/ Black	F/R	15x7	4/137 12mm	5+2	57-40271	114.95	57-94130	21.95		
		SS Alloy SS312	Matte Black w/ Machined	F/R	12x7	4/137 12mm	5+2	57-40304	89.95	57-94130	21.95		
			Matte Black w/ Machined	Front	14x6	4/137 12mm	4+2	57-40315	99.95	57-94130	21.95		
			Matte Black w/ Machined	Rear	14x8	4/137 12mm	5+3	57-40316	108.95	57-94130	21.95		
		SS Alloy SS216	Matte Black	F/R	12x7	4/137	5+2	57-41053	89.95	57-94136	25.95		
			Matte Black	F/R	14x7	4/137	5+2	57-41058	110.95	57-94136	25.95		
		SS Alloy SS316	Matte Black	F/R	12x7	4/137	5+2	57-41063	89.95	57-94136	25.95		
			Matte Black	F/R	14x7	4/137	5+2	57-41068	110.95	57-94136	25.95		
		SD Beadlock	Matte Black/Polished Ring	F/R	12x7	4/137	5+2	57-41011	141.95	57-94136	25.95		
			Matte Black/Black Ring	F/R	12x7	4/137	5+2	57-41018	141.95	57-94136	25.95		
			Matte Black with Milled	F/R	14x7	4/137	5+2	57-41041	167.95	57-94136	25.95		
			Matte Black/Polished Ring	F/R	14x7	4/137	5+2	57-41028	154.95	57-94136	25.95		
			Matte Black with Milled	F/R	15x7	4/137	5+2	57-41044	199.95	57-94136	25.95		
			Matte Black/Polished Ring	F/R	15x7	4/137	5+2	57-41032	186.95	57-94136	25.95		
		SD Dual Beadlock	Matte Black/Polished Ring	F/R	14x7	4/137	5+2	57-41015	227.95	57-94136	25.95		
			Matte Black/Black Ring	F/R	14x7	4/137	5+2	57-41022	227.95	57-94136	25.95		
		Hurricane	Matte Black	F/R	12x7	4/137	5+2	57-86335	89.95	57-94136	25.95		
			Matte Black	F/R	14x7	4/137	5+2	57-86415	110.95	57-94136	25.95		
			Matte Black	F/R	15x7	4/137	5+2	57-86455	114.95	57-94136	25.95		
			Matte Black	F/R	16x7	4/137	5+2	57-86500	120.95	57-94136	25.95		
			Matte Black	F/R	17x7	4/137	5+2	57-86504	150.95	57-94136	25.95		
		Tornado	Matte Black with Milled	F/R	14x7	4/137	5+2	57-86469	115.95	57-94136	25.95		
			Matte Black with Milled	F/R	15x7	4/137	5+2	57-86473	119.95	57-94136	25.95		
			Matte Black with Milled	F/R	17x7	4/137	5+2	57-86477	156.95	57-94136	25.95		
		Tsunami	Matte Black with Milled	F/R	14x7	4/137	5+2	57-86482	117.95	57-94136	25.95		
			Matte Black with Milled	F/R	15x7	4/137	5+2	57-86486	121.95	57-94136	25.95		
		Tsunami Beadlock	Matte Black with Milled	F/R	14x7	4/137	5+2	57-86490	169.95	57-94136	25.95		
			Matte Black with Milled	F/R	15x7	4/137	5+2	57-86494	201.95	57-94136	25.95		
		A-6 Pro Mod	Polished	F/R	12x7	4/137	4+3	57-87252	146.95	57-94136	25.95		
			Polished	F/R	14x7	4/137	4+3	57-87253	191.95	57-94136	25.95		
		Mule PRO FX/FXT/DX/DXT	'15-17	SS Alloy SS212	Machined w/ Black	F/R	12x7	4/156	4+3	57-40211	89.95	57-94138	25.95
					Machined w/ Black	Front	14x6	4/156	4+2	57-40218	99.95	57-94138	25.95
	Machined w/ Black			Rear	14x8	4/156	5+3	57-40219	108.95	57-94138	25.95		
	Matte Black			F/R	12x7	4/156	4+3	57-40228	89.95	57-94138	25.95		
	Matte Black			Front	14x6	4/156	4+2	57-40235	99.95	57-94138	25.95		
	Matte Black			Rear	14x8	4/156	5+3	57-40236	108.95	57-94138	25.95		
	Machined w/Black			F/R	15x7	4/156	4+3	57-40272	114.95	57-94138	25.95		
SS Alloy SS312	Matte Black w/ Machined			F/R	12x7	4/156	4+3	57-40302	89.95	57-94138	25.95		
	Matte Black w/ Machined			Front	14x6	4/156	4+2	57-40309	99.95	57-94138	25.95		
	Matte Black w/ Machined			Rear	14x8	4/156	5+3	57-40310	108.95	57-94138	25.95		
SS Alloy SS216	Matte Black			F/R	12x7	4/156	4+3	57-41052	89.95	57-94138	25.95		
	Matte Black			F/R	14x7	4/156	4+3	57-41057	110.95	57-94138	25.95		
SS Alloy SS316	Matte Black			F/R	12x7	4/156	4+3	57-41062	89.95	57-94138	25.95		
	Matte Black			F/R	14x7	4/156	4+3	57-41067	110.95	57-94138	25.95		
SD Beadlock	Matte Black with Milled			F/R	14x7	4/156	4+3	57-41042	167.95	57-94138	25.95		
	Matte Black with Milled			F/R	15x7	4/156	4+3	57-41045	199.95	57-94138	25.95		
	Matte Black/Polished Ring			F/R	12x7	4/156	4+3	57-41012	141.95	57-94138	25.95		
	Matte Black/Black Ring			F/R	12x7	4/156	4+3	57-41019	141.95	57-94138	25.95		
	Matte Black/Polished Ring			F/R	14x7	4/156	4+3	57-41029	154.95	57-94138	25.95		
	Matte Black/Polished Ring			F/R	15x7	4/156	4+3	57-41033	186.95	57-94138	25.95		
SD Dual Beadlock	Matte Black/Polished Ring			F/R	14x7	4/156	4+3	57-41016	227.95	57-94138	25.95		
	Matte Black/Black Ring			F/R	14x7	4/156	4+3	57-41023	227.95	57-94138	25.95		
Hurricane	Matte Black			F/R	12x7	4/156	4+3	57-86305	89.95	57-94138	25.95		
	Matte Black			F/R	14x7	4/156	4+3	57-86385	110.95	57-94138	25.95		
	Matte Black			F/R	15x7	4/156	4+3	57-86445	114.95	57-94138	25.95		
	Matte Black			F/R	16x7	4/156	4+3	57-86501	120.95	57-94138	25.95		

STREET

V-TWIN

OFFROAD

ATV / UTV

TUBES / ACCESSORIES

TRAILER

TOOLS / REPAIR

PROMOTIONAL

REFERENCE

INDEX



STEEL AND ALLOY WHEELS

Application	Year	Wheel model	Finish	Front/ Rear	Size	Bolt Pattern	Offset	WPS#	List	Lug nut (box of 16)	List
KAWASAKI (CONT'D...)											
Mule PRO FX/FXT/DX/DXT	'15-17	Hurricane	Matte Black	F/R	17x7	4/156	4+3	57-86505	150.95	57-94138	25.95
		Tornado	Matte Black with Milled	F/R	14x7	4/156	4+3	57-86470	115.95	57-94138	25.95
			Matte Black with Milled	F/R	15x7	4/156	4+3	57-86474	119.95	57-94138	25.95
			Matte Black with Milled	F/R	17x7	4/156	4+3	57-86478	156.95	57-94138	25.95
		Tsunami	Matte Black with Milled	F/R	14x7	4/156	4+3	57-86483	117.95	57-94138	25.95
			Matte Black with Milled	F/R	15x7	4/156	4+3	57-86487	121.95	57-94138	25.95
		Tsunami Beadlock	Matte Black with Milled	F/R	14x7	4/156	4+3	57-86491	169.95	57-94138	25.95
			Matte Black with Milled	F/R	15x7	4/156	4+3	57-86495	201.95	57-94138	25.95
		A-6 Pro Mod	Polished	F/R	12x7	4/156	4+3	57-87254	146.95	57-94136	25.95
			Polished	F/R	14x7	4/156	4+3	57-87255	191.95	57-94136	25.95
POLARIS											
335 Sportsman	'99-06	SS212	Machined w/ Black	F/R	12x7	4/156	4+3	57-40211	\$89.95	57-9419	\$21.95
400/450 Sportsman	'01-17		Machined w/ Black	Front	14x6	4/156	4+2	57-40218	99.95	57-9419	21.95
500/570 Sportsman	'96-17		Machined w/ Black	Rear	14x8	4/156	5+3	57-40219	108.95	57-9419	21.95
500 Magnum	'02-06		Matte Black	F/R	12x7	4/156	4+3	57-40228	89.95	57-9419	21.95
600 Sportsman	'03-09		Matte Black	Front	14x6	4/156	4+2	57-40235	99.95	57-9419	21.95
700 Sportsman	'02-09		Matte Black	Rear	14x8	4/156	5+3	57-40236	108.95	57-9419	21.95
800 Sportsman	'05-14		Machined w/Black	F/R	15x7	4/156	5+2	57-40270	114.95	57-9419	21.95
Ranger 500/ETX/570/EV/ 800 6x6 4x4	'03-17	SS312	Matte Black w/ Machined	F/R	12x7	4/156	4+3	57-40302	89.95	57-9419	21.95
RZR800/900XP	'08-14		Matte Black w/ Machined	Front	14x6	4/156	4+2	57-40309	99.95	57-9419	21.95
ACE 570/900	'14-17		Matte Black w/ Machined	Rear	14x8	4/156	5+3	57-40310	108.95	57-9419	21.95
RZR 570	'14-17	SS216	Matte Black	F/R	12x7	4/156	4+3	57-41052	89.95	57-9419	21.95
			Matte Black	F/R	14x7	4/156	4+3	57-41057	110.95	57-9419	21.95
		SS316	Matte Black	F/R	12x7	4/156	4+3	57-41062	89.95	57-9419	21.95
			Matte Black	F/R	14X7	4/156	4+3	57-41067	110.95	57-9419	21.95
		Hurricane	Matte Black	F/R	12x7	4/156	4+3	57-86305	89.95	57-9419	21.95
			Matte Black	F/R	14x7	4/156	4+3	57-86385	110.95	57-9419	21.95
			Matte Black	F/R	15x7	4/156	4+3	57-86445	114.95	57-9419	21.95
			Matte Black	F/R	16x7	4/156	4+3	57-86501	120.95	57-9419	21.95
			Matte Black	F/R	17x7	4/156	4+3	57-86505	150.95	57-9419	21.95
		Tornado	Matte Black with Milled	F/R	14x7	4/156	4+3	57-86470	115.95	57-9419	21.95
			Matte Black with milled	F/R	15x7	4/156	4+3	57-86474	119.95	57-9419	21.95
			Matte Black with Milled	F/R	17x7	4/156	4+3	57-86478	156.95	57-9419	21.95
		Tsunami	Matte Black with Milled	F/R	14x7	4/156	4+3	57-86483	117.95	57-9419	21.95
			Matte Black with Milled	F/R	15x7	4/156	4+3	57-86487	121.95	57-9419	21.95
		Tsunami Beadlock	Matte Black with Milled	F/R	14x7	4/156	4+3	57-86491	169.95	57-9419	21.95
			Matte Black with Milled	F/R	15x7	4/156	4+3	57-86495	201.95	57-9419	21.95
		SD Beadlock	Matte Black/Polished Ring	F/R	12x7	4/156	4+3	57-41012	141.95	57-9419	21.95
				F/R	14x7	4/156	4+3	57-41029	154.95	57-9419	21.95
				F/R	15x7	4/156	4+3	57-41033	186.95	57-9419	21.95
			Matte Black/Black Ring	F/R	12x7	4/156	4+3	57-41019	141.95	57-9419	21.95
			Matte Black with Milled	F/R	14x7	4/156	4+3	57-41042	167.95	57-9419	21.95
				F/R	15x7	4/156	4+3	57-41045	199.95	57-9419	21.95
		SD Dual Beadlock	Matte Black/Polished Ring	F/R	14x7	4/156	4+3	57-41016	227.95	57-9419	21.95
			Matte Black/Black Ring	F/R	14x7	4/156	4+3	57-41023	227.95	57-9419	21.95
Sportsman 550/850/1000 XP	'09-17	SS212	Machined w/ Black	Front	14x6	4/156	4+2	57-40218	99.95	57-94121	21.95
Scrambler 850/1000XP	'14-17		Machined w/ Black	Rear	14x8	4/156	5+3	57-40219	108.95	57-94121	21.95
			Matte Black	Front	14x6	4/156	4+2	57-40235	99.95	57-94121	21.95
			Matte Black	Rear	14x8	4/156	5+3	57-40236	108.95	57-94121	21.95
			Machined w/Black	F/R	15x7	4/156	5+2	57-40270	114.95	57-94121	21.95
		SS312	Matte Black w/ Machined	Front	14x6	4/156	4+2	57-40309	99.95	57-94121	21.95
			Matte Black w/ Machined	Rear	14x8	4/156	5+3	57-40310	108.95	57-94121	21.95
		SS216	Matte Black	F/R	14x7	4/156	4+3	57-41057	110.95	57-94121	21.95
		SS316	Matte Black	F/R	14x7	4/156	4+3	57-41067	110.95	57-94121	21.95
		Hurricane	Matte Black	F/R	14x7	4/156	4+3	57-86385	110.95	57-94121	21.95
			Matte Black	F/R	15x7	4/156	4+3	57-86445	114.95	57-94121	21.95
			Matte Black	F/R	16x7	4/156	4+3	57-86501	120.95	57-94121	21.95
			Matte Black	F/R	17x7	4/156	4+3	57-86505	150.95	57-94121	21.95

STEEL AND ALLOY WHEELS



Application	Year	Wheel model	Finish	Front/ Rear	Size	Bolt Pattern	Offset	WPS#	List	Lug nut (box of 16)	List		
POLARIS (CONT'D...)													
Sportsman 550/850/1000 XP	'09-17	Tornado	Matte Black with Milled	F/R	14x7	4/156	5+2	57-86470	115.95	57-94121	21.95		
Scrambler 850/1000XP	'14-17		Matte Black with Milled	F/R	15x7	4/156	5+2	57-86474	119.95	57-94121	21.95		
			Matte Black with Milled	F/R	17x7	4/156	5+2	57-86478	156.95	57-94121	21.95		
		Tsunami	Matte Black with Milled	F/R	14x7	4/156	4+3	57-86483	117.95	57-94121	21.95		
			Matte Black with Milled	F/R	15x7	4/156	4+3	57-86487	121.95	57-94121	21.95		
		Tsunami Beadlock	Matte Black with Milled	F/R	14x7	4/156	4+3	57-86491	169.95	57-94121	21.95		
			Matte Black with Milled	F/R	15x7	4/156	4+3	57-86495	201.95	57-94121	21.95		
		SD Beadlock	Matte Black/Polished Ring	F/R	14x7	4/156	4+3	57-41029	154.95	57-94121	21.95		
			Matte Black/Polished Ring	F/R	15x7	4/156	4+3	57-41033	186.95	57-94121	21.95		
			Matte Black with Milled	F/R	14x7	4/156	4+3	57-41042	167.95	57-94121	21.95		
		SD Dual Beadlock	Matte Black with Milled	F/R	15x7	4/156	4+3	57-41045	199.95	57-94121	21.95		
			Matte Black/Polished Ring	F/R	14x7	4/156	4+3	57-41016	227.95	57-94121	21.95		
			Matte Black/Polished Ring	F/R	14x7	4/156	4+3	57-41023	227.95	57-94121	21.95		
			Matte Black/Black Ring	F/R	14x7	4/156	4+3	57-41023	227.95	57-94121	21.95		
RZR XP 1000/XP 4 1000 **6+1 Hurricane only fits Non-Turbo Models	'14-17	SS212	Machined w/ Black	Front	14x6	4/156	4+2	57-40218	99.95	57-94131	25.95		
			Machined w/ Black	Rear	14x8	4/156	5+3	57-40219	108.95	57-94131	25.95		
				SS312	Matte Black	Front	14x6	4/156	4+2	57-40235	99.95	57-94131	25.95
					Matte Black	Rear	14x8	4/156	5+3	57-40236	108.95	57-94131	25.95
				SS216	Matte Black w/ Machined	Front	14x6	4/156	4+2	57-40309	99.95	57-94131	25.95
					Matte Black w/ Machined	Rear	14x8	4/156	5+3	57-40310	108.95	57-94131	25.95
				SS316	Matte Black	F/R	14x7	4/156	4+3	57-41057	110.95	57-94131	25.95
				Hurricane	Matte Black	F/R	14x7	4/156	4+3	57-41067	110.95	57-94131	25.95
					Matte Black	F/R	14x7	4/156	4+3	57-86385	110.95	57-94131	25.95
					Matte Black	F/R	14x7	4/156	6+1	57-86497	110.95	57-94131	25.95
					Matte Black	F/R	15x7	4/156	4+3	57-86445	114.95	57-94131	25.95
					Matte Black	F/R	16x7	4/156	4+3	57-86501	120.95	57-94131	25.95
				Tornado	Matte Black	F/R	17x7	4/156	4+3	57-86505	150.95	57-94131	25.95
					Matte Black with Milled	F/R	14x7	4/156	5+2	57-86470	115.95	57-94131	25.95
					Matte Black with Milled	F/R	15x7	4/156	5+2	57-86474	119.95	57-94131	25.95
				Tsunami	Matte Black with Milled	F/R	17x7	4/156	5+2	57-86478	156.95	57-94131	25.95
					Matte Black with Milled	F/R	14x7	4/156	4+3	57-86483	117.95	57-94131	25.95
					Matte Black with Milled	F/R	15x7	4/156	4+3	57-86487	121.95	57-94131	25.95
				Tsunami Beadlock	Matte Black with Milled	F/R	14x7	4/156	4+3	57-86491	169.95	57-94131	25.95
					Matte Black with Milled	F/R	15x7	4/156	4+3	57-86495	201.95	57-94131	25.95
		SD Beadlock	Matte Black/Polished Ring	F/R	14x7	4/156	4+3	57-41029	154.95	57-94131	25.95		
			Matte Black/Polished Ring	F/R	15x7	4/156	4+3	57-41033	186.95	57-94131	25.95		
			Matte Black with Milled	F/R	14x7	4/156	4+3	57-41042	167.95	57-94131	25.95		
			Matte Black with Milled	F/R	15x7	4/156	4+3	57-41045	199.95	57-94131	25.95		
		SD Dual Beadlock	Matte Black/Polished Ring	F/R	14x7	4/156	5+2	57-41024	227.95	57-94131	25.95		
			Matte Black/Black Ring	F/R	14x7	4/156	5+2	57-41025	227.95	57-94131	25.95		
Ranger Diesel/570 Full size/900XP/1000	'13-17	SS212	Machined w/ Black	F/R	12x7	4/156	4+3	57-40211	89.95	57-94131	25.95		
RZR 900/900 XC/900/1000 S	'15-17		Machined w/ Black	Front	14x6	4/156	4+2	57-40218	99.95	57-94131	25.95		
			Machined w/ Black	Rear	14x8	4/156	5+3	57-40219	108.95	57-94131	25.95		
			Matte Black	F/R	12x7	4/156	4+3	57-40228	89.95	57-94131	25.95		
			Matte Black	Front	14x6	4/156	4+2	57-40235	99.95	57-94131	25.95		
			Matte Black	Rear	14x8	4/156	5+3	57-40236	108.95	57-94131	25.95		
			Machined w/Black	F/R	15x7	4/156	4+3	57-40272	114.95	57-94131	25.95		
			SS312	Matte Black w/ Machined	F/R	12x7	4/156	4+3	57-40302	89.95	57-94131	25.95	
				Matte Black w/ Machined	Front	14x6	4/156	4+2	57-40309	99.95	57-94131	25.95	
			SS216	Matte Black w/ Machined	Rear	14x8	4/156	5+3	57-40310	108.95	57-94131	25.95	
				Matte Black	F/R	12x7	4/156	4+3	57-41052	89.95	57-94131	25.95	
		SS316	Matte Black	F/R	14x7	4/156	4+3	57-41057	110.95	57-94131	25.95		
			Matte Black	F/R	12x7	4/156	4+3	57-41062	89.95	57-94131	25.95		
			Matte Black	F/R	14x7	4/156	4+3	57-41067	110.95	57-94131	25.95		

STREET
V-TWIN
OFFROAD
ATV / UTV
TUBES / ACCESSORIES
TRAILER
TOOLS / REPAIR
PROMOTIONAL
REFERENCE
INDEX



STEEL AND ALLOY WHEELS

Application	Year	Wheel model	Finish	Front/ Rear	Size	Bolt Pattern	Offset	WPS#	List	Lug nut (box of 16)	List
POLARIS (cont'd...)											
Ranger Diesel/570 Full size/900XP/1000	'13-17	Hurricane	Matte Black	F/R	12x7	4/156	4+3	57-86305	89.95	57-94131	25.95
RZR 900/900 XC/900/1000 S	'15-17		Matte Black	F/R	14x7	4/156	4+3	57-86385	110.95	57-94131	25.95
			Matte Black	F/R	14x7	4/156	6+1	57-86497	110.95	57-9419	21.95
			Matte Black	F/R	15x7	4/156	4+3	57-86445	114.95	57-94131	25.95
			Matte Black	F/R	16x7	4/156	4+3	57-86501	120.95	57-94131	25.95
			Matte Black	F/R	17x7	4/156	4+3	57-86505	150.95	57-94131	25.95
		Tornado	Matte Black with Milled	F/R	14x7	4/156	5+2	57-86470	115.95	57-94131	25.95
			Matte Black with Milled	F/R	15x7	4/156	5+2	57-86474	119.95	57-94131	25.95
			Matte Black with Milled	F/R	17x7	4/156	5+2	57-86478	156.95	57-94131	25.95
		Tsunami	Matte Black with Milled	F/R	14x7	4/156	4+3	57-86483	117.95	57-94131	25.95
			Matte Black with Milled	F/R	15x7	4/156	4+3	57-86487	121.95	57-94131	25.95
		Tsunami Beadlock	Matte Black with Milled	F/R	14x7	4/156	4+3	57-86491	169.95	57-94131	25.95
			Matte Black with Milled	F/R	15x7	4/156	4+3	57-86495	201.95	57-94131	25.95
		SD Beadlock	Matte Black/Polished Ring	F/R	12x7	4/156	4+3	57-41012	141.95	57-94131	25.95
			Matte Black/Polished Ring	F/R	14x7	4/156	4+3	57-41029	154.95	57-94131	25.95
			Matte Black/Polished Ring	F/R	15x7	4/156	4+3	57-41033	186.95	57-94131	25.95
			Matte Black/Black Ring	F/R	12x7	4/156	4+3	57-41019	141.95	57-94131	25.95
			Matte Black with Milled	F/R	14x7	4/156	4+3	57-41042	167.95	57-94131	25.95
			Matte Black with Milled	F/R	15x7	4/156	4+3	57-41045	199.95	57-94131	25.95
		SD Dual Beadlock	Matte Black/Polished Ring	F/R	14x7	4/156	4+3	57-41016	227.95	57-94131	25.95
			Matte Black/Black Ring	F/R	14x7	4/156	4+3	57-41023	227.95	57-94131	25.95
SUZUKI											
400 Eiger 4x4	02-07	SS212	Machined w/ Black	Front	12x7	4/110	5+2	57-40209	\$89.95	57-94121	\$21.95
400 King Quad (straight axle) 4x4	08-17		Machined w/ Black	Rear	12x7	4/110	2+5	57-40210	89.95	57-94121	21.95
500 Vinson 4x4	02-09		Machined w/ Black	Front	14x6	4/110	4+2	57-40215	99.95	57-94121	21.95
			Machined w/ Black	Rear	14x8	4/110	3+5	57-40216	108.95	57-94121	21.95
			Matte Black	Front	12x7	4/110	5+2	57-40226	89.95	57-94121	21.95
			Matte Black	Rear	12x7	4/110	2+5	57-40227	89.95	57-94121	21.95
			Matte Black	Front	14x6	4/110	4+2	57-40232	99.95	57-94121	21.95
			Matte Black	Rear	14x8	4/110	3+5	57-40233	108.95	57-94121	21.95
		SS312	Matte Black w/ Machined	Front	12x7	4/110	5+2	57-40300	89.95	57-94121	21.95
			Matte Black w/ Machined	Rear	12x7	4/110	2+5	57-40301	89.95	57-94121	21.95
			Matte Black w/ Machined	Front	14x6	4/110	4+2	57-40306	99.95	57-94121	21.95
			Matte Black w/ Machined	Rear	14x8	4/110	3+5	57-40307	108.95	57-94121	21.95
		SS216	Matte Black	Front	12x7	4/110	5+2	57-41050	89.95	57-94121	21.95
			Matte Black	Rear	12x7	4/110	2+5	57-41051	89.95	57-94121	21.95
			Matte Black	Front	14x7	4/110	5+2	57-41055	110.95	57-94121	21.95
			Matte Black	Rear	14x7	4/110	2+5	57-41056	110.95	57-94121	21.95
		SS316	Matte Black	Front	12x7	4/110	5+2	57-41060	89.95	57-94121	21.95
			Matte Black	Rear	12x7	4/110	2+5	57-41061	89.95	57-94121	21.95
			Matte Black	Front	14x7	4/110	5+2	57-41065	110.95	57-94121	21.95
			Matte Black	Rear	14x7	4/110	2+5	57-41066	110.95	57-94121	21.95
		Hurricane	Matte Black	Front	12x7	4/110	5+2	57-86275	89.95	57-94121	21.95
			Matte Black	Rear	12x7	4/110	2+5	57-86285	89.95	57-94121	21.95
			Matte Black	Front	14x7	4/110	5+2	57-86365	110.95	57-94121	21.95
			Matte Black	Rear	14x7	4/110	2+5	57-86375	110.95	57-94121	21.95
		Tornado	Matte Black with Milled	Front	14x7	4/110	5+2	57-86466	115.95	57-94121	21.95
			Matte Black with Milled	Rear	14x7	4/110	2+5	57-86467	115.95	57-94121	21.95
450 King Quad	05-17	Delta Steel	Silver	F/R	12x7	4/110	5+2	57-9232	43.95	57-94121	21.95
700 King Quad	05-17		Gloss Black	F/R	12x7	4/110	5+2	57-9221	41.95	57-94121	21.95
750 King Quad	05-17	SS212	Machined w/ Black	F/R	12x7	4/110	5+2	57-40209	89.95	57-94121	21.95
			Machined w/ Black	Front	14x6	4/110	4+2	57-40215	99.95	57-94121	21.95
			Machined w/ Black	Rear	14x8	4/110	5+3	57-40217	108.95	57-94121	21.95
			Matte Black	F/R	12x7	4/110	5+2	57-40226	89.95	57-94121	21.95
			Matte Black	Front	14x6	4/110	4+2	57-40232	99.95	57-94121	21.95
			Matte Black	Rear	14x8	4/110	5+3	57-40234	108.95	57-94121	21.95

STEEL AND ALLOY WHEELS



Application	Year	WHEEL MODEL	Finish	Front/ Rear	Size	Bolt Pattern	Offset	WPS#	List	Lug Nut (Box of 16)	List
SUZUKI (cont'd...)											
450 King Quad	05-17	SS212	Machined w/Black	F/R	15x7	4/110	5+2	57-40269	114.95	57-94121	21.95
700 King Quad	05-17	SS312	Matte Black w/ Machined	F/R	12x7	4/110	5+2	57-40300	89.95	57-94121	21.95
750 King Quad	05-17		Matte Black w/ Machined	Front	14x6	4/110	4+2	57-40306	99.95	57-94121	21.95
			Matte Black w/ Machined	Rear	14x8	4/110	5+3	57-40308	108.95	57-94121	21.95
		SS216	Matte Black	F/R	12x7	4/110	5+2	57-41050	89.95	57-94121	21.95
			Matte Black	F/R	14x7	4/110	5+2	57-41055	110.95	57-94121	21.95
		SS316	Matte Black	F/R	12x7	4/110	5+2	57-41060	89.95	57-94121	21.95
			Matte Black	F/R	14x7	4/110	5+2	57-41065	110.95	57-94121	21.95
		SD Beadlock	Matte Black/Polished Ring	F/R	12x7	4/110	5+2	57-41010	141.95	57-94121	21.95
			Matte Black/Black Ring	F/R	12x7	4/110	5+2	57-41017	141.95	57-94121	21.95
			Matte Black Milled	F/R	14x7	4/110	5+2	57-41040	167.95	57-94121	21.95
			Matte Black Milled	F/R	15x7	4/110	5+2	57-41043	199.95	57-94121	21.95
		SD Dual Beadlock	Matte Black/Polished Ring	F/R	14x7	4/110	5+2	57-41013	227.95	57-94121	21.95
			Matte Black/Black Ring	F/R	14x7	4/110	5+2	57-41020	227.95	57-94121	21.95
		Hurricane	Matte Black	F/R	12x7	4/110	5+2	57-86275	89.95	57-94121	21.95
			Matte Black	F/R	14x7	4/110	5+2	57-86365	110.95	57-94121	21.95
			Matte Black	F/R	15x7	4/110	5+2	57-86435	114.95	57-94121	21.95
		Tornado	Matte Black with Milled	F/R	14x7	4/110	5+2	57-86466	115.95	57-94121	21.95
			Matte Black with Milled	F/R	15x7	4/110	5+2	57-86471	119.95	57-94121	21.95
			Matte Black with Milled	F/R	17x7	4/110	5+2	57-86475	156.95	57-94121	21.95
		Tsunami Simulated Beadlock	Black w/ Machined	F/R	14x7	4/110	5+2	57-86480	117.95	57-94121	21.95
			Black w/ Machined	F/R	15x7	4/110	5+2	57-86484	121.95	57-94121	21.95
		Tsunami Beadlock	Black w/ Machined	F/R	14x7	4/110	5+2	57-86488	169.95	57-94121	21.95
			Black w/ Machined	F/R	15x7	4/110	5+2	57-86492	201.95	57-94121	21.95
YAMAHA											
350 Grizzly 4x4 (Straight-Axle)	'07-12	Delta Steel	Silver	Front	12x7	4/110	5+2	57-9232	\$43.95	57-94121	\$21.95
350/400 Big Bear 2x4/4x4	'87-06		Silver	Rear	12x7	4/110	2+5	57-9233	43.95	57-94121	21.95
350/450 Wolverine 4x4	'95-11		Gloss Black	Front	12x7	4/110	5+2	57-9221	41.95	57-94121	21.95
350 Bruin 2x4/4x4	'04-06		Gloss Black	Rear	12x7	4/110	2+5	57-9222	41.95	57-94121	21.95
400/450 Kodiak 4x4	'93-04	SS Alloy SS212	Machined w/ Black	Front	12x7	4/110	5+2	57-40209	89.95	57-94121	21.95
600 Grizzly 4x4 ***	'98-01		Machined w/ Black	Rear	12x7	4/110	2+5	57-40210	89.95	57-94121	21.95
***Delta steel wheels do not fit the Grizzly 600 98-01			Machined w/ Black	Front	14x6	4/110	4+2	57-40215	99.95	57-94121	21.95
			Machined w/ Black	Rear	14x8	4/110	3+5	57-40216	108.95	57-94121	21.95
			Matte Black	Front	12x7	4/110	5+2	57-40226	89.95	57-94121	21.95
			Matte Black	Rear	12x7	4/110	2+5	57-40227	89.95	57-94121	21.95
			Matte Black	Front	14x6	4/110	4+2	57-40232	99.95	57-94121	21.95
			Matte Black	Rear	14x8	4/110	3+5	57-40233	108.95	57-94121	21.95
		SS Alloy SS312	Matte Black w/ Machined	Front	12x7	4/110	5+2	57-40300	89.95	57-94121	21.95
			Matte Black w/ Machined	Rear	12x7	4/110	2+5	57-40301	89.95	57-94121	21.95
			Matte Black w/ Machined	Front	14x6	4/110	4+2	57-40306	99.95	57-94121	21.95
			Matte Black w/ Machined	Rear	14x8	4/110	3+5	57-40307	108.95	57-94121	21.95
		SS Alloy SS216	Matte Black	Front	12x7	4/110	5+2	57-41050	89.95	57-94121	21.95
			Matte Black	Rear	12x7	4/110	2+5	57-41051	89.95	57-94121	21.95
			Matte Black	Front	14x7	4/110	5+2	57-41055	110.95	57-94121	21.95
			Matte Black	Rear	14x7	4/110	2+5	57-41056	110.95	57-94121	21.95
		SS Alloy SS316	Black w/ Machined	Rear	12x7	4/110	2+5	57-40351	85.95	57-94121	21.95
			Matte Black	Front	12x7	4/110	5+2	57-41060	89.95	57-94121	21.95
			Matte Black	Rear	12x7	4/110	2+5	57-41061	89.95	57-94121	21.95
			Black w/ Machined	Rear	14x7	4/110	2+5	57-40356	105.95	57-94121	21.95
			Matte Black	Front	14x7	4/110	5+2	57-41065	110.95	57-94121	21.95
			Matte Black	Rear	14x7	4/110	2+5	57-41066	110.95	57-94121	21.95
		Hurricane	Matte Black	Front	12x7	4/110	5+2	57-86275	89.95	57-94121	21.95
			Matte Black	Rear	12x7	4/110	2+5	57-86285	89.95	57-94121	21.95
			Matte Black	Front	14x7	4/110	5+2	57-86365	110.95	57-94121	21.95
			Matte Black	Rear	14x7	4/110	2+5	57-86375	110.95	57-94121	21.95
		Tornado	Matte Black with Milled	Front	14x7	4/110	5+2	57-86466	115.95	57-94121	21.95
			Matte Black with Milled	Rear	14x7	4/110	2+5	57-86467	115.95	57-94121	21.95



STEEL AND ALLOY WHEELS

APPLICATION	Year	WHEEL MODEL	Finish	Front/ Rear	Size	Bolt Pattern	Offset	WPS#	List	Lug Nut (Box of 16)	List
YAMAHA (CONT'D...)											
350 Grizzly IRS	'07-15	Delta Steel	Silver	F/R	12x7	4/110	5+2	57-9232	43.95	57-94121	21.95
400/450 Kodiak 4x4	'05-06		Gloss Black	F/R	12x7	4/110	5+2	57-9221	41.95	57-94121	21.95
400/450 Grizzly 4x4	'07-15	SS Alloy SS212	Machined w/ Black	F/R	12x7	4/110	5+2	57-40209	89.95	57-94121	21.95
400 Big Bear IRS	'07-11		Machined w/ Black	Front	14x6	4/110	4+2	57-40215	99.95	57-94121	21.95
			Machined w/ Black	Rear	14x8	4/110	5+3	57-40217	108.95	57-94121	21.95
			Matte Black	F/R	12x7	4/110	5+2	57-40226	89.95	57-94121	21.95
			Matte Black	Front	14x6	4/110	4+2	57-40232	99.95	57-94121	21.95
			Matte Black	Rear	14x8	4/110	5+3	57-40234	108.95	57-94121	21.95
			Machined w/Black	F/R	15x7	4/110	5+2	57-40269	114.95	57-94121	21.95
		SS Alloy SS312	Matte Black w/ Machined	F/R	12x7	4/110	5+2	57-40300	89.95	57-94121	21.95
			Matte Black w/ Machined	Front	14x6	4/110	4+2	57-40306	99.95	57-94121	21.95
			Matte Black w/ Machined	Rear	14x8	4/110	5+3	57-40308	108.95	57-94121	21.95
		SS Alloy SS216	Matte Black	F/R	12x7	4/110	5+2	57-41050	89.95	57-94121	21.95
			Matte Black	F/R	14x7	4/110	5+2	57-41055	110.95	57-94121	21.95
		SS Alloy SS316	Matte Black	F/R	12x7	4/110	5+2	57-41060	89.95	57-94121	21.95
			Matte Black	F/R	14x7	4/110	5+2	57-41065	110.95	57-94121	21.95
		SD Beadlock	Matte Black/Polished Ring	F/R	12x7	4/110	5+2	57-41010	141.95	57-94121	21.95
			Matte Black/Black Ring	F/R	12x7	4/110	5+2	57-41017	141.95	57-94121	21.95
			Matte Black Milled	F/R	14x7	4/110	5+2	57-41040	167.95	57-94121	21.95
			Matte Black Milled	F/R	15x7	4/110	5+2	57-41043	199.95	57-94121	21.95
		SD Dual Beadlock	Matte Black/Polished Ring	F/R	14x7	4/110	5+2	57-41013	227.95	57-94121	21.95
			Matte Black/Black Ring	F/R	14x7	4/110	5+2	57-41020	227.95	57-94121	21.95
		Hurricane	Matte Black	F/R	12x7	4/110	5+2	57-86275	89.95	57-94121	21.95
			Matte Black	F/R	14x7	4/110	5+2	57-86365	110.95	57-94121	21.95
			Matte Black	F/R	15x7	4/110	5+2	57-86435	114.95	57-94121	21.95
		Tornado	Matte Black with Milled	F/R	14x7	4/110	5+2	57-86466	115.95	57-94121	21.95
			Matte Black with Milled	F/R	15x7	4/110	5+2	57-86471	119.95	57-94121	21.95
			Matte Black with Milled	F/R	17x7	4/110	5+2	57-86475	156.95	57-94121	21.95
		Tsunami Simulated Beadlock	Black w/ Machined	F/R	14x7	4/110	5+2	57-86480	117.95	57-94121	21.95
			Black w/ Machined	F/R	15x7	4/110	5+2	57-86484	121.95	57-94121	21.95
		Tsunami Beadlock	Black w/ Machined	F/R	14x7	4/110	5+2	57-86488	169.95	57-94121	21.95
			Black w/ Machined	F/R	15x7	4/110	5+2	57-86492	201.95	57-94121	21.95
550/660/700 Grizzly 4x4	02-17	Delta Steel	Silver	F/R	12x7	4/110	4+3	57-9246	43.95	57-94121	21.95
700 Kodiak	16-17		Gloss Black	F/R	12x7	4/110	4+3	57-9239	41.95	57-94121	21.95
		SS Alloy SS212	Machined w/ Black	F/R	12x7	4/110	5+2	57-40209	89.95	57-94121	21.95
			Machined w/ Black	Front	14x6	4/110	4+2	57-40215	99.95	57-94121	21.95
			Machined w/ Black	Rear	14x8	4/110	5+3	57-40217	108.95	57-94121	21.95
			Matte Black	F/R	12x7	4/110	5+2	57-40226	89.95	57-94121	21.95
			Matte Black	Front	14x6	4/110	4+2	57-40232	99.95	57-94121	21.95
			Matte Black	Rear	14x8	4/110	5+3	57-40234	108.95	57-94121	21.95
			Machined w/Black	F/R	15x7	4/110	5+2	57-40269	114.95	57-94121	21.95
		SS Alloy SS312	Matte Black w/ Machined	F/R	12x7	4/110	5+2	57-40300	89.95	57-94121	21.95
			Matte Black w/ Machined	Front	14x6	4/110	4+2	57-40306	99.95	57-94121	21.95
			Matte Black w/ Machined	Rear	14x8	4/110	5+3	57-40308	108.95	57-94121	21.95
		SS Alloy SS216	Matte Black	F/R	12x7	4/110	5+2	57-41050	89.95	57-94121	21.95
			Matte Black	F/R	14x7	4/110	5+2	57-41055	110.95	57-94121	21.95
		SS Alloy SS316	Matte Black	F/R	12x7	4/110	5+2	57-41060	89.95	57-94121	21.95
			Matte Black	F/R	14x7	4/110	5+2	57-41065	110.95	57-94121	21.95
		SD Beadlock	Matte Black/Polished Ring	F/R	12x7	4/110	5+2	57-41010	141.95	57-94121	21.95
			Matte Black/Black Ring	F/R	12x7	4/110	5+2	57-41017	141.95	57-94121	21.95
			Matte Black Milled	F/R	14x7	4/110	5+2	57-41040	167.95	57-94121	21.95
			Matte Black Milled	F/R	15x7	4/110	5+2	57-41043	199.95	57-94121	21.95
		SD Dual Beadlock	Matte Black/Polished Ring	F/R	14x7	4/110	5+2	57-41013	227.95	57-94121	21.95
			Matte Black/Black Ring	F/R	14x7	4/110	5+2	57-41020	227.95	57-94121	21.95
		Hurricane	Matte Black	F/R	12x7	4/110	5+2	57-86275	89.95	57-94121	21.95
			Matte Black	F/R	14x7	4/110	5+2	57-86365	110.95	57-94121	21.95
			Matte Black	F/R	15x7	4/110	5+2	57-86435	114.95	57-94121	21.95
		Tornado	Matte Black with Milled	F/R	14x7	4/110	5+2	57-86466	115.95	57-94121	21.95
			Matte Black with Milled	F/R	15x7	4/110	5+2	57-86471	119.95	57-94121	21.95
			Matte Black with Milled	F/R	17x7	4/110	5+2	57-86475	156.95	57-94121	21.95

STEEL AND ALLOY WHEELS



APPLICATION	Year	WHEEL MODEL	Finish	Front/ Rear	Size	Bolt Pattern	Offset	WPS#	List	Lug Nut (Box of 16)	List
YAMAHA (CONT'D...)											
550/660/700 Grizzly 4x4	02-17	Tsunami Simulated Beadlock	Black w/ Machined	F/R	14x7	4/110	5+2	57-86480	117.95	57-94121	21.95
700 Kodiak	16-17	Tsunami Beadlock	Black w/ Machined	F/R	15x7	4/110	5+2	57-86484	121.95	57-94121	21.95
			Black w/ Machined	F/R	14x7	4/110	5+2	57-86488	169.95	57-94121	21.95
			Black w/ Machined	F/R	15x7	4/110	5+2	57-86492	201.95	57-94121	21.95
450/660/700 Rhino	'04-13	Delta Steel	Silver	F/R	12x7	4/110	4+3	57-9246	43.95	57-94121	21.95
			Gloss Black	F/R	12x7	4/110	4+3	57-9239	41.95	57-94121	21.95
		A-6 Pro Mod	Polished	F/R	12x7	4/110	4+3	57-87250	146.95	57-94121	21.95
			Polished	F/R	14x7	4/110	4+3	57-87251	191.95	57-94121	21.95
		SS Alloy SS212	Machined w/ Black	F/R	12x7	4/110	5+2	57-40209	89.95	57-94121	21.95
			Machined w/ Black	Front	14x6	4/110	4+2	57-40215	99.95	57-94121	21.95
			Machined w/ Black	Rear	14x8	4/110	5+3	57-40217	108.95	57-94121	21.95
			Matte Black	F/R	12x7	4/110	5+2	57-40226	89.95	57-94121	21.95
			Matte Black	Front	14x6	4/110	4+2	57-40232	99.95	57-94121	21.95
			Matte Black	Rear	14x8	4/110	5+3	57-40234	108.95	57-94121	21.95
			Machined w/Black	F/R	15x7	4/110	5+2	57-40269	114.95	57-94121	21.95
		SS Alloy SS312	Matte Black w/ Machined	F/R	12x7	4/110	5+2	57-40300	89.95	57-94121	21.95
			Matte Black w/ Machined	Front	14x6	4/110	4+2	57-40306	99.95	57-94121	21.95
			Matte Black w/ Machined	Rear	14x8	4/110	5+3	57-40308	108.95	57-94121	21.95
		SS Alloy SS216	Matte Black	F/R	12x7	4/110	5+2	57-41050	89.95	57-94121	21.95
			Matte Black	F/R	14x7	4/110	5+2	57-41055	110.95	57-94121	21.95
		SS Alloy SS316	Matte Black	F/R	12x7	4/110	5+2	57-41060	89.95	57-94121	21.95
			Matte Black	F/R	14x7	4/110	5+2	57-41065	110.95	57-94121	21.95
		SD Beadlock	Matte Black/Polished Ring	F/R	12x7	4/110	5+2	57-41010	141.95	57-94121	21.95
				F/R	12x7	4/110	5+2	57-41017	141.95	57-94121	21.95
				F/R	14x7	4/110	5+2	57-41040	167.95	57-94121	21.95
				F/R	15x7	4/110	5+2	57-41043	199.95	57-94121	21.95
		SD Dual Beadlock	Matte Black/Polished Ring	F/R	14x7	4/110	5+2	57-41013	227.95	57-94121	21.95
				F/R	14x7	4/110	5+2	57-41020	227.95	57-94121	21.95
		Hurricane	Matte Black	F/R	12x7	4/110	5+2	57-86275	89.95	57-94121	21.95
				F/R	14x7	4/110	5+2	57-86365	110.95	57-94121	21.95
				F/R	15x7	4/110	5+2	57-86435	114.95	57-94121	21.95
Tornado	Matte Black with Milled	F/R	14x7	4/110	5+2	57-86466	115.95	57-94121	21.95		
		F/R	15x7	4/110	5+2	57-86471	119.95	57-94121	21.95		
Tsunami Simulated Beadlock	Black w/ Machined	F/R	17x7	4/110	5+2	57-86475	156.95	57-94121	21.95		
		F/R	14x7	4/110	5+2	57-86480	117.95	57-94121	21.95		
Tsunami Beadlock	Black w/ Machined	F/R	15x7	4/110	5+2	57-86484	121.95	57-94121	21.95		
		F/R	14x7	4/110	5+2	57-86488	169.95	57-94121	21.95		
		F/R	15x7	4/110	5+2	57-86492	201.95	57-94121	21.95		
Viking Woverine	14-17 16-17	Delta Steel	Silver	F/R	12x7	4/110	4+3	57-9246	43.95	57-94136	25.95
			Gloss Black	F/R	12x7	4/110	4+3	57-9239	41.95	57-94136	25.95
		SS Alloy SS212	Machined w/ Black	F/R	12x7	4/110	5+2	57-40209	89.95	57-94136	25.95
			Machined w/ Black	Front	14x6	4/110	4+2	57-40215	99.95	57-94136	25.95
			Machined w/ Black	Rear	14x8	4/110	5+3	57-40217	108.95	57-94136	25.95
			Matte Black	F/R	12x7	4/110	5+2	57-40226	89.95	57-94136	25.95
			Matte Black	Front	14x6	4/110	4+2	57-40232	99.95	57-94136	25.95
			Matte Black	Rear	14x8	4/110	5+3	57-40234	108.95	57-94136	25.95
			Machined w/Black	F/R	15x7	4/110	5+2	57-40269	114.95	57-94136	25.95
		SS Alloy SS312	Matte Black w/ Machined	F/R	12x7	4/110	5+2	57-40300	89.95	57-94136	25.95
			Matte Black w/ Machined	Front	14x6	4/110	4+2	57-40306	99.95	57-94136	25.95
			Matte Black w/ Machined	Rear	14x8	4/110	5+3	57-40308	108.95	57-94136	25.95
		SS Alloy SS216	Matte Black	F/R	12x7	4/110	5+2	57-41050	89.95	57-94136	25.95
			Matte Black	F/R	14x7	4/110	5+2	57-41055	110.95	57-94136	25.95
		SS Alloy SS316	Matte Black	F/R	12x7	4/110	5+2	57-41060	89.95	57-94136	25.95
			Matte Black	F/R	14x7	4/110	5+2	57-41065	110.95	57-94136	25.95
		SD Beadlock	Matte Black/Polished Ring	F/R	12x7	4/110	5+2	57-41010	141.95	57-94136	25.95
				F/R	12x7	4/110	5+2	57-41017	141.95	57-94136	25.95
				F/R	14x7	4/110	5+2	57-41040	167.95	57-94136	25.95
				F/R	15x7	4/110	5+2	57-41043	199.95	57-94136	25.95
		SD Dual Beadlock	Matte Black/Polished Ring	F/R	14x7	4/110	5+2	57-41013	227.95	57-94136	25.95



STEEL AND ALLOY WHEELS

APPLICATION	Year	WHEEL MODEL	Finish	Front/ Rear	Size	Bolt Pattern	Offset	WPS#	List	Lug Nut (Box of 16)	List
YAMAHA (CONT'D...)											
Viking	14-17		Matte Black/Black Ring	F/R	14x7	4/110	5+2	57-41020	227.95	57-94136	25.95
Woverine	16-17	Hurricane	Matte Black	F/R	12x7	4/110	5+2	57-86275	89.95	57-94136	25.95
			Matte Black	F/R	14x7	4/110	5+2	57-86365	110.95	57-94136	25.95
			Matte Black	F/R	15x7	4/110	5+2	57-86435	114.95	57-94136	25.95
		Tornado	Matte Black with Milled	F/R	14x7	4/110	5+2	57-86466	115.95	57-94136	25.95
			Matte Black with Milled	F/R	15x7	4/110	5+2	57-86471	119.95	57-94136	25.95
			Matte Black with Milled	F/R	17x7	4/110	5+2	57-86475	156.95	57-94136	25.95
		Tsunami Simulated Beadlock	Black w/ Machined	F/R	14x7	4/110	5+2	57-86480	117.95	57-94136	25.95
			Black w/ Machined	F/R	15x7	4/110	5+2	57-86484	121.95	57-94136	25.95
			Black w/ Machined	F/R	14x7	4/110	5+2	57-86488	169.95	57-94136	25.95
					Black w/ Machined	F/R	15x7	4/110	5+2	57-86492	201.95
YZX 1000R	16-17	SS Alloy SS212	Matte Black	Front	14x6	4/110	4+2	57-40232	99.95	57-94136	25.95
			Matte Black	Rear	14x8	4/110	5+3	57-40234	108.95	57-94136	25.95
		SS Alloy SS312	Matte Black w/ Machined	Front	14x6	4/110	4+2	57-40306	99.95	57-94136	25.95
			Matte Black w/ Machined	Rear	14x8	4/110	5+3	57-40308	108.95	57-94136	25.95
		SS Alloy SS216	Matte Black	F/R	14x7	4/110	5+2	57-41055	110.95	57-94136	25.95
		SS Alloy SS316	Matte Black	F/R	14x7	4/110	5+2	57-41065	110.95	57-94136	25.95
		SD Beadlock	Matte Black Milled	F/R	14x7	4/110	5+2	57-41040	167.95	57-94136	25.95
			Matte Black Milled	F/R	15x7	4/110	5+2	57-41043	199.95	57-94136	25.95
		SD Dual Beadlock	Matte Black/Polished Ring	F/R	14x7	4/110	5+2	57-41013	227.95	57-94136	25.95
			Matte Black/Black Ring	F/R	14x7	4/110	5+2	57-41020	227.95	57-94136	25.95
		Hurricane	Matte Black	F/R	14x7	4/110	5+2	57-86365	110.95	57-94136	25.95
			Matte Black	F/R	15x7	4/110	5+2	57-86435	114.95	57-94136	25.95
		Tornado	Matte Black with Milled	F/R	14x7	4/110	5+2	57-86466	115.95	57-94136	25.95
			Matte Black with Milled	F/R	15x7	4/110	5+2	57-86471	119.95	57-94136	25.95
			Matte Black with Milled	F/R	17x7	4/110	5+2	57-86475	156.95	57-94136	25.95
		Tsunami Simulated Beadlock	Black w/ Machined	F/R	14x7	4/110	5+2	57-86480	117.95	57-94136	25.95
			Black w/ Machined	F/R	15x7	4/110	5+2	57-86484	121.95	57-94136	25.95
		Tsunami Beadlock	Black w/ Machined	F/R	14x7	4/110	5+2	57-86488	169.95	57-94136	25.95
			Black w/ Machined	F/R	15x7	4/110	5+2	57-86492	201.95	57-94136	25.95



STORM SERIES WHEELS



- Offers ITP Exclusive "Rock Armor" inner wheel lip to provide unequalled structural integrity.
- Unique automotive-like center design
- Lifetime Structural Warranty



HURRICANE



TORNADO



TSUNAMI

Wheel	Size	Bolt Pattern	Offset	Finish	WPS#	List	
Hurricane	12x7	4/4	2+5	Matte Black	57-86315	\$89.95	
	12x7	4/4	5+2	Matte Black	57-86325	89.95	
	12x7	4/110	5+2	Matte Black	57-86275	89.95	
	12x7	4/110	2+5	Matte Black	57-86285	89.95	
	12x7	4/115	5+2	Matte Black	57-86345	89.95	
	12x7	4/137	5+2	Matte Black	57-86335	89.95	
	12x7	4/156	4+3	Matte Black	57-86305	89.95	
	14x7	4/4	2+5	Matte Black	57-86395	110.95	
	14x7	4/4	5+2	Matte Black	57-86405	110.95	
	14x7	4/110	5+2	Matte Black	57-86365	110.95	
	14x7	4/110	2+5	Matte Black	57-86375	110.95	
	14x7	4/115	6+1	Matte Black	57-86496	110.95	
	14x7	4/115	5+2	Matte Black	57-86425	110.95	
	14x7	4/137	5+2	Matte Black	57-86415	110.95	
	14x7	4/156	4+3	Matte Black	57-86385	110.95	
	14x7	4/156	6+1	Matte Black	57-86497	110.95	
	15x7	4/110	5+2	Matte Black	57-86435	114.95	
	15x7	4/115	5+2	Matte Black	57-86465	114.95	
	Tornado	15x7	4/137	5+2	Matte Black	57-86455	114.95
		15x7	4/156	4+3	Matte Black	57-86445	114.95
16x7		4/110	5+2	Matte Black	57-86498	120.95	
16x7		4/115	5+2	Matte Black	57-86499	120.95	
16x7		4/137	5+2	Matte Black	57-86500	120.95	
16x7		4/156	4+3	Matte Black	57-86501	120.95	
17x7		4/110	5+2	Matte Black	57-86502	150.95	
16x7		4/115	5+2	Matte Black	57-86503	150.95	
16x7		4/137	5+2	Matte Black	57-86504	150.95	
16x7		4/156	4+3	Matte Black	57-86505	150.95	
14x7		4/110	5+2	Matte Black with Milled	57-86466	115.95	
14x7		4/110	2+5	Matte Black with Milled	57-86467	115.95	
14x7		4/115	5+2	Matte Black with Milled	57-86468	115.95	
14x7		4/137	5+2	Matte Black with Milled	57-86469	115.95	
14x7		4/156	4+3	Matte Black with Milled	57-86470	115.95	
15x7	4/110	5+2	Matte Black with Milled	57-86471	119.95		
15x7	4/115	5+2	Matte Black with Milled	57-86472	119.95		
15x7	4/137	5+2	Matte Black with Milled	57-86473	119.95		
15x7	4/156	4+3	Matte Black with Milled	57-86474	119.95		
17x7	4/110	5+2	Matte Black with Milled	57-86475	156.95		
17x7	4/115	5+2	Matte Black with Milled	57-86476	156.95		
17x7	4/137	5+2	Matte Black with Milled	57-86477	156.95		
17x7	4/156	4+3	Matte Black with Milled	57-86478	156.95		
Tsunami Simulated Beadlock	14x7	4/110	5+2	Black w/ Machine	57-86480	117.95	
	14x7	4/115	5+2	Black w/ Machine	57-86481	117.95	
	14x7	4/137	5+2	Black w/ Machine	57-86482	117.95	
	14x7	4/156	4+3	Black w/ Machine	57-86483	117.95	
	15x7	4/110	5+2	Black w/ Machine	57-86484	121.95	
	15x7	4/115	5+2	Black w/ Machine	57-86485	121.95	
	15x7	4/137	5+2	Black w/ Machine	57-86486	121.95	
	15x7	4/156	4+3	Black w/ Machine	57-86487	121.95	
Tsunami Beadlock	14x7	4/110	5+2	Black w/ Machine	57-86488	169.95	
	14x7	4/115	5+2	Black w/ Machine	57-86489	169.95	
	14x7	4/137	5+2	Black w/ Machine	57-86490	169.95	
	14x7	4/156	4+3	Black w/ Machine	57-86491	169.95	
	15x7	4/110	5+2	Black w/ Machine	57-86492	201.95	
	15x7	4/115	5+2	Black w/ Machine	57-86493	201.95	
	15x7	4/137	5+2	Black w/ Machine	57-86494	201.95	
	15x7	4/156	4+3	Black w/ Machine	57-86495	201.95	

STREET
V-TWIN
OFFROAD
ATV / UTV
TUBES / ACCESSORIES
TRAILER
TOOLS / REPAIR
PROMOTIONAL
REFERENCE
INDEX



SS SERIES WHEELS

- Proven in testing to be the strongest, lightest and best looking one-piece aluminum wheels in the market today!
- Build using ITP's Advancecast process to exact QS 9000 quality specifications.
- Lifetime structural warranty! If you bend it or break it, we will replace it! Buy with confidence!
- Matching SS wheel cap is included.



SS112



SS212 MACHINED



SS212 BLK



SS 216 BLK W/MACHINED

Wheel	Size	Bolt Pattern	Offset	Finish	WPS#	List
SS Alloy SS212	12x7	4/110	5+2	Machined w/ Black	57-40209	\$89.95
	12x7	4/110	2+5	Machined w/ Black	57-40210	89.95
	12x7	4/110	5+2	Matte Black	57-40226	89.95
	12x7	4/110	2+5	Matte Black	57-40227	89.95
	12x7	4/115	5+2	Machined w/ Black	57-40214	89.95
	12x7	4/115	5+2	Matte Black	57-40231	89.95
	12x7	4/137	5+2	Machined w/ Black	57-40212	89.95
	12x7	4/137	5+2	Matte Black	57-40229	89.95
	12x7	4/137 12mm	5+2	Machined w/ Black	57-40246	90.41
	12x7	4/137 12mm	5+2	Matte Black	57-40247	90.41
	12x7	4/156	4+3	Machined w/ Black	57-40211	89.95
	12x7	4/156	4+3	Matte Black	57-40228	89.95
	14x6	4/110	4+2	Machined w/ Black	57-40215	99.95
	14x6	4/110	4+2	Matte Black	57-40232	99.95
	14x6	4/115	4+2	Machined w/ Black	57-40221	99.95
	14x6	4/115	4+2	Matte Black	57-40238	99.95
	14x6	4/137	4+2	Machined w/ Black	57-40220	99.95
	14x6	4/137	4+2	Matte Black	57-40237	99.95
	14x6	4/137 12mm	4+2	Machined w/ Black	57-40248	100.41
	14x6	4/137 12mm	4+2	Matte Black	57-40250	100.41
	14x6	4/156	4+2	Machined w/ Black	57-40218	99.95
	14x6	4/156	4+2	Matte Black	57-40235	99.95
	14x8	4/110	3+5	Machined w/ Black	57-40216	108.95
	14x8	4/110	3+5	Matte Black	57-40233	108.95
	14x8	4/110	5+3	Machined w/ Black	57-40217	108.95
	14x8	4/110	5+3	Matte Black	57-40234	108.95
	14x8	4/115	5+3	Machined w/ Black	57-40222	108.95
	14x8	4/115	5+3	Matte Black	57-40239	108.95
	14x8	4/137	5+3	Machined w/ Black	57-40223	108.95
	14x8	4/137	5+3	Matte Black	57-40240	108.95
	14x8	4/137 12mm	5+3	Machined w/ Black	57-40249	109.12
	14x8	4/137 12mm	5+3	Matte Black	57-40251	109.12
	14x8	4/156	5+3	Machined w/ Black	57-40219	108.95
	14x8	4/156	5+3	Matte Black	57-40236	108.95
	15x7	4/110	5+2	Machined w/Black	57-40269	114.95
	15x7	4/115	5+2	Machined w/Black	57-40270	114.95
	15x7	4/156	4+3	Machined w/Black	57-40272	114.95

STREET

V-TWIN

OFFROAD

ATV / UTV

TUBES / ACCESSORIES

TRAILER

TOOLS / REPAIR

PROMOTIONAL

REFERENCE

INDEX

SS SERIES WHEELS



SS312 MATTE BLK W/ MACHINED



SS216 MACHINED W/BLK



SS316 BLK W/MACHINED



SS 316 MATTE BLACK

Wheel	Size	Bolt Pattern	Offset	Finish	WPS#	List
SS Alloy SS216	12x7	4/110	5+2	Matte Black	57-41050	89.95
	12x7	4/110	2+5	Matte Black	57-41051	89.95
	12x7	4/115	5+2	Machined w/Black	57-40324	85.95
	12x7	4/115	5+2	Matte Black	57-41054	89.95
	12x7	4/137	5+2	Matte Black	57-41053	89.95
	12x7	4/156	4+3	Matte Black	57-41052	89.95
	14x7	4/110	5+2	Matte Black	57-41055	110.95
	14x7	4/110	2+5	Matte Black	57-41056	110.95
	14x7	4/115	5+2	Machined w/Black	57-40329	105.95
	14x7	4/115	5+2	Matte Black	57-41059	110.95
SS Alloy SS312	14x7	4/137	5+2	Matte Black	57-41058	110.95
	14x7	4/156	4+3	Matte Black	57-41057	110.95
	12x7	4/110	5+2	Matte Black w/ Machined	57-40300	89.95
	12x7	4/110	2+5	Matte Black w/ Machined	57-40301	89.95
	12x7	4/115	5+2	Matte Black w/ Machined	57-40305	89.95
	12x7	4/137	5+2	Matte Black w/ Machined	57-40303	89.95
	12x7	4/156	4+3	Matte Black w/ Machined	57-40302	89.95
	14x6	4/110	4+2	Matte Black w/ Machined	57-40306	99.95
	14x6	4/115	4+2	Matte Black w/ Machined	57-40311	99.95
	14x6	4/137	4+2	Matte Black w/ Machined	57-40313	99.95
SS Alloy SS316	14x6	4/156	4+2	Matte Black w/ Machined	57-40309	99.95
	14x8	4/110	3+5	Matte Black w/ Machined	57-40307	108.95
	14x8	4/110	5+3	Matte Black w/ Machined	57-40308	108.95
	14x8	4/115	5+3	Matte Black w/ Machined	57-40312	108.95
	14x8	4/137	5+3	Matte Black w/ Machined	57-40314	108.95
	14x8	4/156	5+3	Matte Black w/ Machined	57-40310	108.95
	12x7	4/110	2+5	Black w/ Machined	57-40351	85.95
	12x7	4/110	5+2	Matte Black	57-41060	89.95
	12x7	4/110	2+5	Matte Black	57-41061	89.95
	12x7	4/115	5+2	Black w/ Machined	57-40354	85.95
	12x7	4/115	5+2	Matte Black	57-41064	89.95
	12x7	4/137	5+2	Matte Black	57-41063	89.95
	12x7	4/156	4+3	Black w/ Machined	57-40352	85.95
	12x7	4/156	4+3	Matte Black	57-41062	89.95
	14x7	4/110	2+5	Black w/ Machined	57-40356	105.95
	14x7	4/110	5+2	Matte Black	57-41065	110.95
	14x7	4/110	2+5	Matte Black	57-41066	110.95
	14x7	4/115	5+2	Black w/ Machined	57-40359	105.95
	14x7	4/115	5+2	Matte Black	57-41069	110.95
	14x7	4/137	5+2	Matte Black	57-41068	110.95
14x7	4/156	4+3	Matte Black	57-41067	110.95	

STREET
V-TWIN
OFFROAD
ATV / UTV
TUBES / ACCESSORIES
TRAILER
TOOLS / REPAIR
PROMOTIONAL
REFERENCE
INDEX



SD SINGLE BEADLOCK WHEELS

- Light weight, ultra strong bead lock wheel utilizes ITP's new "Rock Armor™" reinforced wheel lip.
- Features the industry's first 2-year limited warranty against bending or breaking.
- Built using ITP's exclusive

Advancecast process to exact QS 9000 quality specifications.

- 12x7,14x7 and 15x7-inch sizing fits all popular ATV/UTV models.
- Competitively priced, matching ITP center cap included.



SD BEADLOCK MATTE BLACK



SD BEADLOCK



SD BLACK MILLED



SD BEADLOCK MATTE BLACK



SD BEADLOCK

Wheel	Size	Bolt Pattern	Offset	Finish	WPS#	List
SD Beadlock	12x7	4/110	5+2	Matte Black/Polished Ring	57-41010	\$141.95
	12x7	4/110	5+2	Matte Black/Polished Ring	57-41010	141.95
	12x7	4/156	4+3	Matte Black/Polished Ring	57-41012	141.95
	12x7	4/137	5+2	Matte Black/Polished Ring	57-41011	141.95
	12x7	4/110	5+2	Matte Black/Black Ring	57-41017	141.95
	12x7	4/110	5+2	Matte Black/Black Ring	57-41017	141.95
	12x7	4/156	4+3	Matte Black/Black Ring	57-41019	141.95
	12x7	4/137	5+2	Matte Black/Black Ring	57-41018	141.95
	14x7	4/110	5+2	Matte Black/Polished Ring	57-41026	154.95
	14x7	4/110	5+2	Matte Black/Polished Ring	57-41026	154.95
	14x7	4/110	5+2	Matte Black Milled	57-41040	167.95
	14x7	4/115	5+2	Matte Black/Polished Ring	57-41027	154.95
	14x7	4/137	5+2	Matte Black/Polished Ring	57-41028	154.95
	14x7	4/137	5+2	Matte Black Milled	57-41041	167.95
	14x7	4/156	4+3	Matte Black/Polished Ring	57-41029	154.95
	14x7	4/156	4+3	Matte Black/Polished Ring	57-41029	154.95
	14x7	4/156	4+3	Matte Black Milled	57-41042	167.95
	15x7	4/110	5+2	Matte Black/Polished Ring	57-41030	186.95
	15x7	4/110	5+2	Matte Black/Polished Ring	57-41030	186.95
	15x7	4/110	5+2	Matte Black Milled	57-41043	199.95
15x7	4/115	5+2	Matte Black/Polished Ring	57-41031	186.95	
15x7	4/137	5+2	Matte Black/Polished Ring	57-41032	186.95	
15x7	4/137	5+2	Matte Black Milled	57-41044	199.95	
15x7	4/156	4+3	Matte Black/Polished Ring	57-41033	186.95	
15x7	4/156	4+3	Matte Black/Polished Ring	57-41033	186.95	
15x7	4/156	4+3	Matte Black Milled	57-41045	199.95	

SD DUAL BEADLOCK WHEELS

- The industry's first, one-piece aluminum dual bead lock wheel!
- Provides "Total Tire Security" (TTS) - no matter what happens to your tire, it will still be attached at both the inner and outer beads. This can mean the difference between finishing a race (or ride), or being sidelined from the action.
- 14x7-inch sizing to fit all popular ATV and UTV models.

- All new, advanced manufacturing process yields an incredibly light weight, ultra strong wheel.
- Built using ITP's exclusive Advancecast process to exact QS 9000 quality specifications.
- Backed by the industry's first 2-year limited warranty against bending or breaking.

Wheel	Size	Bolt Pattern	Offset	Finish	WPS#	List
SD Dual Beadlock	14x7	4/110	5+2	Matte Black/Polished Ring	57-41013	\$227.95
	14x7	4/110	5+2	Matte Black/Black Ring	57-41020	227.95
	14x7	4/115	5+2	Matte Black/Black Ring	57-41021	227.95
	14x7	4/137	5+2	Matte Black/Polished Ring	57-41015	227.95
	14x7	4/137	5+2	Matte Black/Black Ring	57-41022	227.95
	14x7	4/156	4+3	Matte Black/Polished Ring	57-41016	227.95
	14x7	4/156	4+3	Matte Black/Black Ring	57-41023	227.95
	14x7	4/156	5+2	Matte Black/Polished Ring	57-41024	227.95
	14x7	4/156	5+2	Matte Black/Black Ring	57-41025	227.95

STEEL AND ALUMINUM SPORT WHEELS



Steel



A-6 Pro



A-6 Pro GP



A-6 Pro Baja



A-6 Trac Lock



SS112

Application	Year	WHEEL MODEL	Finish	Front/Rear	Size	Bolt Pattern	Offset	WPS#	List	Lug Nut (Box of 16)	List					
ARCTIC CAT																
DVX400	04-08	Steel	Silver Steel	Front	10x5	4/144	2+3	57-9318	\$47.95	57-94122	\$21.95					
			Silver Steel	Rear	8x8.5	4/110	3.5+5		57-9315			38.95	57-94122	21.95		
			Silver Steel	Rear	9x9	4/110	3+6		57-9304			53.95	57-94122	21.95		
			Silver Steel	Rear	10x8	4/110	3+5		57-9321			55.95	57-94122	21.95		
		A-6 Pro Series	Polished	Front	10x5	4/144	4+1	57-87106	4+1	57-87106	73.95	57-94122	21.95			
				Front	10x5	4/144	3+2				57-87107			73.95	57-94122	21.95
				Front	10x5	4/144	2+3				57-87108			73.95	57-94122	21.95
				Rear	8x8.5	4/110	3+5.5				57-87101			52.95	57-94122	21.95
				Rear	9x8	4/110	3+5				57-87103			75.95	57-94122	21.95
				Rear	10x8	4/110	3+5				57-87114			79.95	57-94122	21.95
				Rear	10x10	4/110	5+5				57-87119			86.95	57-94122	21.95
		A-6 Pro Series GP	Polished	Front	10x5	4/144	4+1	57-87052	4+1	57-87052	97.95	57-94121	21.95			
				Front	10x5	4/144	3+2				57-87053			97.95	57-94121	21.95
				Rear	9x8	4/110	3+5				57-87050			93.95	57-94121	21.95
		A-6 Pro Series Baja	Polished	Front	10x5	4/144	4+1	57-87152	4+1	57-87152	132.95	57-94122	21.95			
				Front	10x5	4/144	3+2				57-87153			132.95	57-94122	21.95
		A-6 Trac-Lock	Polished	Front	10x5	4/144	3+2	57-87204	3+2	57-87204	246.95	57-94121	21.95			
				Rear	8x8	4/110	3+5				57-87200			209.95	57-94121	21.95
				Rear	9x8	4/110	3+5				57-87202			255.95	57-94121	21.95
		SS112 Sport	Machined w/ Black	Front	10x5	4/144	3+2	57-40069	3+2	57-40069	75.95	57-94121	21.95			
				Rear	9x8	4/110	3+5				57-40100			79.95	57-94121	21.95
				Rear	10x8	4/110	3+5				57-40070			85.95	57-94121	21.95
				Front	10x5	4/144	3+2				57-40102			75.95	57-94121	21.95
				Rear	9x8	4/110	3+5				57-40103			79.95	57-94121	21.95
Rear	10x8			4/110	3+5	57-40104	85.95				57-94121			21.95		
CAN AM																
DS 450	08-15	Steel	Silver Steel	Front	10x5	4/144	2+3	57-9318	\$47.95	57-94122	\$21.95					
			Silver Steel	Rear	8x8.5	4/110	3.5+5		57-9315			38.95	57-94122	21.95		
			Silver Steel	Rear	9x9	4/110	3+6		57-9304			53.95	57-94122	21.95		
			Silver Steel	Rear	10x8	4/110	3+5		57-9321			55.95	57-94122	21.95		
		A-6 Pro Series	Polished	Front	10x5	4/144	4+1	57-87106	4+1	57-87106	73.95	57-94122	21.95			
				Front	10x5	4/144	3+2				57-87107			73.95	57-94122	21.95
				Front	10x5	4/144	2+3				57-87108			73.95	57-94122	21.95
				Rear	8x8.5	4/110	3+5.5				57-87101			52.95	57-94122	21.95
				Rear	9x8	4/110	3+5				57-87103			75.95	57-94122	21.95
				Rear	10x8	4/110	3+5				57-87114			79.95	57-94122	21.95
				Rear	10x10	4/110	5+5				57-87119			86.95	57-94122	21.95
		A-6 Pro Series GP	Polished	Front	10x5	4/144	4+1	57-87052	4+1	57-87052	97.95	57-94121	21.95			
				Front	10x5	4/144	3+2				57-87053			97.95	57-94121	21.95
				Rear	9x8	4/110	3+5				57-87050			93.95	57-94121	21.95
		A-6 Pro Series Baja	Polished	Front	10x5	4/144	4+1	57-87152	4+1	57-87152	132.95	57-94122	21.95			
				Front	10x5	4/144	3+2				57-87153			132.95	57-94122	21.95
		A-6 Trac-Lock	Polished	Front	10x5	4/144	3+2	57-87204	3+2	57-87204	246.95	57-94121	21.95			
				Rear	8x8	4/110	3+5				57-87200			209.95	57-94121	21.95
				Rear	9x8	4/110	3+5				57-87202			255.95	57-94121	21.95
		SS112 Sport	Machined w/ Black	Front	10x5	4/144	3+2	57-40069	3+2	57-40069	75.95	57-94134	\$21.95			
				Rear	9x8	4/110	3+5				57-40100			79.95	57-94134	21.95

STREET
V-TWIN
OFFROAD
ATV / UTV
TUBES / ACCESSORIES
TRAILER
TOOLS / REPAIR
PROMOTIONAL
REFERENCE
INDEX



STEEL AND ALUMINUM SPORT WHEELS



Steel



A-6 Pro



A-6 Pro GP



A-6 Pro Baja



A-6 Trac Lock



SS112

Application	Year	WHEEL MODEL	Finish	Front/ Rear	Size	Bolt Pattern	Offset	WPS#	List	Lug Nut (Box of 16)	List
CAN AM (CONT'D...)											
DS 450	08-15		Machined w/ Black	Rear	10x8	4/110	3+5	57-40070	85.95	57-94134	21.95
			Matte Black	Front	10x5	4/144	3+2	57-40102	75.95	57-94134	21.95
			Matte Black	Rear	9x8	4/110	3+5	57-40103	79.95	57-94134	21.95
			Matte Black	Rear	10x8	4/110	3+5	57-40104	85.95	57-94134	21.95
HONDA											
TRX250R	86-89	Steel	Silver Steel	Front	10x5	4/144	2+3	57-9318	\$47.95	57-94122	\$21.95
TRX 250EX	93-17		Silver Steel	Rear	8x8.5	4/110	3.5+5	57-9315	38.95	57-94122	21.95
TRX 300EX	93-12		Silver Steel	Rear	9x9	4/110	3+6	57-9304	53.95	57-94122	21.95
TRX 400EX	99-14		Silver Steel	Rear	10x8	4/110	3+5	57-9321	55.95	57-94122	21.95
TRX 450R	04-14	A-6 Pro Series	Polished	Front	10x5	4/144	4+1	57-87106	73.95	57-94122	21.95
			Polished	Front	10x5	4/144	3+2	57-87107	73.95	57-94122	21.95
			Polished	Front	10x5	4/144	2+3	57-87108	73.95	57-94122	21.95
			Polished	Rear	8x8.5	4/110	3+5.5	57-87101	52.95	57-94122	21.95
			Polished	Rear	9x8	4/110	3+5	57-87103	75.95	57-94122	21.95
			Polished	Rear	10x8	4/110	3+5	57-87114	79.95	57-94122	21.95
			Polished	Rear	10x10	4/110	5+5	57-87119	86.95	57-94122	21.95
		A-6 Pro Series GP	Polished	Front	10x5	4/144	4+1	57-87052	97.95	57-94121	21.95
			Polished	Front	10x5	4/144	3+2	57-87053	97.95	57-94121	21.95
			Polished	Rear	9x8	4/110	3+5	57-87050	93.95	57-94121	21.95
		A-6 Pro Series Baja	Polished	Front	10x5	4/144	4+1	57-87152	132.95	57-94122	21.95
			Polished	Front	10x5	4/144	3+2	57-87153	132.95	57-94122	21.95
			Polished	Rear	9x9	4/110	3+6	57-87150	125.95	57-94122	21.95
		A-6 Trac-Lock	Polished	Front	10x5	4/144	3+2	57-87204	246.95	57-94121	21.95
			Polished	Rear	8x8	4/110	3+5	57-87200	209.95	57-94121	21.95
			Polished	Rear	9x8	4/110	3+5	57-87202	255.95	57-94121	21.95
		SS112 Sport	Machined w/ Black	Front	10x5	4/144	3+2	57-40069	75.95	57-94121	21.95
			Machined w/ Black	Rear	9x8	4/110	3+5	57-40100	79.95	57-94121	21.95
			Machined w/ Black	Rear	10x8	4/110	3+5	57-40070	85.95	57-94121	21.95
			Matte Black	Front	10x5	4/144	3+2	57-40102	75.95	57-94121	21.95
			Matte Black	Rear	9x8	4/110	3+5	57-40103	79.95	57-94121	21.95
			Matte Black	Rear	10x8	4/110	3+5	57-40104	85.95	57-94121	21.95
KAWASAKI											
TRX700 XX	08-09	A-6 Pro Series	Polished	Front	10x5	4/144	4+1	57-87106	73.95	57-94122	21.95
			Polished	Front	10x5	4/144	3+2	57-87107	73.95	57-94122	21.95
			Polished	Rear	10x7	4/144	4+3	57-87112	89.95	57-94122	21.95
KFX 400	03-07	Steel	Silver Steel	Front	10x5	4/144	2+3	57-9318	\$47.95	57-94122	\$21.95
KFX 450R	08-14		Silver Steel	Rear	8x8.5	4/110	3.5+5	57-9315	38.95	57-94122	21.95
			Silver Steel	Rear	9x9	4/110	3+6	57-9304	53.95	57-94122	21.95
			Silver Steel	Rear	10x8	4/110	3+5	57-9321	55.95	57-94122	21.95
		A-6 Pro Series	Polished	Front	10x5	4/144	4+1	57-87106	73.95	57-94122	21.95
			Polished	Front	10x5	4/144	3+2	57-87107	73.95	57-94122	21.95
			Polished	Front	10x5	4/144	2+3	57-87108	73.95	57-94122	21.95
		A-6 Pro Series	Polished	Rear	8x8.5	4/110	3+5.5	57-87101	52.95	57-94122	21.95
			Polished	Rear	9x8	4/110	3+5	57-87103	75.95	57-94122	21.95
			Polished	Rear	10x8	4/110	3+5	57-87114	79.95	57-94122	21.95
			Polished	Rear	10x10	4/110	5+5	57-87119	86.95	57-94122	21.95
		A-6 Pro Series GP	Polished	Front	10x5	4/144	4+1	57-87052	97.95	57-94121	21.95
			Polished	Front	10x5	4/144	3+2	57-87053	97.95	57-94121	21.95
			Polished	Rear	9x8	4/110	3+5	57-87050	93.95	57-94121	21.95
		A-6 Pro Series Baja	Polished	Front	10x5	4/144	4+1	57-87152	132.95	57-94122	21.95
			Polished	Front	10x5	4/144	3+2	57-87153	132.95	57-94122	21.95

STEEL AND ALUMINUM SPORT WHEELS



Application	Year	WHEEL MODEL	Finish	Front/ Rear	Size	Bolt Pattern	Offset	WPS#	List	SS112 Lug Nut (Box of 16)	List
KAWASAKI (CONT'D...)											
TRX700 XX	08-09	A-6 Pro Series Baja	Polished	Rear	9x9	4/110	3+6	57-87150	125.95	57-94122	21.95
KFX 400	03-07	A-6 Trac-Lock	Polished	Front	10x5	4/144	3+2	57-87204	246.95	57-94121	21.95
KFX 450R	08-14	A-6 Trac-Lock	Polished	Rear	8x8	4/110	3+5	57-87200	209.95	57-94121	21.95
		A-6 Trac-Lock	Polished	Rear	9x8	4/110	3+5	57-87202	255.95	57-94121	21.95
		SS112 Sport	Machined w/ Black	Front	10x5	4/144	3+2	57-40069	75.95	57-94121	21.95
			Machined w/ Black	Rear	9x8	4/110	3+5	57-40100	79.95	57-94121	21.95
			Machined w/ Black	Rear	10x8	4/110	3+5	57-40070	85.95	57-94121	21.95
			Matte Black	Front	10x5	4/144	3+2	57-40102	75.95	57-94121	21.95
			Matte Black	Rear	9x8	4/110	3+5	57-40103	79.95	57-94121	21.95
			Matte Black	Rear	10x8	4/110	3+5	57-40104	85.95	57-94121	21.95
KFX 700	03-09	Steel	Silver Steel	Front	10x5	4/144	2+3	57-9318	47.95	57-94122	21.95
		Steel	Silver Steel	Rear	10x8	4/137	3+5	57-9311	55.95	57-94122	21.95
		A-6 Pro Series	Polished	Front	10x5	4/144	4+1	57-87106	73.95	57-94122	21.95
		A-6 Pro Series	Polished	Front	10x5	4/144	3+2	57-87107	73.95	57-94122	21.95
		A-6 Pro Series	Polished	Front	10x5	4/144	2+3	57-87108	73.95	57-94122	21.95
		A-6 Pro Series	Polished	Rear	10x8	4/137	3+5	57-87116	79.95	57-94122	21.95
KTM											
450XC	08-10	Steel	Silver Steel	Front	10x5	4/156	2+3	57-9317	\$47.95		
525XC	08-10	Steel	Silver Steel	Rear	8x8.5	4/110	3.5+5	57-9315	38.95		
450SX	08-10	Steel	Silver Steel	Rear	9x9	4/110	3+6	57-9304	53.95		
505SX	08-10	Steel	Silver Steel	Rear	10x8	4/110	3+5	57-9321	55.95		
		A-6 Pro Series	Polished	Front	10x5	4/156	4+1	57-87109	73.95		
		A-6 Pro Series	Polished	Front	10x5	4/156	3+2	57-87110	73.95		
		A-6 Pro Series	Polished	Front	10x5	4/156	2+3	57-87111	73.95		
		A-6 Pro Series	Polished	Rear	8x8.5	4/110	3+5.5	57-87101	52.95		
		A-6 Pro Series	Polished	Rear	9x8	4/110	3+5	57-87103	75.95		
		A-6 Pro Series	Polished	Rear	10x8	4/110	3+5	57-87114	79.95		
		A-6 Pro Series	Polished	Rear	10x10	4/110	5+5	57-87119	86.95		
		A-6 Pro Series GP	Polished	Front	10x5	4/156	4+1	57-87054	97.95		
		A-6 Pro Series GP	Polished	Front	10x5	4/156	3+2	57-87055	97.95		
		A-6 Pro Series GP	Polished	Rear	9x8	4/110	3+5	57-87050	93.95		
		A-6 Pro Series Baja	Polished	Front	10x5	4/156	4+1	57-87154	132.95		
		A-6 Pro Series Baja	Polished	Front	10x5	4/156	3+2	57-87155	132.95		
		A-6 Pro Series Baja	Polished	Rear	9x9	4/110	3+6	57-87150	125.95		
		A-6 Trac-Lock	Polished	Front	10x5	4/156	3+2	57-87205	246.95		
		A-6 Trac-Lock	Polished	Rear	8x8	4/110	3+5	57-87200	209.95		
		A-6 Trac-Lock	Polished	Rear	9x8	4/110	3+5	57-87202	255.95		

STREET
V-TWIN
OFFROAD
ATV / UTV
TUBES / ACCESSORIES
TRAILER
TOOLS / REPAIR
PROMOTIONAL
REFERENCE
INDEX



STEEL AND ALUMINUM SPORT WHEELS



Steel



A-6 Pro



A-6 Pro GP



A-6 Pro Baja



A-6 Trac Lock



SS112

Application	Year	WHEEL MODEL	Finish	Front/Rear	Size	Bolt Pattern	Offset	WPS#	List	Lug Nut (Box of 16)	List
POLARIS											
Predator 500	04-07	Steel	Silver Steel	Front	10x5	4/156	2+3	57-9317	\$47.95		
Outlaw 450/525	08-10	Steel	Silver Steel	Rear	8x8.5	4/110	3.5+5	57-9315	38.95		
			Silver Steel	Rear	9x9	4/110	3+6	57-9304	53.95		
Silver Steel	Rear		10x8	4/110	3+5	57-9321	55.95				
A-6 Pro Series	Polished		Front	10x5	4/156	4+1	57-87109	73.95			
		A-6 Pro Series	Polished	Front	10x5	4/156	3+2	57-87110	73.95		
			Polished	Front	10x5	4/156	2+3	57-87111	73.95		
			Polished	Rear	8x8.5	4/110	3+5.5	57-87101	52.95		
			Polished	Rear	9x8	4/110	3+5	57-87103	75.95		
			Polished	Rear	10x8	4/110	3+5	57-87114	79.95		
			Polished	Rear	10x10	4/110	5+5	57-87119	86.95		
		A-6 Pro Series GP	Polished	Front	10x5	4/156	4+1	57-87054	97.95		
		A-6 Pro Series GP	Polished	Front	10x5	4/156	3+2	57-87055	97.95		
			Polished	Rear	9x8	4/110	3+5	57-87050	93.95		
		A-6 Pro Series Baja	Polished	Front	10x5	4/156	4+1	57-87154	132.95		
A-6 Pro Series Baja	Polished	Front	10x5	4/156	3+2	57-87155	132.95				
	Polished	Rear	9x9	4/110	3+6	57-87150	125.95				
A-6 Trac-Lock	Polished	Front	10x5	4/156	3+2	57-87205	246.95				
A-6 Trac-Lock	Polished	Front	10x5	4/156	3+2	57-87205	246.95				
	Polished	Rear	8x8	4/110	3+5	57-87200	209.95				
			Polished	Rear	9x8	4/110	3+5	57-87202	255.95		
SUZUKI											
LTZ 250/400	03-14	Steel	Silver Steel	Front	10x5	4/144	2+3	57-9318	\$47.95	57-94122	\$21.95
LTR 450	06-10	Steel	Silver Steel	Rear	8x8.5	4/110	3.5+5	57-9315	38.95	57-94122	21.95
			Silver Steel	Rear	9x9	4/110	3+6	57-9304	53.95	57-94122	21.95
Silver Steel	Rear		10x8	4/110	3+5	57-9321	55.95	57-94122	21.95		
A-6 Pro Series	Polished		Front	10x5	4/144	4+1	57-87106	73.95	57-94122	21.95	
		A-6 Pro Series	Polished	Front	10x5	4/144	3+2	57-87107	73.95	57-94122	21.95
			Polished	Front	10x5	4/144	2+3	57-87108	73.95	57-94122	21.95
			Polished	Rear	8x8.5	4/110	3+5.5	57-87101	52.95	57-94122	21.95
			Polished	Rear	9x8	4/110	3+5	57-87103	75.95	57-94122	21.95
			Polished	Rear	10x8	4/110	3+5	57-87114	79.95	57-94122	21.95
			Polished	Rear	10x10	4/110	5+5	57-87119	86.95	57-94122	21.95
		A-6 Pro Series GP	Polished	Front	10x5	4/144	4+1	57-87052	97.95	57-94121	21.95
		A-6 Pro Series GP	Polished	Front	10x5	4/144	3+2	57-87053	97.95	57-94121	21.95
			Polished	Rear	9x8	4/110	3+5	57-87050	93.95	57-94121	21.95
		A-6 Pro Series Baja	Polished	Front	10x5	4/144	4+1	57-87152	132.95	57-94122	21.95
A-6 Pro Series Baja	Polished	Front	10x5	4/144	3+2	57-87153	132.95	57-94122	21.95		
	Polished	Rear	9x9	4/110	3+6	57-87150	125.95	57-94122	21.95		
A-6 Trac-Lock	Polished	Front	10x5	4/144	3+2	57-87204	246.95	57-94121	21.95		
A-6 Trac-Lock	Polished	Front	10x5	4/144	3+2	57-87204	246.95	57-94121	21.95		
	Polished	Rear	8x8	4/110	3+5	57-87200	209.95	57-94121	21.95		
			Polished	Rear	9x8	4/110	3+5	57-87202	255.95	57-94121	21.95
SS112 Sport		SS112 Sport	Machined w/ Black	Front	10x5	4/144	3+2	57-40069	75.95	57-94121	21.95
			Machined w/ Black	Rear	9x8	4/110	3+5	57-40100	79.95	57-94121	21.95
			Machined w/ Black	Rear	10x8	4/110	3+5	57-40070	85.95	57-94121	21.95
			Matte Black	Front	10x5	4/144	3+2	57-40102	75.95	57-94121	21.95
			Matte Black	Rear	9x8	4/110	3+5	57-40103	79.95	57-94121	21.95
			Matte Black	Rear	10x8	4/110	3+5	57-40104	85.95	57-94121	21.95



STEEL AND ALUMINUM SPORT WHEELS

Application	Year	WHEEL MODEL	Finish	Front/ Rear	Size	Bolt Pattern	Offset	WPS#	List	Lug Nut (Box of 16)	List
YAMAHA											
125 Raptor	11-12	Steel	Silver Steel	Front	10x5	4/156	2+3	57-9317	\$47.95	57-94122	\$21.95
250 Raptor	08-12		Silver Steel	Rear	8x8.5	4/115	3.5+5	57-9296	38.95	57-94122	21.95
350 Banshee	87-88		Silver Steel	Rear	9x9	4/115	3+6	57-9316	53.95	57-94122	21.95
350 Warrior	87-04		Silver Steel	Rear	10x8	4/115	3+5	57-9314	55.95	57-94122	21.95
350 Raptor	04-15	A-6 Pro Series	Polished	Front	10x5	4/156	4+1	57-87109	73.95	57-94122	21.95
YFZ 450	04-17		Polished	Front	10x5	4/156	3+2	57-87110	73.95	57-94122	21.95
660/700 Raptor	01-17		Polished	Front	10x5	4/156	2+3	57-87111	73.95	57-94122	21.95
			Polished	Rear	8x8.5	4/115	3+5.5	57-87102	52.95	57-94122	21.95
			Polished	Rear	9x8	4/115	3+5	57-87104	75.95	57-94122	21.95
			Polished	Rear	10x8	4/115	3+5	57-87115	79.95	57-94122	21.95
			Polished	Rear	10x10	4/115	5+5	57-87120	86.95	57-94122	21.95
		A-6 Pro Series GP	Polished	Front	10x5	4/156	4+1	57-87054	97.95	57-94122	21.95
			Polished	Front	10x5	4/156	3+2	57-87055	97.95	57-94122	21.95
			Polished	Rear	9x8	4/115	3+5	57-87051	93.95	57-94122	21.95
		A-6 Pro Series Baja	Polished	Front	10x5	4/156	4+1	57-87154	132.95	57-94122	21.95
			Polished	Front	10x5	4/156	3+2	57-87155	132.95	57-94122	21.95
			Polished	Rear	9x9	4/115	3+5	57-87151	125.95	57-94122	21.95
		A-6 Trac-Lock	Polished	Front	10x5	4/156	3+2	57-87205	246.95	57-94122	21.95
			Polished	Rear	8x8	4/115	3+5	57-87201	209.95	57-94122	21.95
			Polished	Rear	9x8	4/115	3+5	57-87203	255.95	57-94122	21.95
		SS112 Sport	Machined w/ Black	Front	10x5	4/156	3+2	57-40071	75.95	57-94122	21.95
			Machined w/ Black	Rear	9x8	4/115	3+5	57-40101	79.95	57-94122	21.95
			Machined w/ Black	Rear	10x8	4/115	3+5	57-40072	85.95	57-94122	21.95
			Matte Black	Front	10x5	4/156	3+2	57-40105	75.95	57-94122	21.95
			Matte Black	Rear	9x8	4/115	3+5	57-40106	79.95	57-94122	21.95
			Matte Black	Rear	10x8	4/115	3+5	57-40107	85.95	57-94122	21.95



MINI QUAD A-6 & A-6 PRO SERIES ALUMINUM WHEELS

Application	Size	Offset	Bolt Pattern	Finish	WPS#	List
ARCTIC CAT						
DVX 90 WHEEL						
A-6	8x8	3+5	4/110	Polished	57-87000	\$52.95
	10x5	3+2	4/110	Polished	57-87006	73.95
CAN AM						
DS90 WHEEL						
A-6	8x8	3+5	4/110	Polished	57-87000	\$52.95
	10x5	3+2	4/110	Polished	57-87006	73.95
HONDA						
TRX 90 WHEEL						
A-6	8x7	3+4	4/85	Polished	57-87003	\$52.95
	8x8	3+5	4/85	Polished	57-87009	52.95
	10x5	3LB +2	4/85	Polished	57-87008	73.95
KAWASAKI						
KFX 80 WHEEL						
A-6	8x7	3+4	3/120	Polished	57-87001	\$52.95
	8x8	3+5	3/120	Polished	57-87002	52.95
	10x5	3LB +2	3/120	Polished	57-87007	73.95

Application	Size	Offset	Bolt Pattern	Finish	WPS#	List
POLARIS						
PREDATOR 90 WHEEL						
A-6	8x8	3+5	4/110	Polished	57-87000	\$52.95
	10x5	3+2	4/110	Polished	57-87006	73.95
RZR 170 WHEEL						
A-6	8x8	3+5	4/110	Polished	57-87000	\$52.95
	10x5	3+2	4/110	Polished	57-87006	73.95
A-6PRO SERIES	9x8	3+5	4/110	Polished	57-87103	75.95
	10x8	3+5	4/110	Polished	57-87114	79.95
SUZUKI						
LT 80 WHEEL						
A-6	8x8	3+5	4/110	Polished	57-87000	\$52.95
	10x5	3LB +2	3/120	Polished	57-87007	73.95
A-6PRO SERIES	9x8	3+5	4/110	Polished	57-87103	75.95
YAMAHA						
RAPTOR 80 WHEEL						
A-6	8x7	3+4	3/90	Polished	57-87004	\$52.95
	8x8	3+5	3/90	Polished	57-87005	52.95
	10x5	3LB +2	4/88	Polished	57-87010	73.95
GRIZZLY 125 WHEEL						
A-6	8x7	3+4	4/85	Polished	57-87003	\$52.95
	8x8	3+5	4/85	Polished	57-87009	52.95
	10x5	3LB +2	4/85	Polished	57-87008	73.95

STREET
V-TWIN
OFFROAD
ATV / UTV
TUBES / ACCESSORIES
TRAILER
TOOLS / REPAIR
PROMOTIONAL
REFERENCE
INDEX



STEEL WHEELS

- All wheels painted a bright silver
- Significant cost savings over OEM wheels
- Sizes and bolt patterns for virtually every ATV



Dia./Width	Offset	Bolt Pattern	WPS#	List
8x8.5	3.5+5	4/110-130	57-9315	\$38.95
	3.5+5	4/115-130	57-9296	38.95
9x9	3+6	4/110-130	57-9304	53.95
	3+6	4/115-130	57-9316	53.95
	3+6	4/110-130	57-9313	53.95
10x5	2+3	4/110	57-9322	47.95
	3+2	4/110	57-9380	47.95
	2+3	4/144	57-9318	47.95
	2+3	4/156	57-9317	47.95
	2+3	4/166	57-9319	47.95

Dia./Width	Offset	Bolt Pattern	WPS#	List
10x8	3+5	4/110-130	57-9321	55.95
	3+5	4/115-130	57-9314	55.95
	3+5	4/156	57-9324	55.95
	3+5	4/4	57-9323	55.95
	3+5	4/137	57-9311	55.95
11x6	4+2	4/110	57-9361	51.95
11x7	2+5	4/110	57-9384	51.95

DELTA STEEL WHEELS

- ITP is the only ATV/UTV aftermarket tire and wheel source to offer a line of value-minded steel wheels.
- Lightweight D-window center design that's both attractive and strong.
- Precision-rolled rims.
- Two finish options - Powder Coated Silver, Gloss Black.
- Made in the U.S.A.



Size	Bolt Pattern	Offset	Finish	WPS#	List
12x7	4/4	2+5	Silver	57-9231	\$43.95
12x7	4/4	2+5	Gloss Black	57-9223	41.95
12x7	4/110	5+2	Silver	57-9232	43.95
12x7	4/110	5+2	Gloss Black	57-9221	41.95
12x7	4/110	2+5	Silver	57-9233	43.95
12x7	4/110	2+5	Gloss Black	57-9222	41.95
12x7	4/110	4+3	Silver	57-9246	43.95
12x7	4/110	4+3	Gloss Black	57-9239	41.95

Size	Bolt Pattern	Offset	Finish	WPS#	List
12x7	4/115	5+2	Silver	57-9230	43.95
12x7	4/137	4+3	Silver	57-9236	43.95
12x7	4/137	4+3	Gloss Black	57-9224	41.95
12x7	4/137	2+5	Silver	57-9237	43.95
12x7	4/137	2+5	Gloss Black	57-9225	41.95
12x7	4/137 12mm	4+3	Silver	57-9234	43.95
12x7	4/137 12mm	4+3	Gloss Black	57-9226	41.95
12x7	4/156	4+3	Silver	57-9238	43.95
12x7	4/156	4+3	Gloss Black	57-9227	41.95

ORDER TOLL FREE

1 (800) 999-3388

OR FAX (800) 326-3813

See us on the Internet: <http://www.wps-inc.com>
e-mail: Dealer@wps-inc.com



A-6 PRO SERIES ALUMINUM ALLOY WHEELS



- Heat Treated T-6061 Aluminum
- Center design is lighter than ever, yet still as strong
- Tough 190 wall construction
- Fully-polished finish looks great, thanks to the use of new, state-of-the-art CNC spinning and polishing equipment

Dia./Width	Model	Offset	Bolt Pattern	A-6 WPS#	List
8x8	A-6 Pro	3+5	4/100	57-87100	\$52.95
8x8.5	A-6 Pro	3+5.5	4/110	57-87101	52.95
	A-6 Pro	3+5.5	4/115	57-87102	52.95
9x8	A-6 Pro	3+5	4/110	57-87103	75.95
	A-6 Pro	3+5	4/115	57-87104	75.95
10x5	A-6	3+2	4/110	57-87105	73.95
	A-6 Pro	4+1	4/144	57-87106	73.95
	A-6 Pro	3+2	4/144	57-87107	73.95
	A-6 Pro	2+3	4/144	57-87108	73.95
	A-6 Pro	4+1	4/156	57-87109	73.95
	A-6 Pro	3+2	4/156	57-87110	73.95
	A-6 Pro	2+3	4/156	57-87111	73.95

Dia./Width	Model	Offset	Bolt Pattern	A-6 WPS#	List
10x7	A-6 Pro	4+3	4/144	57-87112	89.95
10x8	A-6	3+5	4/100	57-87113	79.95
	A-6	3+5	4/4	57-87118	79.95
	A-6 Pro	3+5	4/110	57-87114	79.95
	A-6 Pro	3+5	4/115	57-87115	79.95
	A-6 Pro	3+5	4/137	57-87116	79.95
10x10	A-6 Pro	5+5	4/110	57-87119	86.95
	A-6 Pro	5+5	4/115	57-87120	86.95

A-6 PRO SERIES GP WHEELS



- All New Heat Treated T6061 Aluminum
- Utilizes a double-rolled lip construction for even greater durability and resistance to rough terrain damage.
- Tough .190 wall construction.
- Features a tapered, stainless steel lug nut insert on sizes using the 4/110 and 4/144 bolt patterns. This allows for a more true and secure fit on the OEM wheel hubs that used tapered lug nuts.

Size	Offset	Bolt Pattern	Polished	List
9x8	3+5	4/110	57-87050	\$93.95
	3+5	4/115	57-87051	93.95

Size	Offset	Bolt Pattern	Polished	List
10x5	4+1	4/144	57-87052	97.95
	3+2	4/144	57-87053	97.95
	4+1	4/156	57-87054	97.95
	3+2	4/156	57-87055	97.95

A-6 PRO BAJA SERIES



- All New Heat Treated T6061 Aluminum
- The ITP A-6 Pro Series Baja wheel sets new standards in design and manufacturing with the addition of inner and outer reinforcing rings that are rolled in - not welded.
- Fully-polished finish looks great, thanks to the use of new, state-of-the-art CNC spinning and polishing equipment.
- Tough .190 wall construction.

Dia./Width	Offset	Bolt Pattern	Silver	List
9x9	3+6	4/110	57-87150	\$125.95
	3+6	4/115	57-87151	125.95
10x5	4+1	4/144	57-87152	132.95
	3+2	4/144	57-87153	132.95
	4+1	4/156	57-87154	132.95
	3+2	4/156	57-87155	132.95

STREET

V-TWIN

OFFROAD

ATV / UTV

TUBES / ACCESSORIES

TRAILER

TOOLS / REPAIR

PROMOTIONAL

REFERENCE

INDEX



A-6 PRO SERIES TRAC LOCK WHEELS

- A beadlock ring clamps the tire to the wheel, increasing the retention ability and security. It strengthens the wheel, too
- Rugged, precision-formed outer bead retention ring is secured with tough, recessed Allen bolts
- A competition-ready beadlock wheel with a clean, simplified ring design. Eases tire installation, too
- Built to the same exacting QS9000 quality specifications as all of ITP's famed T-9 Pro Series wheels



Dia./Width	Offset	Bolt Pattern	Silver	List
8 x 8	3+5	4/110	57-87200	\$209.95
	3+5	4/115	57-87201	209.95
9 x 8	3+5	4/110	57-87202	255.95
	3+5	4/115	57-87203	255.95
10 x 5	3 lb+2	4/144	57-87204	246.95
	3 lb+2	4/156	57-87205	246.95

A-6 PRO MOD WHEELS

- Classic off-road modular style.
- Angled outer face adds considerable strength without a weight penalty.
- Significantly lighter than its competition, reducing unsprung weight and rotating mass for real performance gains.
- Head-turning Polished finish.
- Double-rolled lip for excellent durability and ease of tire mounting.
- Rugged yet lightweight .190 wall construction.



Dia./Width	Offset	Bolt Pattern	WPS#	List
12x7	4+3	4/110	57-87250	\$146.95
	4+3	4/137 12mm	57-87252	146.95
	4+3	4/156	57-87254	146.95
14x7	4+3	4/110	57-87251	191.95
	4+3	4/137 12mm	57-87253	191.95
	4+3	4/156	57-87255	191.95

SS112 C-SERIES 10" SPORT WHEEL

- Unique, head-turning good looks
- Three finish options: machined with black accents, topped with a tough clear-coat finish, matte black and chrome
- Exceptionally light yet incredibly strong thanks to ITP's exclusive advance cast manufacturing process
- Custom SS wheel cap is included
- The ultimate trail or dune wheel



Application		DIA./Width	Offset	Bolt Pattern	Finish	WPS#	List
Honda, Kawasaki, Suzuki	Rear	9x8	3+5	4/110	Machined	57-40100	\$79.95
Yamaha	Rear	9x8	3+5	4/115	Machined	57-40101	79.95
Honda, Kawasaki, Suzuki	Rear	9x8	3+5	4/110	Black	57-40103	79.95
Yamaha	Rear	9x8	3+5	4/115	Black	57-40106	79.95
Honda, Kawasaki, Suzuki	Front	10x5	3+2	4/144	Machined	57-40069	75.95
Yamaha	Front	10x5	3+2	4/156	Machined	57-40071	75.95
Honda, Kawasaki, Suzuki	Front	10x5	3+2	4/144	Black	57-40102	75.95
Yamaha	Front	10x5	3+2	4/156	Black	57-40105	75.95
Honda, Kawasaki, Suzuki	Rear	10x8	3+5	4/110	Machined	57-40070	85.95
Yamaha	Rear	10x8	3+5	4/115	Machined	57-40072	85.95
Honda, Kawasaki, Suzuki	Rear	10x8	3+5	4/110	Black	57-40104	85.95
Yamaha	Rear	10x8	3+5	4/115	Black	57-40107	85.95

WHEEL ACCESSORIES



DESCRIPTION	WPS#	List
LUG NUTS		
1/2"-20 60° Tapered Chrome Lug Nut 5/8 Head	57-9407	\$1.50
10mm Flat Base OEM Style Lug Nut	57-94125	.75
10mm 60° Tapered OEM Style Lug Nut	57-9409	.75
3/8"-24 Flat Base Chrome Lug Nut Box of 16	57-94137	21.95
10mm Flat Base OEM Style Lug Nut Box of 16	57-94123	11.95
3/8"-24 60° Tapered Chrome Lug Nut 14mm Head Box of 16	57-9419	21.95
3/8"-24 60° Tapered Black Lug Nut 14mm Head Box of 16	57-9419B	25.95
10mm x 1.25 600 Tapered Chrome Lug Nut 14mm Head Sold Each	57-94120	1.50
10mm x 1.25 600 Tapered Chrome Lug Nut 14mm Head Box of 16	57-94121	21.95
10mm x 1.25 600 Tapered Black Lug Nut 14mm Head Box of 16	57-94121B	25.95
10mm x 1.25 Flat Base Chrome Lug Nut 14mm Head Box of 16	57-94122	21.95
12mm x 1.25 Flat Base Chrome Lug Nut 17mm Head Box of 16	57-94130	21.95
10mm x 1.50 600 Tapered Chrome Lug Nut Box of 16	57-94134	21.95
12mm x 1.50 600 Tapered Chrome Lug Nut Box of 16	57-94129	21.95
12mm x 1.25 600 Tapered Chrome Lug Nut 17mm Head Box of 16	57-94136	25.95
12mm x 1.50 Splined 60 Tapered Lug W/Key Box of 16	57-94131	25.95
12mm x 1.50 Splined 60 Black Tapered Lug W/Key Box of 16	57-94131B	29.95
Replacement Key for use with 57-94131 and 57-94131B	57-94135	5.95
DELTA STEEL WHEEL CENTER CAPS		
Delta Steel 4/110 Chrome Cap	57-9405	\$5.95
Delta Steel 4/110 Chrome Cap Box of 4	57-94132	21.95
Delta Steel 4/110 Black Cap	57-9406	5.95
Delta Steel 4/110 Black Cap Box of 4	57-94133	21.95
12mm x 1.25 Splined 60 Tapered Lug W/Key Box of 16	57-94138	25.95
CAST ALUMINUM WHEEL CENTER CAPS		
SS Alloy Chrome Cap -- 4/110 & 4/115 Sport Quads	57-94126	\$4.95
SS Alloy Black Cap -- 4/110 & 4/115 Sport Quads	57-94150	4.95
SS Alloy Chrome Cap -- 4/137	57-94127	4.95
SS Alloy Chrome Cap -- 4/156	57-94128	5.95
SS Alloy SS312, SS316, S6, SD, Black/Machined Cap -- 4/110 & 4/115	57-94145	5.50
SS Alloy SS312, SS316, S6, SD, Black/Machined Cap -- 4/137	57-94146	7.50
SS Alloy SS312, SS316, S6, SD, Black/Machined Cap -- 4/156	57-94147	7.95
SS Alloy Black Ops Cap 4/110 & 4/115	57-94143	5.95
SS Alloy Black Ops Cap 4/137 & 4/156	57-94144	6.58
SD Beadlock Cap Black w/Machine 4/110 & 4/115	57-94151	4.95
SD Beadlock Cap Black w/Machine 4/137 & 4/137	57-94152	6.95
SD Beadlock Cap all Black 4/110 & 4/115	57-94153	4.95
SD Beadlock Cap All Black 4/137 & 4/156	57-94154	6.95
Hurricane Center Cap Black 4/110-4/156	57-94148	5.95
Hurricane Center Cap Black 4/4	57-94149	5.95
Tall Center Cap Viking Chrome	57-94159	5.95
Tall Center Cap Viking Black	57-94160	5.95
BEADLOCK RINGS		
12" Polished SD ring	57-94155	\$39.95
12" Black SD ring	57-94156	39.95
14" Polished SD ring	57-94157	45.95
14" Black SD ring	57-94158	45.95

STREET

V-TWIN

OFFROAD

ATV / UTV

TUBES / ACCESSORIES

TRAILER

TOOLS / REPAIR

PROMOTIONAL

REFERENCE



INDEX



V-BAR ATV/UTV TIRE SNOW CHAINS

Sedona Tire and Wheel V-bar snow tire chains offer the ultimate in traction for icy, snow and muddy conditions. Excellent for plowing applications and winter riding. Available in 4 sizes to accommodate almost every possible ATV/UTV application. The all new "D" size works great for the newer oversized tires on today's larger ATV/UTVs.

- Offers "Ultra-Traction" with V-Bar cleats
- V-Bar cleats are hardened steel for extended life
- Installation hooks keep chains snug and secure
- Packaged in a durable storage bag for easy storage
- Optional chain bungee # 61-4720 available to insure chain tension for dependable and consistent traction on snow and ice



Tire Size	Tire Mfg.	Tire Model #	Chain	Sedona	List
8" WHEELS					
21x10.00-8	Duro	AT	A 8"	61-4716	\$44.95
22x10.00-8	Dunlop	K1537	A 8"	61-4716	44.95
22x10.00-8	Maxxis	Maverick	A 8"	61-4716	44.95
22x11.00-8	Bridgestone	MH02, MH02A	A 8"	61-4716	44.95
22x11.00-8	Dunlop	KT517, KT529	A 8"	61-4716	44.95
22x11.00-8	IRC	EL08	A 8"	61-4716	44.95
22x11.00-8	OHTSU	H-Track, Pro-Vector 301	A 8"	61-4716	44.95
22x9.00-8	Goodyear	ATT 902	A 8"	61-4716	44.95
9" WHEELS					
20x10.00-9	Dunlop	KT185B	A 8"	61-4716	\$44.95
22x10.00-9	Dunlop	KT155, KT175, KT775B	A 8"	61-4716	44.95
22x10.00-9	Goodyear	HP, Tracker HP	A 8"	61-4716	44.95
22x10.00-9	OHTSU	PV702	A 8"	61-4716	44.95
22x11.00-9	Dunlop	KT827	A 8"	61-4716	44.95
24x11.00-9	Bridgestone	Dirt Hook-10	B 9"	61-4717	47.95
24x13.00-9	Dunlop	KT724	C 10"	61-4718	57.95
25x11.00-9	Dunlop	KT687	B 9"	61-4717	47.95
25x11.00-9	Goodyear	ATT 912	B 9"	61-4717	47.95
25x12.00-9	Dunlop	KT430	B 9"	61-4717	47.95
25x12.00-9	Bridgestone	Dirt Hook-04	C 10"	61-4718	57.95
25x12.00-9	Dunlop	KT405, KT565, KT725M	C 10"	61-4718	57.95
25x12.00-9	Maxxis		C 10"	61-4718	57.95
25x12.00-9	OHTSU	H-Trac 501, H-Trac-II, Pro/AM 501	C 10"	61-4718	57.95

V-BAR ATV/UTV TIRE SNOW CHAINS



Tire Size	Tire Mfg.	Tire Model #	Chain	Sedona	List
10" WHEELS					
22x10.00-10	Dunlop	KT705, KT765A, KT857	A 8"	61-4716	\$44.95
22x10.00-10	Heng Shin	AT	A 8"	61-4716	44.95
22x10.00-10	Kenda	Pathfinder, Pathfinder AT	A 8"	61-4716	44.95
22x7.00-10	ITP	Holeshot XC	A 8"	61-4716	44.95
22x7.00-10	Kenda	Pathfinder	A 8"	61-4716	44.95
22x7.00-10	Maxxis	AT	A 8"	61-4716	44.95
22x9.00-10	OHTSU	H-Track P/V702	A 8"	61-4716	44.95
22x11.00-10	Carlisle	Badlands	B 9"	61-4717	47.95
22x11.00-10	Dunlop	KT765, KT869, KT869A	B 9"	61-4717	47.95
22x11.00-10	Goodyear	Wranglersport	B 9"	61-4717	47.95
22x11.00-10	Goodyear/Titan	Terra	B 9"	61-4717	47.95
22x11.00-10	ITP	Holeshot XCT	B 9"	61-4717	47.95
22x11.00-10	Titan	AT489	B 9"	61-4717	47.95
23x10-10	Dunlop	KT405	A 8"	61-4716	44.95
23x8-10	Dunlop	KT401	A 8"	61-4716	44.95
23x11.00-10	Dunlop	KT869	B 9"	61-4717	47.95
24x9.00-10	Dunlop	KT869M	A 8"	61-4716	44.95
24x11.00-10	Dunlop	KT765, KT869, KT869M	B 9"	61-4717	47.95
24x11.00-10	Duro Excavator		B 9"	61-4717	47.95
24x11.00-10	Goodyear	Wranglersport	B 9"	61-4717	47.95
24x11.00-10	Titan	AT489	B 9"	61-4717	47.95
24x11.5-10	Titan	AT489	C 10"	61-4718	57.95
25x10.00-10	Dunlop	KT126, KT135	B 9"	61-4717	47.95
25x10.00-10	Duro	AT	B 9"	61-4717	47.95
25x11.00-10	Sedona	Mud Rebel	C 10"	61-4718	57.95
25x11.00-10	Dunlop	KT125, KT125M, KT905	C 10"	61-4718	57.95
25x11.00-10	Titan	AT489	C 10"	61-4718	57.95
25x11.00-10	Goodyear	Tracker CL, Tracler P	C 10"	61-4718	57.95
25x12.00-10	Dunlop	KT121, KT125, KT125M, KT825	C 10"	61-4718	57.95
25x12.00-10	Goodyear	Tracker P	C 10"	61-4718	57.95
11" WHEELS					
22x7.00-11	Goodyear	Tracker HP	A 8"	61-4716	\$44.95
23x8.00-11	OHTSU	A/T 504	A 8"	61-4716	44.95
24x8.00-11	Goodyear	Tracker ATT	A 8"	61-4716	44.95
24x10.00-11	Bridgestone	Dirt Hook 14	B 9"	61-4717	47.95
24x10.00-11	Dunlop	KT962A, KY962	B 9"	61-4717	47.95
24x9.00-11	Sedona	Mud Rebel	B 9"	61-4717	47.95
24x9.00-11	Bridgestone	Dirt Hook	B 9"	61-4717	47.95
24x9.00-11	Goodyear	ATT 913	B 9"	61-4717	47.95
24x9.00-11	OHTSU	A/T 502, H-TRAC A/T	B 9"	61-4717	47.95
24x10.00-11	Goodyear	Tracker ATT, Tracker MP	C 10"	61-4718	57.95
24x10.00-11	Maxxis	M978	C 10"	61-4718	57.95
25x10.00-11	Dunlop	KT405B	C 10"	61-4718	57.95
12" WHEELS					
22x7.00-12	Maxxis	26J	A 8"	61-4716	\$44.95
22x10.00-12	Maxxis	38J	B 9"	61-4717	47.95
23x8.00-12	Maxxis	LYNX	A 8"	61-4716	44.95
23x10.00-12	Dunlop	KT407	C 10"	61-4718	57.95
23x10.00-12	Maxxis	LYNX	C 10"	61-4718	57.95
24x8.00-12	Bridgestone	Dirt Hook	A 8"	61-4716	44.95
24x8.00-12	Carlisle	AT489	A 8"	61-4716	44.95
24x8.00-12	Maxxis	M977, M-9801	A 8"	61-4716	44.95
24x8.00-12	Sedona	Mud Rebel	B 9"	61-4717	47.95
24x9.00-12	Titan	AT480, AT489	B 9"	61-4717	47.95
24x10.00-12	Bridgestone	Dirt Hook	C 10"	61-4718	57.95
24x10.00-12	Dunlop	KT405H	C 10"	61-4718	57.95
24x10.00-12	Maxxis	M-9802	C 10"	61-4718	57.95

* denotes front tire

STREET
V-TWIN
OFFROAD
ATV / UTV
TUBES / ACCESSORIES
TRAILER
TOOLS / REPAIR
PROMOTIONAL
REFERENCE
INDEX



V-BAR ATV/UTV TIRE SNOW CHAINS

STREET

V-TWIN

OFFROAD

ATV / UTV

TUBES / ACCESSORIES

TRAILER

TOOLS / REPAIR

PROMOTIONAL

REFERENCE

INDEX

Tire Size	Tire Mfg.	Tire Model #	Chain	Sedona	List
12" WHEELS (CONT'D...)					
24x11.00-12	Carlisle	AT489	C 10"	61-4718	57.95
24x11.00-12	Titan	AT489	C 10"	61-4718	57.95
24x12.00-12	Dunlop	KT405H	C 10"	61-4718	57.95
25x8.00-12	Sedona	Buzz Saw	B 9"	61-4717	47.95
25x8.00-12	Sedona	Mud Rebel	B 9"	61-4717	47.95
25x8.00-12	Sedona	Rip Saw	B 9"	61-4717	47.95
25x8.00-12	Bridgestone	Dirt Hook, Mudhooks XTreme	B 9"	61-4717	47.95
25x8.00-12	Carlisle	ACT, AT489, RZR, Trailwolf	B 9"	61-4717	47.95
25x8.00-12	Dunlop	KT121, KT121A, KT121D, KT131, KT181, KT191, KT401A, KT401C, KT402, KT404, KT411, KT421, KT801, KT951, RT511	B 9"	61-4717	47.95
25x8.00-12	Goodyear	Rawhide, Rawhide RS	B 9"	61-4717	47.95
25x8.00-12	GY	Rawhide RS	B 9"	61-4717	47.95
25x8.00-12	Innova	Mudgear	B 9"	61-4717	47.95
25x8.00-12	ITP	Holeshot ATR, Mud Lite	B 9"	61-4717	47.95
25x8.00-12	Kenda	Pathfinder	B 9"	61-4717	47.95
25x8.00-12	Maxxis	AT, M979, NHS	B 9"	61-4717	47.95
25x8.00-12	OHTSU	H-Trak-ZA, H-Trak ZA-601	B 9"	61-4717	47.95
25x70x12	Carlisle	Badlands	C 10"	61-4718	57.95
25x10.00-12	Sedona	Buzz Saw	C 10"	61-4718	57.95
25x10.00-12	Sedona	Mud Rebel	C 10"	61-4718	57.95
25x10.00-12	Sedona	Rip Saw	C 10"	61-4718	57.95
25x10.00-12	Bridgestone	Dirt Hook, Mudhooks XTreme	C 10"	61-4718	57.95
25x10.00-12	Carlisle	AT489, RZR, Trailwolf	C 10"	61-4718	57.95
25x10.00-12	Dunlop	AT, KT125, KT127, KT127A, KT135, KT185, KT195, KT405, KT405A, KT405C, KT405D, KT405E, KT405H, KT406, KT415, KT425, KT645, KT805, KT955, KY127, KY415, RT515	C 10"	61-4718	57.95
25x10.00-12	Goodyear	Rawhide, Rawhide RS	C 10"	61-4718	57.95
25x10.00-12	Innova	Mudgear	C 10"	61-4718	57.95
25x10.00-12	ITP	Holeshot ATR, Mud Lite	C 10"	61-4718	57.95
25x10.00-12	Kenda	Pathfinder, Radial Bounty, Hunt	C 10"	61-4718	57.95
25x10.00-12	Maxxis	AT, M912Y, M980, NHS	C 10"	61-4718	57.95
25x10.00-12	OHTSU	H-Trak, H-Trak-ZA, H-Trak ZA602, U/R 301, ZA602	C 10"	61-4718	57.95
25x10.00-12	OTR	440 Mag Off Road	C 10"	61-4718	57.95
26x9.00-12	Sedona	Buzz Saw	C 10"	61-4718	57.95
26x9.00-12	Sedona	Mud Rebel	C 10"	61-4718	57.95
26x9.00-12	Sedona	Rip Saw	C 10"	61-4718	57.95
26x10.00-12	Sedona	Rip Saw	C 10"	61-4718	57.95
26x10.00-12	Sedona	Mud Rebel	C 10"	61-4718	57.95
26x10.00-12	Sedona	Buzz Saw	C 10"	61-4718	57.95
26x11.00-12	Sedona	Buzz Saw	D 11"	61-4719	69.95
26x11.00-12	Sedona	Rip Saw	D 11"	61-4719	69.95
26x12.00-12	Sedona	Mud Rebel	D 11"	61-4719	69.95
14" WHEELS					
26x9.00-14	Sedona	Buzz Saw	D 11"	61-4719	\$69.95
26x9.00-14	Sedona	Rip Saw	D 11"	61-4719	69.95
26x11.00-14	Sedona	Buzz Saw	D 11"	61-4719	69.95
26x11.00-14	Sedona	Rip Saw	D 11"	61-4719	69.95
27x10.00-14	Sedona	Mud Rebel	D 11"	61-4719	69.95
27x12.00-14	Sedona	Mud Rebel	D 11"	61-4719	69.95

* denotes front tire

TIRE CONVERSION CHARTS

THESE REFERENCE CHARTS ARE AS ACCURATE AS THE INFORMATION AVAILABLE TO US.
FOR INFORMATION ON SPECIAL APPLICATIONS, PLEASE CALL US.

SIZE CONVERSION TABLES: Use these tables to convert your older style inch size to the new style metric sizing.

STREET TIRES

- Front and Rear tires should be properly matched and sized to maintain correct clearance
- Mount tube type or tubeless tires only on the rims designed for each type of tire
- Before mounting, check for directional arrows on tire tubes. It is advisable to replace tube
- Before use, check wheel balance, wheel alignment, and most importantly, tire air pressure

Metric	Alpha	Inch	Metric	Alpha	Inch
FRONT STREET TIRES			REAR STREET TIRES		
80/90	MH90	2.50/2.75	110/90	MN90	3.75/4.25
90/90	MJ90	2.75/3.00	120/80	MP85	4.50/4.75
100/80	MJ90	3.00	120/90	MP85	4.50/4.75
100/90	MM90	3.25/3.50	130/70	*	*
110/70	*	*	130/80	*	5.00/5.10
110/80	*	3.25/3.50	130/90	MT90	5.00/5.10
110/90	MN90	3.75/4.00	140/60	*	*
120/80	*	*	140/70	*	*
120/70	*	*	140/80	MU85	5.50/6.00
120/80	*	3.75/4.25/4.60	140/90	MU90	5.50/6.00
120/90	MR90	4.25/4.50	150/70	*	*
130/60	*	*	150/80	*	6.00/6.25
130/70	*	*	150/90	*	6.00/6.25
130/90	MT90	5.00/5.10	160/60	*	*
			160/70	*	*
			160/80	*	*
			170/60	*	*
			170/80	*	*
			180/50	*	*
			180/55	*	*

* Should not change from OEM low profile sizing.

SPEED RATINGS

CODE	KM/H	(MPH)
J	100	62
K	110	68
L	120	75
M	130	81
N	140	87
P	150	94
Q	160	100
R	170	106
S	180	112
T	190	118
U	200	124
H	210	130
V	240	149
(V) greater than	>240	>149
Z greater than	>240	>149
W	270	168
(W) greater than	>240	>168

LOAD INDEX

INDEX	KG.	LBS.	INDEX	KG.	LBS.	INDEX	KG.	LBS.
30	106	234	53	206	454	77	412	908
31	109	240	54	212	467	78	425	937
32	112	245	55	218	490	79	437	963
33	115	254	56	224	494	80	450	992
34	118	260	57	230	507	81	462	1019
35	121	267	58	236	520	82	475	1047
36	125	276	59	243	536	83	487	1074
37	128	282	60	250	551	84	500	1102
38	128	282	61	257	567	85	515	1135
39	136	300	62	265	584	86	530	1168
40	140	309	63	272	600	87	545	1201
41	145	320	64	280	617	88	560	1235
42	150	331	65	290	640	89	580	1279
43	155	342	66	300	661	90	600	1323
44	160	353	67	307	677			
45	165	364	68	315	695			
46	170	375	69	325	717			
47	175	386	70	335	738			
48	180	397	71	345	761			
49	185	408	72	355	783			
50	190	419	73	365	805			
51	195	430	74	375	827			
52	200	441	75	387	853			
53	206	454	76	400	882			

DIRT TIRES

- Choose the proper tread pattern and compound
- Check width and diameter for proper clearance
- Use D.O.T. tires for riding on public roads
- With a new tire, it is advisable to replace tube
- Check alignment and tire air pressure

Metric Size	Replacement Size	Inch	Metric Size	Metric Size	Metric Size	Low Profile	Inch
FRONT DIRT TIRES			REAR DIRT TIRES				
60/100	90/80	2.50/2.75	80/100		80/90		2.50/3.00
70/100		2.75/3.00		110/80	100/90	4.10	3.25/3.50
80/100	90/90	3.00	90/100		110/90	4.10	3.60/4.10
			100/100	120/80		4.10	4.00/4.10
			110/100	130/80	120/90	4.60	4.00/4.50
			120/100	140/80	130/90	5.10	5.00/5.10
				150/80		5.60	5.50

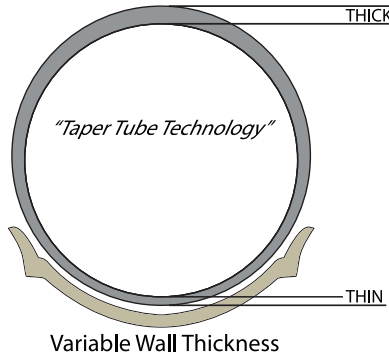
STREET
V-TWIN
OFFROAD
ATV / UTV
TUBES / ACCESSORIES
TRAILER
TOOLS / REPAIR
PROMOTIONAL
REFERENCE
INDEX



**PERFORMANCE HEAVY DUTY
TAPERED TUBES**



- Taper Tube Technology offers variable tube thickness to keep weight down and put strength where you need it.
- Less unsprung weight and better cooling
- The latest in tube technology
- Built with a high grade synthetic and natural rubber blend
- Heavy outer thickness tapers to a thinner, lighter thickness against the rim



Fits Tire Size	Stem Type	WPS#	List
2.50/2.75-10 HD	TR-4	87-0310	\$10.95
3.00/3.25-12 HD	TR-4	87-0311	12.95
2.75/3.00-14 HD	TR-4	87-0312	12.95
2.75/3.00-17 HD	TR-4	87-0356	13.95
4.00/4.60-17 HD	TR-4	87-0360	18.95
4.50/5.10-17 HD	TR-4	87-0362	21.95
3.50/4.00-18 HD	TR-4	87-0370	17.95
4.00/4.60-18 HD	TR-4	87-0372	18.95
4.50/5.10-18 HD	TR-4	87-0376	21.95
2.50/2.75-19 HD	TR-4	87-0377	13.95
100-110/90-19 HD	TR-4	87-0384	19.95
110-120/90-19 HD	TR-4	87-0385	20.95
2.75/3.00-21 HD	TR-4	87-0386	17.95

TUBES / ACCESSORIES

MOTORCYCLE TUBES

- Constructed of ultra high grade synthetic and natural rubber for long life and pinch resistance
- Strong 2mm thickness
- Top quality at an economical price
- Talcum powder coated for easy installation
- Rigid, attractive box for easy stacking



TR-15 Side
(Same as TR-15 at 45° angle)
For Reference Only

Fits Tire Size	Stem Type	WPS#	List
3.00-8	TR-87	87-0099	\$7.95
3.50/4.00-8	TR-4	87-0104	8.95
4.00-8	TR-87	87-0090	9.95
4.00-8	TR-4	87-0098	8.95
2.50/2.75-10	TR-4	87-0110	6.95
2.50/2.75-10	TR-87	87-0107	7.95
2.75/3.00-10	TR-4	87-0113	7.95
2.75/3.00-10	TR-87	87-0109	7.95
3.00/3.25-10	TR-87	87-0117	8.95
3.50/4.00-10	TR-87	87-0114	9.95
3.50/4.00-10	TR-4	87-0115	9.95
4.00/4.50-10	TR-87	87-0118	12.95
2.50/2.75-12	TR-4	87-0119	6.95
3.00/3.25-12	TR-87	87-0121	7.95
3.00/3.50-12	TR-4	87-0120	7.50
2.25/2.50-14	TR-4	87-0126	7.95
2.75/3.00-14	TR-4	87-0128	9.95
3.25/3.50-14	TR-4	87-0130	10.95

Fits Tire Size	Stem Type	WPS#	List
3.60/4.10-14	TR-4	87-0131	11.95
140/90, 150/90-15	TR-4	87-0140	18.95
170/80-15	TR-4	87-0147	19.95
2.00/2.25-16	TR-4	87-0193	7.95
2.25/2.50-16	TR-4	87-0142	8.95
2.75/3.00-16	TR-4	87-0144	12.95
3.25/3.50-16	TR-4	87-0146	12.95
3.50/4.00-16	TR-4	87-0141	12.95
4.00/4.50-16	TR-4	87-0148	18.95
5.00/5.10-16	TR-6 side	87-0150	16.95
5.00/5.10-16	TR-6	87-0151	16.95
2.25/2.50-17	TR-4	87-0154	8.95
2.75/3.00-17	TR-4	87-0156	10.95
3.00/3.25-17	TR-4	87-0157	10.95
3.25/3.50-17	TR-4	87-0158	11.95
3.50/4.00-17	TR-4	87-0163	13.95
4.00/4.50-17	TR-4	87-0159	14.95
4.50/5.10-17	TR-4	87-0160	14.95

Fits Tire Size	Stem Type	WPS#	List
2.25/2.50-18	TR-4	87-0165	10.95
2.50/2.75-18	TR-4	87-0164	10.95
2.75/3.00-18	TR-4	87-0166	11.95
3.25/3.50-18	TR-4	87-0168	11.95
3.50/4.00-18	TR-4	87-0170	13.95
4.00/4.50-18	TR-4	87-0172	14.95
4.50/5.10-18	TR-4	87-0174	17.95
5.00/5.10-18	TR-4	87-0176	17.95
2.25/2.50-19	TR-4	87-0183	9.95
2.50/2.75-19	TR-4	87-0177	9.95
2.75/3.00-19	TR-4	87-0178	11.95
3.00/3.25-19	TR-4	87-0181	12.95
3.25/3.50-19	TR-4	87-0182	13.95
100-110/90-19	TR-4	87-0184	15.95
100-120/90-19	TR-4	87-0185	16.95
90/100-20	TR-6	87-0190	14.95
2.75/3.00-21	TR-4	87-0186	13.95
3.25/3.50-21	TR-4	87-0188	14.95



ATV TUBES

- Great tube at a great price
- Packaged in a heavy-duty box
- Designed to fit perfectly in your tire



TR-15 SIDE
(SAME AS TR-15 AT 45° ANGLE)

For Reference Only



Size	Stem	WPS#	List
ATV TUBES			
145/70-6	TR87	87-0018	\$13.95
16x8.00-7	TR6	87-0020	14.95
16x7.50-8	TR13	87-0023	15.95
18x9.50-8	TR6	87-0024	20.95
20x7.00-8	TR6	87-0026	20.95
22x11.00-8	TR6	87-0028	22.95
22x11.00-8	TR13	87-0029	22.95
22x12.00-8	TR6	87-0027	22.95
20x11.00-9	TR6	87-0030	22.95
22x11.00-9	TR6	87-0032	22.95
25x12.00-9	TR6	87-0034	22.95
21x7.00-10	TR6	87-0036	19.95

Size	Stem	WPS#	List
ATV TUBES (CONT'D...)			
22x8.00-10	TR6	87-0038	19.95
22x11.00-10	TR6	87-0040	21.95
25x12.00-10	TR6	87-0042	28.95
23.5x8.00-11	TR6	87-0044	22.95
24x8.00-11	TR6	87-0045	22.95
24x9.00-11	TR6	87-0046	22.95
24x10.00-11	TR6	87-0047	22.95
25x8.00-12	TR6	87-0048	28.95
25x10.00-12	TR6	87-0050	28.95
25x10.00-12	TR13	87-0051	28.95
25x12.00-12	TR6	87-0054	28.95
26x12.00-12	TR6	87-0056	28.95

TR87 = 90° Angled Metal Stem TR6 = Straight Metal Stem TR13 = Straight Rubber Stem



STREET

V-TWIN

OFFROAD

ATV / UTV

TUBES / ACCESSORIES

TRAILER

TOOLS / REPAIR

PROMOTIONAL

REFERENCE

INDEX



MICHELIN

INNER TUBES



- Features an overlap splice which is stronger than the butt splice used on most tubes
- Splice is always placed opposite the valve stem to help balance the tube
- Used by those who want the very best

FOR REFERENCE ONLY



TR-4



TR-13



TR-87
JS-244A



TR-15

TR-15 Side
(Same as TR-15 at
45° angle)



741

Fits Tire Size	Stem Type	WPS#	List
SCOOTER TUBES			
3.50-8	TR-87	87-0904	\$10.95
90/90-10	TR-87	87-0913	10.95
3.00/3.50-10	TR-87	87-0913	10.95
3.00/3.50-12	741	87-09162	12.95
STREET TUBES			
140/90-15, 150/90-15	TR-87	87-0930	\$23.95
170/80-15, 180/70-15	TR-87	87-0930	23.95
3.25/3.50-16	TR-4	87-09484	19.95
100/90-16	TR-4	87-09484	19.95
120/90-16, 130/90-16	TR-4 offset	87-09482	30.95
120/90-16, 130/90-16	TR-87	87-09481	24.95
140/90-16, 150/80-16	TR-4 offset	87-09482	30.95
140/90-16, 150/80-16	TR-87	87-09481	24.95
MT90/MU85-16	TR-4 offset	87-09482	30.95
MT90/MU85-16	TR-87	87-09481	24.95
120/70-17	TR-4	87-09553	21.95
130/70-17	TR-4	87-09552	23.95
130/90-17, 140/80-17, 150/70-17, 160/70-17	TR-4	87-09551	25.95
110/90-18, 130/70-18	TR-4	87-09752	23.95
100/90-19, 110/90-19	TR-4	87-09772	17.95
90/90-21, MH90-21	TR-4	87-09881	17.95

Fits Tire Size	Stem Type	WPS#	List
OFF ROAD/DUAL SPORT TUBES			
2.50/2.75-10	TR-4	87-09121	\$9.95
60/100-14, 90/100-14	TR-4	87-09191	12.95
90/100-14 Heavy Duty	TR-4	87-0920	14.95
90/100-16 Heavy Duty	TR-4	87-0943	14.95
70/100-17 Heavy Duty	TR-4	87-0953	12.95
140/80-17	TR-4	87-0951	33.95
100/100-18, 110/100-18	TR-4	87-09741	23.95
100/100-18, 110/100-18 Ultra Heavy Duty	TR-4	87-09751	31.95
120/90-18, 130/80-18 Ultra Heavy Duty	TR-4	87-09751	31.95
120/90-18, 130/80-18	TR-4	87-09741	23.95
140/80-18	TR-4	87-09741	23.95
140/80-18 Ultra Heavy Duty	TR-4	87-0987	31.95
4.00-18 Heavy Duty	TR-4	87-0973	31.95
70/100-19 Heavy Duty	TR-4	87-0976	14.95
100/90-19, 120/80-19	TR-4	87-09781	28.95
100/90-19, 110/90-19 Ultra Heavy Duty	TR-4	87-09791	31.95
110/90-19, 130/70-19	TR-4	87-09801	27.95
120/80-19, 130/70-19 Ultra Heavy Duty	TR-4	87-09791	31.95
80/90-21, 80/100-21	TR-4	87-0985	24.95
90/90-21, 90/100-21	TR-4	87-0985	24.95
2.50/2.75/3.00-21	TR-4	87-0985	24.95
2.75-21 Heavy Duty	TR-4	87-0988	19.95
90/90-21, 80/100-21 Ultra Heavy Duty	TR-4	87-09861	26.95



TUBES



Description	Valve Stem	Outside #	WPS#	List
8.5x2	Bent	14-0624	609-2749	\$15.99
12.5-2.25/2.50/2.75	Bent	14-0630	609-2750	17.99
2.50-4	Bent	14-0622	609-2747	15.99
3.00/3.50/4.10-4	Bent	14-0623	609-2748	15.99
9x3.50-4	Bent	14-0623	609-2748	15.99
3.50/4.00/4.10-6	Bent	14-0601	609-2730	17.99
3.50/4.00-6	Straight	14-0617	609-2742	17.99
5.00-6	Straight	14-0618	609-2743	21.99
65/90-6.5, 50/110-6.5	Bent	14-0621	609-2746	15.99

Description	Valve Stem	Outside #	WPS#	List
4.00/5.00-7	Straight	14-0619	609-2744	21.99
200x50 (2.00-8)	Bent	14-0613	609-2739	17.99
3.00-8	Bent	14-0615	609-2741	15.99
3.25/3.00-8 (13x13)	Straight	14-0602	609-2731	17.99
18x8.50/9.50-8	Straight	14-0620	609-2745	26.99
120/50-9 (2.75/3.00-9)	Bent	14-0614	609-2740	17.99
2.25/2.50/2.75-12.5	Straight	14-0611	609-2738	17.99



MOTORCYCLE TUBES

- High quality Japanese tubes meet or exceed OEM quality standards
- Heavy Duty tubes are 3mm thick and puncture resistant
- Made of a blend of natural and butyl rubber

Fits Tire Size	Stem Type	WPS#	List
3.50/4.00-8	JS-244A	87-5902	\$12.50
2.50/2.75-10 Heavy-Duty	TR-4	87-5903	10.95
2.50/2.75-10	TR-4	87-5904	10.95
3.00-10	JS-244A	87-5906	10.95
3.50/4.00-10	JS-244A	87-5908	12.50
3.00-12	TR-4	87-5910	10.95
80/100-12 Heavy-Duty	TR-4	87-5909	10.95
2.25/2.50-14	TR-4	87-5912	9.95
2.75-14	TR-4	87-5914	10.95
3.00/3.60-14	TR-4	87-5916	11.50
3.25/4.10-14	TR-4	87-5918	11.95
60/100-14 Heavy Duty	TR-4	87-5917	9.95
90/100-14 Heavy Duty	TR-4	87-5919	10.95
130/90, 140/80-15	TR-4	87-5923	14.95
140/90, 150/90-15	TR-4	87-5920	17.95
170/80-15	PV-78	87-5921	19.95
2.25/2.50-16	TR-4	87-5922	11.50
2.75/3.00-16	TR-4	87-5924	11.50
3.25/3.50-16	TR-4	87-5926	12.50
4.00/4.60-16	TR-4	87-5928	13.95
90/100-16 Heavy Duty	TR-4	87-5929	12.95
5.00/5.10-16	TR-15	87-5930	15.95
5.10-16, 130/90-16	TR-4	87-5932	15.95
2.25/2.50-17	TR-4	87-5934	10.50
2.75/3.00-17	TR-4	87-5936	11.50



Fits Tire Size	Stem Type	WPS#	List
70/100-17 Heavy Duty	TR-4	87-5937	10.95
3.25/3.50-17	TR-4	87-5938	12.50
4.00/5.10-17, 130/90-17	TR-4	87-5940	14.95
110/100-17	TR-4	87-5964	17.95
2.25/2.50-18	TR-4	87-5942	10.50
2.75/3.60-18	TR-4	87-5944	12.50
3.25/3.75-18	TR-4	87-5946	12.95
3.50/4.00-18	TR-4	87-5948	13.95
4.00/5.10-18	TR-4	87-5950	14.95
100/100-18 Heavy Duty	TR-4	87-5965	16.95
110/100-18 Heavy Duty	TR-4	87-5966	17.95
2.50-19	TR-4	87-5952	12.50
2.75/3.00-19	TR-4	87-5954	12.95
70/100-19 Heavy Duty	TR-4	87-5955	12.95
3.25/4.10-19	TR-4	87-5956	13.95
100/90-19 Heavy Duty	TR-4	87-5968	16.95
110/90, 120/90-19	TR-4	87-5957	15.95
110/90-19 Heavy Duty	TR-4	87-5969	17.95
2.75/3.00-21	TR-4	87-5958	12.95
80/100-21 Heavy Duty	TR-4	87-5972	16.95
2.75/3.00-23	TR-4	87-5962	14.95

HEAVY DUTY INNER TUBES



Tube sizes	Stem Type	WPS#	List
2.50/2.75-10	TR-4	871-0104	\$16.95
60/100-12	TR-4	871-0123	17.95
80/100-12	TR-4	871-0125	16.95
60/100-14	TR-4	871-0145	16.95
90/100-14	TR-4	871-0143	16.95
90/100-16	TR-4	871-0163	16.95
2.75/3.75, 70/100-17	TR-4	871-0173	16.95
130/90 - 160/70-17	TR-4	871-0172	36.95
100/100 - 120/100-18	TR-4	871-0185	37.95
150/70-18	TR-4	871-0186	37.95
70/100-19	TR-4	871-0193	24.95
100/90 - 120/90-19	TR-4	871-0195	35.95
90/90-21	TR-4	871-0214	35.95
90/90, 80/100-21	TR-4	871-0215	30.95

- Heavy-duty inner tubes are constructed of natural rubber
- Lightweight
- Puncture resistant
- TR style valve stem

STREET

V-TWIN

OFFROAD

ATV / UTV

TUBES / ACCESSORIES

TRAILER

TOOLS / REPAIR

PROMOTIONAL

REFERENCE

INDEX



INNER TUBES



- High quality 1.5mm thick butyl tube pre-loaded with Counteract Balancing Beads
- Balanced for the life of the tire
- Extend tire life, even tread wear, increases horsepower due to decreased rolling resistance.

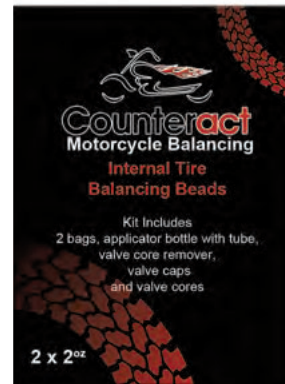
- Provides the smoothest and most efficient ride possible
- No need for unsightly wheel weights or a tire balancer
- Cost effective
- Will not void tire warranties



Size	Stem Type	WPS#	List	Size	Stem Type	WPS#	List
2.50/2.75-10	TR-6	85-4045	\$21.95	4.00/4.50-17	TR-6	85-4033	29.95
3.00/3.50-10	TR-6	85-4044	21.95	6.00/6.50-17	TR-6	85-4032	35.95
2.50/2.75-12	TR-6	85-4043	21.95	4.00/4.60-18	TR-6	85-4034	28.95
3.00/3.50-12	TR-6	85-4042	21.95	5.00/5.10-18 w/out rim lock	TR-6	85-4035	29.95
170/80-15	TR-6	85-4041	37.95	5.00/5.10-18 w/rim lock	TR-6	85-4039	40.95
5.00/5.10-16	TR-6	85-4030	29.95	3.50/4.00-19	TR-6	85-4036	29.95
5.00/5.10-16 side stem	TR-6	85-4046	37.95	2.75/3.00-21	TR-6	85-4037	26.95
5.00/5.10-16	TR-87	85-4031	30.95	2.75/3.00-23	TR-6	85-4038	37.95
2.50/3.00-17	TR-6	85-4040	23.95				

TIRE BALANCING BEADS

- No more external weights!
- Made from micro-glass beads
- Increases tire life, improves fuel economy
- Reduced vibration and heat build up
- Tires are balanced all the time, not just at over 30 mph like other products
- No rebalancing every time you come to a stop
- No dust to clog valve cores
- Guaranteed safe for all tire pressure monitoring systems (TPMS)
- Can be used in tube type and tubeless tires
- Simply throw in a bag when mounting a new tubeless tire or use the DIY kit for "on the bike" and tube type installation



DIY Kits	WPS #	List
INC. BALANCING BEADS AND INSTALLATION BOTTLE		
Motorcycle, 2 - 1 oz bags	85-4000	\$24.95
Motorcycle, 2 - 2 oz bags	85-4001	29.95
Motorcycle, 1 - 1 oz bag, 1 - 2 oz bag	85-4008	27.95
Motorcycle, 1 - 1 oz bag, 1 - 3 oz bag	85-4009	30.95
Motorcycle, 1 - 2 oz bag, 1 - 3 oz bag	85-4002	32.95
Trike, 1 - 2 oz bag, 2 - 3 oz bags	85-4003	41.95
Spyder, 2 - 2 oz bags, 1 - 3 oz bag	85-4004	41.95
ATV, 4 - 2 oz bags	85-4005	39.95
ATV, 2 - 2 oz bags, 2 - 3 oz bags	85-4006	40.95
ATV, 4 - 3 oz bags	85-4007	42.95
SHOP PACKS		
1 oz bag / 4 pk	85-4010	\$37.95
1 oz bag / 20 pk	85-4013	189.95
2 oz bag / 4 pk	85-4011	40.95
2 oz bag / 20 pk	85-4014	204.95
3 oz bag / 4 pk	85-4012	42.95
3 oz bag / 20 pk	85-4015	214.95
16 oz bag (order 1 = 28 bags)	85-4018	1229.95

Application Chart	Amount per tire
MOTORCYCLE	
Front 80mm-120mm tire width	1 oz
Front 130mm and up tire width	2 oz
Rear 130mm-200mm width	2 oz
Rear 210mm-360mm tire width	3 oz
Rear 195mm-205mm car tire	3 oz
SCOOTER	
Up to 10" diameter wheels	1 oz
12" & Up diameter wheels	2 oz
DUAL PURPOSE / OFF ROAD W/O RIM LOCKS	
Front 80mm-120mm tire width	1 oz
Rear 130mm-230mm width	2 oz
DUAL PURPOSE / OFF ROAD W/RIM LOCKS	
Front 80mm-120mm tire width	2 oz
Rear 130mm-230mm width	3 oz
ATV/UTV	
Up to 10" tire width	2 oz
10" to 12" tire width	3 oz

TUBELESS TIRE SYSTEM HOW IT WORKS...



Works with
STOCK rims
and tires.

**10%
PSI**
AIR PRESSURE

No tube means no pinch flats!
You can now tune your air-
pressure to suit your traction needs.
(even into the sub 10 psi range)

**100
PSI**
AIR PRESSURE

The 100 psi inner bladder
literally "clamps" the full
circumference of the tire's bead
and side wall to the rim like a
360 degree rim lock.

The seal is formed against the
inside of the tire itself (NOT to the rim)
so it will work with even the most
dinged, dented or tweaked rims.

Main tire inflates
through the
Schrader valve in
the hollow
rim lock bolt.

CNC Billet Alloy
rim lock

IT'S ABOUT PERFORMANCE.....

- It's about traction, lower PSI increases the control patch
- It's about speed, more traction and control means more confidence to go faster
- It's about ease, change tires faster with less hassle
- It's about the feel, get a more settled "planted" feel with less-spring effect no more ping ponging off the ruff stuff
- It's about protection, the full circumference rim lock stiffens your tires so they absorb impacts.. NOT your rims
- It's about weight, Tubliss weighs pounds less than heavy duty pinch prone tubes
- It's about fewer flats, no tube means no more pinch flats
- New tires are recommended for best results

[Link to an installation video at
www.nuetech.com/videoshtml](http://www.nuetech.com/videoshtml)

Description	WPS#	List
18"x(1.85-2.15)	87-0460	\$99.95
19"x(1.85-2.15)	87-0461	99.95
21x (1.6-1.85)	87-0462	99.95
REPLACEMENT PARTS		
18" bladder only	87-0470	\$10.95
19" bladder only	87-0471	10.95
21" bladder only	87-0472	10.95
18" RED Liner only	87-0473	49.95
19" RED Liner only	87-0474	49.95
21" RED Liner only	87-0475	49.95
Deflector FRONT (triangle rubber block)	87-0476	3.95
Deflector REAR (triangle rubber block)	87-0477	3.95
Rim Tape FRONT 22mm	87-0478	4.95
Rim Tape REAR 27mm	87-0479	4.95
Sticker kit	87-0480	4.95
Guide plate	87-0481	9.95

STREET

V-TWIN

OFFROAD

ATV / UTV

TUBES /
ACCESSORIES

TRAILER

TOOLS / REPAIR

PROMOTIONAL

REFERENCE

INDEX



NITROMOUSSE.COM



THE FUTURE IS NOW

ADVANCING PERFORMANCE ON THE MOLECULAR LEVEL. We have invested over a decade of R&D into our state of the art nitrogen charged micro matrix elastomer for our NITROMOUSSE. The results are a 100% flat proof foam tube that provides huge traction gains, a more lively consistent feel, increased cornering stability and unrivaled durability.

100%

FLAT PROOF PERFORMANCE

Enjoy every precious second of your ride with 100% flat proof dependability.

N²

NITROGEN CHARGED

Our proprietary technology provides a more lively consistent feel with increased cornering stability.

2X

UNRIVALED DURABILITY

Lasts up to twice as long as other popular mousses providing much more bang for your buck!

EZ

TIRE FITMENT GUIDE

See our tire fitment guide at Nitromousse.com to check compatibility with your specific tires.

Size	PSI Equivalent	WPS#	List
80/100-21 & 90/90-21	10-12 PSI	87-0482	\$124.95
90/100-21	10-12 PSI	87-0484	124.95
100/90-19	10-12 PSI	87-0485	124.95
110/90-19 & 120/80-19	10-12 PSI	87-0486	124.95
100/100-18	10-12 PSI	87-0487	124.95
110/100-18	10-12 PSI	87-0488	124.95
120/80-18	10-12 PSI	87-0489	124.95

Size	PSI Equivalent	WPS#	List
140/80-18	10-12 PSI	87-0491	124.95
140/100-18	10-12 PSI	87-0493	124.95
MINI SIZES			
70/100-19	10-12 PSI	87-0494	\$122.95
90/100-16	10-12 PSI	87-0495	122.95
ACCESSORIES			
Lube gel	85 grams	87-0496	\$3.95

STREET
V-TWIN
OFFROAD
ATV / UTV
TUBES / ACCESSORIES
TRAILER
TOOLS / REPAIR
PROMOTIONAL
REFERENCE
INDEX



BIB MOUSSE

Protection against flats for serious off-road racers

- Made from a multi-cellular butyl material, replaces conventional tubes, providing a pressure equivalent of approximately 13 psi (0.9 bar).
- Specifically designed for off-road competition use, at speeds up to 80 mph (130 km/h). Above this speed, heat build-up can lead to rapid destruction of the Bib Mousse, resulting in serious injury to the rider. Under no circumstances should Bib Mousse be fitted to motorcycles for on-road use.
- Bib Mousse may be used only with Michelin off-road tires. Because Bib Mousse is shaped for a perfect fit inside Michelin tires, use of Bib Mousse with other brands of tires can lead to handling instability and possible destruction of Bib Mousse.
- Each Bib Mousse includes a tube of Bib Mousse Fitting Gel. Be sure to follow installation instructions supplied with the product.

	Tire Size	Bib Mousse Size	Rim Size	WPS #	List
Front	80/100, 90/90-21	M15	1.85	87-9600	\$168.95
	90/100-21	M16	1.85†	87-9601	168.95
Rear	120/90-18	M18	2.50-2.15*	87-9607	168.95
	140/80-18	M14	2.50-2.15*	87-9608	168.95
	140/90-18	M02	2.50-2.15*	87-9609	168.95
	100/90-19	M22	2.15-1.85*	87-9603	168.95
	110/90-19	M199	2.50-2.15*	87-9604	168.95

Description	WPS#	List	
Mounting Lube 12/case	87-9612	\$7.50	* Fitting allowed, but difficult † Fits Starcross HP4 only



PIRELLI MOUSSE

- A mousse is a 3-D circular element made of particular foam cells which can replace conventional inner tubes in off road motorcycle tires: technically speaking, it's a ring of butyl honeycomb foam with its cells filled with gas that simulates air pressure. Thanks to its structure, the mousse provides maximum resistance in extreme off road conditions. Due to its technical usage, mousses are NHS (not for highway service), using mousse with other brands of tires is not advised.
- Each Pirelli Mousse comes in a box with a tube of mounting gel.
- When installing or reinstalling a Pirelli Mousse, it must be lubricated using mounting gel.
- For off-highway use only.

	Pirelli Mousse Size	Tire Size	Rim Size	WPS #	List
Front	21 A/I	80/100-21; 90/100-21	1.6	871-0090	\$201.95
Rear	18 E/I	110/100-18, 120/100-18, 140/80-18	2.15-2.50	871-0091	238.95
	19 C/I	110/90-19; 120/80-19, 120/90-19	2.15-3.00	871-0092	213.95

STREET

V-TWIN

OFFROAD

ATV / UTV

TUBES / ACCESSORIES

TRAILER

TOOLS / REPAIR

PROMOTIONAL

REFERENCE

INDEX

STREET

V-TWIN

OFFROAD

ATV / UTV

TUBES / ACCESSORIES

TRAILER

TOOLS / REPAIR

PROMOTIONAL

REFERENCE

INDEX

VALVE STEMS



- Pop-in 412 series (.453") valve stem seals well in OEM and aftermarket rims
- Shorter for ATV applications



- Pop-in 413 series (.453") valve meets the same rigid standards required for OEM applications
- Designed to resist damage from ozone and premature rubber deterioration from valve hole compression, heat, cold and moisture

Description	WPS#	Sold	List
A Pop-in 412 series .453"	85-0447	4/pack	\$10.95
B Chrome .327"	85-0447B	50/pack	97.95
C Pop-in 413 series .453"	85-0448	4/pack	22.95
	85-0449B	50/pack	97.95
D Chrome .453"/.625"	85-0450	4/pack	29.95
E 90° .327"	85-0445	4/pack	31.95
90° .453"/.625"	85-0446	4/pack	31.95



- Threaded full 1-3/16" length for various rim thicknesses
- Fits .327" valve hole and equipped with O-ring seal



- Chrome plated sealing valve cap
- Grommets to fit either .453 or .625" valve holes



E • 90° valve stem style



BILLET ALUMINUM VALVE STEMS

- Billet aluminum valve stems to fit most OEM wheels, available in black or silver
- They attach securely to the rim with a lock nut so the valve stem cannot be bent or come out of the rim
- Sold in pairs as noted (90°, straight or combination), includes 2 valve stems, 2 lock nuts, o-rings, valve cores, and valve caps
- Replacement not required every time the tire is changed like rubber type stems
- Available in 2 different sizes (8.3mm and 11.3mm) to cover most of the popular sport bike aftermarket wheel brands



11.3 mm (.453") fits most OEM rims.
8.3 mm fits most Antera, Marvic, Marchesini, OZ Racing and Brembo rims.

Size	Color	WPS#	List
90°/90°			
11.3 mm	Silver	624-1104S	\$19.95
11.3 mm	Black	624-1104BK	19.95
8.3 mm	Silver	624-1105S	19.95
8.3 mm	Black	624-1105BK	19.95

Size	Color	WPS#	List
90°/STRAIGHT			
11.3 mm	Silver	624-1100S	\$19.95
11.3 mm	Black	624-1100BK	19.95
8.3 mm	Silver	624-1101S	19.95
8.3 mm	Black	624-1101BK	19.95

Size	Color	WPS#	List
STRAIGHT/STRAIGHT			
11.3 mm	Silver	624-1102S	\$19.95
11.3 mm	Black	624-1102BK	19.95
8.3 mm	Silver	624-1103S	19.95
8.3 mm	Black	624-1103BK	19.95

RIM STRIPS

- Protects from coming in contact with spoke nipples
- Helps guard against punctures
- Sold in packs of 10



Rim Size	Width	WPS#	List
10"	21mm	87-90461	\$1.75 10/pk
12"	22mm	87-90481	1.75 10/pk
14"	24mm	87-90501	1.75 10/pk
15"	24mm	87-90521	1.75 10/pk
16"	38mm	87-90541	1.75 10/pk
16" (side valve)		87-90542	1.75 10/pk
17"	21mm	87-90561	1.75 10/pk
18"	30mm	87-90581	1.75 10/pk
19"	24mm	87-90601	1.75 10/pk
21"	24mm	87-90621	1.75 10/pk



VALVE STEM CAPS

- Add some spice to your wheels
- Available in fun designs and colors
- Sold in pairs

Description	WPS#	List
A Black Dice	820-2500B	\$5.25
B Chrome Dice	820-2500C	5.25
C Gold Dice	820-2500G	5.95
D Blue Dice	820-2500BU	5.25
E Red Dice	820-2500R	5.25
F 8 Ball	820-2501	5.25
G Chrome Skull, for Metal Stem	820-2502	5.95
Chrome Skull, for Center Stem	820-2503	7.50
H Chrome Bullet	820-2504C	11.95
I Gold Bullet	820-2504G	15.95



Color	WPS#	List
Blue	87-9022	\$14.95

RIM LOCK SPACERS




- Takes the place of the stock lock washer on rim locks
- They spread the load evenly over the rim, preventing flattened and stress-cracked rims
- Looks factory, and comes with 8mm Honda-style flange nuts

TRACTION SCREWS



- Small aggressive head design for better bite
- Minimal weight increase for maximum traction advantage



Description	WPS#	List
TRACTION SCREWS		
250 pk 3/8"	18-3080	\$21.95
1000 pk. 3/8"	18-3090	77.95
250 pk 1/2"	18-3082	22.95
1000 pk. 1/2"	18-3092	80.95
250 pk. 5/8"	18-3083	26.95
1000 pk. 5/8"	18-3093	93.95
250 pk. 1"	18-3087	33.95
1000 pk. 1"	18-3097	110.95



STREET

V-TWIN

OFFROAD

ATV / UTV

TUBES / ACCESSORIES

TRAILER

TOOLS / REPAIR

PROMOTIONAL

REFERENCE

INDEX

RIM LOCK SPACERS

- Form fit provides a secure, tighter fit over stock set-up
- Made of aluminum
- Comes in pairs

Color	WPS#	List
Blue	634-8043B	\$5.45
Gold	634-8043G	5.45
Black	634-8043BK	5.45
Titanium	634-8043T	5.45
Red	634-8043R	5.45



RIM LOCK NUTS

- Threaded at the top only. Takes less time to remove or tighten
- Made of aluminum
- Comes in pairs

Color	WPS#	List
Blue	634-8044B	\$7.50
Gold	634-8044G	7.50
Black	634-8044BK	7.50
Titanium	634-8044T	7.50
Red	634-8044R	7.50



MUD GUARDS

- Keeps dirt and water out of your tire
- Available in black, blue, red and orange
- Comes in pairs

Color	WPS#	List
Black	634-8042BK	\$3.95
Blue	634-8042B	3.95
Red	634-8042R	3.95
Orange	634-8042O	3.95



AIR CAPS W/WRENCH

- Made of A6061 aluminum.
- Available in 6 beautiful anodized colors
- Comes in pairs

Color	WPS#	List
Silver	634-8040S	\$5.95
Blue	634-8040B	5.95
Gold	634-8040G	5.95
Black	634-8040BK	5.95
Titanium	634-8040T	5.95
Red	634-8040R	5.95



AIR CAPS

- Aluminum air valve cap
- Add some "bling" to your bike
- Comes in pairs

Color	WPS#	List
Blue	634-8041B	\$4.95
Gold	634-8041G	4.95
Black	634-8041BK	4.95
Titanium	634-8041T	4.95
Red	634-8041R	4.95





AIR VALVE BIG NUT

- Finger nut can replace standard tube nut
- Helpful tool for holding valve stem when changing or inflating tires

WPS#	List
634-8039	\$3.95

RIM LOCK & VALVE STEM CAP KIT



Anodized colored Kits include: Tower nuts, beveled rim washers, and valve caps

Color	WPS#	List
Black	868-051B	\$19.95
Blue	868-051D	19.95
Orange	868-051O	19.95
Red	868-051R	19.95

RIM LOCK & VALVE STEM SEALS

This kit effectively seals out dirt and moisture at the valve and rim stems with contoured grommets and aluminum rim-lock spacers & NBSP. One valve stem cap includes handy built-in valve stem remover tool & NBSP and includes two of each: M8 metal locking flange nuts, aluminum rim-lock spacers, rubber grommets and polished metal valve stem caps.



VALVE STEM SEAL AND CAPS

Durable rubber grommets are contoured to seal tightly around valve stems and seal out dirt and moisture which can cause friction, corrosion and flats. Set of four grommets and four black plastic valve stem caps.



Description	WPS#	List
Rim lock washers/nuts, valve stem grommets, and valve caps 2pk.	020-00129	\$9.95
Valve stem grommets and plastic caps 4pk.	020-00128	4.99

STREET

V-TWIN

OFFROAD

ATV / UTV

TUBES / ACCESSORIES

TRAILER

TOOLS / REPAIR

PROMOTIONAL

REFERENCE

INDEX



LITELOC™ RIM LOCK WITH ALUMINUM NUT & BEVELED WASHER

- One piece molded design made from proprietary high-strength nylon composite
- Super light and impact resistant
- Includes the new Motion Pro aluminum LiteLoc™ rim locknut and beveled washer
- 2.15 weighs only 68 grams (2.4 oz), 1.60 weighs only 35 grams (1.2 oz)
- Unique contoured shape protects inner tube from abrasion and reduces heat
- Unique angled and tapered ribs lock tire securely to rim
- Our testing shows these rim locks are 10 to 20 percent stronger and more impact resistant than cast aluminum rim lock, and only half the weight
- Recommended for use on all off-road motorcycles and any application using low tire pressure
- Patent pending



Rim Size	WPS#	List
2.15 Rim lock w/silver nut & washer	87-10060	\$14.99
1.85 Rim lock w/silver nut & washer	87-10059	14.99
1.60 Rim lock w/silver nut & washer	87-10058	13.99
Silver Nut and Washer (12mm)	87-10022	10.99
Black Nut and Washer (13mm)	87-10075	15.99
Rim lock damper	87-10076	1.99



ALLOY RIM LOCKS

- High quality die cast aluminum body
- Molded rubber covers surface to protect inner tube
- Lightweight

Tire Size	Rim Size	WPS#	List
80/90-90/90	1.60	87-9009	\$7.50
100/90	1.85	87-9010	7.50
110/90	2.15	87-9011	8.99
120/90-130/80	2.50	87-9017	8.99



RIM LOCKS

- New style has heavy duty metal base
- Covered with strong rubber
- Eliminates tube pinching and casing damage
- Sold each

Tire Size	Rim Size	WPS#	List
2.50/3.00	1.60	87-9002	\$4.95
3.25/3.50	1.85	87-9004	4.95
4.00/4.50	2.15	87-9006	4.95
5.00/5.10	2.75	87-9008	5.95



SPOKED WHEEL WEIGHTS

- Weights are made from quality zinc
- Non-lead compliant
- Sold in packs of 10

Description	WPS#	List
1/4 oz	232-7091	\$2.50 ea
1/2 oz	232-7092	3.25 ea
3/4 oz	232-7093	3.95 ea
1 oz	232-7094	4.50 ea



WHEEL WEIGHTS

- Perfect size for use on motorcycles
- Applies to cast aluminum and spoke wheels
- Adhesive backing holds weight securely
- Will not come off in extreme conditions
- 6 Strips of 12, 1/4 oz. weights per card = 72 pieces
- 90oz. box contains 30 strips with 12 segments per strip

Description	Color	WPS#	List
1/4 oz Steel	Silver	57-80454	\$4.50
1/4 oz Steel 90oz. box	Silver	57-80452	22.99
1/4 oz Steel	Black	57-80455	4.50
1/4 oz Steel 90oz. box	Black	57-80453	22.99
1/4 oz Steel	Nickel	57-80498	9.50
1/4 oz Steel 90oz. box	Nickel	57-80484	46.99
1/8 oz Steel 144pcs.	Silver	57-80552	5.25
1/8 oz Steel 144pcs.	Black	57-80553	5.25





SPIN TRUE WHEEL WEIGHTS

Description	WPS#	List
60 PC Kit Large Nipples	191-40001	\$365.95
60 PC Kit Small Nipples	191-40002	365.95
6 Piece Kit Large Nipples	191-40003	34.95
6 Piece Kit Small Nipples	191-40004	34.95
.25 Oz Weight Refill 10 Pk Small	191-40005	51.95
.25 Oz Weight Refill 10 Pk Large	191-40006	51.95
.50 Oz Weight Refill 10 Pk Small	191-40007	51.95
.50 Oz Weight Refill 10 Pk Large	191-40008	51.95
.75 Oz Weight Refill 10 Pk Small	191-40009	51.95
.75 Oz Weight Refill 10 Pk Large	191-40010	51.95
1 Oz Weight Refill 10 Pk Small	191-40011	58.95
1 Oz Weight Refill 10 Pk Large	191-40012	58.95
1.25 Oz Weight Refill 10 Pk Small	191-40013	61.95
1.25 Oz Weight Refill 10 Pk Large	191-40014	61.95
1.5 Oz Weight Refill 10 Pk Small	191-40015	68.95
1.5 Oz Weight Refill 10 Pk Large	191-40016	68.95
Wheel Weight Screws 240 Pk	191-40017	53.95
Wheel Weight Screws 120 Pk	191-40018	26.95
Wheel Weight Screws 40 Pk	191-40019	8.95

- CNC Machined, Chrome Plated Stainless Steel
- Lead Free
- 6-Different Weights to Choose From
- .25oz, .5oz, .75oz, 1oz, 1.25oz and 1.5oz (10 of each size in kits)
- Symmetrical Halves Lock Onto the Nipple
- Fits 0.250" to 0.300" Nipple Diameters (SMALL)
- Fits 0.300" to 0.350" Nipple Diameters (LARGE)



191-40005



191-40007



191-40009



191-40015

STREET

V-TWIN

OFFROAD

ATV / UTV

TUBES / ACCESSORIES

TRAILER

TOOLS / REPAIR

PROMOTIONAL

REFERENCE

INDEX



BLUETOOTH® TIRE PRESSURE MONITORING SYSTEM

The BLU TPMS (Tire Pressure Monitoring System) constantly monitors your motorcycle, trike, UTV, Pre-2007 or classic car, truck, trailer or RV tire pressure and temperature and warns you of danger.

- Offers both external (replaces your existing air valve stem cap) or internal (in the wheel) O.E.M. quality Low Energy Bluetooth connected sensors (BLE)
- Uses the latest BLE technology for maximum battery life
- Monitors pressure and temperature and sends this information to your IOS or Android mobile device via a free downloadable App
- If a low tire is detected, the sensors send a signal to the App and you receive a warning notification on your screen and an audible alarm (the alarm even tells you which tire is low)
- Pressure warning levels are easily set by the user from 1 PSI to over 100 PSI
- The App also lets you monitor up to 99 different vehicles and allows you to choose the type of vehicle the sensors are installed on, no additional equipment is required, just the sensors and your mobile device
- External caps include a secure locking device to keep the sensors from being stolen
- Systems are available in 2 wheel (motorcycle/trailer), 3 wheel (trikes, Can Am, etc.) and also 4 wheel kits (ATV/UTV, trailers/toy haulers)



Description	WPS#	List
2 tire external sensor	71-9160	\$83.95
2 tire internal sensor	71-9162	89.95
3 tire external sensor	71-9163	122.95
3 tire internal sensor	71-9164	132.95
4 tire external sensor	71-9165	163.95
4 tire internal sensor	71-9166	169.95

BIG BIKE PARTS®

TIRE PRESSURE MONITORING SYSTEM

- Features a large LCD display screen mounted on a slim 2 7/16" x 2 5/8" x 3/4" monitor
- Monitor features a quick release mounting system
- Includes 1/3 oz. anti-theft sensors that feature the latest TPMS sensor technology available
- Kit also includes monitor mounts to fit 7/8", 1" and 1 1/8" handlebars, can also be mounted to the clutch or brake control perch
- The monitor and sensors feature timed automatic shut off for extended battery life



WPS#	List
94-13318	\$239.95

STREET
V-TWIN
OFFROAD
ATV / UTV
TUBES / ACCESSORIES
TRAILER
TOOLS / REPAIR
PROMOTIONAL
REFERENCE
INDEX



KNOBBY KNIFE

Knobby Knife is a powerful, 100-watt heating tool that maintains over 500 degrees heat while cutting rubber. With its patent pending blade made of high quality tool steel you will be able to quickly and easily sharpen the tread on your worn tires saving you time and money.



- Regains lost gripping performance on used tires
- Sharpens knobbies quickly and easily
- Provide 3-5 times more life to your tire
- Saves you time and money by not buying/replacing your tires as often



WPS#	List
57-0099	\$64.95



KNOBBY CUTTING TOOL

New Traction on Worn Tires!

This lightweight handy tool cuts new edges into your dull worn out knobby tires. Refresh your front or rear tire before putting a new tire on. Extends the life of your tire and gives you new traction for every ride. Tread Doctor uses a specially designed heated carbide cutting blade to trim your knobby tire. It is easy to do yourself, just plug in and start cutting. With a little practice you can cut the minimal amount of rubber off each time to get a new edge. It's like riding with a new tire every time! Get More Traction for Every Ride!

- Tread Doctor™ easily pays for itself by extending tire life and giving you improved traction.
- Heated Carbide Cutting Tool for any Knobby Tire.
- Use for Motocross, Trail, Enduro, Dual Purpose, Racing and ATV/UTV.
- 100 Watt 120Volt 50/60hz heated cutting tool.



“SNIPER KIT”

The ultimate tire cutting kit. Now you can sharpen your knobby's and groove your tires for custom tread patterns all with one tool. This kit includes a Tire Sniping cutting head, 10 replacement blades and our specially designed heated carbide cutting blade used on the original Tread Doctor™

Description	WPS#	List
Tread Doctor	57-0090	\$59.95
Tread Doctor Sniper	57-0091	79.95

With the Tread Doctor Sniper Kit you can sharpen your knobby's with the cutting blade and then change heads to snipe your tire for the ultimate custom traction knobby design.

STREET

V-TWIN

OFFROAD

ATV / UTV

TUBES / ACCESSORIES

TRAILER

TOOLS / REPAIR

PROMOTIONAL

REFERENCE

INDEX



TIRE REPAIR



A



B



C



D



E



G



H



I



F



K



L



M



N



J



O



P



Q



R

Description

WPS#

List

Description

WPS#

List

TIRE REPAIR ACCESSORIES

TIRE REPAIR ACCESSORIES (CONT'D...)

A	Foot Pump	85-2063	\$14.95
B	0-99 psi Digital Gauge	85-1038	12.95
C	1-20 psi Low Pressure Gauge	85-1010	4.50
D	10-50 psi Pencil Gauge (Color Anodized)	85-1012	3.95
E	1-20 psi Dial Gauge w/Bleed Valve	85-1037	8.95
F	5-60 psi Dial Gauge w/Bleed Valve Chrome	85-1036	9.95
G	Reamer Plugger Kit (Screwdriver Type For Softer, Thinner Tires)	85-1032	6.95
H	Reamer Plugger Kit (T-Handle Type Steel Belted Tires)	85-1034	9.95
I	22pc Tire Tackle w/Box	85-1043	12.95

J	9pc Tire Tackle T-Handle w/Box	85-1045	8.95
K	Rubber Patch Kit	85-1022	2.95
L	Classic Rubber Repair Patch Kit	85-4060	4.95
M	5pc Plug Pack	85-1031	2.95
N	30pc Plug Pack	85-1041	8.95
O	6pc Skabs Pre-Glued Patches	85-2023	2.95
P	Tire Marker White	85-1046	1.95
Q	4pc Valve Cores Short	85-1047	2.95
R	2pc Tubeless Valves 1 1/4" Tr 413 45	85-1042	3.25



REPAIR AND INFLATION KITS

- Three kits to choose from; basic to premium
- Comes in a clear clamshell box to display
- Everything a rider needs to do roadside repairs

ECONOMY KIT

Tire plugs, tire reamer, plug installation tool, 12 inch extension hose, Microflate inflator, and three 16g cartridges.

WPS#	List
85-6160	\$31.95



AIR CHUCK ELITE

Air Chuck Elite uses push to inflate technology that allows for rapid tire inflation and it's the lightest CO2 inflator on the market! Backed with a lifetime warranty. Works with both Presta and Schrader valves

WPS#	List
85-6171	\$24.95



ATV KIT

Tire plugs, tire reamer, plug installation tool, 12 inch extension hose, Ultraflate Plus inflator, and three 16g cartridges.

WPS#	List
85-6162	\$41.95



Description	WPS#	List
CARTRIDGES		
16 gram non-threaded 2pk	85-6167	\$7.95
16 gram non-threaded 6pk	85-6189	15.95
16 gram non-threaded 20pk w/Display	85-1048	75.95
16 gram threaded 2pk	85-6178	9.50
16 gram threaded 6pk	85-6179	21.95

Description	WPS#	List
CARTRIDGES (cont'd...)		
16 gram threaded 20pk w/Display	85-1049	89.95
20 gram threaded 2pk	85-6174	11.95
20 gram threaded 20pk w/Display	85-1040	69.95
25 gram threaded 15pk w/Display	85-1051	126.95

STREET

V-TWIN

OFFROAD

ATV / UTV

TUBES / ACCESSORIES

TRAILER

TOOLS / REPAIR

PROMOTIONAL

REFERENCE

INDEX



SUPER DUTY AND ORIGINAL FORMULA

- Super duty slime seals punctures up to ¼”
- Prevents corrosion of the tire and rim
- Fine tunes balance of all tires
- SLIME is formulated to last as long as the life of your tire
- Will not freeze down to -35°, dry-out or ball-up inside the tire

Or simply use this formula

Under 45 mph: Tread Width (inches) x Height (inches) x .13 = _____oz Example 8 x 22 x .13 = 23 oz.
 Over 45 mph: Tread Width (inches) x Height (inches) x .13) / 2 = _____oz Example (8 x 22 x .13) / 2 = 12 oz.

Description	WPS#	List
SUPER DUTY FOR TUBELESS TIRES		
8 oz - 6/case	85-2019	\$6.95 ea
16 oz - 6/case	85-2017	9.95 ea
24 oz - 6/case	85-2034	10.95 ea
32 oz - 6/case	85-2033	13.95 ea
1 gal - 2/case	85-2018	35.95 ea
5 gal keg	85-2020	169.95

Description	WPS#	List
ORIGINAL FORMULA FOR TUBE TYPE TIRES		
8 oz - 6/case	85-2008	\$6.95 ea
16 oz - 6/case	85-2016	9.95 ea
ACCESSORIES		
Pump for 5 gal bucket	85-2028	\$41.95
32oz Bead SealantI - 6/case	85-1044	19.95



TIRE INFLATOR

- The world's most versatile, compact 300psi 12 volt air compressor
- Adapts to any 12 volt power
- Fuse protected power connector
- Rugged case included
- 10-50psi tire gauge included



Description	WPS #	List
Tire Inflator with 16oz Slime	85-2035	\$39.95
Tire Inflator only	85-2037	36.95

SMART SPAIR TIRE REPAIR KIT

- 12 volt 300 PSI Compressor
- 16oz. Super Duty Slime
- Adapters
- Valve Core Removal Tool
- Durable Vinyl Case



Description	WPS #	List
Smart Spair 5/case	85-2036	\$29.95

2X TIRE INFLATOR

- 2 cylinders for maximum power
- 30' total reach
- Tire inflation time: 2 min
- Alligator clips power adapter
- In-line dial gauge, bright LED light
- Heavy-duty rigid case
- Direct-drive motor
- Thermal break feature to prevent overheating

WPS#	List
85-2038	\$99.95



STREET
V-TWIN
OFFROAD
ATV / UTV
TUBES / ACCESSORIES
TRAILER
TOOLS / REPAIR
PROMOTIONAL
REFERENCE
INDEX



TPS TIRE BALANCER AND SEALANT

- Ride-On TPS (Tire Protection System) is a tire balancer and sealant compound for tube or tubeless tires that evenly coats the inner surface of your tires
- Eliminates the need wheel weights, specially formulated to hydro-dynamically balance high speed tires, dampen road noise and vibrations that cause a rough ride
- If the tire is punctured in the contact patch, the centrifugal force of the rotating tire and the internal air pressure force Ride-On into the hole, sealing it instantly
- Ride-On is a Green biodegradable product that is designed to be non-hazardous and non-flammable, and

contains corrosion inhibitors that protect all alloys of steel, aluminum, magnesium and yellow metals against oxidation

- Note: Refer to Dosage table/calculator to find the amount needed for each tire
- Ride-On TPS will act as a balancer and will result in erroneous readings from a dynamic spin balancer
- Available in motorcycle and ATV formulas, simply squeeze/pump the fluid into the tires and you are set to go, refer to dosage table below to find the amount needed for each tire



RIDE-ON DOSAGE (all measurements in inches):
 High speed street tires: Diameter x Width x .055 = ounces of Ride-On
 Off road tires: Diameter x Width x .075 = ounces of Ride-On
 ATV tires: Diameter x Width x .087



Description	WPS#	List
MOTORCYCLE FORMULA		
8 oz 12/case	85-4200	\$14.95 ea
5 gallon pail	85-4201	619.95 ea
ATV FORMULA		
32 oz 12/case	85-4205	\$17.95 ea
5 gallon pail	85-4206	399.95 ea
Pump for 5 gallon pail	85-4202	175.95

IMPORTANT NOTE: After installing Ride-On TPS Motorcycle Formula sealant into the tires, a slight vibration may be noticed until the sealant has warmed up and distributed evenly in the tires. This process usually takes 2 to 5 miles. DO NOT attempt to rebalance tires after the installation of Ride-On TPS Motorcycle Formula. Ride-On TPS is a balancing compound



STREET

V-TWIN

OFFROAD

ATV / UTV

TUBES / ACCESSORIES

TRAILER

TOOLS / REPAIR

PROMOTIONAL

REFERENCE

INDEX



LED SMART CAPS

- Ride-On LED Smart Caps are the easiest TPMS (Tire Pressure Monitoring System) to install on your tire valve stems
- The LED Smart Caps automatically calibrate to the pressure in the tire and sets itself when the cap are installed
- TPMS caps can be used with pressures from 10 psi to 70 psi
- Automatically compensates for ambient temperature changes to avoid false alarms
- Comes with integrated anti-theft device
- Ride-On TPMS LED Smart Caps blink red to alert of low pressure for up to 750 hours
- Low battery alarm - the LED Smart Caps will blink yellow for up to 100 hours to alert you that the batteries are running low
- Uses standard watch batteries
- Bright blinking LED light that is visible in daylight and night time



Description	WPS#	List
LED Smart Caps/pr	85-4210	\$39.95
Repl. anti-theft wrench	85-4211	1.25

The purchase of Ride-On LED Smart Caps entitles you to a free 1 year membership to Ride-On's exclusive road side assistance program (Online registration required at <http://www.ride-on.com/led-smart-cap-roadside-assistance.html>)

TUBES / ACCESSORIES

TIRE PENZ TIRE PEN KIT

The Tire Penz, Pen Kit is all you need to get the freshest looking tires on the road. Specially formulated, high quality, stick-to-rubber paint, will give your tires a unique look that will "WOW" onlookers. Tire Penz can be used on both sidewall and inner tread! Our UV protective paint ensures that your colors will remain vibrant against tough weather and the harshest elements on the road.

Available in solid and reflective colors.

Kit Includes:

- 1x Tire Penz Paint Pen
- 1x Wire Bristle Brush



Color	Pen-Only	List	Standard	List	Reflective	List
Blue	85-4301BL	\$9.95	85-4300BL	\$13.95	85-4300BL-R	\$14.95
Green	85-4301GR	9.95	85-4300GR	13.95	85-4300GR-R	14.95
Orange	85-4301OR	9.95	85-4300OR	13.95	85-4300OR-R	14.95
Pink	85-4301PK	9.95	85-4300PK	13.95	85-4300PK-R	14.95
Purple	85-4301PU	9.95	85-4300PU	13.95	85-4300PU-R	14.95
Red	85-4301R	9.95	85-4300R	13.95	85-4300R-R	14.95
Silver	85-4301S	9.95	85-4300S	13.95	85-4300S-R	14.95
White	85-4301W	9.95	85-4300W	13.95	85-4300W-R	14.95
Yellow	85-4301Y	9.95	85-4300Y	13.95	85-4300Y-R	14.95



Red

Yellow

DEALER PACK		
25-pc W/POP-Box	85-4300	\$324.95

TRAILER

TOOLS / REPAIR

PROMOTIONAL

REFERENCE

INDEX



TIRE PENS

Color	WPS#	List
White	623-0625W	\$9.95
Yellow	623-0625Y	9.95
Silver	623-0625S	9.95
Red	623-0625R	9.95



WHEEL STRIPE KITS



Yellow



- 7mm Wide x 6 Meters
- Long enough to do both sides of both wheels
- Reflective material for added safety

Color	WPS#	List
White	623-0615W	\$19.95
Yellow	623-0615Y	19.95
Orange	623-0615OR	19.95
Red	623-0615R	19.95
Blue	623-0615B	19.95
Green	623-0615G	19.95
Black	623-0615BK	19.95
Flo. Yello	623-0615FY	19.95
Flo. Orange	623-0615FO	19.95
Flo. Green	623-0615FG	19.95

STREET

V-TWIN

OFFROAD

ATV / UTV

TUBES / ACCESSORIES

TRAILER

TOOLS / REPAIR

PROMOTIONAL

REFERENCE

INDEX



SLINGSHOT TIRE WARMERS

- Help prevent cold tire crashes and excessive heat cycling with DMP Tire Warmers
- Quick cycling DMP tire warmers bring tires up to operating temperature in 20-30 minutes
- Thermally insulated blankets have self adjusting elasticized sides for easy application and removal
- Low power draw of 1100W will run out most generators and outlets
- Digital tire warmers have an easy to read digital display on a piggyback style thermostat and adjust in one degree increments

Front	Rear	WPS#	List
NON-ADJUSTABLE 170°			
110/120	170/180	60-1000	\$299.99
110/120	190/195	60-1001	299.99
DIGITAL			
110/120	170/180	60-1030	\$399.99
110/120	190/195	60-1031	399.99



TIRE WARMERS



- Heavy duty fabric with a heat sensitive liner for better heat retention
- 1 degree incremental adjustment from 104° to 211° fahrenheit
- Digital thermostatically controlled
- 110 volt, 450 watt front, 550 watt rear
- Fits 120/60-120/70-17 front and 180/55-190/50/55-17 rear tires
- Used by the Corona Honda Racing Team

Color	WPS#	List
Black	610-3110BK	\$459.95 pr
Blue	610-3110BU	459.95 pr
Red	610-3110R	459.95 pr
Yellow	610-3110Y	459.95 pr

All warranties will be handled by PowerStands, call 909-394-3013



TRAILER TIRE AND STEEL WHEEL ASSEMBLIES

ALLIED WHEEL COMPONENTS

- Ready to run white steel wheel/tire assemblies
- Wheels available in standard and 8 spoke design (depending on size)
- All wheels use standard conical/tapered lug nuts
- Tire tread design may vary slightly depending on size
- Verify proper air pressure prior to use

Tire size	Tire Type	Load/Ply	Rim Size	Bolt Pattern	Rim type	WPS#	List
4.80-8	Bias	C/6 ply	8 X 3.75	4 on 4	Standard	58-8151	\$54.95
4.80-8	Bias	C/6 ply	8 X 3.75	5 on 4.5	Standard	58-8150	54.95
5.70-8	Bias	B/4 ply	8 X 5.375	4 on 4	Standard	58-8153	70.95
5.70-8	Bias	B/4 ply	8 X 5.375	5 on 4.5	Standard	58-8152	70.95
18.5 X 8.5-8	Bias	B/4 ply	8 X 7	4 on 4	Standard	58-8155	95.95
18.5 X 8.5-8	Bias	B/4 ply	8 X 7	5 on 4.5	Standard	58-8154	95.95
20.5 X 8-10	Bias	C/6 ply	10 X 6	4 on 4	Standard	58-8157	119.95
20.5 X 8-10	Bias	C/6 ply	10 X 6	5 on 4.5	Standard	58-8156	121.95
4.80-12	Bias	C/6 ply	12 X 4	4 on 4	8 Spoke	58-8161	79.95
4.80-12	Bias	C/6 ply	12 X 4	5 on 4.5	8 Spoke	58-8160	79.95
5.30-12	Bias	C/6 ply	12 X 4	4 on 4	8 Spoke	58-8163	88.95
5.30-12	Bias	C/6 ply	12 X 4	5 on 4.5	8 Spoke	58-8162	88.95
B78-13 (175/80-13)	Bias	C/6 ply	13 X 4.5	4 on 4	8 Spoke	58-8165	106.95
B78-13 (175/80-13)	Bias	C/6 ply	13 X 4.5	5 on 4.5	8 Spoke	58-8164	106.95
F78-14 (205/75-14)	Bias	C/6 ply	14 X 6.5	5 on 4.5	8 Spoke	58-8166	131.95
F78-15 (205/75-15)	Bias	C/6 ply	15 X 5	5 on 4.5	8 Spoke	58-8167	135.95
H78-15 (225/75-15)	Bias	D/8 ply	15 X 6	5 on 4.5	8 Spoke	58-8168	171.95
H78-15 (225/75-15)	Bias	D/8 ply	15 X 6	6 on 5.5	8 Spoke	58-8169	171.95
175/80R13	Radial	C/6 ply	13 X 4.5	5 on 4.5	8 Spoke	58-8171	124.95
205/75R14	Radial	C/6 ply	14 X 6	5 on 4.5	8 Spoke	58-8172	153.95
215/75R14	Radial	C/6 ply	14 X 6	5 on 4.5	8 Spoke	58-8173	168.95
205/75R15	Radial	C/6 ply	15 X 5	5 on 4.5	8 Spoke	58-8174	157.95
225-75R15	Radial	E/10 ply	15 X 6	6 on 5.5	8 Spoke	58-8176	198.95



TRAILER TIRES

- For light to medium duty trailers
- Available in bias and radial ply construction
- Verify load range needed prior to ordering
- Tread design may vary slightly depending on size



A B C D

	Size	Load/Ply	Brand	WPS#	List
BIAS PLY					
A	4.80-8	C/6 ply	Treadstar	58-8100	\$31.95
A	5.70-8	B/4 ply	Treadstar	58-8101	45.95
A	5.70-8	D/8 ply	Treadstar	58-8102	54.95
B	18.5X8.5-8	C/6 ply	Treadstar	58-8103	67.95
B	20.5X8-10	C/6 ply	Treadstar	58-8104	80.95
A	4.80-12	B/4 ply	Treadstar	58-8105	43.95
A	4.80-12	C/6 ply	Treadstar	58-8106	49.95
A	5.30-12	C/6 ply	Treadstar	58-8107	58.95
C	B78-13 (175/80-13)	C/6 ply	Treadstar	58-8108	71.95
C	F78-14 (205/75-14)	C/6 ply	Treadstar	58-8109	86.95
C	F78-15 (205/75-15)	C/6 ply	Treadstar	58-8110	92.95
C	H78-15 (225/75-15)	D/8 ply	Treadstar	58-8111	122.95

	Size	Load/Ply	Brand	WPS#	List
RADIAL					
D	175/80R13	C/6 ply	Super Trail	58-8120	\$89.95
D	205/75R14	C/6 ply	Super Trail	58-8121	107.95
D	215/75R14	C/6 ply	Super Trail	58-8124	123.95
D	205/75R15	C/6 ply	Super Trail	58-8122	115.95
D	205/75R15	D/8 ply	Super Trail	58-8123	132.95
D	225/75R15	E/10 ply	Super Trail	58-8125	149.95



ALLIED WHEEL COMPONENTS

STEEL TRAILER WHEELS

Standard



8 Spoke



850 Series



870 Series



Mamba



- White steel wheels available in standard and 8 spoke design (depending on size)
- All wheels use standard conical/tapered lug nuts
- Includes valve stem

Size	Bolt Pattern	Load Capacity/ lbs	WPS#	List
STANDARD				
8" X 3.75"	4 on 4	900	58-8021	\$20.95
8" X 3.75"	5 on 4.5	900	58-8020	20.95
8" X 5.375"	4 on 4	900	58-8023	21.95
8" X 5.375"	5 on 4.5	900	58-8022	21.95
8" X 7"	4 on 4	900	58-8025	23.95
8" X 7"	5 on 4.5	900	58-8024	23.95
10" X 6"	4 on 4	1330	58-8027	39.95
10" X 6"	5 on 4.5	1330	58-8026	39.95
8 SPOKE				
12" X 4"	4 on 4	1045	58-8001	\$22.95
12" X 4"	5 on 4.5	1045	58-8000	22.95
13" X 4.5"	4 on 4	1660	58-8003	28.95
13" X 4.5"	5 on 4.5	1660	58-8002	28.95
14" X 6"	5 on 4.5	1870	58-8004	38.95
15" X 5"	5 on 4.5	1870	58-8005	35.95
15" X 6"	5 on 4.5	2600	58-8006	42.95
15" X 6"	6 on 5.5	2600	58-8007	42.95

ALUMINUM TRAILER WHEELS

- High quality aluminum wheels in 3 designs
- Center cap included, accommodates "Bearing Buddy" style lubrication systems
- All wheels use standard conical/tapered lug nuts

Size	Bolt Pattern	Load Capacity/ lbs	WPS#	List	REP Cap #	List
850 SERIES						
13" X 4.5"	5 on 4.5	1660	58-8040	\$105.95	58-8090	\$21.95
14" X 5.5"	5 on 4.5	1900	58-8041	111.95	58-8090	21.95
15" X 5"	5 on 4.5	2150	58-8042	120.95	58-8090	21.95
15" X 6"	6 on 5.5	2830	58-8043	124.95	58-8091	23.95
870 SERIES						
12" X 4"	4 on 4	1520	58-8051	\$84.95	58-8092	\$9.95
12" X 4"	5 on 4.5	1520	58-8050	84.95	58-8093	12.95
13" X 5"	5 on 4.5	1660	58-8052	105.95	58-8093	12.95
14" X 6"	5 on 4.5	1870	58-8053	109.95	58-8093	12.95
15" X 5"	5 on 4.5	1870	58-8054	117.95	58-8093	12.95
15" X 5"	6 on 5.5	1870	58-8055	122.95	58-8093	12.95
15" X 6"	6 on 5.5	2150	58-8056	122.95	58-8094	13.95
MAMBA						
13" X 4.5"	5 on 4.5	1660	58-8062	\$105.95	58-8096	\$12.95
15" X 5.5"	5 on 4.5	2150	58-8060	120.95	58-8096	12.95
15" X 6"	6 on 5.5	2830	58-8061	124.95	58-8097	13.95

STREET

V-TWIN

OFFROAD

ATV / UTV

TUBES / ACCESSORIES

TRAILER

TOOLS / REPAIR

PROMOTIONAL

REFERENCE

INDEX



STREET

V-TWIN

OFFROAD

ATV / UTV

TUBES / ACCESSORIES

TRAILER

TOOLS / REPAIR

PROMOTIONAL

REFERENCE

INDEX

COMBO AXLE WRENCHES

Off-road motorcycle axles range from 22mm to 32mm. Ordinary wrenches are simply too large and heavy to carry with you, so we developed updated combo wrenches to handle most make and model combinations. One has 22mm and 27mm, while the other combines 22mm and 32mm. Both include 14mm for the OEM spark plug sockets. Wrenches are forged - not stamped - for extra strength and sport a polished chrome finish to give your fanny pack a little bling.



Description	WPS#	List
14mmX22mmX27mm	57-0018	\$14.95
14mmX22mmX32mm	57-0019	14.95

AXLE HEX ADAPTER 19MM X 22MM

An increasing number of motorcycle axles have an inverted hex ("socket head") on one side, which must be held in place to loosen the axle nut. Since hex wrenches of this size are not easily available, CruzTOOLS developed the Axle Hex Adapter with 19mm and 22mm hex sizes separated by an "E" clip. Measuring only 1 inch (25mm) long, one simply needs to use a standard socket or adjustable wrench in conjunction with the axle hex adapter. The adapter is forged using heat-treated carbon steel with a gold anodized finish.



WPS#	List
57-0017	\$9.95

T-6 HEX AXLE TOOL

- For hex axle removal on many late model sportbike applications
- Four metric hex sizes: 17, 19, 22, and 24mm
- 3/8" square drive on both ends
- 7075 T-6 aluminum construction

	WPS#	List
T-6 Aluminum	57-0355	\$21.99
Chromoly	57-0397	17.99



T-6



Chromoly



PRO SPOON TIRE IRON WITH WRENCH

- One end fits the axle nut, the other end is a tire tool.
- Made of heat treated steel
- Perfect trail pack tool



Description	WPS#	List
17mm	634-8013	\$26.95
19mm	634-8014	26.95
22mm	634-8017	26.95
24mm	634-8018	26.95
27mm	634-8019	26.95
32mm	634-8020	26.95

BEAD HOLDER

- Keeps the tire bead down during the tire change.
- Hooks over the spoke and pushes down on the bead for easy tire installation.



WPS#	List
634-8015	\$18.95

AIR VALVE CORE DRIVER

- Valve core remover designed for quick operation
- Remover tip is made of chrome molybdenum steel for durability
- Aluminum knurled grip



WPS#	List
634-8021	\$3.45

PRO SPOON TIRE IRON

- Designed for all types of tire changing needs
- The bend of the lever and wide spoon area is designed for quick and easy tire removal
- The durable rubber grip provides better grip
- Available in 2 different lengths



Description	WPS#	List
260mm (10.4")	634-8022	\$15.95
230mm (9.2")	634-8023	15.95

TIRE BEAD CREAM

- Compact bead cream fits any tool box
- Comes in a compact plastic case (Net : 40 g)
- Includes application sponge

WPS#	List
634-8024	\$5.45



AIR VALVE PULLER

- Easy to pull the air valve stem through the hole on the rim.
- Useful during tire changes and flat repairs.
- Air valve puller head may also be used for air valve core removal



WPS#	List
634-8016	\$7.95

STREET

V-TWIN

OFFROAD

ATV / UTV

TUBES / ACCESSORIES

TRAILER

TOOLS / REPAIR

PROMOTIONAL

REFERENCE

INDEX



COMBO AXLE WRENCH/TIRE TOOL ³/₈" BREAKER BAR

- Made from 7075 T-6 aluminum
- Lightweight, perfect for any fanny pack
- ³/₈" drive adapter converts axle wrench into breaker bar


Description	WPS#	List
12/13mm	57-0284	\$20.99
22mm	57-0286	20.99
24mm	57-0287	20.99
27mm	57-0288	20.99
32mm	57-0289	20.99
COMBO LEVER SETS		
22mm-12/13mm	57-8539	\$39.99
24mm-12/13mm	57-8540	39.99
27mm-12/13mm	57-8541	39.99
32mm-12/13mm	57-8542	39.99
32mm-12/13mm w/ 22/27mm adapter	57-8589	54.99
32mm to 27mm/17mm adapter	57-8640	14.99
24mm 3/8" Drive Adapter	57-0326	19.99
27mm 3/8" Drive Adapter	57-0327	19.99
32mm 3/8" Drive Adapter	57-0370	19.99



STREET
V-TWIN
OFFROAD
ATV / UTV
TUBES / ACCESSORIES
TRAILER
TOOLS / REPAIR
PROMOTIONAL
REFERENCE
INDEX

AXIS TRUING-BALANCE STAND

- Precision built tool for building, truing, and balancing wheels
- Innovative single sided design allows easy access to spokes and nipples
- High quality bearings allow precise wheel balancing
- 15 mm axle fits most modern street and dirt bikes and many mini bikes. Optional 12 mm axle available separately for mini bikes.
- Quick release lock on outer cone is easy to operate and holds wheel securely
- Adjustable pointer for truing wheels
- Simple folding design for easy storage when not in use
- Can be used with dial indicators (not included)
- Durable powder coat finish



Description	WPS#	List
Truing Stand	57-8538	\$109.99





RIM SHIELD

- Protects rim from damage from tire levers during tire changes
- Dual raised beads facilitate inserting tire lever under tire bead and prevents tire lever from slipping
- Durable nylon construction won't mar wheels
- Hand holds make it easy to insert and remove
- Long apron protects hands and spokes
- Patent pending

WPS#	List
57-8546	\$14.99

RIM PROTECTOR

- Protects your wheel from scratches and dings caused by tire changing tools
- Retrieval cords are included for easy use

WPS#	List
57-0357	\$7.99



BEAD POPPER

- Designed for breaking the bead on street and off-road motorcycle tires
- Compact and lightweight (only 3.7 oz.) stores easily in your emergency tool pack or tool box
- Can be used with the wheel on or off the motorcycle
- Will not scratch the wheel
- Easier and more convenient than press or lever tools
- Made of a durable high-impact plastic
- Not for use on ATV tires
- Made in the USA



WPS#	List
57-8439	\$17.99



WHEEL TRUING STAND

- TS-7M is constructed from heavy gauge steel
- Allows for extremely accurate and reliable wheel truing at an economical price
- For wheels up to 180mm wide and 740mm in diameter
- Uses axle



Description	WPS#	List
Truing Stand	57-00730	\$123.95
Axle Adaptor	57-00734	63.95



STREET

V-TWIN

OFFROAD

ATV / UTV

TUBES / ACCESSORIES

TRAILER

TOOLS / REPAIR

PROMOTIONAL

REFERENCE

INDEX



STREET

V-TWIN

OFFROAD

ATV / UTV

TUBES / ACCESSORIES

TRAILER

TOOLS / REPAIR

PROMOTIONAL

REFERENCE

INDEX

GYRO STAND

- One stand works for truing, balancing wheels and checking bearing's.
- Durable frame provides stability for accurate wheel truing and balancing.
- Accepts rim widths up to 5.0 inches, rim sizes up to 23 inches.
- Foldable design saves space.
- Use on wheels with bearing inner diameter of more than 15mm
- **Optional shaft set is required for bearing diameters less than 15 mm.**



Description	WPS#	List
Gyro Stand	634-8010	\$127.95

OPTIONAL 10 MM SHAFT SET

- For wheel bearings with inner diameters from 10 mm to 15 mm

Description	WPS#	List
Optional Shaft set	634-8011	28.95



Optional shaft set

GYRO EASY

- Simple wheel balancing, truing and bearing check kit.
- Light weight and compact design.
- Can be used on all motorcycle wheels.
- Can be used on wheels with bearing diameter of more than 15 mm.
- **Optional shaft set is required for bearing diameters less than 15 mm.**



Description	WPS#	List
Gyro Easy	634-8012	47.95



PRO SPOKE WRENCH

- Interchangeable tips to fit 8 sizes of spoke nipples.
- (5.6 / 5.8 / 6.0 / 6.2 / 6.4 / 6.6 / 6.8 / 7.0 mm)
- Main shaft is CNC precision machined from 7075A aluminum and designed for optimum grip.
- Tips are made of heat treated steel for strength.

WPS#	List
634-8025	\$20.95





MC310 3 IN 1 TRUING STAND

- The three-in-one truing stand from K&L Supply helps you make the most of your workspace. This tool allows you to perform the following:
 - Build and true spoke wheels
 - Check for runout on crankshafts, wheels and fork tubes
 - Balance spoke and mag wheels
- The MC310 features rugged construction throughout with ease of use being given priority.
- Note: Does not include Dial Indicator.

Description	WPS #	List
MC310 Truing Stand	235-9573	\$616.95
Indicator Arm Assembly	235-9577	50.95
Dial indicator w/ Magnet Mount	235-8421	85.95



MC305 WHEEL TRUING & BALANCE STAND

This portable wheel truing stand from K&L Supply works on all motorcycle wheel sizes from 14" to 21" wheels. Wheel can be mounted on adjustable centering cones or ball bearings (using axle) for truing and static balancing of wheels. Frame rails can be adjusted for wide rims/wheels. Lightweight, zinc plated press steel frame.

Economy stand available (includes rollers only).

Description	WPS #	List
MC305 Truing Stand	235-8621	\$324.95
Economy Truing Stand	235-8255	150.95
Optional Balance Shaft w/Tapered Cones	232-2479	76.95



STREET

V-TWIN

OFFROAD

ATV / UTV

TUBES / ACCESSORIES

TRAILER

TOOLS / REPAIR

PROMOTIONAL

REFERENCE

INDEX



TORQUE WRENCH

- Available in 20-60 inch lb. adjustable or pre-set torque versions
- Tune your wheels like a factory mechanic
- Modeled after the unobtainable Works tool that race teams have been using for years
- Take all the guesswork out of wheel and spoke maintenance
- Full year warranty
- Available in a kit or separately



Complete Kit comes with:
Torque wrench and twelve interchangeable heads.
(4.0, 5.0, 5.6, 6.0, 6.2, 6.3, 6.4, 6.5, 6.7, 6.8, & 7.4mm & Spline Drive)

Size	WPS#	List
ADJUSTABLE TORQUE WRENCH		
Complete Kit	57-0069	\$293.95
Wrench Only	57-0067	137.95
PRE-SET TORQUE WRENCH		
Complete Kit	57-0064	\$255.95
Wrench only	57-0051	99.95
WRENCH HEADS		
4.0mm	57-0048	\$12.95
5.0mm	57-0052	12.95
5.6mm	57-0053	12.95
6.0mm	57-0054	12.95
6.2mm	57-0055	12.95
6.3mm	57-0056	12.95
6.4mm	57-0057	12.95
6.5mm	57-0058	12.95
6.7mm	57-0059	12.95
6.8mm	57-0060	12.95
7.4mm	57-0062	12.95
Spline	57-0063	12.95



ADJUSTABLE TORQUE SPOKE WRENCH

- Adjustable torque allows you to change torque settings for different bikes
- Adjusts from 15-60 inch pounds
- Wrench heads made from S45C High Carbon Steel
- Available in a kit or separately



Complete Kit comes with:
Torque wrench and five interchangeable heads.
(6.1, 6.3, 6.5, 6.7mm & Spline Drive)

Size	WPS#	List
TORQUE WRENCH		
Complete Kit	57-0080	\$149.95
Wrench only	57-0081	129.95
WRENCH HEADS		
5.1mm	57-0083	\$13.95
5.8mm	57-0084	13.95
6.1mm	57-0085	13.95
6.3mm	57-0086	13.95
6.5mm	57-0087	13.95
6.7mm	57-0088	13.95
6.9mm	57-0089	13.95
Spline	57-0082	16.95

SPOKE WRENCH

- Features unique square end openings which grip the spoke nipple on all four sides instead of just two, assuring that the nipple corners are not rounded off during tightening
- With many nipples being made from aluminum or brass, this square tool is important
- Sizes are 6mm and 6.3mm which will fit most Japanese dirt bikes and many street models



Size	WPS#	List
6mm x 6.3mm	57-8133	\$14.99
6.5mm x 6.8mm	57-8157	14.99
5.0mm x 7.0mm	57-8296	14.99



SPOKE WRENCH

- Fits 6 different sizes - 1, 2, 3, 4, 5 and 6
- Durable black finish
- Made of forged steel

WPS#	List
57-0006	\$9.95





ERGO SPOKE WRENCHES



- Unique combination wrench design has 3-sided open end and semi-closed end
- Use open end for quick adjustment of spoke nipples and semi-closed end for those hard to turn nipples that require more torque
- Specially designed ergonomic handle allows larger turning radius and excellent grip and feel
- Polished finish with laser engraved logo and size markings
- Limited life time warranty
- Patent pending

Description	WPS#	List
Set of 6	57-8526	\$64.99
5.0mm	57-8520	10.99
6.0mm	57-8521	10.99
6.3mm	57-8522	10.99
6.5mm	57-8523	10.99
6.8mm	57-8524	10.99
7.0mm	57-8525	10.99
Spline Drive	57-8580	10.99

BEADPRO TIRE BEAD BREAKER AND LEVER TOOL SET



Description	WPS#	List
Aluminum 9 1/2"	57-8519	\$64.99
Forged Steel 16"	57-8536	54.99

- Innovative multi-use tire tool set
- Breaks the bead on most street and off road motorcycle tires
- Integrated tire spoons for tire removal and installation
- Light weight and compact size is perfect for tool packs
- Ergonomic handles with crossguard to keep hand from riding forward
- Forged 7075-T6 aluminum construction for strength and durability
- Black anodized finish
- Patent pending



STREET

V-TWIN

OFFROAD

ATV / UTV

TUBES / ACCESSORIES

TRAILER

TOOLS / REPAIR

PROMOTIONAL

REFERENCE

INDEX



TIRE IRONS



A. FORGED STEEL

- 8 1/2" long zinc plated tire irons
- One curved end, one straight end
- Reduces marring of alloy rims
- Sold with ten irons on a display card

Description	Sold	WPS#	List
A 8 1/2" forged steel	10/cd	57-5503	\$3.99 ea
8 1/2" forged steel	Each	57-5500	3.99 ea
B Assorted	3/pk	57-8049	23.99 set
C 10" Spoon tire iron	Each	57-8115	14.99 ea
D 10" Spoon tire iron	Pair	57-8409	29.99 pr
E 8 1/2" Enduro	Pair	57-8051	18.99 pr
F 11" tire iron	Pair	57-6210	10.99 pr
G 16" forged steel	Each	57-6212	13.99 ea

B. ASSORTED SET

- Skin packed kit includes 8.5", 11" and 16" Motion Pro Tire Irons



C/D. SPOON/PAIR

- Unique "spoon" shape on the end of this tire iron makes tire mounting and removal a breeze
- Large curved end fits securely in the hand
- Heavy duty silver zinc plated finish
- Small enough to fit in most fanny packs
- Spoon set includes a handy vinyl carrying pouch



E. 8 1/2" FORGED

- Originally designed for professional Six Day Enduro riders
- Hot forged chrome vanadium steel
- 8 1/2" long, lightweight 4 1/2"oz.
- Extremely easy to use



F. 11" PAIR

- Skin packed kit includes 1 pr 11" Tire irons



G. 16" CURVED TIRE IRON/EACH

- Special design for easier tire changing
- Installation end will not abuse tire bead
- Less risk of damaging tube or rim
- Drop forged steel
- Special removal end will force bead down into rim drop center
- An absolute must for manual tire changing
- Measures 16" x 1 x 1 3/4"



STREET

V-TWIN

OFFROAD

ATV / UTV

TUBES / ACCESSORIES

TRAILER

TOOLS / REPAIR

PROMOTIONAL

REFERENCE

INDEX

TIRE IRONS



A. 8 1/2" STEEL

- Drop forged heat treated steel
- Perfect size for fanny packs



B. 10" SPOON

- Wide-radiused spoon area to ensure smooth action while preventing accidental tube pinching
- Comfortable rubber-covered handle to prevent slipping

	Description	WPS#	List
A	8 1/2" Steel	57-6225	\$10.95 ea
B	10" Spoon	57-6226	15.95 ea



C. 15" ECONOMY

- Maximum leverage
- 15" long x 1" wide
- Both ends are curved

D. 16" ECONOMY

	Description	WPS#	List
C	15" Economy	57-6211	22.95 ea
D	16" Steel	57-6213	18.95 ea



Our tire levers are forged and heat treated, using carbon steel alloy. They'll flex, not bend, giving you confidence. At 240mm (9"), they're long enough for necessary leverage, but small enough to fit into most fanny packs, saddlebags, or tank bags

WPS#	List
57-00226	\$14.95



BEAD LIFTER

- A tool to keep open up the bead when replacing a tube.
- Works smoothly even with the toughest beads.

WPS#	List
634-62610	\$14.95

STREET

V-TWIN

OFFROAD

ATV / UTV

TUBES / ACCESSORIES

TRAILER

TOOLS / REPAIR

PROMOTIONAL

REFERENCE

INDEX



STREET

V-TWIN

OFFROAD

ATV / UTV

TUBES / ACCESSORIES

TRAILER

TOOLS / REPAIR

PROMOTIONAL

REFERENCE

INDEX

TIRE TAMER

- No more skinned knuckles!
- Revolutionary tool holds the bead away from the rim for easy valve stem, rim lock and tube installation

WPS#	List
235-9264	\$28.95



TIRE VALVE STEM PULLERS

- For removing and installing valve stems on mag wheels, auto and ATV rims
- Available in solid and cable type puller

Model	WPS#	List
Cable	235-8885	\$8.95
Solid	235-4107	20.95



Cable



Solid

TIRE BEAD STARTER

- All-in-one safe and effective answer to stubborn to seat street and ATV tires
- Works great on the largest ATV tires and up to 300mm street tires
- The expandable linked straps apply even seating pressure to tire beads without compressed air so it can be used in the shop or "out in the field"

WPS#	List
235-9016	\$98.95





TIRE STATION

- Combine with your air tank to make the ultimate tire changing station
- Forms a cage around your air tank and protects it from damage
- Works best with 11 gallon air tanks
- Can be used with or without air tank installed
- Durable steel construction
- Long lasting powder coat finish
- The perfect pit accessory

WPS#	List
57-8477	\$124.99



TIRE CHANGING STAND



- Tire changer stand for motorcycle tire changes.
- Holds your wheels secure during your tire removing and installing on your wheel.
- Comes with wheel rotating knob hold your wheel during your tire changes.
- Wheel holding corn keeps your wheel in position.
- Shaft size : 16 mm
- Material : Steel

WPS#	List
634-61201	\$42.95

TIRE CHANGING STAND WITH BEAD BREAKER



- Tire changer stand comes with bead breaker.
- Easy to brake a bead with long operation bead breaker handle.
- Great to use for mousse tire changes.
- Bead breaker makes room for tire levers between tire bead and wheel rim, easy to stick your tire levers.
- Bead breaker plate can be adjust its position to fit most motorcycle tires.
- Usable for wheel size up to 21 inch.
- Shaft size : 16 mm
- Material : Steel

WPS#	List
634-61210	\$63.95

OPTIONAL FOOT KIT FOR TIRE CHANGING STANDS



- Tire changer stand leg set.
- 3 stand foots provides stability during tire changes.
- Provides a 600 mm higher stand height for more convenient tire changes
- Material : Steel

WPS#	List
634-61301	\$39.95

STREET

V-TWIN

OFFROAD

ATV / UTV

TUBES / ACCESSORIES

TRAILER

TOOLS / REPAIR

PROMOTIONAL

REFERENCE

INDEX



STREET

V-TWIN

OFFROAD

ATV / UTV

TUBES / ACCESSORIES

TRAILER

TOOLS / REPAIR

PROMOTIONAL

REFERENCE

INDEX

LITE LOC™ RIM LOCK

- One piece molded design made from proprietary high-strength nylon composite
- Super light and impact resistant
- Includes the new Motion Pro aluminum LiteLoc™ rim lock nut and beveled washer
- 2.15 weighs only 68 grams (2.4 oz), 1.60 weighs only 35 grams (1.2 oz)
- Unique contoured shape protects inner tube from abrasion and reduces heat
- Unique angled and tapered ribs lock tire securely to rim
- Our testing shows these rim locks are 10 to 20 percent stronger and more impact resistant than cast aluminum rim lock, and only half the weight
- Recommended for use on all off-road motorcycles and any application using low tire pressure
- Patent pending



LITE LOC™ RIM LOCK NUT WITH BEVELED WASHER KIT


- Titanium finish with laser engraved logo looks great on any color rim
- Made from 6061-T6 aluminum for optimal lightness and durability
- 12 mm hex head (13mm Black)
- Beveled washer protects rim and provides secure fit
- Extra length makes removal and installation quick and easy
- Fits standard rim locks with 8mm x 1.25mm bolt



Rim Size	WPS#	List
2.15 Rim lock w/silver nut & washer	87-10060	\$14.99
1.85 Rim lock w/silver nut & washer	87-10059	14.99
1.60 Rim lock w/silver nut & washer	87-10058	13.99
Silver Nut and Washer (12mm)	87-10022	10.99
Black Nut and Washer (13mm)	87-10075	15.99
Rim lock damper	87-10076	1.99

ARMOR RIM STRIP TAPE

- Ultra tough and durable material protects tubes
- Won't shift or move like rubber rim strips
- Self-adhesive backed for easy no mess installation
- Pre cut hole for valve
- Protects inner tube like no other rim strip



Rim Size	WPS#	List
18" - 19"	87-10062	\$6.99
21"	87-10061	7.50



(MC680 with Strongarm II pictured)

MC680 TIRE CHANGER

- Specially designed for motorcycle/ATV tire changing
- Affordable solution to shops requiring a powered tire machine
- Available with optional air operated Strongarm II which aids in the mounting and removal of stiff sidewall tires
- One year parts warranty, replacement parts available by special order

Specifications:

Motor: 1.5 H.P.
 Air Requirements: 115-145 PSI
 Wheel diameter: 6"-24"
 Tire width: 2"-10"

Description	WPS #
MC680 Tire Changer	135-9998
MC680 with Strongarm II	137-9997
REPLACEMENT PARTS	
Rim clamp rim protectors/each	135-2781
Bead head protector #1	135-2784
Bead head protector #2	135-2786

Dealers: For pricing, call WPS or log-in to www.wpsorders.com

FREE FREIGHT IN THE CONTINENTAL U. S. (lift gate fees apply if needed)

Shipped direct from K & L Supply in California



A



B



C

MC205 WHEEL BALANCER

- The K&L MC205 Wheel Balancer incorporates the latest advancements in state of the art motorcycle wheel balancing
- This balancer features a spring loaded "Quick Clamp" wheel-mounting package and offers static (single plane) balancing
- Keypad data entry, in house calibration, and a choice of display modes (gram or ounce) all make this machine technician friendly
- Standard equipment includes: Universal motorcycle clamp, tapered mounting cones, rim width gauge, spanner wrench, and calibration weight
- Accuracy is greatly enhanced with the optional sleeve kit (135-0941)
- BMW/Honda 5-lug wheel adapter available separately (135-6631)

Specifications:

Accuracy: 5g or 0.25oz.
 Rim Diameter: 10"-24"
 Power Requirement: 110 Volt 60 Hz 1 Phase
 Data Entry: Keypad
 Rim Width: 1.5" - 18"
 Shipping Weight: 359 lbs
 Motor: 1/2 H.P.
 Tire Diameter: Up to 30"

Description	WPS#
A MC205 Balancer, blue	137-9999
MC205 Balancer, red	137-9990
B Sleeve kit	135-0941
C BMW/Honda wheel adapter	135-6631

FREE FREIGHT IN THE CONTINENTAL U. S. (lift gate fees apply if needed)
 Shipped direct from K & L Supply in California

STREET

V-TWIN

OFFROAD

ATV / UTV

TUBES / ACCESSORIES

TRAILER

TOOLS / REPAIR

PROMOTIONAL

REFERENCE

INDEX



WHEEL WEIGHTS

- Perfect size for use on motorcycles
- Applies to cast aluminum and spoke wheels
- Adhesive backing holds weight securely
- Will not come off in extreme conditions
- 6 Strips of 12 1/4 oz. weights per card = 72 piece
- 90oz. box contains 30 strips with 12 segments per strip



Description	Color	WPS#	List
1/4 oz Steel	Silver	57-80454	\$4.50
1/4 oz Steel 90oz. box	Silver	57-80452	22.99
1/4 oz Steel	Black	57-80455	4.50
1/4 oz Steel 90oz. box	Black	57-80453	22.99
1/4 oz Steel	Nickel	57-80498	9.50
1/4 oz Steel 90oz. box	Nickel	57-80484	46.99
1/8 oz Steel 144pcs.	Silver	57-80552	5.25
1/8 oz Steel 144pcs.	Black	57-80553	5.25

STREET
V-TWIN
OFFROAD
ATV / UTV
TUBES / ACCESSORIES
TRAILER
TOOLS / REPAIR
PROMOTIONAL
REFERENCE
INDEX

“BEAD BUDDY” OFF- ROAD/ SUPERMOTO TIRE TOOL

- Used to push the tire bead down into the drop center
- Hooks over spoke and pushes bead down on opposite side
- No more fighting to keep bead down while installing tires
- Super moto for use on 3-1/2” to 5” wheel widths



Desc.	WPS#	List
Bead Buddy II Aluminum	57-8471	\$14.99

T-6 TRAIL BEAD BUDDY

- Assists in pushing the tire bead down into the drop center of the rim while using tire tools to change tires
- Light weight and compact enough for any tool pack
- Delrin securing thumb screw keeps rims scar free
- Not recommended for users of Bib Mousse type off-road tubes



WPS#	List
57-8388	\$7.99

VALVE CORE REMOVER

- Made from Hex Steel
- Allows for easy removal and installation of standard valve cores

WPS#	List
57-8183	\$3.50



VALVE STEMS

Description	WPS#	Sold	List
A Pop-in 412 series .453"	85-0447	4/pack	\$10.95
	85-0447B	50/pack	97.95
B Chrome .327"	85-0448	4/pack	22.95
C Pop-in 413 series .453"	85-0449	4/pack	8.50
	85-0449B	50/pack	97.95
D Chrome .453"/.625"	85-0450	4/pack	29.95
E 90° .327"	85-0445	4/pack	31.95
90° .453"/.625"	85-0446	4/pack	31.95



- Pop-in valve stem seals well in OEM and aftermarket rims
- Shorter for ATV applications



- Threaded full 1-3/16" length for various rim thicknesses
- Fits .327" valve hole and equipped with O-ring seal



- Pop-in valve meets the same rigid standards required for OEM applications
- Designed to resist damage from ozone and premature rubber deterioration from valve hole compression, heat, cold and moisture



- 90° valve stem style
- 85-0435 fits .327 valve hole
- 85-0436 fits .453 or .625




- Chrome plated sealing valve cap
- Grommets to fit either .453 or .625" valve holes

Camel



"SUPER-GRIP" PROBE OR NEEDLE

A must for every shop. Features a palm fitting handle for much easier installation of repair patches.



Description	WPS#	List
A Probe type	85-5225	\$12.50
B Needle type	85-5224	12.50

RUBBER REPAIR KIT

- Repairs inner tubes, tubeless tires, and other soft rubber items
- Kit includes: Four 1 5/8" and two 2 1/4" chembond patches, one small tube of cement, and one buffer

WPS#	List
85-4130	\$6.50



TIRE REPAIR SUPPLIES

Packaged to fit Chembond's Tire Service Center.



Description	Qty.	WPS#	List
Perma Strip Patches	50	85-5179	\$16.95
Sm. Rd. Chembond	40	85-4152	17.95
Med. Rd. Chembond	30	85-4153	18.95
Universal Cement	1/2 pt.	85-2086	12.95
Liquid Buffer	1 qt.	85-2092	22.95

TIRE MOUNTING LUBRICANT

- Makes tire mounting and dismounting easier
- Stops rubber squeaks
- Contains a rust inhibitor
- 8 lb. pail makes 5 gal of lubricant when mixed with water



Description	WPS#	List
8 pound pail	85-2095	\$30.95
Swab	85-7295	6.95

STITCHING WHEEL

- Professional Stitcher— Ball-bearing sticher with hardened steel wheel and hand-fitted wooden handle

WPS#	List
85-7244	\$17.95



STREET
V-TWIN
OFFROAD
ATV / UTV
TUBES / ACCESSORIES
TRAILER
TOOLS / REPAIR
PROMOTIONAL
REFERENCE
INDEX



PROFESSIONAL TIRE PRESSURE GAUGES

- Liquid glycerin filled gauge gives consistent readings regardless of temperature or elevation
- Pressure range of 0-60 psi for checking sport bike tire
- Liquid filled 2.5 inch dial gauge with protective rubber boot
- Blue anodized 6061 T-6 body with pressure relief valve

- High pressure hose with dual swivels and brass ball type air check
- Digital Gauge
- High precision accurate to +/- 0.6 psi
- Precise digital readout to 0.1 psi
- Continuous pressure reading, no need to reset when activating bleed valve
- Four selectable scales (PSI, BAR, KG-CM2, kPa)

- Battery powered (1000 tests) with battery strength indicator
- Auto off to extend the battery life
- Battery included
- One year limited warranty

Description	WPS#	List
0-60 psi	57-8402	\$96.99
0-30 psi	57-8258	96.99
0-60 psi (Digital)	57-0468	98.99
Gauge Holder	57-8475	19.99



Gauge Holder



TIREPRO DIGITAL TIRE GAUGE

- Ideal for motorcycle and ATV use
- Large display, readings are shown to 0.1 psi levels, with bar, Kpa and Kg-cm2 scales also provided
- Reads up to 99 psi
- An ergonomic shape fits nicely in your hand



WPS#	List
57-0012	\$17.95

TIREPRO GAUGE

- 12" flexible hose makes even hard-to-get-to valves an easy endeavor
- Built-in valve lets you "bleed" down to desired pressure
- Readings are in psi and Kpa (up to 60 psi)
- Dial is protected by a rubber boot

WPS#	List
57-0011	\$19.95



LOW PRESSURE TIRE GAUGES

Available in 0-8 psi and 1-20 psi versions.

Description	WPS#	List
A 0-8 psi	85-1001	\$6.95
B 1-20 psi	85-1002	5.95





DOMESTIQUE PUMP

HOME MECHANIC FLOOR PUMP

- High-quality steel and plastic construction designed with value in mind
- Features dual presta/schrader head with thumb-lock lever, integrated pressure gauge and heavy duty composite base
- High air volume stroke quickly inflates up to 120PSI (8 Bar) maximum pressure



PRESTIGE PUMP

HOME MECHANIC FLOOR PUMP

- High-quality steel and plastic construction designed with performance and value in mind
- Features dual presta/schrader head with thumb-lock lever, integrated top-mounted pressure gauge and ergonomic dual density plastic handle
- Long stroke, narrow barrel design quickly inflates with less effort up to 160PSI (8 Bar) maximum pressure



SUPER PRESTIGE PUMP

PROFESSIONAL FLOOR PUMP

- Professional quality floor pump designed with performance and value in mind
- Features automatic presta/schrader head with integrated bleed valve, integrated top-mounted dial pressure gauge and ergonomic soft grip handle
- Long stroke, narrow barrel design quickly inflates with less effort up to 160PSI (8 Bar) maximum pressure



Description	WPS#	List
Domestique Floor Pump	57-0608	\$33.95

Description	WPS#	List
Prestige Floor Pump	57-0609	\$47.95

Description	WPS#	List
Super Prestige Floor Pump	57-0610	\$64.95



MVP PRO-TECH FOOT PUMP WITH GAUGE

- Equipped with a pressure gauge and durable air hose
- Multi-purpose: Inflates tires, toys, sporting goods and more
- Compact design makes toting and storage easy
- Quick release thumb lock

WPS#	List
85-6195	\$12.95

STREET

V-TWIN

OFFROAD

ATV / UTV

TUBES / ACCESSORIES

TRAILER

TOOLS / REPAIR

PROMOTIONAL

REFERENCE

INDEX



PRO FILL AIR CHUCK

- Pivoting angled head design allows access to difficult to reach tire valves
- Unique design provides added hand clearance between filler and hot brake rotors
- Billet aluminum construction for light weight and precise fit and function
- 1/4" NPT female inlet allows use of common air hose couplings and fittings
- Blue anodized finish with laser engraved Motion Pro logo
- Perfect complement for Motion Pro air gauges
- Patent pending




WPS#	List
57-8602	\$34.99

FIREPOWER TIRE VALVE REPAIR TOOL

By WPS

- Inserts & removes valve cores & cores with broken swivels
- Cleans & recuts threads on both inside and outside of valve

WPS#	List
85-4106	\$3.95



TIRE CHUCK

Ball type air chuck fits standard bore valves. Has 1/4" NPT female thread. Male adapter sold separately.



Description	WPS#	List
A Standard chuck	85-5062	\$3.75
B Chuck w/lock clip	117-1113	6.50

BLOW GUN



WPS#	List
85-5112	\$14.95

This simple, rugged blow gun is reliable and efficient and will provide many years of service. The contoured design is comfortable in the hand. Note the handy hang-up hook. Has 1/4" NPT female thread. Male adapter sold separately.

AIR LINE FITTINGS



Male Adapter-1/4" male thread screws into blow gun, tire chuck, air wrenches, and many other air tools for quick disconnect when changing air tools on the same hose.



Female Adapter-1/4" female thread screws onto male threads commonly found on extension air hoses. Allows quick disconnect from coupler for use of air hose at another work station.



Female Coupler-1/4" female thread screws onto compressor or extension hoses. Coupler automatically shuts off air flow whenever adapters are not inserted.

	WPS#	List
A Male adapter*	85-6153	\$2.25 ea
B Female adapter*	85-6159	2.25 ea
C Female coupler*	85-6152	8.50 ea

* Above fittings are not interchangeable with other styles. Whenever ordering these fittings to match existing fittings, check this profile to make sure that you have the same style.

AIR HOSES

Abrasion resistant with permanent "recoil memory". Swivel fittings ensure twist free action. Impervious to paint, solvents, and most chemicals. Withstands up to 200 psi and extends 20 times its stored length. Fitted with 1/4" male couplings at each end. Fittings sold separately.

Description	WPS#	List
Recoil Nylon Air hose 12 ft.	85-5546	\$21.95



STREET

V-TWIN

OFFROAD

ATV / UTV

TUBES / ACCESSORIES

TRAILER

TOOLS / REPAIR

PROMOTIONAL

REFERENCE

INDEX



5 GALLON PORTABLE AIR TANK

- Lightweight and portable
- Handle for easy transport
- On/off outlet valve
- 125 max. psi


Description	WPS#	List
5 Gallon air tank	117-1023	\$53.95



5 GALLON TIRE BEAD SEATING TANK

- Designed to seat tires on the bead of a wheel safe and fast
- Perfect for car, truck, ATV and motorcycle tires
- Heavy duty ball valves on the air inlet and exhaust port
- 5 gallon capacity

Description	WPS#	List
Tire bead seating tank	117-1024	\$186.95



PROFI B A T LASER BIKE ALIGNMENT TOOL

LASER FRAME ALIGNMENT SYSTEM

- Accurately determining frame and/or front end damage in a matter of minutes
- Fully portable, stores easily (storage case included)
- Initial measurements are taken off of the rear wheel after being accurately aligned with the Profi Chain/belt alignment tool (included in all kits exc. ATV)
- Great aid for insurance and repair estimates, custom bike builders and safety checks
- Offers a new source of shop revenue



Applications	WPS#	List
Custom V-Twin & Harley Davidson	58-9130	\$1490.95
Metric, Sportbike and Scooter	58-9131	1175.95

STREET

V-TWIN

OFFROAD

ATV / UTV

TUBES / ACCESSORIES

TRAILER

TOOLS / REPAIR

PROMOTIONAL

REFERENCE

INDEX



STREET

V-TWIN

OFFROAD

ATV / UTV

TUBES / ACCESSORIES

TRAILER

TOOLS / REPAIR

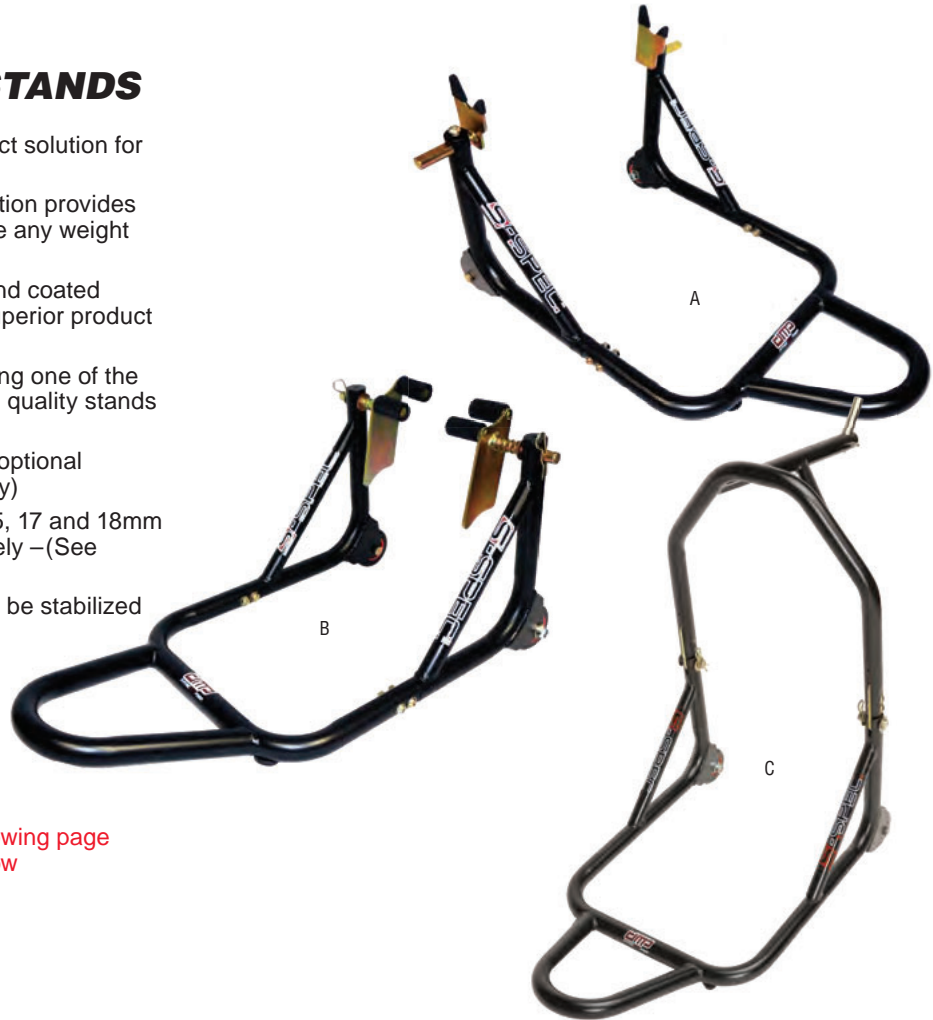
PROMOTIONAL

REFERENCE

INDEX

STEEL SPORTBIKE STANDS

- DMP S-Spec stands provide the perfect solution for stabilizing and storing your sport bike
- Thick walled cold rolled steel construction provides superior load capacity to safely elevate any weight sport bike
- Thick semi-gloss powder coat finish and coated hardware resist corrosion to ensure superior product lifespan
- Get the most out of your money by using one of the most trusted, affordable, and excellent quality stands on the market today
- Swingarm stand has spool hardware (optional universal pad hardware sold separately)
- Head lift stand comes with 13, 15, 16.5, 17 and 18mm pins, other size pins available separately – (See following page for applications)
- For stability reasons, rear of bike must be stabilized while using forklift and head lift stands



Description	Each	List
A Swingarm stand	610-1005	\$89.99
B Fork lift stand	610-1015	89.99
C Head lift stand	610-1020	129.99

Head lift stand pin applications on following page
Replacement parts listed below

DMP STAND REPLACEMENT PARTS

Description	WPS#	List
DMP STAND REPLACEMENT PARTS		
Swingarm stand spool hardware	610-1100	\$12.99
Swingarm stand pad hardware	610-1102	12.99
Fork lift hardware kit	610-1101	12.99
Head lift 10-piece replacement pin kit	610-1120	29.99
13mm head lift pin	610-1121	5.99
15mm head lift pin	610-1122	5.99
16.5mm head lift pin	610-1123	5.99
17mm head lift pin	610-1124	5.99
18mm head lift pin	610-1125	5.99
19mm head lift pin	610-1126	5.99
20mm head lift pin	610-1127	5.99
21mm head lift pin	610-1128	5.99
24mm head lift pin	610-1129	5.99
27mm head lift pin	610-1130	5.99



HEAD LIFT PIN APPLICATIONS



Application	Year	Pin	WPS#	List
APRILIA				
RS50/250	All	15mm	610-1122	\$5.99
RSV1000 Mille	All	27mm	610-1130	5.99
Tuono.Falco	All	27mm	610-1130	5.99
BMW				
K75 / K100	All	19mm	610-1126	\$5.99
S1000R/RR	'10-16	15mm	610-1122	5.99
BUELL				
All Except Below		13mm	610-1121	\$5.99
Blast	All	15mm	610-1122	5.99
RS1200	All	16.5mm	610-1123	5.99
Firebolt	All	18mm	610-1125	5.99
XB9/XB12	All	15mm	610-1122	5.99
DUCATI				
620SS/750SS/800SS/900SS/MH900E/1000SS	All	17mm	610-1124	\$5.99
Superbike 848 EVO	All	27mm	610-1130	5.99
Monster 851/888	All	15mm	610-1122	5.99
Monster S4	All	27mm	610-1130	5.99
ST2/ST3/ST4	All	27mm	610-1130	5.99
HONDA				
CBR250R	'11-14	19mm	610-1126	\$5.99
CB300F/CBR300R	'15-16	21mm	610-1128	5.99
CB/CBR500	'13-14	19mm	610-1126	5.99
CBR600F1/F2/F3/F4/F4i	'87-06	21mm	610-1128	5.99
CBR600RR	'03-06	19mm	610-1126	5.99
	'07-16	13mm	610-1121	5.99
VFR750R (RC30)	'90	27mm	610-1130	5.99
VFR750 / 800	'86-00	21mm	610-1128	5.99
CBR900RR	'93-97	21mm	610-1128	5.99
CBR900RR	'98-99	13mm	610-1121	5.99
CBR929/954	'00-04	13mm	610-1121	5.99
CB900F/CB1100F	'81-83	21mm	610-1128	5.99
RC51	'00-01	27mm	610-1130	5.99
	'02-06	27mm	610-1130	5.99
CB1000	'11-14	21mm	610-1128	5.99
CBR1000RR	'04-07	13mm	610-1121	5.99
	'08-15	21mm	610-1128	5.99
VTR1000 Super Hawk	'97-06	21mm	610-1128	5.99
CBR1100XX	'97-06	21mm	610-1128	5.99
KAWASAKI				
EX250	All	19mm	610-1126	\$5.99
Ninja 250R	'08-12	19mm	610-1126	5.99
Ninja 300	'13-16	17mm	610-1124	5.99
EX500	All	19mm	610-1126	5.99
ZX600A Ninja	'85-87	19mm	610-1126	5.99
ZX600C Ninja	'88-97	19mm	610-1126	5.99
ZX600D/E Ninja ZX-6	'90-01	19mm	610-1126	5.99
ZX600F Ninja ZX-6R	'95-97	13mm	610-1121	5.99
ZX600G/J Ninja ZX-6R	'98-02	13mm	610-1121	5.99
ZX6R/RR	'03-12	15mm	610-1122	5.99
	'13-16	27mm	610-1130	5.99
650 Ninja	'06-16	27mm	610-1130	5.99
ZX750F Ninja	'87-90	17mm	610-1124	5.99
ZX750H Ninja ZX7	'89-90	17mm	610-1124	5.99
ZX750 Ninja ZX7R/RR	'91-02	27mm	610-1130	5.99
ZR750/ZR-7S	'00-01	17mm	610-1124	5.99

Application	Year	Pin	WPS#	List
ZX900 Ninja ZX-9R	'94-97	27mm	610-1130	5.99
	'98-99	15mm	610-1122	5.99
	'00-02	13mm	610-1121	5.99
ZX1000 Ninja ZX-10	'88-90	17mm	610-1124	5.99
ZX10R	'04-07	15mm	610-1122	5.99
	'08-10	27mm	610-1130	5.99
	'11-16	15mm	610-1122	5.99
Z1000	'03-05	27mm	610-1130	5.99
ZX1100 Ninja ZX11	'90-92	17mm	610-1124	5.99
ZX1100 Ninja ZX12	'93-01	27mm	610-1130	5.99
ZRX1100/1200	'99-05	17mm	610-1124	5.99
ZX12R	'00-01	13mm	610-1121	5.99
	'02-06	15mm	610-1122	5.99
ZX14	'06-16	13mm	610-1121	5.99
KTM				
Duke 990	All	13mm	610-1121	\$5.99
SUZUKI				
GSF600 Bandit	'96-00	19mm	610-1126	\$5.99
GSX600F Katana	'88-97	21mm	610-1128	5.99
GSX-R600	'92-93	21mm	610-1128	5.99
	'97-16	13mm	610-1121	5.99
SV650	'99-02	19mm	610-1126	5.99
	'03-11	16.5mm	610-1123	5.99
GSX-R750	'93-95	21mm	610-1128	5.99
	'96-16	13mm	610-1121	5.99
GSX-R1000	'01-02	13mm	610-1121	5.99
	'03-04	16.5mm	610-1123	5.99
	'05-08	13mm	610-1121	5.99
	'09-16	15mm	610-1122	5.99
TL1000R/S	'97-01	13mm	610-1121	5.99
SV1000S	'03-07	13mm	610-1121	5.99
GSX-R1100	'93-98	19mm	610-1126	5.99
Bandit 1200	All	21mm	610-1128	5.99
GSX1300R Hayabusa	'99-16	13mm	610-1121	5.99
TRIUMPH				
TT600/Daytona 600/675/Speed 4	All	13mm	610-1121	\$5.99
Speed Triple 509/595/955i	All	19mm	610-1126	5.99
YAMAHA				
YZFR3	'15-16	17mm	610-1124	\$5.99
FZ6	'04-10	19mm	610-1126	5.99
FZ6R	'09-16	21mm	610-1128	5.99
FZR600	All	21mm	610-1128	5.99
YZF600R	'94-96	21mm	610-1128	5.99
	'97-01	19mm	610-1126	5.99
YZFR6	'99-01	21mm	610-1128	5.99
YZFR6/R6S	'02-16	16.5mm	610-1123	5.99
FZ-07	'15-16	21mm	610-1128	5.99
YZF750R	'94-98	19mm	610-1126	5.99
FZ8	'11-13	21mm	610-1128	5.99
TDM850	'92-93	19mm	610-1126	5.99
FZ-09	'14-16	19mm	610-1126	5.99
FZ1	'01-16	21mm	610-1126	5.99
FZR1000	'94-95	19mm	610-1126	5.99
YZF1000R	'97	19mm	610-1126	5.99
YZFR1	'98-14	16.5mm	610-1123	5.99
FJ1200	'86-93	19mm	610-1126	5.99

STREET
V-TWIN
OFFROAD
ATV / UTV
TUBES / ACCESSORIES
TRAILER
TOOLS / REPAIR
PROMOTIONAL
REFERENCE
INDEX



REAR LIFT STANDS

STREET

V-TWIN

OFFROAD

ATV / UTV

TUBES / ACCESSORIES

TRAILER

TOOLS / REPAIR

PROMOTIONAL

REFERENCE

INDEX

MAX

- Works with spool and non-spool swingarms
- Available in chrome and black finishes with textured grip
- 4 wheels for rock solid stability
- 2 rubber feet for added durability
- Compact 3 piece design
- Breaks down flat for easy storage
- Chrome version includes removable tool box and black, blue, and yellow textured grips



Finish	WPS#	List
Black	610-3005	\$119.00
Chrome	610-3004	149.95

MARIO

- For single sided swingarms
- Includes 5 axle pins to fit Ducati, Honda, MV Agusta and Triumph (21.7mm/29.5mm/42.6mm/27.3mm/29.2mm)
- Reversible for easy wheel, chain, and sprocket maintenance
- Extra long removable handle for easy leverage



MARIO FOR BMW

- Fits BMW K1200R/S models only
- Same features as the standard Mario stand

Finish	WPS#	List
MARIO		
Black	610-3011	\$189.00
MARIO FOR BMW		
Black	610-3012	\$189.00

REPLACEMENT AXLE PINS FOR MARIO SWINGARM STANDS

(All axle pins interchangeable with both Mario stands)

Application	WPS#	List
BMW K1200R/S	610-3030	\$34.95
Ducati left	610-3032	34.95
Ducati right	610-3031	34.95
Ducati 1098	610-3036	34.95
Honda	610-3033	34.95
MV Agusta	610-3035	34.95
Triumph left	610-3034	34.95
Triumph right	610-3033	34.95



FORK AND HEAD LIFT STANDS



MICK FORK LIFT

- Available in chrome and black finishes with textured grip
- 4 wheels for rock solid stability
- 2 rubber feet for added durability
- Compact 3 piece design
- Breaks down flat for easy storage
- Chrome version includes removable tool box and black, blue, and yellow textured grips

Finish	WPS#	List
Black	610-3007	\$119.00
Chrome	610-3006	149.95



BIG MIKE HEAD LIFT

- Available in chrome and black finishes with textured grip
- 4 wheels for rock solid stability
- 2 rubber feet for added durability
- Compact 3 piece base design
- Breaks down for easy storage
- Chrome version includes removable tool box and black, blue, and yellow textured grips
- **Head lift pins sold separately, see application chart**

Finish	WPS#	List
Black	610-3003	\$155.00
Chrome	610-3002	155.00



MARK FORK/HEAD LIFT

- Combination fork and head lift stand
- Available in chrome and black finishes with textured grip
- 4 wheels for rock solid stability
- 2 rubber feet for added durability
- Compact 3 piece base design
- Breaks down for easy storage
- Chrome version includes removable tool box and black, blue, and yellow textured grips
- **Head lift pins sold separately, see application chart**

Finish	WPS#	List
Black	610-3001	\$194.00
Chrome	610-3000	194.00



STREET

V-TWIN

OFFROAD

ATV / UTV

TUBES / ACCESSORIES

TRAILER

TOOLS / REPAIR

PROMOTIONAL

REFERENCE

INDEX



FORK AND HEAD LIFT STANDS

MARCO DUCATI FORK/HEAD LIFT

- Combination fork and head lift stand for Ducati superbikes without lower triple tree hole
- Flat black finish with textured grip
- Compact 3 piece base design

Finish	WPS#	List
MARCO DUCATI FORK/HEAD LIFT		
Black	610-3010	\$199.00



HEAD LIFT PIN APPLICATION CHART

Application	Year	WPS#	List
APRILIA			
RS250, RS50	All	610-3062	\$11.95
RSV1000 MILLE S/R	All	610-3060	11.95
Tuono/Falco	All	610-3060	11.95
BMW			
K75/K100	All	610-3064	\$11.95
S1000R/RR	'10-16	610-3062	11.95
BUELL			
Blast	All	610-3062	\$11.95
XB9R/XB9S/XB12	All	610-3062	11.95
RS1200	All	610-3068	11.95
DUCATI			
620	All	610-3060	\$11.95
620SS	All	610-3062	11.95
748/749 Base model	'00-06	610-3060	11.95
F1-750 Paso	All	610-3061	11.95
750SS	All	610-3062	11.95
800SS	All	610-3062	11.95
900SS, MH900E	All	610-3062	11.95
Monster 851, 888	thru 02	610-3062	11.95
Monster S2R/S4/S4R	'03-06	610-3060	11.95
ST2/ST3/ST4/TS1000	All	610-3060	11.95
1000DS Multistrada	All	610-3060	11.95
1000SS	All	610-3062	11.95

Application	Year	WPS#	List
HONDA			
CBR250R	'11-13	610-3060	\$11.95
VTR250 Interceptor	'88-90	610-3060	11.95
CB300F/CBR300R	'15-16	610-3060	11.95
CB500/CBR500	'13-14	610-3060	11.95
CBR600F1/F2/F3/F4/F4i	'87-06	610-3060	11.95
CBR600RR	'03-06	610-3060	11.95
	'07-16	610-3065	11.95
NT650 Hawk GT	'88-91	610-3060	11.95
RC30 (VFR750R)	'90	610-3060	11.95
VF750F Interceptor	'83-85	610-3060	11.95
VFR750/VFR800	'86-00	610-3060	11.95
CB900F/CB1100F	'81-83	610-3060	11.95
CBR900RR	'93-97	610-3060	11.95
	'98-99	610-3065	11.95
919	All	610-3060	11.95
CBR929/954RR	'00-03	610-3065	11.95
CBR1000RR	'04-07	610-3065	11.95
	'08-16	610-3066	11.95
RC51 / RVT1000R	'00-01	610-3065	11.95
	'02-06	610-3060	11.95
VTR1000 Super Hawk	'97-00	610-3060	11.95
CBR1100XX Blackbird	'97-06	610-3060	11.95
ST1100/1300	All	610-3064	11.95



HEAD LIFT PIN APPLICATION CHART

Application	Year	WPS#	List
KAWASAKI			
EX250F	'88-07	610-3060	\$11.95
Ninja 250	'08-12	610-3060	11.95
Ninja 300	'13-16	610-3061	11.95
EX500	All	610-3060	11.95
ZX600A Ninja 600R	'85-87	610-3064	11.95
ZX600B1 Ninja 600RX	'87	610-3062	11.95
ZX600C Ninja 600R	'88-97	610-3064	11.95
ZX600D/E Ninja ZX-6	'90-01	610-3060	11.95
ZX600F Ninja ZX-6R	'95-97	610-3065	11.95
ZX600G/J Ninja ZX-6R	'98-02	610-3065	11.95
ZX6R (ZX636R) ZX-6RR	'03-12	610-3062	11.95
	'13-16	610-3060	11.95
ZZR600	All	610-3065	11.95
650R Ninja	'06-16	610-3060	11.95
Z750S	All	610-3060	11.95
ZX7RR	All	610-3062	11.95
ZR750 ZR-7S	'00-01	610-3061	11.95
ZX750 Ninja ZX-7R	'91-04	610-3060	11.95
ZX750F Ninja 750	'87-90	610-3061	11.95
ZX750H Ninja ZX-7	'89-90	610-3061	11.95
ZX900 Ninja ZX-9R	'94-97	610-3060	11.95
	'00-04	610-3066	11.95
	'98-99	610-3063	11.95
Ninja 1000	'11	610-3074	11.95
Z1000	'03	610-3060	11.95
ZX1000 Ninja ZX-10	'88-90	610-3061	11.95
ZX10R	'04-07	610-3062	11.95
	'08-10	610-3074	11.95
	'11-16	610-3070	11.95
ZR1100 ZRX-1100	'99-00	610-3061	11.95
ZX1100 Ninja ZX-11	'90-92	610-3061	11.95
	'93-01	610-3060	11.95
ZR1200 ZRX-1200	'01-02	610-3061	11.95
ZX1200 Ninja ZX-12R	'00-01	610-3065	11.95
	'02-05	610-3062	11.95
ZX-14R	'06-16	610-3065	11.95
KTM			
690 Supermoto R	All	610-3065	\$11.95
Super Duke 990	'05-11	610-3065	11.95
LAVERDA			
650 Ghost/Strike	All	610-3063	\$11.95
750 Strike / Half / Full	All	610-3063	11.95
MOTO GUZZI			
1100 Sport	All	610-3061	\$11.95
Lemans/Daytona	All	610-3061	11.95
MUZ SCORPION			
Muz Scorpion	All	610-3061	\$11.95

Application	Year	WPS#	List
SUZUKI			
GSF400 Bandit 400	'91-93	610-3060	\$11.95
500 Gamma	All	610-3060	11.95
GS500E	'89-01	610-3060	11.95
GSF600 Bandit 600	'96-00	610-3060	11.95
GSX-R600	'92-96	610-3060	11.95
	'97-16	610-3066	11.95
GSX600F GSX750F Katana	'88-97	610-3060	11.95
RF600R	'94-96	610-3060	11.95
SV650	'99-02	610-3060	11.95
	'03-11	610-3068	11.95
V-Strom 650	All	610-3071	11.95
GSX-R750	'93-95	610-3060	11.95
	'96-16	610-3066	11.95
RF900R	'94-97	610-3060	11.95
GSX-R1000	'01-02	610-3066	11.95
	'03-04	610-3062	11.95
	'05-16	610-3065	11.95
SV1000 & SV1000S	'03-07	610-3065	11.95
TL1000R	All	610-3066	11.95
TL1000S	All	610-3066	11.95
GSX-R1100W	'93-98	610-3060	11.95
GSF1200	All	610-3060	11.95
Bandit 1200 / 1200S	All	610-3060	11.95
GSX1300R Hayabusa (close fit)	'99-16	610-3066	11.95
TRIUMPH			
T509 / T595	All	610-3060	\$11.95
TT600	All	610-3065	11.95
955i & Speed Triple	All	610-3060	11.95
Other Late Models	All	610-3064	11.95
YAMAHA			
TZ250	All	610-3063	\$11.95
TZR250	All	610-3060	11.95
YZFR3	'15-16	610-3061	11.95
RZ350	'84-85	610-3060	11.95
FZR400	'88-90	610-3060	11.95
RZ500	All	610-3060	11.95
FZ6	'04-10	610-3060	11.95
FZ6R	'09-16	610-3060	11.95
FZR600	'89-99	610-3060	11.95
XJ600 Seca II	'92-99	610-3060	11.95
YZF600R	'94-96	610-3060	11.95
	'97-04	610-3064	11.95
YZFR6	'99-00	610-3060	11.95
YZFR6/R6S	'01-16	610-3068	11.95
FZ-07	'15-16	610-3060	11.95
YZF750R	'94-98	610-3060	11.95
FZ8	'11-13	610-3060	11.95
TDM850	'92-93	610-3064	11.95
FZ-09	'14-16	610-3060	11.95
FZ1	'01-16	610-3060	11.95
FZR1000	'94-96	610-3060	11.95
YZF1000R	'97	610-3060	11.95
YZFR1	'98-01	610-3068	11.95
	'98-14	610-3071	11.95
FJ1200	'86-93	610-3060	11.95

STREET
V-TWIN
OFFROAD
ATV / UTV
TUBES / ACCESSORIES
TRAILER
TOOLS / REPAIR
PROMOTIONAL
REFERENCE
INDEX

STREET

V-TWIN

OFFROAD

ATV / UTV

TUBES / ACCESSORIES

TRAILER

TOOLS / REPAIR

PROMOTIONAL

REFERENCE


INDEX



ECONO SPORTBIKE STANDS

- Constructed from mild steel
- White powder coated finish
- Rear stand includes spool hardware, optional pad hardware available separately
- Rear stand width adjusts from 13.75" to 15"

Description	WPS#	List
Fork Lift Stand	610-3080	\$54.95
Rear Lift Stand	610-3081	59.95
Rear Stand Pad Hardware	610-3085	19.95



POWERJACK

- Supports the bike via the frame sliders or foot peg brackets
- Height adjusts with quick release spring loaded pin
- Allows complete front or rear suspension removal
- Sold in pairs

Description	WPS#	List
Powerjack	610-3013	\$139.00



POWERPLATFORM PORTABLE WORK TABLE

- Heavy duty mild steel construction
- Portable folding design with adjustable feet to adapt to most uneven surfaces
- Built in carry handle
- Durable powder coated finish
- 600 lb. Weight capacity
- Unfolded dimensions: 88" long, 24" wide, 18" high

Description	WPS#	List
Portable work table	610-3050	\$299.00



POWERCHOCK WHEEL CHOCK

- Designed for 16" thru 19" tires
- Heavy duty mild steel construction with self-locking design
- 4 mounting holes for anchoring and 2 tie-down openings
- Durable powder coated finished

Description	WPS#	List
Wheel chock	610-3051	\$139.00





SPORTBIKE STANDS

- Oversized 4.25" quad wheels with dual sealed bearing wheels
- Heavy duty steel tube construction
- Compact break-down design
- Pivot angle allows for easy lifting
- Plastic glide plates help protect tubing
- Head lift stand includes 13/15/16.5/17 and 18 mm pins
- Rear stand is designed for use with swingarm spools, pad hardware available separately



Fork

Description	WPS#	List
Fork lift stand	3-ST922	\$99.95
Head lift stand	3-ST943	129.95
Rear stand	3-ST901	99.95
Pad hardware for rear stand	3-ST981	17.95



Includes 5 different lift pins

Head



Rear



Pad



STREET

V-TWIN

OFFROAD

ATV / UTV

TUBES / ACCESSORIES

TRAILER

TOOLS / REPAIR

PROMOTIONAL

REFERENCE

INDEX

STREET

V-TWIN

OFFROAD

ATV / UTV

TUBES / ACCESSORIES

TRAILER

TOOLS / REPAIR

PROMOTIONAL

REFERENCE

INDEX



SnapJack V2
Variable

SNAPJACK V2 VARIABLE

- Improved lightweight design, weighs 35% less (just 1.2 lbs) than previous SnapJack models
- Allows you to raise the rear tire slightly off the ground to spin the tire for chain cleaning/lubricating/adjustment and tire/rim cleaning
- Portable: Fits easily into most tank and saddle bags
- Adjustable: Works with most all 1980 and newer sport, touring, adventure touring, standard and dual sport motorcycles with double sided swingarms (not for use with heavy cruisers or long kickstand heavy bikes)
- Improved design works well with Triumph right side drive models
- For use on the right side of bike (opposite side from the kickstand)
- From the makers of Tirox motorcycle cleaning and chain maintenance products



Includes: SnapJack V2 Variable, brake locking strap, anti-skid pad, locking pin and carry pouch

Easy to use: Lock the front brake with the included strap, with the bike on the stock kickstand, place the SnapJack V2 in the proper position on the swingarm and push the SnapJack V2 into position. User accepts all liability if used for anything but it's intended use.

For more information go to: www.thesnapjack.com

WPS#	List
58-7832	\$49.95

SNAPJACK SS

- For use with most all single sided swingarm motorcycles with a 42mm axle/hub hole
- Allows you to raise the rear tire slightly off the ground to spin the tire for chain cleaning/lubricating/adjustment and tire/rim cleaning
- Portable: Fits easily into most tank and saddle bags
- From the makers of Tirox motorcycle cleaning and chain maintenance products



For use with the following motorcycles with a 42mm axle/hub hole:

Ducati: Superbike 1098/1198, Multistrada 1200, Monster 1199/1200/1299, later model 1098, Diavel
KTM: Super Duke and GT

MV Augusta: Measure for fitment
Triumph: Measure for fitment

Includes: SnapJack SS, brake locking strap, anti-skid pad, locking pin and carry pouch

Easy to use: Lock the front brake with the included strap, with the bike on the stock kickstand, place the SnapJack SS into the hub and push the SnapJack SS into position. User accepts all liability if used for anything but it's intended use.

For more information go to: www.thesnapjack.com

WPS#	List
58-7833	\$79.95



ROLLASTAND®

- Allows you to easily clean front and rear tires/rims
- Sealed bearings, powder coated finish
- One person operation, just roll the front or rear tire onto the Rollastand® and place the bike on the sidestand
- Great for tire inspection, chain maintenance and checking air pressure
- Sportbike and Cruiser/Harley Davidson® models available (cruiser works on all motorcycles)



Description	WPS#	List
Sportbike	25-2020	\$32.95
Cruiser/Harley Davidson®	25-2021	41.95



STANDARD 1200 AIRLIFT

- Revolutionary air bellow design requires no maintenance
- Includes 30" ramp
- 1200 lb. capacity
- 80" long, 24" wide
- Height adjustable from 8" to 39"
- 90-100 psi air source required
- Weighs 322 lbs.




Description	WPS#	List
LIFTS		
Standard 1200 Black	27-1140BK	\$1302.95
Standard 1200 Blue	27-1140BU	1302.95
Standard 1200 Grey	27-1140G	1189.95
Standard 1200 Orange	27-1140O	1302.95
Standard 1200 Red	27-1140R	1302.95
OPTIONS		
12" Side panels, black	27-1132BK	\$386.95
Snowmobile 10" wings, (pair)	27-1109	171.95
Cycle vise	27-1163BK	215.95
Scissor lift	27-1137	333.95
Tool tray	27-1178	171.95
Lift dolly, black	27-1101BK	96.95



AIR AND ELECTRIC LIFTS

STANDARD LIFT SPECIFICATIONS	
HEIGHT	down7" raised31"
LENGTH	table80" ramp20"
WIDTH	table24" w/panels40"
WEIGHT	lift only 304 lbs. side panel 105 lbs. cycle-vise 36 lbs.
CAPACITY 1000 lbs.



Cycle Vise

Description	WPS#	List
LIFTS		
Electric Lift, Grey	27-1115	\$1469.95
Electric Lift, Red	27-1115R	1582.95
OPTIONS		
Scissor Lift	27-1137	\$333.95
Cycle Vise	27-1163BK	215.95
Snowmobile 10" wings, (pair)	27-1109	171.95
Tool Tray	27-1178	171.95
Piston Seal	27-1111	68.95
Lift Dolly, Blk	27-1101BK	96.95
12" Panels, Blk (pair) for snowmobiles and extra wide ATVs	27-1132BK	386.95

Description	WPS#	List
REPLACEMENT PARTS		
Wheel Retaining Ring	27-1102	\$3.50
Cast Wheel	27-1103	41.95
Cam Roller Bearing	27-1104	64.95
Track Roller Bearing	27-1107	38.95
Ramp	27-1108	99.95
Piston Seal Kit	27-1111	68.95
Foot Valve Assembly (Complete)	27-1116	124.95
Foot Valve Rebuild Assembly	27-1117	25.95
Detent End Clip	27-1118	9.95

Lift Dolly



F.O.B. Iowa factory. Shipped direct.

DROP SHIPMENTS ARE NOT INCLUDED IN OUR FREE FREIGHT PROGRAM

To order Handy drop-ship items:

- 1.) Call toll-free order line and request freight quote
- 2.) Form with freight quote will be faxed to dealer
- 3.) Sign freight quote form and return to WPS (use toll-free order entry fax line 800-326-3813), order will be placed and drop-shipped
- 4.) These items are not included in free freight policy, freight will be added to billing
- 5.) Dealer will be billed when WPS receives mfg's invoice
- 6.) COD dealers must prepay or use credit card before ordered from mfg. Freight will be billed separately
- 7.) These are special order items and cannot be cancelled

STREET
V-TWIN
OFFROAD
ATV / UTV
TUBES / ACCESSORIES
TRAILER
TOOLS / REPAIR
PROMOTIONAL
REFERENCE
INDEX



S.A.M. 1200 AIRLIFT

- Revolutionary air bellow design requires no maintenance
- Features a drop out panel for easy tire changes
- Includes 30" ramp
- 1200 lb. capacity
- 7' long, 24" wide
- Height adjustable from 8" to 39"
- 90-100 psi air source required
- Weighs 322 lbs.

Description	WPS#	List
LIFTS		
S.A.M. 1200 Black	27-1141BK	\$1460.95
S.A.M. 1200 Blue	27-1141BU	1460.95
S.A.M. 1200 Grey	27-1141G	1347.95
S.A.M. 1200 Orange	27-1141O	1460.95
S.A.M. 1200 Red	27-1141R	1460.95
OPTIONS		
12" Side panels, black	27-1167BK	\$408.95
13" Front extension, black	27-1166BK	171.95
Cycle vise, black	27-1163BK	215.95
Tool tray	27-1178	171.95



ORDER TOLL FREE
1 (800) 999-3388

OR FAX (800) 326-3813

See us on the Internet: <http://www.wps-inc.com>
 e-mail: Dealer@wps-inc.com

WHEN ORDERING



F.O.B. Iowa factory. Shipped direct.

DROP SHIPMENTS ARE NOT INCLUDED IN OUR FREE FREIGHT PROGRAM

To order Handy drop-ship items:

- 1.) Call toll-free order line and request freight quote
- 2.) Form with freight quote will be faxed to dealer
- 3.) Sign freight quote form and return to WPS (use toll-free order entry fax line 800-326-3813), order will be placed and drop-shipped
- 4.) These items are not included in free freight policy, freight will be added to billing
- 5.) Dealer will be billed when WPS receives mfg's invoice
- 6.) COD dealers must prepay or use credit card before ordered from mfg. Freight will be billed separately
- 7.) These are special order items and cannot be cancelled



Shown with optional cycle vise

S.A.M. 2 AIRLIFT

- Longer and wider than other lifts with double drop-down panel design
- 1000 lb. capacity
- 93" long by 28" wide
- Height adjustable from 7.5" to 35"
- 90-120 psi air source required
- Weighs 345 lbs
- Includes 40" long by 28" long ramp, great for lowered bikes

Description	WPS#	List
LIFTS		
S.A.M. 2 Lift	27-1157	\$1522.95
S.A.M. 2 Lift, Blue	27-1157BU	1635.95
S.A.M. 2 Lift, Orange	27-1157O	1635.95
S.A.M. 2 Lift, Red	27-1157R	1635.95
OPTIONS		
10" Side Extensions	27-1158	\$596.95
Cycle Vise, Blk	27-1163BK	215.95

WHEN ORDERING



F.O.B. Iowa factory. Shipped direct.

DROP SHIPMENTS ARE NOT INCLUDED IN OUR FREE FREIGHT PROGRAM

To order Handy drop-ship items:

- 1.) Call toll-free order line and request freight quote
- 2.) Form with freight quote will be faxed to dealer
- 3.) Sign freight quote form and return to WPS (use toll-free order entry fax line 800-326-3813), order will be placed and drop-shipped
- 4.) These items are not included in free freight policy, freight will be added to billing
- 5.) Dealer will be billed when WPS receives mfg's invoice
- 6.) COD dealers must prepay or use credit card before ordered from mfg. Freight will be billed separately
- 7.) These are special order items and cannot be cancelled

ORDER TOLL FREE

1 (800) 999-3388

OR FAX (800) 326-3813

See us on the Internet: <http://www.wps-inc.com>
e-mail: Dealer@wps-inc.com

STREET

V-TWIN

OFFROAD

ATV / UTV

TUBES / ACCESSORIES

TRAILER

TOOLS / REPAIR

PROMOTIONAL

REFERENCE

INDEX



B.O.B. 1500 AIRLIFT

B.O.B. LIFT SPECIFICATIONS

HEIGHT	down	10"
	raised	40"
LENGTH	table	84"
	ramp	31"
WIDTH	table	28"
	w/panels	40"
WEIGHT	lift only	495 lbs



Trike extension kit



Shown with optional cycle vise

Description	WPS#	List
LIFTS		
B.O.B Lift, Grey	27-1161	\$1909.95
B.O.B Lift, Orange	27-11610	2022.95
B.O.B Lift, Red	27-1161R	2022.95
OPTIONS		
12" Side Panels, Blk	27-1162BK	\$550.95
13" Front Extension, Blk	27-1164BK	204.95
Trike Extension	27-1168	685.95
Cycle Vise, Blk	27-1163BK	215.95
Tool Tray	27-1178	171.95

The B.O.B. 1500 Air Lift is Handy Industries' newest addition to its line-up of lift products for the powersports market. Handy's B.O.B. 1500 is packed with features: 1,500 lbs. lifting capacity, 40" maximum height, work surface of 84" x 28" (16 sq. ft.!) and a drop out for the tire changers.

B.U.L. AIR LIFT

The Big Utility Lift (B.U.L.) has a 2500 lb capacity and the UTV can be loaded from either end.

- 2500 lb capacity, 500 lb shipping weight
- 54" long by 27" wide, 39" max. height (9" minimum height)
- No-maintenance air bellows
- Four adjustable support bars with anti-skid rubber pads for optimum stability
- Durable black textured powder coat finish
- Sliding oil pan with a 27" wide working surface
- Phenolic wheels with serviceable roller bearings

Description	WPS#	List
B.U.L. Airlift	27-1152	\$2570.95



F.O.B. Iowa factory. Shipped direct.

DROP SHIPMENTS ARE NOT INCLUDED IN OUR FREE FREIGHT PROGRAM

To order Handy drop-ship items:

- 1.) Call toll-free order line and request freight quote
- 2.) Form with freight quote will be faxed to dealer
- 3.) Sign freight quote form and return to WPS (use toll-free order entry fax line 800-326-3813), order will be placed and drop-shipped
- 4.) These items are not included in free freight policy, freight will be added to billing
- 5.) Dealer will be billed when WPS receives mfg's invoice
- 6.) COD dealers must prepay or use credit card before ordered from mfg. Freight will be billed separately
- 7.) These are special order items and cannot be cancelled

GRUNTAVORE 1800 AIRLIFT



- Ideal for UTVs and larger ATVs
- 1800 lb. capacity
- 104" long by 60" wide
- Height adjustable from 10" to 40"
- 90-100 psi air source required
- Includes 31" long ramp

Description	WPS#	List
Gruntavore 1800	27-1155	\$3335.95



LITTLE GRUNT LIFT

- Designed to lift your UTV/ATV for tire, wheel and suspension maintenance
- 1000 lb. capacity
- 28" long by 13 1/4" wide with a textured rubber pad for stability
- Scissor type lifting action, height adjustable from 4 9/16" to 20 1/4"

Description	WPS#	List
Little Grunt	27-1156	\$483.95

WHEN ORDERING

F.O.B. Iowa factory. Shipped direct.

DROP SHIPMENTS ARE NOT INCLUDED IN OUR FREE FREIGHT PROGRAM

To order Handy drop-ship items:

- 1.) Call toll-free order line and request freight quote
- 2.) Form with freight quote will be faxed to dealer
- 3.) Sign freight quote form and return to WPS (use toll-free order entry fax line 800-326-3813), order will be placed and drop-shipped
- 4.) These items are not included in free freight policy, freight will be added to billing
- 5.) Dealer will be billed when WPS receives mfg's invoice
- 6.) COD dealers must prepay or use credit card before ordered from mfg. Freight will be billed separately
- 7.) These are special order items and cannot be cancelled

STREET

V-TWIN

OFFROAD

ATV / UTV

TUBES / ACCESSORIES

TRAILER

TOOLS / REPAIR

PROMOTIONAL

REFERENCE

INDEX



MC615R AIR LIFT

- 24" x 84" Deck, 1000 lb. capacity
- Rear drop panel
- Maximum raised height 35", lowered height 7"
- Automatic safety locks
- Loading ramp included
- One year warranty

Description	WPS#	List
Black	135-6254	\$1679.95
Blue	135-6292	1679.95
Red	135-6294	1679.95

[See page 290 for optional accessories.](#)

Shipped direct from K & L warehouse in California.



MC625R AIR LIFT

- 29.5" x 86.5" Deck, 1750 lb. capacity
- Drop panels at front and rear of lift
- Maximum raised height 40", lowered height 8.5"
- Automatic safety locks
- Loading ramp included
- One year warranty

Description	WPS#	List
Black	135-6368	\$2199.95
Black/orange	135-6616	2199.95
Blue	135-6350	2199.95
Red	135-6355	2199.95

[See page 290 for optional accessories.](#)

Shipped direct from K & L warehouse in California.



STREET

V-TWIN

OFFROAD

ATV / UTV

TUBES / ACCESSORIES

TRAILER

TOOLS / REPAIR

PROMOTIONAL

REFERENCE

INDEX



MC500 HYDRAULIC LIFT



- 24" x 84" Deck, 1100 lb. capacity
- Built in 110 volt hydraulic pump
- Rear drop panel
- Maximum raised height 39", lowered height 7"
- Automatic safety locks
- Loading ramp included
- One year warranty

Description	WPS #	List
Blue	135-4500	\$2427.95
Red	135-4502	2427.95

See page 290 for optional accessories.

Shipped direct from K & L warehouse in California.



MC655R HYDRAULIC LIFT




- 29.5" x 86.5" Deck, 2000 lb. capacity
- Built in 110 volt hydraulic pump
- Front and rear drop panels
- Maximum raised height 48", lowered height 7.5"
- Automatic safety locks
- Loading ramp included
- One year warranty

Description	WPS #	List
Black	135-6629	\$3236.95
Black/Orange	135-6617	3236.95
Blue	135-6568	3236.95
Red	135-6564	3236.95

See page 290 for optional accessories.

Shipped direct from K & L warehouse in California.



STREET

V-TWIN

OFFROAD

ATV / UTV

TUBES / ACCESSORIES

TRAILER

TOOLS / REPAIR



PROMOTIONAL

REFERENCE

INDEX



LIFT ACCESSORIES



Description

MC655R	MC650R	MC625R	MC615R	MC600	MC500R	WPS#	List
--------	--------	--------	--------	-------	--------	------	------

WHEEL VISES/CLAMPS

MC17 Cycle vise, gray	*	*	*	*	*	137-9800	\$325.95
A MC17 Cycle vise, black	*	*	*	*	*	137-9801	325.95
B Crank style wheel vise	*	*	*	*	*	135-9926	315.95
C MC10R Deluxe self-locking wheel clamp, includes std. width rocker (for 120mm - 160mm wide tires)	*	*	*	*	*	135-4040	288.95
Optional narrow rocker kit for MC10R wheel clamp (for 90mm - 110mm wide tires)	*	*	*	*	*	135-4041	34.95
D Wheel stop	*	*	*	*	*	135-6567	138.95

SIDE PANELS

Side panel set, MC500R/MC615R, increases width from 24" to 48", gray				*	*	135-6295	\$436.95
Side panel set, MC500R/MC615R, increases width from 24" to 48", black				*	*	135-6255	437.95
Side panel set, MC625R/MC650R/MC655R, increases width to 56.5", includes side panels and std. ramps, gray	*	*	*			135-6552	591.95
Side panel set, MC625R/MC650R/MC655R, increases width to 56.5", includes side panels and std. ramps, black	*	*	*			135-6369	591.95
Side panel set, MC625R/MC650R/MC655R, increases width to 56.5", includes side panels and long ramps	*	*	*			135-6552L	654.95
Wide side panel set, MC625R/MC650R/MC655R, increases width to 69", includes side panels and long ramps, gray	*	*	*			135-6552W	657.95
Wide side panel set, MC625R/MC650R/MC655R, increases width to 69", includes side panels and long ramps, black	*	*	*			135-6369W	667.95
Trike side panel set, MC625R/MC650R/MC655R, increases width to 56.5", includes side panels and ramps	*	*	*			135-6552T	469.95
Trike wide side panel set, MC625R/MC650R/MC655R, increases width to 69", includes side panels and ramps	*	*	*			135-6552TW	482.95
Extended ramp, for bikes with low ground clearance - 15" W x 45 3/8" L	*	*	*	*	*	135-0306	166.95

LIFT EXTENSIONS

Lift extension kit, adds 30" to the lift	*	*	*	*	*	135-0318	\$168.95
Lift extension kit (front or rear), adds 24" to the deck, 24" x 29.5", grey	*	*				135-6557	236.95
Lift extension kit (front or rear), adds 24" to the deck, 24" x 29.5", black	*	*				135-6374	259.95

MISCELLANEOUS

E Nose wheel kit	*	*	*	*	*	135-6770	\$99.95
F Retractable wheels	*	*	*	*	*	135-0321	90.95
G CE Approved pedal assembly			*	*		135-6370	221.95
Replacement air cylinder seal set MC615R				*		135-7778	14.95
Replacement air cylinder seal set MC625R			*			135-7779	26.95

* = Fits

STREET

V-TWIN

OFFROAD

ATV / UTV

TUBES / ACCESSORIES

TRAILER

TOOLS / REPAIR

PROMOTIONAL

REFERENCE

INDEX



MC450 CENTER JACK

- This easy to use scissor jack is the answer for raising bikes and ATV's, UPS shippable
- **NOTE: Do not use air/impact guns to raise and lower the MC450**
- Dimensions: 16"(405mm) Length x 5-1/2"(135mm) Width
- Minimum Height: 3-1/2", Maximum Height: 13"(330mm)
- Base Width: 14"(355mm) Maximum Weight: 1100 lbs

Description	WPS #	List
MC450 Center Jack	237-9841	\$293.95



SPORT JACK ADAPTER

- When used with the MC450 center jack, this adapter allows you to raise the rear of a sport bike with no tension on the rear suspension
- Great for shock and swingarm removal
- Adapter sleeve set available separately

Description	WPS #	List
Sport Jack Adapter	237-9534	\$222.95
Adapter set	237-9527	66.95



MC455 FATJACK & MC464 FATJACK DOLLY

- Everything you like about the MC450 and more. Fat Jack's wider deck with MC464 Fat Jack Dolly is for shops that already own the MC455. Casters let you move bikes easily, with the stability you need
- **NOTE: Do not use air/impact guns to raise and lower the MC455**
- Minimum Height: 3-1/2", Maximum Height: 13"
- Dimensions: 16"(405mm) Length x 10"(255mm) Width
- Maximum Height: 13"(330mm). Base Width: 14"(355mm)
- Maximum Weight: 1100 lbs

Description	WPS #	List
MC455 Fat Jack	237-8660	\$312.95
MC464 Fat Jack Dolly	237-9694	145.95



STREET

V-TWIN

OFFROAD

ATV / UTV

TUBES / ACCESSORIES

TRAILER

TOOLS / REPAIR

PROMOTIONAL

REFERENCE

INDEX



STREET

V-TWIN

OFFROAD

ATV / UTV

TUBES / ACCESSORIES

TRAILER

TOOLS / REPAIR

PROMOTIONAL

REFERENCE

INDEX

MC465 UTV JACK

The MC465 UTV Jack from K&L lets you service U.T.V.'s without mounting sidepanels to your existing lift. The wide footprint offers the stability you need when working on these units, and keeps the weight centered, an important safety consideration

- Trike adapter for Harley Davidson Tri-Glide Ultra Classic models available separately.
- Minimum Height: 3-1/2", Maximum Height: 13"
- Deck Dimensions: 23" Length x 5.5" Width
- Base Width: 12.5" Maximum Weight: 1100 lbs.



Description	WPS #	List
MC465 UTV Jack	237-8787	\$363.95
Trike Adapter for MC465	237-8794	72.95

MC460 SHOP DOLLY

The MC460 Shop Dolly allows bikes to be easily moved around the shop. The MC460 works with the MC 450 & MC455 center jacks and the MC550 MultiLift

Features include:

- Adjustable width from 13" to 20" at base
- 12" to 15" Adjustable height
- Four tie down attachment loops
- Swivel neoprene wheels
- Rubber pads on frame rails
- Maximum Weight: 1200 lbs
- Fat Jack shown in picture not included.



Description	WPS #	List
MC460 Shop Dolly	235-9872	\$337.95



Description	WPS#
Deltran Battery Display	56-Display1
Deltran Battery Tender Display	56-Display2



DISPLAY

- Free-standing display
- Sign included
- Each shelf can hold 36 one-quart bottles or 6 one-gallon jugs
- 3 shelves are height adjustable to allow for multiple merchandise configurations
- Bold Castrol branding on the header card and each of the adjustable shelves



Description

4 shelf floor display (Drop shipped from Castrol)



CLYMER®

- Holds from 25 to 6 manuals, depending on the size of display

Description	WPS#
25 Title rack	27-1015
20 Title counter spinning rack	27-1014
9 Title rack	27-1010A
6 Title rack	27-1012



Hat



Demonstration Bottle



Quick Install Tool



Displays ship direct from Counteract

Option 1

Purchase \$150 in Counteract Balancing Beads on one order and receive a free counter display and banner

Option 2

Purchase \$500 in Counteract Balancing Beads on one order and receive a free counter display, banner, demonstration bottle, hat and a Quick Install Tool

Description

- Option 1 (Drop shipped from Counteract)
- Option 2 (Drop shipped from Counteract)

All displays on this page are free with sales participation. Contact sales rep/sales department for details

STREET
V-TWIN
OFFROAD
ATV / UTV
TUBES / ACCESSORIES
TRAILER
TOOLS / REPAIR
PROMOTIONAL
REFERENCE
INDEX

STREET

V-TWIN

OFFROAD

ATV / UTV

TUBES / ACCESSORIES

TRAILER

TOOLS / REPAIR

PROMOTIONAL

REFERENCE

INDEX




TIRE RACK

- All metal rack is 2 levels that holds 20-30 mixed tires
- Strong swivel-caster wheels make it easy to move the rack for cleaning or rearranging the store
- Includes attractive Michelin sign

Must order both parts to make complete tire rack

Description	WPS#
Tire Rack	87-TIRE RACK
Michelin Sign (Metric)	87-0010
MICHELIN SIGN (V-TWIN)	87-0014
Replacement tire/wheel	87-TIRE RACK WHEEL



Tire inserts for tire stands and slat walls

Description	WPS#
Pilot Power	87-9912
Pilot Power 2CT	87-9900
Pilot Road 3	87-9902
Power Pure	87-9906
Commander	87-9904
M12	87-9909
S12	87-9908
S12 XC	87-9905
Starcross 19"	87-9907
Starcross	87-9903



CABLE HANGERS

- Comes single, double or triple row configurations
- 4 1/2" long cable holders with header card to write in part number

Description	WPS#
Cable Hangers	70-1158



All displays on this page are free with sales participation. Contact sales rep/sales department for details



Description WPS #
40pc Floor Display 609-0342



Description WPS#
Header 25"X81/2" 481-HEADER
Slat Wall Hooks 481-SLATWALL



STREET

V-TWIN

OFFROAD

ATV / UTV

TUBES / ACCESSORIES

TRAILER

TOOLS / REPAIR

PROMOTIONAL

REFERENCE

INDEX



TIRE RACK DISPLAY

- All metal rack is 2 levels that holds 20-30 mixed tires
- Strong swivel-caster wheels make it easy to move the rack for cleaning or rearranging the store
- Nice Pirelli sign to add a great look

Description WPS#
Tire Rack 87-TIRE RACK
Pirelli Sign 87-0011
Replacement tire/wheel 87-TIRE RACK WHEEL



RUG & BANNER

Description WPS# List
Pirelli Track Banner 3' x 9' BANNER-PIRELLI2 \$19.95

TIRE INSERT DISPLAY SIGNS



Model WPS#
TIRE INSERT
Diablo Corsa 871-9990
Diablo Rosso 871-9991
Angel 871-9992
Scorpion Hard 871-9993
Scorpion Extra 871-9994
Scorpion Soft 871-9995

All displays on this page are free with sales participation. Contact sales rep/sales department for details



* Drop Shipped from Vendor



Drop shipped from S100



DISPLAY RACK



Description	WPS#
777 Display	87-SHINKODISP
Metric Catalog	87-4990
V-Twin Catalog	87-4990V

Size	WPS#	List
Adjustable	87-4974	\$20.95

Size	Black	List
S	87-4973S	\$19.95
M	87-4973M	19.95
L	87-4973L	19.95
X	87-4973X	19.95
2X	87-49732X	19.95
3X	87-49733X	19.95
4X	87-49734X	19.95

Continued on the next page

All displays on this page are free with sales participation. Contact sales rep/sales department for details

TIRE RACK

- All metal rack is 2 levels that holds 20-30 mixed tires
- Strong swivel-caster wheels make it easy to move the rack for cleaning or rearranging the store
- Attractive Shinko sign, order separately



Must order both parts to make complete tire rack

Description	WPS#
Tire Rack	87-TIRE RACK
Shinko WPS Sign	87-0012
Shinko HARD DRIVE Sign	87-0015
Replacement tire/wheel	87-TIRE RACK WHEEL

TIRE STAND

- Great way to display tire models, "sets," deals and to "show and sell," Shinko tires in your store
- Focus attention to a certain Shinko Tire



Order both, stand and display sign, for complete look

Description	WPS#
Tire Stand ea.	87-Shinko Stand

RUG & BANNER



	Description	WPS#	List
A	Shinko Floor Rug	RUG-SHINKO	\$79.95
	SHINKO TRACK BANNER		
B	6' X 3'	BANNER-SHINKO	25.95
C	SOLAR FLAG	87-4983	299.95
D	Table Cover	87-4984	249.95



ALUMINUM CANOPIES

- High quality aluminum framed canopies
- Each canopy comes with tie down stakes, rope and a handy carrying bag
- Replacement canopy tops work with Shinko and Fly canopy frames

Size	Color	WPS #	List
10' x 10'	Black w/std frame	87-4980	\$299.95
10' x 10"	Black w/heavy duty frame	87-4981	439.95
10 X 10	Replacement Top	87-4982	158.95
	Full Wall	87-4985	242.95
	Replacemnet carry bag	87-4986	35.95

Description	WPS #	List
REPLACEMENT PARTS		
Plastic cross brace fittings	360-9902	\$5.95
Replacement legs	360-9900	31.95
Aluminum cross piece	360-9901	22.95
Replacement canopy top	87-4982	158.95





STREET

V-TWIN

OFFROAD

ATV / UTV

TUBES / ACCESSORIES

TRAILER

TOOLS / REPAIR

PROMOTIONAL

REFERENCE

INDEX

TIRE STAND

Description	WPS#
A Tire Stand	61-0781
B Optional added wheel mount	61-0784
C Optional tire holder	61-0782



OPTIONAL ARMS



Description	WPS#
Tire Rack	87-TIRE RACK
Sedona Sign	87-0013
Replacement tire/wheel	87-TIRE RACK WHEEL



Description	WPS#	List
10 X 10 HD Canopy	570-9920	\$439.95
10 X 10 Replacement Top	570-9921	150.95
10 X 10 Half Wall	570-9922	199.95
10 X 10 Full Wall	570-9923	259.95
10 X 20 HD Canopy	570-9924	759.95
10 X 20 Replacement Top	570-9925	312.95
10 X 20 Full Wall	570-9926	329.95

Description	WPS#	List
11' flag solid black	570-9930	\$111.95
Solar tear drop Red/Black	570-9928	299.95



Description	WPS#	List
8' Table cloth	570-9927	\$249.95



Description	WPS#	List
Hat Black	570-9917	\$24.95



Description	WPS#	List
Rug	RUG-SEDONA	\$79.95

**MECHANICS
BAR STOOLS**

- Heavy duty chrome tool tray
- Ball bearing seat swivel
- 4 Ball bearing casters
- Oil-resistant vinyl seat
- Chrome Plated legs

Description	WPS#	List
Barstool	570-9998	\$79.95



SEDONA STICKERS

Description	WPS#	List
Authorized dealer sticker	99-8313	\$1.75
5" Sedona Logo Sticker 100/pk	99-8308	18.95
7" Sedona Logo Sticker 100/pk	99-8309	25.95
Authorized dealer sign	570-SEDONA SIGN	16.95



Description	WPS#	List
Tire insert	870-0001	\$19.95



Description	WPS#	List
Rip Saw tire Display Box	570-SEDONADISP	\$48.95



Description	WEPS#	List
Track Banner 6' x 3'	BANNER-SEDONA2	\$21.95

All displays on this page are free with sales participation. Contact sales rep/sales department for details

STREET

V-TWIN

OFFROAD

ATV / UTV

TUBES / ACCESSORIES

TRAILER

TOOLS / REPAIR

PROMOTIONAL

REFERENCE

INDEX

STREET TIRE REFERENCE

STREET
V-TWIN
OFFROAD
ATV / UTV
TUBES / ACCESSORIES
TRAILER
TOOLS / REPAIR
PROMOTIONAL
REFERENCE
INDEX

cc	Application	Year	Front Tire	Rear Tire
YAMAHA/STAR				
50	DT50	'88-90	2.50-19	3.00-17
	RX50	'83-84	2.50-19	3.50-16
	YSR50	'87-93	3.50-12	4.00-12
60	RD60	'73-75	2.50-17	3.50-17
80	DT80	'81-83	2.50-15	2.75-14
	GT80	'73-80	2.50-15	2.75-14
100	DT100	'74-75	2.75-19	3.00-18
		'76	2.75-19	3.00-18
		'77	2.50-18	3.00-16
		'78-83	2.50-18	3.00-16
	RS100	'75-76	2.50-18	2.75-18
125	AT1/AT2	'70-72	3.25-18	3.50-18
	DT125	'74-75	3.00-19	3.25-18
		'76	2.75-21	3.25-18
		'78-81	2.75-21	3.50-18
	RD125	'75	2.75-18	3.00-18
125		'76	2.75-18	3.00-18
	XT125	'82-83	2.75-21	100/90-17
175	CT175	'69-73	3.25-18	3.50-18
	DT175	'74-75	3.00-19	3.50-18
		'76	2.75-21	3.50-18
		'78-79	2.75-21	3.50-18
		'80-81	2.75-21	3.50-18
185	SR185	'81-82	3.00-17	3.50-16
200	RD200	'74-75	2.75-18	3.00-18
		'76	2.75-18	3.00-18
	TW200	'87-18	130/80-18	180/80-14
	XT200	'82-83	2.75-21	180/80-17
225	XT225 Serow	'92-96	2.75-21	120/80-18
	XT225	'97-06	2.75-21	120/80-18
250	DT1	'68-71	3.25-19	4.00-18
	DT2	'72-73	3.25-19	4.00-18
	DT250	'74-75	3.00-21	4.00-18
		'76-79	3.00-21	4.00-18
	RD250	'73-75	3.00-18	3.25-18
	SR250	'80-82	3.00-18	120/90-16
	SRX250	'87	90/90-16	100/90-18
	WR250R	'13-18	80/100-21	120/80-18
	XT250	'80-83	3.00-21	4.60-17
		'84	3.00-21	4.60-17
		'08-18	2.75-21	120/80-18
	XV250 RT66/Virago	'88-90	3.00-18	130/90-15
	XV250 Virago	'97-07	3.00-18	130/90-15
	V Star	'08-18	3.00-18	130/90-15
320	YZF-R3	'15-18	110/70-17	140/70-17
350	RD350	'73-75	3.00-18	3.50-18
	RZ350	'84-85	90/90-18	110/80-18
	XT350	'85-00	3.00-21	110/80-18
360	DT360	'74	3.00-21	4.00-18
	TR1	'70-71	3.25-19	4.00-18
	RT2/3	'72-73	3.25-19	4.00-18
	XS360	'76-77	3.00-18	3.50-18
	XS360-2D	'77	3.00-18	3.50-18
400	DT400	'75-76	3.00-21	4.00-18
		'77-78	3.00-21	4.00-18
	FZR400	'88-90	110/70-17	140/60-18
	RD400	'76-79	3.25-18	3.50-18
	SR400	'15-18	90/100-18	110/90-18
	XS400	'77	3.25-18	3.50-18
		'78-79	3.00-18	3.50-18
	XS400-2	'78-79	3.00-18	3.50-18
	XS400S Heritage	'80-81	3.00-18	120/90-16
	XS400 Maxim	'82-83	3.00-19	130/90-16
	XS400 Seca	'82-83	3.00-18	4.10-18
500	SR500	'78-79	3.50-19	4.00-18
		'80-81	3.50-19	4.00-18
	TX500	'73-74	3.25-19	4.00-18
	XS500	'75-78	3.25-19	4.00-18
	XT500	'76-79	3.00-21	4.00-18
		'80-81	3.00-21	4.00-18
	XV500 Virago	'83	3.00-19	130/90-16
		'84	3.00-19	130/90-16
535	XV535	'87-01	3.00-19	140/90-15

cc	Application	Year	Front Tire	Rear Tire
YAMAHA/STAR (cont'd...)				
550	XJ550 Maxim	'81-83	3.25-19	130/90-16
	XJ550R Seca	'81	3.00-19	110/90-18
		'82-83	3.00-19	110/90-18
	XT550	'82-83	3.00-21	4.60-18
	XZ550 Vision	'82-83	100/90-18	110/90-18
600	FJ600	'84-85	100/90-18	110/90-18
	FZ6	'05-09	120/70-17	180/55-17
	FZ6R	'09-16	120/70-17	160/60-17
	FZ600	'86-88	110/90-16	120/80-18
	FZR600	'89-90	110/70-17	130/70-18
	FZR600R	'91-93	110/70-17	130/60-18
	FZR600	'94-99	110/70-17	140/60-18
600	XJ600S, Seca II	'92-97	110/80-17	130/70-18
	SRX600	'86	110/80-18	130/80-18
	XT600	'84-89	3.00-21	4.60-18
		'90-95	90/90-21	120/90-17
	YX600 Radian	'86	110/90-16	130/90-16
	YZF600R	'95-07	120/60-17	160/60-17
	YZF-R6	'99-00	120/60-17	180/55-17
		'01-02	120/60-17	180/55-17
		'03-05	120/60-17	180/55-17
		'06-09	120/70-17	180/55-17
		'10-18	120/70-17	180/55-17
	YZF-R6S	'06-08	120/70-17	180/55-17
		'09-10	120/70-17	180/55-17
650	TX650	'73-74	3.50-19	4.00-18
	XJ650 Maxim	'80-83	3.25-19	130/90-16
	XJ650 Turbo Seca	'82-83	3.25-19	120/90-18
	XJ650R Seca	'82-83	3.25-19	120/90-18
	XS650	'70-72	3.50-19	4.00-18
		'75	3.50-19	4.00-18
		'76-80	3.50-19	4.00-18
	XS650 Special	'79,81	3.50-19	130/90-16
	XS650 Heritage	'78-83	3.50-19	130/90-16
	XV650 V-Star/Classic	'98-09	130/90-16	170/80-15
		'10	130/90-16	170/80-15
	XV650 V-Star Custom	'99-04	100/90-19	170/80-15
		'05-09	130/90-16	170/80-15
		'10-16	130/90-16	170/80-15
	XV650 Silverado	'03-09	130/90-16	170/80-15
		'10	130/90-16	170/80-15
700	FZ-07	'15-17	120/70-17	180/55-17
	FZ700	'87	120/80-16	130/80-18
	FZX700 Fazer	'86-87	110/90-16	140/90-15
	MT-07	'18	120/70-17	180/55-17
700	XJ700 Maxim	'85	110/90-19	130/90-16
		'86	110/90-19	130/90-16
	XJ700 Maxim X	'85	110/90-19	130/90-16
		'86	110/90-19	130/90-16
	XSR700	'18	120/70-17	180/55-17
	XV700 Virago	'84-87	100/90-19	140/90-15
750	FZ750	'85-88	120/80-16	130/80-18
	FZR750R	'87-88	120/70-17	160/60-18
	TX750	'73-74	3.50-19	4.00-18
	XJ750 Maxim	'82-83	3.25-19	130/90-16
	XJ750 Seca	'81-83	3.25-19	120/90-18
	XS750	'76-79	3.25-19	4.00-18
	XV750 Virago	'81-83	3.50-19	130/90-16
	XV700 Midnite Spl.	'83	3.50-19	140/90-15
	XV750 Virago	'88-97	100/90-19	140/90-15
	YZF750RR	'95-97	120/70-17	180/55-17
800	FZ-8	'11-13	120/70-17	180/55-17
850	FJ-09	'15-17	120/70-17	180/55-17
	FZ-09	'14-16	120/70-17	180/55-17
	MT-09	'18	120/70-17	180/55-17
	Niken	'19	120/70-15	190/55-17
	TDM850	'92-93	110/80-18	150/70-17
	Tracer 900	'19	120/70-17	180/55-17
	Tracer 900 GT	'19	120/70-17	180/55-17
	XS850	'80-81	3.25-19	4.50-17
	XS850 Specials	'80-81	3.25-19	130/90-16
	XSR900	'17-18	120/70-17	180/55-17
900	XJ900R Seca	'83	100/90-18	120/90-18

STREET TIRE REFERENCE

cc	Application	Year	Front Tire	Rear Tire	
YAMAHA/STAR (CONT'D...)					
920	XV920 Virago	'82	3.25-19	130/90-16	
		'83	3.25-19	130/90-16	
	XV920 Midnite Spl.	'83	3.50-19	130/90-16	
950	XV920R	'81-82	3.25-19	120/90-18	
	Bolt	'14-18	100/90-19	150/80-16	
1000	SCR 950	'17	100/90-19	140/80-17	
	V-Star	'09-16	130/70-18	170/70-16	
	FZ-1	'02-05	120/70-17	180/55-17	
		'06-09	120/70-17	180/55-17	
		'10-16	120/70-17	180/55-17	
		'17	120/70-17	190/55-17	
	FZR1000	'87-88	120/70-17	160/60-18	
		'89-95	130/60-17	170/60-17	
	GTS1000	'93-94	130/60-17	170/60-17	
	MT-10	'18	120/70-17	190/55-17	
XV1000 Virago	'84-85	100/90-19	140/90-15		
YZF1000R	'97	120/70-17	180/55-17		
1100	YZF-R1	'99-03	120/70-17	190/50-17	
		'04-09	120/70-17	190/50-17	
		'10-14	120/70-17	190/55-17	
		'15-18	120/70-17	190/55-17	
	YZF-R1M	'15-18	120/70-17	200/55-17	
	YZF-R1S	'16-18	120/70-17	190/55-17	
	FJ1100	'84-85	120/80-16	150/80-16	
	XJ1100 Maxim	'82	3.50-19	130/90-16	
	XS1100	'78-81	3.50-19	4.50-17	
	XS1100 Specials	'79-81	3.50-19	130/90-16	
XV1100 Virago	'86-99	100/90-19	140/90-15		
XV1100 V-Star	'99-07	110/90-18	170/80-15		
1200	FJ1200	'86-87	120/80-16	150/80-16	
		'89-93	120/70-17	150/80-16	
	V-Max 1200	'85-08	110/90-18	150/90-15	
	Venture 1200	'83-85	120/90-18	140/90-16	
	XT1200Z Super Tenere/ES	'12-18	110/80-19	150/70-17	
	FJR1300	'03-12	120/70-17	180/55-17	
		FJR1300/ES	13-18	120/70-17	180/55-17
	V Star 1300	'08-16	130/90-16	170/70-16	
	Venture 1300	'86-94	120/90-18	140/90-16	
	XVZ Royal Star	'96-98	150/80-16	150/90-15	
'04-09		150/80-16	150/90-15		
'10-13		150/80-16	150/90-15		
'99-01		150/80-16	150/90-15		
XVZ 1300 Boulevard		'99	130/90-16	150/80-16	
XVZ 1300 Silverado		'99-00	150/80-16	150/90-15	
XVZ 1300 Tour Classic		'99-00	150/80-16	150/90-15	
XVZ 1300 Tour Deluxe		'99-07	150/80-16	150/90-15	
XVZ 1300 Venture		'99-03	150/80-16	150/90-15	
Stryker		'11-16	120/70x21	210/40x18	
1670	Road Star	'99-14	130/90-16	150/80-16	
	Road Star Warrior	'02-04	120/70-18	180/55-17	
1679	V Max	'05-10	120/70-18	200/50-17	
		'09-18	120/70-18	200/50-18	
	1850	Raider	'08-16	120/70-21	210/40-18
		Roadliner	'06-14	130/70-18	190/60-17
	Star Eluder	'18	130/70-18	200/55-16	
	Star Venture	'18	130/70-18	200/55-16	
	Stratoliner	'06-14	130/70-18	190/60-17	
	TRIUMPH				
	600	Daytona 600	'03-04	120/70-17	180/55-17
		Speed Four	'02-06	120/70-17	180/55-17
TT600		'00-03	120/70-17	180/55-17	
650	Daytona 650	'05	120/70-17	180/55-17	
675	Daytona 675	'06-16	120/70-17	180/55-17	
	Daytona 675 R	'11-16	120/70-17	180/55-17	
	Street Triple	'08-16	120/70-17	180/55-17	
	Street Triple R	'09-16	120/70-17	180/55-17	
	Street Triple Rx	'15	120/70-17	180/55-17	
800	America	'02-06	110/80-18	170/80-15	
	Bonneville	'01-06	100/90-19	130/80-17	
	Bonneville T100	'02-06	110/80-18	170/80-15	
	Speedmaster	'03-04	110/80-18	170/80-15	
	Tiger 800	'11	100/90-19	150/70-17	
	Tiger 800 ABS	'11-14	100/90-19	150/70-17	

cc	Application	Year	Front Tire	Rear Tire
TRIUMPH (CONT'D...)				
800	Tiger 800 XC	'11	90/90-21	150/70-17
	Tiger 800 XC ABS	'11-15	90/90-21	150/70-17
	Tiger 800 XCx	'15	100/90-19	150/70-17
	Tiger 800 XR	'15	100/90-19	150/70-17
	Tiger 800 XRx	'15	100/90-19	150/70-17
865	America	'07-10	110/90-18	170/80-15
	America	'11-16	130/90-16	170/80-15
	America LT	'14-16	130/90-16	170/80-15
	Bonneville	'07-15	100/90-19	170/80-15
	Bonneville SE	'09-12	110/70-17	130/80-17
	Bonneville Steve McQueen SE	'12	110/70-17	130/80-17
	Bonneville T100	'07-15	100/90-19	130/80-17
	Scrambler	'07-16	100/90-19	130/80-17
	Speed Triple T509	'97-98	120/70-17	190/50-17
	Speedmaster	'05-16	110/90-18	170/80-15
900	Thrupton	'04-15	100/90-18	130/80-17
	Thrupton SE	'11	100/90-18	130/80-17
	Adventurer	'96-02	100/90-19	150/80-16
	Daytona 900	'94-96	120/70-17	180/55-17
	Daytona 900 Super III	'94-97	120/70-17	180/55-17
	Legend TT	'99-02	120/70-17	160/60-17
	Scrambler	'06	100/90-19	130/80-17
	Sprint	'93-98	120/70-17	170/60-17
	Sprint Executive	'98	120/70-17	170/60-17
	Sprint Sport	'98	120/70-17	170/60-17
955	Street Twin	'16	120/90-18	150/70-17
	Thunderbird	'95-03	110/80-18	160/80-16
	Thunderbird Sport	'98-04	110/80-18	160/80-16
	Tiger	'95-00	110/80-19	140/80-17
	Trident	'91-98	120/70-17	160/60-18
	Trophy 900	'95-02	120/70-17	170/60-17
	Daytona 955i	'02-06	120/70-17	190/50-17
	Daytona 955i	'99-01	120/70-17	190/50-17
	Daytona 955i CE	'02	120/70-17	190/50-17
	Daytona T595	'97	120/70-17	190/50-17
1050	Speed Triple 955i	'00-04	120/70-17	190/50-17
	Speed Triple T595	'99	120/70-17	190/50-17
	Sprint RS	'99-04	120/70-17	180/55-17
	Sprint ST	'99-04	120/70-17	180/55-17
	Tiger	'01-06	110/80-19	140/80-17
	Speed Triple	'05-12	120/70-17	190/55-17
	Speed Triple ABS	'11-15	120/70-17	190/55-17
	Speed Triple R ABS	'12-15	120/70-17	190/55-17
	Sprint GT	'11-12	120/70-17	180/55-17
	Sprint ST	'05-10	120/70-17	180/55-17
1200	Tiger	'07-11	120/70-17	180/55-17
	Tiger 1050 ABS	'10-11	120/70-17	180/55-17
	Tiger 1050 ABS SE	'12	120/70-17	180/55-17
	Tiger 1050 SE	'10-11	120/70-17	180/55-17
	Daytona 1200	'93-97	120/70-17	180/55-17
	Thrupton	'16	120/70-17	160/60-17
	Thrupton R	'16	120/70-17	160/60-17
	Tiger Explorer	'12-15	110/80-19	150/70-17
	Tiger Explorer XC	'13-15	110/80-19	150/70-17
	Tiger 1215 Explorer XCa	'17	120/70-19	170/60-17
Tiger 1215 Explorer XCx	'17	120/70-19	170/60-17	
Tiger 1215 Explorer XCx Low	'17	120/70-19	170/60-17	
Tiger 1215 Explorer XR	'17	120/70-19	170/60-17	
Tiger 1215 Explorer XRt	'17	120/70-19	170/60-17	
Tiger 1215 Explorer XRx	'17	120/70-19	170/60-17	
Tiger 1215 Explorer XRx Low	'17	120/70-19	170/60-17	
Trophy 1200	'95-03	120/70-17	170/60-17	
Trophy SE	'13-16	120/70-17	190/55-17	
1600	Thunderbird	'10-14	120/70-19	200/50-17
	Thunderbird 1600	'10	120/70-19	200/50-17
	Thunderbird ABS	'10-13	120/70-19	200/50-17
	Thunderbird SE	'11	120/70-19	200/50-17
	Thunderbird 1700	'10-11	120/70-19	200/50-17
1700	Thunderbird Commander	'15-16	140/75-17	200/50-17
	Thunderbird Storm	'11, 13	120/70-19	200/50-17
	Thunderbird Storm ABS	'12-16	120/70-19	200/50-17
	Rocket III	'04-10	150/80-17	240/50-16
Rocket III Classic	'06-09	150/80-17	240/50-16	

STREET
V-TWIN
OFFROAD
ATV / UTV
TUBES / ACCESSORIES
TRAILER
TOOLS / REPAIR
PROMOTIONAL
REFERENCE
INDEX

STREET TIRE REFERENCE

STREET
V-TWIN
OFFROAD
ATV / UTV
TUBES / ACCESSORIES
TRAILER
TOOLS / REPAIR
PROMOTIONAL
REFERENCE
INDEX

cc	Application	Year	Front Tire	Rear Tire
TRIUMPH (cont'd...)				
2300	Rocket III Roadster	'11-16	150/80-17	240/50-16
	Rocket III Touring	'12-16	150/80-16	180/70-16
	Rocket X	'15	150/80-17	240/50-16
VICTORY				
	Arlen Ness Jackpot	'06-07	90/90-21	180/55-18
		'08	90/90-21	180/55-18
	Arlen Ness Vision	'09-10	130/70-18	180/60-16
		'11-13	130/70-18	180/60-16
	Boardwalk	'13-14	130/90-16	150/80-16
	Classic Cruiser	'03	MT90B16	160/80x16
	Cory Ness Cross Country	'11-13	130/70-18	180/60-16
	Cory Ness Jackpot	'08-10	90/90-21	250/40-18
	Cross Country	'10-17	130/70-18	180/60-16
	Cross Country 8-Ball	'14-16	130/70-18	180/60-16
	Cross Country Tour	'12-17	130/70-18	180/60-16
	Cross Roads	'10-13	130/70-18	180/60-16
	Cross Roads Classic	'14	130/70-18	180/60-16
	Cross Roads Classic LE	'12-13	130/70-18	180/60-16
	Cross Roads 8-Ball	'14	130/70-18	180/60-16
	Empulse TT	'16	120/70-17	160/60-17
	Gunner	'15-17	130/90-16	140/90-16
	Hammer	'05-07	130/70-18	250/40-18
		'08-11	130/70-18	250/40-18
	Hammer 8-Ball	'10-15	130/70-18	250/40-18
	Hammer S	'07	130/70-18	250/40-18
		'08-12	130/70-18	250/40-18
		'16-17	130/70-18	250/40-18
	Hard-Ball	'12-13	130/70-18	180/60-16
	High-Ball	'13-17	130/90-16	150/80-16
	Judge	'13-14	130/90-16	140/90-16
	Kingpin	'04-07	130/70-18	180/55-18
		'08-12	130/70-18	180/55-18
	Kingpin 8-Ball	'08-13	130/70-18	180/55-18
	Kingpin Low	'09	130/70-18	180/55-18
	Kingpin Tour	'07	130/70-18	180/55-18
		'08-09	130/70-18	180/55-18
	Magnum	'15-17	120/70-21	180/60-16
	Magnum X-1	'17	120/70-21	180/60-16
	Ness Cross Country LE	'14	130/70-18	180/60-16
	Octane	'17	130/70-18	160/70-17
	Touring Cruiser	'03	MT90B16	160/80x16
		'04-06	MT90B16	160/80x16
	Vegas	'03	90/90-21	180/55-18
		'04-07	90/90-21	180/55-18
		'08-12	90/90-21	180/55-18
		'16-17	90/90-21	180/55-18
	Vegas 8-Ball	'05-07	130/70-18	180/60-16
		'08-17	130/70-18	180/60-16
	Vegas Jackpot	'06-07	90/90-21	250/40-18
		'08-14	90/90-21	250/40-18
	Vegas Low	'08-09	90/90-21	180/55-18
	Vision 8-Ball	'10-11	130/70-18	180/60-16
	Vision Street	'08-09	130/70-18	180/60-16
	Vision Street Premium	'08-09	130/70-18	180/60-16
	Vision Tour	'08-17	130/70-18	180/60-16
	Vision Tour 10th Anniv.	'09	130/70-18	180/60-16
	Vision Tour Comfort	'08-09	130/70-18	180/60-16
	Vision Tour Premium	'08-09	130/70-18	180/60-16
	Zach Ness Vegas	'11-12	90/90-21	180/55-18
	Zac Ness Cross Country	'13	130/70-18	180/60-16
MV AGUSTA				
675	Brutale 675	'13-18	120/70-17	180/55-17
	F3 675	'12-18	120/70-17	180/55-17
	F3 675 RC	'16-18	120/70-17	180/55-17
	F3 Serie Oro	'12	120/70-17	180/55-17
750	Brutale ORO	'04	120/65-17	190/50-17
	Brutale S	'04-05	120/65-17	190/50-17
	F4-750 S	'03	120/70-17	190/55-17
	F4-750 S 1+1	'03	120/70-17	190/55-17
800	Brutale 800	'13-18	120/70-17	180/55-17
	Brutale 800 Dragster	'15	120/70-17	180/55-17
		'15	120/70-17	200/50-17
	Brutale 800 RR	'15-18	120/70-17	180/55-17

cc	Application	Year	Front Tire	Rear Tire
MV AGUSTA (cont'd...)				
800	Dragster 800	'16-18	120/70-17	200/50-17
	Dragster 800 RC	'17-18	120/70-17	200/50-17
	Dragster 800 RR	'16-18	120/70-17	200/50-17
	Dragster RR LH44	'16-18	120/70-17	200/50-17
	F3 800	'14-18	120/70-17	180/55-17
	F3 800 AGO	'16-18	120/70-17	180/55-17
	F3 800 RC	'16-18	120/70-17	180/55-17
	Rivale 800	'13-18	120/70-17	180/55-17
	Stradale 800	'15-18	120/70-17	180/55-17
	Turismo Veloce	'15-18	120/70-17	190/55-17
		'16-18	120/70-17	190/55-17
	Turismo Veloce RC	'17-18	120/70-17	190/55-17
		'18	120/70-17	180/55-17
910	Brutale 910 R	'06-08	120/70-17	190/55-17
	Brutale 910 S	'06, '08	120/65-17	190/50-17
990	Brutale 990R	'10-11	120/70-17	190/55-17
1000	F4	'10-18	120/70-17	190/55-17
	F4 LH44	'18	120/70-17	200/70-17
	F4 R	'07	120/70-17	190/55-17
		'13-14	120/70-17	190/55-17
	F4 R 1+1	'07	120/70-17	190/55-17
	F4 R 312	'08	120/70-17	190/55-17
	F4 R 312 1+1	'08	120/70-17	190/55-17
	F4 RC	'15-18		
	F4 RR	'13-18	120/70-17	190/55-17
	F4 RR Corsacorta	'12	120/70-17	190/55-17
	F4 S	'00-02	120/70-17	190/55-17
		'05-06	120/70-17	190/50-17
	F4 S 1+1	'01-02	120/70-17	190/55-17
		'05-06	120/70-17	190/50-17
	F4 S Senna	'02	120/70-17	190/55-17
	F4 SPR	'04	120/70-17	190/55-17
	F4 Z Zagato	'17-18	120/70-17	190/55-17
1078	Brutale 1078RR	'09	120/70-17	190/55-17
	F4 RR 312 1078	'09	120/70-17	190/55-17
1090	Brutale 1090	'13-18	120/70-17	190/55-17
	Brutale 1090R	'12-14	120/70-17	190/55-17
	Brutale 1090RR	'10-18	120/70-17	190/55-17
	Brutale Corsa	'17-18		
MZ				
125	125SX	'05	90/90-21	120/80-18
	125SM	'05	110/70-17	130/70-17
	RT125	'05	90/90-21	120/80-18
660	Street Moto	'05	120/70-17	160/60-17
1000	1000S	'05	120/70-17	180/55-17
NORTON				
952	952	'05	120/70-17	180/55-17
961		'11	120/70-17	180/55-17
	Commando 961 SE	'11	120/70-17	180/55-17
	Commando 961 Sport	'11	120/70-17	180/55-17
POLARIS				
2384	Slingshot	'15-17	205/50-17	265/35-18
	Slingshot S	'18	205/50-17	265/35-18
	Slingshot SL	'15-18	225/45-18	255/30-20
	Slingshot SLR	'17-18	225/45-18	305/30-20
SUZUKI				
50	OR50	'79-80	2.50-15	3.00-14
	TS50	'71-74	2.50-17	2.50-17
75	TS75	'75-77	2.50-16	3.00-14
90	RV90	'73-77	6.70-10	6.70-10
100	SP100	'83	2.50-19	3.00-16
	TC100	'73-77	2.75-19	3.00-18
	TS100	'73-77	2.75-19	3.00-18
		'78	2.75-19	3.00-18
		'79-81	2.75-19	3.00-18
125	DR125S	'94-96	70/100-21	100/90-18
	GN125	'82-83	2.75-18	3.50-16
		'91	2.75-18	3.50-16
		'92-97	2.75-18	3.50-16
	RV125	'73-74	5.40-14	6.70-12
		'75-77	5.40-14	6.70-12
	SP125	'82-83	2.75-21	4.10-18
		'86-88	80/80-21	110/80-18

STREET TIRE REFERENCE

cc	Application	Year	Front Tire	Rear Tire	
SUZUKI (cont'd...)					
125	TC125	'71-77	2.75-19	3.25-18	
		'71-73	2.75-19	3.25-18	
		'74-76	2.75-21	3.25-18	
		'77	2.75-21	3.25-18	
		'78-79	2.75-21	3.25-18	
185	GT185	'80-81	2.75-21	4.10-18	
		'73-77	2.75-18	3.00-18	
		'74-77	3.00-19	3.50-18	
		TS185	'71-73	3.00-19	3.50-18
			'74-76	2.75-21	3.50-18
200	DR200S	'77-79	2.75-21	3.50-18	
		'80-81	2.75-21	4.10-18	
		DR200SE	'96-08	70/100-21	100/90-18
			'15-18	70/100-21	100/90-18
		SP200	'13	70/100-21	100/90-18
'86-88	80/80-21		110/80-18		
250	DR250S	'17-18	130/80-18	180/80-14	
		GN250	'90-95	80/100-21	110/90-18
			'82-83	3.00-18	4.60-16
		GS250	'88	3.00-18	4.60-16
			'80-81	3.00-18	3.50-17
300	GS300	'18	110/80-17	140/55-17	
		GSX250R	'73-75	3.00-18	3.25-18
			'76-77	3.00-18	3.25-18
		GW250	'13-18	110/80-17	140/70-17
			'15	110/80-17	140/70-17
350	DR350S	GZ250	'99-11	110/90-16	130/90-15
		SP250	'82-83	3.00-21	4.60-17
			'88	3.00-21	4.60-17
		T250	'70-72	3.00-18	3.25-18
			'73	3.25-19	4.00-18
400	DR-Z400S	'74-75	3.00-21	4.00-18	
		'76-77	3.00-21	4.00-18	
		'78-79	3.00-21	4.00-18	
		'80-81	3.00-21	4.60-18	
		'11-13	90/90-18	110/90-18	
425	GS425	'15-18	90/90-18	110/90-18	
		'82-85	3.60-18	4.60-16	
		DR350SE	'90-93	80/100-21	110/90-18
			'94-95	80/100-21	110/90-18
		450	GS450E	'96-97	80/100-21
SP370	'97-99			80/100-21	110/90-18
	'78-79			3.00-21	4.00-18
GT380	'72-73			3.00-19	3.50-18
	'74-77			3.00-19	3.50-18
500	GS450GA	DR-Z400SM	'00-18	80/100-21	120/90-18
			'05-18	120/70-17	140/70-17
		GN400	'80-82	3.60-18	4.60-16
			'77-78	3.00-18	3.50-18
		GS400X	'77-78	3.00-18	3.50-18
'91-93	110/70-17		150/70-17		
550	GS450L	SP400	'80	3.00-21	4.00-18
			'72-73	3.25-19	4.00-18
		TS400	'74-75	3.00-21	4.00-18
			'76-77	3.00-21	4.00-18
		'79	3.00-18	3.50-18	
600	GS450S	'80-82	3.00-18	3.50-18	
		'83	3.00-18	3.50-18	
		'82-83	3.60-18	4.60-18	
		'85	3.60-18	4.60-18	
		'80-82	3.60-19	4.60-16	
650	GS450TX	'83	90/90-19	120/90-16	
		'85-88	90/90-19	120/90-16	
		'80-81	3.00-18	3.50-18	
		'81-82	90/90-19	110-90/17	
		'83	90/90-19	110-90/17	
700	GS450TXD	'83	90/90-19	110-90/17	
		'76-77	3.25-19	4.00-18	
		GT500	'89	110/80-17	130/80-17
			'90-11	110/70-17	130/70-17
		SP500	'81-83	3.00-21	4.60-18
'70-75	3.25-19		4.00-18		
750	RE5 Rotary	'75-76	3.25-19	4.00-18	

cc	Application	Year	Front Tire	Rear Tire	
SUZUKI (cont'd...)					
550	GS550	'77-79	3.25-19	3.75-18	
		'78-80	3.25-19	3.75-18	
		'83-86	100/90-16	110/90-18	
		GS550L	'79	3.25-19	3.75-18
			'80	3.25-19	4.50-17
600	GS550M	'81-82	90/90-19	130/90-16	
		'83, 85	100/90-16	130/90-16	
		'86	90/90-19	130/90-16	
		GS550T	'82	3.25-19	3.75-18
			'81	3.25-19	4.25-17
650	GS550Z	'72-74	3.25-19	4.00-18	
		'75-77	3.25-19	4.00-18	
		GSF600S	'95-05	110/70-17	150/60-17
			'00-03	120/60-17	160/60-17
		GSF600	'88-97	110/80-17	140/80-17
'98-06	120/70-17		150/70-17		
700	GSX600F Katana	'92-93	120/70-17	170/60-17	
		'97-18	120/70-17	180/55-17	
		RF600R	'94-96	120/70-17	160/60-17
			'85	100/80-21	130/80-17
		750	GSX600F Katana	'04-18	110/80-19
DL650 V-Strom/XT	'90-91			90/90-21	120/90-17
	'92-95			90/90-21	120/90-17
DR650S	'15-18			90/90-21	120/90-17
	'97-14			90/90-21	120/90-17
800	GS650E	'09-11	120/70-17	160/60-17	
		'83	100/90-19	130/90-16	
		'81-82	3.25-19	3.75-18	
		'81-83	3.25-19	4.25-17	
		'81-83	90/90-19	130/90-16	
850	GS650G	'83	3.25-19	4.25-17	
		'08-10	120/70-17	160/60-17	
		GS650GL	'86-88	100/90-19	140/80-15
			'96-06	100/90-19	140/80-15
		GS650M Katana	'08-11	120/70-17	160/60-17
'09-11	120/70-17		160/60-17		
900	GS650S	'83	100/90-19	130/90-16	
		'86-88	100/90-19	140/80-15	
		'96-06	100/90-19	140/80-15	
		SFV650	'13-15	120/70-17	160/60-17
			'05-18	100/90-19	140/80-15
950	SV650/S	'99-02	120/60-17	160/60-17	
		'03-11	120/60-17	160/60-17	
		'17-18	120/70-17	160/60-17	
		XN85 Turbo	'83	100/90-16	120/90-17
			'85	100/90-16	120/90-17
1000	GV700 Madura	'85	110/90-19	140/80-16	
		VS700 Intruder	'85-87	100/90-19	140/90-15
			'77-79	3.25-19	4.00-18
		GS750	'78-79	3.25-19	4.00-18
			'80-82	3.25-19	4.00-18
1100	GS750E	'83	100/90-16	120/90-17	
		'79	3.25-19	4.00-18	
		'80-81	90/90-19	130/90-16	
		GS750S Katana	'83	3.25-19	4.00-18
			'83	3.50-19	4.50-17
1200	GS750T	'89-97	110/80-17	150/70-17	
		'98	120/70-17	150/70-17	
		'99-06	120/70-17	150/70-17	
		GSX750 Katana	'86-87	110/80-18	140/70-18
			'88-89	120/70-17	160/60-17
1300	GSX750F Katana	'91-92	130/60-17	170-60-17	
		'93	120/70-17	170-60-17	
		'94-95	120/70-17	180/55-17	
		'96-97	120/70-17	190/50-17	
		'98-99	120/70-17	190/50-17	
1400	GSX-R750	'00-05	120/70-17	180/55-17	
		'06-18	120/70-17	180/55-17	
		'15-18	120/70-17	180/55-17	
		GSX-S750/Z	'72-74	3.25-19	4.00-18
			'75-77	3.25-19	4.00-18
1500	GT750	'87-91	80/90-21	140/90-15	
		'87-91	80/90-21	140/90-15	
		VS750 Intruder	'05-08	130/90-16	170/80-15
			'09-18	130/90-16	170/80-15
		C50 Boulevard	'05-08	130/90-16	170/80-15
'09-18	130/90-16		170/80-15		
1600	M50 Boulevard	'05-11	100/90-19	140/90-15	
		'05-11	100/90-19	140/90-15	
		S50 Boulevard	'05-11	100/90-19	140/90-15
			'01-05	130/90-16	170/80-15
		VL800	'01-05	130/90-16	170/80-15

STREET
V-TWIN
OFFROAD
ATV / UTV
TUBES / ACCESSORIES
TRAILER
TOOLS / REPAIR
PROMOTIONAL
REFERENCE
INDEX

STREET TIRE REFERENCE

STREET
V-TWIN
OFFROAD
ATV / UTV
TUBES / ACCESSORIES
TRAILER
TOOLS / REPAIR
PROMOTIONAL
REFERENCE
INDEX

cc	Application	Year	Front Tire	Rear Tire
SUZUKI (cont'd...)				
800	VX800	'90-92	110/80-18	150/70-17
	VS800 Intruder	'92-98	80/90-21	140/90-15
	VS800	'01-05	100/90-19	140/90-15
	VZ800 Marauder	'97-05	130/90-16	150/90-15
850	GS850G	'79-83	3.50-19	4.50-17
	GS850GL	'80	3.50-19	4.50-17
		'81-83	100/90-19	130/90-16
900	RF900R	'94-97	120/70-17	170/60-17
1000	DL1000 V-Strom/XT	'02-18	110/80-19	150/70-17
	GS1000	'78-79	3.25-19	4.00-18
	GS1000E	'78-80	3.50-19	4.50-17
	GS1000L	'79	3.50-19	4.50-17
	GS1000S	'79-80	3.50-19	4.00-18
	GS1000G	'80-81	3.50-19	4.50-17
	GS1000GL	'80	3.50-19	4.50-17
		'81	3.50-19	130/90-16
	GS1000S	'82	3.50-19	4.50-17
	GSX-R1000	'01-04	120/70-17	190/50-17
		'05-18	120/70-17	190/50-17
	GSX-R1000R	'17-18	120/70-17	190/55-17
	GSX-S1000/FX	'16-18	120/70-17	190/50-17
	SV1000/S	'03-07	120/70-17	180/55-17
	TL1000S	'97-01	120/70-17	190/50-17
	TL1000R	'98-03	120/70-17	190/50-17
1100	GS1100E	'80-83	3.50-19	4.50-17
	GS1100ES	'83	3.50-19	4.50-17
	GS1100G	'82-83	3.50-19	4.50-17
	GS1100GK	'82	3.50-19	130/90-16
		'83-84	110/90-19	130/90-16
	GS1100GL	'82-83	100/90-19	130/90-16
	GS1100L	'80	3.50-19	4.50-17
	GS1100S	'83	3.50-19	4.50-17
	GSX1100G	'91-92	110/80-18	160/70-17
	GSX1100 Katana	'88-95	120/80-16	150/80-16
	GSX-R1100	'86-87	110/80-17	150/70-18
		'88	110/80-18	160/60-18
		'89	120/70-17	160/60-17
1100	GSX-R1100	'90	130/60-17	180/55-17
		'91-92	120/70-17	180/55-17
		'93-98	120/70-17	180/55-17
1150	GS1150	'84-86	110/90-16	130/90-17
1200	GSF1200S Bandit	'97-06	120/70-17	180/55-17
1250	GSF1250S Bandit	'07-08	120/70-17	180/55-17
		'09-10,	120/70-17	180/55-17
		'16		
	GV1200 Madura	'85-86	110/80-19	140/80-16
1300	GSX1300R Hayabusa	'99-07	120/70-17	190/50-17
1340	B-King	'08-11	120/70-17	200/50-17
	Hayabusa	'08-18	120/70-17	190/50-17
1360	S83 Boulevard	'05-11	110/90-19	170/80-15
1400	GV1400 Cavalcade	'86-89	130/90-16	150/90-15
	VS1400	'87-89	110/90-19	170/80-15
		'90	110/90-19	170/80-15
		'91-04	110/90-19	170/80-15
1460	C90 Boulevard	'05-18	150/80-16	180/70-15
	M90 Boulevard	'09,	120/70-18	200/50-17
		'13-18		
1500	VL1500	'99-05	150/80-16	180/70-15
1550	M95 Boulevard	'05-06	130/70-17	170/60-18
1600	VZ1600	'04	130/70-17	170/60-17
1800	C109R/RT	'08-11	150/80-16	240/55-16
	M109R	'06-08	130/70-18	240/40-18
		'09-18	130/70-18	240/40-18
KTM				
390	Duke	'15-18	110/ -17	150/ -17
	RC390	'16-18	110/ -17	150/ -17
400	LC4	'00-02	90/90-21	140/80-18
	RXC	'96-97	90/90-21	140/80-18
620	RXC	'96-97	90/90-21	140/80-18
	Duke	'96-02	120/70-17	160/60-17
625	SXC	'04	90/90-21	140/80-18
	SMC LC4	'04	120/70-17	160/60-17
640	LC4	'99-02	90/90-21	140/80-18

cc	Application	Year	Front Tire	Rear Tire
KTM (cont'd...)				
640	LC4 Adventure	'99-02	90/90-21	140/80-18
	640 Adventure	'06	90/90-21	150/70-18
660	SMC	'04	120/70-17	160/60-17
690	Duke	'08-18	120/70-17	160/60-17
	Enduro R	'16		
950	Adventure/S	'04-06	90/90-21	150/70-18
	Super Enduro R	'07-09	90/90-21	140/80-18
	Super Moto	'05-08	120/70-17	180/55-17
990	Adventure/S	'06-13	90/90-21	150/70-18
	Super Duke /R	'05-11	120/70-17	180/55-17
	Supermoto T	'10-13	120/70-17	180/55-17
1090	1090 Adventure /R	'17-18	90/90-21	150/70-18
1190	1190 Adventure	'14-16	120/70-19	170/60-17
	1190 Adventure R	'14-16	90/90-21	150/70-18
	RC8 /R	'08-14	120/70-17	190/55-17
1290	1290 Super Adventure	'15-16		
	1290 Super Adventure R	'17-18	90/90-21	150/70-18
	1290 Super Adventure T	'17-18	120/70-19	170/60-17
	1290 Super Duke GT	'17-18		
	1290 Super Duke R	'15-18		
MOTO GUZZI				
750	Breva 750	'04-09	110/70-17	130/80-17
		'07	120/70-17	180/55-17
	Nevada Classic ie	'04-12	100/90-18	130/90-16
	V7	'12	100/90-18	130/80-17
	V7 Cafe Classic	'10	100/90-18	130/80-17
	V7 Classic	'08-13	100/90-18	130/80-17
	V7 Clubman Racer	'10	100/90-18	140/70-17
	V7 II Racer	'15-17	100/90-18	130/80-17
	V7 II Scrambler ABS	'16-17	100/90-18	130/80-17
	V7 II Special	'15	100/90-18	130/80-17
	V7 II Stone	'15-17	100/90-18	130/80-17
	V7 II Stornello	'16-17	100/90-18	130/80-17
	V7 III Anniversario	'18	100/90-18	130/80-17
	V7 III Carbon	'18	100/90-18	130/80-17
	V7 III Racer	'18	100/90-18	130/80-17
	V7 III Rough	'18	100/90-18	130/80-17
	V7 III Special	'18	100/90-18	130/80-17
	V7 III Stone	'18	100/90-18	130/80-17
	V7 IIIMilano	'18	100/90-18	130/80-17
	V7 Racer	'11-14	100/90-18	130/80-17
	V7 Special	'12-14	100/90-18	130/80-17
	V7 Stone	'13-14	100/90-18	130/80-17
850	Breva/Norge	'09	120/70-17	180/55-17
	V85	'18		
	V9 Bobber	'16-18	130/90-16	150/80-16
	V9 Roamer	'16-18	100/90-19	150/80-16
940	Bellagio	'09-10	120/70-18	180/55-17
1000	Calif. Cruiser	'90	110/90-18	120/90-18
	Calif. Full Dress	'89-90	110/90-18	120/90-18
	Daytona 1000	'93-94	120/70-17	160/60-18
	Daytona RS	'97	120/70-17	160/60-17
	Griso	'04	120/70-17	200/50-17
	LeMans	'89-90	100/90-18	120/90-18
	MGS-01 Serie	'04	120/70-17	190/50-17
	Mille G.T.	'89-90	110/90-18	120/90-18
	V10 Centauro	'97	120/70-17	160/60-17
	V10 Centauro GT	'98	120/70-17	160/60/17
	V10 Centauro Sport	'98	120/70-17	160/60/17
1100	1100 California /I	'95-96	110/90-18	140/80-17
	1100 Sport /I	'94-97	120/70-17	160/60-18
	Breva 1100	'04,'09	120/70-17	180/55-17
	Breva V	'04-06	120/70-17	180/55-17
	California 1100i	'97	110/90-18	140/80-17
	California 90	'12	110/90-18	140/70-17
	California Aluminium	'04-05	110/90-18	140/80-17
	California Black Eagle	'10-11	110/90-18	140/70-17
	California Classic	'09	110/90-18	150/70-17
	California EV	'01-05	110/90-18	150/70-17
	California EV Touring	'05	110/90-18	150/70-17
	California Jackal	'01	110/90-18	140/80-17
	California Special	'01	110/90-18	140/80-17
	California Stone	'02-05	110/90-18	140/80-17

STREET TIRE REFERENCE

cc	Application	Year	Front Tire	Rear Tire
MOTO GUZZI (cont'd...)				
1100	California Stone Metal	'02-03	110/90-18	140/80-17
	California Stone Touring	'04-05	110/90-18	140/80-17
	California Titanium	'04-05	110/90-18	140/80-17
	California Touring	'17-18	130/70-18	200/60-16
	California Vintage	'07-10	110/90-18	140/70-17
	Griso 1100	'05-09	120/70-17	180/55-17
	LeMans	'04-05	120/70-17	180/55-17
	Quota 1100ES	'00	90/90-21	130/80-17
	V11 Ballabio	'05	120/70-17	180/55-17
	V11 Bassa	'99-00	120/70-17	170/60-17
	V11 Cafe Sport	'04	120/70-17	170/60-17
		'05	120/70-17	180/55-17
	V11 Coppa Italia	'04-05	120/70-17	180/55-17
	V11 EV	'98-99	120/70-17	170/60-17
	V11 Jackal	'00	120/70-17	170/60-17
	V11 Naked	'05	120/70-17	180/55-17
	V11 Quota	'99-00	120/70-17	170/60-17
	V11 Sport	'00-01	120/70-17	170/60-17
	V11 Sport Ballabio	'04	120/70-17	180/55-17
	V11 Sport Rosso Mandello	'01	120/70-17	170/60-17
	V1100 Griso	'06-08	120/70-17	180/55-17
	VII Bassa	'00	110/90-18	140/80-17
	VII EV	'00	110/90-18	140/80-17
	VII Sport	'00	120/70-17	160/60-17
1200	Breva 1200 Sport	42956	120/70-17	180/55-17
	Griso 8 Valve	'10	120/70-17	180/55-17
	Griso 8V SE	'10-18	120/70-17	180/55-17
	MGS-01 Corsa	'04-05	120/70-17	180/55-17
	MGS-01 Serie	'04-05	120/70-17	190-50-17
	Norge 1200	'07-09	120/70-17	180/55-17
	Norge GT 8V	'10-18	120/70-17	180/55-17
	Stelvio 1200	'08-12	110/80-19	180/55-17
	Stelvio 1200 NTX	'10-18	110/80-19	150/70-17
1400	Audace/Carbon	'15-18	130/70-18	200/60-16
	California 1400 Custom	'13-18	130/70-18	200/60-16
	California 1400 Touring	'13-16	130/70-18	200/60-16
	Eldorado	'15-18	130/90-16	180/65-16
	MGX-21 Flying Fortress	'16-18	120/70-21	180/60-16
KAWASAKI				
50	AR50	'82	2.50-18	3.00-18
	AR80	'82	2.50-18	3.00-18
100	KE100	'76-77	2.75-19	3.00-18
		'78	2.75-19	3.00-18
		'79-81	2.75-19	3.00-18
		'82-01	2.75-19	3.00-17
125	Eliminator 125	'01-10	90/90-17	130/90-15
	KD125	'75-79	2.75-21	3.50-18
	KE125	'76-79	2.75-21	3.50-18
		'80-83	2.75-21	3.50-18
	Z 125 Pro	'17-18	100/90-12	120/70-12
175	KE175	'80-81	2.75-21	3.50-18
200	KZ200	'78-79	2.75-18	3.25-17
250	EL250	'88-89	100/80-17	140/90-15
		'90-91	110/90-17	140/90-15
	EX250 Ninja	'86-87	100/80-16	120/80-16
		'88-94	100/80-16	130/80-16
		'95-97	100/80-16	130/80-16
		'98-07	100/80-16	130/80-16
		'08-12	110/70-17	130/70-17
	KE250	'77-79	3.00-21	4.00-18
	KL250	'78-79	3.00-21	4.00-18
		'80-82	3.00-21	4.60-17
		'83	3.00-21	4.60-17
	KL/KLR250	'85-05	3.00-21	4.60-17
	KL250 Super Sherpa	'00-04	2.75-21	4.10-18
	KLX 250	'18	3.00-21	4.60-18
	KLX250S	'06-07	80/100-21	100/100-18
		'09-14	80/100-21	100/100-18
	KZ250LTD	'80-81	2.75-18	4.60-16
	KZ250CSR	'82	2.75-18	120/90-16
	KZ250LTD	'83	3.00-19	120/90-16
	SI250	'73	3.00-18	3.25-18
		'74-75	3.00-18	3.25-18

cc	Application	Year	Front Tire	Rear Tire
KAWASAKI (cont'd...)				
300	EX300 Ninja	'13-17	110/70-17	140/70-17
	KLE300 Versys-X	'17-18	100/90-19	130/80-17
305	EX305GPZ	'83	90/90-18	110/80-18
	KZ305CSR	'81-82	3.00-18	120/90-16
	KZ305	'87-88	3.00-18	120/90-16
350	F5-350	'70-71	3.00-21	4.00-18
	F9-350	'72	3.00-21	4.00-18
		'73-75	3.00-21	4.00-18
	S2	'72-73	3.00-18	3.50-18
400	EX400 Ninja	'18	110/70-17	150/70-17
	KZ400A/C/S	'75-78	3.25-18	3.50-18
	KZ400LTD	'79	3.25-19	130/90-16
	KZ400A Deluxe	'77-78	3.25-18	3.50-18
	KZ400D	'74-77	3.25-18	3.50-18
440	KZ440	'80-81	3.00-18	3.50-18
		'82	3.60-19	4.10-18
	KZ440 LTD	'80-83	3.25-19	130/90-16
450	EN450	'85-90	100/90-19	140/90-15
500	EN500A Vulcan	'90-96	100/90-19	140/90-15
	EN500 Vulcan	'96-10	100/90-19	140/90-15
	EX500 Ninja	'87-93	100/90-16	120/90-16
		'94-97	110/70-17	130/70-17
		'98-10	110/70-17	130/70-17
	H1 w/CDI	'69-72	3.25-19	4.00-18
	H1 Std. Ign.	'72	3.25-19	4.00-18
	H1	'73-75	3.25-19	4.00-18
	KH500	'76	3.25-19	4.00-18
550	KZ550	'80-83	3.25-19	3.75-18
	KZ550GPZ	'81	3.25-19	3.75-18
		'82-83	3.25-19	4.00-18
	KZ550 Spectre	'83	100/90-19	130/90-16
	KZ550 Ltd.	'80-84	3.25-19	130/90-16
	Zepher 550	'91	110/80-17	140/70-18
	ZX550 GPZ	'84-85	100/90-18	120/80-18
600	KL600/KLR	'84	3.00-21	5.10-17
		'85-86	90/90-21	130/80-17
	ZL600 Eliminator	'86-87	100/90-18	150/80-15
	ZX600 Ninja	'85-87	110/90-16	130/90-16
	ZX600 Ninja 600R	'88-90	110/80-16	130/90-16
		'91-97	110/80-16	130/90-16
	ZX600D Ninja ZX6	'90-93	120/60-17	160/60-17
	ZX600E ZX-6	'93-05	120/60-17	160/60-17
	ZX600F ZX-6R	'95-97	120/60-17	160/60-17
		'98-99	120/60-17	170/60-17
		'00-03	120/65-17	180/55-17
		'07-12	120/65-17	180/55-17
	ZX-6RR	'04-05	120/65-17	180/55-17
		'06-07	120/65-17	180/55-17
	ZZR600	'03-04	120/60-17	160/60-17
		'05-06	120/60-17	180/55-17
636	ZX6R 636 Ninja	'03-05	120/65-17	180/55-17
		'06-07	120/65-17	180/55-17
		'13-18	120/70-17	180/55-17
650	ER6N	'09-10	120/70-17	160/60-17
	650/R Ninja	'06-18	120/70-17	160/60-17
	KL650/KLR	'87	3.00-21	5.10-17
		'88-18	90/90-21	130/80-17
	KL650/Tengai	'90	90/90-21	130/80-17
	KLE650 Versys / LT	'08-09	120/70-17	160/60-17
		'10-18	120/70-17	160/60-17
	KLX650	'94-96	90/90-21	130/80-17
	KZ650B/C	'77-79	3.25-19	4.00-18
	KZ650D SR	'78-79	3.50-19	5.10-16
	KZ650E LTD	'80	3.50-19	5.10-16
	KZ650F1	'80	3.25-19	4.00-18
	KZ650CSR	'81-83	3.25-19	130/90-16
	W650	'00	120/90-19	130/80-18
	VN650 Vulcan S/Caf©	'15-18	120/70R18	160/60R17
	Z650	'17-18	120/70-17	160/60-17
700	KZ700 LTD	'84	100/90-19	120/90-18
	VN700 Vulcan	'85	100/90-19	150/90-15
	ZN700 LTD	'84-85	110/90-18	130/90-16
750	750H2	'72-73	3.25-19	4.00-18
		'74-75	3.25-19	4.00-18

STREET

V-TWIN

OFFROAD

ATV / UTV

TUBES / ACCESSORIES

TRAILER

TOOLS / REPAIR

PROMOTIONAL

REFERENCE

INDEX

STREET TIRE REFERENCE

STREET
V-TWIN
OFFROAD
ATV / UTV
TUBES / ACCESSORIES
TRAILER
TOOLS / REPAIR
PROMOTIONAL
REFERENCE
INDEX

cc	Application	Year	Front Tire	Rear Tire
KAWASAKI (cont'd...)				
750	KZ750 Twin LTD	'80	3.25-19	130/90-16
	KZ750 Twin CSR	'82	100/90-19	130/90-16
	KZ750B	'76-79	3.25-19	4.00-18
750	KZ750 LTD	'80-82	3.25-19	130/90-16
		'83	100/90-19	130/90-16
	KZ750E	'80-82	3.25-19	4.00-18
	KZ750GPZ	'82	100/90-19	120/90-18
	KZ750 LTD	'83	100/90-19	130/90-16
	KZ750 LTD	'83	100/90-19	120/90-18
	KZ750 Spectre	'82-83	100/90-19	130/90-16
	VN750 Vulcan	'85-05	100/90-19	150/90-15
		'06	100/90-19	150/90-15
	Z750S	'05-06	120/70-17	180/55-17
	ZR7-S	'01-03	120/60-17	160/60-17
	ZR750 Zephyr	'91	120/70-17	150/70-17
	ZX750A GPZ	'83-85	100/90-18	130/80-18
	ZX750E Turbo	'84-85	100/90-18	130/80-18
	ZX750 Ninja	'87-89	110/90-16	140/80-18
		'90	110/90-16	140/70-18
	ZX750 Ninja ZX-7	'90	120/70-17	170/60-17
		'91-95	120/70-17	180/55-17
	ZX750K,L,M Ninja ZX-7R	'91-96	120/70-17	180/55-17
	ZX750P Ninja ZX-7R	'96-03	120/70-17	190/50-17
800	VN800A Vulcan	'95-97	80/90-21	140/90-16
	VN800 A	'98-03	80/90-21	140/90-16
	VN800 B Classic	'98-05	130/90-16	140/90-16
	VN800 Drifter	'00-03	130/90-16	140/90-16
		'04-06	130/90-16	140/90-16
	Z800	'16-17	120/70-17	180/55-17
900	KZ900	'76-77	3.50-19	5.10-16
	KZ900Z1	'73-75	3.25-19	4.00-18
	VN900B/D Vulcan Classic/LT	'06-18	130/90-16	180/70-15
	VN900C Vulcan Custom	'07-18	80/90-21	180/70-15
	ZL900 Eliminator	'85-86	100/90-18	160/80-15
	ZX900 Ninja	'84-86	120/80-16	130/80-18
	ZX-9R	'94-97	120/70-17	180/55-17
	ZX-9R	'98-00	120/70-17	180/55-17
	ZX-9R	'01-03	120/70-17	190/50-17
	Z900	'17-18	120/70-17	180/55-17
	Z900RS	'18	120/70-17	180/55-17
1000	H2	'15-18	120/60-17	200/55-17
	H2 SX	'18	120/70-17	190/55-17
	H2-R	'15-18	120/60-17	190/65-17
	KLZ1000 Versys/LT	'15-18	120/70-17	180/55-17
	KZ1000A	'77-80	3.25-19	4.00-18
	KZ1000B LTD	'77-80	3.50-19	5.10-16
	KZ1000C Police	'78-79	MN90-18	MR90-18
		'79-81	MN90-18	MR90-18
	KZ1000P Police	'82	MN90-18	MR90-18
		'83-93	MN90-18	MR90-18
	KZ1000Z/R	'78, 80	3.25-19	4.00-18
	KZ1000E Shaft	'79-80	3.50-19	4.50-17
	KZ1000G Classic	'80	3.50-19	4.50-17
	KZ1000J	'81-83	3.25-19	4.25-18
	KZ1000 LTD	'81-82	3.25-19	120/90-16
	KZ1000M CSR	'81-82	3.25-19	130/90-16
	KZ1000R Replica	'82-83	100/90-19	120/90-18
	Z1000	'03-06	120/70-17	190/50-17
		'07-17	120/70-17	190/50-17
	ZG1000 Concours	'86	110/80-18	150/80-16
		'87-95	110/80-18	150/80-16
		'98-06	120/70-18	150/80-16
	ZL1000 Eliminator	'87	100/90-18	160/80-15
	ZX-10R Ninja	'04-18	120/70-17	190/55-17
	ZX-10RR Ninja	'17-18	120/70-17	19/55-17
	ZX1000 Ninja	'86	120/80-16	150/80-16
		'87	120/80-16	150/80-16
	Z1000SX Ninja 1000R	'11-18	120/70-17	190/50-17
	ZX1000 Ninja ZX10	'88-90	120/80VR-17	160/80VR-16
1100	KZ1100A	'81-83	3.50-19	130/90-16
	KZ1100 GPZ	'81	3.25-19	4.25-18
		'82	100/90-19	120/90-18

cc	Application	Year	Front Tire	Rear Tire
KAWASAKI (cont'd...)				
1100	KZ1100D Spectre	'82-83	3.25-19	130/90-16
	ZRX1100	'99-00	120/70-17	170/60-17
	ZX1100 GPZ	'83-84	110/90-18	130/90-17
	ZX1100 Ninja ZX-11	'90-92	120/70-17	170/60-17
	ZX1100C Ninja ZX-11	'93	120/70-17	180/55-17
1100	ZX1100D Ninja ZX-11	'94-01	120/70-17	180/55-17
	ZX1100E/ABS GPZ	'95-96	120/70-17	170/60-17
	ZN1100 LTD	'84-85	110/90-18	130/90-16
1200	ZG1200 Voyager	'86-03	130/90-16	150/90-15
	ZRX1200	'01-05	120/70-17	180/55-17
	ZX-12R	'00-05	120/70-17	200/50-17
	ZZ-R1200	'00-05	120/70-17	180/55-17
1300	KZ1300	'79-82	MN90-18	MT90-17
	ZN1300 Voyager	'83-86	MR90-18	MU90-16
	ZN1300 Voyager	'87-88	120/90-18	140/90-18
1400	Concours/ABS	'08-18	120/70-17	190/50-17
	ZX14 Ninja	'06-18	120/70-17	190/50-17
1500	VN1500/C Vulcan	'87-96	100/90-19	150/90-15
	VN1500 Classic	'98-05	130/90-16	150/80-16
		'06-08	130/90-16	150/80-16
	VN1500 Drifter	'00-05	130/90-16	150/80-16
	VN1500 Mean Streak	'02-04	130/70-17	170/60-17
1600	VN1600 Classic	'03-07	130/90-16	170/70-16
	VN1600 Nomad	'03-07	150/80-16	170/70-16
	VN1600 Mean Streak	'04-07	130/90-17	170/60-17
1700	VN1700 Vulcan Classic/Nomad/ Voyager	'09-18	130/90-16	170/70-16
	VN1700 Vulcan Vaquero	'11-18	130/90-16	170/70-16
2000	VN2000/LTD	'06-10	150/80-16	200/60-16
HONDA				
50	Dream 50R	'04	2.50-18	2.50-18
	MB5	'82	2.50-18	2.50-18
	NSR50R	'04	100/90-12	120/80-12
	QA50	'70-75	4.00-5	4.00-5
	Z50A	'72-78	3.50-8	3.50-8
	Z50R	'79-81	3.50-8	3.50-8
		'82-87	3.50-8	3.50-8
		'88-99	3.50-8	3.50-8
	ZB50	'88	3.50-10	3.50-10
70	C70M	'70-73	2.25-17	2.25-17
	CL70	'69-70	2.50-17	2.50-17
		'71-72	2.50-17	2.50-17
	CT70	'69-71	4.00-10	4.00-10
		'72-73	4.00-10	4.00-10
		'74-79	4.00-10	4.00-10
		'91-94	3.50-10	3.50-10
	CT70H	'70-71	4.00-10	4.00-10
		'72-73	4.00-10	4.00-10
	SL70	'71-72	2.50-16	2.75-14
		'73	2.50-16	2.75-14
	XL70	'74-76	2.50-16	2.75-14
75	XL75	'77-79	2.50-16	2.75-14
80	XL80S	'80-81	2.50-16	3.00-14
		'82	2.50-16	3.00-14
		'83-85	2.50-16	3.00-14
90	CT90 Trail	'66-79	2.50-17	2.75-17
	ST90	'73-75	3.00-14	3.00-14
100	CB100	'70-72	2.50-18	2.75-18
	CL100	'70-71	2.50-18	2.75-18
		'72	2.50-18	2.75-18
	CL100S	'71	2.50-18	2.75-18
		'72-73	2.50-18	2.75-18
	NSF100	'07	100/90-12	120/80-12
	SL100	'70	2.75-19	3.25-17
		'71-73	2.75-19	3.25-17
	XL100	'74-76	2.75-19	3.25-17
		'77-78	2.75-19	3.25-17
	XL100S	'79-80	2.75-19	3.25-17
		'81	2.50-19	3.00-16
		'82	2.50-19	3.00-16
		'83-85	2.50-19	3.00-16
110	CT110 Trail	'80-81	2.75-17	2.75-17
		'82-84	2.75-17	2.75-17
		'86	2.75-17	2.75-17

STREET TIRE REFERENCE

cc	Application	Year	Front Tire	Rear Tire
HONDA (cont'd...)				
125	CB125S	'73-75	2.75-18	2.75-17
		'76-80	2.75-18	3.00-17
		'81	2.75-18	3.00-17
125	CB125S	'82	2.75-18	3.00-17
		'84-85	2.75-18	3.00-18
	CL125S	'73-75	2.75-18	3.00-17
	CT125 Trail	'77	3.00-19	3.50-18
	MSX Grom	'14-18	120/70-12	130/70-12
	MT125	'74-76	3.00-21	3.50-18
	NX125	'88	2.75-21	4.10-18
		'89-90	3.00-21	4.10-18
	SL125	'71-73	2.75-21	3.25-18
	TL125	'73-76	3.00-21	4.00-18
	XL125	'74-75	2.75-21	3.50-18
		'76-78	2.75-21	3.50-18
	XL125S	'79-81	2.75-21	4.10-18
		'82-85	2.75-21	4.10-18
175	CB175	'69-72	2.75-18	3.00-18
		'73	2.75-18	3.00-18
	CL175	'68	2.75-18	3.00-18
		'69	3.00-19	3.25-18
		'70-72	2.75-18	3.25-18
		'73	2.75-18	3.25-18
	SL175	'70-72	3.00-19	3.50-18
	XL175	'73	2.75-21	3.50-18
		'74	2.75-21	3.50-18
	XL175	'75-78	2.75-21	3.50-18
185	CM185 Twinstar	'78-79	3.00-17	3.50-16
	XL185S	'79-81	2.75-21	4.10-18
		'82-83	2.75-21	4.10-18
200	CM200T Twinstar	'80	3.00-17	3.50-16
		'81	3.00-17	3.50-16
		'82	3.00-17	3.50-16
	TLR200 Reflex	'86-87	3.00-21	4.00-18
	XL200R	'83-84	2.75-21	4.10-18
250	CB250 Nighthawk	'91-08	90/100-18	120/90-16
	CBR250R	'11-13	110/70-17	140/70-17
	CM250C Custom	'82-83	3.25-18	4.25-16
	CMX250 Rebel	'85-87	3.00-18	130/90-15
	CMX250 Rebel	'96-16	3.00-18	130/90-15
	CRF250L/Rally	'13-17	3.00-21	120/80-18
	MT250	'74-76	3.00-21	4.00-18
	NPS250 Big Ruckus	'05-07	110/90-12	130/70-12
	NSS250 Reflex	'01-07	110/90-13	130/70-12
	NX250	'88-90	90/100-19	120/90-16
	VTR250	'88	100/90-16	120/80-17
		'89	100/90-16	120/80-17
		'90	100/90-17	120/80-17
	XL250	'72-76	2.75-21	4.00-18
	XL250S	'78-81	3.00-23	4.60-18
	XL250R	'82-83	3.00-21	4.60-17
		'84-87	3.00-21	4.60-17
	XR250L	'91-96	3.00-21	4.60-18
300	CB300F	'15-17	110/70-17	140/70-17
	CBR300R	'15-17	110/70-17	140/70-17
	CMX300 Rebel	'17	130/90-16	150/80-16
350	CB350 Twin	'68-73	3.00-18	3.50-18
	CB350 Four	'72-74	3.00-18	3.50-18
	CL350	'68-73	3.00-18	3.50-18
	SL350 Elec.	'69-70	3.25-19	4.00-18
	SL350 Kick	'71-73	3.25-19	4.00-18
	XL350	'74-78	3.00-21	4.00-18
	XL350R	'84-85	3.00-21	4.60-17
360	CB/CL360	'74-76	3.00-18	3.50-18
	CJ360	'75-77	3.00-18	3.50-18
400	CB400A	'78	3.60-19	4.10-18
		'79-81	3.50-18	4.60-16
	CB400F Four	'75-77	3.00-18	3.50-18
	CB400F CB1	'89-90	110/70-17	140/70-17
	CB400T Hawk I	'78-79	3.60-19	4.10-18
	CB400T Hawk II	'78-81	3.60-19	4.10-18
	CM400C/E	'79-81	3.60-19	4.10-18
450	CB/CL450	'68-74	3.25-19	3.50-18
	CB450SC	'82-86	3.25-19	4.60-16
	CB450T Hawk	'82	3.60-19	4.10-18

cc	Application	Year	Front Tire	Rear Tire
HONDA (cont'd...)				
450	CM450A/C/E	'82	3.50-18	4.60-16
	CM450A/E	'83	3.50-18	4.60-16
	CMX450 Rebel	'86-87	100/90-18	140/90-15
500	CB500K Four	'71-74	3.25-19	4.00-18
	CB500T Twin	'75-76	3.25-19	4.00-18
	CB500F	'13-17	120/70-17	160/60-17
	CB500X	'13-17	120/70-17	160/60-17
	CBR500R	'13-17	120/70-17	160/60-17
	CMX500 Rebel	'17	130/90-16	150/80-16
	CTX700N	'14-15	120/70-17	160/60-17
	CX500	'78-79	3.25-19	3.75-18
	CX500C/D	'79-81	3.50-19	130/90-16
	CX500 Turbo	'82	3.50-18	120/90-17
	FT500 Ascot	'82-83	3.50-19	4.25-18
	GB500	'89-90	90/90-18	110/90-18
	GL500	'81	3.50-19	130/90-16
		'82	3.50-19	130/90-16
	VF500C Magna	'84-85	100/90-18	130/90-16
	VF500F Interceptor	'84-86	100/90-16	110/90-18
	VT500C Shadow	'83-86	3.50-18	130/90-16
	VT500FT Ascot	'83-84	3.50-18	4.25-18
	XL500S	'79-81	3.00-23	4.60-18
	XL500R	'82	3.00-21	4.60-17
550	CB550K	'74-78	3.25-19	3.75-18
	CB550SC	'83	100/90-19	130/90-16
600	599	'04-06	120/70-17	180/55-17
	CBR600 Hurricane	'87-90	110/80-17	130/80-17
	CBR600 F2, F3	'91-98	120/60-17	160/60-17
	CBR600 F4	'99-00	120/70-17	180/55-17
	CBR600F4i	'01-06	120/70-17	180/55-17
	CBR600RR	'03-04	120/70-17	180/55-17
		'05-18	120/70-17	180/55-17
	FSC600 Silverwing	'02-10	120/80-14	150/70-13
	VT600C/CD VLX Shadow	'88-07	100/90-19	170/80-15
	VT600 VLX Shadow	'04-07	100/90-19	170/80-15
	XL600R	'83-87	3.00-21	5.10-17
	XL600V Transalp	'89-90	90/90-21	130/80-17
650	CB650	'79	3.50-19	4.50-17
		'80-81	3.50-19	4.50-17
		'82	3.50-19	4.50-17
	CB650 Custom	'80-81	3.50-19	130/90-16
	CB650F	'18	120/70-17	180/55-17
	CB650SC Nighthawk	'82	3.50-19	130/90-16
		'83-85	3.50-19	130/90-16
	CBR650F	'14-18	120/70-17	180/55-17
	CX650 Custom	'83	3.50-19	130/90-16
	CX650 Turbo	'83	100/90-18	120/90-17
	GL650	'83	3.50-19	130/90-16
	NT650 Hawk GT	'88-90	110/80-17	150/70-17
	NX650	'88-89	90/90-21	120/90-17
	XR650L	'93-17	3.00-21	4.60-18
680	DN-01	'09-11	130/70-17	190/50-17
700	CB700SC Nighthawk	'84-86	110/90-16	130/90-16
	CTX700	14-16	120/70-17	160/60-17
	CTX700D	14-17	120/70-17	160/60-17
	CTX700N	'14	120/70-17	160/60-17
	CTX700ND	'14	120/70-17	160/60-17
	NC700J NM4	'15-18	120/70-18	200/50-17
	NC700X	'12-17	120/70-17	160/60-17
	NT700V	'10-11	120/70-17	150/70-17
	VF700C Magna	'84-85	110/90-18	130/90-16
		'86	110/90-18	140/90-15
		'87	110/90-19	150/80-15
	VF700S Sabre	'84-85	110/90-18	130/90-17
	VF700F Interceptor	'84-85	120/80-16	130/80-18
	VFR700 Interceptor	'86-87	110/90-16	130/80-18
	VT700C Shadow	'84-85	110/90-19	140/90-15
		'86-87	110/90-19	140/90-15
750	CB750K	'69-70	3.25-19	4.00-18
		'71-76	3.25-19	4.00-18
		'77-78	3.50-19	4.50-17
	CB750K/L	'79	3.50-19	4.25-18
	CB750K	'80-82	3.50-19	4.50-17
	CB750A	'76	3.25-19	4.00-17
		'77-78	3.50-19	4.50-17

STREET

V-TWIN

OFFROAD

ATV / UTV

TUBES / ACCESSORIES

TRAILER

TOOLS / REPAIR

PROMOTIONAL

REFERENCE

INDEX

STREET TIRE REFERENCE

STREET
V-TWIN
OFFROAD
ATV / UTV
TUBES / ACCESSORIES
TRAILER
TOOLS / REPAIR
PROMOTIONAL
REFERENCE
INDEX

cc	Application	Year	Front Tire	Rear Tire	
HONDA (cont'd...)					
750	CB750C	'80-82	110/90-19	130/90-16	
	CB750F	'75-76	3.25-19	4.00-18	
	CB750F	'77-78	3.25-19	4.00-18	
	CB750F	'79	3.50-19	4.25-18	
	CB750F	'80-82	3.50-19	4.25-18	
	CB750L	'79	3.50-19	4.50-17	
	CB750SC Nighthawk	'82-83	120/90-18	140/90-16	
	CB750 Nighthawk	'91-03	110/80-18	140/70-17	
	RC45	'94	130/70-16	190/50-17	
	VF750C Magna	'82-83	110/90-18	130/90-16	
	VF750C Magna	'88	100/90-19	150/80-15	
	VF750C Magna	'94-03	120/80-17	150/80-15	
	VF750F Interceptor	'83-84	120/80-16	130/80-18	
	VF750S Sabre	'82-83	110/90-18	130/90-17	
	VFR750F Interceptor	'86	110/90-16	130/80-18	
	VFR750F Interceptor	'90-97	120/70VR-17	170/60VR-17	
	VFR750R (RC30)	'90	120/70VR-17	170/60VR-17	
	VT750C Shadow	'83	110/90-19	140/90-15	
	VT750DC Shadow Spirit	'01-07	110/80-19	160/80-15	
	VT750C Shadow Spirit	'04-06	120/90-17	160/80-15	
	VT750C Shadow Aero	'07-08	120/90-17	160/80-15	
	VT750C Shadow Aero	'09-16	120/90-17	160/80-15	
	VT750C2B Shadow Phantom	'11-17	120/90-17	160/80-15	
	VT750C2 Shadow Spirit	'07-09	110/80-19	160/80-15	
	VT750C2 Shadow Spirit	'12-14	90/90-21	160/80-15	
	VT750RS Shadow RS	'10-13	100/90-19	150/80-16	
	800	PC800 Pacific Coast	'89-99	120/80-17	140/80-15
	VFR800 Interceptor	'98-01	120/70-17	180/55-17	
	Interceptor/ABS	'02-10	120/70-17	180/55-17	
	VFR800F Interceptor	'14-15	120/70-17	180/55-17	
	VT800C Shadow	'88	100/90-19	140/90-15	
	900	CB900C	'80-82	110/90-19	130/90-16
	CB900F	'81-82	3.50-19	4.25-18	
	CBR900RR	'93-95	130/70-16	180/55-17	
	CBR900RR	'96-99	130/70-16	180/55-17	
	919	CB900F 919	'02-07	120/70-17	180/55-17
	929	CBR929RR	'00-01	120/70-17	190/50-17
	954	CBR954RR	'02	120/70-17	190/50-17
	1000	CB1000C	'83	110/90-18	140/90-16
	CB1000	'94-95	120/70-17	170/60-18	
	CB1000R	'12-15	120/70-17	180/55-17	
	CBR1000 Hurricane	'87-88	110/80-17	140/80-17	
	CBR1000 Hurricane	'90-92	120/70-17	170/60-17	
	CBR1000 Hurricane	'94-95	120/70-17	160/70-17	
	CBR1000RR	'04-08	120/70-17	190/50-17	
	CBR1000RR	'09-18	120/70-17	190/50-17	
	CRF1000L Africa Twin	'16-18	90/90-21	150/70-18	
	GL1000 Goldwing	'75-79	3.50-19	4.50-17	
	RC213V-S	'16	120/70-17	190/55-17	
	RVT1000R RC51	'00-06	120/70-17	190/50-17	
	VF1000F Interceptor	'84	120/80-16	140/80-17	
	VF1000R Interceptor	'85-86	120/80-16	140/80-17	
VTR1000F Super Hawk	'97-05	120/70-17	180/55-17		
	1050	CBX	'79	3.50-19	
	CBX	'80	3.50-19	4.25-18	
	CBX	'81	3.50-19	130/90-18	
	CBX	'82	3.50-19	130/90-18	
	CBX (optional)	'82	3.50-19	130/90-18	
	1100	CB1100	'13	110/80-18	140/70-18
	CB100 EX	'17	110/80-18	140/70-18	
	CB1100F	'83	100/90-18	130/90-17	
	CBR1100XX	'97-03	120/70-17	180/55-17	
	GL1100	'80	110/90-19	130/90-17	
	GL1100	'81	110/90-19	130/90-17	
	GL1100	'82-83	120/90-18	140/90-16	
	ST1100	'91-02	110/80-18	160/70-17	
	ST1100ABS	'97-02	120/80-18	160/70-17	
	VF1100C Magna	'83-86	110/90-18	140/90-16	
	VF1100S Sabre	'84-85	110/90-18	130/90-17	
	VT1100C Shadow	'85-86	110/90-18	140/90-15	
	VT1100C Shadow	'87-97	110/90-19	170/80-15	
	VT1100C Shadow Spirit	'00-06	110/90-19	170/80-15	
	VT1100C2 Ace	'95-00	120/90-18	170/80-15	
VT1100C2 Sabre	'00-07	120/90-18	170/80-15		
VT1100C3 Aero	'98-02	140/80-17	170/80-15		

cc	Application	Year	Front Tire	Rear Tire	
HONDA (cont'd...)					
1100	VT1100CT Tourer	'98-01	130/80-18	170/70-16	
1200	GL1200	'84-87	130/90-16	150/90-15	
	VFR1200F	'10-13	120/70-17	199/55-17	
	VFR1200X	'16-17	110/80-19	150/70-17	
	1300	CTX1300	'14	130/70-18	200/50-17
	ST1300	'03-12	120/70-18	170/60-17	
	VT1300CR Stataline	'10-16	140/80-17	170/80-15	
	VT1300CS Sabre	'10-13	90/90-21	170/80-15	
	VT1300CT Interstate	'10-15	140/80-17	170/80-15	
	VT1300CX Fury	'09-17	90/90-21	200/50-18	
	VTX1300C	'04-10	110/90-19	170/80-15	
	VTX1300S/R	'03-10	140/80-17	170/80-15	
	VTX1300T	'08-10	140/80-17	170/80-15	
1500	GL1500 All	'88-00	130/70-18	160/80-16	
	GL1500C/CT	'97-03	150/80-17	180/70-16	
	GL1500 FT Interstate	'99-00	150/80-17	180/70-16	
	1800	F6B	'13-14	130/70-18	180/60-16
	GL1800C Valkyrie	'14-15	130/60-19	180/55-17	
	GL1800 Gold Wing	'01-18	130/70-18	180/60-16	
	GL1800B F6B	'14-18	130/70-18	180/60-16	
	NRX1800 Valkyrie Rune	'04-05	150/60-18	180/55-17	
	VTX1800C	'02-07	130/70R18	180/70R16	
	VTX1800F	05-07	130/70R18	180/55ZR18	
	VTX1800N	'05-07	150/80R17	180/70R16	
	VTX1800R	02-07	150/80R17	180/70R16	
VTX1800S	02-07	150/80-17	170/80-15		
BUELL					
500	Blast	'01	100/80-16	120/80-16	
	Blast	'02-04	100/80-16	120/80-16	
	Blast	'05-09	100/80-16	120/80-16	
1000	XB9R Firebolt	'02	120/70-17	180/55-17	
	XB9R Firebolt	'04	120/70-17	180/55-17	
	XB9R Firebolt	'05-06	120/70-17	180/55-17	
	XB9S Lightning	'04	120/70-17	180/55-17	
1125	XB9SX Lightning	'05-08	120/70-17	180/55-17	
	1125R/CR	'08-09	120/70-17	180/55-17	
1200	M2 Cyclone	'98-02	120/70-17	170/60-17	
	S1 Lightning	'98	120/70-17	170/60-17	
	S3 Thunderbolt	'98-02	120/70-17	170/60-17	
	X1 Lightning	'00-02	120/70-17	170/60-17	
	XB12S/TT Lightning	'04-08	120/70-17	180/55-17	
	XB12S/TT Lightning	'09	120/70-17	180/55-17	
	XB12R Firebolt	'04-08	120/70-17	180/55-17	
	XB12R Firebolt	'09	120/70-17	180/55-17	
	XB12X/XT Ulysses	'09	120/70-17	180/55-17	
	XB12X/XT Ulysses	'09	120/70-17	180/55-17	
CAN-AM					
990	Spyder F3 / S / T	'15-17	165/55R15	225/50R15	
	Spyder GS	'08-09	165/65R14	225/50R15	
	Spyder RS / S	'08-12	165/65R14	225/50R15	
	Spyder RS / S	'13-16	165/55R15	225/50R15	
	Spyder RT / S	'10-12	165/65R14	225/50R15	
990	Spyder RT / S	'13-17	165/55R15	225/50R15	
	Spyder ST / S	'13-16	165/55R15	225/50R15	
DUCATI					
600	Monster 600	'01-04	120/60-17	160/60-17	
	618	Multiestrada	'05	120/60-17	160/60-17
	620	Monster 620	'01-04	120/60-17	160/60-17
620	Monster 620	'05-06	120/60-17	160/60-17	
	650	Indiana	'88	110/90-18	140/90-15
695	Monster 695	'08	120/60-17	160/60-17	
	696	Monster 696	'09-14	120/60-17	160/60-17
750	F-1	'88	130/60-16	160/60-16	
	F1-B	'88	120/80-16	130/80-16	
	F1-S	'88	120/80-16	160/60-16	
	Monster 750	'98-04	120/60-17	160/60-17	
	Paso	'88	130/60-16	160/60-16	
	Sport	'90	130/60-16	160/60-16	
	SS	'91-93	120/60-17	160/60-17	
	Sport/SS	'02	120/70-17	160/60-17	
	748	'97-02	120/60-17	180/55-17	
	749	'03-05	120/70-17	180/55-17	
795	Monster	'12-14	120/60-17	160/60-17	
796	Hypermotard	10-12	120/70-17	180/55-17	

STREET TIRE REFERENCE

cc	Application	Year	Front Tire	Rear Tire
DUCATI (cont'd...)				
796	Monster 796	'11-14	120/70-17	180/55-17
800	Monster 800IE	'03-04	120/60-17	160/60-17
	Monster S2R	'05-07	120/70-17	180/55-17
	800 Super Sport	'03-05	120/70-17	170/60-17
803	Monster 797	'17-18	120/70-17	180/55-17
	Scrambler	'15-18	110/80-18	180/55-17
	Scrambler Caf© Racer	'18	120/70-17	180/55-17
	Scrambler Desert Sled	'18	120/70-19	170/60-17
821	Hypermotard /SP	'13-16	120/70-17	180/55-17
	Hyperstrada	'13-16	120/70-17	180/55-17
	Monster 821	'15-18	120/70-17	180/60-17
848	848 / EVO	08-13	120/70-17	180/55-17
	Streetfighter	'12-16	120/70-17	180/60-17
851	Sport	'90-92	120/70-17	180/55-17
888	888 SPO	'93	120/70-17	170/60-17
	888 LTD	'94	120/70-17	180/55-17
898	899 Panigale	'14-15	120/70-17	180/60-17
900	E900	'94	100/90-19	140/80-17
	M900	'93-02	120/70-17	170/60-17
	SS	'91	120/70-17	180/55-17
		'92-94	120/70-17	170/60-17
	SS CR	'94-98	120/60-17	160/60-17
	900 FE	'98-02	120/70-17	170/60-17
906	Paso	'90	130/60-16	160/60-16
907		'91	120/70-17	180/55-17
	I.E. Paso	'91-93	120/70-17	170/60-17
916	916	'94-98	120/70-17	190/50-17
	Monster S4	'02	120/70-17	180/55-17
937	Hypermotard 939 / SP	'17-18	120/70-17	180/55-17
	Multistrada 950	'17-18	120/70-19	170/60-17
	SuperSport / S	'17-18	120/70-17	180/55-17
944	ST2	'97-03	120/70-17	170/60-17
955	959 Panigale	'16-18	120/70-17	180/60-17
992	ST3	'03-07	120/70-17	180/55-17
996	996	'99-02	120/70-17	170/60-17
	ST4S	'02-05	120/70-17	180/55-17
989	Desmosedici RR	'08-10	120/70-17	200/55-16
999	999/S	'03-04	120/70-17	190/50-17
	999/S/R	'05-06	120/70-17	190/50-17
1000	GT1000	'09-10	120/70-17	180/55-17
	Monster IE	'04	120/70-17	180/55-17
	Monster S4	'04-07	120/70-17	180/55-17
	Multistrada	'05-06	120/70-17	180/55-17
	Sport 1000 Biposto	'09-10	120/70-17	180/55-17
1000	Sport 1000	'09-10	120/70-17	180/55-17
	Supersport DS	'05	120/70-17	180/55-17
1079	Scrambler 1100	'18	120/70-18	180/55-17
1098	1098 / S / Tri-color	'07-09	120/70-17	190/55-17
	1098R	'10	120/70-17	190/55-17
1103	Hypermotard /S	'07-11	120/70-17	180/55-17
	Monster /S/EVO	09-13	120/70-17	180/55-17
	Multistrada	'07-09	120/70-17	180/55-17
	Panigale V4 /S	'18	120/70-17	200/60-17
	Streetfighter /S	09-13	120/70-17	190/55-17
1198	Diavel	'11-18	120/70-17	240/45-17
	Monster 1200 /S	'14-18	120/70-17	190/55-17
	Monster 1200 R	'18	120/70-17	200/55-17
	Multistrada 1200 /S	'10-17	120/70-17	190/55-17
	Multistrada Enduro	'17-18	120/70-19	170/60-17
	Superbike /S	'10	120/70-17	190/55-17
1199	Panigale /S	'12-14	120/70-17	200/55-17
	Panigale R	'12-17	120/70-17	200/55-17
1262	Multistrada 1260 /S	'18	120/70-17	190/55-17
	XDiavel / S	'17-18	120/70-17	240/45-17
1299	Panigale /R/S	'15-18	120/70-17	200/55-17
	Superleggera	'17	120/70-17	200/55-17
EBR				
1190	1190RX	'14	120/70-17	190/55-17
	1190SX	'14-15	120/70-17	190/55-17
	RS	'13-14	120/70-17	190/55-17

cc	Application	Year	Front Tire	Rear Tire
APRILIA				
50	RS 50	'02-05	90/80-17	110/80-17
		'06-07	90/80-17	110/80-17
	Tuono 50	'04-05	90/80-17	110/80-17
125	RS 125	'97-02, 06-07,09	110/70-17	150/60-17
	Tuono 125	'04-05	110/70-17	150/60-17
250	RS 250	'96	110/70-17	150/60-17
		'97-02	120/60-17	150/60-17
450	RXV 450	'06-12	90/90-21	140/80-18
	SXV 450	'06-09,	120/70-17	180/55-17
		12		
550	RXV 550	'06-09,	90/90-21	140/80-18
		12		
	SXV 550	'06-12	120/70-17	180/55-17
650	Pegaso 650	'96-04	100/90-19	130/80-17
		'05-07	100/90-19	130/80-17
	Pegaso 650 Factory	'07	100/90-19	130/80-17
	Pegaso 650 Trail	'06-07	100/90-19	130/80-17
750	Dorsoduro 750	'09-16	120/70-17	180/55-17
	SL 750 Shiver	'08-09	120/70-17	180/55-17
	Shiver 750	'10-16	120/70-17	180/55-17
850	Mana 850	'08-12	120/70-17	180/55-17
	Mana 850 GT ABS	'09-16	120/70-17	180/55-17
900	Dorsoduro 900	'17	120/70-17	180/55-17
	Shiver 900	'17	120/70-17	180/55-17
1000	ETV 1000 Caponord	'01-07	110/80-19	150/70-17
	RST1000 Futura	'01-05	120/70-17	180/55-17
	RSV 1000 R / Factory	'04-09	120/70-17	180/55-17
	RSV Mille / R	'98-04	120/70-17	180/55-17
	RSV Mille SP	'00	120/70-17	180/55-17
	RSV4 / Factory / APRC SE	'10-16	120/70-17	190/55-17
	RSV4RR/RF	'15-17	120/70-17	200/55-17
	SL1000 Falco	'00-04	120/70-17	180/55-17
	Tuono 1000 R / Factory	'04-11	120/70-17	180/55-17
	Tuono Fighter / Racer 1000	'03	120/70-17	180/55-17
	Tuono V4 R / APRC	'12-16	120/70-17	190/55-17
1100	Tuono V4 1100RR / Factory	'15-17	120/70-17	190/55-17
1200	Caponord	'14-17	120/70-17	180/55-17
	Dorsoduro 1200	'11-13	120/70-17	180/55-17
BMW				
310	G310GS	'17-18	110/80-19	150/70-17
	G310R	'17-18	110/70-17	150/60-17
450	G450X	'08-10	90/90-21	140/80-18
475	R45	'78-85	3.25-18	4.00-18
600	R60/7	'76-80	3.25-19	4.00-18
650	F650	'97-00	100/90-19	130/80-17
	F650 Funduro	'98-01	100/90-19	130/80-17
	F650 SE	'99	100/90-19	130/80-17
	F650CS	'01-06	110/70-17	160/60-17
	F650GS	'01-04	100/90-19	130/80-17
		'05-06	100/90-19	130/80-17
		'07-08	100/90-19	130/80-17
		'09-12	110/80-19	140/80-17
	F650GS Dakar	'01-07	90/90-21	130/80-17
	F650ST	'97-99	100/90-18	130/80-17
	G650 Xchallenge	'07	90/90-21	140/80-18
	G650 Xcountry	'07-09	100/90-19	130/80-17
	G650 Xmoto	'07	120/70-17	160/60-17
	G650GS	'09-10	100/90-19	130/80-17
		'11-16	110/80-19	140/80-17
	G650GS Sertao	'12-16	90/90-21	130/80-17
	R65	'78-87	90/90-18	120/90-18
	R65LS	'81-85	3.25-18	4.00-18
700	F700GS	'13-18	110/80-19	140/80-17
750	K75	'88-89	100/90-18	120/90-18
		'90-93	100/90-18	130/90-17
		'94-95	100/90-18	130/90-17
	K75/3/ 3A	'95	100/90-18	120/90-18
	K75A	'94	100/90-18	130/90-17
	K75C	'88-96	100/90-18	120/90-18
	K75RT	'90-92	100/90-18	130/90-17
	K75S	'87-95	100/90-18	130/90-17
	K75T	'86-87	100/90-18	120/90-18
800	F800GS	'08-18	90/90-21	150/70-17
	F800GS Adventure	'14-18	90/90-21	150/70-17

STREET
V-TWIN
OFFROAD
ATV / UTV
TUBES / ACCESSORIES
TRAILER
TOOLS / REPAIR
PROMOTIONAL
REFERENCE
INDEX

STREET TIRE REFERENCE

cc	Application	Year	Front Tire	Rear Tire
BMW (cont'd...)				
800	F800GT	'13-18	120/70-17	180/55-17
	F800R	'09-13	120/70-17	180/55-17
		'15-18	120/70-17	180/55-17
	F800S	'06-08	120/70-17	180/55-17
	F800ST	'06-12	120/70-17	180/55-17
	R80	'85-87	90/90-18	120/90-18
	R80/7	'76-84	3.25-19	4.00-18
	R80GS	'80-86	90/90-21	120/80-18
	R80R	'92-94	110/80-18	140/80-17
	R80RT	'82-87	90/90-18	120/90-18
	R80ST	'82-84	100/90-19	120/90-18
850	R850C Avantgarde/Classic/Euro	'96-03	100/90-18	170/80-15
	R850R/ SE	'95-01	120/70-17	160/60-18
1000	HP4	'13-14	120/70-17	190/55-17
		'17-18	120/70-17	200/60-17
	K1	'88-93	120/60-17	160/60-17
	K100/ LT	'86-93	100/90-18	130/90-17
	K100RS FL	'91-92	120/60-17	160/60-17
	K100RS/ RT	'83-88	100/90-18	130/90-17
	R100	'83-84,	3.25-19	4.00-18
		91		
	R100CS	'80-84	3.25-19	4.00-18
	R100GS/ Paris Dakar	'87-95	90/90-21	130/80-17
	R100R	'92-95	110/80-18	140/80-17
	R100RS/ RT	'76-84	3.25-19	4.00-18
		'88-93	90/90-18	120/90-18
	R100S/ T	'76-84	3.25-19	4.00-18
	S1000R	'13-18	120/70-17	190/55-17
	S1000RR	'09-13	120/70-17	190/55-17
		'14-18	120/70-17	190/55-17
	S1000XR	'16-18	120/70-17	190/55-17
1100	K1100LT/High Line/SE	'93-99	110/80--18	140/80-17
	K1100RS/ SE	'93-96	120/70-17	160/60-18
	R1100GS	'94-95	110/80-19	150/70-17
	R1100GS ABS/ SE	'95-99	110/80-19	150/70-17
	R1100R/ SE	'95-00	120/70-17	160/60-18
	R1100RL	'01	120/70-17	160/60-18
	R1100RS/L/ABS	'93-01	120/70-17	160/60-18

cc	Application	Year	Front Tire	Rear Tire
BMW (cont'd...)				
1100	R1100RT/L/SE	'94-01	120/70-17	160/60-18
	R1100S	'98-05	120/70-17	170/60-17
	R1100S ABS	'99_02,	120/70-17	170/60-17
		04-05		
	R1100S Boxer Cup Replica	'02-05	120/70-17	170/60-17
	R1100SA/ SE	'00-01	120/70-17	170/60-17
1150	R1150GS/Adventure/Sport	'99-05	110/80-19	150/70-17
	R1150R/ Rockster	'01-06	120/70-17	170/60-17
	R1150RS/ RT	'01-05	120/70-17	170/60-17
1170	HP2 Enduro	'07-08	90/90-21	140/80-17
	HP2 Megamoto	'08-09	120/70-17	180/55-17
	HP2 Sport	'08-10	120/70-17	190/55-17
	R Nine T/Racer/Pure	'14-18	120/70-17	180/55-17
	R Nine T Scrambler/Urban GS	'16-18	120/70-19	170/60-17
1200	K1200GT	'03-08	120/70-17	180/55-17
	K1200LT/ Exodus	'98-09	120/70-17	160/70-17
	K1200LTC/LTS/LTI Icon	'99-02	120/70-17	160/70-17
	K1200R/ Sport	'05-08	120/70-17	180/55-17
	K1200RS/ Dakar	'97-02	120/70-17	170/60-17
		'03-05	120/70-17	180/55-17
	K1200S	'05-08	120/70-17	190/50-17
	R1200C (All)	'98-05	100/90-18	170/80-15
	R1200CL	'02-06	150/80-16	170/80-15
	R1200GS	'04-18	110/80-19	150/70-17
	R1200GS Adventure	'06-18	110/80-19	150/70-17
	R1200GS HP2	'06-07	120/70-17	150/70-17
	R1200R	'06-18	120/70-17	180/55-17
	R1200RS	'15-18	120/70-17	180/55-17
	R1200RT/ ST	'05-18	120/70-17	180/55-17
	R1200S	'06-07	120/70-17	190/50-17
	RG1200GS	'04-06	110/80--19	150/70--17
1300	K1300GT	'09-10	120/70-17	180/55-17
	K1300R	'09-11	120/70-17	190/55-17
		'13	120/70-17	180/55-17
	K1300S	'09-16	120/70-17	190/55-17
1600	K1600B	'17-18	120/70-17	190/55-17
	K1600GT/ L	'11-18	120/70-17	190/55-17

ORDER TOLL FREE

1 (800) 999-3388

OR FAX (800) 326-3813

See us on the Internet: <http://www.wps-inc.com>
e-mail: Dealer@wps-inc.com

STREET

V-TWIN

OFFROAD

ATV / UTV

TUBES / ACCESSORIES

TRAILER

TOOLS / REPAIR

PROMOTIONAL

REFERENCE

INDEX

V-TWIN TIRE REFERENCE

cid	cc	Model	Name	Year	Front Tire	Rear Tire	cid	cc	Model	Name	Year	Front Tire	Rear Tire
HARLEY DAVIDSON							TOURING (cont'd...)						
TOURING							TOURING						
74	1200	FLH	Electra Glide	'55-64	MT90-16	MT90-16	103	1690	FLHX	Street Glide	'14-16	130/60-19	180/65-16
74	1200	FLH	Electra Glide	'70-74	MT90-16	MT90-16	103	1690	FLHXS	Street Glide Special	'15-16	130/60-19	180/65-16
74	1200	FLH	Electra Glide	'75-78	MT90-16	MT90-16	103	1690	FLTRU	Road Glide Ultra	'11-13, '16	130/80-17	180/65-16
74	1200	FLTC	Tour Glide Classic	'81-84	MT90-16	MT90-16	103	1690	FLTRX	Road Glide Custom	12-13	130/80-17	180/65-16
80	1338	FLH	Electra Glide	'79	MT90-16	MT90-16	103	1690	FLTRX	Road Glide	'15-16	130/60-19	180/65-16
80	1338	FLH	Electra Glide	'80-83	MT90-16	MT90-16	103	1690	FLTRXS	Road Glide Special	'15-16	130/60-19	180/65-16
80	1340	FLH	Electra Glide	'84-85	MT90-16	MT90-16	107	1750	FLHR	Road King	'17-18	130/80-17	180/65-16
80	1340	FLHC	Electra Glide Classic	'79-81	MT90-16	MT90-16	107	1750	FLHRXS	Road King Special	'18	130/60-19	180/55-18
80	1340	FLHR	Road King	'94-98	MT90-16	MT90-16	107	1750	FLHX	Street Glide	'17-18	130/60-19	180/65-16
80	1340	FLHRC	Road King Classic	'98	MT90-16	MT90-16	107	1750	FLHXS	Street Glide Special	'17	130/60-19	180/65-16
80	1338	FLHS	Electra Glide Sport	'80-84	MT90-16	MT90-16	107	1750	FLHXS	Street Glide Special	'18	130/60-19	180/55-18
80	1340	FLHS	Electra Glide Sport	'84-93	MT90-16	MT90-16	107	1750	FLTR	Road Glide	'17-18	130/60-19	180/65-16
80	1340	FLHT	Electra Glide	'86-87, '95-96	MT90-16	MT90-16	107	1750	FLTRS	Road Glide Special	'17	130/60-19	180/65-16
80	1340	FLHT	Electra Glide	'97-98	MT90-16	MT90-16	107	1750	FLTRXS	Road Glide Special	'18	130/60-19	180/55-18
80	1450	FLHT	Electra Glide	'04-06	MT90-16	MU85-16	107	1750	FLTRU	Road Glide Ultra	'17-18	130/80-17	180/65-16
80	1338	FLHTC	Electra Glide Classic	'83-84	MT90-16	MT90-16	107	1750	FLHTCU	Electra Glide Ultra Classic	'17-18	130/80-17	180/65-16
80	1340	FLHTC	Electra Glide Classic	'84-96	MT90-16	MT90-16	107	1750	FLHTK	Electra Glide Ultra Limited	'17-18	130/80-17	180/65-16
80	1340	FLHTC	Electra Glide Classic	'97-98	MT90-16	MT90-16	107	1750	FLHTKL	Electra Glide Ultra Limited Low	'17-18	130/80-17	180/65-16
80	1340	FLHTCU	Electra Glide Ultra Classic	'89-96	MT90-16	MT90-16	110	1803	FLHRSE3	CVO Screamin' Eagle Road King	'07-08	130/70-18	170/60-17
80	1340	FLHTCU	Electra Glide Ultra Classic	'97-98	MT90-16	MT90-16	110	1803	FLHRSE5	CVO Screamin' Eagle Road King	'13-14	130/60-19	180/55-18
80	1340	FLHX	Electra Glide Special	'84-85	MT90-16	MT90-16	110	1803	FLHTCUSE	CVO Screamin' Eagle Ultra Classic Electra Glide	'07-08	MT90-16	MU85-16
80	1338	FLT	Tour Glide	'79-83	MT90-16	MT90-16	110	1803	FLHTCUSE	CVO Ultra Classic Electra Glide	'09-13	130/80-17	180/65-16
80	1338	FLTC	Tour Glide Classic	'84-91	MT90-16	MT90-16	110	1803	FLHTKSE	CVO Limited	'14-16	130/80-17	180/65-16
80	1340	FLTCU	Tour Glide Ultra Classic	'89-96	MT90-16	MT90-16	110	1803	FLHXSE	CVO Street Glide	'10-12, '15-16	130/60-19	180/55-18
80	1340	FLTR	Road Glide	'98	MT90-16	MU85-16	110	1803	FLTRSE3	CVO Road Glide	'09	130/70-18	180/55-18
88	1450	FLHR	Road King	'04-06	MT90-16	MU85-16	110	1803	FLTRUSE	CVO Road Glide Ultra	'11	130/70-18	180/55-18
88	1450	FLHR	Road King	'99-03	MT90-16	MT90-16	110	1803	FLTRUSE	CVO Road Glide Ultra	'15-16	130/80-17	180/65-16
88	1450	FLHRC	Road King Classic	'04-06	MT90-16	MU85-16	110	1803	FLTRXSE	CVO Road Glide Custom	'12-13	130/60-19	180/55-18
88	1450	FLHRC	Road King Classic	'99-03	MT90-16	MT90-16	114	1868	FLHXSE	CVO Street Glide	'17	130/60-19	180/55-18
88	1450	FLHRS	Road King Custom	'04-06	MT90-16	MU85-16	114	1868	FLHTKSE	CVO Limited	'17	130/80-17	180/65-16
88	1450	FLHT	Electra Glide	'99-03	MT90-16	MT90-16	117	1923	FLHTKSE	CVO Limited	'18	130/80-17	180/65-16
88	1450	FLHTC	Electra Glide Classic	'04-06	MT90-16	MU85-16	117	1923	FLTRXSE	CVO Road Glide	'18	130/60-21	180/55-18
88	1450	FLHTCU	Electra Glide Ultra Classic	'04-06	MT90-16	MU85-16	117	1923	FLHXSE	CVO Street Glide	'18	130/60-19	180/55-18
88	1450	FLHTCU	Electra Glide Ultra Classic	'99-03	MT90-16	MT90-16	TRIKE						
88	1450	FLHX	Street Glide	'06	MT90-16	MU85-16	103	1690	FLHTCUTG	Tri Glide Ultra Classic	'09-16	MT90-16	P205/65-15
88	1450	FLTR	Road Glide	'99-06	MT90-16	MU85-16	103	1690	FLHTXXX	Street Glide Trike	'10-11	MT90-16	P205/65-15
95	1550	FLHRSEI	CVO Screamin' Eagle Road King	'02	MT90-16	MT90-16	103	1690	FLTRT	Freewheeler	'15-16	MT90-16	P205/65-15
95	1550	FLTRSEI	CVO Screamin' Eagle Road Glide	'00-01			107	1750	FLTRT	Freewheeler	'17-18	130/60-19	P205/65-15
96	1584	FLHR	Road King	'07-08	MT90-16	MU85-16	107	1750	FLHTCUTG	Tri Glide Ultra Classic	'17-18	MT90-16	P205/65-15
96	1584	FLHR	Road King	'09-11	130/80-17	180/65-16	SOFTAIL						
96	1584	FLHRC	Road King Classic	'07-08	MT90-16	MU85-16	80	1340	FLST	Heritage Softail	'86-90	MT90-16	MT90-16
96	1584	FLHRC	Road King Classic	'09-10	130/90-16	180/65-16	80	1340	FLSTC	Heritage Softail Classic	'88-90	MT90-16	MT90-16
96	1584	FLHRS	Road King Custom	'07	MT90-16	MU85-16	80	1340	FLSTC	Heritage Softail Classic	'91-97	MT90-16	MT90-16
96	1584	FLHT	Electra Glide	'07-09	MT90-16	MU85-16	80	1340	FLSTF	Softail Fat Boy	'90-98	MT90-16	MT90-16
96	1584	FLHTC	Electra Glide Classic	'07-08	MT90-16	MU85-16	80	1340	FLSTS	Softail Heritage Springer	'97-98	MT90-16	MT90-16
96	1584	FLHTC	Electra Glide Classic	'09-11	130/80-17	180/65-16	80	1340	FXST	Softail Standard	'84-90	MH90-21	130/90-16
96	1584	FLHTCU	Electra Glide Ultra Classic	'07-08	MT90-16	MU85-16	80	1340	FXSTC	Softail Custom	'86-90	MH90-21	MT90-16
96	1584	FLHTCU	Electra Glide Ultra Classic	'09-11	130/80-17	180/65-16	80	1340	FXSTC	Softail Custom	'91-98	MH90-21	MT90-16
96	1584	FLHX	Street Glide	'07-08	MT90-16	MU85-16	80	1340	FXSTS	Springer Softail	'88-90	MH90-21	MT90-16
96	1584	FLHX	Street Glide	'09	130/80-17	180/65-16	80	1340	FXSTS	Springer Softail	'91-98	MH90-21	MT90-16
96	1584	FLHX	Street Glide	'10-11	130/70B18	180/65-16	80	1340	FXSTSB	Softail Bad Boy	'95-97	100/90-19	130/90-16
96	1584	FLTR	Road Glide	'07-08	MT90-16	MU85-16	88	1450	FLST	Heritage Softail	'06	MT90-16	150/80-16
96	1584	FLTRX	Road Glide Custom	'10-11	130/80-18	180/65-16	88	1450	FLSTC	Heritage Softail Classic	'03-06	MT90-16	150/80-16
103	1690	FLHR	Road King	'12-16	130/80-17	180/65-16	88	1450	FLSTC	Heritage Softail Classic	'99-02	MT90-16	MT90-16
103	1690	FLHRC	Road King Classic	'11-13	130/90-16	180/65-16	88	1450	FLSTF	Softail Fat Boy	'04-06	MT90-16	150/80-16
103	1690	FLHRSEI2	CVO Screamin' Eagle Road King	'03	MT90-16	MT90-16	88	1450	FLSTF	Softail Fat Boy	'99-03	MT90-16	MT90-16
103	1690	FLHTC	Electra Glide Classic	'12-13	130/80-17	180/65-16	88	1450	FLSTN	Softail Deluxe	'05-06	MT90-16	MU85-16
103	1690	FLHTCSE	CVO Screamin' Eagle Electra Glide	'04-05	MT90-16	MU85-16	88	1450	FLSTS	Softail Heritage Springer	'03	MT90-16	MU85-16
103	1690	FLHTCU	Electra Glide Ultra Classic	'12-16	130/80-17	180/65-16	88	1450	FLSTS	Softail Heritage Springer	'99-02	MT90-16	MT90-16
103	1690	FLHTCUL	Electra Glide Ultra Classic Low	'15-16	130/80-17	180/65-16	88	1450	FLSTSC	Softail Springer Classic	'05-06	MT90-16	150/80-16
103	1690	FLHTCUSE	CVO Screamin' Eagle Ultra Classic Electra Glide	'06	MT90-16	MU85-16	88	1450	FXST	Softail Standard	'03-05	MH90-21	150/80-16
103	1690	FLHTK	Electra Glide Ultra Limited	'10-16	130/80-17	180/65-16	88	1450	FXST	Softail Standard	'06	MH90-21	200/55-17
103	1690	FLHTKL	Electra Glide Ultra Limited Low	'15-16	130/80-17	180/65-16	88	1450	FXST	Softail Standard	'99-02	MH90-21	130/90-16
103	1690	FLHX	Street Glide	'12-13	130/80-18	180/65-16	88	1450	FXSTB	Softail Night Train	'03-05	MH90-21	150/80-16
							88	1450	FXSTB	Softail Night Train	'06	MH90-21	200/55-17
							88	1450	FXSTB	Softail Night Train	'99-02	MH90-21	130/90-16
							88	1450	FXSTC	Softail Custom	'99	MH90-21	MT90-16

STREET
V-TWIN
OFFROAD
ATV / UTV
TUBES / ACCESSORIES
TRAILER
TOOLS / REPAIR
PROMOTIONAL
REFERENCE
INDEX

V-TWIN TIRE REFERENCE

STREET
V-TWIN
OFFROAD
ATV / UTV
TUBES / ACCESSORIES
TRAILER
TOOLS / REPAIR
PROMOTIONAL
REFERENCE
INDEX

cid	cc	Model	Name	Year	Front Tire	Rear Tire
SOFTAIL (CONT'D...)						
88	1450	FXSTD	Softail Deuce	'00-06	MH90-21	160/70-17
88	1450	FXSTS	Springer Softail	'00-02	MH90-21	MT90-16
88	1450	FXSTS	Springer Softail	'03-05	MH90-21	150/80-16
88	1450	FXSTS	Springer Softail	'06	MH90-21	200/55-17
88	1450	FXSTS	Springer Softail	'99	MH90-21	MT90-16
95	1550	FXSTDSE	CVO Screamin' Eagle Softail Deuce	'03-04	MH90-21	160/70-17
96	1584	FLSTC	Heritage Softail Classic	'07-11	MT90-16	150/80-16
96	1584	FLSTF	Softail Fat Boy	'07-11	140/75-17	200/55-17
96	1587	FLSTFB	Softail Fat Boy Lo	'10-11	140/75-17	200/55-17
96	1584	FLSTN	Softail Deluxe	'07-11	MT90-16	MU85-16
96	1584	FLSTSB	Softail Cross Bones	'08-11	MT90-16	200/55-17
96	1584	FLSTSC	Softail Springer Classic	'07	MT90-16	150/80-16
96	1584	FXCW	SoftailRocker	'08-09	90/90-19	240/40-18
96	1584	FXCWC	Softail Rocker C	'08	MH90-21	200/55-17
96	1584	FXCWC	Softail Rocker C	'09-11	90/90-19	240/40-18
96	1584	FXS	Softail Blackline	'11	MH90-21	MU85-16
96	1584	FXST	Softail Standard	'07	MH90-21	200/55-17
96	1584	FXSTB	Softail Night Train	'07-09	MH90-21	200/55-17
96	1584	FXSTC	Softail Custom	'07-10	MH90-21	200/55-17
96	1584	FXSTD	Softail Deuce	'07	MH90-21	160/70-17
103	1690	FLS	Softail Slim	'12-17	MT90-16	MU85-16
103	1690	FLSTC	Heritage Softail Classic	'12-17	MT90-16	150/80-16
103	1690	FLSTF	Softail Fat Boy	'12-17	140/75-17	200/55-17
103	1690	FLSTFB	Softail Fat Boy Lo	'12-16	140/75-17	200/55-17
103	1690	FLSTFSE	CVO Screamin' Eagle Fat Boy	'05	MT90-16	150/80-16
103	1690	FLSTFSE2	CVO Screamin' Eagle Fat Boy	'06	140/75-17	200/55-17
103	1690	FLSTN	Softail Deluxe	'12-17	MT90-16	MU85-16
103	1690	FXS	Softail Blackline	'12-13	MH90-21	MU85-16
103	1690	FXSB	Softail Breakout	'13-17	130/60/21	240/40/18
107	1750	FXBB	Softail Street Bob	'18	100/90-19	150/80-16
107	1750	FXFB	Softail Fat Bob	'18	150/80-16	180/70-16
107	1750	FXBR	Softail Breakout	'18	130/60-21	240/40-18
107	1750	FLSL	Softail Slim	'18	130/90-16	150/80-16
107	1750	FXLR	Softail Low Rider	'18	110/90-19	180/70-16
107	1750	FLFB	Softail Fat Boy	'18	160/60-18	240/40-18
107	1750	FLHC	Softail Heritage Classic	'18	130/90-16	150/80-16
107	1750	FLSB	Softail Sport Glide	'18	130/80-16	180/70-16
110	1803	FLSS	Softail Slim S	'16-17	MT90-16	MU85-16
110	1803	FLSTFS	Softail Fat Boy S	'16-17	140/75-17	200/55-17
110	1803	FLSTNSE	CVO Softail Deluxe	'14-15	MT90-16	MU85-16
110	1803	FLSTSE	CVO Softail Convertible	'10-12	130/70-18	200/50-18
110	1803	FXSBSE	CVO Breakout	'13-14	130/60-21	240/40-18
110	1803	FXSE	CVO Breakout Pro Street	'16-17	130/60-19	240/40-18
110	1803	FXSTSSE	CVO Screamin' Eagle Softail Springer	'07	MH90-21	200/55-17
110	1803	FXSTSSE2	CVO Screamin' Eagle Softail Springer	'08	130/70-18	200/55-17
110	1803	FXSTSSE3	CVO Softail Springer	'09	130/70-18	240/55-18
114	1868	FXFBS	Softail Fat Bob	'18	150/80-16	180/70-16
114	1868	FXBRS	Softail Breakout	'18	130/60-21	240/40-18
114	1868	FLFBS	Softail Fat Boy	'18	160/60-18	240/40-18
114	1868	FLHCS	Softail Heritage Classic	'18	130/90-16	150/80-16
DYNA/FXR						
74	1200	FX	Dyna Super Glide	'71-74		
74	1200	FX	Dyna Super Glide	'75-78		
74	1200	FXE	Dyna Super Glide	'74		
74	1200	FXE	Dyna Super Glide	'75-78		
74	1200	FXS	Dyna Low Rider	'77-78		
74	1200	FXSB	Dyna Low Rider - Belt	'83-84		
74	1200	FXWG	Dyna Wide Glide	'80-84	MH90-21	MT90-16
80	1340	FXB	Dyna Sturgis	'80-82		
80	1340	FXD	Dyna Super Glide	'95-98	100/90-19	130/90-16
80	1340	FXDB-D	Dyna Glide Daytona	'92	100/90-19	MT90-16
80	1340	FXDB-S	Dyna Glide Sturgis	'91	100/90-19	MT90-16
80	1340	FXDC	Dyna Super Glide Custom	'92	100/90-19	160/70-17
80	1340	FXDG	Disc Glide	'83	MT90-16	MT90-16
80	1340	FXDL	Dyna Low Rider	'93-98	100/90-19	130/90-16
80	1340	FXDS-Conv	Dyna Convertible	'94-98	100/90-19	130/90-16
80	1340	FXDWG	Dyna Wide Glide	'93-98	MH90-21	130/90-16
80	1340	FXE	Dyna Super Glide	'79-84		
80	1340	FXEF	Dyna Fat Bob	'79-81, '85		

cid	cc	Model	Name	Year	Front Tire	Rear Tire
DYNA/FXR (CONT'D...)						
80	1340	FXLR	Low Rider Custom	'87-94	100/90-19	MT90-16
80	1340	FXR	Super Glide II	'82-83	100/90-19	MT90-16
80	1340	FXR	Super Glide II	'86-94	100/90-19	MT90-16
80	1340	FXRC	Low Rider Chrome	'85, '87		
80	1340	FXRD	Sport Glide Grand Touring	'86		
80	1340	FXRDG	Disc Glide	'84	MT90-16	MT90-16
80	1340	FXRS	Low Glide	'82-84	MJ90-19	MT90-16
80	1340	FXRS	Low Glide	'84-91	MJ90-19	MT90-16
80	1340	FXRS	Low Glide	'92	100/90-19	130/90-16
80	1340	FXRS-Conv	Low Rider Sport Convertible	'90-91	MJ90-19	MT90-16
80	1340	FXRS-Conv	Low Rider Sport Convertible	'92-93	100/90-19	130/90-19
80	1340	FXRS-SP	Low Rider Sport	'86-91		
80	1340	FXRS-SP	Low Rider Sport	'92-93	100/90-19	130/90-16
80	1340	FXRT	Sport Glide	'83-84	100/90-19	MT90-16
80	1340	FXRT	Sport Glide	'84-92	100/90-19	MT90-16
80	1340	FXS	Low Rider	'79-82		
80	1340	FXSB	Low Rider - Belt	'84-85		
80	1340	FXWG	Wide Glide	'84-86	MH90-21	MT90-16
88	1450	FXD	Dyna Super Glide	'02-05	100/90-19	150/80-16
88	1450	FXD	Dyna Super Glide	'06	100/90-19	160/70-17
88	1450	FXD	Dyna Super Glide	'99-01	100/90-19	130/90-16
88	1450	FXDB	Dyna Street Bob	'06	100/90-19	160/70-17
88	1450	FXDC	Dyna Super Glide Custom	'05-06	100/90-19	160/70-17
88	1450	FXDI35	Dyna 35th Anniversary Super Glide	'06	100/90-19	160/70-17
88	1450	FXDL	Dyna Low Rider	'02-05	100/90-19	150/80-16
88	1450	FXDL	Dyna Low Rider	'06	100/90-19	160/70-17
88	1450	FXDL	Dyna Low Rider	'99-01	100/90-19	130/90-16
88	1450	FXDS-Conv	Dyna Convertible	'99-00	100/90-19	130/90-16
88	1450	FXDWG	Dyna Wide Glide	'02-05	MH90-21	150/80-16
88	1450	FXDWG	Dyna Wide Glide	'06	MH90-21	160/70-17
88	1450	FXDWG	Dyna Wide Glide	'99-01	MH90-21	130/90-16
88	1450	FXDX	Dyna Super Glide Sport	'02-05	100/90-19	150/80-16
88	1450	FXDX	Dyna Super Glide Sport	'99-01	100/90-19	130/90-16
88	1450	FXDX	Dyna Super Glide Sport	'01	100/90-19	130/90-16
88	1450	FXDXT	Dyna Super Glide T-Sport	'02-03	100/90-19	150/80-16
88	1450	FXR2	Dyna Super Glide T-Sport	'99	MH90-21	130/90-16
88	1450	FXR3	Dyna Super Glide T-Sport	'99	MH90-21	130/90-16
88	1450	FXR4	Dyna Super Glide T-Sport	'00		
96	1584	FXD	Dyna Super Glide	'07-10	100/90-19	160/70-17
96	1584	FXDB	Dyna Street Bob	'07-13	100/90-19	160/70-17
96	1584	FXDC	Dyna Super Glide Custom	'07-13	100/90-19	160/70-17
96	1584	FXDF	Dyna Fat Bob	'08-11	130/90-16	180/70-16
96	1584	FXDL	Dyna Low Rider	'07-09	100/90-19	160/70-17
96	1584	FXDWG	Dyna Wide Glide	'07-08	MH90-21	160/70-17
96	1584	FXDWG	Dyna Wide Glide	'10-11	80/90-21	180/60-17
103	1690	FLD	Dyna Switchback	'12-16	130/70-18	160/70-17
103	1690	FXDB	Dyna Street Bob	'14-17	100/90-19	160/70-17
103	1690	FXDC	Dyna Super Glide Custom	'14	100/90-19	160/70-17
103	1690	FXDF	Dyna Fat Bob	'12-17	130/90-16	180/70-16
103	1690	FXDL	Dyna Low Rider	'15-17	100/90-19	160/70-17
103	1690	FXDWG	Dyna Wide Glide	'12-17	80/90-21	180/60-17
110	1803	FXDLS	Dyna Lowrider S	'16-17	100/90-19	160/70-17
110	1803	FXDFSE	CVO Dyna Fat Bob	'09-10	130/90-16	180/70-16
110	1803	FXDSE	CVO Screamin' Eagle Dyna	'07-08	MH90-21	170/60-17
SPORTSTER						
53	883	XL883	Sportster	'04-08	100/90-19	150/80-16
53	883	XL883C	Sportster 883 Custom	'09-09	MH90-21	150/80-16
53	883	XL883C	Sportster 883 Custom	'94-03	100/90-19	130/90-16
53	883	XL883L	Sportster 883 Low/SuperLow	'05-10	100/90-19	150/80-16
53	883	XL883L	Sportster 883 SuperLow	'11-18	120/70-18	150/60-17
53	883	XL883N	Sportster Iron 883	'09-18	100/90-19	150/80-16
53	883	XL883R	Sportster 883 Roadster	'02-07	100/90-19	130/90-16
53	883	XLH883	Sportster	'86-96	100/90-19	130/90-16
53	883	XLH883DLX	Sportster 883 Deluxe	'86-95	100/90-19	130/90-16
53	883	XLH883HUG	Sportster 883 Hugger	'87-96	100/90-19	130/90-16
53	883	XLH883HUG	Sportster 883 Hugger	'97-03	100/90-19	130/90-16
53	883	XLH883	Sportster	'97-03	100/90-19	130/90-16
55	900	XL	Sportster	'57-59		
55	900	XLC	Sportster	'58		

V-TWIN TIRE REFERENCE

cid	cc	Model	Name	Year	Front Tire	Rear Tire
SPORTSTER (cont'd...)						
55	900	XLCH	Sportster	'58-71		
55	900	XLH900	Sportster	'58-71		
55	900	XLR	Sportster	'59-60		
55	900	XLRTT	Sportster	'58-64		
55	900	XR	Sportster	'69-70		
61	1000	XLCH	Sportster	'71-78		
61	1000	XLCH	Sportster	'79		
61	1000	XLGR	Sportster Cafe Racer	'77-78		
61	1000	XLH1000	Sportster	'72-78		
61	1000	XLH1001	Sportster	'79-85		
61	1000	XLS	Sportster Roadster	'78		
61	1000	XLS	Sportster Roadster	'79-85		
61	1000	XLT	Sportster	'77-78		
61	1000	XLX 1000	Sportster	'83-85		
61	1000	XR	Sportster	'74-75		
61	1000	XR1000	Sportster	'83-85		
67	1100	XLH1100	Sportster	'86-87		
73	1200	XL1200C	Sportster 1200 Custom	'04-10	MH90-21	150/80-16
73	1200	XL1200C	Sportster 1200 Custom	'11-18	130/90-16	150/80-16
73	1200	XL1200C	Sportster 1200 Custom	'96-03	MH90-21	130/90-16
73	1200	XL1200L	Sportster 1200 Low	'06-11	100/90-19	150/80-16
73	1200	XL1200N	Sportster 1200 Nightster	'07-12	100/90-19	150/80-16
73	1200	XL1200R	Sportster 1200 Roadster	'04-08	100/90-19	150/80-16
73	1200	XL1200CX	Sportster 1200 Roadster	'17-18	120/70-19	150/70-18
73	1200	XL1200S	Sportster 1200 Sport	'96-03	100/90-20	130/90-16
73	1200	XL1200T	Sportster 1200 Super Low T	'15-17	120/70-18	150/70-17
73	1200	XL1200V	Sportster Seventy-Two	'12-16	MH90-21	150/80-16
73	1200	XL1200X	Sportster Forty-Eight	'10-11	MT90-16	150/80-16
73	1200	XL1200X	Sportster Forty-Eight	'12-18	130/90-16	150/80-16
73	1200	XL50	50th Anniversary Sportster	'07	100/90-19	150/80-16
73	1200	XLH1200	Sportster	'88-96	100/90-19	130/90-16
73	1200	XLH1200	Sportster	'97-03	100/90-19	130/90-16
73	1200	XR1200/X	Sportster	'09-12	120/70-18	180/55-17
STREET						
30	500	YG500	Street 500	'15-17	100/80-17	140/75-15
45	750	YG750	Street 750	'15-17	100/80-17	140/75-15
45	750	YG750A	Street Rod	'17-18	120/70-17	160/60-17
VROD						
69	1130	VRSCA	V-Rod	'02-06	120/70-19	180/55-18
69	1130	VRSCAW	V-Rod	'07	120/70-19	240/40-18
69	1130	VRSCB	V-Rod	'04-05	120/70-19	180/55-18
69	1130	VRSCD	Night Rod	'06-07	120/70-19	180/55-18
69	1130	VRSCDX	Night Rod Special	'07	120/70-19	240/40-18
69	1130	VRSCR	Street Rod	'06-07	120/70-19	180/55-18
69	1130	VRSCX	V-Rod	'07	120/70-19	240/40-18
76	1250	VRSCAW	V-Rod	'08-10	120/70-19	240/40-18
76	1250	VRSCDX	Night Rod Special	'08-17	120/70-19	240/40-18
76	1250	VRSCF	V-Rod Muscle	'09-17	120/70-19	240/40-18
76	1250	VRSCSE	CVO Screamin' Eagle V-Rod	'05-06	120/70-19	180/55-18
79	1300	VRXSE	CVO Screamin' Eagle Destroyer	'06	100/70-18	200/40-18
MISC						
5	90	X90	Mini Bike	'73-75	3.00 X 10	3.00 X 10
5	90	Z90	Dual Sport	'73-75		
7	125	SS125	Dual Sport	'76-77		
7	125	SX125	Dual Sport	'74-75		
7	125	SXT125	Dual Sport	'76-77		
7	125	TX125	Dual Sport	'73		
10	175	SS175	Dual Sport	'76-77		
10	175	SX175	Dual Sport	'74-75		
15	250	SS250	Dual Sport	'75-77		
15	250	SX250	Dual Sport	'75-78		
21	350	SS350	Dual Sport	'69-74		
45	740	WL	W Model	'50-51		
45	750	G	G Model	'50-56		
45	750	K	K Model	'52-54		
55	900	KH	K Model	'55-56		
55	900	KHK	K Model	'55-56		
55	900	KHRTT	K Model	'55-57		
55	900	KR	K Model	'55-64		
55	900	KRTT	K Model	'55-63		

cid	cc	Model	Name	Year	Front Tire	Rear Tire
MISC (cont'd...)						
61/74	1000/1200	E	E Model	'36-37, '41-50		
61/74	1000/1200	EL	E Model	'36-47		
64/74	1000/1200	EL	E Model	'48-52		
61/74	1000/1200	F	F Model	'41-47		
61/74	1000/1200	F	F Model	'48-50		
61/74	1000/1200	FL	F Model	'41-47		
61/74	1000/1200	FL	F Model	'48-64		
61/74	1000/1200	FLF	F Model	'53-64		
61/74	1000/1200	FLHF	F Model	'55-64, '70-72		
74	1200	FLFB	F Model	'65-69		
74	1200	FLHB	F Model	'65-69		
74	1200	FLHFB	F Model	'65-69		
74	1200	U	U Model	'37-48		
74	1200	UL	U Model	'37-48		
74	1200	V	V Model	'30-33		
74	1200	VC	V Model	'30-33		
74	1200	VD	V Model	'34-36		
74	1200	VFDS	V Model	'34		
74	1200	VL	V Model	'30-33		
74	1200	VLD	V Model	'34-36		
74	1200	VLDD	V Model	'35		
74	1200	VLDJ	V Model	'35		
74	1200	VLH	V Model	'36		
80	1300	UH	U Model	'37-40		
80	1300	ULH	U Model	'37-40		
INDIAN						
61	1000		Scout Sixty	'16-18	130/90-16	150/80-16
69	1133		Scout	'15-18	130/90-16	150/80-16
69	1133		Scout Bobber	'18	130/90-16	150/80-16
88	1442		Chief	'99-01	130/90-16	130/90-16
88	1442		Scout	'01	100/90-19	130/90-16
88	1442			'02-03	100/90-19	130/90-16
88	1442		Spirit	'01	130/90-16	130/90-16
88	1442			'02-03	MT90-16	MT90-16
100	1638		Chief	'02-03	MT90-16	MT90-16
105	1720		Chief Blackhawk	'11	130/90-16	150/80-16
105	1720		Chief Blackhawk Dark	'11	130/90-16	150/80-16
105	1720		Chief Bomber	'10	130/90-16	150/80-16
105	1720		Chief Classic	'10-11	130/90-16	150/80-16
105	1720			'12-13	130/90-16	150/80-16
105	1720		Chief Dark Horse	10-11	130/90-16	150/80-16
105	1720			'12-13	130/90-16	150/80-16
105	1720		Chief Deluxe	'09	130/90-16	150/80-16
105	1720		Chief Roadmaster	'09-11	130/90-16	150/80-16
105	1720		Chief Standard	'09	130/90-16	150/80-16
105	1720		Chief Vintage	'09-11	130/90-16	150/80-16
105	1720			'12-13	130/90-16	150/80-16
111	1819		Chief Classic	'14-18	130/90-16	180/65-16
111	1819		Chief Vintage	'14-18	130/90-16	180/65-16
111	1819		Chief Dark Horse	'16-18	130/90-16	180/60-16
111	1819		Chieftain	'14-17	130/90-16	180/60-16
111	1819		Chieftain	'18	130/60-19	180/60-16
111	1819		Chieftain Classic	'18	130/90-16	180/60-16
111	1819		Chieftain Dark Horse	'18	130/60-19	180/60-16
111	1819		Chieftain Limited	'18	130/60-19	180/60-16
111	1819		Roadmaster	'15-18	130/90-16	180/60-16
111	1819		Roadmaster Classic	'18	130/90-16	180/60-16
111	1819		Roadmaster Elite	'18	130/90-16	180/60-16
111	1819		Springfield	'17-18	130/90-16	180/60-16
111	1819		Springfield Dark Horse	'18	130/60-19	180/60-16

STREET
V-TWIN
OFFROAD
ATV / UTV
TUBES / ACCESSORIES
TRAILER
TOOLS / REPAIR
PROMOTIONAL
REFERENCE
INDEX

OFFROAD TIRE REFERENCE

STREET
V-TWIN
OFFROAD
ATV / UTV
TUBES / ACCESSORIES
TRAILER
TOOLS / REPAIR
PROMOTIONAL
REFERENCE
INDEX

cc	Application	Year	Front Tire	Rear Tire
BETA				
70	Mini Trial LC	'13	14	16
80	EVO 80	'10-13	2.75-21	4.00x18
80	EVO 80 JR	'10-13	19	17
125	EVO 125	'10-13	2.75-21	4.00x18
200	EVO 200	'10-13	2.75-21	4.00x18
250	250 RR (2 Stroke)	'13-16	90/90-21	140/80-18
	EVO 250 (2 Stroke)	'10-13	2.75-21	4.00x18
	EVO 250 (4 Stroke)	'10-13	2.75-21	4.00x18
290	EVO 290	'10-11	2.75-21	
300	300 RR (2 Stroke)	'13-16	90/90-21	140/80-18
	EVO 300 (2 Stroke)	'10-13	2.75-21	4.00x18
	EVO 300 (4 Stroke)	'12-13	2.75-21	4.00x18
	EVO 300 SS Super Smooth	'13	2.75-21	4.00x18
	300 CrossTrainer	'15-16	90/90-21	140/80-18
350	350 RR	'11-16	90/90-21	140/80-18
	350 RS	'12	90/90-21	140/80-18
390	390 RR	'15-16	90/90-21	140/80-18
400	400 RR	'08-14	90/90-21	140/80-18
	400 RS	'11-13	90/90-21	140/80-18
430	430 RR	'15-16	90/90-21	140/80-18
	430 RS	'15-16	90/90-21	140/80-18
450	450 RR	'08-09	90/90-21	140/80-18
	450 RR	'10-14	90/90-21	140/80-18
	450 RS	'08-13	90/90-21	140/80-18
480	480 RR	'15-16	90/90-21	140/80-18
498	498 RR	'12-14	90/90-21	140/80-18
500	500 RS	'16	90/90-21	140/80-18
520	520 RR	'10-11	90/90-21	140/80-18
	520 RS	'11-13	90/90-21	140/80-18
525	525 RR	'08-09	90/90-21	140/80-18
	525 RS	'08-10	90/90-21	140/80-18
HONDA				
	CRF50F	'04-14	2.50-10	2.50-10
		'15-16	2.50-10	2.50-10
	XR50R	'00-03	2.50-10	2.50-10
	Z50A	'72-81	3.50-8	3.50-8
	Z50R	'82-99	3.50-8	3.50-8
60	CR60	'83-84	2.50-14	3.00-12
70	CRF70F	'04-12	2.50-14	3.00-12
	CT70	'77-82	4.00-10	4.00-10
	CT70	'91-94	3.50-10	3.50-10
	XR70	'97-03	2.50-14	3.00-12
75	XR75	'73-78	2.50-16	3.00-14
80	CRF80F	'04-13	2.50-16	3.60-14
	CR80R	'80-83	2.75-17	4.10-14
	CR80R	'84	2.75-17	4.10-14
	CR80R	'85-02	70/100-17	90/100-14
	CR80R Expert	'96-02	70/100-19	90/100-16
	XR80	'79-03	2.50-16	3.60-14
85	CR85R	'03-07	70/100-17	90/100-14
	CR85R Expert	'03-07	70/100-19	90/100-16
90	EZ90 Cub	'91-95	100/90-12	130/90-10
100	CRF100F	'04-13	2.50-19	3.00-16
	XR100	'81-84	2.50-19	3.00-16
	XR100R	'85-88	2.50-19	3.00-16
	XR100R	'89-03	2.50-19	3.00-16
110	CRF110F	'13-16	60/100-14	80/100-12
125	CRF125F	'14-16	70/100-17	90/100-14
	CRF125FB	'14-16	70/100-19	90/100-16
	CR125M	'73-74	3.00-21	4.10-18
	CR125M	'75	3.00-21	4.10-18
	CR125M	'76-78	3.00-21	4.10-18
	CR125R	'79	3.00-23	4.10-18
	CR125R	'80-81	3.00-21	4.10-18
	CR125R	'82-96	80/100-21	100/90-19
	CR125R	'97	80/100-21	100/90-19
	CR125R	'98-99	80/100-21	100/90-19
	CR125R	'00-02	80/100-21	100/90-19
	CR125R	'03	80/100-21	100/90-19
	CR125R	'04-07	80/100-21	100/90-19
	TL125	'73-76	3.00-21	4.00-18
150	CRF150F	'03-16	70/100-19	90/100-16
	CRF150R	'07-16	70/100-17	90/100-14
	CRF150RB Expert	'07-16	70/100-19	90/100-16
175	MR175	'75-76	3.00-21	4.10-18
	MR175	'77	3.00-21	4.10-18
	XR175	'79	2.75-21	4.10-18

cc	Application	Year	Front Tire	Rear Tire
HONDA (CONT'D...)				
200	TR200 Fat Cat	'86-87	24.5x8x11	23.5x8x11
	XR200	'80-81	2.75-21	4.10-18
	XR200	'82-84	2.75-21	4.10-18
	XR200R	'81	3.00-21	4.10-18
	XR200R	'82-83	3.00-21	4.10-18
	XR200R	'84-85	3.00-21	4.60-17
	XR200R	'86-88	80/100-21	100/100-17
	XR200R	'89-93	80/100-21	100/100-18
	XR200R	'94-02	80/100-21	100/100-17
230	CRF230F	'03-16	80/100-21	100/100-18
250	CRF250R	'04	80/100-21	100/90-19
	CRF250R	'05-09	80/100-21	100/90-19
		'10-16	80/100-21	100/90-19
	CRF250X	'04-09	80/100-21	100/100-18
		'12-13	80/100-21	100/100-18
		'15-16	80/100-21	100/100-18
	CR250M	'73-76	3.00-21	4.00-18
	CR250R	'77-80	3.00-21	5.00-18
	CR250R	'81	3.00-21	5.10-18
	CR250R	'82-83	3.00-21	5.10-18
	CR250R	'84-85	3.00-21	5.10-18
	CR250R	'86-87	3.00-21	110/100-18
	CR250R	'88-91	90/90-21	110/100-18
	CR250R	'92-94	80/100-21	110/100-18
	CR250R	'95-96	80/100-21	110/90-19
	CR250R	'97-01	80/100-21	110/90-19
	CR250R	'02-03	80/100-21	110/90-19
250	CR250R	'04	80/100-21	110/90-19
	CR250R	'05-07	80/100-21	110/90-19
	MR250	'76	3.00-21	4.00-18
	XR250	'79-80	3.00-23	4.60-18
	XR250R	'81	3.00-21	4.00-18
	XR250R	'82	3.00-21	5.10-17
	XR250R	'84-85	3.00-21	4.60-17
	XR250R	'86-95	80/100-21	110/100-18
	XR250R	'96-04	80/100-21	100/100-18
350	XR350R	'83-84	3.00-21	5.10-17
	XR350R	'85	3.00-21	5.10-17
400	XR400R	'96-04	80/100-21	110/100-18
450	CR450R	'81	3.00-21	5.10-18
	CRF450R	'02-03	80/100-21	110/90-19
	CRF450R	'04-08	80/100-21	110/90-19
		'09-13	80/100-21	110/90-19
		'14-16	80/100-21	120/80-19
	CRF450X	'05-10	80/100-21	110/100-18
		'12-16	80/100-21	110/100-18
480	CR480R	'82-83	90/80-21	130/80-18
500	CR500R	'84-91	90/90-21	110/100-18
	CR500R	'92-01	80/100-21	110/100-18
	XR500	'79-80	3.00-23	4.60-18
	XR500R	'81	3.00-21	5.10-17
	XR500R	'82	3.00-21	5.10-17
	XR500R	'83-84	3.00-21	5.10-17
600	XR600R	'85-87	3.00-21	110/100-17
	XR600R	'88-90	80/100-21	110/100-18
	XR600R	'91-00	80/100-21	110/100-18
650	XR650R	'00-07	80/100-21	110/100-18
HUSABERG				
125	TE125	'12-13	90/90-21	120/90-18
250	FE250	'13-14	90/90-21	140/80-18
	TE250	'11-14	90/90-21	140/80-18
300	TE300	'11-14	90/90-21	140/80-18
350	FC350	'96		
	FE350	'91-96		
		'13-14	90/90-21	140/80-18
	FE350E	'96		
390	FE390	'10-12	90/90-21	140/80-18
400	FC400	'96-99		
	FE400	'96-00		
	FE400E	'96-03	90/90-21	140/80-18
450	FC450	'04-05	80/100-21	110/100-18
	FE450	'09-14	90/90-21	140/80-18
	FE450E	'04-08	90/90-21	140/80-18
	FX450	'10-11	80/100-21	110/90-19
470	FC470	'01-02		
	FC470E	'02		
	FX470E	'01-02		

OFFROAD TIRE REFERENCE

cc	Application	Year	Front Tire	Rear Tire
HUSABERG (CONT'D...)				
499	FC499	'92-93		
501	FC501	'94-00		
	FE501	'89-00, '13-14	90/90-21	140/80-18
	FE501E	'96-99		
		'00-03	90/90-21	140/80-18
	FX501E	'97-98		
550	FC550	'01-05	80/100-21	110/100-18
	FE550E	'04-08	90/90-21	140/80-18
570	FE570	'09-12	90/90-21	140/80-18
600	FC600	'93-00		
	FE600	'93-96, '00	90/90-21	140/80-18
	FE600E	'96-00	90/90-21	140/80-18
	FX600E	'97-00		
650	FE650E	'01-08	90/90-21	140/80-18
	FX650E	'01-03		
HUSQVARNA				
50	CR50	'98-02, '11	60/100-12	2.75-10
65	CR65	'11	60/100-14	60/100-12
85	TC85	'14-16	70/100-17	90/100-14
		'14	70/100-19	90/100-16
125	CR125	'74-83		
		'84-86		
		'98-09	80/100-21	100/90-19
		'10-13	80/100-21	100/90-19
	TC125	'14-16	80/100-21	100/90-19
	TE125	'11	90/90-21	120/90-18
		'14-16	90/90-21	120/90-18
	WME125	'91		
	WMX125	'90, '12		
	WR125	'82-84		
		'85-86	90/90-21	120/90-18
		'98-09	90/90-21	120/90-18
		'10-13	90/90-21	120/90-18
	WRE125	'09-12	90/90-21	120/90-18
	WXC125	'92, '96-97		
	WXE125	'90-91, '94-97		
	XC125	'82-86		
150	CR150	'11-12	80/100-21	100/90-19
	WR150	'11	90/90-21	120/90-18
175	GP175	'75		
240	WR240	'88		
250	CR250	'72-83		
		'84-87		
		'99		
		'00-01		
		'02-05	80/100-21	110/90-19
	FC250	'14-16	80/100-21	100/90-19
	FE250	'14-16	90/90-21	120/90-18
	OR250	'78-80		
	SR250	'75		
	TC250	'02-03	80/100-21	100/90-19
		'04-05	80/100-21	100/90-19
		'06-09	80/100-21	100/90-19
		'10-12	80/100-21	100/90-19
		'14-16	80/100-21	110/90-19
	TC250R	'13	80/100-21	100/90-19
	TE250	'02-03	90/90-21	140/80-18
		'04-05	90/90-21	120/90-18
		'06-10	90/90-21	120/90-18
		'11-12	90/90-21	120/90-18
		'14-16		
	TXC250	'08-09	90/100-21	120/90-18
		'10-12	80/100-21	110/100-18
	TXC250R	'13	80/100-21	110/100-18
	WME250	'91		
	WMX250	'90		
	WR250	'72-82		
		'83-84		
		'85-88		
		'99-01	90/90-21	140/80-18
		'02-09	90/90-21	140/80-18
		'10-13	90/90-21	140/80-18
	WXC250	'92-83		
		'96-97		
	WXE250	'90-91, '94-97		
	XC250	'81-88		
260	WXE260	'91		

cc	Application	Year	Front Tire	Rear Tire
HUSQVARNA (CONT'D...)				
300	TE300	'14-16		
	WR300	'09-10	90/90-21	140/80-18
		'11-13	90/90-21	140/80-18
310	TC310	'12	80/100-21	110/90-19
	TE310	'09-10	90/90-21	120/90-18
		'11-12	90/90-21	140/90-18
	TE310R	'13	90/90-21	140/80-18
	TXC310	'12	90/90-21	120/90-18
	TXC310R	'13	80/100-21	110/100-18
350	FC350	'14-16		
	FE350	'14-16		
	WXE350	'92-93		
	WXE350	'91, '94-95		
360	Automatic 360	'76-77		
	CR360	'75-76		
	WR360	'76-77		
		'98		
		'99-02		
	WXC360	'92-93, '96-97		
	WXE360	'94-97		
390	CR390	'77-80		
	OR390	'78-80		
	WR390	'79-80		
400	CR400	'72, '74		
	TE400	'01		
	WR400	'74-75		
		'84, '86	90/90-21	140/80-18
	XC400	'86		
410	TE410	'98-01	90/90-21	140/80-18
	WXC410	'96-97		
	WXE410	'96-97		
430	AE430	'86-88	3.00-21	5.00-18
	CR430	'81-82		
		'87-88	90/90-21	5.10-18
	WR430	'81-83		
		'87-88		
	XC430	'81-82, '87-88		
449	TC449	'11-13	80/100-21	110/90-19
	TE449	'11-13	90/90-21	140/80-18
	TXC449	'11	80/100-21	100/100-18
450	FC450	'14-16		
	FE450	'14, '16		
	TC450	'02-11	80/100-21	110/90-19
	TE450	'02-04	90/90-21	140/80-18
		'05	90/90-21	140/80-18
		'06	90/90-21	140/80-18
		'07-11	90/90-21	140/80-18
		'08-11	90/90-21	140/80-18
500	AE500	'84		
	CR500	'83-86		
	TC500	'86		
	WR500	'83-84		
	XC500	'84-87		
510	FE 501	'14-16		
	TC510	'87-88	90/90-21	140/90-18
		'04-06	80/100-21	110/90-19
		'07-09	80/100-21	110/90-19
	TE510	'86-88	90/90-21	140/90-18
		'02-06	90/90-21	140/80-18
		'07-10	90/90-21	140/80-18
	TX510	'86-88		
	TXC510	'08-11	90/90-21	140/80-18
	WMX510	'90		
	WXE510	'90		
511	TE511	'11-13	90/90-21	140/80-18
	TXC511	'11-12	80/100-21	110/100-18
570	TC570	'01		
	TE570	'01-02	90/90-21	140/80-18
610	TC610	'98		
		'99-03		
	TE610	'98-07		
		'08-09	90/90-21	140/80-18
	WME610	'91		
	WXC610	'92-93, '96-97		
	WXE610	'91, '94-97		
630	TE630	'10-11	90/90-21	140/80-18

STREET

V-TWIN

OFFROAD

ATV / UTV

TUBES / ACCESSORIES

TRAILER

TOOLS / REPAIR

PROMOTIONAL

REFERENCE

INDEX

OFFROAD TIRE REFERENCE

STREET
V-TWIN
OFFROAD
ATV / UTV
TUBES / ACCESSORIES
TRAILER
TOOLS / REPAIR
PROMOTIONAL
REFERENCE
INDEX

cc	Application	Year	Front Tire	Rear Tire
KAWASAKI				
50	KDX50	'03-06	2.50-10	2.50-10
60	KX60 A1/A2	'83-84	2.50-14	3.00-12
	KX60 B1	'85	80/80-14	80/100-12
	KX60 B2-B13	'86-02	60/100-14	80/100-12
65	KX65	'00-01	60/100-14	80/100-12
	KX65	'02-16	60/100-14	80/100-12
80	KD80 A2	'75	2.50-16	2.75-14
	KD80 A2	'76	2.50-16	2.75-14
	KD80 M1/M2/M3	'80-82	2.50-16	2.75-14
	KD80 M4	'83	2.50-16	2.75-14
	KD80 M5/M6/M7/M8	'84-87	2.50-16	2.75-14
	KD80 N1/N2/N3	'88-90	3.50-10	3.50-10
	KDX80 A1/A2/C1/C2	'80-83	2.75-17	4.10-14
	KDX80 C1	'84	2.75-16	3.50-14
	KDX80 C2/C3/C4/C5	'85-88	2.75-16	3.60-14
	KX80 A1	'79	2.75-17	4.10-14
80	KX80 A2	'80	2.75-17	4.10-14
	KX80 C1/C2	'81-82	2.75-17	4.10-14
	KX80 E1	'83	2.75-17	4.10-14
	KX80 E2,E3	'84-85	2.75-17	4.10-14
	KX80 G1	'86	80/90-17	110/80-14
	KX80 G2	'87	80/90-17	110/80-14
	KX80 L1	'88	80/90-17	110/80-14
	KX80 L2	'89	80/90-17	110/80-14
	KX80 L3/R1	'90-91	70/100-17	90/100-14
	KX80 R2	'92-97	70/100-17	90/100-14
	KX80	'98-00	70/100-17	90/100-14
	KX80 Bigwheel	'88-91	70/100-19	90/100-16
	KX80 Bigwheel	'92-94	70/100-19	90/100-16
85	KX85	'01-16	70/100-17	90/100-14
100	KX100	'95-97	70/100-19	90/100-16
	KX100	'98-16	70/100-19	90/100-16
110	KLX110	'02	2.50-14	3.00-12
	KLX110	'03-16	2.50-14	3.00-12
	KLX110L	'10-16	2.50-14	3.00-12
125	KLX125	'03-05	70/100-17	90/100-14
	KLX125L	'03-05	70/100-19	90/100-16
	KX125 A5	'79	3.00-21	4.00-18
	KX125 A6	'80	3.00-21	4.00-18
	KX125 A7	'81	3.00-21	4.00-18
	KX125 B1	'82	3.00-21	4.0-18
	KX125 B2	'83	3.00-21	4.00-18
	KX125 C1	'84	3.00-21	4.00-18
	KX125 D1	'85	90/90-21	120/80-18
	KX125 E1/E2/F1G1	'86-89	90/90-21	100/100-18
	KX125 H1	'90	90/90-21	100/90-19
	KX125 H2	'91	80/100-21	100/90-19
	KX125	'92-93	80/100-21	100/90-19
	KX125	'94-96	80/100-21	100/90-19
	KX125	'97	80/100-21	100/90-19
	KX125	'98	80/100-21	100/90-19
	KX125	'99	80/100-21	100/90-19
125	KX125	'00-02	80/100-21	100/90-19
	KX125	'03	80/100-21	100/90-19
	KX125	'04	80/100-21	100/90-19
	KX125	'05-06	80/100-21	100/90-19
140	KLX140	'08-16	70/100-17	90/100-14
	KLX140L	'08-16	70/100-19	90/100-16
175	KDX175 A1-A3	'80-82	3.00-21	4.00-18
200	KDX200 A1-A3	'83-85	3.00-21	5.10-18
	KDX200 C1-C3	'86-88	80/100-21	100/100-18
220	KDX200/220	'89-06	80/100-21	100/100-18
250	KDX250 A1	'80	3.00-21	4.50-18
	KDX250 B1	'81	3.00-21	5.10-18
	KDX250 B2	'82	3.00-21	5.10-18
	KDX250 B3,B4	'83-84	3.00-21	5.10-18
	KDX250 D1/D2	'91-94	80/100-21	110/100-18
	KLX250R	'94-96	80/100-21	100/100-18
	KLX250S	'06-14	80/100-21	100/100-18
	KX250 A4/A5/A6/A7	'78-81	3.00-21	5.10-18
	KX250 B1	'82	3.00-21	5.10-18
	KX250 C1/C2/D1	'83-85	90/90-21	130/80-18
	KX250 D2	'86	80/100-21	110/100-18
	KX250 E1/F1	'87-88	80/100-21	110/100-18
	KX250 G1	'89	80/100-21	110/90-19

cc	Application	Year	Front Tire	Rear Tire
KAWASAKI (cont'd...)				
250	KX250 H1/H2	'90-91	80/100-21	110/90-19
	KX250 J1/J2	'92-96	80/100-21	110/90-19
	KX250	'97-99	80/100-21	110/90-19
	KX250	'00	80/100-21	110/90-19
	KX250	'01-03	80/100-21	110/90-19
	KX250	'04	80/100-21	110/90-19
	KX250	'05-07	80/100-21	110/90-19
	KX250F	'04-10	80/100-21	100/90-19
	KX250F	'11-16	80/100-21	100/90-19
300	KLX300	'97-06	80/100-21	100/100-18
400	KLX400SR	'03	80/100-21	120/90-18
	KLX400R	'03	80/100-21	120/90-18
420	KDX420 B1	'81	3.00-21	5.10-18
	KX420 A1/A2	'80-81	3.00-21	5.10-18
450	KDX450 A1	'82	3.00-21	5.10-18
	KX450	'74	3.00-21	4.60-18
	KX450F	'06-16	80/100-21	110/90-19
	KLX450	'08-10	80/100-21	110/100-18
500	KX500 A1	'83	3.00-21	5.10-18
	KX500 A2	'84	3.00-21	5.10-18
	KX500 B1	'85	3.00-21	140/80-18
	KX500 B2/C1/D1	'87-88	80/100-21	110/100-18
	KX500 E1	'89	80/100-21	110/90-19
	KX500 E2-E9	'90-97	80/100-21	120/90-19
	KX500	'98-04	80/100-21	120/90-19
650	KLX650R	'93-98	80/100-21	110/100-18
KTM				
50	50 Jr Adventure	'00-03	2.50-10	2.50-10
	50 Mini Adventure	'98-08	2.50-10	2.50-10
	50 Sr Adventure	'00-07	2.50-12	2.50-10
	50 SX	'07-08	60/100-12	2.75-10
	50 SX	'09-16	60/100-12	2.75-10
	50 SX Junior	'07-09		
	50 SX Mini	'08	2.50-10	2.75-10
	50 SX Mini	'09-16	2.50-10	2.75-10
	50 SX Pro Jr LC	'02	2.50-10	2.75-10
	50 SX Pro Jr LC	'03-07	2.50-10	2.75-10
	50 SX Pro Sr LC	'01-02	2.50-12	3.75-10
	50 SX Pro Sr LC	'03-06	2.50-12	3.75-10
	50 SXR Pro Jr	'96	2.50-12	3.75-10
	50 SXR Pro Jr	'97-98	2.50-12	3.75-10
	50 SXR Pro Sr	'96	2.50-12	3.75-10
	50 SXR Pro Sr	'97-98	2.50-12	3.75-10
	50 SXS	'12-15	60/100-12	2.75-10
60	60 SX	'98-00	60/100-14	80/100-12
65	65 SX	'98-01	60/100-14	80/100-12
	65 SX	'02	60/100-14	80/100-12
	65 SX	'03	60/100-14	80/100-12
	65 SX	'04-11	60/100-14	80/100-12
	65 SX	'12-16	60/100-14	80/100-12
	65 SXS	'12-15	60/100-14	80/100-12
	65 XC	'08	60/100-14	80/100-12
	65 XC	'09	60/100-14	80/100-12
85	85 SX (17/14)	'03-06	70/100-17	90/100-14
	85 SX (17/14)	'07	70/100-17	90/100-14
	85 SX (17/14)	'09-16	70/100-17	90/100-14
	85 SX (19/16)	'03-06	70/100-19	90/100-16
	85 SX (19/16)	'07	70/100-19	90/100-16
	85 SX (19/16)	'09-14	70/100-19	90/100-16
	85 SXS	'12-15	70/100-17	90/100-14
	85 XC	'08	70/100-17	90/100-14
	85 XC	'09	70/100-17	90/100-14
105	105 SX	'04-06	70/100-19	90/100-16
	105 SX	'07	70/100-19	90/100-16
	105 SX	'08-11	70/100-19	90/100-16
	105 XC	'08-10	70/100-19	90/100-16
125	125 EGS	'92-99	80/100-21	100/100-18
	125 EXC	'89-92	80/100-21	100/100-18
	125 EXC	'93	80/100-21	100/100-18
	125 EXC	'94-95	80/100-21	100/100-18
	125 EXC	'96	80/100-21	100/100-18
	125 EXC	'97	80/100-21	100/100-18
	125 EXC	'98-01	80/100-21	100/100-18
	125 EXC	'05-07	80/100-21	100/100-18
	125 EXE	'00-01	80/100-21	100/100-18

OFFROAD TIRE REFERENCE

cc	Application	Year	Front Tire	Rear Tire
KTM (cont'd...)				
125	125 MX	'83-97	80/100-21	100/100-18
	125 MX	'88-89	80/100-21	100/100-18
	125 MX	'90-91	80/100-21	100/100-18
	125 MXC	'88	80/100-21	100/100-18
	125 SX	'92-94	80/100-21	100/90-19
	125 SX	'95-97	80/100-21	100/90-19
	125 SX	'98-01	80/100-21	100/90-19
	125 SX	'02-07	80/100-21	100/90-19
	125 SX	'08-10	80/100-21	100/90-19
	125 SX	'11-16	80/100-21	100/90-19
144	144 SX	'07-08	80/100-21	100/90-19
150	150 SX	'08-16	80/100-21	100/90-19
	150 XC	'10-14	80/100-21	100/100-18
200	200 EXC	'98	80/100-21	100/100-18
	200 EXC	'99-05	80/100-21	100/100-18
	200 MXC	'98-03	80/100-21	100/100-18
	200 SX	'98-02	80/100-21	100/90-19
	200 SX	'03-04	80/100-21	100/90-19
	200 XC	'06-09	80/100-21	100/100-18
	200 XC-W	'06-16	80/100-21	100/100-18
250	250 DXC	'89-91	80/100-21	140/80-18
	250 EGS	'90-99	80/100-21	140/80-18
	250 EXC	'90	80/100-21	140/80-18
	250 EXC	'91-94	80/100-21	140/80-18
	250 EXC	'95	80/100-21	140/80-18
	250 EXC	'96	80/100-21	140/80-18
	250 EXC	'97-04	80/100-21	140/80-18
	250 EXC	'05	80/100-21	140/80-18
	250 EXC 4-Stroke	'03-05	90/90-21	120/90-18
	250 MX	'83-87	80/100-21	110/100-18
	250 MX	'88	80/100-21	110/100-18
	250 MX	'89	80/100-21	110/100-18
	250 MX	'90-91	80/100-21	110/100-18
	250 MXC	'84-88,'96	80/100-21	110/100-18
	250 MXC	'98-03	80/100-21	110/100-18
	250 SX	'92-94	80/100-21	110/90-19
	250 SX	'95	80/100-21	110/90-19
	250 SX	'96	80/100-21	110/90-19
	250 SX	'97-04	80/100-21	110/90-19
	250 SX	'05-16	80/100-21	110/90-19
	250 SX-F	'05-16	80/100-21	100/90-19
	250 SX-F Factory	'15-16	80/100-21	100/90-19
	250 XC	'06-07	80/100-21	110/100-18
	250 XC	'08-16	80/100-21	110/100-18
	250 XC-F	'07-11	80/100-21	100/100-18
	250 XC-F	'12-16	80/100-21	100/100-18
	250 XCF-W	'06-11	80/100-21	100/100-18
	250 XCF-W	'12-16	80/100-21	100/100-18
	250 XC-W	'06-16	80/100-21	110/100-18
	250R Freeride	'15-16		
300	300 DXC	'90-92	80/100-21	110/100-18
	300 EGS	'90-99	80/100-21	110/100-18
	300 EXC	'90-94	80/100-21	110/100-18
	300 EXC	'95	80/100-21	110/100-18
	300 EXC	'96-97	80/100-21	110/100-18
	300 EXC	'98	80/100-21	110/100-18
	300 EXC	'99-05	80/100-21	110/100-18
	300 EXC	'06	80/100-21	110/100-18
	300 MX	'86	90/90-21	120/90-18
	300 MX	'90	90/90-21	120/90-18
	300 MX	'91	90/90-21	120/90-18
	300 MXC	'86	90/90-21	120/90-18
	300 MXC	'90	90/90-21	120/90-18
	300 MXC	'93-94	90/90-21	120/90-18
	300 MXC	'95-96	90/90-21	120/90-18
	300 MXC	'97-02	90/90-21	120/90-18
	300 MXC	'03-05	90/90-21	120/90-18
	300 SX	'92-96	80/100-21	110/90-19
	300 TXC	'90-92	80/100-21	110/100-18
	300 XC	'06-16	80/100-21	110/100-18
	300 XC-W	'06-16	80/100-21	110/100-18
350	350 EGS	'90-91	80/100-21	110/100-18
	350 EXC	'89-91	80/100-21	110/100-18
	350 EXC	'12	80/100-21	110/100-18
	350 EXC-F	'12-16	80/100-21	110/100-18

cc	Application	Year	Front Tire	Rear Tire
KTM (cont'd...)				
350	LC4	'94-95	80/100-21	110/100-18
	350 MX	'89-91	80/100-21	110/100-18
	350 MXC	'85-88	80/100-21	110/100-18
	350 SX-F	'11-16	80/100-21	110/90-19
	350 XC-F	'12-16	80/100-21	110/100-18
	350 XCF-W	'12-16	80/100-21	110/100-18
360	360EXC	'96	90/90-21	130/80-18
	360MXC	'96	90/90-21	130/80-18
	360SX	'96	90/90-21	130/70-19
380	380 EGS	'98-99	80/100-21	110/100-18
	380 EXC	'98-02	80/100-21	110/100-18
	380 MXC	'98-02	80/100-21	110/100-18
	380 SX	'98-02	80/100-21	110/100-19
390	390 GS	'82-83	80/100-21	110/100-18
400	400 EGS	'96-97	80/100-21	110/100-18
	400 EXC	'00-02	80/90-21	110/100-18
	400 EXC	'03-04	80/90-21	110/100-18
	400 EXC	'05-06	80/90-21	110/100-18
	400 LC4	'98-01	80/90-21	110/100-18
	400 LSE	'97-98	80/90-21	110/100-18
	400 MXC	'01-02	80/90-21	110/100-18
	400 RXC	'96-98	80/90-21	110/100-18
	400 SC	'95-96	80/90-21	110/100-18
	400 SC	'97-00	80/90-21	110/100-18
	400 SX	'98	80/90-21	110/100-19
	400 SX	'99-02	80/90-21	110/100-18
	400 SXC	'97-00	80/90-21	110/100-18
	400 TXC	'98	80/90-21	110/100-18
	400 XC-W	'07	80/100-21	110/100-18
	400 XC-W	'09-10	80/100-21	110/100-18
420	420 MXC	'83-84	80/100-21	110/100-18
440	440 EXC	'94-95	80/100-21	110/100-18
	440 MXC	'94	80/100-21	110/100-18
	440 MXC	'95	80/100-21	110/100-18
	440 SX	'94	80/100-21	110/100-19
450	450 EXC-R	'08-11	90/90-21	140/80-18
	450 MXC	'03-04	90/90-21	140/80-18
	450 MXC	'05	90/90-21	140/80-18
	450 SX-F	'03	80/100-21	110/90-19
	450 SX-F	'04-06	80/100-21	110/90-19
	450 SX-F	'07-16	80/100-21	110/90-19
	450 SX-F Factory	'12-16	80/100-21	110/90-19
	450 XC-F	'14-16	80/100-21	110/100-18
	450 XC-W	'06-07	80/100-21	110/100-18
	450 XC-W	'08	80/100-21	110/100-18
	450 XC-W	'09	80/100-21	110/100-18
	450 XC-W	'10-16	80/100-21	110/100-18
495	495 MX	'81-84	80/100-21	110/100-18
500	500 EXC	'90-92	80/100-21	110/100-18
	500 EXC	'12-16	80/100-21	110/100-18
	500 MX	'85-87	80/100-21	110/100-18
	500 MX	'88-89	80/100-21	110/100-18
	500 MX	'90	80/100-21	110/100-18
	500 MX	'91-93	80/100-21	110/100-18
	500 MXC	'85-88	80/100-21	110/100-18
	500 SX	'92-93	80/100-21	110/100-19
	500 XC-W	'12-16	80/100-21	110/100-18
505	505 SX-F	'08	80/100-21	110/90-19
	505 XC-F	'08-09	80/100-21	110/100-18
520	520 EXC	'00-02	80/100-21	110/100-18
	520 MXC	'00-02	80/100-21	110/100-18
	520 SX	'00-02	80/100-21	110/100-19
525	525 EXC	'03-06	80/90-21	110/100-18
	525 EXC-G	'06-07	80/100-21	110/100-18
	525 MXC	'03-05	90/90-21	140/80-18
	525 SX	'03-06	80/100-21	110/90-19
	525 XC-G	'06-07	80/90-21	110/100-18
	525 XC-W	'07	80/90-21	110/100-18
530	530 EXC-R	'08-11	90/90-21	140/80-18
	530 XC-W	'08-11	80/100-21	110/100-18
540	540 SXC	'00-06	80/90-21	110/100-18
550	550 DXC	'92	80/90-21	110/100-18
	550 MXC	'93-94	80/90-21	110/100-18
	550 MXC	'95-96	80/90-21	110/100-18
600	600 DXC	'89-92	80/100-21	110/100-18

STREET
V-TWIN
OFFROAD
ATV / UTV
TUBES / ACCESSORIES
TRAILER
TOOLS / REPAIR
PROMOTIONAL
REFERENCE
INDEX

OFFROAD TIRE REFERENCE

STREET
V-TWIN
OFFROAD
ATV / UTV
TUBES / ACCESSORIES
TRAILER
TOOLS / REPAIR
PROMOTIONAL
REFERENCE
INDEX

cc	Application	Year	Front Tire	Rear Tire
KTM (CONT'D...)				
600	600 MX	'88-89	80/100-21	110/100-18
	600 MX	'90-91	80/100-21	110/100-18
	600 MXC	'88	80/100-21	110/100-18
620	620 SC	'94-96	80/100-21	110/100-18
	620 SC	'97-01	80/100-21	110/100-18
625	625 SXC	'03-04	90/90-21	140/80-18
640	640 Adventure	'98-04	90/90-21	140/80-18
	640 Adventure	'05-08	90/90-21	140/80-18
	640 Enduro	'99-02	80/100-21	110/100-18
660	660 Rally	'00-02	80/100-21	110/100-18
	660 Rally	'03-06	80/100-21	110/100-18
690	690 Enduro R	'09-14	90/90-21	140/80-18
950	950 Adventure	'02-06	90/90-21	150/70-18
	950 Adventure S	'04-06	90/90-21	150/70-18
	950 Super Enduro R	'07-09	90/90-21	140/80-18
990	990 Adventure	'06-08	90/90-21	150/70-18
	990 Adventure	'09	90/90-21	150/70-18
	990 Adventure	'10-12	90/90-21	150/70-18
	990 Adventure R	'09-12	90/90-21	150/70-18

SUZUKI				
50	JR50	'79-93	2.50-10	2.50-10
	JR50	'94-06	2.50-10	2.50-10
	RM50 C	'78	2.50-14	3.00-12
	RM50 N/T	'79-80	2.50-14	3.00-12
60	RM60 N	'79	2.50-14	3.00-12
	RM60 T/X/Z/D	'80-83	2.50-14	3.00-12
	RM60	'03	60/100-14	80/100-12
65	RM65	'03-05	60/100-14	80/100-12
70	DRZ70	'08-09	2.50-10	2.50-10
		'15-16	2.50-10	2.50-10
75	TM75 L/M	'74-75	2.50-16	3.00-14
	TM75 A	'76	2.50-16	3.00-14
80	DS80 C/N	'78-79	2.50-14	3.00-12
	DS80 T/X/Z	'80-82	2.50-14	3.00-12
	DS80	'83-97	2.50-14	3.00-12
	DS80	'98-00	2.50-14	3.00-12
	JR80	'01-04	2.50-14	3.00-12
	RM80 B	'77	2.50-16	3.60-14
	RM80 C	'78	2.50-16	3.60-14
	RM80 N	'79	2.75-17	4.10-14
	RM80 T/X	'80-81	2.75-17	4.10-14
	RM80 Z	'82	2.75-17	4.10-14
	RM80 D	'83	2.75-17	4.10-14
	RM80 E/F	'84-85	2.75-17	4.10-14
	RM80 G/H/J	'86-88	70/100-17	90/100-14
	RM80 K/L	'89-90	70/100-17	90/100-14
	RM80 M/N/P	'91-97	70/100-17	90/100-14
	RM80	'98-01	70/100-17	90/100-14
85	RM85	'02-12	70/100-17	90/100-14
		'15-16	70/100-17	90/100-14
	RM85L	'03-12	70/100-19	90/100-16
100	DR100	'83-90	2.75-17	4.10-14
	DS100	'78-81	2.75-19	3.00-18
	RM100 M	'75	3.00-21	3.50-18
	RM100 A	'76	3.00-21	3.50-18
	RM100 B	'77	3.00-21	4.10-18
	RM100 C	'78	3.00-21	4.10-18
	RM100 N	'79	3.00-21	4.10-18
	RM100 T	'80	3.00-21	4.10-18
	RM100 X	'81	3.00-21	4.10-18
	RM100	'03	70/100-19	90/100-16
	TM100 L/M	'74-75	3.00-21	3.50-18
110	DRZ-110	'03-05	2.50-14	3.00-12
125	DR125 Z/D/E	'82-84	2.75-21	3.50-17
	DR125 G/H/J	'86-88	70/100-21	100/80-18
	DR-Z125	'03-13	70/100-17	90/100-14
	DR-Z125L	'03-16	70/100-19	90/100-16
	DS125 N/T/X	'79-81	2.75-21	3.25-18
	RM125 M	'75	3.00-21	4.10-18
	RM125 A	'76	3.00-21	4.10-18
	RM125 B/C	'77-78	3.00-21	4.10-18

cc	Application	Year	Front Tire	Rear Tire
SUZUKI (CONT'D...)				
125	RM125 N	'79	3.00-21	4.10-18
	RM125 T/X/Z/D/E	'80-84	90/80-21	120/80-18
	RM125 F	'85	90/80-21	120/80-18
	RM125 G	'86	80/100-21	100/100-18
	RM125 H	'87	80/100-21	100/100-18
	RM125 J/K	'88-89	80/100-21	100/100-18
	RM125 L/M	'90-91	80/100-21	100/90-19
	RM125 N/P/R/S	'92-95	80/100-21	100/90-19
	RM125	'96-99	80/100-21	100/90-19
	RM125	'00-03	80/100-21	100/90-19
	RM125	'04-05	80/100-21	100/90-19
	RM125	'06-07	80/100-21	100/90-19
	TM125 K/L	'73-74	3.00-21	3.50-18
	TM125 M	'75	3.00-21	3.50-18
175	PE175 C	'78	3.00-21	4.10-18
	PE175 N/T/X/Z	'79-82	3.00-21	4.10-18
175	PE175 D	'83	3.00-21	4.10-18
	PE175 E	'84	3.00-21	4.10-18
	RS175 T/X/Z	'80-82	3.00-21	4.10-18
185	DS185 C	'78	2.75-21	3.50-18
	DS185 N/T	'79-80	2.75-21	3.50-18
200	DR200 G/H/J	'86-88	70/100-21	100/100-18
250	DR250 Z/D/E/F	'82-85	3.00-21	5.10-17
	DR250 L/M/N	'90-92	80/100-21	110/100-18
	DR-Z250	'01-06	80/100-21	110/100-18
	DS250 T	'80	3.00-21	4.60-18
	PE250 B/C	'77-78	3.00-21	4.50-18
	PE250 N	'79	3.00-21	4.50-18
	PE250 T	'80	3.00-21	4.50-18
	PE250 X	'81	3.00-21	5.10-18
	RM250 A	'76	3.00-21	4.50-18
	RM250 B/C/N	'77-79	3.00-21	4.60-18
	RM250 T	'80	3.00-21	5.10-18
	RM250 X	'81	3.00-21	5.10-18
	RM250 Z	'82	100/80-21	5.10-18
	RM250 D/E/F	'83-85	100/80-21	130/80-18
	RM250 G/H	'86-87	90/100-21	110/100-18
	RM250 J	'88	80/100-21	110/100-18
	RM250 K/L/M	'89-91	80/100-21	110/100-18
	RM250 N/P	'92-95	80/100-21	110/90-19
	RM250	'96-98	80/100-21	110/90-19
	RM250	'99	80/100-21	110/90-19
	RM250	'00-03	80/100-21	110/90-19
	RM250	'04-08	80/100-21	110/90-19
	RMX250 K/L/M/N/P	'89-92	80/100-21	110/100-18
	RMX250	'93-98	80/100-21	110/100-18
	RM-Z250	'04	80/100-21	100/90-19
	RM-Z250	'05-06	80/100-21	100/90-19
	RM-Z250	'07-16	80/100-21	100/90-19
	TM250 J/K/L/M	'72-75	3.00-21	4.00-18
350	DR350 L/M/N/P	'90-93	80/100-21	110/100-18
	DR350	'94-99	80/100-21	110/100-18
370	DR370 C/N	'78-79	3.00-21	4.60-18
	RM370 A/B	'76-77	3.00-21	4.60-18
400	DR400 T	'80	3.00-21	5.10-18
	DR-Z400/S	'00-12	80/100-21	110/100-18
	PE400 T/X	'80-81	3.00-21	5.10-18
	RM400 N	'79	3.00-21	4.60-18
	RM400 T/X	'80-81	3.00-21	5.10-18
	TM400 R/J/K/L/M	'71-75	3.00-21	4.00-18
450	RMX450Z	'10	80/100-21	110/100-18
	RMZ450	'05	80/100-21	110/90-19
	RMZ450	'06	80/100-21	110/90-19
	RMZ450	'07-16	80/100-21	110/90-19
465	RM465 X	'81	3.00-21	5.10-18
	RM465 Z	'82	3.00-21	5.10-18
500	DR500 X/Z/D	'81-83	3.00-21	5.10-18
	RM500 D/E	'83-84	3.00-21	5.10-18
650	DR650	'97-12	90/90-21	120/90-17

OFFROAD TIRE REFERENCE

cc	Application	Year	Front Tire	Rear Tire
YAMAHA				
50	PW50 Yzinger	'81-16	2.50-10	2.50-10
	TTR 50	'06-16	2.50-10	2.50-10
	YZ50 G	'80	2.50-14	3.00-12
60	JT1/JT2	'71-72	2.50-15	2.50-15
	YZ60 H/J/K	'81-83	2.50-14	3.00-12
80	BW80 S/T/U/A	'86-90	19x7x10	19x9x7
	MX80 G/H/J	'80-82	2.50-15	2.75-14
	TY80 A/B	'74-75	2.50-16	3.00-14
	PW80 Yzinger	'83-06	2.50-14	3.00-12
	YZ80A	'74	2.50-16	3.00-14
	YZ80 C	'76	2.75-16	3.00-14
	YZ80 D	'77	2.75-16	3.60-14
	YZ80 E/F	'78-79	2.50-16	3.60-14
	YZ80 G	'80	2.75-17	3.60-14
	YZ80 H/J	'81-82	2.75-17	4.10-14
	YZ80 K	'83	2.75-17	4.10-14
	YZ80 L	'84	80/80-17	80/80-14
	YZ80 N	'85	80/80-17	80/80-14
	YZ80 S/T/U/W/A/B/D	'86-92	70/100-17	90/100-14
	YZ80	'93-99	70/100-17	90/100-14
	YZ80/85	'00-16	70/100-17	90/100-14
90	TT-R90	'00-06	2.50-14	3.00-12
100	MX100 A/B	'74-75	2.75-19	3.00-18
	MX100 F/G/H/J/K	'79-83	2.50-18	3.00-16
	RT100 A/B/D/E	'90-98	2.50-18	3.00-16
	YZ100 C/D	'76-77	2.75-21	3.50-18
	YZ100 E/F	'78-79	3.00-21	3.50-18
	YZ100 G/H	'80-81	3.00-21	4.10-18
	YZ100 J/K	'82-83	3.00-21	110/90-18
110	TT-R110	'08-16	2.50-14	3.00-12
125	AT1/2 MX	'70-72	3.25-18	3.50-18
	AT3 MX	'73	2.75-21	3.50-18
	IT125 G/H	'80-81	3.00-21	4.10-18
	TT-R125	'00-03	70/100-17	90/100-14
	TT-R125L/LE	'00-16	70/100-19	90/100-16
	TT-R125	'04-10	70/100-17	90/100-14
	YZ125 A/B	'74-75	2.75-21	3.50-18
	YZ125 X	'76	3.00-21	4.10-18
	YZ125 D/E/F/G	'77-80	3.00-21	4.10-18
	YZ125 H	'81	3.00-21	4.10-18
	YZ125 J	'82	3.00-21	4.10-18
	YZ125 K	'83	90/90-21	130/80-18
	YZ125 L	'84	90/90-21	130/80-18
	YZ125 N	'85	90/90-21	130/80-18
	YZ125 S/T	'86-87	80/100-21	100/100-18
	YZ125 U	'88	80/100-21	100/100-18
	YZ125 W/A/B/D/E	'89-93	80/100-21	100/90-19
	YZ125	'94-96	80/100-21	100/90-19
	YZ125	'97-98	80/100-21	100/90-19
	YZ125	'99-04	80/100-21	100/90-19
	YZ125	'05-16	80/100-21	100/90-19
175	IT175 D/E	'77-78	3.00-21	4.10-18
	IT175 F	'79	3.00-21	4.10-18
	IT175 G/H	'80-81	3.00-21	4.10-18
	IT175 J	'82	3.00-21	110/90-18
	IT175 K	'83	3.00-21	110/90-18
	MX175 A/B	'74-75	2.75-21	3.50-18
	MX175 F/G	'79-80	2.75-21	3.50-18
	MX175 H	'81	2.75-21	3.50-18
	YZ175 C	'76	3.00-21	4.10-18
180	RT180 A/B/D/E	'90-97	80/100-21	100/100-18
200	BW200 N/S/T/U	'85-88	25x8x12	23x11x9
	IT200 L/N/S	'84-86	90/90-21	120/90-18
	TW200	'87-15	130/80-18	180/80-14
225	TT225 S/T/U	'86-88	2.75-21	3.50-18
	TT-R 225	'99-04	80/100-21	100/100-18
230	TT-R 230	'05-16	80/100-21	100/100-18
250	DT1 MX	'70	2.75-21	4.00-18
	DT1MX	'71	2.75-21	4.00-18
	DT2 MX	'72	2.75-21	4.00-18
	IT250 D	'77	3.00-21	4.50-18
	IT250 E	'78	3.00-21	4.50-18
	IT250 F	'79	3.00-21	4.50-18
	IT250 G	'80	3.00-21	5.10-18
	IT250 H/J	'81-82	3.00-21	5.10-18

cc	Application	Year	Front Tire	Rear Tire
YAMAHA (CONT'D...)				
250	IT250 K	'83	3.00-21	140/80-18
	MX250	'73-74	3.00-21	4.00-18
	MX250 B	'75	3.00-21	4.00-18
	TT250 G	'80	3.00-21	5.10-17
	TT250 H/J	'81-82	3.00-21	5.10-17
	TT-R 250	'99-06	80/100-21	100/100-18
	TY250 A/B/C/D	'74-77	2.75-21	4.00-18
	TY250L	'84	2.75-21	4.00-18
	YZ250 A,B	'74-75	3.00-21	4.00-18
	YZ250 C	'76	3.00-21	4.60-18
	YZ250 D,E,F	'77-79	3.00-21	4.50-18
	YZ250 G	'80	3.00-21	5.10-18
	YZ250 H	'81	3.00-21	5.10-18
	YZ250 J	'82	3.00-21	5.10-18
	YZ250 K	'83	90/90-21	140/80-18
	YZ250 L	'84	90/90-21	130/80-18
	YZ250 N/S	'85-86	90/90-21	130/80-18
	YZ250 T	'87	90/90-21	110/100-18
	YZ250 U	'88	80/100-21	110/100-18
	YZ250 W/A/B/D	'89-93	80/100-21	100/90-19
	YZ250	'94-95	80/100-21	110/90-19
	YZ250	'96-97	80/100-21	110/90-19
	YZ250	'98-02	80/100-21	110/90-19
	YZ250	'03-16	80/100-21	110/90-19
	YZ250F	'01-06	80/100-21	100/90-19
	YZ250F	'07-13	80/100-21	100/90-19
	YZ250F	'14-16	80/100-21	100/90-19
	YZ250FX	'15-16	90/90-21	110/100-18
	YZ250WR A	'90	80/100-21	100/90-18
	YZ250X	'16	90/90-21	110/100-18
	WR250 B/D	'91-97	80/100-21	110/100-18
	WR250F	'01-04	80/100-21	100/100-18
	WR250F	'05-06	80/100-21	100/100-18
	WR250F	'07-13	80/100-21	100/100-18
	WR250F	'15-16	80/100-21	110/100-18
	WR250R	'08-15	80/100-21	120/100-18
	WR250X	'08-09	110/70-17	140/70-17
350	BW350 T/U	'87-88	25x8x12	23x11x9
	TT350 S/T	'86-87	80/100-21	110/100-18
	TY350 N	'85	2.75-21	4.00-18
	TY350 S	'86	2.75-21	4.00-18
360	MX360	'73-74	3.00-21	4.00-18
	RT1 MX	'70-71	3.00-21	4.00-18
	RT2 MX	'72	3.00-21	4.00-18
	YZ360 A/B	'74-75	3.00-21	4.60-18
400	IT400 C/D/E	'76-78	3.00-21	4.50-18
	IT400 F	'79	3.00-21	4.50-18
	MX400 A	'74	3.00-21	4.00-18
	YZ400 C	'76	3.00-21	4.50-18
	YZ400 D/E	'77-78	3.00-21	4.50-18
	YZ400 F	'79	3.00-21	5.10-18
	YZ400F	'98-99	80/100-21	110/90-19
	WR400F	'98-00	80/100-21	110/100-18
425	IT425 G	'80	3.00-21	5.10-18
426	YZ426F	'00-02	80/100-21	110/90-19
	WR426F	'01-02	80/100-21	110/90-18
450	YZ450F	'03-05	80/100-21	110/90-19
	YZ450F	'06-14	80/100-21	110/90-19
	YZ450F	'15-16	80/100-21	120/80-19
	YZ450FX	'16	90/90-21	120/90-18
	WR450F	'03-16	80/100-21	110/90-18
465	IT465 H/J	'81-82	3.00-21	5.60-17
	YZ465 G	'80	3.00-21	5.60-18
	YZ465 H	'81	3.00-21	5.10-18
490	IT490 K/L	'83-84	3.00-21	150/80-18
	YZ490 J	'82	3.00-21	140/90-18
	YZ490 K/L/N	'83-85	100/90-21	140/80-18
	YZ490 S/T	'86-87	80/100-21	80/100-18
	YZ490 U/W/A	'88-90	80/100-21	110/100-18
500	SC500	'73-74	3.00-21	4.60-18
	TT500 C	'76	3.00-21	4.60-18
	TT500 D/E/F/G/H	'77-81	3.00-21	4.60-18
	WR500 D/E	'92-93	80/100-21	120/90-18

STREET
V-TWIN
OFFROAD
ATV / UTV
TUBES / ACCESSORIES
TRAILER
TOOLS / REPAIR
PROMOTIONAL
REFERENCE
INDEX

ATV/UTV TIRE REFERENCE

STREET
V-TWIN
OFFROAD
ATV / UTV
TUBES / ACCESSORIES
TRAILER
TOOLS / REPAIR
PROMOTIONAL
REFERENCE
INDEX

cc	Model	Year	Front Tire	Rear Tire
ARCTIC CAT				
50	50 2x4	'04-05	16x8-7	16x8-7
		'06-08	16x8-7	16x8-7
	DVX 50	'06	16x8-7	16x8-7
90	90	'13-16	20x7-8	19x8-8
	90 2x4	'02-04	20x7-8	19x8-8
	90 2x4, SE 4-Stroke	'04	20x7-8	19x8-8
		'05	20x7-8	19x8-8
		'06-12	20x7-8	19x8-8
	Alterra 90	'17	20x7-8	19x8-8
	DVX 90, SE	'06-17	20x7-8	19x8-8
150	150	'13-17	21x7-10	22x10-10
	150 2x4	'09-12	21x7-10	22x10-10
250	250 2x4	'99-05	23x8-12	24x9-12
		'06-09	23x8-12 / 22x7-10	24x9-12 / 22x10-10
	250 4x4	'01-05	23x8-12	24x9-12
	DVX 250	'06-08	21x7-10	22x7-10 / 20x11-9
300	300	'10-16	22x7-10	22x10-10
	300 2x4	'98-03	23x8-12	25x10-12 / 23x10-12
	300 2x4 Auto	'10	24x9-12 / 23x8-13	25x10-12 / 23x10-12
	300 4x4	'98-05	24x9-12 / 23x8-12	25x10-12 / 23x10-12
	300 4x4 MRP	'04	24x9-12 / 23x8-13	25x10-12 / 23x10-12
	Alterra 300	'17	22x7-10	22x10-10
	DVX 300	'09-15	21x7-10	20x11-9
350	350	'11-12	25x8-12	25x10-12
366	366 4x4 Auto	'08-09	24x8-12	24x10-12
	366 4x4 Auto SE	'10-11	24x8-12	24x10-12
375	375 Auto 2x4	'02	24x8-12	24x10-12
	375 Auto 4x4	'02	24x8-12	24x10-12
400	400 2x4	'04	25x8-12	25x10-12 / 25x11-12
		'98	25x8-12	25x10-12 / 25x11-12
		'99-03	25x8-12	25x10-12 / 25x11-12
	400 2x4 Auto	'03	25x8-12	25x10-12 / 25x11-12
		'04	25x8-12	25x10-12 / 25x11-12
	400 2x4 FIS	'02	25x8-12	25x10-12 / 25x11-12
	400 4x4	'04-07	25x8-12	25x10-12 / 25x11-12
		'98	25x8-12	25x10-12 / 25x11-12
		'99-03	25x8-12	25x10-12 / 25x11-12
	400 4x4 ACT	'03	25x8-12	25x10-12 / 25x11-12
		'04	25x8-12	25x10-12 / 25x11-12
	400 4x4 Auto	'02-03	25x8-12	25x10-12 / 25x11-12
		'04-08	25x8-12	25x10-12 / 25x11-12
	400 4x4 Auto ACT	'03	25x8-12	25x10-12 / 25x11-12
		'04	25x8-12	25x10-12 / 25x11-12
	400 4x4 Auto LE	'05-07	25x8-12	25x10-12 / 25x11-12
	400 4x4 Auto MRP	'03	25x8-12	25x10-12 / 25x11-12
		'04	25x8-12	25x10-12 / 25x11-12
	400 4x4 Auto TBX	'04-06	25x8-12	25x10-12 / 25x11-12
	400 4x4 Auto TRV	'06-08	25x8-12	25x10-12 / 25x11-12
		'09-10	25x8-12	25x10-12 / 25x11-12
	400 4x4 Auto TRV Plus	'07	25x8-12	25x10-12 / 25x11-12
	400 4x4 Auto VP	'05-06	25x8-12	25x10-12 / 25x11-12
	400 4x4 FIS	'02	25x8-12	25x10-12 / 25x11-12
	400 4x4 MRP	'03	25x8-12	25x10-12 / 25x11-12
		'04	25x8-12	25x10-12 / 25x11-12
	400 4x4 TRV	'11	25x8-12	25x10-12 / 25x11-12
	400 4x4 VP	'05-06	25x8-12	25x10-12 / 25x11-12
	400 Core	'13-15	24x8-12	24x10-12
	Alterra 400	'16-17	24x8-12	24x10-12
	DVX 400	'04-08	22x7-10	20x11-9
	DVX 400 TS	'06-07	22x7-10	20x11-9
	TRV 400	'14	25x8-12	25x10-12
425	425	'11	25x8-12	25x10-12
	425i	'12	25x8-12	25x8-12
	425i SE	'12	23x8-12	23x10-12
450	450	'11	25x8-12	25x10-12
	450 Core	'13-15	25x8-12	25x10-12
	450 EFI H1 4x4 Auto	'10	25x8-12	25x10-12
	450 LTD	'11	25x8-12	25x10-12
	450 TRV	'11	25x8-12	25x10-12
	450 XC I	'11	25x8-12	25x10-12
	450i	'12	25x8-12	25x10-12
	450i GT	'12	25x8-12	25x10-12
	Alterra 450	'16	15x8-12	25x10-12

cc	Model	Year	Front Tire	Rear Tire
ARCTIC CAT (cont'd...)				
450	TRV 400 Core	'13-14	25x8-12	25x10-12
	TRV 450i	'12	25x8-12	25x10-12
	TRV 450i GT	'12	25x8-12	25x10-12
	XC 450	'11-17	23x8-12	23x10-12
454	Bearcat 454 2x4	'97-98	25x8-12	25x10-12
	Bearcat 454 4x4	'96-98	25x8-12	25x10-12
500	500 4x4	'98	26x10.5-12	26x10.5-12
		'99	26x10.5-12	26x10.5-12
		'00-09	25x8-12	25x10-12 / 25x11-12
	500 4x4 Auto	'00-09	25x8-12	25x10-12 / 25x11-12
	500 4x4 Auto FIS	'02	25x8-12	25x10-12 / 25x11-12
	500 4x4 Auto LE	'05-06	25x8-12	25x10-12 / 25x11-12
	500 4x4 Auto M4	'08	25x8-12	25x10-12 / 25x11-12
	500 4x4 Auto MRP	'03-04	25x8-12	25x10-12 / 25x11-12
	500 4x4 Auto TBX	'02-06	25x8-12	25x10-12 / 25x11-12
	500 4x4 Auto TRV	'03-08	25x8-12	25x10-12 / 25x11-12
	500 4x4 FIS	'02	25x8-12	25x10-12 / 25x11-12
	500 4x4 MRP	'03-04	25x8-12	25x10-12 / 25x11-12
	500 Core	'13-17	25x8-12	25x10-12
	500 XT	'13-14	25x8-12	25x10-12
	Alterra 500	'17	25x8-12	25x10-12
	Alterra 500 XT	'16	25x8-12	25x10-12
	Alterra TRV 500	'17	25x8-10	25x10-10
	TRV 500	'14-15	25x8-12	25x10-12
	TRV 500 Core	'13	25x8-12	25x11-12
	TRV 500i GT	'12	25x8-12	25x11-12
	XR 500	'15	25x8-12	25x10-12
550	550 4x4 Auto	'09-11	25x8-12	25x10-12 / 25x11-12
	550 4x4 Auto LE	'09-10	25x8-12	25x10-12 / 25x11-12
	550 4x4 Auto TRV	'09-11	25x8-12	25x10-12 / 25x11-12
	550 4x4 Auto TRV LE	'09	25x8-12	25x10-12 / 25x11-12
	550 Core	'13-14	25x8-12	25x10-12
	550 H1 EFI	'09	26x8-12	25x10-12
	550 LTD	'11, '13-14	25x8-12	25x10-12
	550 S	'11	25x8-12	25x10-12 / 25x11-12
	550 TRV Cruiser	'11	26x11-12	26x11-12
	550 TRV GT	'10-11	28x9-14	28x9-14
	550 XT	'13-14	26x10.5-12	26x10.5-12
	550i	'12	25x10-12	25x10-12
	550i GT	'12	25x8-12	25x10-12
	550i LTD	'12	26x10.5-12	26x10.5-12
	Alterra 550	'16	25x8-12	25x10-12
	Alterra 550 XT	'16	25x8-12	25x10-12
	TRV 550 LTD	'13-15	25x8-12	25x10-12
	TRV 550 XT	'13-15	25x8-12	25x10-12
	TRV 550i Crusier	'12	25x8-12	25x10-12
	XR 550	'15	25x8-12	25x10-12
	XR 550 LTD	'15	25x8-12	25x10-12
	XR 550 XT	'15	25x8-12	25x10-12
650	650 4x4 Auto	'04	26x8-12	26x11-12
	650 4x4 Auto LE	'04	26x8-12	26x11-12
	650 4x4 Auto TBX	'09	26x8-12	26x11-12
	650 H1 4x4 Auto	'05	26x8-12	26x11-12
		'06-11	26x8-12	26x11-12
	650 H1 4x4 Auto LE	'07	26x8-12	26x11-12
	650 H1 4x4 Auto Mud Pro	'10-11	26x8-12	26x11-12
	650 H1 4x4 Auto SE	'06	26x8-12	26x11-12
	650 H1 4x4 Auto TBX	'07	26x8-12	26x11-12
	650 H1 4x4 Auto TRV	'08-09	26x8-12	26x11-12
	650 H1 4x4 Auto TRV Plus	'07	26x8-12	26x11-12
	650 H1 4x4 Auto TRV Plus LE	'07	26x8-12	26x11-12
	650 V-2 4x4 Auto	'04-06	26x8-12	26x11-12
	650 V-2 4x4 Auto LE TS	'04-06	26x8-12	26x11-12
	650 V-2 4x4 Auto MRP	'04	26x8-12	26x11-12
	MudPro 650	'11	28x9-14	28x11-14
700	700	'11	26x8-12	26x11-12
	700 Core	'13-14	25x8-12	25x10-12
	700 Diesel	'07	26x8-12	26x11-12
		'08	26x8-12	26x11-12
	700 EFI 4x4 Auto	'07	26x8-12	26x11-12
		'08	26x8-12	26x11-12
	700 EFI 4x4 Auto LE	'07	26x8-12	26x11-12
	700 EFI 4x4 Auto M4	'08	26x8-12	26x11-12

ATV/UTV TIRE REFERENCE

cc	Model	Year	Front Tire	Rear Tire
ARCTIC CAT (cont'd...)				
700	700 EFI 4x4 Auto SE	'06	26x8-12	26x11-12
	700 EFI 4x4 Auto TRV Cruiser	'08	26x8-12	26x11-12
		'09-11	26x8-12	26x11-12
	700 EFI 4x4 Auto TRV LE	'08	26x8-12	26x11-12
	700 EFI H1 4x4 Auto	'09-10	26x8-12	26x11-12
	700 EFI H1 4x4 Auto LE	'09-10	26x8-12	26x11-12
	700 EFI H1 4x4 Auto Mud Pro	'09-11	26x8-12	26x11-12
	700 EFI H1 4x4 Auto SE	'08	26x8-12	26x11-12
	700 EFI H1 4x4 Auto SE	'09	26x8-12	26x11-12
	700 EFI H1 4x4 Auto TBX	'10	26x8-12	26x11-12
	700 EFI H1 4x4 Auto TRV	'09-11	26x8-12	26x11-12
	700 LTD	'11, '13-14	25x8-12	25x10-12
	700 S	'10-11	26x8-12	26x11-12
	700 Super Duty Diesel	'10-15	26x8-12	26x11-12
	700 XT	'13-14	25x8-12	25x10-12
	700i	'12	26x8-12	26x11-12
	700i GT	'12	26x8-12	26x11-12
	700i LTD	'12	26x8-12	26x11-12
	Alterra 700	'16-17	25x8-12	25x10-12
	Alterra 700 XT	'16-17	25x8-12	25x10-12
	Alterra TRV 700 XT	'17	25x8-10	25x10-10
	MudPro 700	'11-12	28x9-14	28x11-14
	MudPro 700 LTD	'12-17	28x9-14	28x11-14
	TBX 700	'14-17	25x8-12	25x10-12
	TBX 700 LTD	'11-12	25x8-12	25x10-12
	TBX 700 XT	'13	25x8-12	25x10-12
	TRV 700 GT	'10-11	26x8-12	26x11-12
	TRV 700 LTD	'13-15	25x8-12	25x10-12
	TRV 700 SE	'16	25x8-12	25x10-12
	TRV 700 XT	'13-15	25x8-12	25x10-12
	TRV 700i Cruiser	'12	25x8-12	25x10-12
	TRV 700i GT	'12	25x8-12	25x10-12
	XR 700	'15	25x8-12	25x10-12
	XR 700 LTD	'15	25x8-12	25x10-12
	XR 700 XT	'15	25x8-12	25x10-12
1000	1000 EFI H2 4x4 Auto Mud Pro	'10-11	26x8-12	26x11-12
	1000 EFI H2 4x4 Auto TRV	'10-11	26x8-12	26x11-12
	1000 LTD	'11	26x8-12	26x11-12
	1000 TRV Cruiser	'09-11	26x8-12	26x11-12
	1000 XT	'13-17	26x9-12	26x11-12
	1000i GT	'12	26x8-12	26x11-12
	Alterra TRV 1000 XT	'17	25x8-10	25x10-10
	MudPro 1000	'11	28x9-14	28x11-14
	MudPro 1000 LTD	'12-15	28x9-14	28x11-14
	MudPro 1000 LTD EPS	'17	28x9-14	28x11-14
	Thundercat 1000 4x4 Auto	'08-10	26x8-12	26x11-12
	Thundercat 1000 4x4 Auto LE	'10	26x8-12	26x11-12
	TRV 1000 LTD	'13-15	25x8-12	25x10-12
	TRV 1000i Cruiser	'12	25x8-12	25x10-12
	TRV 1000i GT	'12	25x8-12	25x10-12
	TRV 1000 XT	'15	25x8-12	25x10-12
ARCTIC CAT UTV				
500	Prowler 500	'17	25x8-12	25x10-12
	Prowler 500 HDX	'14-15	26x9-14	26x11-14
	Prowler 500 HDX LTD	'14	26x9-14	26x11-14
	Prowler 500 HDX XT	'14, '16-17	26x9-14	26x11-14
550	Prowler 550	'09	26x9-14	26x11-14
	Prowler 550 XT	'10-15	26x9-14	26x11-14
650	Prowler 650 4x4 Auto	'08	26x9-14	26x11-14
	Prowler 650 H1	'06-07	26x9-14	26x11-14
	Prowler 650 XT 4x4 Auto	'08	26x9-14	26x11-14
	Prowler 650 XT 4x4 Auto M4	'08	26x9-14	26x11-14
	Prowler 650 XT H1	'06-09	26x9-14	26x11-14
700	Prowler 700 HDX	'11-13	26x9-14	26x11-14
	Prowler 700 HDX Crew XT	'17	26x9-14	26x11-14
	Prowler 700 HDX LTD	'14	26x9-14	26x11-14
	Prowler 700 HDX SE	'16	26x9-14	26x11-14
	Prowler 700 HDX XT	'15-17	26x9-14	26x11-14
	Prowler 700 XT	'09, '15-17	26x9-14	26x11-14
	Prowler 700 XTX	'09-14	26x9-14	26x11-14
	Prowler 700 XTX H1 EFI	'11	26x9-14	26x11-14
	Prowler 700 XTX LE	'08	26x9-14	26x11-14
		'09	26x9-14	26x11-14

cc	Model	Year	Front Tire	Rear Tire
ARCTIC CAT UTV (cont'd...)				
700	Wildcat 700 Sport	'15-16	26x9-12	26x11-12
	Wildcat 700 Sport LTD	'15-17	26x9-12	26x11-12
	Wildcat 700 Sport XT	'15-17	26x9-12	26x11-12
	Wildcat 700 Trail	'14-17	25x8-12	25x10-12
	Wildcat 700 Trail LTD	'15, '17	25x8-12	25x10-12
	Wildcat 700 Trail SE	'16	25x8-12	25x10-12
	Wildcat 700 Trail XT	'14-17	25x8-12	25x10-12
1000	Prowler 1000 XT	'15-17	27x9-14	27x11-14
	Prowler 1000 XTZ	'09-14	26x9-14	26x11-14
	Prowler 1000 XTZ Baja	'09	26x9-14	26x11-14
	Prowler 1000 XTZ H2 EFI	'11	26x9-14	26x11-14
	SBS 1000	'02		
	Wildcat	'13-15	26x9-14	26x11-14
	Wildcat 4	'13-14	26x9-14	26x11-14
	Wildcat 4 LTD	'14	26x9-14	26x11-14
	Wildcat 4X	'14-17	27x9-14	27x11-14
	Wildcat 4X LTD	'14-15	27x9-14	27x11-14
	Wildcat HO	'12	26x9-14	26x11-14
	Wildcat LTD	'13-14	26x9-14	26x11-14
	Wildcat X	'13-17	27x9-14	27x11-14
	Wildcat X LTD	'14-17	27x9-14	27x11-14
	Wildcat X SE	'16	27x9-14	27x11-14
BOMBARDIER/CAN-AM				
50	DS 50	'02-07	20x7-8	19x8-8
	Quest 50	'03-04	20x7-8	19x8-8
70	DS 70	'08-17	19x7-8	18x9.5-8
90	DS 90	'02-06	20x7-8	19x8-8
	DS 90 4-Stroke	'02-17	19x7-8	18x9.5-8
	DS 90 X	'08-17	20x8-10	18x10.5-8
	Quest 90	'04	20x7-8	19x8-8
	Quest 90 4-stroke	'04	20x7-8	19x8-8
200	Rally 200	'03-07	22x10-7	22x10-10
250	DS 250	'06-17	22x7-10	20x11-9
330	Outlander 330 HO 2x4	'03-05	25x8-12	25x10-12
400	Outlander 400	'11-14	25x8-12	25x11-12
	Outlander 400 HO	'07-10	25x8-12	25x11-12
	Outlander 400 HO 2x4	'03-04	25x8-12	25x11-12
	Outlander 400 HO 4x4 XT	'03-04	25x8-12	25x11-12
	Outlander 400 HO 4x4 XT	'05-06	25x8-12	25x11-12
	Outlander 400 HO XT	'07-10	25x8-12	25x11-12
	Outlander 400 XT	'11-14	25x8-12	25x11-12
	Outlander Max 400	'11-14	25x8-12	25x11-12
	Outlander Max 400 HO	'04-10	25x8-12	25x11-12
	Outlander Max 400 HO XT	'04-10	25x8-12	25x11-12
	Outlander Max 400 XT	'11-14	25x8-12	25x11-12
450	DS 450	'08-12, '14-15	21x7-10 / 20x6-10	20x10-9 / 8x10-8
	DS 450 X	'08	21x7-10 / 20x6-10	20x10-9 / 8x10-8
	DS 450 X mx	'09-15	21x7-10 / 20x6-10	20x10-9 / 8x10-8
	DS 450 X xc	'09-12, '14-15	21x7-10 / 20x6-10	20x10-9 / 8x10-8
	Outlander 450	'17	25x8-12	25x10-12
	Outlander 450 DPS	'17	25x8-12	25x10-12
	Outlander 450 L	'15-16	25x8-12	25x10-12
	Outlander 450 L DPS	'15-16	25x8-12	25x10-12
	Outlander Max 450	'17	25x8-12	25x10-12
	Outlander Max 450 DPS	'17	25x8-12	25x10-12
	Outlander Max 450 L	'15-16	25x8-12	25x10-12
	Outlander Max 450 L DPS	'15-16	25x8-12	25x10-12
500	Outlander 500	'11-14	26x8-12	26x10-12
	Outlander 500 DPS	'13-15	26x8-12	26x10-12
	Outlander 500 HO 4x4	'07-10	26x8-12	26x10-12
	Outlander 500 HO 4x4 XT	'07-10	26x8-12	26x10-12
	Outlander 500 HO 4x4 XT-P	'10	26x8-12	26x10-12
	Outlander 500 L	'15	25x8-12	25x10-12
	Outlander 500 L DPS	'15	25x8-12	25x10-12
	Outlander 500 XT	'11-15	26x8-12	26x10-12
	Outlander Max 500	'11-14	26x8-12	26x10-12
	Outlander Max 500 DPS	'13-15	26x8-12	26x10-12
	Outlander Max 500 HO	'07-10	26x8-12	26x10-12
	Outlander Max 500 HO LTD	'10	26x8-12	26x10-12
	Outlander Max 500 HO XT	'07-10	26x8-12	26x10-12
	Outlander Max 500 HO XT-P	'10	26x8-12	26x10-12

STREET
V-TWIN
OFFROAD
ATV / UTV
TUBES / ACCESSORIES
TRAILER
TOOLS / REPAIR
PROMOTIONAL
REFERENCE
INDEX

ATV/UTV TIRE REFERENCE

STREET
V-TWIN
OFFROAD
ATV / UTV
TUBES / ACCESSORIES
TRAILER
TOOLS / REPAIR
PROMOTIONAL
REFERENCE
INDEX

cc	Model	Year	Front Tire	Rear Tire
BOMBARDIER/CAN-AM (CONT'D...)				
500	Outlander Max 500 L	'15	25x8-12	25x10-12
	Outlander Max 500 L DPS	'15	25x8-12	25x10-12
	Outlander Max 500 XT	'11-15	26x8-12	26x10-12
	Quest 500 4X4	'02-04	25x8-12	25x10-12
	Quest 500 4X4 TX	'02-04	25x8-12	25x10-12
	Renegade 500	'08-15	25x8-12	25x10-12
	Traxter 500 4x4 Auto	'99-05	25x8-12	25x10-12
	Traxter 500 4x4 Auto XT	'01-05	25x8-12	25x10-12
	Traxter 500 Auto 4x4 CVT	'05	25x8-12	25x10-12
	Traxter 500 XL	'99-05	25x8-12	25x10-12
	Traxter Max 500 4x4 Auto	'03-05	25x8-12	25x10-12
	Traxter Max 500 4x4 Auto XT	'04-05	25x8-12	25x10-12
570	Outlander 570	'17	25x8-12	25x10-12
	Outlander 570 X Mr	'17	28x8-12	28x10-12
	Outlander 570 DPS	'16-17	26x8-12	26x10-12
	Outlander 570 L	'16	25x8-12	25x10-12
	Outlander 570 L DPS	'16	25x8-12	25x10-12
	Outlander 570 L LE	'16	25x8-12	25x10-12
	Outlander 570 L X mr	'16	28x8-12	28x10-12
	Outlander 570 XT	'16-17	26x8-12	26x10-12
	Outlander Max 570	'17	25x8-12	25x10-12
	Outlander Max 570 DPS	'16-17	26x8-12	26x10-12
	Outlander Max 570 L	'16	25x8-12	25x10-12
	Outlander Max 570 L DPS	'16	25x8-12	25x10-12
	Outlander Max 570 XT	'16-17	26x8-12	26x10-12
	Renegade 570	'16-17	25x8-12	25x10-12
	Renegade 570 X Mr	'17	28x8-12	28x10-12
650	DS 650	'00-05	21x7-10 / 20x6-10	20x10-9 / 8x10-8
	DS 650 Baja	'01-04	21x7-10 / 20x6-10	20x10-9 / 8x10-8
	DS 650 Baja X	'04	21x7-10 / 20x6-10	20x10-9 / 8x10-8
	DS 650 Racer	'00-03	21x7-10 / 20x6-10	20x10-9 / 8x10-8
	DS 650 X	'05-07	21x7-10 / 20x6-10	20x10-9 / 8x10-8
	Outlander 650	'11-17	26x8-12 / 28x8-12	26x10-12 / 28x10-12
	Outlander 650 DPS	'13-17	26x8-12 / 28x8-12	26x10-12 / 28x10-12
	Outlander 650 HO 4x4	'06-10	26x8-12 / 28x8-12	26x10-12 / 28x10-12
	Outlander 650 HO 4x4 XT	'06-10	26x8-12 / 28x8-12	26x10-12 / 28x10-12
	Outlander 650 HO 4x4 XT-P	'10	26x8-12 / 28x8-12	26x10-12 / 28x10-12
	Outlander 650 X mr	'13-17	28x8-12	28x10-12
	Outlander 650 XT	'11-17	26x8-12 / 28x8-12	26x10-12 / 28x10-12
	Outlander 650 XT 6x6	'15-16	26x8-12	26x10-12
	Outlander 650 XT-P	'11	26x8-12 / 28x8-12	26x10-12 / 28x10-12
	Outlander Max 650	'11-15	26x8-12 / 28x8-12	26x10-12 / 28x10-12
	Outlander Max 650 DPS	'13-17	26x8-12 / 28x8-12	26x10-12 / 28x10-12
	Outlander Max 650 HO	'07-10	26x8-12 / 28x8-12	26x10-12 / 28x10-12
	Outlander Max 650 HO 4x4	'06	26x8-12 / 28x8-12	26x10-12 / 28x10-12
	Outlander Max 650 HO 4x4 XT	'06	26x8-12 / 28x8-12	26x10-12 / 28x10-12
	Outlander Max 650 HO XT	'07-10	26x8-12 / 28x8-12	26x10-12 / 28x10-12
	Outlander Max 650 HO XT-P	'10	26x8-12 / 28x8-12	26x10-12 / 28x10-12
	Outlander Max 650 XT	'11-17	26x8-12 / 28x8-12	26x10-12 / 28x10-12
	Outlander Max 650 XT-P	'11-12, '17	26x8-12 / 28x8-12	26x10-12 / 28x10-12
	Quest 650 4x4	'02-04	25x8-12	25x10-12
	Quest 650 4x4 Max	'04	25x8-12	25x10-12
	Quest 650 4x4 XT	'02-04	25x8-12	25x10-12
	Traxter 650 4x4 Auto CVT	'05	25x8-12	25x11-12
	Traxter 650 4x4 Auto CVT XT	'05	25x8-12	25x11-12
	Traxter Max 650 4x4 Auto CVT	'05	25x8-12	25x11-12
	Traxter Max 650 4x4 Auto CVT XT	'05	25x8-12	25x11-12
	Outlander 650 6x6 DPS	'17	26x8-12	26x10-12
800	Outlander 800 HO 4x4	'06-10	26x8-12	26x10-12
	Outlander 800 HO 4x4 XT	'06-10	26x8-12	26x10-12
	Outlander 800 HO 4x4 XT-P	'10	26x8-12	26x10-12
	Outlander 800R	'11-15	26x8-12	26x10-12
	Outlander 800R DPS	'13-15	26x8-12	26x10-12
	Outlander 800R X mr	'12	26x8-12	26x10-12
	Outlander 800R X mr	'15	30x9-14	30x9-14
	Outlander 800R X xc	'11	26x8-12	26x10-12
	Outlander 800R XT	'11-15	26x8-12	26x10-12
	Outlander 800R XT-P	'11-15	26x8-12	26x10-12
	Outlander Max 800 HO	'07-10	26x8-12	26x10-12
	Outlander Max 800 HO 4x4	'06	26x8-12	26x10-12
	Outlander Max 800 HO 4x4 XT	'06	26x8-12	26x10-12
	Outlander Max 800 HO LTD	'07-10	26x8-12	26x10-12
	Outlander Max 800 HO XT	'07-10	26x8-12	26x10-12

cc	Model	Year	Front Tire	Rear Tire
BOMBARDIER/CAN-AM (CONT'D...)				
800	Outlander Max 800 HO XT-P	'10	26x8-12	26x10-12
	Outlander Max 800R	'11-12	26x8-12	26x10-12
	Outlander Max 800R DPS	'13-15	26x8-12	26x10-12
	Outlander Max 800R LTD	'11-12	26x8-12	26x10-12
	Outlander Max 800R X mr	'11	26x8-12	26x10-12
	Outlander Max 800R XT	'11-15	26x8-12	26x10-12
	Outlander Max 800R XT-P	'11-15	26x8-12	26x10-12
	Renegade 800	'07-10	25x8-12	25x10-12
	Renegade 800 X	'08-10	25x8-12	25x10-12
	Renegade 800 X xc	'10	25x8-12	25x10-12
	Renegade 800R	'11-15	25x8-12	25x10-12
	Renegade 800R X xc	'11-15	25x8-12	25x10-12
850	Outlander 850 DPS	'16-17	26x8-12	26x10-12
	Outlander 850 X mr	'16-17	30x9-14	30x9-14
	Outlander 850 XT	'16-17	26x8-12	26x10-12
	Outlander 850 XT-P	'16-17	26x8-12	26x10-12
	Outlander Max 850 XT	'16-17	26x8-12	26x10-12
	Outlander Max 850 XT-P	'16-17	26x8-12	26x10-12
	Renegade 850	'16-17	25x8-12	25x10-12
	Renegade 850 X xc	'16-17	25x8-12	25x10-12
1000	Outlander 1000	'12	26x8-12	26x10-12
	Outlander 1000 DPS	'13-16	26x8-12	26x10-12
	Outlander 1000 X mr	'13-16	30x9-14	30x9-14
	Outlander 1000 XT	'12-16	26x8-12	26x10-12
	Outlander 1000 XT 6x6	'15-16	26x8-12	26x10-12
	Outlander 1000 XT-P	'13-16	26x8-12	26x10-12
	Outlander 1000R 6x6 XT	'17	26x8-12	26x10-12
	Outlander 1000R DPS	'17	26x8-14	26x10-14
	Outlander 1000R X Mr	'17	30x9-14	30x9-14
	Outlander 1000R XT	'17	26x8-14	26x10-14
	Outlander 1000R XT-P	'17	26x8-14	26x10-14
	Outlander Max 1000 DPS	'13-15	26x8-12	26x10-12
	Outlander Max 1000 LTD	'14-16	26x8-12	26x10-12
	Outlander Max 1000 XT	'13-16	26x8-12	26x10-12
	Outlander Max 1000 XT-P	'13-16	26x8-12	26x10-12
	Outlander Max 1000R Limited	'17	26x8-14	26x10-14
	Outlander Max 1000R XT	'17	26x8-14	26x10-14
	Outlander Max 1000R XT-P	'17	26x8-14	26x10-14
	Renegade 1000	'12-16	25x8-12	25x10-12
	Renegade 1000 X xc	'12-16	25x8-12	25x10-12
	Renegade 1000R	'17	25x8-12	25x10-12
	Renegade 1000R X Mr	'17	30x9-14	30x9-14
	Renegade 1000R X xc	'17	25x8-12	25x10-12
	Sarasota 1000	'04-05	18x8-8	20x10-8
BOMBARDIER/CAN-AM UTV				
	Commander E	'14-15	25x9-12	25x11-12
	Commander E LSV	'14-15	26x9-14	26x11-14
	Commander E OffRoad	'14	27x9-14	27x11-14
	Commander E XT	'15	27x9-14	27x11-14
800	Commander 800R	'11-17	27x9-12	27x11-12
	Commander 800R DPS	'13-17	27x9-14	27x11-14
	Commander 800R XT	'11-17	27x9-14	27x11-14
	Commander Max 800R DPS	'17	27x9-14	27x11-14
	Defender HD8	'17	25x8-12	25x10-12
	Defender HD8 DPS	'17	25x8-12	25x10-12
	Defender HD8 XT	'17	27x9-14	27x11-14
	Defender Max HD8 DPS	'17	26x9-12	26x11-12
	Defender Max HD8 XT	'17	27x9-14	27x11-14
1000	Commander 1000	'11-14	27x9-12	27x9-12
	Commander 1000 DPS	'13-16	27x9-12	27x9-12
	Commander 1000 LTD	'12-16	27x9-14	27x9-14
	Commander 1000 X	'11-13	27x9-12	27x9-12
	Commander 1000 XT	'11-16	27x9-14	27x9-14
	Commander 1000 XT-P	'14-16	27x9-12	27x11-12
	Commander 1000R DPS	'17	27x9-14	27x11-14
	Commander 1000R Limited	'17	27x9-14	27x11-14
	Commander 1000R XT	'17	27x9-14	27x11-14
	Commander 1000R XT-P	'17	27x9-12	27x11-12
	Commander Max 1000 DPS	'14-16	27x9-14	27x9-14
	Commander Max 1000 LTD	'15-16	27x9-14	27x11-14
	Commander Max 1000 XT	'14-16	27x9-14	27x9-14
	Commander Max 1000R DPS	'17	27x9-14	27x11-14
	Commander Max 1000R Limited	'17	27x9-14	27x11-14

ATV/UTV TIRE REFERENCE

cc	Model	Year	Front Tire	Rear Tire
BOMBARDIER/CAN-AM UTV (cont'd...)				
1000	Commander Max 1000R XT	'17	27x9-14	27x11-14
	Defender HD10	'17	25x8-12	25x10-12
	Defender HD10 DPS	'17	25x8-12	25x10-12
	Defender HD10 XT	'17	27x9-14	27x11-14
	Defender Max HD10 DPS	'17	26x9-12	26x11-12
	Defender Max HD10 XT	'17	27x9-14	27x11-14
	Maverick	'13-16	27x9-12	27x11-12
	Maverick DPS	'16-17	27x9-12	27x11-12
	Maverick Max	'14-15	27x9-12	27x11-12
	Maverick Max DPS	'16-17	27x9-12	27x11-12
	Maverick Max Turbo	'16-17	28x9-14	28x11-14
	Maverick Max X ds	'15-16	28x9-14	28x11-14
	Maverick Max X ds Turbo	'15-17	28x9-14	28x11-14
	Maverick Max X Mr	'17	30x9-14	30x9-14
	Maverick Max X rs	'14-15	27x9-12	27x11-12
	Maverick Max X rs Turbo	'16-17	28x9-14	28x11-14
	Maverick Turbo	'16-17	28x9-14	28x11-14
	Maverick X ds	'15-16	28x9-14	28x11-14
	Maverick X ds Turbo	'15-16	28x9-14	28x11-14
	Maverick X mr	'14-17	30x9-14	30x11-14
	Maverick X rs	'14-15	27x9-12	27x11-12
	Maverick X rs Turbo	'16	28x9-14	28x11-14
	Maverick X xc	'14-17	27x9-12	27x11-12
	Maverick X xs	'13	27x9-12	27x11-12
	Maverick X3 Turbo R	'17	28 x 9 x 14	28 x 11 x 14
	Maverick X3 X DS Turbo R	'17	29 x 9 x 14	29 x 11 x 14
	Maverick X3 X RS Turbo R	'17	30 x 10 x 14	30 x 10 x 14
	Maverick XC	'16-17	27x9-12	27x11-12
	Maverick XC DPS	'17	27x9-12	27x11-12
HONDA				
70	ATC70	'73-81 '82-85		
	TRX70	'86-87	16x8-7	16x8-7
90	ATC90	'71-78		22x11-8
	TRX90 Sportrax	'93-06	20x7-8	19x8-8
	TRX90EX Sportrax	'07-09		
	TRX90X	'12-17	20x7-8	19x8-8
110	ATC110	'79-81 '82-83 '84-85	22x11-8 22x11-8 22x11-8	22x11-8 22x11-8 22x11-8
125	ATC125M	'84-85		22x11-8
	ATC125M	'86-87	22x11-8	22x11-8
	TRX125	'85-86	20x7-8	22x10-8
	TRX125	'87-88	20x7-8	22x10-8
185	ATC185	'80		25x12-9
	ATC185S	'81 '82-83		22x11-8 22x11-8
200	ATC200	'81 '82-83		25x12-9 25x12-9
	ATC200E	'82-83		
	ATC200ES	'84		
	ATC200M	'84-85	25x12-9	25x12-9
	ATC200S	'84-86	22x11-8	22x11-8
	ATC200X	'83-85 '86-87	24x8-11 24x8-11	22x11-8 22x10-9
	TRX200	'84		25x12-9
	TRX200 FourTrax	'90-91	21x7-10	22x10-8
	TRX200D FourTrax Type II	'91-97	21x7-10	22x10-8
	TRX200SX	'86-88, '90		22x11-8
250	ATC250ES Big Red	'85-87	21x7-10	25x12-9
	ATC250R	'81 '82 '83 '84 '85-86		22x11-8 22x11-8 22x11-8 22x11-8 23x8-11
	ATC250SX	'85-87	22x11-8	22x11-8
	FL250 Odyssey	'77-80 '81 '82-84	20x7-8 20x7-8 20x7-8	22x11-8 22x11-8 22x11-8
	TRX250	'85-87	21x7-10	25x12-9
	TRX250EX Sportrax	'01-09	22x7-10	22x10-9
	TRX250R	'86 '87	22x7-10	20x10-9 20x10-9

cc	Model	Year	Front Tire	Rear Tire
HONDA (cont'd...)				
250		'88 '89	22x7-10 22x7-10	20x10-9 20x10-9
	TRX250TE FourTrax Recon ES	'02-14, '16-17	22x7-11	22x10-9
	TRX250TM FourTrax Recon	'97-14, '16-17	22x7-11	22x10-9
	TRX250X	'87-88, '91-92	22x7-10	22x10-9
	TRX250X	'11-14, '16-17	22x7-10	22x10-9
300	TRX300 FourTrax	'88-00	23x8-11	25x12-9
	TRX300EX Sportrax	'93-09	22x7-10	20x10-9
	TRX300FW FourTrax 4x4	'88, '90-00	23x8-11	24x9-11
350	ATC350X	'85-86	24x8-11	22x11-9
	FL350R Odyssey	'85	21x7-10	24x11-10
	TRX350	'86-89	24x9-11	24x9-11
	TRX350D	'87-89	24x9-11	24x9-11
	TRX350FE FourTrax Rancher 4x4 ES	'00-06	24x8-12	24x9-11/25x11-10
	TRX350FM FourTrax Rancher 4X4	'00-06	24x8-12	24x9-11/25x11-10
	TRX350TE FourTrax Rancher ES	'00-06	24x8-12	24x9-11/25x11-10
	TRX350TM FourTrax Rancher	'00-06	24x8-12	24x9-11/25x11-10
400	FL400R Pilot	'89-90	21x7-10	24x11-10
	TRX400EX Sportrax	'99-04 '05-09	22x7-10 22x7-10	20x10-9 20x10-9
	TRX400FA FourTrax Rancher AT	'04-07	24x8-12	24x10-11
	TRX400FGA FourTrax Rancher AT GPScape	'04-07	24x8-12	24x10-11
	TRX400FW Foreman 4x4	'95-03	24x8-12	24x10-11
	TRX400X	'09, '12-14	22x7-10	20x10-9
420	TRX420FA FourTrax Rancher AT	'09-17	24x8-12	24x10-11
	TRX420FE FourTrax Rancher 4X4 ES	'07-17	24x8-12	24x10-11
	TRX420FM FourTrax Rancher 4X4	'07-17	24x8-12	24x10-11
	TRX420FPA Rancher AT 4x4 w/ Power Steering	'09-14	24x8-12	24x10-11
	TRX420FPE Rancher ES 4x4 w/ Power Steering	'09-13	24x8-12	24x10-11
	TRX420FPM Rancher 4x4 w/ Power Steering	'09-13	24x8-12	24x10-11
	TRX420TE FourTrax Rancher ES	'07-16	24x8-12	24x10-11
	TRX420TM FourTrax Rancher	'07-17	24x8-12	24x10-11
450	TRX450ER Electric Start	'06-09, '12-14	21x7-10	20x10-9
	TRX450FE FourTrax Foreman ES	'98-04	25x8-12	25x10-12
	TRX450FM FourTrax Foreman S	'98-04	25x8-12	25x10-12
	TRX450R	'04-05 '06-09	22x7-10 22x7-10	20x10-9 20x10-9
500	TRX500FA FourTrax Foreman Rubicon	'01-10	25x8-12	25x10-12
	TRX500FE FourTrax Foreman 4x4 ES	'05-10	25x8-12	25x10-12
	TRX500FGA FourTrax Foreman Rubicon GPScape	'11-17	25x8-12	25x10-12
	TRX500FM FourTrax Foreman 4x4	'04-08	25x8-12	25x10-12
	TRX500FPA FourTrax Foreman 4x4 AT w/ Power Steerin	'05-10 '11-17	25x8-12 25x8-12	25x10-12 25x10-12
	TRX500FPA FourTrax Foreman Rubicon with EPS	'09-10 '11-14	25x8-12 25x8-12	25x10-12 25x10-12
	TRX500FPE FourTrax Foreman 4x4 ES w/ Power Steerin	'11-13	25x8-12	25x10-12
	TRX500FPM FourTrax Foreman 4x4 w/ Power Steering	'07-10 '11-13	25x8-12 25x8-12	25x10-12 25x10-12
	TRX500TPM FourTrax Foreman	'08-10	25x8-12	25x10-12
	TRX500TM FourTrax Foreman	'11-13	25x8-12	25x10-12
650	TRX650FA FourTrax Rincon	'05-06	25x8-12	25x10-12
	TRX650FGA FourTrax Rincon	'03-05 '04-05	25x8-12 25x8-12	25x10-12 25x10-12

STREET

V-TWIN

OFFROAD

ATV / UTV

TUBES / ACCESSORIES

TRAILER

TOOLS / REPAIR

PROMOTIONAL

REFERENCE

INDEX

ATV/UTV TIRE REFERENCE

STREET
V-TWIN
OFFROAD
ATV / UTV
TUBES / ACCESSORIES
TRAILER
TOOLS / REPAIR
PROMOTIONAL
REFERENCE
INDEX

cc	Model	Year	Front Tire	Rear Tire
HONDA (cont'd...)				
680	TRX680FA FourTrax Rincon	'06-17	25x8-12	25x10-12
	TRX680FGA FourTrax Rincon	'06-09	25x8-12	25x10-12
	GPScape			
700	TRX700XX	'08-09	21x7-10	22x9-11
HONDA UTV				
500	SXS500M2 Pioneer 500	'15-17	24x8-12	24x10-12
700	MUV700 Big Red	'09-13	25x10-12	25x10-12
	SXS700M2 Pioneer 700	'14-17	25x8-12	25x10-12
	SXS700M2D Pioneer 700 Deluxe	'17	25x8-12	25x10-12
	SXS700M4 Pioneer 700-4	'14-17	25x8-12	25x10-12
	SXS700M4D Pioneer 700-4 Deluxe	'17	25x8-12	25x10-12
1000	SXS1000M2 Pioneer 1000	'16	27x9-12	27x11-12
	SXS1000M3 Pioneer 1000	'17	27x9-12	27x11-12
	SXS1000M3L Pioneer 1000 LE	'17	27x9-14	27x11-14
	SXS1000M3P Pioneer 1000 EPS	'17	27x9-12	27x11-12
	SXS1000M5 Pioneer 1000-5	'16	27x9-12	27x11-12
	SXS1000M5D Pioneer 1000-5 DELUXE	'17	27x9-14	27x11-14
	SXS1000M5LH Pioneer 1000-5 LE	'17	27x9-14	27x11-14
	SXS1000M5PH Pioneer 1000-5	'17	27x9-12	27x11-12
KAWASAKI				
50	KFX 50	'03-06	16x8-7	16x8-7
		'07-09, '13-14	16x8-7	16x8-7
		'17	16x8-7	16x8-7
80	KFX 80	'03-06	19x7-8	19x7-8
90	KFX 90	'07-14, '17	18x7-8	18x9-8
110	KLF 110 Mojave	'87-88	20x7-8	21x9-8
	KLT 110	'84-85	21x9-8	22x11-8
		'86	21x9-8	22x11-8
160	KLT 160	'85	21x9-8	22x11-8
185	KLF 185 Bayou	'85-88	21x9-8	22x11-8
	KLT 185	'86-87	21x9-8	22x11-8
200	KLT 200	'81-84	22x11-8	22x11-8
220	KLF 220 Bayou	'88-99	22x8-9	22x10-10
		'00-02	22x8-9	22x10-10
250	KFX 250 Mojave	'04	21x7-10	22x10-10
	KLF 250 Bayou	'03-11	21x8-9	22x10-10
	KLT 250	'81-83	22x11-8	25x12-9
		'84	22x11-8	25x12-9
	KSF 250 Mojave	'87-99	21x7-10	22x11-10
		'00-03	21x7-10	22x11-10
	KXF 250 Tecate 4	'87-88	21x7-10	22x11-10
	KXT 250 Tecate	'84-85	22x11-10	22x11-10
		'86-87	23x9-11	22x11-10
300	KEF 300 Lakota Sport	'01-03	22x9-10	22x11-10
	KEF 300 Lakota Utility	'95-99	22x8-10	22x11-10
		'00	22x8-10	22x11-10
	KLF 300 Bayou 2x4	'86-87	22x9-10	24x11-10
		'88	22x9-10	24x11-10
		'89-04	22x9-10	24x11-10
	KLF 300 Bayou 4x4	'89-99	24x8-11	24x10-11
		'00-04	24x8-11	24x10-11
	KVF 300 Brute Force	'12-15, '17	22x7-10	22x10-10
	KVF 300 Prairie 2x4	'99	25x8-12	25x11-10
		'00-02	25x8-12	25x11-10
	KVF 300 Prairie 4x4	'99	25x8-12	25x11-10
		'00-02	25x8-12	25x11-10
360	KVF 360 Prairie 2x4	'03-09	25x8-12	25x10-12
	KVF 360 Prairie 4x4	'03-13	25x8-12	25x10-12
400	KFX 400	'03-06	22x7-10	20x10-9
	KLF 400 Bayou 4x4	'93-99	24x8-11	24x10-11
	KVF 400 Prairie 2x4	'98-99	25x8-12	25x12-10
		'00-02	25x8-12	25x12-10
	KVF 400 Prairie 4x4	'97-99	25x8-12	25x12-10
		'00-02	25x8-12	25x12-10
450	KFX 450R	'08-14	21x7-10	20x10-9
650	KVF 650 Brute Force 4x4	'05-13	25x8-12	25x10-12
	KVF 650 Brute Force 4x4i	'06-13	25x8-12	25x10-12
	KVF 650 Prairie 4x4	'02-03	25x8-12	25x10-12
700	KFX 700	'04-09	22x7-10	22x11-10

cc	Model	Year	Front Tire	Rear Tire
KAWASAKI (cont'd...)				
700	KVF 700 Prairie 4x4	'04-06	25x8-12	25x10-12
750	KVF 750 Brute Force 4x4i	'05-15, '17	25x8-12	25x10-12
	KVF 750 Brute Force 4x4i EPS	'12-15, '17	25x8-12	25x10-12
KAWASAKI UTV				
		'91, '93, '95	22x9-10	22x11-10
300	KAF 300 Mule 500	'00-01	22x9-10	22x11-10
	KAF 300 Mule 520	'97-04	22x9-10	22x11-10
	KAF 300 Mule 550	'05-16	22x9-10	22x11-10
400	KAF 400 Mule 600	'05-16	22x9-10	22x11-10
	KAF 400 Mule 610 4x4	'10-16	22x9-10	22x11-10
	KAF 400 Mule 610 4x4 XC	'17	22x9-10	22x11-10
	KAF 400 Mule SX 4x4	'17	24x9-10	24x11-10
	KAF 400 Mule SX 4x4 XC	'17	26x9-12	26x9-12
450	KAF 450 Mule 1000	'88	22x11-10	22x11-10
540	KAF 540 Mule 2010	'90	22x11-10	22x11-10
	KAF 540 Mule 2020	'90	22x11-10	22x11-10
	KAF 540 Mule 2030	'91	22x11-10	22x11-10
620	KAF 620 Mule 2500	'94-00	22x11-10	22x11-10
	KAF 620 Mule 2510 4x4	'93-00	22x11-10	22x11-10
	KAF 620 Mule 2520	'93-00	22x11-10	22x11-10
	KAF 620 Mule 3000	'01-08	23x11-10	23x11-10
	KAF 620 Mule 3010 4x4	'01-08	23x11-10	23x11-10
	KAF 620 Mule 3010 Trans 4x4	'05-08	23x11-10	23x11-10
	KAF 620 Mule 3020	'01-03	23x11-10	23x11-10
	KAF 620 Mule 4000	'09-17	23x11-10	23x11-10
	KAF 620 Mule 4010 4x4	'09-17	23x11-10	23x11-10
	KAF 620 Mule 4010 Trans 4x4	'09-17	23x11-10	23x11-10
750	KRF 750 Teryx	'08-10	26x8-12	26x10-12
	KRF 750 Teryx FI 4x4	'09-13	26x8-12	26x10-12
	KRF 750 Teryx FI 4x4 LE	'11-13	26x8-12	26x10-12
	KRF 750 Teryx FI 4x4 LE SGE	'12	26x8-12	26x10-12
	KRF 750 Teryx FI 4x4 Sport	'09-13	26x8-12	26x10-12
	KRF 750 Teryx LE	'08-10	26x8-12	26x10-12
	KRF 750 Teryx NRA Outdoors	'08-09	26x8-12	26x10-12
	KRF 750 Teryx Sport	'09-10	26x8-12	26x10-12
	KRT 750 Teryx4 4x4	'12	26x8-12	26x10-12
	KRT 750 Teryx4 4x4 EPS	'12-13	26x9-12	26x11-12
	KRT 750 Teryx4 4x4 EPS LE	'12-13	26x9-12	26x11-12
800	KRF 800 Teryx	'14-17	26x9-12	26x11-12
	KRF 800 Teryx LE	'14-17	26x9-12	26x11-12
	KRT 800 Teryx4	'14-17	26x9-12	26x11-12
	KRT 800 Teryx4 LE	'14-17	26x9-12	26x11-12
820	KAF 820 Pro-FX	'16-17	26x9-12	26x11-12
	KAF 820 Pro-FX EPS	'16-17	26x9-12	26x11-12
	KAF 820 Pro-FXT	'15-17	26x9-12	26x11-12
	KAF 820 Pro-FXT EPS	'15-17	26x9-12	26x11-12
950	KAF 950 Mule 2510 Diesel	'00-02	22x11-10	22x11-10
	KAF 950 Mule 3010 Diesel 4x4	'03-08	23x11-10	23x11-10
	KAF 950 Mule 3010 Trans 4x4 Diesel	'07-08	23x11-10	23x11-10
	KAF 950 Mule 4010 Diesel 4x4	'09-13	23x11-10	23x11-10
	KAF 950 Mule 4010 Trans 4x4 Diesel	'09-13	23x11-10	23x11-10
1000	KAF 1000 Pro-DX	'16-17	26x9-12	26x11-12
	KAF 1000 Pro-DX EPS	'16-17	26x9-12	26x11-12
	KAF 1000 Pro-DXT	'16-17	26x9-12	26x11-12
	KAF 1000 Pro-DXT EPS	'16-17	26x9-12	26x11-12
KTM				
450	450 SX	'09-10	20x6-10	18x10-8
	450 XC	'08-10	21x7-10	20x11-9
505	505 SX	'09-10	20x6-10	18x10-8
525	525 XC	'08-10	21x7-10	20x11-9
POLARIS				
50	Outlaw 50	'08-17	16x6.5-7	16x8-7
	Predator 50	'04-06	16x6.5-7	16x8-7
		'07	16x6.5-7	16x8-7
	Scrambler 50	'01-02	16x8-7	16x8-7
		'03	16x8-7	16x8-7
90	Outlaw 90	'07-14	19x7-8	18x9.5-8
	Predator 90	'03-06	19x7-8	18x9.5-8
	Scrambler 90	'01-02	18x7-7	18x9.5-8
	Sportsman 90	'01-06	19x7-8	18x9.5-8

ATV/UTV TIRE REFERENCE

cc	Model	Year	Front Tire	Rear Tire
POLARIS (cont'd...)				
90		'07-14	19x7-8	18x9.5-8
110	Outlaw 110	'15-17	19x7-8	18x9.5-8
	Sportsman 110	'15-17	19x7-8	18x9.5-8
200	Phoenix 200	'05-17	21x7-10	20x10-9
	Sawtooth	'06-07	21x7-10	21x10-10
250	Big Boss 250 4x6	'89	22x8-10	22x11-10 Front
		'90-92	22x8-10	22x11-10 Front
	Big Boss 250 6x6	'91-92	25x8-12	25x12-10 Front
		'93	25x8-12	25x12-10 Front
	Cyclone 250X	'87	23x7-10	22x11-10
	Scrambler 250	'85-86	23x7-10	22x11-10
	Trail Blazer 250	'90	23x7-10	22x11-10
		'91	23x7-10	22x11-10
		'92	23x7-10	22x11-10
		'93	23x7-10	22x11-10
		'94	23x7-10	22x11-10
		'95-98	23x7-10	22x11-10
		'99	23x7-10	22x11-10
		'00-02	23x7-10	22x11-10
	Trail Blazer 250	'03-06	23x8-12	22x11-10
	Trail Boss 250	'91-93	23x7-10	22x11-10
		'94	23x7-10	22x11-10
		'95-99	23x7-10	22x11-10
	Trail Boss 250 2x4	'88-89	23x7-10	22x11-10
		'90	23x7-10	22x11-10
		'91-93	23x7-10	22x11-10
	Trail Boss 250 4x4	'87-93	23x7-10	22x11-10
	Trail Boss 250R/ES	'85-88	23x7-10	22x11-10
	Xplorer 250 4x4	'00-02		
300	300 2x4	'94-95		Front
	300 4x4	'94-95		22
	Big Boss 300 6x6	'94	25x8-12	25x12-10 Front
				22
	Hawkeye 2x4	'06-10		
	Hawkeye 4x4	'06-07		
	Sportsman 300	'08-10		
	Trail Boss 300 2x4	'95	23x7-10	22x11-10
	Trail Boss 300 4x4	'95	23x7-10	22x11-10
	Xplorer 300 4x4	'96-99	23x7-10	24x11-10 Front
				22
	Xpress 300	'00-01	23x7-10	24x11-10
325	Magnum 325 2x4	'96-99	23x7-10	24x11-10
	Magnum 325 4x4	'00-02	24x8-12	24x11-10
	Trail Boss 325	'99	23x7-10	22x11-10
	Trail Boss 325	'00	23x7-10	22x11-10
	Trail Boss 325	'01	23x7-10	22x11-10
	Trail Boss 325	'02	23x7-10	22x11-10
	Xpedition 325	'00-02	24x8-12	24x11-10
330	Ace	'14-15	25x8-12	25x10-12
	ATP 330	'04-05	24x8-12	24x11-12
	Magnum 330 2x4	'03-05	24x8-12	24x11-12
	Magnum 330 4x4	'03-06	24x8-12	24x11-12
	Sportsman ETX	'15	24x8-12	24x10-12
	Trail Blazer 330	'08-13	23x8-12	22x11-10
	Trail Boss 330	'03-13	23x8-12	22x11-10
335	Sportsman 335	'98-00	23x7-10	24x11-10
	Worker 335	'99	23x7-10	24x11-10
350	Big Boss 350L 6x6	'93	25x8-12	25x12-10 Front
				22
	Trail Boss 350L 2x4	'90-93	23x7-10	24x11-10
	Trail Boss 350L 4x4	'90-91	25x8-12	25x12-10

cc	Model	Year	Front Tire	Rear Tire
POLARIS (cont'd...)				
350				Front
				22
		'92	25x8-12	25x12-10
				Front
				22
		'93	25x8-12	25x12-10
				Front
				22
400	400L 2x4	'94-95	23x7-10	24x11-10
	400L 4x4	'94	25x8-12	25x12-10
				Front
				22
	Big Boss 400L 6x6	'94-97	25x8-12	25x12-10
				Front
				22
	Scrambler 400 2x4	'00	23x7-10	22x11-10
		'01	23x7-10	22x11-10
		'02	23x7-10	22x11-10
	Scrambler 400 4x4	'95	23x7-10	22x11-10
				Front
				22
		'96-02	23x7-10	22x11-10
				Front
				22
	Sport 400L	'94-95	23x7-10	22x11-10
		'96-99	23x7-10	22x11-10
	Sportsman 400	'01-02	25x8-12	25x11-10
		'03-05	25x8-13	25x11-11
	Sportsman 400 4x4	'93	25x8-12	25x11-10
		'94-96	25x8-12	25x11-10
				Front
				22
	Sportsman 400 H.O.	'07-08	25x8-12	25x11-10
	Sportsman 400 H.O.	'09-14	25x8-12	25x10-12
	Sportsman 400L	'97	25x8-12	25x11-10
	Trail Blazer 400	'03	23x8-12	22x11-10
	Xplorer 400 4x4	'95	25x8-12	25x12-10
				Front
				22
	Xplorer 400L	'96-01	25x8-12	25x12-10
		'02	25x8-12	25x12-10
				Front
				22
	Xpress 400L	'96-97	23x7-10	24x11-10
425	Magnum 425 2x4	'95-98	23x7-10	24x11-10
	Magnum 425 4x4	'95-98	25x8-12	25x11-10
				Front
				22
	Magnum 425 6x6	'96	25x8-12	25x12-10
				Front
				22
		'97		
	Xpedition 425	'00-02	25x8-12	25x11-10
450	Outlaw 450 MXR	'08-10	21x7-10	20x11-9
	Sportsman 450	'06-07	25x8-12	25x11-12
	Sportsman 450 H.O.	'17	24x8-12	24x10-12
	Sportsman 450 H.O. EPS	'17	24x8-12	24x10-12
	Sportsman 450 H.O. Utility Edition	'17	24x8-12	24x10-12
500	Ace 500	'17	24x8-12	24x10-12
	ATP 500	'04-05	25x8-12	25x11-12
	Big Boss 500 6x6	'98-99	25x8-12	25x12-10
				Front
				22
	Diesel 500	'99-02	25x8-12	25x11-10
	Magnum 500 2x4	'02	25x8-12	25x11-10
	Magnum 500 4x4	'99-03	25x8-12	25x11-10
	Outlaw 500	'06-07	21x7-10	20x11-9
	Predator 500	'03-07	21x7-10	20x11-10
	Scrambler 500 2x4	'01	23x7-10	22x11-10
		'02	23x7-10	22x11-10
	Scrambler 500 4x4	'97-99	23x7-10	22x11-10
		'00-02	23x7-10	22x11-10
				Front
				22

STREET
V-TWIN
OFFROAD
ATV / UTV
TUBES / ACCESSORIES
TRAILER
TOOLS / REPAIR
PROMOTIONAL
REFERENCE
INDEX

ATV/UTV TIRE REFERENCE

STREET
V-TWIN
OFFROAD
ATV / UTV
TUBES / ACCESSORIES
TRAILER
TOOLS / REPAIR
PROMOTIONAL
REFERENCE
INDEX

cc	Model	Year	Front Tire	Rear Tire
POLARIS (CONT'D...)				
500		'03-07	23x7-11	22x11-11 Front
		'08	23x7-10	22x11-10 Front
		'09	23x7-10	22x11-10 Front
	Scrambler 500 4x4	'10-12	23x8-12	22x11-10 Front
	Sportsman 500 4x4	'96-00	25x8-12	25x11-10
	Sportsman 500 6x6	'00-02	25x8-12	25x11-10
		'03-07	25x8-12	25x11-10
		'08	25x8-12	25x11-10
	Sportsman 500 EFI Deluxe	'07	25x8-12	25x11-10
	Sportsman 500 EFI Touring	'08	25x8-12	25x11-10
	Sportsman 500 EFI Touring	'09-10	25x8-12	25x11-12
	Sportsman 500 EFI X2	'06-07	25x8-12	25x11-12
		'08	25x8-12	25x11-12
	Sportsman 500 EFI X2	'09	25x8-12	25x11-12
	Sportsman 500 EFI X2 Deluxe	'07	25x8-12	25x11-12
	Sportsman 500 Forest	'11-12	25x8-12	25x11-12
	Sportsman 500 Forest Tractor	'11-12	25x8-12	25x11-12
	Sportsman 500 H.O.	'01-02	25x8-12	25x10-12
		'03-07	25x8-12	25x10-12
		'08	25x8-12	25x10-12
		'09-13	25x8-12	25x10-12
	Sportsman 500 H.O. EFI	'06-07	25x8-12	25x10-12
		'08	25x8-12	25x10-12
	Sportsman 500 H.O. EFI	'09	25x8-12	25x10-12
	Sportsman 500 H.O. Polaris Pursuite LE	'12	25x8-12	25x10-12
	Sportsman 500 H.O. RSE	'01	25x8-12	25x11-10
	Sportsman 500 H.O. Touring	'10-13	25x8-12	25x10-12
	Sportsman 500 RSE	'99-00	25x8-12	25x11-10
	Worker 500	'99-01	25x8-12	25x11-10
	X2 500 EFI	'07	25x8-12	25x11-10
	Xplorer 500 4x4	'97	25x8-12	25x11-10
525	Outlaw 525 IRS	'07-11	21x7-10	20x11-9
	Outlaw 525 S	'08-10	21x7-10	20x11-9
550	Sportsman 550	'12-13	26x8-14	26x10-14
	Sportsman 550 EFI	'10-11	26x8-14	26x10-14
	Sportsman 550 EFI Touring w/ EPS	'10-11	26x8-14	26x10-14
	Sportsman 550 EFI w/ EPS	'10-11	26x8-14	26x10-14
	Sportsman 550 EFI XP	'09	26x8-14	26x10-14
	Sportsman 550 EFI XP w/ EPS	'09	26x8-14	26x10-14
	Sportsman 550 EPS	'12-14	26x8-14	26x10-14
	Sportsman 550 EPS LE	'11-14	26x8-14	26x10-14
	Sportsman 550 Forest	'11-12	26x8-14	26x10-14
	Sportsman 550 LE	'13	26x8-14	26x10-14
	Sportsman 550 Touring EPS	'12-14	26x8-14	26x10-14
	Sportsman 550 X2	'10-14	26x8-14	26x10-14
570	Ace 570	'15-17	25x8-12	25x10-12
	Ace 570 SP	'15-17	25x8-12	25x10-12
	Sportsman 570	'14-17	25x8-12	25x10-12
	Sportsman 570 EPS	'14-17	25x8-12	25x10-12
	Sportsman 570 SP	'15-17	26x8-14	26x10-14
	Sportsman 570 Touring	'14-17	25x8-12	25x10-12
	Sportsman 570 Touring EPS	'15-17	25x8-12	25x10-12
	Sportsman 570 Touring SP	'15-17	25x8-14	25x10-14
	Sportsman 570 X2 EPS	'15-17	25x8-12	25x10-12
	Sportsman Big Boss 6x6 570 EPS	'17	25x8-14	25x10-14
600	Sportsman 600	'03-05	25x8-12	25x11-12
700	Sportsman 700	'02-06	25x8-12	25x10-12
	Sportsman 700 EFI	'04-07	25x8-12	25x10-12
	Sportsman 700 EFI X2	'08	25x8-12	25x10-12
	Sportsman 700 MV	'06-07, '10	25x8-12	25x10-12
	Sportsman MV7	'05	25x8-12	25x10-12
800	Sportsman 800 Big Boss 6x6	'12-14	25x8-12	25x11-12
	Sportsman 800 EFI	'05-13	25x8-12	25x11-12
	Sportsman 800 EFI 6x6 Big Boss	'09-11	25x8-12	25x11-12
	Sportsman 800 EFI Deluxe	'07	25x8-12	25x11-12

cc	Model	Year	Front Tire	Rear Tire
POLARIS (CONT'D...)				
800	Sportsman 800 EFI Touring	'08-09	25x8-12	25x11-12
	Sportsman 800 EFI X2	'07-09	25x8-12	25x11-12
	Sportsman 800 EFI X2 Deluxe	'07	25x8-12	25x11-12
	Sportsman 800 Forest	'12	25x8-12	25x11-12
	Sportsman 800 Forest 6x6	'12	25x8-12	25x11-12
	Sportsman 800 H.O. EFI	'08-10	25x8-12	25x11-12
	Sportsman 800 H.O. EFI Military	'08	25x8-12	25x11-12
	X2 800 EFI	'07	25x8-12	25x11-10
850	Scrambler 850	'15-17	26x8-14	26x10-14
	Scrambler 850 H.O. XP	'13-14	26x8-14	26x10-14
	Scrambler 850 H.O. XP EPS LE	'13-14	26x8-14	26x10-14
	Sportsman 850	'15-17	26x8-14	26x10-14
	Sportsman 850 EFI Touring EPS	'10-11	26x8-14	26x10-14
	Sportsman 850 EFI X2	'11	26x8-14	26x10-14
	Sportsman 850 EFI XP	'09	26x8-14	26x10-14
	Sportsman 850 EFI XP	'10-11	26x8-14	26x10-14
	Sportsman 850 EFI XP w/ EPS	'09	26x8-14	26x10-14
	Sportsman 850 EFI XP w/ EPS	'10-11	26x8-14	26x10-14
	Sportsman 850 Forest	'11-12	26x8-14	26x10-14
	Sportsman 850 H.O. Touring EPS	'12-14	26x8-14	26x10-14
	Sportsman 850 H.O. Touring EPS LE	'12-14	26x8-14	26x10-14
	Sportsman 850 H.O. WV	'14	26x8-15	26x10-15
	Sportsman 850 H.O. XP	'12-13	26x8-14	26x10-14
	Sportsman 850 H.O. XP EPS	'12-14	26x8-14	26x10-14
	Sportsman 850 H.O. XP EPS LE	'12-14	26x8-14	26x10-14
	Sportsman 850 SP	'15-17	26x8-14	26x10-14
	Sportsman 850 Touring SP	'15-17	26x8-14	26x10-14
900	Ace 900 XC	'17	27x9-12	27x11-12
1000	Scrambler 1000 XP	'14-17	26x8-14	26x10-14
	Sportsman 1000 XP	'15-17	26x8-14	26x11-14
	Sportsman 1000 XP Touring	'15-17	26x8-14	26x11-14
POLARIS UTV				
	Ranger EV	'10-17	25x9-12	25x9-12
	Ranger EV LSE	'11	25x10-12	25x11-12
	Ranger EV Li-Ion	'16-17	25x9-12	25x9-12
170	RZR 170	'09-17	19x7-8	20x10-9
330	Ranger ETX	'15	25x8-12	25x11-12
400	Ranger 400	'13-14	25x8-12	25x11-12
	Ranger 400 4x4	'10-12	25x10-12	25x11-12
425	Ranger 425 2x4	'01-03	25x10-12	25x11-10
	Ranger 425 2x4	'04	25x10-12	25x11-12
500	Ranger 500 2x4	'05-07	25x10-12	25x11-12
		'08	25x10-12	25x11-12
		'09	25x10-12	25x11-12
	Ranger 500 4x4	'01-02	25x10-12	25x11-10
		'03	25x10-12	25x11-10
	Ranger 500 4x4	'04-07	25x10-12	25x11-12
	Ranger 500 4x4 EFI	'06-07	25x10-12	25x11-12
		'08	25x10-12	25x11-12
		'09-10	25x10-12	25x11-12
		'11	25x10-12	25x11-12
	Ranger 500 6x6	'98-03	25x10-12	25x11-10
	Ranger 500 6x6	'04-05	25x10-12	25x11-12
	Ranger 500 EFI	'13, '17	25x8-12	25x11-12
	Ranger 500 EFI LE	'12-13	25x8-12	25x11-12
	Ranger Crew 500	'11-12	25x10-12	25x11-12
	Ranger Crew 500 EFI	'13	25x10-12	25x11-12
	Ranger Crew 500 LE	'13	25x10-12	25x11-12
	Ranger Crew 500 Turbo Silver LE	'12	25x10-12	25x11-12
570	Ranger 570	'14-17	25x8-12	25x11-12
	Ranger 570 EPS Full-Size	'15	26x9-12	26x11-12
	Ranger 570 EPS LE	'14	25x8-12	25x11-12
	Ranger 570 Full-Size	'15-17	25x10-12	25x11-12
	Ranger Crew 570	'14-15	25x10-12	25x10-12
	Ranger Crew 570 EPS Full-Size	'15-17	26x9-12	26x11-12
	Ranger Crew 570 Full-Size	'15-17	26x9-12	26x11-12
	Ranger Crew 570 LE	'14	26x9-12	26x11-12
	Ranger Crew 570-6	'17	25x10-12	25x10-12
	RZR 570	'12-17	25x8-12	25x10-12
	RZR 570 EPS LE	'14	25x8-12	25x10-12
	RZR 570 EPS Trail LE	'13-14	25x8-12	25x10-12
	RZR 570 EPS Trail LE	'15	25x8-12	25x10-12
	RZR 570 S EPS	'17	27x9-12	27x12-12
650	Ranger 650 TM	'04-06	25x10-12	25x11-12

ATV/UTV TIRE REFERENCE

cc	Model	Year	Front Tire	Rear Tire
POLARIS ATV (cont'd...)				
700	Ranger 700 4x4 EFI	'07	25x10-12	25x11-12
	Ranger 700 6x6 EFI	'06-09	25x10-12	25x11-12
	Ranger 700 HD	'09	25x10-12	25x11-12
	Ranger 700 MVRV 4x4	'07-08	25x10-12	25x11-12
	Ranger 700 MVRV 6x6	'08	25x10-12	25x11-12
	Ranger 700 XP	'05-09	25x10-12	25x11-12
	Ranger Crew 700	'08-09	25x10-12	25x11-12
800	Ranger 800 6x6	'10-16	25x10-12	25x11-12
	Ranger 800 EFI	'13-14	25x10-12	25x11-12
	Ranger 800 EFI LE	'13-14	25x10-12	25x11-12
	Ranger 800 EFI Mid-Size	'13-14	25x8-12	25x11-12
	Ranger 800 EFI Mid-Size LE	'13-14	25x8-12	25x11-12
	Ranger 800 HD	'10	25x10-12	25x11-12
	Ranger 800 HD EPS	'11-12	25x10-12	25x11-12
	Ranger 800 MVRV 4x4	'08	25x10-12	25x11-12
	Ranger 800 MVRV 6x6	'08	25x10-12	25x11-12
	Ranger 800 XP	'10-12	25x10-12	25x11-12
	Ranger 800 XP EPS	'10-12	25x10-12	25x11-12
	Ranger 800 XP EPS LE	'12	25x10-12	25x11-12
	Ranger 800 XP LE	'12	25x10-12	25x11-12
	Ranger Crew 800	'10-14	26x9-12	26x11-12
	Ranger Crew 800	'11-12	25x10-12	25x11-12
	Ranger Crew 800 EPS	'10-12	25x10-12	25x11-12
	Ranger Crew 800 EPS LE	'12-13	26x9-12	26x11-12
	RZR 4 800	'12-13	27x9-12	27x11-12
	RZR 4 800 EPS LE	'13-14	27x9-12	27x11-12
	RZR 4 800 EPS Robby Gordon	'11	27x9-12	27x11-12
	RZR 4 800 EPS Robby Gordon LE	'12	27x9-12	27x11-12
	RZR 4 800 Gordon Edition	'12	27x9-12	27x11-12
	RZR 4 800 Robby Gordon Edition	'10-11	27x9-12	27x11-12
	RZR 800	'08-14	25x8-12	25x10-12
	RZR 800 EPS	'10-11	25x8-12	25x10-12
	RZR 800 EPS LE	'12-14	25x8-12	25x10-12
	RZR 800 LE	'12-13	25x8-12	25x10-12
	RZR 800 S	'09-14	27x9-12	27x11-12
	RZR 800 S EPS LE	'13-14	27x9-12	27x11-12
	RZR 800 S LE	'12-13	27x9-12	27x11-12
	RZR 800 S Military	'09	27x9-12	27x11-12
	RZR 800 SW Military	'11	27x9-12	27x11-12
	RZR 800 XC	'14	25x8-12	25x10-12
900	Ranger 900 XP	'13-17	25x10-12	25x11-12
	Ranger 900 XP EPS	'15-17	26x9-12	26x11-12
	Ranger 900 XP LE	'13-14	25x10-12	25x11-12
	Ranger Crew 900	'14-15	26x9-12	26x11-12
	Ranger Crew 900 EPS	'14-15	26x9-12	26x11-12
	Ranger Crew 900 LE	'14	26x9-12	26x11-12
	Ranger Crew 900 XP	'17	26x9-12	26x11-12
	Ranger Crew 900 XP EPS	'17	26x9-12	26x11-12
	Ranger Crew 900-6	'15	26x9-12	26x11-12
	Ranger Crew 900-6 EPS	'15	26x9-12	26x11-12
	Ranger Crew Diesel	'12-17	26x9-12	26x11-12
	Ranger Diesel	'11-17	25x10-12	25x11-12
	Ranger Diesel HST	'15-17	25x10-12	25x11-12
	RZR 4 900 EPS	'15-17	27x9-12	27x11-12
	RZR 4 900 EPS LE	'14	27x9-12	27x11-12
	RZR 4 900 XP	'12-13	27x9-12	27x11-12
	RZR 4 900 XP EPS LE	'13	27x9-12	27x11-12
	RZR 4 900 XP LE	'12	27x9-12	27x11-12
	RZR 900	'17	26x8-12	26x9-12
	RZR 900 H.O. XP Jagged X Edition	'13	26x9-12	26x12-12
	RZR 900 EPS	'17	26x8-12	26x9-12
	RZR 900 EPS Trail	'15-16	26x8-12	26x9-12
	RZR 900 S	'15-17	27x9-12	27x11-12
	RZR 900 S EPS	'15-17	27x9-12	27x11-12
	RZR 900 XC	'15-17	27x9-14	27x11-14
	RZR 900 XP	'11-12	27x9-12	27x11-12
	RZR 900 XP EFI	'13-15	27x9-12	27x11-12
	RZR 900 XP EPS LE	'13-14	27x9-12	27x11-12
	RZR 900 XP LE	'11-12	27x9-12	27x11-12
925	RZR 4 925 XP Turbo EPS	'16-17	29x9-14	29x11-14
	RZR 925 XP Turbo EPS	'16-17	29x9-14	29x11-14
1000	General 1000 EPS	'16-17	27x9R12	27x11R12
	General 4 1000 EPS	'17	27x9-14	27x11-14
	Ranger 1000 XP	'17	26x9-12	26x11-12
	Ranger 1000 XP EPS	'17	26x9-12	26x11-12

cc	Model	Year	Front Tire	Rear Tire
POLARIS ATV (cont'd...)				
1000	Ranger Crew 1000 XP	'17	26x9-12	26x11-12
	Ranger Crew 1000 XP EPS	'17	26x9-12	26x11-12
	RZR 1000 S EPS	'17	27x9-12	27x11-12
	RZR 1000 XP EPS	'14-17	29x9-14	29x11-14
	RZR 1000 XP EPS LE	'14	29x9-14	29x11-14
	RZR 4 1000 XP EPS	'14-17	29x9-14	29x11-14
SUZUKI				
50	LT50 QuadRunner	'84-87	145/70-6	145/70-6
	LT-A50 QuadMaster	'02-05	16x8-7	16x8-7
	LT-Z50 QuadSport	'06-09	16x8-7	16x8-7
		'15-17	16x8-7	16x8-7
80	LT80 QuadSport	'87-88	19x7-8	19x7-8
		'89-95	19x7-8	19x7-8
		'96-06	19x7-8	19x7-8
90	LT-Z90 QuadSport	'07-09	19x7-8	19x7-8
		'14-17	19x7-8	19x7-8
125	ALT125	'83-86	22x11-8	22x11-8
	LT125	'83-87	22x11-8	22x11-8
150	ALT50	'83-84	22x11-8	22x11-8
160	LT160	'03-04	20x7-8	22x10-8
	LT160E	'89	20x7-8	22x10-8
		'90-92	20x7-8	22x10-8
	LT-F160 QuadRunner	'91-97	20x7-8	22x10-8
		'98-01	20x7-8	22x10-8
		'02-04	20x7-8	22x10-8
185	ALT185	'85	22x11-8	22x11-8
	LT185	'84-87	22x7-8	22x11-8
230	LT230E QuadRunner	'87	21x7-10	22x11-9
		'88-93	21x7-10	22x11-9
	LT230GE	'85-86	21x8-9	22x11-8
	LT230S QuadSport	'85-88	21x7-10	22x11-9
	LT-F230	'86-87	21x7-10	22x11-9
250	LT250EF	'85	21x8-9	22x11-9
		'86	21x8-9	22x11-9
	LT250R QuadRacer	'85-92	21x7-10	22x10-10
	LT250S	'89-90	21x7-10	22x11-9
	LT-4WD QuadRunner 250	'87-98	22x8-10	24x11-10
	LT-4WDX King Quad 250	'96-98	22x8-10	24x11-10
	LT-F250 Ozark	'02-14	22x7-11	22x10-9
	LT-F250 QuadRunner	'88-01	22x8-10	24x11-10
		'02	22x8-10	24x11-10
	LT-F250F QuadRunner 4x4	'99-02	22x8-10	24x11-10
	LT-Z250 QuadSport Z	'04	21x7-10	22x11-9
		'05-09	21x7-10	22x11-9
300	LT300E	'87-89	21x8-9	25x12-9
	LT-F300F KingQuad 4x4	'99-02	24x8-11	25x10-12
	LT-F4WDX King Quad 300	'91-98	24x8-11	25x10-12
400	LT-A400F Eiger 4x4 Auto	'02-07	25x8-12	25x10-12
	LT-A400F KingQuad AS	'08-10	25x8-12	25x10-12
	LT-A400F KingQuad Asi	'11-17	25x8-12	25x10-12
	LT-F400F Eiger 4x4	'02-07	25x8-12	25x10-12
	LT-F400F KingQuad FS	'08-10	25x8-12	25x10-12
	LT-F400F KingQuad FSi	'11-17	25x8-12	25x10-12
	LT-Z400 QuadSport Z	'03-05	22x7-10	20x10-9
		'06-14	22x7-10	20x10-9
	LT-Z400 QuadSport Z LE	'12	22x7-10	20x10-9
450	LT-A450X KingQuad AXi 4x4	'07-10	25x8-12	25x10-12
	LT-R450 QuadRacer	'06-09	20x6-10	18-10-8
500	LT500R QuadRacer	'87	21x7-10	22x11-10
		'88-90	21x7-10	22x11-10
	LT-A500 KingQuad AXi	'10-17	25x8-12	25x10-12
	LT-A500 KingQuad AXi Power Steering	'09-17	25x8-12	25x10-12
	LT-A500F QuadMaster	'00-01	25x8-12	25x10-12
	LT-A500F Vinson 500 4x4 Auto	'02-07	25x8-12	25x10-12
	LT-F500F QuadRunner 4x4	'98-02	25x8-12	25x10-12
	LT-F500F Vinson 500 4x4	'03-07	25x8-12	25x10-12
700	LT-A700X KingQuad 4x4	'05-07	25x8-12	25x10-12
	LT-V700F Twin Peaks 700 4x4	'04-05	25x8-12	25x10-12
750	LT-A750 KingQuad AXi Power Steering	'11-17	25x8-12	25x10-12
	LT-A750X KingQuad AXi 4x4	'08-17	25x8-12	25x10-12
SUZUKI UTV				
620	QUV620F	'05	23x11-10	23x11-10

STREET
V-TWIN
OFFROAD
ATV / UTV
TUBES / ACCESSORIES
TRAILER
TOOLS / REPAIR
PROMOTIONAL
REFERENCE
INDEX

ATV/UTV TIRE REFERENCE

STREET

V-TWIN

OFFROAD

ATV / UTV

TUBES /
ACCESSORIES

TRAILER

TOOLS / REPAIR

PROMOTIONAL

REFERENCE

INDEX

cc	Model	Year	Front Tire	Rear Tire
YAMAHA				
50	YFM50 Raptor	'04-08	16x7-7	16x8-7
	YFZ 50	'17	16x6.5-7	16x7-7
60	YF60S 4-Zinger	'86	15x7-6	15x7-6
	YT60 Zinger	'84-85	15x7-6	15x7-6
80	YFM80 Badger	'85-01	18x7-7	18x8-7
	YFM80 Grizzly	'05-08	18x7-7	18x8-8
	YFM80W Raptor	'02-05	18x7-7	18x8-7
		'06-08	18x7-7	18x8-7
90	YFM90 Raptor	'09-13, '16-17	18x7-8	18x9-8
100	YFM100 Champ	'87-91	18x7-7	20x9-8
125	YFA-1 Breeze125	'89-90	20x7-8	22x10-8
		'91-98	20x7-8	22x10-8
		'99-04	20x7-9	22x10-9
	YFM125 Grizzly	'04-13	20x7-8	22x10-8
	YFM125 Raptor	'11-13	19x6-10	18x9-8
	YT125 Tri-Moto	'80-81	22x11-8	22x11-8
		'82-85	22x11-8	22x11-8
175	YT175 Tri-Moto	'82-83	22x11-8	22x11-8
200	YFM200 Moto-4	'85-89	22x8-10	22x10-8
	YFS200 Blaster	'88-00	21x7-10	21x10-8
		'01-06	21x7-10	21x10-8
	YTM200 Tri-Moto	'83-85	25x12-9	25x12-9
	YTM200E Yamahauler	'83-85	25x12-9	25x12-9
225	YFM225 Moto-4	'86-88	22x8-10	25x12-9
	YTM225 Tri-Moto	'83-86	22x11-8	22x11-8
230	YFU1TW Pro Hauler Turf	'89	22x8-10	24x11-9
	YFU1W Pro Hauler	'89	22x8-10	23x12-9
250	YFB250 Timberwolf 2x4	'92-98	22x7-10	22x11-10
	YFB250FW Timberwolf 4x4	'94-00	23x8-10	23x10-10
	YFM250 Bear Tracker	'99-04	22x7-10	22x10-10
	YFM250 Big Bear	'07-09	22x7-10	22x10-10
	YFM250 Bruin	'05-06	22x7-10	22x10-10
	YFM250 Moto-4	'89-91	22x8-10	25x12-9
	YFM250 Raptor	'08-13	20x7-10	19x10-9
	YFM250 Raptor SE	'08	20x7-10	19x10-9
	YFM250 Raptor SE Custom	'08	20x7-10	19x10-9
	YFM250R Raptor	'11	20x7-10	19x10-9
	YTZ250 Tri-Z	'85	25x8-10	22x11-8
		'86	23x8-12	22x11-9
300	YFM300 Grizzly Automatic	'12-14	22x7-10	22x10-9
350	YFM350 Bruin Auto 2x4	'04-06	25x8-12	25x10-12
	YFM350 Grizzly 4x4 Auto	'07-14	25x8-12	25x10-12
	YFM350 Grizzly Auto	'07-12	25x8-12	25x10-12
	YFM350 Grizzly IRS 4x4 Auto	'07-12	25x8-12	25x10-12
	YFM350 Raptor	'04-13	21x7-10	20x10-9
	YFM350 Wolverine	'06-09	23x8-12	23x10-12
	YFM350ER Moto-4	'87-95	22x8-10	25x12-9
	YFM350F Wolverine 4x4	'95-05	23x8-12	23x10-12
	YFM350FA Bruin Auto 4x4	'04-06	25x8-12	25x10-12
	YFM350FW Big Bear 4x4	'87-99	25x8-12	25x10-12
	YFM350U Big Bear 2x4	'96-99	25x8-12	25x12-9
	YFM350X Warrior	'87-88	22x7-10	22x10-9
		'89-04	22x7-10	22x10-9
	YFP350 Terra Pro	'88	22x8-10	24x11-9
	YFZ350 Banshee	'87-88	21x7-10	22x10-9
		'89-90	21x7-10	22x11-10
		'91-06	21x7-10	22x10-9
400	YFM400 Big Bear 2x4	'00-04	25x8-12	25x11-10
	YFM400 Big Bear 4x4	'00-06	25x8-12	25x10-12
	YFM400 Big Bear IRS 4x4	'07-12	25x8-12	25x10-12
	YFM400 Grizzly 4x4 Auto	'07-08	25x8-12	25x10-12
	YFM400A Kodiak	'00-02	25x8-12	25x10-12
		'03-04	25x8-12	25x10-12

cc	Model	Year	Front Tire	Rear Tire
YAMAHA (CONT'D...)				
400	YFM400F Kodiak 4x4	'93-95	25x8-12	25x10-12
		'96-99	25x8-12	25x10-12
		'00-02	25x8-12	25x10-12
		'03-06	25x8-12	25x10-12
450	YFM450 Grizzly 4x4 Auto	'07-14	25x8-12	25x10-12
	YFM450 Grizzly 4x4 Auto EPS	'11-14	25x8-12	25x10-12
	YFM450 Grizzly 4x4 Auto IRS	'09-10	25x8-12	25x10-12
	YFM450F Kodiak Auto 4x4	'03-06	25x8-12	25x10-12
	YFM450FX Wolverine 4x4	'06-10	23x8-12	23x10-12
	YFZ450	'04-13	21x7-10	20x10-9
	YFZ450 Bill Balance Edition	'06-07	21x7-10	20x10-9
	YFZ450 SE	'07-08	21x7-10	20x10-9
	YFZ450R	'09-17	21x7-10	20x10-9
	YFZ450R SE	'09-17	21x7-10	20x10-9
	YFZ450X	'10-11	21x7-10	20x10-9
	YFZ450X Bill Ballance	'10	21x7-10	20x10-9
	YFZ450X SE	'11	21x7-10	20x10-9
550	YFM550 Grizzly FI 4x4 Auto	'09-14	25x8-12	25x10-12
	YFM550 Grizzly FI 4x4 Auto EPS	'09-14	25x8-12	25x10-12
600	YFM600FW Grizzly 4x4	'98	25x8-12	25x10-10
		'99-00	25x8-12	25x10-12
		'01	25x8-12	25x10-12
660	YFM660F Grizzly 4x4	'02-08	25x8-12	25x10-12
	YFM660R Raptor	'01-05	21x7-10	20x10-9
700	YFM700 Grizzly FI 4x4 Auto	'07-17	25x8-12	25x10-12
	YFM700 Grizzly FI 4x4 Auto EPS	'07-17	25x8-12	25x10-12
	YFM700 Grizzly FI 4x4 Auto EPS SE	'09-17	25x8-12	25x10-12
	YFM700 Raptor	'13-17	21x7-10	20x10-9
	YFM700R Raptor	'06-17	21x7-10	20x10-9
	YFM700R Raptor GYTR Edition	'07	21x7-10	20x10-9
	YFM700R Raptor SE	'07-17	21x7-10	20x10-9
	YFM700 Kodiak	'16-17	25x8-12	25x10-12
	YFM700 Kodiak EPS	'16-17	25x8-12	25x10-12
	YFM700 Kodiak EPS SE	'16-17	25x8-12	25x10-12
YAMAHA UTV				
450	YXR45F Rhino 450	'06-09	25x8-12	25x10-12
660	YXR66F Rhino 660	'04-07	25x8-12	25x10-12
700	YXC700D Viking VI	'15-17	25x8-12	25x10-12
	YXC700P Viking VI EPS	'15-17	25x8-12	25x10-12
	YXC700PSE Viking VI EPS SE	'15-17	25x8-12	25x10-12
	YXE700 Wolverine	'16-17	26x8-12	26x10-12
	YXE700 Wolverine R-Spec	'16-17	26x8-12	26x10-12
	YXE700 Wolverine R-Spec EPS	'16-17	26x8-12	26x10-12
	YXM700D Viking	'14-17	25x8-12	25x10-12
	YXM700P Viking EPS	'14-17	25x8-12	25x10-12
	YXM700PSE Viking SE	'14-17	25x8-12	25x10-12
	YXP700A Pro Hauler 700	'04-06	20x10-8	20x10-8
	YXR700F Rhino 700 FI	'08-13	25x8-12	25x10-12
	YXR700F Rhino 700 FI Auto 4x4 SE	'13	25x8-12	25x10-12
	YXR700F Rhino 700 FI Auto 4x4 SE	'12	25x8-12	25x10-12
1000	YXP1000A Pro Hauler 1000	'04-05	22x11-10	22x11-10
	YXZ1000R	'16-17	27x9-14	27x11-14
	YXZ1000R SE	'16-17	27x9-14	27x11-14
	YXZ1000R SS	'17	27x9-14	27x11-14
	YXZ1000R SS SE	'17	27x9-14	27x11-14

A

Air Chucks 272
 Air Hoses & Fittings 272
 Air Lifts 283-288
 Air Pumps 271
 Air Tools
 Air Tanks 273
 Tire Bead Seating Tank 273
 Air Valve Stem Nut 241

ALLIED WHEEL COMPONENTS

Trailer Tires 252
 Trailer Tire & Wheel Assemblies 252
 Trailer Wheels 253

ATV / UTV 137-228

DWT Wheels 187-189
 GBC tires 146-148
 Hi-Per Wheels 190-198
 ITP Tires 149-159
 ITP Wheels 199-225
 Maxxis Tires 159-163
 Raceline Wheels 176-186
 Sedona Replacement Parts 186
 Sedona Tires 141-145
 Sedona Wheels 164-175
 Tire Reference 137-140
 ATV/UTV Tire Reference 320-328
 Axle Wrenches 254

B

Balancing Beads 234
BIG BIKE PARTS
 Tire Pressure Monitors 244
 Blow Gun 272
BLU
 Tire Pressure Monitoring System 244
BOLT
 Valve Stem Seal 241

C

CAMEL
 Tire Repair Kits 269
COUNTERACT
 Balancing Beads 234
 Inner Tubes 234
 Promotional Items/Displays 293
CRUZ TOOLS
 Axle Wrenches 254
 Tire Irons 263
 Tire Pressure Gauges 270

D

DMP
 Sport Bike Stands 274-275
 Tire Warmers 251
DRC
 Air Valve Stem Nut 241
 Tire Bead Holder 255
 Tire Irons 255
 Valve Tools 255
 Wheel Truing Stands 258
 Dual Purpose Tires 106, 108-109, 116, 126-128, 130-133
DUBYA
 Rim Lock & Valve Stem Cap Kits 241
DWT
 Wheels 187-189

E

Electric Lifts 283

E continued...

EMGO
 Rim Locks 242
 Wrenches, Spoke 260
 Enduro Tires 113-114
EXCEL
 Wrenches, Spoke 260
 Extreme Enduro Tires 104-105

F

FASST
 Rim Lock Spacers 242
FIRE POWER BY WPS
 Tire Irons 263
 Valve Tools 272
 Flat Track Tires 107
 Frame Alignment Tools 273

G

GBC
 Tires 146-148
GENUINE INNOVATIONS
 Tire Repair & Inflators 247

H

HANDY
 Air & Electric Lifts 283-287
HARDDRIVE
 Rims, Victory 90
 Valve Stems & Caps 239
 Wheels 84-90
HARDLINE
 Rollstand 282
HI-PER
 Wheels 190-198

I

Inflators 247
IRC
 Tires 36-38, 111-114
 Tubes 233
ITP
 Aluminum Alloy Wheels 223
 Beadlock Wheels 216
 Mini Quad Wheels 221
 Mod Wheels 224
 Sport Wheels 217-221
 SS Series Wheel 224-226
 Steel & Alloy Wheels 199-212
 Steel Wheels 222
 Tires 149-160
 Trac Loc Wheels 224
 Wheel Accessories 225

J

Jacks 291-292

K

KEITI
 Reflective Wheel Stripe Kits 251
 Tire Gauges 251
 Tire Pens 251
K&L
 Air Lifts 288
 Shop Lifts/Jacks 291-292
 Tire Bead Holder 264
 Tire Bead Starter 264
 Tire Changer Machine 267
 Valve Tools 264
 Wheel Balancer Machine 267

K continued...

K&L
 Wheel Truing Stands 259
 Wheel Weights 242
KNOBBY KNIFE
 Tire Knife 245
KOLD KUTTER
 Traction Screws 239

L

Lug Nuts 186, 225
LYNDALL BRAKES
 Wheels 87

M

MAXIMA
 Promotional Items/Displays 294
MAXXIS
 Tires 117-118, 159-163
MICHELIN
 Promotional Items/Displays 294
 Tires 39-50, 79-81, 121-128
 Tubes 232
MOTION PRO
 Bead Breakers 257, 268
 Master Cylinder Pliers 272
 Promotional Items/Displays 294
 Rim Lock 266
 Rim Locks 242
 Rim Locks/Strip Tape 266
 Rim Protectors 257
 Tire Changing Station 265
 Tire Irons 256, 261, 262-264
 Tire Pressure Gauges 270
 Wheel Truing Stands 256
 Wheel Weights 242, 268
 Wrenches, Axle/tire 256
 Wrenches, Spoke 258, 261

MOTO MPH
 Valve Stems 238
MX Tires 99-105, 111, 117-118, 128-132

N

Nitro Mousse 236
NUETECH
 Nitro Mousse 236
 Tu Bliss 235

O

OFFROAD 91-136
 Dual Purpose Tires 106, 108-109, 116, 126-128
 Enduro Tires 113-114
 Flat Track Tires 107
 IRC 111-114
 Maxxis 117-118
 Michelin 121-128
 MX Tires 99-105, 111, 117-118
 Scooter Tires 110
 Sedona 99-100
 Shinko 101-108
 Tires/Size Conversion Chart 121
 Offroad Tire Reference 314-319
OUTSIDE DISTRIBUTING
 Promotional Items/Displays 295
 Tubes 232

STREET

V-TWIN

OFFROAD

ATV / UTV

TUBES / ACCESSORIES

TRAILER

TOOLS / REPAIR

PROMOTIONAL

REFERENCE

INDEX

P

PARK TOOL USA
Wheel Truing Stands 257

PEDROS
Air Pumps 271

PERFORMANCE TOOL
Air Tanks 273
Tire Bead Seating Tank 273

PIRELLI
Promotional Items/Displays 295
Tires 51-67, 82-83, 128-136
Tubes 233, 237

PROMOTIONAL 293-299
Battery Tender 293
Castrol 293
Clymer 293
Counteract 293
Maxima 294
Michelin 294
Motion Pro 294
Ogio 295
Outside 295
Pirelli 295
S100 296
Shinko 296-297

PSR
Bike Stands 276-280
Head Lift Pins 278-279
Portable Work Table 280
Powerjack 280
Sportbike Stands 280
Tire Warmers 251
Wheel Chock 280

R

RACELINE
Wheels 176-186

REFERENCE 300-328
ATV/UTV Tires 320-328
Offroad Tires 314-319
Street Tires 300-310
V-Twin Tires 311-313

Reflective Wheel Stripe Kits 251

RIDE-ON
LED Valve Stem Smart Caps 250
Roadside Assistance Program 249
Tire Balancer & Sealant 249

Rim Locks & Accessories 242
Rim Lock Spacers 239
Rim Strips 238
Rims, Victory 90
Roadside Assistance Program 249

S

S100
Promotional Items/Displays 296
Scooter Tires 110

SEDONA
ATV Tubes 231
Promotional Items/Displays 298-299
Replacement Parts 186-187
Snow Chains 226-228
Tires 99-100, 141-145
Tubes 230
Wheels 164-175

SHINKO
Promotional Items/Displays 296-297
Tires 19-35, 73-78, 101-108
Shop Jacks 291-292

SLIME
Tire Repair Accessories 248-249

S continued...

SNAP JACK
Jack Tool 282

Snow Chains 226-228
Spoke Wheels 88-89
Spoke Wrenches 258, 260-261
Spoons, Tire 255-256, 261, 262-263
Stands, Bike 276-281
Stands, Sport Bike 274-275

STREET 2-67
IRC 36-38
Michelin 39-50
Pirelli 51-65
Shinko 19-35
Tire Reference 2-18
Street Tire Reference 300-310

T

Tire and Wheel Kits 165-166
Tire Balancers 267
Tire Bead Holder 255
Tire Bead Seating Tank 273
Tire Changer Machine 267
Tire Chucks 272
Tire Gauges 251, 270
Tire Irons 255-257, 261-263
Tire Kits 165-166
Tire Lube 269
Tire Patches 269

TIRE PENZ
Tire Pen Kit 250

Tire Pressure Monitors 244
Tire Pumps 271
Tire Repair Kits 269
Tire Warmers 251

TOOLS / REPAIR 254-292

Air Pumps 271
Air Tanks 273
Bead Breakers 257, 268
Bead Holder 264
Bead Starter 264
Pressure Gauges 270
Repair Kits 269
Rim Locks/Strip Tape 266
Rim Protectors 257
Shop Jacks 291-292
Tire Bead Holder 255
Tire Changing Station 265
Tire Irons 255-263
Valve Stems & Caps 269
Valve Tools 255, 264, 268, 272

Traction Screws 239

TRAILER 252-253

Tires 252
Tire & Wheel Assemblies 252
Wheels 253

TREAD DOCTOR

Tire Knife 245
Truing Stands, Wheel 256-258
Tube Patches 269

TUBES / ACCESSORIES 229-251

Air Valve Stem Nut 241
ATV Tubes 231
Balancing Beads 234
Inflators 247-248
Knobby Knife 245
Nitro Mousse 236
Pirelli 237
Reflective Wheel Stripe Kits 251
Repair Kits 247-249
Rim Accessories 242

T continued...

TUBES / ACCESSORIES 229-251
Rim Locks 242
Rim Lock Spacers 239
Rim Strips 238
Roadside Assistance Program 249
Tire Pens 250-251
Tire Protection System 249
Tire Warmers 251
Traction Screws 239
Tubeless Tire Kit 235
Tubes 230-232
Valve Stem LED Smart Caps 250
Valve Stems & Caps 238-239
Wheel Weights 242-243

TU BLISS

Tubeless Tire Kit 235

U

UNIT

Bead Lifter 263
Tire Changing Stands 265

V

Valve Stem LED Smart Caps 250
Valve Stems 269
Valve Stems & Caps 238-239
Valve Tools 268, 272

VORTEX

Sportbike Stands 281

V-TWIN 68-90

Forged Aluminum 84-87
Lyndall Wheels 87
Michelin 79-81
Pirelli 82-83
Rims, Victory 90
Shinko 73-78
Spoke Wheels 88-89
V-Twin Tire Reference 311-313

W

Wheel Balancer Machine 267
Wheel /Track Kits 165
Custom Wheel Kits 165-166
Wheel Truing Stands 256-259
Wheel Weights 242-243, 268

WPS
Custom Wheel Kits 165-166

Wrenches 260-261
Axle 254
Axle/tire 256
Spoke 258, 260-261
Torque 260

STREET

V-TWIN

OFFROAD

ATV / UTV

TUBES / ACCESSORIES

TRAILER

TOOLS / REPAIR

PROMOTIONAL

REFERENCE

INDEX



STREET

V-TWIN

OFFROAD

ATV / UTV

TUBES /
ACCESSORIES

TRAILER

TOOLS / REPAIR

PROMOTIONAL

REFERENCE

INDEX

STREET

V-TWIN

OFFROAD

ATV / UTV

TUBES /
ACCESSORIES

TRAILER

TOOLS / REPAIR

PROMOTIONAL

REFERENCE

INDEX





STREET

V-TWIN

OFFROAD

ATV / UTV

TUBES /
ACCESSORIES

TRAILER

TOOLS / REPAIR

PROMOTIONAL

REFERENCE

INDEX

INDEX

STREET

Memphis, TN
Warehouse facility;
109,000 sq. ft.



V-TWIN

OFFROAD

ATV / UTV

Elizabethtown, PA
Warehouse facility;
144,000 sq. ft.



TUBES /
ACCESSORIES

TRAILER

TOOLS / REPAIR

Ashley, IN
Warehouse facility;
207,000 sq. ft.



PROMOTIONAL

REFERENCE

INDEX

INDEX

Boise, ID
Corporate Headquarters
and Warehouse facility
258,000 sq. ft.



Midlothian, TX
Warehouse facility;
180,000 sq. ft.



Fresno, CA
Warehouse facility;
100,000 sq. ft.



STREET

V-TWIN

OFFROAD

ATV / UTV

TUBES /
ACCESSORIES

TRAILER

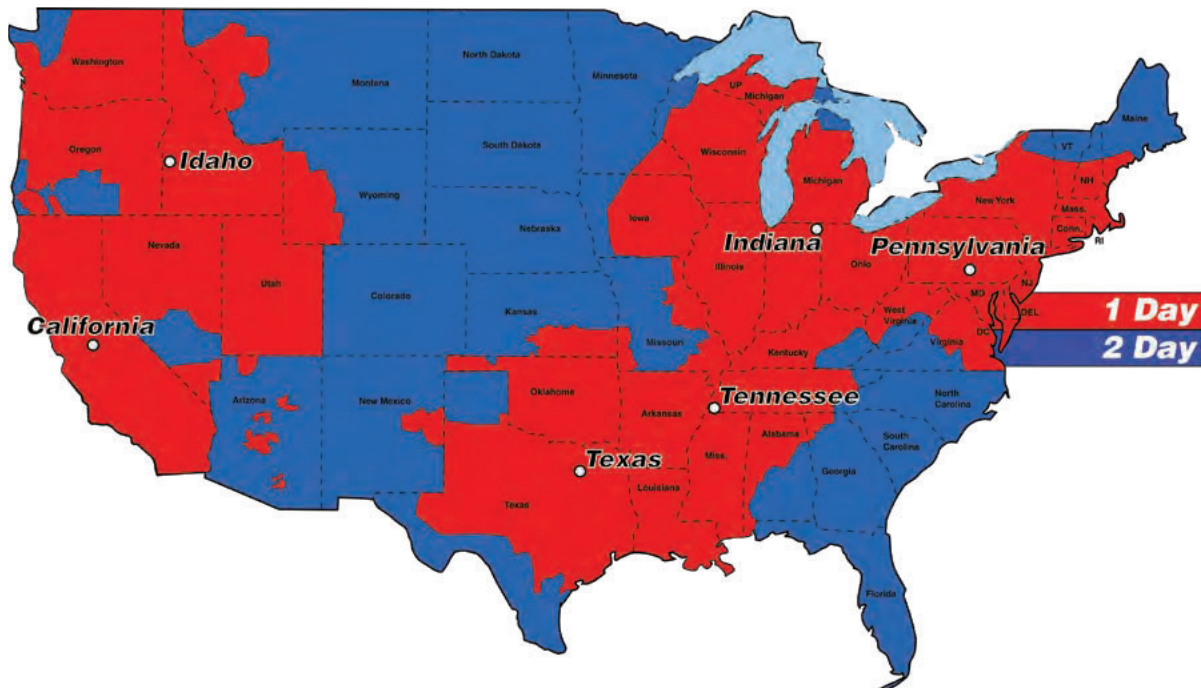
TOOLS / REPAIR

PROMOTIONAL

REFERENCE

INDEX

**BRINGING YOU THE BEST
SERVICE, PRODUCT and
DELIVERY!**



ORDER TOLL FREE
1 (800) 999-3388
OR FAX (800) 326-3813

See us on the Internet: <http://www.wps-inc.com>
 e-mail: Dealer@wps-inc.com

STREET

V-TWIN

OFFROAD

ATV / UTV

TUBES /
ACCESSORIES

TRAILER

TOOLS / REPAIR

PROMOTIONAL

REFERENCE

INDEX