

MARCH 1987


Australia \$2.20, New Zealand \$2.95 (inc. CST), Malaysia \$5.95 **£1.30**

# TELEVISION

SERVICING·PROJECTS·VIDEO·DEVELOPMENTS

**Free Screwdriver**

*with integral wire-stripper*



**Microcomputer chips in TV sets**  
**Dealing with Spillage in VCRs**  
**Faults in CCTV Systems • DX-TV**  
**VCR Clinic • TV Fault Finding**

# MANOR SUPPLIES

MKV PAL COLOUR  
TEST GENERATOR FOR TV & VCR.

TEST  
DEMONSTRATIONS  
AT 172  
WEST END LANE




- ★ 40 different patterns and variations.
- ★ Broadcast transmission accuracy (fully interlaced sync pulses with correct picture blanking).
- ★ EBU colour bars, BBC colour bars, whole rasters & split bars (specially useful for VCR service), white, yellow, cyan, green, magenta, red, blue and black.
- ★ Chequerboard.
- ★ Mono outputs with border castellations, cross hatch, grey scale, vertical lines, horizontal lines and dots. UHF modulator output plugs straight into receiver aerial socket.
- ★ Additional video output for CCTV & VCR.
- ★ Facilities for sound output.
- ★ Easy to build kit, standard parts. Only 2 adjustments. No special test equipment required.
- ★ Mains operated with stabilised power supply.
- ★ All kits fully guaranteed with back-up service.
- ★ Also available with VHF Modulator.

Price of Kit **£70.00**  
Case (10"×6"×2¼") app. **£8.60**  
Optional Sound Module (6MHz or 5.5MHz) **£3.90**  
Built & Tested in Case including Sound Module **£108.00**

SPECIAL TEST  
REPORT  
'TELEVISION'  
DEC. 1982

Post/Packing £2.80  
Add VAT 15% TO ALL PRICES

## PAL COLOUR BAR GENERATOR (Mk4)



- ★ Output at UHF, applied to receiver aerial socket.
- ★ In addition to colour bars R-Y, B-Y etc.
- ★ Cross-hatch, grey scale, peak white and black level.
- ★ Push button controls, battery or mains operated.
- ★ Simple design, only five i.c.s on colour bar P.C.B.

PRICE OF MK 4 COLOUR BAR GENERATOR KIT  
**£30.00. CASE £8.60. BATT HOLDERS £4.20. MAINS  
SUPPLY KIT £4.20 (Combined P&P £2.80).**

MK 4 (BATTERY) BUILT & TESTED **£58.00 + £2.80 P & P.**  
MK 4 (MAINS) BUILT & TESTED **£68.00 + £2.80 P & P.**  
VHF MODULATOR (CH 1 to 4) FOR OVERSEAS **£5.75.**  
EASILY ADAPTED FOR VIDEO OUTPUT & C.C.T.V.

ADD  
VAT  
15%

THORN TX9 MK2/3, TX10, teletext  
Mullard Decoder panel + Interface **£35.00** p.p. £1.80  
THORN TX10, PHILIPS G11 PRESTEL, TELETEXT  
Mullard Units VM 6230, 6330 plus Line Coupler & Interface **£38.00**  
p.p. £2.50

EXTERNAL TELETEXT ADAPTOR  
(RADOFIN) with cable remote control. Fully tested. **£150.00** p.p.  
£3.00. Plugs into aerial socket of any T.V.

## TV SERVICE SPARES

BACKED BY TWENTY YEARS EXPERIENCE & STAFF OF  
TECHNICAL EXPERTS

LOPTs, TRIPLERS, PANELS, TUNERS, SELECTORS ETC.  
SPECIAL OFFER Mullard/Philips quality UHF modulator (audio & video  
input) ex new equipment **£5.00** p.p. £1.00.  
PHILIPS G11 6 position touch tune channel selector units **£16.00** p.p. £1.80  
(can replace earlier mechanical selector unit).  
PHILIPS G11 PANELS (tested).  
Power, Frame, IF, decoder **£18.00** each p.p. £2.00. Scan **£28.00** p.p. £2.80.  
PHILIPS G11 PANELS ex rental (untested).  
Power, Scan **£10.00**, Frame, Decoder **£5.00** p.p. £2.00.  
PHILIPS HANDSETS Ex rental, Teletext, Untested, KT3, K30, CTX, KT4,  
K35 etc. **£3.50** p.p. £1.00.  
FERGUSON Video Manual 3V24 **£8.50** p.p. £2.00  
COLOUR MANUALS p.p. 50p.  
FERGUSON 9800 **£2.00**.  
PHILIPS G11 **£3.50**, KT3 **£3.50**, CTX-E **£1.50**, CTX-S **£1.50**.  
GRUNDIG incorp, GSC200, 1644GB, 1645GB, 4245GB, 4445GB, 6245GB,  
6445GB + CUC95 **£2.00**.  
THORN REMOTE CONTROL HANDSETS  
TX9 ULTRASONIC (3-button) **£15.00**; TX9, TX10 Infra red **£18.00**; TX9,  
TX10 Infra red Teletext **£20.00**, p.p. £1.20.  
THORN ex rental handsets untested 9600, TX9, TX10 **£5.00** p.p. £1.00.  
TX9 Ultrasonic remote handset transducer **£2.00**, switches 3 for **£1.50** p.p. 50p.  
TX9/TX10 Teletext interface panel (1524) **£5.00** p.p. 80p.  
THORN TX9 Ultrasonic Remote/Control/Receiver panels. **£8.50** p.p. £1.50.  
THORN TX10 Series Facia Control Panel with 8 position Channel Selector  
**£6.50** p.p. £1.50.  
TX9, TX10 Facia control panel incl. infra-red remote receiver **£8.50** p.p. £1.80.  
THORN TX9, TX10 Saw Filter IF Panel. **£5.00** p.p. 80p.  
TX9, TX10 Remote & tuning control panel (1515) **£10.50** p.p. £1.80.  
SAW FILTER IF AMPLIFIER PLUS TUNER complete and tested for  
T.V. Sound & Vision. **£28.50** p.p. £1.20.  
PAL DECODER KIT (Video to RGB) for Monitors **£27.00** p.p. £1.00.  
PAL ENCODER KIT (RGB to Video) **£18.50** p.p. £1.30.  
TELETEXT DECODERS New & Tested Mullard VM 6101 **£30.00**,  
Texas XM11 **£28.00**, KT3 Tested **£30.00**, Untested **£5.00** p.p. £1.60  
CROSS HATCH UNIT KIT, Aerial Input type, incl. T.V. sync. and  
UHF Modulator, Battery Operated, also gives Peak White & Black  
Levels, can be used for any set. **£12.00** p.p. 80p. (Alum. Case **£2.90** p.p.  
£1.40.) ADDITIONAL GREY SCALE Kit **£2.90** p.p. 45p.  
UHF SIGNAL STRENGTH METER KIT **£22.00** Alum. Case **£2.90**. De  
Luxe Case **£8.60** (Built & Tested **£48.00**) p.p. £2.30.  
CRT TESTER & REACTIVATOR KIT For Colour & Mono complete with  
Case, Panel Meter Indicator - can be adapted for latest CRTs **£29.50**  
p.p. £2.80.  
Built & Tested **£49.50** p.p. £3.00.  
BUSH A823 Convergence, Time Base Panels **£5.00** each, p.p. £1.80.  
GEC 2110 PANELS Sound **£2.50** (tested) p.p. 80p.  
GEC 20AX Line Time Base **£18.00** p.p. £2.00.  
THORN TX9 Panels ex factory for small spares. Includes I.C.s &  
Semiconductors etc. **£3.00** p.p. £1.80.  
THORN TX9 Panels salvaged ex factory for spares incl. LOPT & Mains  
Transformers. **£10.00** p.p. £3.00.  
THORN TX9 Panels ex factory salvaged complete cond. **£20.00** p.p. £3.00.  
THORN 8000, 8500, 8800 IF/Decoder Panels Tested **£10.00** p.p. £2.30.  
THORN 8000/8500 IF/Decoder Panels salvaged **£3.20** p.p. £1.80.  
THORN 9000 IF/Decoder Panel **£6.00** p.p. £2.30.  
THORN 9000 IF/Decoder Panels Salvaged. For spares **£2.50** p.p. £1.80.  
THORN 9000 Frame Time Base **£8.50** p.p. £1.80.  
PHILIPS G8G9 IF/Decoder Panels for small spares incl ICs **£2.50** p.p. £1.60.  
PHILIPS G8 Line Driver Panel incl. Equalizing Coil. **£1.00** p.p. 60p.  
GRUNDIG 8630 Series Variac Tuners **£5.00** p.p. £1.00.  
U321 VARICAP **£7.80** p.p. 80p. Makers Controls HITACHI 4 POSN  
**£9.50**, BUSH 4PSN **£4.80**, DECCA 4PSN **£5.80**, 6PSN **£6.80** p.p. 80p. etc.  
BUSH "TOUCH TUNE" T20/22 Series Fascia Unit **£7.50** p.p. £1.50.  
VARICAP UHF-VHF ELC 2000S **£9.80** p.p. £1.00.  
UHF/625 TUNERS, many different types in stock. DECCA Bradford 5  
position, MULLARD 4 position **£2.50**, JAP Rotary **£4.80** p.p. £1.80.  
TV SOUND IF Panels **£6.80** p.p. £1.00.  
LOPTs New and guar. P/P **£1.50**, Bobbins **80p.**

FERG. HIMV. MARCONI. ULTRA  
1590, 1591, 1612, 1613, 1712 ..... **£4.80**  
FERGUSON 3787 (Normende) ..... **£9.80**  
THORN 1600, 1615, 1690, 1691 ..... **£9.15**  
THORN 3000/3500 SCAN, EHT ..... **£6.90**  
THORN 8000, 8500, 8800 ..... **£12.80**  
THORN 9000 to 9600 ..... **£12.90**  
THORN TX9 ..... **£12.50**  
THORN TX10 ..... **£16.50**

SPECIAL OFFER  
DECCA 1700, 2001, 2020, 2401, 2420 **£3.80**  
GEC 2114/Junior Fineline ..... **£2.80**  
PHILIPS 320 ..... **£2.80**  
RBM A823 ..... **£4.80**  
GEC 2028, 2040, 2100 ..... **£4.80**  
PYE 691-7 chassis type only ..... **£5.00**  
PYE 713, 715, PHILIPS 570, 571 ..... **£6.80**  
PHILIPS K9 ..... **£6.80**  
R.B.M. T20, T22 ..... **£9.80**  
R.B.M. T20, T22 Bobbin ..... **£5.60**  
DECCA Bradford (state Mod No.) ..... **£8.80**  
DECCA 80, 100 ..... **£8.80**  
FIDELITY ZX2000, 3000 ..... **£16.00**  
GEC 2110 series ..... **£10.60**  
ITT CVC 5 to 9, CVC20 ..... **£9.80**  
ITT CVC25, CVC30 series ..... **£8.80**  
ITT CVC45 ..... **£9.80**  
PYE 725 (907) 731 to 741 ..... **£9.20**  
PHILIPS G8 ..... **£8.80**  
PHILIPS G9 ..... **£10.80**  
PHILIPS G11 ..... **£18.50**  
PHILIPS KT3 ..... **£9.80**  
PHILIPS K30, K35 ..... **£18.50**  
PHILIPS CTX-E ..... **£21.00**  
PHILIPS CTX-S ..... **£21.00**

OTHERS AVAILABLE. PRICES ON REQUEST.  
TRIPLERS Full range available. Mono & Colour.  
SPECIAL OFFER TRIPLERS  
THORN 3000/3500 **£2.50**, PYE 725/731 (4 lead) **£1.50** p.p. £1.20.  
THORN 1500 5 Stick **£1.50**, 1500 3 Stick **£1.50** p.p. 80p.  
6-3V CRT Boost Transformers for Colour & Mono **£5.90** p.p. £1.40.  
SPECIAL OFFER Thorn TX10 Focus Control **£5.50** p.p. £1.00.  
CALLERS WELCOME AT SHOP PREMISES  
THOUSANDS OF ADDITIONAL ITEMS, ENQUIRIES INVITED  
LARGE SELECTION TESTED COLOUR PANELS POPULAR MODELS  
Goods available if in stock immediately over shop counter (Mail order between 3 days and  
1 week from receipt of order). ADD VAT 15%.


Telephone 01-794 8751, 794 7346

## MANOR SUPPLIES

172 WEST END LANE, LONDON, NW6 1SD  
NEAR: W. Hampstead Tube Stn. (Jubilee) Buses 28, 159, C11 pass door  
W. Hampstead Brit. Rail Stn. (Richmond, Dalston, Stratford, N. Woolwich)  
W. Hampstead Brit. Rail Stn. (St. Pancras, Bedford)  
Access from all over Greater London.

Mail Order: 64 GOLDERS MANOR DRIVE, LONDON NW11 9HT  
PLEASE ADD VAT 15% TO ALL PRICES INCL P+P





# TELEVISION

March  
1987

Vol. 37, No. 5  
Issue 437

On sale February 18th

## COPYRIGHT

© IPC Magazines Limited, 1987. Copyright in all drawings, photographs and articles published in *Television* is fully protected and reproduction or imitation in whole or in part is expressly forbidden. All reasonable precautions are taken by *Television* to ensure that the advice and data given to readers are reliable. We cannot however guarantee it and we cannot accept legal responsibility for it. Prices are those current as we go to press.

## CORRESPONDENCE

All correspondence regarding advertisements should be addressed to the Advertisement Manager, "Television", King's Reach Tower, Stamford Street, London SE1 9LS. Editorial correspondence should be addressed to "Television", IPC Magazines Ltd., King's Reach Tower, Stamford Street, London SE1 9LS.

## SUBSCRIPTIONS

An annual subscription costs £14 in the UK, £17 overseas (by surface mail). Send orders with payment to Quadrant Subscription Services Ltd., Oakfield House, Perrymount Road, Haywards Heath, Sussex, RH16 3DH.

## BINDERS AND INDEXES

Send orders for binders (£4.50) and indexes (vols. 30-35 only, 75p each) to the Editorial Office, Television, IPC Magazines Ltd., King's Reach Tower, Stamford Street, London SE1 9LS. Prices include VAT and postage. Add 60p for overseas orders.

## BACK NUMBERS

Some back issues published during the last six months are available from the Editorial Office at £1.40 inclusive of postage and packing. Address as above.

## QUERIES

We regret that we cannot answer technical queries over the telephone nor supply service sheets. We will endeavour to assist readers who have queries relating to articles published in *Television*, but we cannot offer advice on modifications to our published designs nor comment on alternative ways of using them. All correspondents expecting a reply should enclose a stamped addressed envelope.

Requests for advice on dealing with servicing problems should be directed to our Queries Service. For details see our regular feature "Service Bureau". Send to the address given above (see "correspondence").

## this month

- 309 Leader**
- 310 Faults in CCTV Systems, Part 1** *Peter Graves*  
Closed-circuit TV systems produce their own particular types of faults. Start of a practical series on the sorts of things that can go wrong and the symptoms produced.
- 312 Opto-isolated RGB Interfacing** *P.J. Dinning, B.Sc.*  
Details of a practical circuit using RS Components opto-isolators to provide RGB and sync coupling between a microcomputer and a modified TV set.
- 315 Dealing with Liquid Spillage in VCRs** *Derek Snelling*  
All is not lost when a VCR suffers from liquid spillage on its innards. Practical guidance on the problems that arise and how to clean and renovate affected boards.
- 316 Teletopics**  
News, comment and developments.
- 318 TV Fault Finding**  
Reports from Alan Shaw, Alfred Damp, J.R. Armagh, Hugh MacMullen and Philip Blundell, Eng. Tech.
- 320 Microcomputers in TV sets** *Peter Marlow, B.Sc.(Hons.), C.Eng.*  
Microcomputer/microcontroller chips are being increasingly used in TV sets to provide tuning and control systems. Use of these devices to provide digital control opens up many possibilities. Details of common microcomputer chips, what they do and how they go about it, with a look at the software involved.
- 325 Review: SSMU1 Signal-strength Meter** *Roger Bunney*  
A "budget-price" u.h.f. signal-strength meter that should be helpful to service engineers, DXers and in particular aerial installation engineers.
- 326 Servicing Mechanical VCRs, Part 1** *Mike Phelan*  
Early VCRs used mechanically activated control systems. They were robustly built and can be bought cheaply second-hand. Start of a new series on servicing the deck and control systems, based on the JVC/Ferguson range of models.
- 329 Next Month in Television**
- 330 Dog Watch** *Les Lawry-Johns*  
Problems with dogs and TVs, in particular the earlier Fidelity 14in. colour portables.
- 331 Letters**
- 334 VCR Clinic**  
Reports from Derek Snelling, Eugene Trundle, Steve Beeching, T.Eng. and Philip Blundell, Eng. Tech.
- 336 Vintage Mains Supplies** *Chas E. Miller*  
A look at the mains supply arrangements in the vintage days and the problems they caused for the radio/TV engineer.
- 337 Market Place** *Eugene Trundle*  
A survey of some recently introduced tools and accessories of use to the service engineer.
- 338 Long-distance Television** *Roger Bunney*  
Reports on DX conditions and reception and news from abroad. Pre-war TV in France and Germany.
- 341 Service Bureau**
- 342 Test Cast 291**

OUR NEXT ISSUE DATED APRIL WILL  
BE PUBLISHED ON MARCH 18





<b>P.V. TUBES</b> 0254 36521 32611 390936	<b>FIDELITY - Semiconductors</b> ML923 2.21 SL490 1.77 TDA2270 1.65 TDA3330 2.21 TDA8180 4.00 BC638 3.33 BLV5080 1.77 TDA3810 3.86		<b>PLUGS AND SOCKETS</b> <b>Din Plugs</b> 5 pin 180°/240°/360° 20 6 pin 25 7 pin 38 8 pin 56 <b>Chassis Sockets DIN</b> 5 pin din 180°/240°/360° 6 pin din 28 7 pin din 36 8 pin din 64 Phono plugs 11 2.5mm Jack plugs 12 3.5mm Jack Plugs Stereo 15 6.3mm Jack Plugs Stereo 36 Standard mono jack plugs 20 2 pin speaker plugs 10 I.D.C. plugs 36 way conn. 5.90 BNC plugs 15 Car aerial plugs 18 FM plugs 25 Coax plugs metal 18 Line connectors 16 Female plugs 75 In line socket metal 52 Crocodile Clips 25 Phono line socket 20 Phono chassis socket 10 2.5mm jack line socket 17 2.5mm jack chassis socket 14 3.5mm jack line socket 28 3.5mm jack chassis socket 28 3.5mm stereo line jack socket 18 3.5mm stereo jack chassis socket 25 6.3mm stereo jack socket 1.66 IDC 36 way socket 6.90 PL259 with reducer 1.30 Reducers for PL259 16		<b>ANTEX</b> C15W Iron 240V 6.20 C240 Element 2.75 Bits 102, 106, 820, 821 1.10 CS17W Iron 240V 6.40 CS240 Element 2.75 Bits 1100, 1101, 1106 1.10 XS25W Iron 240V 6.50 XS240 Element 2.75 Bits 50, 51 1.10 <b>Temp. Controlled</b> 30W Iron CSTC 16.95 40W Iron XSTC 16.95 Unit TCSU 68.95 Antex Stand 2.10 MLXS Auto Rep. Kit 8.40 <b>Sundry Irons</b> Cordless Gas Iron 15.99 Tips for Gas Iron 5.00 25 Watt Philips 5.50		<b>VIDEO PINCH ROLLERS</b> PANASONIC NV7000 4.35 SANYO VTC9300/VBS7000 4.35 SONY C7J7/SL17 4.35 JVC TCE3V00/01/06/16/23/24 3.50 HR2200/3320/3330/3660/1100/7700 3.50 AKAI VS9700 4.35 HITACHI VT5000 4.35 SHARP VC6300/6500 4.35																																																			
	<b>HITACHI/GEC - Semiconductors</b> LA7801 2.20 STR454 4.73 SN76709 8.00 TDA1870 6.46 TDA4503 5.68 2SD1453 2.20		<b>FIDELITY - Switches</b> On/Off AVS 94 On/Off Remote Cont. 2.43 On/Off CTV 140 94		<b>WELLER</b> Heat gun 15.95 Heat gun tips 83 3/16" Iron tips 25W 83		<b>VIDEO BELT KITS</b> VEKIT 1 AKAI VS9300/VS9500/VS9800 HR3300/HR3320/HR3330/HR3360 TCE 8903/3V00/3V16/3V22 3.50 VEKIT 2 PANASONIC NV7000B/NV7200B 3.00 VEKIT 3 SONY SLC57 3.75 VEKIT 4 SONY SL8000/8500/8600 4.50 VEKIT 5 SONY SL3000UB 4.00 VEKIT 6 PANASONIC NV3000B 3.50 VEKIT 7 SANYO 9300P 4.25 VEKIT 8 PANASONIC NV2000B 3.75 VEKIT 9 PANASONIC NV8600B/8610/V011 4.25 VEKIT 10 TOSHIBA V8600 3.00 VEKIT 11 SHARP VC7300 3.50 VEKIT 12 SHARP VC6300/6600 4.00 VEKIT 13 SANYO VTC5000 1.95 VEKIT 14 SANYO VTC5300 2.50 VEKIT 15 JVC HR7650 2.50 VEKIT 17 SHARP 8300 1.47 VEKIT 18 SHARP 9300 1.76 VEKIT 19 HITACHI VT8000 1.12 VEKIT 20 HITACHI VT11/33 2.15 VEKIT 21 HITACHI 9500 1.12																																																			
	<b>HITACHI/GEC - VCR GEC V4000H/Hitachi 8000</b> Belt Counter (122) 47 Belt Loading 43 Belt Take Up 30 Idler FF/Rewind 1.87 Lamp Tape Sensor 65 Play Idler Assy V6414221 3.74 Pressure Pinch Roller 5.16 Pulley FF/Rewind V6383531 5.2 Relay 2.54 Upper Cylinder (Head) 35.62		<b>FIDELITY - Transformers</b> Flyback FCC2015BE up to 22" 12.00 FCC2215AE 22" 12.00 Mod. Kit included		<b>SERVISOL</b> Freeze-It 1.20 SUPER SERVISOL 1.04 Foam Cleanser 1.02 Plastics Seal 1.14 Silicone Grease 1.30 Tubes Silicone Grease 1.66 Aero Klene 94 Aero Duster 1.28 Excel Polish 96 Video Head Cleanser Super 40 1.99 Fire Extinguisher 640G 3.08 Heat Sink Compound 25G 1.10 Solda Mop standard reel 77 Hyosil Silicone Rubber 2.98		<b>VIDEO IDLER TYRES</b> <table border="1"> <thead> <tr> <th></th> <th>O.Dia</th> <th>I.Dia</th> <th>Width</th> <th></th> </tr> </thead> <tbody> <tr> <td>SONY</td> <td>23.7</td> <td>17.4</td> <td>4.9</td> <td>50p</td> </tr> <tr> <td>SONY</td> <td>24.2</td> <td>18</td> <td>5.1</td> <td>50p</td> </tr> <tr> <td>HITACHI</td> <td>31.8</td> <td>25</td> <td>4.9</td> <td>50p</td> </tr> <tr> <td>HITACHI</td> <td>39.5</td> <td>30</td> <td>4.2</td> <td>52p</td> </tr> <tr> <td>PANASONIC</td> <td>37</td> <td>27</td> <td>3.9</td> <td>52p</td> </tr> <tr> <td>PANASONIC</td> <td>34.5</td> <td>27</td> <td>3.1</td> <td>50p</td> </tr> <tr> <td>AKAI</td> <td>26</td> <td>20</td> <td>3.9</td> <td>50p</td> </tr> <tr> <td>JVC</td> <td>32.8</td> <td>3.4</td> <td>3.9</td> <td>56p</td> </tr> <tr> <td>JVC</td> <td>23.9</td> <td>4.8</td> <td>4</td> <td>56p</td> </tr> </tbody> </table>			O.Dia	I.Dia	Width		SONY	23.7	17.4	4.9	50p	SONY	24.2	18	5.1	50p	HITACHI	31.8	25	4.9	50p	HITACHI	39.5	30	4.2	52p	PANASONIC	37	27	3.9	52p	PANASONIC	34.5	27	3.1	50p	AKAI	26	20	3.9	50p	JVC	32.8	3.4	3.9	56p	JVC	23.9	4.8	4	56p
		O.Dia	I.Dia	Width																																																						
SONY	23.7	17.4	4.9	50p																																																						
SONY	24.2	18	5.1	50p																																																						
HITACHI	31.8	25	4.9	50p																																																						
HITACHI	39.5	30	4.2	52p																																																						
PANASONIC	37	27	3.9	52p																																																						
PANASONIC	34.5	27	3.1	50p																																																						
AKAI	26	20	3.9	50p																																																						
JVC	32.8	3.4	3.9	56p																																																						
JVC	23.9	4.8	4	56p																																																						
<b>HITACHI/GEC - VCR GEC V40001H/V4002/Hitachi 9300/9500E</b> Belt (259) 47 Belt (289) 47 Belt Take Up (213) 30 Capstan Motor 31.00 Idler FF/Rewind 1.80 Lamp Tape Sensor 91 Play Idler Assy VS861482 3.72 Pulley FF/Rewind V6345173 36 Video Head 35.62 Remote Cont. Handset 9.33		<b>FIDELITY - Remote Controls</b> 4 Button CTV20R/22R/140R 12.75 8 Button F14R 13.81 12 Button IS500 13.81 14 Button AVS 12.75 32 Button Teletext 15.90 Tuner Flap CTV 14S 83 Loudspeaker CM14/CTV140R 1.99		<b>ADAPTORS</b> 3.5mm Plug/6.3mm Soc. 25 3.5mm Plug/2.5mm Soc. 25		<b>THORN NEW LIFE HEADS (exchange)</b> 3HSS 21.45 4HSS 31.00 PS3B Sony/Beta 35.00 Philips V2000 64.00 Philips 1700 64.00 Sanyo 9300/9455/9500 53.00 Sanyo 5000/5300/5400 53.00 Toshiba 9600 Upper Ass. 12.50 Toshiba 9600 (Rep. type only) 37.00 Sharp 2300 58.00 Sharp 6300 58.00 Sharp 7300/7700/7750 58.00 "C" Type Polyprop. 58.00 "C" Type Translux. 56.00 6" MO Bell 42.00 <b>CABLE</b> 4 Core 5.43 6 Core 7.84 8 Core 10.37 <b>INFRA-RED PASSIVE</b> 6JD Mini 26.15 Invader 24.00 <b>SECURITY LIGHTS</b> Floodlights 17.74 Infrascan 62.94 <b>S.A.B. MODULES</b> Castle SAB 13.49 <b>P.A. BUTTONS</b> Stainless 2.88 <b>CONTACTS</b> 5 Term Flush M 59 5 Term Surface M 59 4 Wire Flush M 62 4 Wire Surface M 62 <b>RECHARG. BATTERIES</b> 12V 1.9A 7.06 <b>EXTERNAL SOUNDERS</b> 712 Ext. Siren 116dB 5.75 1010 Ext. Siren 116dB 5.96 Dinablast 127dB 18.14 <b>PIEZO SOUNDERS</b> SB1 (140dB) 3.37 SB2 (111dB) 5.17 PZ28 (105dB) 4.61 <b>BUZZERS</b> HB722 60 <b>TAMPER SWITCHES</b> 2 1/2 Tamper 50 <b>TRUNKING</b> Fused Spur 2.58 <b>XENON FLASHER</b> 128 PCL 6.75 121 PCL 6.90 <b>JUNCTION BOXES</b> 6 Way 21 8 way 39 <b>CABLE CLIPS</b> 3.5m 100 98 4.5m 100 1.08 <b>CASSETTE DRIVE BELTS</b> 35mm 35 46mm 37 57mm 37 66mm 39 71mm 43 90mm 43 101mm 59																																																				
<b>HITACHI/GEC - VCR GEC V4004/Hit. VT33E</b> Belt (302) 30 FF/Rewind Arm V6886971 2.90		<b>FIDELITY - Service Manuals (Zero VAT)</b> Audio IS500 2.20 IS700 2.20 IS750 2.20 TV CM14 2.20 CTM1400 2.20 F14R 2.20 TV140 2.20 CTV20R 2.20 ZX3000TV AVS1600 1.70 ZX3000TV CTV20 2.20 ZX3000TV Teletext 2.20 VCR 2 Parts VCR 2.90		<b>LEADS</b> 2mm Fly m/m 70 2mm Fly m/f 70 4m Fly m/m 1.20 10m Fly 1.90 Fig. 8 Mains 62 Computer/TV 97 5 pin din/5 pin din 98 5 pin din/7 pin din 98 T81 car bat. Thom 1691 4.47 TA51 car bat. Thom 1615 3.66 Car battery Philips 3.95 Scart Leads 2m (open end) 3.50		<b>SECURITY EQUIPMENT</b> <b>CONTROL PANELS</b> 1011 HiClare 29.50 HiClare Zone Exp. 32.50 <b>BELLS/BOXES</b> "C" Type Dummy 3.25 "C" Type Polyprop. 4.55 "C" Type Translux. 7.80 6" MO Bell 5.52 <b>CABLE</b> 4 Core 5.43 6 Core 7.84 8 Core 10.37 <b>INFRA-RED PASSIVE</b> 6JD Mini 26.15 Invader 24.00 <b>SECURITY LIGHTS</b> Floodlights 17.74 Infrascan 62.94 <b>S.A.B. MODULES</b> Castle SAB 13.49 <b>P.A. BUTTONS</b> Stainless 2.88 <b>CONTACTS</b> 5 Term Flush M 59 5 Term Surface M 59 4 Wire Flush M 62 4 Wire Surface M 62 <b>RECHARG. BATTERIES</b> 12V 1.9A 7.06 <b>EXTERNAL SOUNDERS</b> 712 Ext. Siren 116dB 5.75 1010 Ext. Siren 116dB 5.96 Dinablast 127dB 18.14 <b>PIEZO SOUNDERS</b> SB1 (140dB) 3.37 SB2 (111dB) 5.17 PZ28 (105dB) 4.61 <b>BUZZERS</b> HB722 60 <b>TAMPER SWITCHES</b> 2 1/2 Tamper 50 <b>TRUNKING</b> Fused Spur 2.58 <b>XENON FLASHER</b> 128 PCL 6.75 121 PCL 6.90 <b>JUNCTION BOXES</b> 6 Way 21 8 way 39 <b>CABLE CLIPS</b> 3.5m 100 98 4.5m 100 1.08 <b>CASSETTE DRIVE BELTS</b> 35mm 35 46mm 37 57mm 37 66mm 39 71mm 43 90mm 43 101mm 59																																																				
<b>HITACHI/GEC - VCR GEC V4100/Hitachi VT11E</b> Belt 312 30 Belt 313 30 Belt 317 47 Belt 318 40 Capstan Motor 22.18 Upper Cylinder (Head) 33.35		<b>FIDELITY - Service Manuals (Zero VAT)</b> Video Head 35.62 Remote Cont. Handset 9.33		<b>FILAMENT LAMPS</b> HES ROUND BULBS 15p LILLIPUT (L.E.S.) BULBS 12p CAPLESS LAMPS 28p WIRE NEONS 9p TUBULAR LAMPS CAPPED 31p TUBULAR LAMPS (Wire ended) 31p WIRE ENDED LAMPS 31p		<b>VIDEO HEADS</b> Thom New Life Heads (exchange) 21.45 3HSS 31.00 4HSS 31.00 PS3B Sony/Beta 35.00 Philips V2000 64.00 Philips 1700 64.00 Sanyo 9300/9455/9500 53.00 Sanyo 5000/5300/5400 53.00 Toshiba 9600 Upper Ass. 12.50 Toshiba 9600 (Rep. type only) 37.00 Sharp 2300 58.00 Sharp 6300 58.00 Sharp 7300/7700/7750 58.00 "C" Type Polyprop. 58.00 "C" Type Translux. 56.00 6" MO Bell 42.00 <b>CABLE</b> 4 Core 5.43 6 Core 7.84 8 Core 10.37 <b>INFRA-RED PASSIVE</b> 6JD Mini 26.15 Invader 24.00 <b>SECURITY LIGHTS</b> Floodlights 17.74 Infrascan 62.94 <b>S.A.B. MODULES</b> Castle SAB 13.49 <b>P.A. BUTTONS</b> Stainless 2.88 <b>CONTACTS</b> 5 Term Flush M 59 5 Term Surface M 59 4 Wire Flush M 62 4 Wire Surface M 62 <b>RECHARG. BATTERIES</b> 12V 1.9A 7.06 <b>EXTERNAL SOUNDERS</b> 712 Ext. Siren 116dB 5.75 1010 Ext. Siren 116dB 5.96 Dinablast 127dB 18.14 <b>PIEZO SOUNDERS</b> SB1 (140dB) 3.37 SB2 (111dB) 5.17 PZ28 (105dB) 4.61 <b>BUZZERS</b> HB722 60 <b>TAMPER SWITCHES</b> 2 1/2 Tamper 50 <b>TRUNKING</b> Fused Spur 2.58 <b>XENON FLASHER</b> 128 PCL 6.75 121 PCL 6.90 <b>JUNCTION BOXES</b> 6 Way 21 8 way 39 <b>CABLE CLIPS</b> 3.5m 100 98 4.5m 100 1.08 <b>CASSETTE DRIVE BELTS</b> 35mm 35 46mm 37 57mm 37 66mm 39 71mm 43 90mm 43 101mm 59																																																				
<b>HITACHI - Sundries</b> Vertical Output Module GECC2286, Hit. CPT2226 C2067 C2069 3.98		<b>MAINS DROPPERS</b> Decca 20 2.48 Decca 27R/47R 1.40 Decca 56R/68R 1.40 R&M 823 56R/68R 94 PYE 725/31 3R/56R/27R 1.84 PYE 725 56R/27R 1.04 Philips 5050 30R/125R 1.75 Philips 5051 118/14B 1.93 Philips G8 47R 7.92 Philips G8 2R7/68R 1.38 Thom 1400 1.52 Thom 1500 1.47 Thom 3500 1.20 Thom 8000A 1.24 Thom 8500 1.36 Decca 2R5 96 Decca Modulohm 3R9 60		<b>ADAPTORS</b> 3.5mm Plug/6.3mm Soc. 25 3.5mm Plug/2.5mm Soc. 25		<b>VIDEO TAPES</b> SKC E60 2.50 E120 2.88 E180 2.80 E240 3.78 L500 2.90 L750 3.40 Scotch E30 3.66 E60 4.00 E120 3.24 E180 3.86 L750 5.22 VCC360 6.33 VCC480 7.23 Philips LVC 1700 120 17.50																																																				
<b>HITACHI/GEC - Service Manuals (Zero VAT)</b> GEC Hitachi 6.49 V4000H 8000 6.49 V4004 VT33E 7.18 V4005E VT63 4.77 V4100 VT11E 6.49		<b>FEW ONLY SPECIAL OFFER</b> 14" Mono tubes 110" £10 + VAT Please ring for carriage costs		<b>AUDIO HEADS</b> Mono record/playback 4.32 Stereo playback 4.79 Stereo record/playback 4.99 Stereo record/playback (Dolby) 6.90 Mono/stereo erase 2.25		<b>VIDEO SUNDRIES</b> VHS Drum Motor 25.50 VHS Capstan Motor 25.50 Sanyo 5000 Reel Motor 12.95 Sharp Reel Motor 19.50 Take up idler Ass./Clutch Ass. VHS (general purpose) 5.95 Thom/JVC etc. Sharp 381/383/386/9100 9300/9500 2.48 Sanyo 6.95 Hitachi F.F. Idler VT11E/VT33E 2.90 <b>Video Lamps</b> Nat. Pan. Bulb VHS 1.00 General Purpose VHS 1.41 3V23 with plug VHS 1.95 <b>Video Care</b> Care Kit Deluxe 5.00 Care Kit 3.50 Juniversal Copy Kit 5.50 Head Cleaner 90 Beta Eccentricity Gauge 55.00																																																				
<b>THORN NEW LIFE EXCHANGE VHS VIDEO HEADS</b> Send us your old VHS head. We'll send an exchange one by return. Special offer price £19.99.		<b>REMOTE HANDSETS</b> <b>PHILIPS</b> IR8331 KT3/K30 Mon. Text IR 15.85 IR8420 KT3/K30 Text IR 16.70 IR8435 G11 8 Way Text IR 20.85 OS8263 G11 Mon Text US 19.50 TP8431 G11 Mon Text US 19.50 US8518 G11 2 Function US 18.75 691, 17181 G11 31 Button US 27.00 Philips Remote 25.00 218, 20578 KT3 K30 K35 KT4 KT40 (Non Text of Text) 25.00 <b>DECCA</b> VS8513 101 Mon. Text US 20.85 OS8511 80/100 3 Func. US 19.50 <b>J.V.C.</b> RTP843 Text IR 13.50 Remote Control Tester 29.94		<b>MOTORS ELECTRONIC/ROTATION CLOCKWISE</b> 6V MD6515 4.95 9V MD9516 4.95 12V MD12517 4.95		<b>EVER READY BATTERIES</b> HP2/R20 82 LR20 Gold 39 R20S Silver 27 R20B Blue 27 RX20 Rechargeable 2.61 HP11/R14 74 LR14 Gold 33 R14S Silver 33 R14B Blue 24 RX14 Rechargeable 2.31 HP7/R6 41 LR6(BC4) Gold 41 LR6(BC2) Gold 43 R6S Silver 21 R6B Blue 15 RX6 Rechargeable 1.31 PP3/6F22 1.53 6LF22 Gold 74 PP3S Silver 54 PP3B Blue 54 RX22 Rechargeable 4.89 HP16/R03 41 LR03 Gold 18 Blue 18 No. 8 Battery 30 Univ. Batt. Charger 7.50 5 Hour Chg. 9.18		<b>WE HAVE BEEN APPOINTED OFFICIAL DISTRIBUTORS FOR SHORROCK'S SECURITY EQUIPMENT.</b>																																																		
<b>THORN NEW LIFE EXCHANGE VHS VIDEO HEADS</b> Send us your old VHS head. We'll send an exchange one by return. Special offer price £19.99.		<b>REPAIR KITS INC. FOIL/BUTTON MATRIX/INSTRUCTIONS</b> Philips KT3/30 1. without Text 8.95 2. with Text 8.95		<b>MOTORS ELECTRONIC/ROTATION CLOCKWISE</b> 6V MD6515 4.95 9V MD9516 4.95 12V MD12517 4.95		<b>VIDEO TAPES</b> SKC E60 2.50 E120 2.88 E180 2.80 E240 3.78 L500 2.90 L750 3.40 Scotch E30 3.66 E60 4.00 E120 3.24 E180 3.86 L750 5.22 VCC360 6.33 VCC480 7.23 Philips LVC 1700 120 17.50																																																				

VARICAP TUNERS	LINE OUTPUT TRANS.	RECTIFIER TRAYS	VALVES CONT'D	EQUIPMENT	AERIAL EQUIPMENT			
ELC1043-05 8.40 ELC104305 Mullard 12.50 ELC1043-06 8.40 E_C2003 19.50 Philips G8/G9 10.50 Philips G11 (U321) 9.90 U322 7.20 U341 9.50 U342 8.50	Philips 210/300 Mono 10.00 Philips G8 8.75 Philips G9 9.50 Philips KT3 10.06 Philips K30 17.94 Philips TX2 13.39 Philips TX3 14.41 Philips G11 15.58 Pye 713/715 10.00 Pye 725 90° 10.50 Pye 169 8.00 Pye 741 10.20 Bang & Olufsen (2000,3000) 14.69 DECCA 80 8.58 Decca 100 8.58 Decca 1700 9.00 Decca 1730 8.58 Decca 2230 8.58 GEC 2110 16.75 GEC 2040 9.50 ITT CVC 1/9 10.85 ITT CVC 25/30/32 8.65 ITT CVC 20 8.60 ITT CVC 45 8.60 R.B.M. T20 13.95 R.B.M. BUSHRANGER T16A 10.00 R.B.M. BUSHRANGER T18A 10.00 Thorn 3000 EHT 9.95 Thorn 3000 SCAN 7.95 Thorn 8500 17.50 Thorn 3000/3500 Mains 10.00 Thorn 1615 12.50 Thorn 1691 9.68 Thorn TX9 23.85 Thorn 9600 21.79	Thorn 1500 3 Stick 5.20 Thorn 1500 5 Stick 5.99 Thorn 3500 7.98 Thorn 8000 6.95 Thorn 8500/8800 7.15 Thorn 9000 8.70 Decca 1730/1830 5.48 Decca 30 6.76 Decca 80 7.12 Decca 100 7.50 Decca/Tatung 120/130 6.50 GEC 2100 7.40 GEC 2200 (20AX) 6.50 GEC 2040/2028 6.50 GEC 2110 (pre or post Jan '77) 7.00 Philips G8 Short Focus Lead 7.12 Philips G8 Long Focus 550 7.12 Philips G9 6.37 Pye/Philips KT3 12.50 Pye 691/3 7.58 Pye 713 4 Lead 8.79 Pye 713 5 Lead 8.79 Pye 731/25 8.75 R.B.M. A823 plug in 8.75 Rank T20/22 7.12 ITT CVC5/9 7.50 ITT CVC20/25/30 (Mullard) 7.12 ITT CVC45 8.65 Universal 6.00 TV 11 Stick 90 TV 13 1.26 TV 14 1.29 TV 18 1.10 TV 20 1.43	30FL2 1.70 DY802 98 DY86/7 96 ECC81 1.08 ECC82 1.08 ECC83 1.07 ECC84 80 ECC85 98 ECC88 1.35 ECF80 1.30 ECF82 88 ECC81 1.60 ECC84 1.66 ECL80 84 ECL82 1.30 ECL86 95 EFC80 1.99 EFC82 2.20 EFC83 99 EFC84 1.09 EL90 1.75 EL34 3.50 EL84 1.05 EY86/7 68 EY500A 2.25 EZ80/51 2.56 GY501 1.45 GZ34 3.50 KT66 9.75 KT77 8.50 KT88 (alt type) 12.00 PC92 4.50 PC97 1.65 PCC85 85 PCC85 1.40 PCF8C 1.00 PCF200 1.35 PCF800 1.38 PCF801 1.13 PCF802 1.12 PCF805 1.80 PCF808 1.63 PCH200 1.45 PCL82 1.20 PCL84 1.20 PCL805 1.09 PCL86 92 PFL200 1.86 PL36 1.87 PL81 94 PL95 2.25 PL6GT 2.30 12HG7 3.20 12BH7A 2.75 PL504 1.65 PL508 2.90 PL508/9 5.30 PY88 81 PY500A 2.30 PY800-1 6.69 UCH81 2.25 UCL83 1.82 UY85 1.35 PL802T 4.00 40KD6 5.30 21L08 3.50 17DW4A 4.00 3AT2B 5.00 12BY7A 3.75	Testlead Set (AVG Type) 2.20 Degaussing Coil Stick 19.00 Signal Injector 4.00 Electric Circuit Tester 1.50 Probes (x10) or (x1) 10.90 Philips Switchable Probes 13.25 Automatic Wire Strippers 6.95 I.C. Inserters 1.18 Micro Pliers 4.20 Micro Cutters 5.00 Trim Tools Metal Ended 30 Side Cutters sm. 1.20 Long Nose Pliers 1.20 Sm. Neon Screwdriver 40 Quick Set Adhesive (Superglue) 75 Dynascan Tube Rejuv.Aesters 399.00 467 model inc. bases 299.00 470 model inc. bases available without bases for 50.00 less	Chimney Kits 86 6" pressed bkt. 55 6" bkt. with kit 1.75 9" welded bracket 1.35 9" bkt. with kit 2.90 Double bkts. 2.39 Double bkts. with kit 4.75 13.5" Cradle bkt. 2.25 13.5" Cradle with kit 4.25 Std repair pack 1.10 Double repair pack(2) 2.39			
<b>PUSH BUTTON ASS.</b> H tachl 4 way 12.36 Philips G8 (early) 17.82 Philips G8 (late) 18.97 Philips G11 Tip Switch unit 26.50 Philips KT3 16.67 Philips KT30 13.22 Pye 6 way (207/715) 18.40 Pye 697 repair kit 10.35 Pye 725-735 (also Red Mk.1) 12.60 Pye 725-735 tuning head with PCB 12.50 Decca 4 way 7.93 Decca 6 way 9.17 Decca 4/6 way conversion kit 17.50 Decca 7 way piano key rep. kit 15.62 GEC 2110 6 way 10.92 GEC 6 way slim 10.29 GEC/ITT/PYE 7 way 16.67 GEC Conversion kit 16.50 Rank A823 12.36 Rank T20A 11.21 ITT CVC 8/9 (mod) 13.80 ITT 6 way with VCR 8.90 Thorn 8500 6.50 GEC 7 B/P c neons 10.50	<b>SWITCHES/ACCESSORIES</b> On/off gen. purpose 4A 80 G8 on/off metal or plastic 1.98 G11 on/off 1.58 G11 on/off remote 1.58 Rotary on/off gen. purpose 66 ITT CVC5 on/off 1.24 ITT mains switch wty solenoid 4.50 Rank T20 on-off switch 2.50 Rank mains switch with solenoid 4.50 Thorn TX9/10 2.98 Thorn 9/10 2.1x 98 GEC 2040 on/off 98 Rank tuner buttons 3 sizes 20 Thorn 3500 A1 beam switch 85 GEC 2110 tuner neons 35 GEC 2110 A1 cont. R/B/G 58	<b>FUSES</b> <b>Quick Blow 1.25"</b> 100ma 73 250ma-500ma-750ma-1A 60 1.5A-2A-2.5A-3A-5A 60 <b>Quick Blow 20mm</b> 100ma, 250ma, 315ma, 500ma, 630ma, 800ma 90 1A, 1.25A, 1.6A, 2A, 2.5A, 3.15A, 5A 60 <b>Mains Fuses</b> 2A, 3A, 5A, 10A, 13A 1.00 <b>Antisurge 1.25"</b> 250ma, 500ma, 630ma, 750ma, 850ma 1.70 1A, 1.25A, 1.5A, 2A 1.70 2.5A, 3A, 5A 2.70 <b>Antisurge 20mm</b> 80ma 4.80 100ma 2.50 160ma, 200ma 2.20 315ma, 500ma, 630ma, 800ma 1.30 1A, 1.25A, 1.6A, 2A 1.30 400ma, 2.5A, 3.15A, 4A, 5A 1.90	<b>SEND FOR A FULL CATALOGUE</b> includes: <b>ARROW STYLI</b> (special dealer packs) <b>UNISEF AUDIO PRODUCTS</b> (illustrated leaflet available)	<b>T.T.L. 74LS SERIES</b> 74LS00 1.12 74LS37 35 74LS93 65 74LS160 90 74LS251 65 74LS02 58 74LS38 35 74LS107 80 74LS162 4.04 74LS257 1.20 74LS03 58 74LS40 35 74LS109 58 74LS163 85 74LS258 95 74LS04 58 74LS42 80 74LS112 50 74LS164 85 74LS259 1.70 74LS05 58 74LS47 85 74LS113 44 74LS165 1.50 74LS273 1.90 74LS06 58 74LS48 83 74LS114 70 74LS173 1.32 74LS283 1.30 74LS08 58 74LS49 33 74LS122 96 74LS174 85 74LS293 1.20 74LS10 58 74LS51 33 74LS125 85 74LS175 85 74LS352 1.40 74LS11 58 74LS54 44 74LS128 85 74LS191 1.02 74LS353 1.40 74LS13 37 74LS55 60 74LS126 60 74LS192 1.30 74LS365 65 74LS14 46 74LS57 60 74LS127 63 74LS193 1.30 74LS366 82 74LS15 33 74LS74 65 74LS138 83 74LS194 75 74LS367 1.67 74LS20 35 74LS75 65 74LS139 65 74LS197 95 74LS368 65 74LS21 35 74LS76 65 74LS151 85 74LS240 2.20 74LS373 1.40 74LS22 35 74LS78 65 74LS153 85 74LS241 2.20 74LS374 1.55 74LS26 44 74LS83 89 74LS155 65 74LS242 2.20 74LS393 1.20 74LS27 35 74LS85 98 74LS156 1.02 74LS243 2.20 74LS670 1.78 74LS30 35 74LS86 39 74LS157 78 74LS244 2.20 74LS32 90 74LS90 1.22 74LS158 65 74LS245 2.30	<b>THORN NEW LIFE TUBES AVAILABLE AT TRADE COUNTER</b> CM7261 Power Unit 12V 11.80 CM7262 Power Unit 12V 12.86 CM7065 VHF/UHF W/B 12V 15.05 CM7066 UHF/WB 14.04 CM7068 UHF High Gain A/B/C/D 16.74 CM7253 Behind Set (Mans) 14.34 CM7243 Second Set Amp. 13.66 CM7093 Three Set Amp. 16.83 CM7063 Dist. Amp. VHF/UHF 24.54 CM7108 8+1 Dist. Amp. 43.26 CM9700 27mhz CB Suppressor 4.45 CM6011 Outdoor Splitter 7.83 CM9003 Flush Sing. Outlet 1.95 CM9010 Flush Twin Outlet 2.14 CM9034 UHF Filters A/B/C/D 8.07 CM9033 6way Pass Splitter 10.21 CM7042 TV Games Combiner 3.09 CM9009 Flush TV/FM Outlet 3.36 CM9006 VHF/UHF Diplexer 3.97 CM7122 Televista Up. VHF to UHF 38.01 CM7057 Televista Down UHF to VHF 43.05 CM7094 Dist. Amp. UHF/VHF 30.06 CM7274 4 Way Dist. Amp. 21.45 CM7082 UHF/VHF Dist. Amp. 66.69 CM7080/10 UHF NHA 15.71	<b>TURBO RECHARGEABLE</b> Screwdriver Kit 22.71 Drill Kit 25.99 Sold. Iron Kit 16.99 Rep. Tips 2.20 Rep. Bulbs 28	<b>EXPORT ORDERS WELCOME</b> LABGEAR SB11 Splitter 2.37 CS200 Comb/Split 3.94 CSB11 Outlet 96 CS1000 Comb/Split 4.77 PV1240 power 11.65 UP1300 MHA 9.09 XS2 xtraset 14.46 XS04 4wayDA 22.50 XS4/6 43.13 Diplexers 68 Match Trans 2.83 Back Boxes Metal Single 45 Metal Double 80 Plastic Single 61 Plastic Double 1.09 Budget Range Outdoor Splitter 6.50 Mast Head amp. 6.50 Power Unit 6.50	<b>MULTIMETERS</b> Amprobe Digital Meter AM7 45.00 Amprobe Digital Meter AM9 55.00 Amprobe Volt/Ammeter/Ohmmeter RF3 68.00 Philips Meter 2000 R. per V. 20.71
<b>POTENTIOMETERS</b> Midget controls, Insulated Spindle. Length 44mm Log. or Lin. Without Switch. 5K, 10K, 25K, 50K, 100K, 250K, 500K, 1M 54 DPST Switched Log. 5K, 10K, 25K, 50K, 100K, 250K, 500K, 1M, 2M 1.26 Dual Gang Controls 1.25 16mm Rotary Controls 10K, 22K, 100K, 1M 1.25 Convergence Pots. 60 3W Stand 5R, 6R8, 10R, 20R, 50R, 100R, 200R, 500R Metric/Philips Type 60 5R, 10R, 15R, 20R, 50R Skeleton Presets 16 Stand, or miniature. Horiz. or Vert 100R-2M2 Slider Potentiometers Lin. or Log. 75 1K, 2K, 10K, 47K, 470K, 100K, 47K, Log. Tuning Pots 65 GEC/TCE 100K, Philips G8, Decca/Rank Thermal Cut Out Switches Thorn 3000 2A Metal 2.68 GEC 2040 Metal 2.50	<b>CAPACITORS</b> Main Replacement Electrolytic Pye 169 (200/200/100/32) 3.74 Pye 691/7 (200/300/350V) 2.97 Philips G8 (600/300V) 2.53 Philips G9 (600/300V) 2.44 Philips G11 (470/250V) 3.19 Philips G11 (7n5 1500V) 1.40 Philips 320 (400/400/200V) 3.02 Decca 30 (400/400/350V) 3.74 Decca 80 (400/350V) 4.37 RBM A823 (2500/2500/30V) 1.83 RBM A823 (800/300V) 3.12 RR1 T20A (220/400V) 2.20 ITT CVC 5/9 (200/200/75/25) 3.28 ITT CVC 20 (220/400V) 2.20 GEC/200/200/150/150 2.91 Thorn 1500V (150/150/100/300V) 2.42 Thorn 1500V (12/300V) 35 Thorn 1591/1691 4700/25V 1.32 Thorn 3500 (400/40V) 33 Thorn 3500 (175/100/100/400/350V) 3.06 Thorn 3500 (1000/63V) 95 Thorn 3500 (1000/70V) 95 Thorn 8000/8500 (2500/2500/63V) 3.72 Thorn 8000/8500 (700/250V) 2.55 Thorn 8000/8500 (400/350V) 2.82 Thorn 9000 (400/400V) 3.61	<b>CMOS</b> 4008 Series 4026 1.99 4068 22 4510 76 4539 77 4001 21 4028 64 4070 22 4513 1.68 4543 1.12 4002 21 4029 90 4071 40 4514 1.88 4551 96 4008 72 4032 1.04 4072 22 4515 1.88 4553 2.40 4011 31 4035 80 4073 22 4516 76 4554 1.20 4012 21 4038 99 4075 22 4518 76 4556 48 4013 30 4040 72 4076 80 4519 64 4560 1.76 4014 74 4042 58 4077 22 4520 75 4560 1.76 4015 76 4043 71 4078 22 4521 1.68 4561 74 4016 42 4044 71 4081 22 4522 88 4566 1.20 4017 66 4046 96 4093 49 4526 88 4580 3.60 4018 72 4047 70 4094 1.56 4527 1.20 4581 1.84 4010 70 4049 32 4099 1.20 4528 88 4582 80 4020 76 4050 32 4160 72 4529 1.04 4583 1.00 4021 70 4051 72 4161 72 4530 62 4584 40 4022 70 4052 72 4162 72 4531 72 4585 88 4023 21 4053 72 4163 72 4532 1.00 4597 1.84 4024 50 4060 96 4502 72 4536 2.64 4598 2.40 4025 21 4066 43 4505 1.88 4538 1.04 4599 2.00						

CALLERS ALWAYS WELCOME

**P. V. TUBES**  
104 ABBEY STREET, ACCRINGTON, LANCs  
Tel: 0254 36521/32611/390936 BB5 1EE. (not Wed pm)  
Telex: 635562 Griffin G (For P.V.)

TRADE COUNTER OPEN MON-SAT 9am-5pm



HOW TO ORDER

ADD 87p per order P+P (U.K.).  
Heavier parcels e.g. cable, service aids, degaussing coils please allow £1.50 P+P (U.K.). Export orders charged at cost. First Class Mail is used whenever possible. Add 15% VAT to total except where it states zero rate. Bulkier items will be sent by carrier £5.00 + VAT up to 20K (except tubes).

BOOKS AND MANUALS ARE ZERO V.A.T.  
Goods are despatched on the day we receive your order. If for any reason we are out of stock we will try to inform you as quickly as possible. We try our best to give a speedy, fair and efficient service. V.A.T. Invoice on request. Give us a ring - we'll give you service. Please ask if what you need is not listed - we will try to help. Prices are subject to change without notice. In some cases we may have to supply an equivalent.




HOW TO INCREASE YOUR PROFITS, IMPROVE YOUR SERVICE, WITH COST EFFECTIVE TEST EQUIPMENT.

## HAMEG OSCILLOSCOPES

HAMEG are Europe's top selling **DUAL TRACE OSCILLOSCOPES**. Select from four superb models. All incorporate a useful **COMPONENT TESTER**. Size - all models - 285mm x 145mm x 380mm. Clear display 8 x 10 cms. Mains supply 110/125/220/240V AC 50/60Hz. **2 YEAR WARRANTY**

**HM203-6 20MHz Standard FREE Securicor Delivery**




- SPECIFICATION**
- Bandwidth DC-20MHz
  - Sens. Ch1, Ch2, 2mV/cm
  - Time Base 0.2s/cm - 20ns/cm
  - Trigger DC-40MHz AC, DC, HF, LF, (TV Frame)
  - Active TV Sync. Sep.
  - Invert both channels
  - Variable hold-off 10:1
  - Calibrator
  - Plus many more features

Price **£298.00 + £44.70 V.A.T.**  
Including two probes


**FREE Securicor Delivery HM204-2 20MHz Multi-function**

- SPECIFICATION**
- Bandwidth DC-20MHz
  - Sens. Ch1, Ch2, 1mV/cm
  - Delay Line
  - Time Base 1.25s/cm - 10ns/cm
  - Delayed Sweep 100ns - 0.1s
  - Trigger DC-50MHz AC, DC, HF, LF, (TV Frame)
  - Variable hold-off 10:1
  - Overscan LED indicators
  - Calibrator
  - Plus many more features

Price **£402.00 + £60.30 V.A.T.**



**HM205 20MHz Digital Storage FREE Securicor Delivery**




- SPECIFICATION**
- Digital Storage
  - Analogue Real Time (Same as 203-6)
  - Bandwidth DC-20MHz
  - Sens. Ch1, Ch2, 2mV/cm
  - Trigger DC-40MHz AC, DC, HF, LF, (TV Frame)
  - Active TV Sync. Sep.
  - 100KHz Sample Rate
  - 2 x 1K Storage
  - Storage Range, 1ms-5s/cm
  - Variable hold-off 10:1
  - Calibrator
  - Plus many more features

Price **£498.00 + £74.70 V.A.T.**  
Including two probes

**FREE Securicor Delivery HM605 60MHz Multi-function**

- SPECIFICATION**
- Bandwidth DC-60MHz
  - Sens. Ch1, Ch2, 1mV/cm
  - Delay Line
  - Delayed Sweep 100ns - 0.1s
  - Trigger DC-80MHz AC, DC, HF, LF, (TV Frame)
  - Variable hold-off 10:1
  - Switchable Calibrator
  - Overscan LED indicators
  - Plus many more features

Price **£567.00 + £85.05 V.A.T.**



### B.K.'s CRT TESTER-REJUVENATOR


Tests and rejuvenates blue, green & red guns separately. Fitted with delta and P.I.L. sockets. Compact size 120 x 65 x 60 mm. Supply 240V AC

Price **£32.00 + £4.80 V.A.T.**

### B.K.'s REVOLUTIONARY DYNAMIC 'LOPT' TESTER

Revolutionary L.O.P.T. tester. Operates in dynamic mode which actually tests the L.O.P.T. under high voltage conditions without de-soldering or removal. Size 75 x 100 x 40 mm. Supply 240V AC

Price **£25.99 + £3.90 V.A.T.**



### THANDAR SC110A PORTABLE OSCILLOSCOPE



- Full trig. fac. inc. TV frame etc.
- Only 2 1/4" thick
- Battery or mains adaptor
- Fits in a brief case
- Size 255mm x 148mm x 50mm
- Sens. 10mV
- Bandwidth 10MHz

Price **£175.00 + £26.25 V.A.T.**

### ACCESSORIES

Carry Case £6.25 + £0.93 V.A.T.  
Probe £7.50 + £1.30 V.A.T.  
Mains Adaptor £7.30 + £1.09 V.A.T.

### DIGITAL CAPACITANCE METER



- High Accuracy
- 0.1pF - 2,000µF
- LCD display
- 8 Ranges
- Accuracy ±0.5%
- Full scale ±1 digit

Price **£55.00 + £8.25 V.A.T.**


### INSULATION TESTER 500V



- Electronic battery operated
- Measuring Voltage 500V DC
- Measuring Range 0-100Mohm
- Centre scale 2Mohm

Price **£65.00 + £9.75 V.A.T.**

## LEADER LCT910-A CRT TESTER REJUVENATOR



Our top selling instrument is designed to readily test the various characteristics and rejuvenation of both colour and B/W CRT's.

- Tests for shorts and leakage between electrodes.
- Tests cathode emission characteristics.
- Separately checks condition of guns.
- Removal of shorts and leakage between electrodes.
- Checks heater warm-up characteristics.
- Rejuvenation of low emission cathodes with automatic timing.
- Super rejuvenation with manual control.
- Complete with tube base adaptors.
- Size H230mm W330mm D120mm.

Price **£317.00 + £47.55 V.A.T.**

## SADELTA FIELD STRENGTH METER TC-402

THE SADELTA FIELD STRENGTH METER TC-402 has been designed to measure the signal levels delivered by the antenna to a TV or FM receiver, in order to test the performance of the antenna and evaluate the best conditions during installation etc. To facilitate measurements, the tuning frequency readout is shown on a digital display.

### FEATURES

- Covering FM and all TV bands (UHF/VHF) including CATV freq.
- Digital tuning display (3 digits) for direct frequency readout.
- Accurate 10 turn tuning potentiometer.
- Built-in loudspeaker enables monitoring of sound in AM/FM.
- Meter measurement in voltage and dB from 20µV (26dB/µV).
- Continuity tester 0-500 ohms.
- Fully portable (battery).
- Sturdy carry case.



Price **£249.00 + £37.35 V.A.T.**

## SADELTA COLOUR PATTERN GENERATORS

THE SADELTA RANGE OF HAND HELD COLOUR PATTERN GENERATORS is intended for use in production, installation and service of both colour and monochrome TV sets, video and computer monitors. In order to control and adjust the various parameters eight switchable patterns are provided. The technician has ready access to Laboratory, workshop and field use as the Generator has been designed using the latest micro-technology to achieve truly pocket size instruments. Internal re-chargeable Ni-Cd's. Supplied with 9V power supply charger. Size 131mm x 81mm x 23mm.

### T.V. PATTERN GENERATOR PAL MC11B UK

- Band IV (21-34)
- Band III (5-12)
- O/Put 10mV into 75ohms
- Sound output
- PAL 1

Price **£124.95 + £18.74 V.A.T.**

### PAL VIDEO COMPOSITE GENERATOR

- PAL B.G.I.
- O/Put 1V p.p. @ 75ohms
- Audio O/Put 10mV

Price **£124.95 + £18.74 V.A.T.**

### SECAM VIDEO COMPOSITE GENERATOR


- SECAM G.D.K.L.
- O/Put 1V p.p. @ 75ohms
- Audio O/Put 10mV

Price **£124.95 + £18.74 V.A.T.**

### R.G.B. PATTERN GENERATOR

- O/Put sigs. Pos. RGB
- Neg. Composite
- O/Put TTL 5V P-P
- Blank Pulse etc. CCIR

Price **£111.95 + £16.79 V.A.T.**



### DIGITAL THERMOMETER



- Pocket Size
- -50°C to +750°C
- 1°C Resolution
- 0.5" LCD
- Supplied with thermocouple

Price **£59.50 + £8.92 V.A.T.**

### 200MHz DIG. FREQ. METER



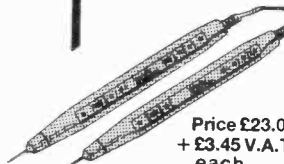
- Pocket Size
- 8 Dig. LED Display
- Freq. Range 20Hz to 200MHz
- Resolution 0.1Hz
- Sensitivity 10mV

Price **£75.50 + £11.32 V.A.T.**

### LEADER HIGH VOLTAGE METERED EHT PROBE

LEADER High Voltage Metered EHT PROBE. Measures up to 40KV DC with safety. Built in meter. Accuracy ±3%

Price **£45.00 + £6.75 V.A.T.**



THE THANDAR TP1 LOGIC PROBE and TP2 LOGIC PULSER are effective and economical tools for checking both TTL and CMOS circuits. TP1 can show 14 different circuit conditions and can detect pulses down to typically 10ns. TP2 can inject a signal directly into a circuit without damaging sensitive components. Together they can stimulate and monitor responses of components 'in circuit', greatly aiding fault finding.

Price **£23.00 + £3.45 V.A.T. each**



U.K. POST PAID, export enquires welcome. Visa/Access or cheque with order, payable B.K. Electronics. Official Orders welcome from Govt. Depts., Colleges, P.L.C.'s etc. Large S.A.E. for technical leaflets of complete range. Delivery normally within seven days.



# B. K. ELECTRONICS DEPT. T

UNIT 5, COMET WAY, SOUTHEND-ON-SEA, ESSEX. SS2 6TR TEL: 0702 527572



# HUSSAIN CENTRAL TV LTD

## GREAT NEWS

FOR THE SOUTH OF ENGLAND

NEW BRANCH NOW OPEN IN LONDON

RING 01-961 5005

FOR THE BEST DEAL IN TOWN

EXAMPLE

BRAND NEW 14" PORTABLES FROM £100

BRAND NEW MITSUBISHI FST

BRAND NEW 20" GEC

BRAND NEW 16" PANASONIC REMOTE CONTROL

MANY MORE LATE MODEL TVs IN STOCK

BRAND NEW FRONT LOADING REMOTE CONTROL VIDEOS

*All TVs have excellent cabinets*

---

VHS: WORKING. Bring your own tape and try them yourself

UNTESTED ELECTRONIC VHS ALSO AVAILABLE

BETAMAX VIDEO'S

ELECTRONIC BETA Full working order. Hundreds in stock.

PLENTY OF UNTESTED BETA

Toshiba 9600, 5470, Sanyo 5000, 5300, 5010, Sony C5, C6, C7.

PLUS MANY MORE MODELS IN STOCK

Prices are subject to 15% VAT and based on quantity

*Deliveries arranged on quantity or call at our branches  
for fast and friendly service from the professionals*

**SOUTHAMPTON**  
0703-777254

**BIRMINGHAM**  
021-622 1023  
021-622 1517

**PRESTON**  
0772-312101

**CHEPSTOW**  
0291 271000







**FIRST IN TUBE REBUILDING TECHNOLOGY**  
**30AX; 540 SERIES!**

**REDUCED SERVICING COST,  
 FIT A DIRECT REPLACEMENT**  
**AVAILABLE ONLY FROM CHROMAVAC.  
 PRE CONVERGED AS ORIGINAL.  
 EXTERNAL MULTIPOLE UNIT NOT REQUIRED.**

**QUALITY  
 REBUILDS**

**SPECIAL  
 OFFERS  
 ON  
 INLINE**



**Get on the hot-line today!**

LOOK! AT NO EXTRA COST **061 681 2959**  
**30AX PRE CONVERGED**

**most types of Inline Re-builds or  
 new ex-stock** PRICES SUBJECT TO  
 GLASS EXCHANGE

**Delta Rebuilds**

- Up to 19" ..... £28
- Up to 22" ..... £30
- Up to 26" ..... £34
- 110° up to 22" ..... £34
- 110° up to 26" ..... £38
- Low focus ..... +£2
- A47 342 New ..... £28
- 17FHP New ..... £30
- 470EHB New ..... £30
- Delta only. Less 5% 5+

**Inline Rebuilds**

- Up to 22" ... From £40
- Up to 26" ... From £45
- A56-540x ..... £56
- A66-540x ..... £58
- Bonded Coil ..... +£5

ALL SIZES OF NEW AND  
 REBUILT MONO TUBES  
 AT COMPETITIVE PRICES

**IN LINE TYPES EX-STOCK SELECTION NOT REBUILDS**

*Please enquire types not listed*

- 370 HFB-A37-590 ..... £45
- 370 HUB ..... £45
- AXT 37-001 ..... £45
- 420 CSB ..... £45
- 420 EDB-A42-590 ..... £45
- 420 EZB ..... £45
- 420 ERB ..... £45
- 470 KUB ..... £50
- 510 UFB/A51-590 ..... £55
- 510 VSB ..... £60
- AXT 51-001 ..... £60
- 560 DYB-560 DTB ..... £62
- 560 EGB ..... £62
- 560 CGB ..... £62
- 560 DMB ..... £62

- AXT 56-001 ..... £62
- 660 AB ..... £65
- A67-701 ..... £65
- 670 CZB ..... £65
- A66-540 with coil ..... £85
- 420FSB ..... £55

MIN. CARRIAGE £5  
 10+ CARRIAGE PAID  
**TERMS**  
 Cash with order  
 ALL PRICES  
 EXCLUSIVE OF VAT

QUANTITY  
 DISCOUNT  
 AVAILABLE  
 Ask for details

★ WE PURCHASE SURPLUS STOCKS  
 OF INLINE TUBES: ALSO A56/  
 66 - 510/540 ETC. OLD GLASS.  
 DELIVERY: By return on all stock items.

**THE COMPANY WHO PUT HIGH STANDARDS FIRST**



CHROMAVAC LTD., PUMP STREET,  
 HOLLINWOOD, OLDHAM OL9 7LR

Ask for Mr Butterworth ON: 061-681 2959

**LOOK AHEAD!**


**WITH MONOLITH MAGNETIC TAPE HEADS**

DOES YOUR VCR GIVE WASHED OUT NOISY  
 PICTURES - ITS PROBABLY IN NEED OF A NEW  
 HEAD - FAST FROM OUR EX-STOCK DELIVERIES.  
 SAVE £££'s ON REPAIR CHARGES.

Our replacement video heads  
 fit most models of VHS or  
 Betamax VCR's. Following our  
 replacement guide and with a  
 practical ability, you can do the  
 whole job in your own home  
 with our head replacement kit.



**VIDEO HEAD REPLACEMENT KIT**




VMC-02 KIT ONLY £19.95 inc. VAT. + £2.50 p&p  
 (Kit does not include video head)

TELEPHONE US NOW FOR INFORMATION OF THE  
 REPLACEMENT HEAD FOR YOUR VIDEO RECORDER.

**CATALOGUE:** For our full Catalogue of Replacement  
 Video and Audio Cassette/Reel to Reel Heads, Motors,  
 Mechanisms, etc. Please forward 50p p&p.

**THE MONOLITH ELECTRONICS CO. LTD.**  
 5-7 Church Street, Crewkerne, Somerset TA18 7HR, England.  
 Telephone: Crewkerne (0460) 74321 Telex: 46306 MONLTHG



**CCTV CAMERAS  
 FROM ONLY  
 £69.50 EACH!  
 PLUS CARRIAGE  
 & VAT**

Crofton Electronics are pleased to announce that they are now able to supply C.C.T.V. cameras complete with standard lens, starting at the amazing price of £69.50 + VAT & carriage. Two models are available. Model 'A' incorporates a 3/8" vidicon tube, and model 'B' has a 1" tube. Both models employ vidicon racking thus allowing focusing from a few inches to infinity. Both models also have a standard 'C' mount and thus will accept a wide range of different lenses. Model 'B' can be driven from external sync pulses and produce a composite/non composite output. Though not new each camera has been completely refurbished to a high standard in our own workshops and comes ready to work with any suitable monitor, digitiser, VCR etc. (may also be used with a domestic TV set by the addition of a simple modulator - kit available.) From an input of 240v ac, the cameras produce an output of 1 volt peak-peak and are equipped with standard tripod mounting bushes. With applications as diverse as education, amateur dramatics and shop/industrial/domestic/farming security systems, demand is sure to be high and orders will be dealt with in strict rotation.

Model 'A' all inclusive price £85.10 subject to availability.

Model 'B' all inclusive price £97.75 subject to availability.

**DON'T DELAY - PLACE YOUR ORDER TODAY!**

Also available on special offer - Brand New Time Date Generators at the amazing price of £132 inclusive. Normal price £477. These generators are mains driven and accept normal composite video in. They produce video out with time/date/month/year added to the signal, and with the option of normal or inverse video of the added data. The position on the screen of the added data is adjustable. Switchable character size is also provided for, on an internal DIL switch. A REAL MUST FOR SECURITY APPLICATIONS WHEN RECORDING. There are only a limited number of these, so hurry to avoid disappointment. Orders will be dealt with on a strictly first come first served basis.

We also have for disposal a whole host of used items such as cooling fans, power supplies etc - so please ask for list. Our complete range of products include plugs, sockets and cables, TV aerial accessories, monitors, computer products, security telephones and door entry/alarm equipment, and surveillance and counter surveillance equipment. If you would like all our cats please send a 40p SAE.

**MOST MAJOR CREDIT CARDS ACCEPTED**


**CROFTON ELECTRONICS** ☎ 05448 557

'KINGSHILL', NEXTEND, LYONSHALL, HEREFORDSHIRE HR5 3HZ









# TELEVISION

## Right place, right time

The death of Sir David Robinson on January 10th, aged 82, founder of Robinson Rentals, serves to remind us that it has been possible at various times in the past to make a fortune in the TV field in the UK. Sir David's knighthood came in 1985, for gifts to charity estimated to have been over £26m, including £17m to found the Cambridge college that bears his name. Sir David left school at fifteen to work in his father's bicycle shop. He started his own business, as a car dealer, in Bedford in the early thirties, and by 1937 the firm had moved into radio, electrical and cycle retailing. TV rentals came after the war and expanded with the first TV boom that started with the coronation in 1953. By 1962 Robinson Rentals (Holdings) was making a profit of some £1.5m a year. Sir David sold the business to Granada in 1968, for some £9m. Thereafter his interests turned to the turf – in the early seventies he was the UK's largest racehorse owner. In the decade after 1968 his jockeys rode nearly a thousand winners.

It is in no way to belittle the achievements of Sir David in the TV field to point out that he had the good fortune to be in the right place at the right time – or rather to have done the right thing at a favourable time. In addition to hard work and having a good idea, an element of luck is required for success in business. Others who made their fortunes in the TV field during the period included Sir Michael Sobell and Sir Jules Thorn. Interesting that both should have been noted for their philanthropic work and an interest in horses.

TV (and VCR) rental remains a considerable, if declining, industry to this day. Its heyday came during the fifties and sixties, when TV sets were relatively expensive and none too reliable. It made sense for the public to rent their sets, transferring the problem of maintenance to the rental company. From the business point of view, set rental had certain advantages over retailing in those days. It was the period of stop-go demand management, when the chancellor of the day would hoist or slash purchase tax with successive budgets (and often in between). The retailer could be caught with a shopful of sets no one wanted, or a stock shortage when demand boomed. The rental companies could sit back and relax as the payments on their sets came in week by week. There were also tax advantages. The rental company's sets were its trade stock, so no purchase tax was involved. Rental made sense all round, and the public took to the habit enthusiastically. It was given a final, and considerable, boost when the colour boom period came in the early seventies.

The advantages of rental have waned as set reliability has increased and the tax situation has changed. One wonders whether demand management could have worked if implemented with greater skill. The basic idea, after all, was to maintain production and employment. Unfortunately, all too often a boost was given to spending just as industry was recovering from a period of recession and vice versa. So it became boom or bust. The problem is in gathering accurate statistics and taking appropriate action at the right time to have the desired effect. It didn't work too well, though one has to admit that the present system doesn't either: one lot of problems have been swapped for another.

Rental firms managed to sail through the boom and gloom periods relatively unscathed. Sir David made his money, so did Sir Jules. Sir Michael's contribution to TV came in a different area, in manufacturing. He produced rational sets in a rational way – Sobell designs did much to end the vintage era of quirky circuits, with engineers experimenting as they went along. The sets used simple but effective chassis, were reliable and value for money. They were the first to break various price barriers as the price of sets began to fall with mass production (the first 21in. set at under £100 for example, if I recall correctly). Sir Michael was again fortunate in being in a position to seize the opportunity when it arose – to produce simple, inexpensive sets at a time when the mass TV market was rapidly developing. He eventually, again at the right time, sold out to GEC. Many others, from Baird onwards, have striven hard in the TV field but failed to make much out of their efforts.

It's interesting to look back on these success stories in this profitless time for the TV industry in the UK. We can design and make good sets, but profit has become an elusive thing. The fierce competition from Japanese and, more recently, Korean manufacturers has been the major factor in cutting profit margins to the bone. But industry in other countries has had certain advantages. The Japanese ensured, until recently, that the yen remained relatively undervalued. The government in Japan supported industry – in fact to some extent government and industry have been the same thing in Japan. The famed Ministry of Trade and Industry provided strategic planning and encouragement. It all worked very well. Until recently. No one's luck, it seems, lasts for ever. The value of the yen eventually had to rise. It rose from 240 to the dollar to 160 to the dollar during 1986, with a devastating effect on the profitability of Japanese manufacturers. Figures recently released by the Electronics Industry Association of Japan reveal that while production declined only slightly during 1986 (production of consumer electronics goods fell by 8.7 per cent) profitability fell substantially. Companies have been reporting profit declines of around sixty per cent. As in other places and times, lucky the person or firm who's on the spot when opportunity presents itself. More seriously however one has to ask whether it's wise that so much should be left to chance. Governments are there to ease conditions in a changing world. They haven't been making a very good job of it, and leaving it all to "the market", the current economic fad, has hardly been a success.

## EDITOR

John A. Reddihough

Please note that the telephone numbers below are for contact with the advertisement departments only. Editorial enquiries should be sent to the editor at the address given on page 297.

## ADVERTISEMENT MANAGER

David W.B. Tilleard  
01-261 6671

## SECRETARY

Janet Reeve  
01-261 6671

## CLASSIFIED ADVERTISEMENTS

Pat Bunce  
01-261 5942

## ADVERTISEMENT COPY AND MAKE-UP

Ron Scorey  
01-261 6035

## COVER PHOTO

This month's cover photograph shows the remote control and microcomputer PCB (PC1544) used with the Ferguson TX100 chassis. The MAB8440P microcomputer chip is at the top, with the SAB3035 CITAC chip below it and the SAA1061 display driver to the right. See article on page 320.

# Faults in CCTV Systems

Part 1

Peter Graves

Closed-circuit television systems have their own particular types of faults. Some are easily recognisable by looking at the monitor screen while others are more subtle. This short series will look at some of the less common problems found during field and bench servicing: the faults described are all genuine, though some of the system descriptions have been simplified to cut out irrelevant details.

## Installation Fault

Our first case concerns an external camera overlooking a large car park. It was mounted in a weatherproof housing on a pan and tilt unit at the top of a steel pole (see Fig. 1). The control and mains cables were combined in the form of a single multicore cable that ran up the centre of the hollow pole, along with the video coaxial cable. At the base of the pole the cables passed via an underground duct to an equipment cubicle about 3m away. The cubicle contained a mains distribution panel, the telemetry receiver and its relay unit.

The equipment had been installed some years previously. Maintenance had recently become the responsibility of another company, and engineers from this firm had arrived on site to carry out routine system checks. There had been no complaints of any problems, and the camera appeared to be working normally. While the camera control settings were being checked, working from a lift truck, the system suddenly started to behave erratically. The mains supply kept going on and off and the lens, pan and tilt functions would appear and disappear intermittently. There was no obvious explanation, and nothing that was done at the camera head or in the equipment cubicle seemed to affect the situation which deteriorated until the mains fuse blew, cutting everything off.

We had no circuit diagrams and could make no sense of the control cable wiring. You would normally expect one core for each remote control function, such as pan left, iris open and so on. Some of the cores in this cable appeared to be open-circuit while some were shorted to others: there was no discernible pattern.

Inspection revealed that the multicore cable had suffered a major burn up inside the cable duct between the

pole and the equipment cubicle. When we assessed the facts we came to the conclusion that during installation the cable had been pulled tight through the duct and up the pole. As the pole moved in the wind the cable had been pulled backwards and forwards across the rough surface of the duct until it had worn through. Shorts between the cores had caused substantial damage to the cable.

The multicore cable was replaced completely, allowing some slack this time. Only one question remained. The cable must have been wearing away for some time before it finally failed. It could have done so at any time, so why did it wait until the first visit from a new maintenance group?!

## Intruders

The complaint in our second case was that the picture from one of two cameras mounted below the canopy of a garage to watch the pumps was deteriorating and was particularly poor at night.

The engineer arrived during the day and found that both pictures were satisfactory, though the one complained about was slightly duller. Access was gained to the camera and the housing was opened for inspection. We found that the cable gland at the rear of the housing was larger than the cable and had been left unsealed. A spider had got in through the hole and had spun a web across the inside of the housing faceplate, cutting down the amount of light reaching the camera. It had also raised a large family whose members were scuttling about all over the camera: what they all found to eat was a mystery.

The intruders were evicted, the glass cleaned and the hole round the cable was sealed with insulating tape. No further problems were experienced.

## Switcher Problem

Our third case takes us to a clothing shop where a two-way switcher failed twice for no obvious reason. The type of switcher fitted had a three-position switch and a variable control on the front panel. Two switch positions allowed either of the two cameras to be viewed continuously on the monitor. In the third position the pictures from the two cameras were alternately switched to the monitor at a rate set by the variable control.

On the first occasion that the switcher failed we found that the power rails were correct but the CMOS i.c.s used were not allowing the signals through. As no circuit diagrams were available and the chips are cheap they were all changed without an attempt to look for any specific cause of the fault. This action restored correct operation of the switch which was consequently reinstalled.

Some months later the switch failed again, and this time we looked at it more carefully. The switching logic was partly controlled by a CD4011 quad two-input NAND gate i.c. Measurement of the voltages at its inputs and outputs showed that it had failed. While we were making these checks we noticed that the printed circuit tracks around the CD4011 didn't look right. The unused gates in

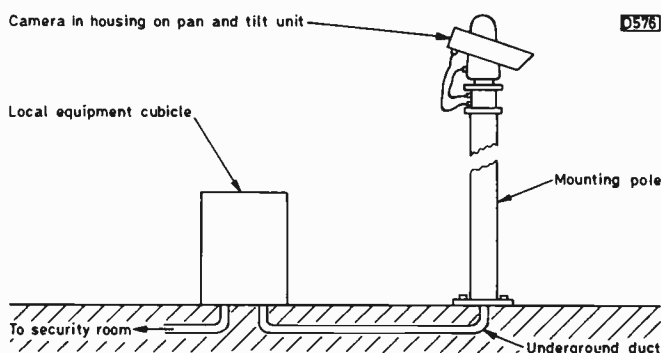


Fig. 1: Car park equipment layout.

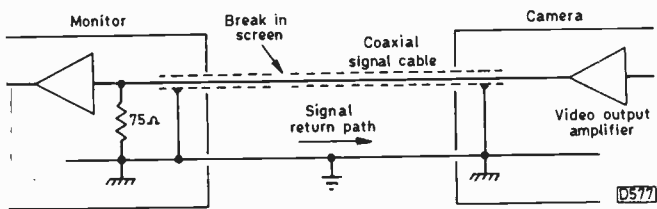


Fig. 2: A severed coaxial cable screen resulted in the signal return path being via the mains earth.

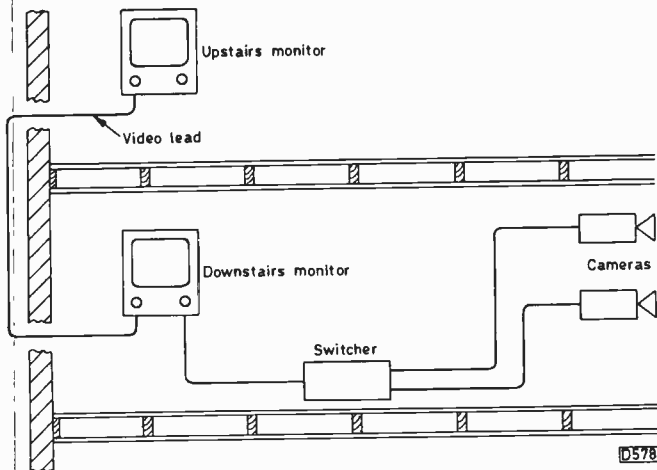


Fig. 3: Equipment layout at a two-story shop.

the package had been left open-circuit by the designer of the switch. Bearing in mind the warnings in CMOS literature about leaving unused gate inputs floating we connected them all to the nearest power rail.

After replacing the CD4011 the unit worked correctly and was reinstalled. It's too early to be able to report that a permanent solution has been found. We feel it's curious that the switcher in this one shop should have failed twice while identical switchers elsewhere have given us no trouble. Does the movement of modern synthetic clothing generate enough static electricity to affect the open-circuit gates of the switcher, or is there an unsuspected fault waiting to happen again?

### Defective Cabling

Three cameras mounted in weatherproof housings on pan and tilt heads were used at a large industrial site. Each camera had its own monitor and remote control unit. During a routine maintenance visit we checked and set up the three cameras which worked correctly with a local monitor connected directly to the video output sockets. Back at the control room however the pictures from only two of the cameras were satisfactory. The third produced a picture that was weak, noisy, locked badly and had echoes – black ghost images following a bright white object and vice versa.

The monitor concerned was tried with another camera which proved that it was working correctly. An oscilloscope check then revealed that the signal input to the monitor was of low level with distorted sync pulses. Temporary removal of the monitor's mains earth resulted in loss of picture, indicating that the signal return was coming back through the mains earth instead of the screen of the coaxial cable (see Fig. 2). The resulting severe cable mismatch would cause the symptoms described, but where was the break?

The cable run to this camera was approximately 200m,

the final 100m to the camera being inaccessible without a lift truck. Fortunately we found that there was a junction box at the 100m point. Two of the camera cables went through the junction box and comparative measurements back to the monitors (by lifting off both cables and shorting them) showed that the faulty cable had an open-circuit screen in this length, most of which could be reached.

Without special measuring equipment, such as a reflectometer which sends a pulse down the cable and measures how long it takes for the reflection from the fault to return, there was no way of predicting where the problem lay. The cable ran along a high ledge that could be reached only with a ladder, making visual inspection of the entire length difficult. No obvious problems could be seen. The faulty cable was cut at about the 50m point and measurements were again made to determine which half of the cable contained the fault. The cable was then again cut halfway between the ends of the faulty section, until the fault was eventually isolated to a short section which could be given a careful visual inspection.

A telephone cable had been run alongside the bundle of television coaxial and remote control cables. At some time in the past the telephone cable had been cut and part of it removed. Whoever had done this had also nicked one of the coaxial cables, cutting through the sheath, part of the screen and some of the inner insulation. The weather had done the rest by entering the cable through the break and corroding the screen's copper strands until they parted, giving an open-circuit screen.

We cut out the faulty section of coaxial cable plus a short length on either side in case water had penetrated along the cable. A new section was then fitted and the cuts made in the cable to find the fault were repaired with crimps covered heavily with insulating tape. The slight mismatch caused was not visible on the picture produced. After refitting the cables in the junction box normal results were restored.

### Mains Wiring Trouble

Two cameras, a video switcher and a monitor were installed on the lower floor of a shop. A slave monitor was mounted in an upstairs office, powered from the office mains supply and fed with the video signal from the downstairs monitor via a length of coaxial cable that ran up an outside wall (see Fig. 3).

The system worked well when first installed, but shortly after commissioning it the customer complained that the pictures displayed by the upstairs monitor had become "poor and wavy". On arrival at the site we found that the pictures on the downstairs monitor were satisfactory but the upstairs monitor had a low-amplitude hum bar on the screen and poor line lock, causing intermittent sideways movement of parts of the picture plus some line break-up. As this was a new installation and we'd had some reliability problems with the type of monitor used we changed it for another new one. To be fair we'd not had hum problems previously with any of the faulty monitors, but changing it seemed to cure the fault.

A few days later, before the monitor we'd removed from the site had been looked at in the workshop, the customer rang to say that the original fault had reappeared on the new monitor.

On the second visit we investigated the whole system much more thoroughly. An oscilloscope check showed that the video signals downstairs were clean and of the



correct amplitude. Upstairs, a check with the same scope revealed severe hum on the video signal coming up the coaxial cable. On unplugging the cable from the monitor and making a voltage check between the screen of the coaxial cable and the monitor's chassis we obtained a reading of 15V a.c.!

The fault lay in the building's mains wiring. Faulty cabling resulted in a potential difference between the earths upstairs and downstairs. This superimposed hum on

the video signal, causing the hum bar and triggering problems with the upstairs monitor.

The problem could have been cured by running a mains cable from the downstairs mains supply to the upstairs monitor, but such a large voltage between the mains earths pointed to possibly lethal faults in the building's wiring. The customer was warned about this and we advised that the wiring be checked as a matter of urgency. The fault did not reappear after this had been done.

## Opto-isolated RGB Interfacing

P. J. Dinning, B.Sc.

In the August 1986 issue of *Television* Brian Webb described an excellent, simple RGB interfacing circuit for use between a microcomputer and a modified TV set. To reduce the cost by avoiding the use of an isolating transformer, and to improve the isolation level and reduce the feedthrough capacitance, I decided to see whether opto-isolation could be employed. It may not be realised that there are a few hundred picofarads of interwinding capacitance in an isolating transformer. This, coupled with a fast transient on the mains supply, can easily corrupt data due to capacitive transfer between windings on the isolating transformer.

A check on the RS Components catalogue revealed that a suitable digital opto-isolator, with a bandwidth of 20MHz, is available at £4.32 (order number 304-273). A slower and cheaper isolator (order number 308-613) can be used for the sync feed. These devices provide 2.5kV r.m.s. isolation with a feedthrough capacitance of approximately 1pF.

### Circuit Details

The circuit adopted is shown in Fig. 1. The part to the left of the broken line represents a typical RGB output port (BBC Model B). The output from this port consists of high-speed TTL signals, so for optimum results the leads must be correctly terminated. Twisted pair wire gives good results over several metres. Resistor R1 serves to terminate the line while C1 is a speed-up capacitor. The reverse-connected LEDs (LED1 etc., RS type 586-475), serve to balance the line in the forward and reverse directions. To give adequate decoupling, capacitor C2 (0.22µF) must be connected directly across the opto-isolator chip. When used with the original Brian Webb circuit (Fig. 1, page 641, August 1986) the 470Ω resistor in series with the sync gate, i.e. to pin 17 of the 74LS240 chip, can be omitted.

If the unit is being built on a PCB an earthed track should be run down the middle of the solder pads for the i.c.s.

The second section of the sync coupler can be used to give automatic switchover from TV to monitor use within the set by means of relays. The drive in this case consists of the 5V supply usually present at an RGB output socket.

### Results

The circuit described has been in use for some time, with both an old Philips and a modern Japanese set. It

gives exceptionally crisp and clear characters and graphics, even when the computer is in the 80 column mode. I believe that this circuit is considerably cheaper than an arrangement using an isolation transformer, especially when one considers that a 500W or larger transformer is usually required for sets with switch-mode power supplies because of the non-symmetrical current waveforms.

### Component Availability

RS Components products can be obtained from components stockists or by mail order from Electromail, PO Box 33, Corby, Northants NN17 9EL (0536 204 555) – terms are cash with order.

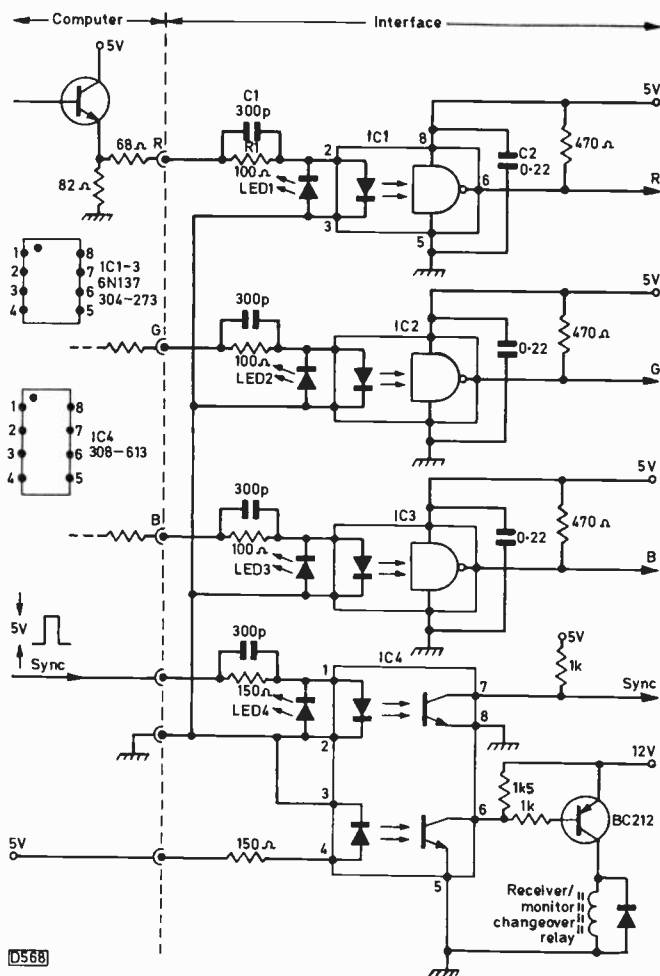


Fig. 1: Opto-isolator interfacing circuit.

INSTALL YOUR OWN SYSTEM AND SAVE

# SECURITY

MODULES ACCESSORIES KITS

**NEW**

## "PASSIVE INFRA-RED INTRUDER DETECTOR RP33"




- 12 metre detection range.
- Size only 80 x 60 x 40mm.
- 24 Detection zones.
- Wide 85° coverage.
- Switchable LED indicator.

This advanced new intrusion detector operates by detecting the body heat of an intruder moving within the detection field. The use of a dual element pyroelectric sensor means that changes in ambient temperatures are ignored, thus providing a stable and reliable performance. Easily installed in a room or hallway, the unit will provide effective detection of any intrusion. Operating from a 12V supply and consuming only 15mA, it is ideal for use with the CA 1382, CA 1250 or any equivalent high quality control unit. Supplied with full instructions, its performance compares with detectors costing more than twice the price.

**ONLY £23.95 + V.A.T.**

## CA 1382 An advanced control unit with automatic loop testing.



- Fully automatic siren re-set.
- Audible entry/exit warning.
- Alarm Sounded memory.
- 2 separate loop inputs + 24hr circuits.
- Built-in electronic siren.
- Easily installed, full instructions supplied.

This latest control panel provides effective and reliable control for all types of security installations. Its advanced circuitry checks the loop circuits every time it is switched on, preventing incorrect operation. Using a simple 'on/off' key switch, it is easily operated by all members of the family. In addition it provides 24 hr. personal attack protection. Housed in a steel case, it is supplied with full operating instructions.

**Only £44.95 + VAT**  
Available in kit form with fully-built electronics, £39.95 + V.A.T.

## Digital Ultrasonic Detector US 5063



- 3 levels of discrimination against false alarms
- Crystal control for greater stability
- Adjustable range up to 25ft
- Built-in delays
- 12V operation


This advanced module uses digital signal processing to provide the highest level of sensitivity whilst discriminating against potential false alarm conditions.

## Individual Enclosure SC 5063

**only £2.95 + VAT**  
Suitable metal enclosure for housing the ultrasonic module type US 5063. Supplied with the necessary mounting pillars and screws etc.

## Control Unit CA 1250

**Price £19.95 + VAT**



This tried and tested control unit represents the finest value for money in control systems, providing the following features:

- Built-in electronic siren drives 2 loud speakers
- Provides exit and entrance delays together with fixed alarm time
- Battery back-up with trickle charge facility
- Operates with magnetic switches, pressure pads, ultrasonic or I.R. units
- Anti-tamper and panic facility
- Stabilised output voltage
- 2 operating modes full alarm anti-tamper and panic facility
- Screw connections for ease of installation
- Separate relay contacts for external loads
- Test loop facility

## 500W Quartz Halogen Floodlight FL 500



**only £14.95 + VAT**

Whilst intended for security lighting applications, this unit is suitable for lighting patios, pathways and gardens etc. Supplied complete with 500W lamp, priced only £14.95 + VAT. Protective grill, £1.95 + VAT.

## Lighting Controller DP 3570

**only £13.95 + VAT**

This versatile module provides timed switching of loads up to 3A for pre set times between 10 secs and 5 mins, the timed period being triggered by the opening or closing of an external loop or switch. The built in 12V 250mA power supply is available for operating external sensors. Priced only £13.95 + VAT. Suitable plastic enclosure £2.85 + VAT.

## HW 1250 - Enclosure & fixings for CA 1250

**only £9.50 + VAT**

This attractive case is designed to house the control unit CA 1250, together with the appropriate LED indicators and key switch. Supplied with the necessary mounting pillars and punched front panel, the unit is given a professional appearance by an adhesive silk screened label. Size 200 x 180 x 70mm.

## Infra-red System IR 1470



**only £25.61 + VAT**

Consisting of separate transmitter and receiver, both of which are housed in attractive moulded cases, the system provides an invisible modulated beam over distances of up to 50m, operating a relay when the beam is broken. Intended for use in security systems, but also ideal for photographic and measurement applications. Size 80 x 50 x 35mm.

## SAMPLE OF OUR WIDE RANGE OF ACCESSORIES

- AL 243 - Automatic Light Switch Switches 3A at 240V - £4.30
- VS 39 - Vibration Contact - £2.30
- IS 128 - Miniature 12V Siren provides 100db output - £6.95
- SL 157 - Siren Module - £2.95
- HS 588 - 5 1/2" Horn Speaker for use with control unit, siren module, etc. - £6.25

The above prices are plus V.A.T.

**Complete systems from only £39.95 + VAT**

For full information of systems and accessories, send or call for details.

## RISCOMP LIMITED

Dept. TV73  
51 Poppy Road,  
Princes Risborough,  
BUCKS. HP17 9DB.  
Tel: (084 44) 6326



Order by 'phone or mail or call at our showroom and see

### UNITS ON DEMONSTRATION

Monday to Friday 9.00 - 5.00 p.m.  
Saturday 9.00 - 1.00 p.m.  
Please add 15% VAT and 75p P&P to all UK orders  
Export no VAT - postage at cost

## UPDATING COURSES

HIGH PERCENTAGE OF PRACTICAL WORK INTENDED FOR QUALIFIED SERVICE ENGINEERS.

## VCR SERVICING

(3 WEEKS FULL TIME)

NEXT COURSES START ON MAR. 16th, MAY 11th & JUNE 22nd 1987

- TUITION FEE £575

## MICROCOMPUTER SERVICING

(ONE WEEK FULL TIME)

NEXT COURSES START ON APR. 6th & APR. 13th. - TUITION FEE £250

(MSC grants available on JTS/ATS training schemes, subject to approval. If you are unemployed, or are currently employed and require retraining, or updating, you or your employer may be eligible for financial assistance under one of the above schemes.)

Further details from:

**LONDON ELECTRONICS COLLEGE (VC Dept.)**

20 Penywern Road, Earls Court, London SW5 9SU

Tel: 01-373 8721

# MICRO-X

SAVE TIME AND MONEY

## EUROPE'S No 1 DISTRIBUTOR IN SATELLITE RECEIVER SYSTEMS

### DISHES

- Alcoa 1.8 petallized (black mesh or solid) original p/mount
- Alcoa 2.4 petallized (black mesh or solid) original p/mount
- Alcoa 1.2 offset aluminium motorized horizon-to-horizon built-in p/rotor
- Levick 1.6 m spun aluminium with polar mount, feed horn & ground stand
- Levick 1.25 m spun aluminium with p/mount and ground stand
- I.R.T.E. 1.5 m pressed aluminium with p/mount and feed horn
- Laux Beta9 2.8 m aluminium petallized with p/mount
- Skyscan 1.5 m offset GRP. with p/mount & stand

### DISH POSITIONERS

- Houston Tracker II controller + 18" jack
- Houston Tracker II controller only
- Houston Tracker 18" jack only
- Houston Tracker II remote upgrade
- Houston Tracker III + 18" jack
- Drake APS24E + 24" jack
- Drake APS424E + 18" jack
- Skyscan jack only
- NEC 2025 Tracker + 18" superwinch

### RECEIVERS

- Drake ESR 324E 24 presets. manual
- Drake ESR 424E fully remote (black)
- NEW NEC 2022 fully remote+graphics
- Maspro SRE 80L manual
- Maspro SRE 80R remote
- Luxor Mk2 remote
- Echostar SR1000
- Echostar SR3000 fully remote
- Skyscan receiver + built-in dish control

### LNB's

- SPC electronics typ. 2.0db
- NEW NEC 2021 typ. 2.3 db
- Echostar LNB typ. 2.0 db
- Maspro 770X typ. 1.8 db

£	DESCRIPTION	£
325	<b>POLARIZERS</b> New Chaparral 2293 11GHZ	54.90
495	New Alcoa with feed & support New I.R.T.E. (no moving parts)	77.50 79.00
275	New Maspro PS 75ET Skyscan I.R.T.E. orthmode + rings	149.00 45.00 69.00
275	Luxor V/H switch Maspro V/H switch	129.00 69.00
239	Levick feed with Scaler	18.00
163	<b>CABLE &amp; CONNECTORS</b> Raydex RA519 low loss	139.00
329	250 m drum New 1-Run ribbon 4 cables in 1	149.00
650	100 m drum New Star-core actuator cable	49.00
299	100m drum Crimp-on gilbert N-connectors (RA519)	3.85
199	Crimp-on gilbert F-connectors (RA519)	1.10
139	RG6 F-connectors	0.29
68	American N-crimp-on	1.95
22	Crimp tool N or F	22.00
259	F male to N female	2.75
189	F female to N male	3.95
229	Double N female or male	4.50
75	2 way splitter N type passive	38.00
285	4 way splitter N type passive	46.00
	4 way active splitter active	56.00
	Line amp 18 db equalized	34.40
	Inogen inclinometer	39.00

YOU CAN MAKE OVER 100 DIFFERENT SYSTEMS FROM THE ITEMS IN THIS PRICE LIST!

Buy the easy way: call  
Micro-X on London 968 6622  
or Telex 915866 Microx G  
FAX: 01-960 1130

### SOME SELECTED SYSTEMS

High Quality, Low Cost  
Levick 1.25m dish with polar mount  
SPC LNB  
Drake ESR 324E receiver  
**£416**

Drake Fully Remote  
Drake ESR 424E receiver  
SPC LNB  
Alcoa 1.8 m dish (black mesh or solid)  
Alcoa polarotor  
Houston Tracker II  
**£899**

NEC Fully Remote  
New NEC 2022 receiver  
New NEC LNB  
Alcoa 1.8 m dish (black mesh or solid)  
Alcoa polarotor  
Houston Tracker II  
**£925**

The "Skyscan" System  
1.5 m offset dish  
Receiver with built-in dish control  
LNB & p/rotor & actuator  
**£869**

The Fully Remote "Special"  
New NEC 2022 receiver  
New NEC LNB  
New Alcoa 1.2 m aluminium offset  
with built-in motorized  
horizon-to-horizon  
mount and built-in polarotor  
Houston Tracker 1R controller  
**£799**

EXPORT ENQUIRIES WELCOME

Micro-X, Europe's leading distributors of Satellite receiver systems bring you the best systems from the World's greatest manufacturers. When you buy from Micro-X you are buying high

quality products from leading manufacturers who care about you and your customers, all products supplied by Micro-X are covered by full warranty and spares are readily available should you require them.

**MICRO-X LIMITED, 765-767 HARROW ROAD  
LONDON NW10 5NY. TELEPHONE: 01-968 6622  
TELEX: 915866 MICROX G. FAX: 01-960 1130**

# MICRO-X

LARGE DISCOUNTS ON QUANTITY ORDERS

# Dealing with Liquid Spillage in Videocassette Recorders

**Derek Snelling**

Judging by what passes through our workshops liquid spillage into VCRs is a relatively common occurrence – certainly more so than with TV sets. During the eight years I spent servicing TV sets I encountered only one case of spillage, but with VCRs we seem to get at least one case a month on average – and once had four cases in a week.

## Causes

The causes vary but the most common are children's drinks followed by pets, tea/coffee, plant pots etc. The worst of these has to be pets, not just because the liquid is more corrosive but because of the smell, especially when resoldering suspect joints (even after washing). The corrosion that manifests itself in the form of green or white deposits on wires and print occurs not so much because of the corrosive nature of the fluid itself but because of the electrolytic action that takes place when voltage is applied to the affected circuit.

## Effects

The trouble with a spillage is that the faults usually don't show up until the corrosion is well advanced. What tends to happen is that the customer lets the VCR dry out then switches on. If the machine has been left long enough it will then probably work, but the residue left behind by the drying liquid will, with the aid of the various voltages, begin to eat into the wires and soldered joints. Eventually, perhaps after a few weeks, a wire will be eaten through or sufficient leakage will have developed between two adjacent points to cause a breakdown. Sometimes, especially when a pet abuses the machine during the night or morning, the customer may be unaware that anything untoward has happened. Just occasionally the spillage occurs when the machine is in use, in which case you will usually get to do the repair before the corrosion sets in, particularly as one or more of the fuses may have blown.

## Steps to Take

When confronted with a spillage job, what's the best way to go about repair? The first rule is to ignore the faults. They will usually be obscure, illogical and untraceable using normal fault-finding techniques. First examine the top of the cabinet and try to establish the path taken by the fluid. This will enable you to determine which panels to check for corrosion. If at all possible, each affected panel should be removed from the machine for attention in turn. In the area affected by the spillage, remove all electrolytics, i.c.s, sockets, transistors and diodes that are mounted hard against the print. Put the panel in the sink and wash it with Servisol Foam Cleanser 30, rubbing this in with a short-haired paint brush. Do both the component and the print sides of the board. Wash under the tap, then with methylated spirits or isopropyl alcohol. Finally, dry with a kitchen towel fol-

lowed by a blow from a vacuum cleaner or high-powered hairdryer (don't use the hot setting however). Be particularly careful to get the cleanser from under the various components.

Next carefully examine the area of the spillage for any signs of corrosion. Remake any doubtful joints with fresh solder. If a component's leg looks as if it's suspect, move the component. If the leg doesn't break it's probably all right. Clean the i.c.s, transistors and sockets removed from the panel in the same way, being particularly careful to clean between the legs of the i.c.s. As before, if in doubt bend a leg to see if it breaks. Refit the i.c.s, transistors and sockets on the board. Replace all the electrolytics and diodes removed from the board with new ones – they aren't expensive and it will save you a lot of fault-finding and intermittent problems later as these seem to be the components most prone to the effects of spillage.

Before reconnecting it, leave the board in a warm place for twenty-four hours to ensure that it's dry. Repeat this procedure with each affected board. Finally check the plugs to the boards in the affected areas. The leads in these plugs are usually just crimped to the pins, and if liquid gets into them they soon become intermittent. To check the plugs, remove the pins from the moulding one at a time by pressing on the exposed side of the pin with the blade of a trimming tool while pulling the attached wire. If the connection looks to be doubtful, solder the wire to the pin. Be careful not to let the solder flow down and block the pin up. In bad cases it may be necessary to bypass the plug altogether and solder the wire(s) to the board directly. In addition, in bad cases the liquid may have been drawn up the wire by capillary action: it may be necessary to strip the wire back by half an inch or so to reach clean wire.

## Testing

When all this has been done, reassemble the VCR and switch on. If the machine was not in use at the time of the accident it will probably work. If it doesn't, switch off and check again for further signs of spillage – and don't be tempted to take short cuts with the cleaning. If the machine was in use at the time of the accident you'll probably have some fault finding to do, but at least it should now succumb to normal fault-finding techniques. If you find yourself presented with a fault that doesn't appear to make sense this is a sure sign that there's still some spillage effect somewhere in the machine.

## The Mechanics

Finally a word about the effects of spillage on a machine's mechanics. It's usually best to replace any rubber components such as the pinch roller, belts or tyres that show any signs of contamination. Also clean and lubricate any sliding parts. Most importantly, clean the tape path thoroughly whether it appears to be affected or not, as it can result in repeated dirtying of the heads as the residue from the spillage is carried around by the tape.



# Teletopics

## **FERGUSON FASTEXT**

The first sets to use the new fastext teletext feature will be available from Ferguson in late March/early April. Fastext provides an enhanced teletext service by allowing faster and easier access to teletext pages. It has been a joint development by the broadcasting organisations and the setmakers and has taken some years to bring to fruition. Now that the BBC and the IBA have started to use fastext for their Ceefax and Oracle services it's likely that a number of overseas countries will adopt the system. It should be emphasised that fastext is an addition to the current teletext specification and in no way makes existing teletext decoders obsolete – a standard teletext decoder merely ignores the fastext feature.

It was recognised some years ago that two characteristics of standard teletext impede its acceptance by the general public: the slowness of page acquisition and the difficulties that some users experience in finding their way round the pages of information available to them via teletext. Various technical solutions to these problems have been investigated and some have been implemented. These include reducing the number of different pages available so that transmission rates can be increased, using multipage sequences to speed up transmission times, and adding memory capability in the receiver to store pages. The most effective approach, fastext, comes from co-operation between the broadcaster and setmaker: extra signals are transmitted in spare parts of the teletext signal so that best use can be made of additional memory capability in the receiver.

The fastext specification was agreed between the various parties involved around the middle of last year. Its purpose is to minimise the two user problems previously mentioned by adopting a system of linked pages that are stored in the decoder's memory. At any time the decoder can store four pages which are then available for instant display. For any particular page of teletext, the broadcaster transmits additional information that links it with up to four other pages. This information on additional, linked page numbers is understood by the fastext decoder which puts three pages in addition to the one selected into its stores. An additional line at the bottom of the teletext page being displayed indicates to the user the extra pages that have been stored. These indications, or prompts as they are called, are colour coded (red, green, yellow, blue). Corresponding colour-coded buttons on the remote control handset enable the user to select any of the stored extra pages almost instantaneously.

This procedure makes it possible for the user to move around the pages being transmitted much more rapidly, with little reference needed to the actual page numbers. Provided the user knows the subjects he's interested in, relevant pages should be accessible much more quickly than before – it has been estimated that the system enables the user to scan through a number of pages five to ten times faster using fastext instead of the normal teletext procedure. Ferguson has made a major contribution in developing the software required for fastext.

The first Ferguson model to incorporate fastext will be the 59H5, a top of the range receiver fitted with a 59cm FS tube, stereo sound capability and other features. Included within the fastext implementation are the follow-

ing features: the teletext automatically comes up on the index page – or another page nominated by the broadcaster, such as Newsflash; a previous page facility – pressing the appropriate button restores the previously viewed page to the screen; an index facility – pressing this key brings the next level index page up on the screen; and automatic receiver switch off. The set is expected to sell for around £620 – the basic cost of adding the fastext feature is roughly £20. In addition to the extra memory in the decoder (standard memory chips are used) extra text acquisition circuitry is required so that the relevant pages can be rapidly captured for storage. During the course of 1987 Ferguson will be moving over to fastext – by late autumn it's anticipated that all Ferguson teletext production will be fastext. There are firm plans to start a fastext service in Ireland later this year.

## **COMPLETION OF CHANNEL 4/S4C COVERAGE**

The IBA's £50m engineering project to make the fourth programme channel available from over 850 transmitting sites will be completed later this year. Full parity will then be achieved with the ITV/TV-am coverage which extends to over 99 per cent of the UK population. Details of Channel 4/S4C relay transmitters due to open are available in each region on the Oracle teletext page 297.

## **NEW VHS SYSTEM**

JVC has developed and demonstrated in Japan yet another version of the VHS system, called S-VHS. It's been designed to provide much improved pictures – the horizontal resolution has been increased from the 240 lines of the present systems to 430 lines, giving pictures that are said to show no degradation from those provided by broadcast signals. Machines using the new system are expected to become available in Japan this summer at a price some 30 per cent above that of present top of the range models.

## **SATELLITE TV**

Longreach Marketing Ltd., the satellite TV distribution company based in Bath, has introduced a satellite TV dish alignment meter called the "Pico-Peaker". The peaker, Model PP1450, can be used for aerial orientation, feedhorn focusing and polarity alignment. It's available for £99.95 plus VAT from Longreach Marketing Ltd., Riverside Business Park, Lower Bristol Road, Bath BA2 3DW (telephone 0225 316 257) and comes with leather case and neck strap.

*Which?* has been taking a look at satellite TV receiving systems – and what's available by way of programming. It's not too enthusiastic, concluding "we're not convinced that the programmes available at the moment justify the expense of going for satellite TV". It recommends a fully-automated system and suggests avoiding systems that require manual tuning: rental, at about £50 a month, should be considered. The report, along with a survey of currently available large-screen colour receivers (nine models were tested), is published in the January edition of *Which?*

## **NEW PLANTS**

NEC, one of the leading Japanese electronics manufacturers, is to build a multi-purpose factory at Telford, Shropshire. The plant, which will be on a 48 acre site and represents an investment of some £36m, will eventually produce communications equipment, computers, elec-

tronic components and domestic electronics products. Production of VCRs is expected to start this July, followed by colour TV receivers, mobile telephones, fax machines and radio pagers. VCR production is expected to reach 240,000 units a year by 1990, when employment at the plant should reach 900. The plant will be owned by a new subsidiary, NEC Technologies UK, and will constitute a European manufacturing headquarters for NEC.

Meanwhile Samsung has threatened to stop plans to establish a plant at Billingham, Cleveland (see Teletopics December 1986). Samsung's concern is over fears that the EEC may impose tariffs on imported components. The plant was to be established in an ex-Rediffusion TV factory to produce microwave ovens initially with VCRs and CTVs later. Samsung is awaiting clarification of EEC intentions.

### **THE EURO-ELECTRONIC HOME**

Six major European electronics groups - Thorn-EMI, GEC, Mullard/Philips, Siemens, Electrolux and Thomson - are taking part in a £12m programme to establish a common European standard for computer-controlled domestic electrical/electronic installations. Most of these manufacturers have already developed integrated systems to enable all domestic electrical/electronic equipment to be controlled from a central home computer: the aim of the project, which is being run as part of the Eureka programme for European technological collaboration, is to establish compatibility between European products from different manufacturers.

### **MARKETING MOVES**

Thorn EMI Ferguson is to reintroduce a range of goods under the Ultra brand name. The aim is to market a range of products that will appeal to young new homemakers. Initially there will be two large-screen colour sets, Models U2001 (20in.) and U2201 (22in.), which are expected to sell at around £229 and £269 respectively. The Ultra formula will be to offer a limited range of value-for-money products, designed to appeal in a market sector where style and reliability on a limited budget are the prime considerations in purchasing decisions.

The Electronic Rentals Group (Visionhire), which acquired the Connect chain of outlets when it took over Teletelusion in October 1985, has decided to drop the name Connect in mainland UK. The Connect outlets will be integrated with the Visionhire chain - though the 15 stores in N. Ireland will continue to use the Connect logo. ERG report difficult trading conditions, with interim profits down from £7.74m to £7.27m. The decrease is attributed largely to problems with Connect, other sections of the company reporting increased profitability.

### **SERVISCOPE SPARES SERVICE**

The Serviscope depot at Farnham, Surrey, mentioned in our TV/VCR Guide (published with the April 1986 issue), has been closed. Spares are now held at the Preston main branch - telephone number 0772 651 551.

An up-dated VCR/TV Spares Guide will be included with our next issue.

### **LOW-COST STANDARDS CONVERTER**

CEL Electronics Ltd. (Chroma House, Shire Hill, Saffron Walden, Essex CB11 3AQ - telephone 0799 23 817) has introduced an all-digital TV standards converter, Model P156-2, at £4,995 plus VAT (UK retail price). The

converter is aimed at the industrial, commercial, educational and corporate video markets, its use avoiding the need to book time on a full-specification standards converter. Designed as a stand-alone unit the P156-2 employs a multi-standard decoder (PAL, SECAM or NTSC 3.58/4.43MHz) which can be manually or automatically selected, allowing conversion from 625- to 525-line standards and vice-versa.

A transversal filter optimises the luminance response, improving the transients and ensuring high-quality, instantly viewable pictures. Also included is a special two-line interpolator which corrects the geometry of the picture sizes. The device can also be used as a timebase corrector/synchroniser and in this mode the burst output provides a genlock reference. Inputs from almost any source are acceptable, including both high and low band U-matic and VHS recorders. Other features include freeze frame, freeze field one or two and a multi-line dropout compensator. Frames are stored at a luminance capacity of 385kbytes, and a chrominance capacity of 256kbytes. YUV component inputs are supplied as standard and PAL M is available as an option. The unit fits a standard 19in. rack.

### **HIGH-PERFORMANCE PAL/NTSC DECODERS**

Vistek Electronics' new Varicomb range of PAL and NTSC decoders achieves a luminance channel chroma suppression level of greater than 45dB. The improved performance is obtained by using unique two-dimensional variable spatial filters for colour component separation.

### **PUBLICATIONS**

Sony has published a group of three fault-finding guides for service engineers, Vol. 1 Video (part no. S-796-202-01), Vol. 2 TV and Home Computers (part no. S-796-000-01) and Vol. 3 Audio (part no. S-795-100-01). The books are available at £4.95 each from Sony (UK) Ltd., Service Department, Thatcham, Newbury. It's understood that the fault advice contained in these books is based on Sony's computer records for spares.

Newnes Television and Video Engineer's Pocket Book is available at a special introductory offer price for a limited period from Paul Richards Books, 28 Boscobel Road North, St. Leonards-on-Sea, East Sussex TN38 0NZ (see advertisement on page 367).

*World Satellite Update* is being published as a monthly supplement to the *World Satellite Almanac* by MLE Inc., PO Box 159, Winter Beach, Florida, USA 32971. A year's subscription costs \$225 for overseas orders (\$200 in the USA). It should be an essential service for those who have to keep abreast of the world satellite scene.

### **IN BRIEF**

JVC has introduced a 3¼-hour video tape (standard playing time) which is expected to sell for around £4.50. The cassette is known as the Dynarec E195HR . . . The S. Korean manufacturer Goldstar is to take over from Matsushita the supply of colour TV sets on an OEM basis for sale by GE in the USA. Matsushita had wanted price increases due to the cost of components imported from Japan for use in its US assembled sets . . . The 1987 Las Vegas SBCA/STTI satellite TV trade show is to be held on March 2nd-4th . . . Grundig is now offering a complete TVRO system in the UK, priced at around £1,800. It includes the company's established STR200 receiver and a 1.5m polar-mounted aluminium dish.

# TV Fault Finding

*Reports from Alan Shaw, Alfred Damp,  
J. R. Armagh, Hugh MacMullen and  
Philip Blundell, Eng. Tech.*

## **Ferguson TX100 Chassis**

We've had several cases of line output transistor failure in these excellent sets. A replacement may last for hours or even days and then fail again for no apparent reason. We had one set on soak test for the problem. Suddenly the line went off speed, and shortly afterwards there was another short-circuit line output transistor. Replacing the TDA2578A line generator chip IC4 cured the fault. It's advisable to use a genuine Philips/Mullard BU508A line output transistor – some far eastern types are not very reliable. **A.S.**

## **Rank T20/T22 Chassis**

We must have repaired scores of these sets over the years. The other day however one came in with an unusual fault we'd not come across before. The set would switch on from cold all right but if switched off and then on again within five minutes the power supply would fail to start up. The cause of the problem was that 7C10, which provides a start-up pulse for the chopper transistor, remained charged when the set was switched off because 7R12 (1M $\Omega$ ) was open-circuit. **A.S.**

## **Philips KT3 Chassis**

Under very sudden bright picture content change conditions, such as a camera flash firing, the power supply would momentarily trip out. This is not the easiest of faults to deal with but is simple to rectify once you know the cure. Remove the cabinet back and increase the tension of the phosphor-bronze earth clip attached to the left-hand side of the chassis – it contacts with an Aquadag coating on the inside of the cabinet back. **A.S.**

## **Cathay CTV3000**

If the mains fuse has blown and the 2SC1875 chopper transistor is short-circuit, examine the line output transformer for a bulge in the winding insulation caused by breakdown of one of the rectifier diodes. **A.S.**

## **Philips K30 Chassis**

The symptoms with this set were low brightness when first switched on, line shading and flyback lines. We found that the 155V HT3 line, which is derived from the line output transformer, was initially low and increased slowly. Replacing the 47 $\mu$ F reservoir capacitor C1583 restored normal operation. **A.S.**

## **Hitachi NP84CQ Chassis**

There were odd symptoms with this set – holes appeared in the picture and the screen would turn bright blue. The number and size of these holes depended on the beam current: the holes were non-existent at low beam current. Inspection of the holes proved that the c.r.t. was being blanked off. A scope check on the field pulse output from the TDA4503 chip revealed that there was noise between the pulses. This noise exceeded the field pulses in amplitude and coincided with the holes in the picture. A lot

of time was spent checking the blanking circuit and sandcastle pulse generator. The TDA4503 and TDA3562 chips were replaced. All to no avail. The supply lines were all correct except under the fault condition when the h.t. line dropped by about 5V. The h.t. smoothing capacitor C905 (100 $\mu$ F) was open-circuit. **A.D.**

## **Samsung CI338**

We've had a few cases of line output transistor failure in this set. It's a little difficult to check some types of line output transistors with a multimeter due to the device having built-in diodes and resistors. If in doubt, try a replacement. **A.S.**

## **ITT CVC1200 Chassis with Remote Control**

With remote control versions of the CVC1200 and derived chassis a relay is used to switch supplies when in the standby mode. Sometimes you'll find the standby LED lit but the set otherwise dead. The problem is that the primary winding of the mains transformer in the control unit goes open-circuit. Here's a tip. If you don't have the transformer in stock, shorting out the two large relay pins will enable the set to work perfectly with the exception of the standby mode. **A.S.**

## **Hitachi CBP260 (NP9A Chassis)**

This set was a trade-in, with intermittent dead and start-up problems. After much heartbreak we replaced the HA11235 timebase generator chip and module CP701 in the power supply. The set, now ran happily on four channels, but they were ghostly because they weren't our local ones. So I tuned to the channels of our local workshop distribution system – or tried to! No way would the set stop for our stations, nor even the other ghostly but strong channels. It would just flash up briefly a screenful of unsynchronised lines then tear on madly to the next channel.

I decided to try with the remote control handset and got the four original, ghostly pictures, locked and remembered. I couldn't even erase them by pressing the store button. A check was made on the sync and flyback pulses that go to PL9-1 and PL10-3 on panel PC895 to see if both were there to tell the scan chip it had found coincidence and was time to stop and look around. Hooking on the scope and turning on the signal generator, which happened to be set for a very low output, I was able to lock the search and stuff the channel in the memory, wiping out the stored wrong station. So far so good: when both traces were used to check the shape, size and coincidence of the pulses I found that the leading edges were very close. But when the strong workshop signal was applied we were back to butts again.

Was the trouble to do with the a.g.c.? Maybe with the gain running high between channels there was no time for the signal to be hauled down to let a proper sync pulse through before the scan took it all away? But o.k. with weak signals. It seemed a good idea to see whether pulse coincidence could be achieved before messing about with

the a.g.c. system, so a nervous hand was placed on the line hold control (remember the new HA11235). Bingo, we'd got it: perfect overlay of the pulse edges, with search and memory normal.

J.R.A.

### Hitachi CPT2260

Pressing "search" gave only a snowy raster, no signals. There are two manuals for this model, dated June 1984 and April 1985. It's a good idea to have both of them handy. To save time and money, start on this fault by hanging an Avo 8 on pin 9 of connector base C1 on the main chassis, print side. This is the 0-29V tuning line from the control panel and should read 29V when the set is first switched on. Now press "search" and watch for the voltage scanning across the tuning range. If there's no 29V at switch on, check for 110V at pin 5 of C1, then through ICC7. If the voltage is o.k. and scanning, look to the tuner and i.f. section, for all is well at the complicated end.

If the voltage doesn't scan, get a screwdriver with a wide blade, say quarter of an inch, and connect an earth lead to it. Now touch it momentarily to leads Y and Z to start the scan. These are easily found by hinging down the main chassis, going to the upper edge of the control panel, and finding pins 11 and 12 of connector C1. If you don't find connector C where the manual shows it, try the other manual. If the scan now happens and signals appear, chip ICC5 and its peripherals are o.k. and the trouble lies on the front control panel – its diodes, or fouling on the touch contacts, or other open-circuits. We've had dry-joints here: it's best to solder the whole lot – and clean the touch pads.

If the screwdriver check doesn't produce results, then and only then should ICC5 be replaced. The front panel can catch you out however – there's no reason for others to be caught in this way!

J.R.A.

### Hitachi CPT1454 (NP84CQ Chassis)

The top half of the field scan filled the screen. So did the bottom half, which was superimposed on the top half. The sawtooth waveform at pin 1 of the TDA4503 chip IC203 was found to have a cycle of approximately 10msec instead of nearer 20msec. After checking all obvious time-constant components associated with the field hold the fault was found to be due to C613 (0.1 $\mu$ F).

A.D.

### Philips CF1 Chassis

The trouble with this set was poor contrast. Pin 7 of the TDA3560 colour decoder chip IC7192 was found to be at 1.8V instead of 3.5V because R3600 (18k $\Omega$ ) was open-circuit. This component does appear to be somewhat underrated.

A.D.

### Thorn 9600 Chassis

I'm rather a novice when it comes to this chassis and the fault led me a merry dance. The set would work for a few seconds, emitting an arcing noise when it did, and would then go dead. My colleague Steve had one working in the workshop at the time, so he was able to prove that the line output, chopper control and timebase generator panels were o.k. The chopper transformer's secondary supplies were disconnected one by one and the transformer itself was changed, but the fault persisted. A scope check showed that the chopper drive waveform was jumping

around, but the waveform steadied when the chopper transistor's collector was disconnected. Replacing the diodes in the collector circuit made no difference. Suspicion next fell on C521 (1,200pF, 8kV) which turned out to be arcing internally.

P.B.

### ITT CVC30 Chassis

Tripping can be a difficult problem to trace on these sets. The usual causes are the tripler, the line output transformer, the mains rectifier reservoir capacitor C35, the 35V supply rectifier D26 or the line hold control. As usual I turned down the h.t. and disconnected the tripler. In went a new tripler but the tripping continued. Was it the tube? No – it was C61 (2,200pF, 2kV) at the earthy end of the e.h.t. overwinding leaky.

P.B.

### Thorn TX10 Chassis

The report on this set was sound but no picture. There was e.h.t. but no vision. This turned out to be due to more than I expected. Two of the three BF460 RGB output transistors were short-circuit base-to-emitter and the 10 $\Omega$  resistor (R666) which provides the 12V supply for the bases of these transistors was 200 $\Omega$ . When all this had been put right and the set was soak tested R728 (10 $\Omega$ ) in the 205V supply went open-circuit. Fitting a decent one solved that.

H.MacM.

### Mitsubishi CT181B

The complaint with this set was intermittent field collapse, but only after working normally for some considerable time. We eventually discovered that L580 (0.47 $\mu$ H) was going high-resistance, reducing the 20V supply to the field timebase. Having put this to rights I was horrified to see an erratic field scan again, together with the luminance varying in quality. This turned out to be due to the 2SC711 video blanking transistor Q204 going short-circuit intermittently. It's a notoriously unreliable transistor, usually due to bad terminals.

H.MacM.

### Panasonic TC2205 (U2 Chassis)

The symptoms were unstable line hold and a varying pattern in the centre, with or without picture modulation being present. The usual blue electrolytics with their ends off was not the cause this time. The 195V supply smoothing capacitor C856 (10 $\mu$ F, 250V) was partially open-circuit, or should I say of very low capacitance.

H.MacM.

### Thorn TX9 Chassis

The report said that every now and then the set didn't work. No, it wasn't the on-off switch, which is usual. The cause was an intermittent total open-circuit of the lead and socket from the switch to the chassis, on the neutral side – a very dangerous state of affairs which made the entire set live to full mains voltage. The pinched socket connections were soldered as a precaution.

H.MacM.

### Philips K30 Chassis

The lower half of the picture was the wrong colour. The usual cause is part of the degaussing circuit open-circuit, but this time the lower coil was short-circuit due to e.h.t. welding.

H.MacM.



# Microcomputers in TV Sets

Peter Marlow, B.Sc.(Hons.), C.Eng.

Silicon integrated circuits first started to be employed in TV sets in the early seventies. They were initially used to perform analogue functions such as colour signal decoding and sound processing. With the advent of ultrasonic and then infra-red remote control, also teletext, digital chips started to appear in TV receivers. They were at first specifically designed to perform one function or group of functions in a TV set, but before long microprocessor based systems began to appear. The reason for this was mainly economic. Whole systems could be arranged on one chip at low cost and with high yield, giving enormous flexibility – the same basic chip could be made to perform many different tasks simply by changing the software inside. This in turn led to new possibilities in TV design, for example digital tuning, enhanced teletext with page storage and intelligent selection, computer controlled setting up, and signal processing in digital form (e.g. the ITT Digivision system).

## Terminology

First a note on terms. The basic difference between a microprocessor chip and a microcomputer chip relates to the internal memory facilities. A microprocessor chip has built-in ROM only, being designed to work with other chips to provide a microcomputer system. A microcomputer chip contains both ROM and RAM and on its own provides a simple microcomputer. The single chip microcomputer is often referred to as a microcontroller, since it's basically intended as a computerised control system for such applications as car engine and VCR control. Its instruction set is designed to handle small quantities of data very fast, often in the form of single binary bits rather than bytes. It looks like a custom designed chip from the outside since it requires minimal support hardware.

## Microcomputer Types

A large variety of microcomputer/microcontroller chips are available from various manufacturers. They employ the same basic operating principles, the differences lying in memory size, instruction set, operating speed, numbers of inputs and outputs and word length (whether four, eight or 16 bit). Additional peripherals can be added on chip, such as analogue-to-digital converters and serial communication interfaces. Some chips are customised for specific end users. These are generally referred to as ASICs (application specific integrated circuits). Almost all microcontroller chips are mask programmed – the software required is put into the program memory during manufacture and cannot be changed later. Some microcontroller chips with an internal EPROM are available however. These are suitable for low-volume jobs and home use (see later).

Most TV microcontroller chips are descended from the 8048 family. The 8048 is in fact fast becoming the industry standard, with many "second sources". Mullard use it in their MAB8400 series and ITT in their CCU2000 family. Other microcontroller chips that have been used in TV sets include the Texas Instruments TMS1000 and the

Motorola 6805. There are also of course a number of Japanese devices, whose origin is not easy to trace. In this article we'll concentrate on the 8048.

## Internal Arrangements

A microcontroller chip contains a central processor unit (CPU), program and data memories, input/output lines that are known as ports, and on-chip peripherals. It's not necessary to know in detail how the CPU works in order to understand or use a microcontroller chip. We'll adopt a "black box" approach therefore, concentrating on what the chip does with its data rather than how it goes about doing this. Fig. 1 shows the internal arrangements of an 8048 microcontroller in block diagram form.

The 8048 is an eight-bit device, i.e. it manipulates data in bytes (eight bits) at a time. It has a repertoire of some ninety-six instructions, in many ways similar to those of the well-known 8080 and 8085 microprocessors – this is not surprising in view of the fact that it was Intel (spawned from Fairchild) who designed the 8048 shortly after the 8080. The instruction set is designed for ease of use and to be memory efficient. It can handle both binary and BCD (0 to 9) arithmetic and in addition single bits for control operations. The ROM has a capacity of 1K (1024 bytes). As mentioned above the program is put into the 8048 during manufacture and cannot be changed. An EPROM version called the 8748 is available however: this allows memory erasure with ultra-violet light and programming with a desk-top programmer. The data memory (RAM) has a capacity of 64 bytes. The 24 input and output lines are organised as three eight-bit ports. Two, P1 and P2, can handle a mixture of inputs and outputs. The other, DB, can handle either all inputs or all outputs or be used as a data bus for communication with other chips. The outputs can be latched and will drive one standard TTL load (1.4mA). All the inputs are TTL compatible, i.e. they can be driven by TTL logic chips.

The 8048 has three other inputs which are called T0, T1 and /INT. These can be used as single-bit ports, for example to monitor switch inputs. But they do have other uses. T0 can be used as a clock output at one-third of the 8048's crystal oscillator frequency while T1 can work in conjunction with the internal eight-bit timer/counter as an event counter input – every time a falling edge occurs at T1 the counter increments by one. /INT can be used as an interrupt input to make the program jump to execute a different routine (for example to refresh a display). The uses of the three inputs are specified in the software at the beginning of the program (see later).

The eight-bit timer/counter can be loaded, read, started and stopped by software. Unlike most microprocessor peripherals it counts upwards. When it "overflows", moving from count 225 to 0, it can interrupt the main program. This feature is used to prompt the processor to do something at a specific time (called a "watchdog").

There are also a number of pins for general processor operation: XTAL1 and XTAL2 for the crystal oscillator; PROG to enable the EPROM version (8748) to be programmed or to drive an output expansion peripheral (8243); /RESET to initialise the processor; /SS to allow

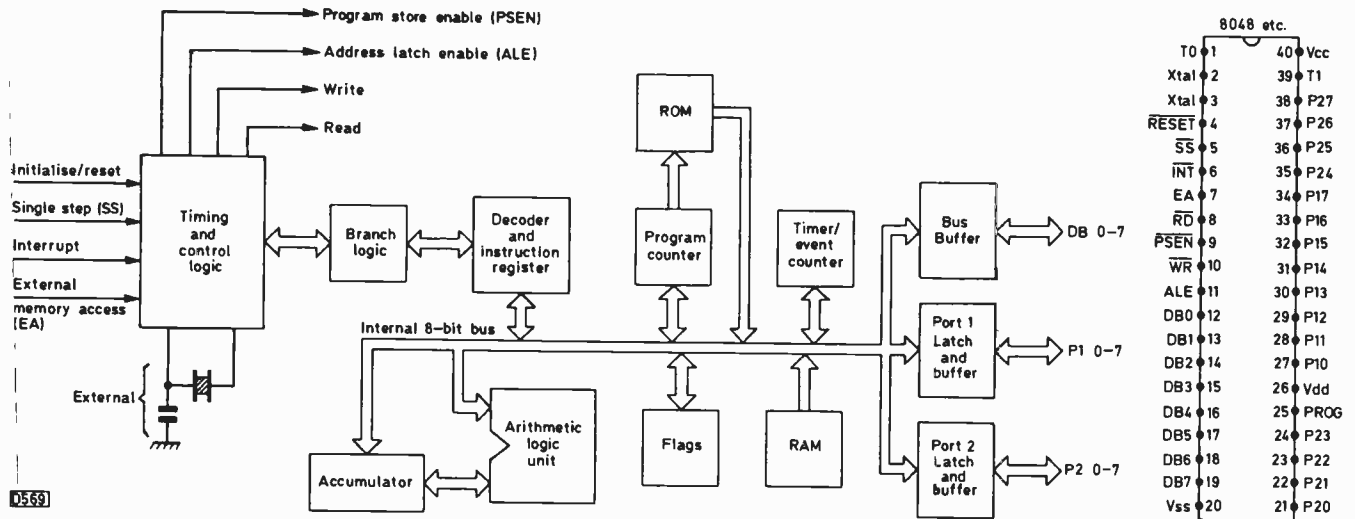
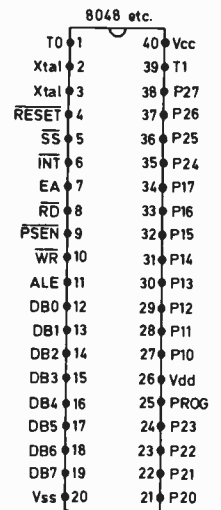


Fig. 1 (left): Basic block diagram for a 48 series microcomputer/microcontroller chip.

Fig. 2 (right): Pin connections for the 8048, 8049, 8748, 8035 and 8039.



single-stepping of the programs for debugging. The Vcc and Vdd pins are connected to a 5V rail while Vss is the chassis pin. There's access to peripheral chips via the data bus, with /RD the read pulse output and /WR the write/strobe output. /PSEN allows external or additional program storage. ALE stands for address latch enable, which gives the 8048 a proper address bus in conjunction with an eight-bit latch (74LS373) or a 1/15 crystal frequency clock. Some versions of the 8048 have a standby mode for low-power consumption: this is initiated by a software command and terminated by a hardware reset.

Fig. 2 shows the 8048's pinning.

### The 8048 Family

There are three main members of the 8048 family – the 8048, 8049 and 8050. In each case the program and data memory capacity is doubled (1K, 2K and 4K of ROM and 64, 128 and 256 bytes of RAM). ROM-less versions of the first two devices are available – the 8035 and 8039. With these an external EPROM is connected via the data bus port 1 (DB) and port 2 (P2) to provide the program memory. The advantages of this arrangement, in terms of ease of programming, are unfortunately outweighed by the loss of input and output lines. The EPROM versions of the 8048 and 8049 are the 8748 and 8749. They provide

easy programming and ultra-violet erasure whilst maintaining the full complement of inputs and outputs. These two chips were originally intended as software prototyping aids for the ROM versions, enabling prototypes with programmed software to be tested before commitment to manufacture, thus preventing costly mistakes. When first introduced they were quite expensive (£120). They are now mass-produced at around £7 each (NEC version), making their use in many new products very attractive. Another variant is the "one time programmable" version with an EPROM for laboratory programming but no erasure facility. The advantages of this approach are that the simpler packaging makes the chips cheaper while the mask charge for factory programming is avoided. Future developments will include an EEPROM in place of the EPROM. An EEPROM is an electrically erasable programmable ROM, its use allowing non-volatile data to be changed without the need for ultra-violet radiation.

### Manufacture and Packs

The 8048 series is manufactured in NMOS or HMOS versions, the latter being faster and consuming less power. CMOS versions are also available for lower power applications – the C is placed in the middle of the type number, e.g. 80C48. To date there are no CMOS versions of the 8748 and 8749. The 8048 family generally live in 40-pin DIL plastic packs, but the 8748 and 8749 have ceramic packs with quartz windows for the ultra-violet erasing light.

### I/O Expansion

For serial interfacing the input/output capacity of the 8048 can be increased by attaching peripherals like the 8255 and 8251, but there's a custom chip made for the purpose – the 8243 I/O expander (see Fig. 3). This is a 24-pin chip which connects to the four lower bits of port P2 and the PROG line. It adds another 16 bits of I/O in the form of four four-bit ports, addressed as P4 to P7. P2 0-3 are lost however. Each port can be used as a latched output or an input – it's not possible to assign individual bits. The 8243 can drive fairly large loads, like LEDs, at up to 80mA. The main 8048 can support more than one 8243 – to address a particular chip the chip select line (/CS) is taken low. I've not seen this particular chip used

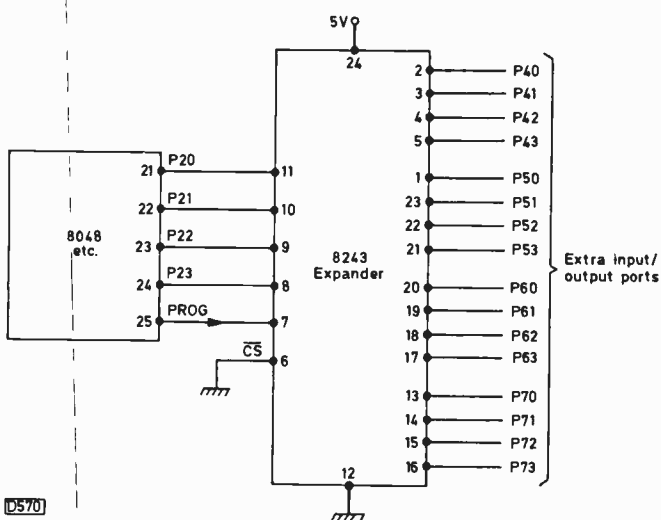


Fig. 3: Adding an input/output expander chip.

in TV circuits yet, but in view of its usefulness this could well happen.

### Mullard MAB Series

Mullard make all the members of the 8048 family (MAB8048H etc.) except the EPROM devices. A modified 8048 is used in their MAB8400 series of microcontroller chips which are to be found in sets produced by Thorn, GEC, Panasonic and others. The MAB family offers several memory options: up to 6K bytes of mask program and 128 bytes of data. A "bond-out" chip with connections for an EPROM can be supplied for software development but its availability is limited. With the MAB8400 the number of pins is reduced to 28 by cutting out the parallel peripheral interface circuitry. It can drive a multiplexed LED display direct from port P1. It also has a zero-crossing detector for slow-moving a.c. signals applied to pin T1. The main addition is a serial interface for communication with other chips and microcontrollers – the inter-i.c. bus, or I<sup>2</sup>C for short.

### Serial Buses

The I<sup>2</sup>C bus is a more recent development in a generation of serial buses used in TV circuits to connect remote control receivers to tuner units and teletext boards, the most widespread being IBUS. The use of a serial bus reduces the amount of wiring required and hence the cost of implementing a control system. IBUS has a 6.25kHz clock line called DLIM and a seven-bit serial data line called /DATA. Thirty-two instructions can be sent, with two bits for TV/teletext or viewdata. The DLIM clock operates at twice the speed of the data, which is valid on the second rising edge.

I<sup>2</sup>C bus timings are shown in Fig. 4. I<sup>2</sup>C was developed from IBUS as a multimaster bus for use with microcontroller chips and intelligent peripherals. Like IBUS it uses two connections, serial clock (SCL) and serial data (SDA), but in this case the signals can originate from several different points along the bus – both lines are bidirectional. The clock operates only when data is being sent or received: its speed is variable so that it can work fast or slow. The data is distributed in bytes, with an address (of the device being written to or read from) followed by any amount of data. After each byte the receiving device sends back an acknowledgement bit to show that all is well. An arbitration system ensures that two sources don't use the bus at the same time. The maximum data rate is 100kbits/second.

Mullard have available a number of peripheral chips for I<sup>2</sup>C use in TV sets, for example the PCF8570/1 256-byte CMOS RAM, the PCF8572 128-byte EEPROM, the PCF8573 clock/calendar for providing real-time information, and the SAB3035 CITAC (computer interface for tuning and analogue control) chip. The RAM and EEPROM are particularly useful for storing factory alignment and user data.

### ITT Version

ITT use an 8048 as the basis of the CCU2000 family of microcontrollers. There are two versions, the CCU2000 and CCU2030, with a program size up to 6.5K bytes and a data memory of 120 bytes. Fig. 5 shows a block diagram. The microcontroller is housed in a 40-pin plastic pack which also includes a remote control decoder and a serial

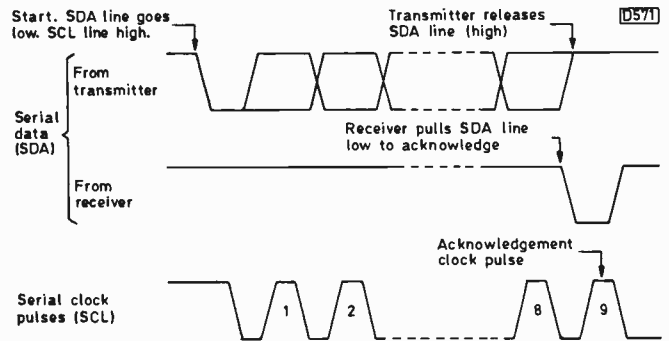


Fig 4: Pulse timing with an I<sup>2</sup>C bus.

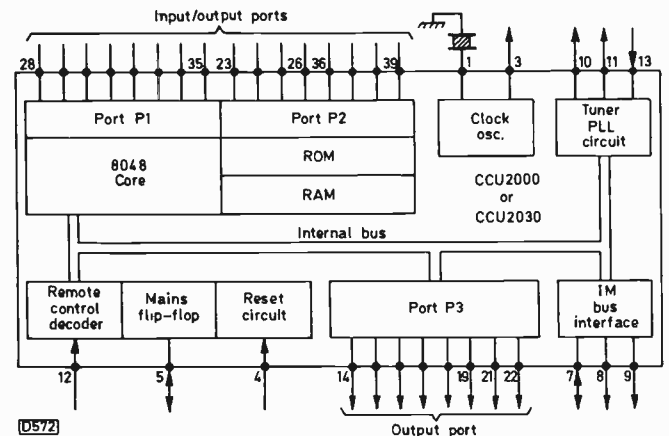


Fig. 5: Block diagram for an ITT CCU2000/2030 microcomputer chip – an 8048 with extra items added.

communications interface to what ITT refer to as the IM bus (Intermetall bus). Both these functions could be done using software but this would take up a great deal of code and execution time. Other items incorporated in the package are a tuner phase-lock loop, a mains flip-flop for standby operation, and a high-power port (P3) for driving an LED display direct.

The IM bus has three lines, ident (I), clock (C) and data (D). I and C are unidirectional between the microcontroller and peripheral devices while D is bidirectional. Data transmission originates from one place only along the bus. At the beginning of a transmission, I goes low to indicate a start condition. An eight-bit address is then sent along the D line serially, with eight clock pulses being issued – D is valid on the rising edge of C (see Fig. 6). I then goes low for the duration of an eight- or 16-bit data word travelling along D. Completion of the bus transaction is signalled by a short pulse on line I. The maximum clock speed is 170kHz.

Various peripheral devices have been developed by ITT for operation with the IM bus, for example the MDA2061 128-byte EEPROM, the MEA2050 eight-way digital-to-analogue converter and the MEA2901 tuner interface.

### Memory Map

To understand software operation it's necessary to take a look at the memory map for the 8048/9 (see Fig. 7). The data memory is arranged as three blocks plus the RAM. There are two register banks, R0 to R7 and R0' to R7'. These are directly addressable by instruction, but it's first necessary to select the required register bank (RB) – RB0 for R0 to R7, RB1 for R0' to R7'. A further block comprises an eight-level "stack" which stores return addresses generated by subroutine calls and interrupts. The

rest of the memory is uncommitted – free for use as a general-purpose RAM.

The program consists of a list of instructions, stored sequentially as one or two bytes in program memory, starting at 0. Instructions from memory are executed in sequence unless there's a branch instruction (jump, call or return), or one of three hardware conditions: a low on the /RST line produces a reset, restarting the program at 0; a low on the /INT line causes an interrupt, with the program sent to location three and the previous address stored in the stack; and finally a timer overflow interrupt tells the program to go to location seven – the address, where the program had got to before the interrupt, is stored in the stack as before.

### Other Registers

The 8048 contains a number of other registers to help it do its work. The most important of these are the accumulator (A), the carry flag (C), and flags F0 and F1. These flags are just single bits that can be set or reset by software operations. Almost all processor instructions however act on data held in the eight-bit accumulator – to move it in or out of the microcontroller, perform mathematical functions or just store the data for later.

### 8-bit Operation

Being an eight-bit machine the 8048's instructions and data are stored as bytes, or eight binary digits. A convenient way of expressing bytes is to use the hexadecimal or hex notation. This splits the byte into two four-bit chunks (known as nibbles) and converts them to the decimal numbers 0 to 9 plus A, B, C, D, E and F for the remaining possibilities (16). Thus 01010001 in binary is 51 in hex, which is somewhat easier to handle. As another example, 11000100B is 0C4H. Note that a zero is placed in front of the C to indicate that it's a number. The suffixes B and H signify binary and hexadecimal notation respectively.

### Program Instructions

As mentioned above, for memory efficiency the instructions consist of only one or two bytes. They are represented by letter or mnemonic to make it easier to construct and write a program. It's a bit like Basic programming, although each line does far less (it's called assembly language). There's not sufficient space here to go through the entire 8048 instruction set, but I'll highlight the important areas and give a few examples.

**(1) Control instructions:** These allow the program to control interrupts, select register banks and control the internal clock output. Here are some examples:

EN	I	enable interrupt.
DIS	I	disable interrupt.
ENTO		clock output on T0 at one third crystal frequency.
SEL	RB0	select register bank 0 (i.e. R0 to R7).
SEL	RB1	select register bank 1 (i.e. R0' to R7').

**(2) Data move instructions:** These control the movement of data within the microcontroller. Registers R0 to R7 can be addressed directly but other data memory locations

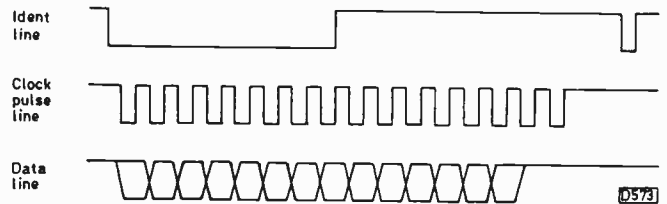


Fig. 6: Pulse timing with an IM bus.

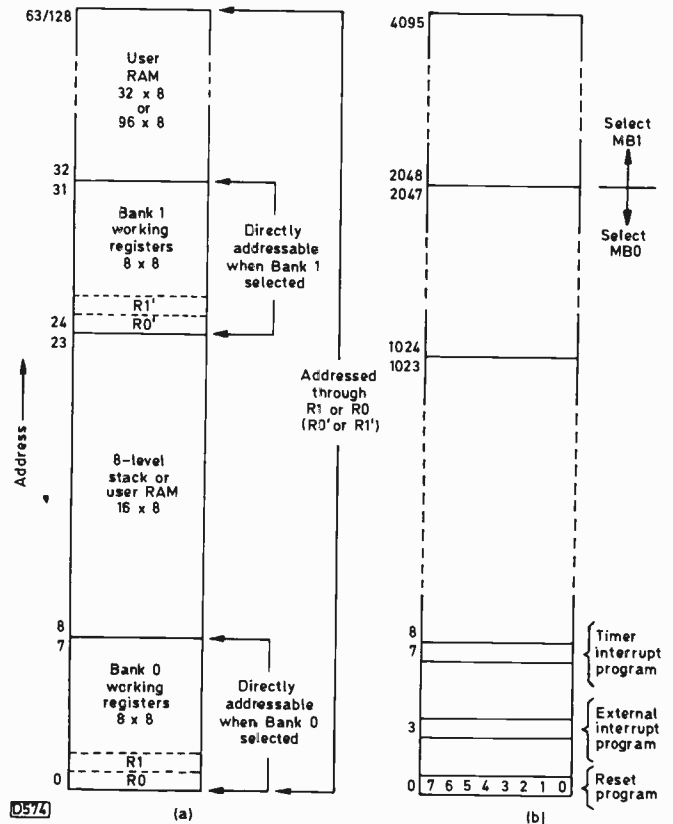


Fig. 7: Memory maps for a 48 series chip, (a) data memory, (b) program memory.

must be addressed indirectly using the contents of R0 or R1 as the address. Examples:

MOV A,R6	move the contents of R6 (or R6' if register bank 1 is selected) to the accumulator.
MOV A,@R1	move the contents of the data store addressed by R1 to the accumulator.
MOV R5,#6	put the number six into R5.

**(3) Timer/counter instructions:** These start, stop, read and write to and from the eight-bit timer. Examples:

MOV T,A	move the contents of the accumulator (A) to the timer (T).
STRT T	start the timer (internal clock).
STRT CNT	start the timer – event count through the T1 input pin.
STOP TCNT	stop the timer.

**(4) Accumulator instructions:** These perform mathematical and logical functions. Examples:

INC A	increment (add 1) to the accumulator.
-------	---------------------------------------



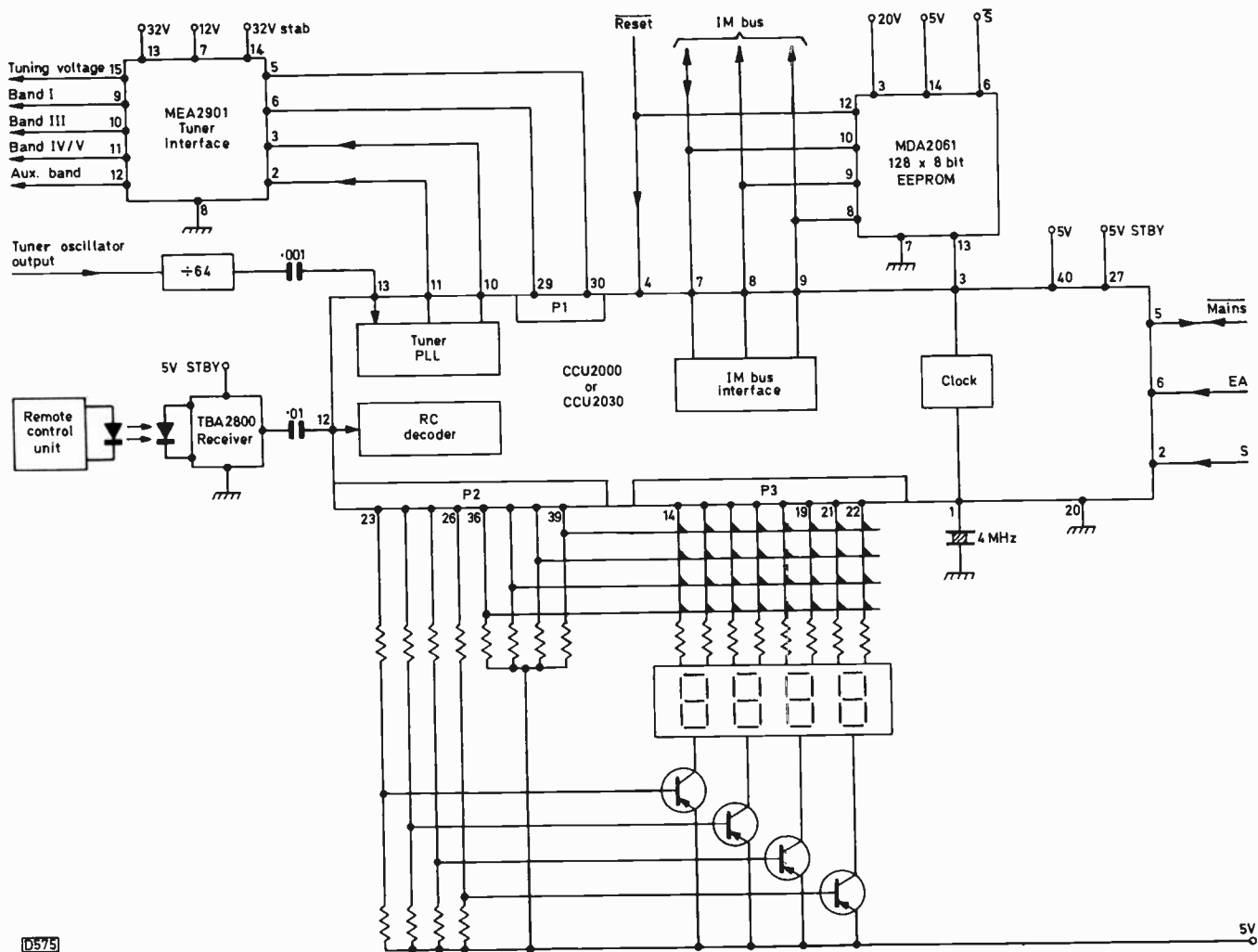


Fig. 8: Method of using a CCU2000/2030 central control unit in a TV set.

ADD A,R3      add the contents of R3 to the accumulator.  
 ANL A,#01H    logic AND the contents of the accumulator with 01H.

ORL BUS,#01H set bit 0 on the BUS, leave the other bits as before.  
 IN A,P1        read the data at port P1 into the accumulator.

(5) **Branch and subroutine instructions:** These allow jumps to any part of the memory, either conditional or otherwise, and calls to subroutines. Examples:

JMP 100H      go to location 100H.  
 JC 20H        jump if the carry flag is set to address 20H.  
 JT0 30H        jump if input T0 is at one.  
 DJNZ R6,50H    decrement register R6, and jump to 50H if not zero.  
 CALL 100H     go to address 100H, but put a return address in the stack.

(7) **Miscellaneous:** There are various other instructions to do such things as setting flags. There's no HALT instruction – the program is expected to continue to loop.

Not all instructions are allowable. For example it's not possible to move data directly between registers without going through the accumulator. What is and isn't allowed doesn't seem to follow a logical pattern. So prospective programmers must acquaint themselves with the instruction set more closely. Further details are available in the data books published by Intel (Microcontroller Handbook) or National Semiconductors (48-series Data Book).

(6) **Input/output instructions:** Enable data from ports P1, P2 and BUS to be read into the accumulator. These ports can also be used as latched outputs. Port BUS can be driven in a non-latched mode if required. The bits at P1 and P2 are made into inputs by writing a one to them in the first few lines of the program. Examples:

OUTL P1,A     P1 has as output the contents of the accumulator.  
 ANL P2,#0FEH zero bit 0 at port 2, leave the other bits as they are.

### Writing Programs

It's possible to write very effective programs that are quite short for the 8048. These can be hand-assembled, i.e. the bytes corresponding to the mnemonics are looked up in a table and entered into the program memory. This is a tedious process for long programs, so a computer can be used to enter the program in mnemonics and assemble it. 8048 assemblers are available with the IBM PC (and its clones) and the BBC microcomputer. The program is put into the 8048 mask in the factory, or into the 8748 EPROM version using a desk-top programmer (optionally

attached to a computer).

### Applications

So what can the 8048 actually do with its elaborate software and hardware? It can simulate blocks of logic by reading inputs and providing outputs according to Boolean logic. But what it's best at is reading keyboards, feeding displays and transmitting serial data. This is well illustrated by the control system shown in Fig. 8. Here a CCU2000/CCU2030 microcontroller drives a four-digit multiplexed LED display and scans a keyboard via port P3. Port P2 selects the display with its lower half and

reads the keyboard output with its upper four bits. An EEPROM is attached via the IM bus. A remote control input is handled as well as TV tuning.

In a future article we'll explore hardware design using 8048s in more detail and include a simple 8748/9 programmer design for home or laboratory use. Software development will be illustrated by going through the program I used for the IBUS controller in the low-cost teletext decoder project (December 1986 and January 1987 issues of *Television*). From the above, those more concerned with VCRs should be able to appreciate how microcomputer/microcontroller chips are used in syscon/mechacon arrangements.

---

## Review: SSMU1 Signal-strength Meter

Roger Bunney

A signal-strength meter should be essential equipment for the aerial engineer. With it he can check that a satisfactory set of channel readings is obtained on completion of an installation. All too often cowboys rapidly erect a "rigger-quality" aerial and dismiss the poor results as being due to local conditions. Such operators do the trade a great deal of harm.

Unfortunately many signal-strength meters are rather expensive though Manor Supplies and Fringe Electronics offer modestly priced meters. HRS Electronics Ltd. have recently introduced a meter, Model SSMU1, at a "budget price". This firm sells only direct to the trade, but the meter is available retail from firms such as Aerial Techniques which advertises regularly in *Television*. I've recently been trying one out.

The meter is of attractive appearance, being housed in an RS Components cream case measuring 6½in. wide, 2½in. high and 6¼in. deep (excluding the knobs). It weighs 1lb 10oz, the black leatherette case with shoulder strap adding a further 7oz – the strap has no adjustment. The meter is a firm fit inside its cover and is retained by a large "popper" stud. The meter movement is small, about 1 7/16in. wide by 13/16in., and is calibrated 0-4mV (upper scale) and ±12dB relative to 1mV (lower scale). A battery check is incorporated.

Two large, centrally positioned knobs are used for channel tuning. The left-hand knob is a rotary one with six click positions (positions 7-10 are unused). Position one is the battery check while positions 2-6 are for channel groups in sections of ten channels per click position. The adjacent knob is a rotary potentiometer, calibrated 1-10, to tune in the individual channels. As an example, if channel 43 is required the click control is set to 4 and the rotary potentiometer to 3. An unusual arrangement, but tuning is simple with practice.

The standard Belling-Lee surface mounted aerial input socket is on the right-hand side. There are three slide-switch controls across the bottom of the anodised front panel. From left to right these are "off-on-light" (switches the meter on and adds an optional light behind the movement), "audio off-on" (there's a low-level audio output from a small surface-mounted transducer under the top of the case), and "gain". The latter is a three-position switch giving ÷10, ×1 or ×10, i.e. a meter f.s.d. of 0-4mV, 4mV or 40mV (±20dB relative to the centre setting).

The case has to be dismantled (two screws) for battery

replacement (eight AA/HP7 pen cells), though a rear socket for a charger input is provided for use with ni-cad batteries. Inside there's a high-quality PCB on which are mounted a Mullard U321 u.h.f. tuner, two signal i.c.s, a voltage-stabiliser i.c. and four transistors. The surface transducer is stuck to the underside of the plastic case and plugs via a sub-miniature socket to the main PCB.

### Evaluation

So much for description. How does it perform? I found the two channel tuning knob arrangement a little inconvenient at first (having previously used meters with continuous tuning) but one soon gets used to it. No operating instructions are provided, though it's all fairly straightforward. I felt that some paperwork should however be included. Aerial Techniques inserts a photocopy of the HRS catalogue description, giving the basic technical features.

The readings always seemed to be on the high side when measured with a 75Ω source – up 4dB in comparison with the readings obtained with a known, calibrated meter. This applied throughout the range. There's probably a simple adjustment inside but this would require return of the meter to the manufacturer. The technical leaflet specifies an accuracy of ±4dB, so maybe my findings were within tolerance. When used indoors (leatherette case removed) the output from the internal transducer is hardly sufficient: when packed up for use outdoors the level is too low for sensible operation. It would have been much better to include provision for headphone monitoring. The audio level varies with the setting of the slider gain switch.

The coverage is ch. E21-E69 and the ranges are 20μV-400μV, 200μV-4mV and 2mV-40mV. Current consumption is typically 50-55mA, the quoted cell life being 36 hours (AA cells) or 500mAh at 9 hours per charge with ni-cad batteries.

To sum up, this is a useful field strength meter at an attractive price. The scale accuracy error noted should be rectified by better quality control. Audio monitoring is poor and all but useless outdoors. In use it's a comfortable, light-weight unit. The leatherette case seems to be strong and gives excellent weather protection to the meter facia. Service engineers and u.h.f. TV-DXers could well find it of great help in their activities. The retail price is approximately £150 including VAT.

# Servicing Mechanical VCRs

## Part 1

Mike Phelan

There must be many hundreds of the early mechanical VHS machines on the second-hand market nowadays. Because they contain many moving parts, and possibly because the principles of operation may not have been fully understood by some of those through whose hands they've passed, their condition can vary a lot. The majority of these machines are of JVC manufacture. They come under various guises however, among them Akai, Ferguson and the names used by the various rental companies. To avoid confusion we'll use the Ferguson model numbers in these articles.

To go back to basics for a moment, the term "mechanical" is generally used to refer to the first generation of VCRs in which all the tape transport functions were directly controlled by piano-type keys that activated the mechanism. In later models these functions are carried out by motors and solenoids that are under the control of a microcomputer chip; all the user has to do is to press buttons that send the appropriate input to the micro.

### Model Sequence

The first Ferguson VCR to appear in the UK was the 3292. It had a 24-hour timer and a mechanical pause control. Next came the 3V00, with a seven-day timer, a much brighter LED display (thankfully) than its predecessor, solenoid-operated pause, and a remote control unit that simply consisted of a switch to operate the pause solenoid and a length of cable. At more or less the same time the 3V16 appeared, with many new features. The pause became a freeze frame; the timer, though still of the single-shot, seven-day type, now had a repeat facility, and best of all the remote control, though still wired, was a multi-function type. By using it you can select double-

speed operation, freeze frame, normal or slow motion. The speed of the latter is variable, by means of a slider control. During the production of this model an improved version of the 3V00, known as the 3V22, appeared. The only difference apparent to the user is that the remote pause control is no longer an optional extra, but many changes took place in the circuitry and mechanism.

When working well these machines give a very good account of themselves. They are inherently very robust. The picture quality possibly falls short only of that provided by the latest machines with noise-reduction circuitry, but as there should be no problem in picking one up for two figures who's going to worry?

The tape transport mechanism is the thing we'll be concentrating on in these articles. It underwent many changes during production but there were basically only three main types. Following Ferguson, we'll refer to these as the Mark I, II and III versions. The Mk. I was used only in the 3292. The Mk. II was used in the 3V00 and, with minor modifications, the early 3V16. This machine has a different type of fast-acting capstan servo, necessary because of the "trick modes" introduced with this model, and some changes had to be made to the way in which the take-up reel clutch is driven in order to give better flutter performance. These changes were also incorporated in the 3V22.

### What to Look for

If shopping for a mechanical VCR, probably the best bet is a late 3V16. But how can the various models be identified? Bearing in mind the fact that many presentational parts are interchangeable, and that the model number shown on the label and the type of timer fitted may not be the correct ones, the following information should help.

With the 3292 the timer has two toggle switches and no push-buttons. There are three toggle switches below the channel buttons. The slide switch on the rear recessed panel doesn't have a "test" position to aid tuning the TV receiver. The pause key has a very heavy feel to it.

The 3V00 and the 3V22 are superficially very similar – you need to identify the deck mechanism to tell the difference. To do this, eject the cassette lift and peer through at the cassette lamp holder. The two types are shown in Fig. 1. The machine may have been converted to LED use of course – the bulbs are expensive and have a rather high mortality rate. All the seven-day timers have six push-buttons. There are only two toggle switches on

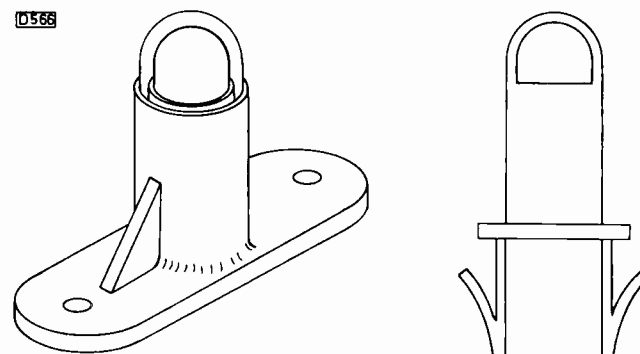


Fig. 1: Different types of cassette lamp holder. Left, Mk. I and II, right, Mk. III.

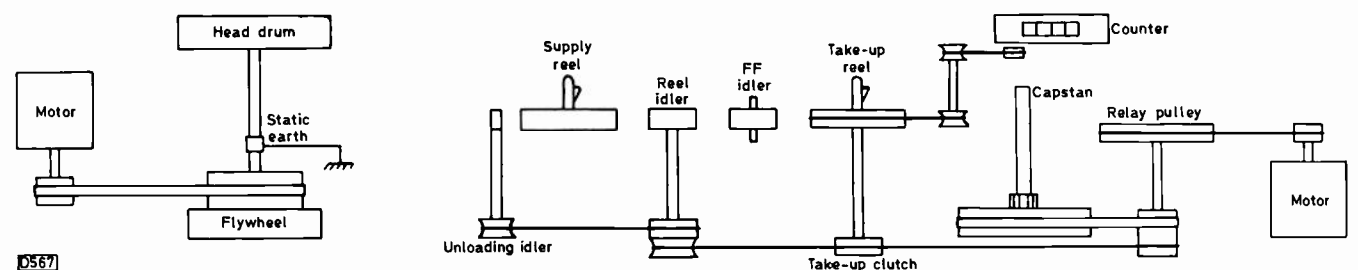


Fig. 2: Drive train schematic (not to scale).




Fig. 3: Top view of the Mk. II deck.

the right and the cabinet back is plastic, not metal.

The 3V16 has a DIN socket for remote control and a timer repeat switch. These items are both located on the front, next to the tracking knob. In addition the rear panel is much deeper to accommodate the extra servo panel, now mounted at the rear, piggy-back fashion.

A good point to check when considering the purchase of a machine is whether the various screws that hold the cabinet panels seem to be the original ones – and that they've not been chewed up too much. If so, and the machine seems to be fairly unmarked, it should be a reasonable buy. One thing to look for is any signs of liquid



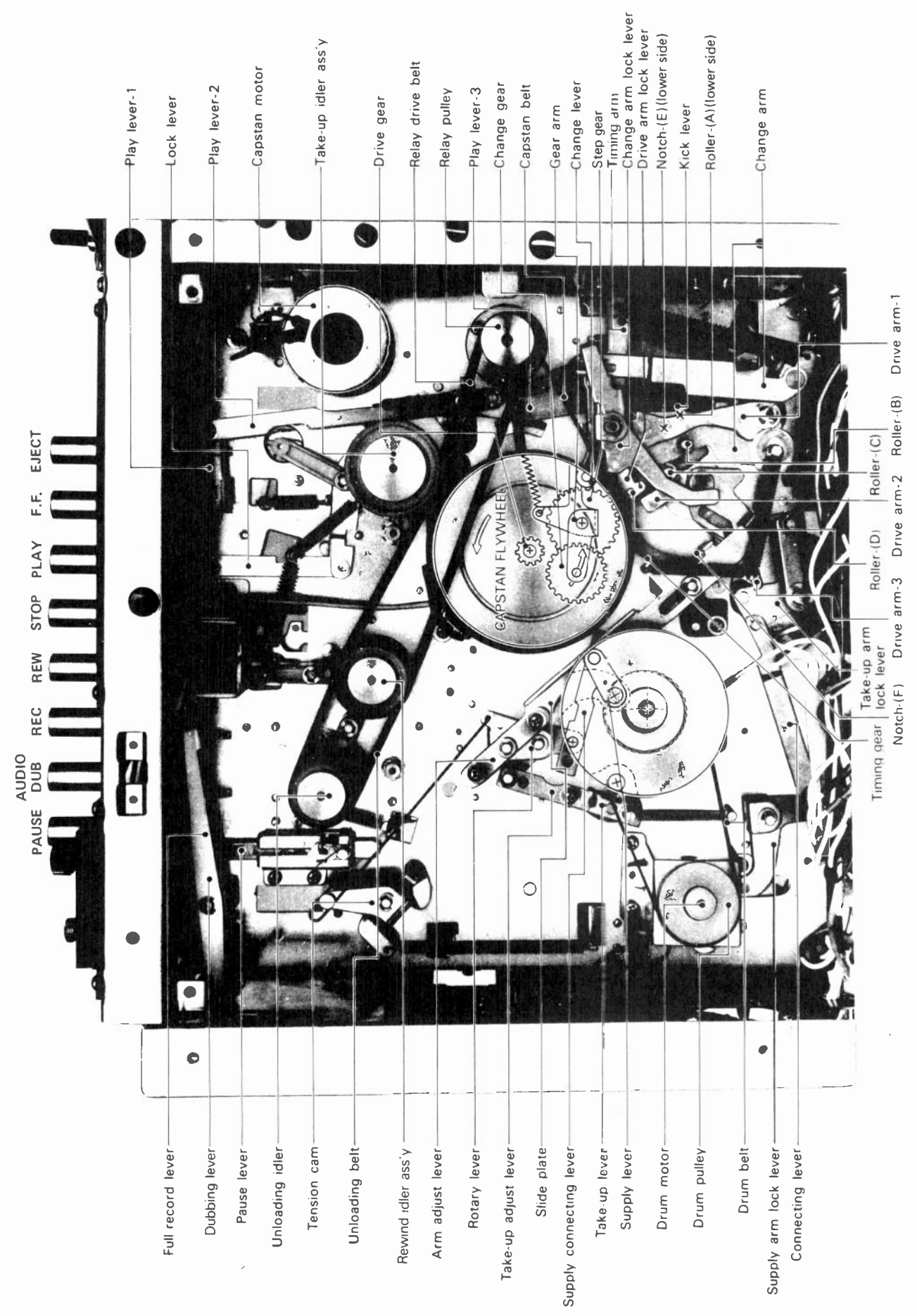


Fig. 4: Bottom view of the Mk. II deck.

spillage. If there's tell-tale evidence of this under the tuner flap, or around the ventilation holes in the bottom, avoid the machine like the plague!

### Deck Details

Unless otherwise stated, from here on we'll assume that we're talking about the Mk. II tape transport system. The general layout can be seen from Figs. 3 and 4. The mechanism employs two motors and two solenoids (there's only one solenoid in the Mk. I version). One of the motors is used exclusively to drive the head drum, via a belt. The other one primarily drives the capstan: it also drives the reels and the loading mechanism. Fig. 2 shows the drive train in schematic form (not to scale). One solenoid moves the pinch wheel into contact with the capstan. The other one releases the keys when either the end of the tape is reached, the machine is switched off or to standby, or when a fault occurs.

The mechanism falls into a number of clearly defined but interdependent sections. We'll cover them individually, discussing their operation, stock faults and appropriate preventive maintenance. These sections are as follows:

- (1) The head drum assembly with motor and earthing brush.
- (2) The capstan relay pulley and motor.
- (3) The timing gear drive and drive arm.
- (4) The loading arms and linkage.
- (5) The key assembly.
- (6) The reel drives and brakes.

The tape transport system is mounted on a steel pressing which provides a very rigid assembly. This and most of the mechanical parts are made of steel with a passivated nickel finish. Some parts are made of alloy or plastics.

### Tools

While it's true to say that life is easier with all the special jigs and tools available from the manufacturer, life is not impossible without them. Essential however are magnetic screwdrivers with nos. 0, 1 and 2 crosspoint bits and a pair of long-nosed pliers and tweezers. If you must obtain special tools, the most useful is probably a back-tension gauge.

### Access

Access is gained by removing the cabinet top (two screws) and base (four screws). The Y/C board can then be hinged out (two screws, not the one in the centre). If much work is to be carried out it's best to remove this board completely to avoid damaging it. To do so, unscrew the two earth leads and pull out all the plugs. This will reveal the above and below parts of the mechanism in all their glory. It may be necessary to remove the cassette lift (four short screws) for additional access. You'll have difficulty replacing these screws without a magnetic screwdriver!

### What Next?

Next month we'll start with the head drum and associated parts.

# next month in

# TELEVISION

#### ● TV/VCR SPARES GUIDE

Few things can be of greater help to the busy service engineer than a list of sources of TV and VCR spare parts. Last year's list in *Television* proved to be very popular. An updated and expanded list giving addresses and telephone numbers will be included in our next issue, printed on card to keep as a handy reference.

#### ● THE VIDEO 8 SYSTEM

The 8mm video format was originally intended for camcorder use. Sony has now developed it as a full video system to compete with the existing VHS and Beta systems. In a new series starting next month Eugene Trundle will be providing an in-depth description of the new format, with particular emphasis on the innovative technologies it employs – the chroma system and especially the ATF tracking and PCM (digital) audio systems. The first part sets the scene by reviewing the basic format specification and comparing the techniques and performance of Video 8 with those of the already established formats. Later parts will describe each section of a Video 8 machine in turn, and offer some guidance on setting-up and servicing.

#### ● MAINS-BORNE INTERFERENCE

As the amount and complexity of electronic equipment connected to the mains supply increases, so the problem of mains-borne interference becomes ever more troublesome. The answer of course is adequate filtering. J. LeJeune describes filtering techniques and gives practical guidance on what action to take.

#### ● MORE ON . . .

Chas. E. Miller takes us a step further with the use of a microcomputer as an aid to servicing . . . Mike Phelan on the head drum assembly in mechanical VCRs . . . More CCTV problems described by Peter Graves.

**ORDER YOUR COPY ON THE FORM BELOW:**

TO.....  
(Name of Newsagent)

**Please reserve/deliver the April issue of TELEVISION (£1.30), on sale March 18th, and continue every month until further notice.**

NAME .....

ADDRESS .....

.....

.....

# Dog Watch

*Les Lawry-Johns*

Most of you naval types will recognise the name Dog Watch. There are two Dog Watches, from 16 hundred to 18 hundred hours in the afternoon and from 18 hundred hours to 20 hundred hours. These are the only two-hour watches, the others – middle, morning, forenoon, etc. – all being four-hour watches which can seem an awful long time apassing. You don't like naval terms? Well what about Gunscrew – Guns Screw not Guns Crew. It's true, or was true.

What's this all about? Well, I've come to the conclusion that we need a Dog Watch here (and there). You see just before Christmas Honey Bunch bought, amongst other things, a nice three-pound gammon steak. After boiling it she put it on the table to cool off, then popped into the shop next door to natter to Dianne and get some cigarettes, dog food, etc. I said natter to explain why she was away a while. I was working on a set at the time and was fully occupied. When she came back and went into the kitchen I heard her say "where did I put it?". It wasn't in the fridge and it wasn't in the cooker, but the dogs were licking their lips – or rather clearing their teeth. When we realised who the culprits were we had a good laugh at the thought of how thirsty they were going to be. They were, and drank gallons during the afternoon watch. When H.B. told Dianne she said we were lucky: her dogs had eaten the turkey. Subsequently our lot pinched a one-pound cheddar cheese. So Dog Watch it's going to have to be.

## **Back to Work**

Now to the TVs. We've had a lot in lately. Lots of nice easy ones like G11s and T20s, but some have been a pain in the neck – mainly TX10s. One in particular got me down, and I do mean down. It was a late version, with the plastic chassis wrap – PC1560 main panel. When switched on it tripped for about ten seconds or so then went dead. During the tripping I could see the tube's heaters lighting up and going out, and the sound came on in sympathy. This seemed to rule out the focus unit, which is the most common failing with this chassis, but I disconnected it anyway. The tripping continued. I replaced R813 (121k $\Omega$ ) which is another common cause of tripping but this wasn't at fault either. I then earthed pin 8 (error input) of the TDA2582 chopper control chip IC801. The tripping continued, at a subdued rate. Changing IC801 made no difference so I followed the "pull out plugs" routine. This didn't make any difference either. I remain confused.

## **The Fidelity CTV140**

This portable also got me going. We sold quite a lot of these so I took on the repair without a second thought. It seemed to be dead when I plugged it in so I thought the power supply was at fault. It wasn't. When I plugged in an aerial the sound came out loud and clear and I realised that this model has the advanced noise suppression which the earlier models didn't have.

I checked the tube base voltages and found that the first anode voltage was low. On this model it's derived from

the line output transformer which has two knobs sticking out, the upper one for focus adjustment and the lower for the first anode supply. The tube's heaters also appeared to be underrun. I suspected the transformer, as the e.h.t. and focus supplies were correct but the other supplies derived from it were all low. The line output stage itself seemed to be working all right, so without further ado I removed the transformer and fitted a new one. The same conditions continued and I could see that with the station tuned in the screen was not completely blank. I turned up the presets on the tube base and obtained an acceptable picture, though somewhat lacking in attack. So the whole thing seemed to revolve around the low first anode supply. The RC network on the tube base was in order but the heaters were also definitely low and I just couldn't find a common cause.

I shorted out the 1.8 $\Omega$  resistor in series with the heaters and this improved things a bit. The owner returned and said it was the best picture he'd ever seen on the set, but I was left feeling guilty and inadequate. I'm getting too old to think straight. The doctor says it's vertigo and suggests that I stop trying to do complicated things, but I hate the thought of giving up and I can't afford to anyway. Plod on.

In fact the set came back within the hour, the picture having faded right out. This time there was no first anode voltage and the previously checked decoupling capacitor (C201, 0.01 $\mu$ F) on the tube's base panel was found to have a heavy leak. Removing it restored high brightness and the base panel presets could be returned to their original settings. My guilt vanished, to be replaced by shame. To be fooled by a stupid capacitor, just because it didn't record a leak. Wait a minute, what about the tube heaters? Oh well, the picture was good.

## **The Fidelity CTV14**

I'm sorry to keep on about this model but if you haven't had much to do with it the chances are that you will. These sets are giving a lot of trouble and the more you hear and remember the better equipped you'll be. The original CTV14R is particularly likely to give you heart-ache because of the oft repeated chain reaction. Here's an example.

The set came in because the line output transformer had been shorting. In addition to the transformer, one must expect quite a few other things to have suffered. We found that the line output transistor was short-circuit and the 10 $\Omega$  h.t. smoothing resistor R828 was open-circuit. This is a very common occurrence and we've mentioned it before. Replacing these items was only the start however. First the chopper transistor TR13 (BUX84 or BUV46) was short-circuit. When we switched the set on after fitting a replacement it coughed and spluttered and through it all we saw that there was no field scan. A new TDA1170 field timebase chip was required, and fitting this took a bit of patience. When it was installed the tripping continued but we could now see a full scan trying to appear.

Careful adjustment of the h.t. preset stopped the tripping and a bright blue raster appeared. We tried resetting the blue gain and background controls but this made little difference. The voltage at the base of the BF460 blue output transistor TR10 on the tube base panel was 6V while the bases of the red and green output transistors were at the correct 2V. We felt really fed up because this meant that the 28-pin TDA1365 colour

decoder chip was faulty.

This chain of events is not unusual and we often find that the rectifier diodes fed from the line output transformer are also short- or open-circuit. Quite often the customer is not prepared to meet the estimate and doesn't believe that all this can be caused by a faulty transformer. It's true though, it's true. I wonder what else we could do for a living?

## Letters

### THE FERGUSON 3787 AGAIN

Here's a further note on trouble we've had with the Ferguson 3787/NordMende 8180. Random tripping and failure to start up can sometimes be caused by dry-joints on the combi coil UA01 and/or the line output transformer UA02. Resoldering the PCB is not enough: it's necessary to remove these components from the board and also to resolder the wires at the tops of the pins.

A point about my article on these sets as it appeared in the October 1986 issue. In the section on fault finding the comments on the line output transformer's top core section were edited to say that the result of it being missing is low voltages from the transformer. This is not the case. Without a complete core the set will either not work at all or fast tripping will occur. Even a wider than normal gap between the core sections results in no-go or tripping.

Colin Boggis,  
Woking, Surrey.

### SONY SLC30

In the January VCR Clinic Martin Pomeroy commented on the problem of beat patterning experienced with the Sony SLC30. His suggestion of adding a resistor in the UN12V line merely masks the fault however. The cause of the fault lies in the power supply. We've had this problem on several occasions and have each time found that the cause is C319 on board PS23. This capacitor decouples the UN12V line.

R.E. Foster,  
Nottingham.

### SOFT-START – AND REMINISCENCES

Whilst browsing through some back numbers I spotted D.R. Bracknell's suggestion in the September 1985 issue for adding soft-start to the Philips G8 chassis. Having two of these sets (22 and 26in.) I made a couple of these circuits up. One set sprang to life but the other didn't – it was necessary to add several components to the power panel to make the circuit compatible (there were several versions of the G8 power supply – editor). The h.t. still rose rather too quickly for my liking however. The rise was made more sluggish by changing the value of C2 to 4.7 $\mu$ F instead of 1 $\mu$ F. This appears to work well.

I've also noticed a few letters recently on the "old days". This has prompted me to recall my own early experiences – perhaps they will stir the memories of a few others.

In March 1952 my late father drew my attention to an advertisement for the then *Practical Television* in a daily paper. It said "Build a TV set for under £20". This

referred to the Argus, a 21-valve set using an ex-government VCR97 radar tube which gave a green and black picture measuring about 4 × 3in. I'd always been interested in electrical things, but at fifteen the only previous project I'd attempted to build had been a 4W amplifier described in *Hobbies Weekly*. My attempt to solder it together was done with a small fire-heated iron, so I think it must have been my father's apparent confidence that led me to send for my first *Practical Television*, which contained a free blueprint, then to build the set.

My father owned a car repair garage and I constructed the set on an unused bench. As far as I know there weren't any kits for this sort of project and the Argos was built on five separate chassis that were bolted together. I purchased aluminium sheet, bending, drilling and hand cutting/filing all the valveholder positions etc. I doubt if it would have gained many points for neatness. Not surprisingly in view of my lack of experience the set didn't leap into life for some months (it may have been years). Many of the valves and components were not new and the EF50 valves had short pins that made poor contact. The hand-made H aerial was also blamed – two strong men were needed to erect it. Quite honestly I hadn't a clue about what to expect and which knob did what as we didn't own a TV set. I'd also hand-wound the coils. I eventually bought a set of ready-wound coils and rebuilt some of the chassis using new components including some much posher "Red Sylvania" EF50s. This produced quite good results. I never did make a case, and the set sat on a table around which the family watched. It was occasionally necessary to twiddle a coil former with a knitting needle when the sound wandered.

The mains transformer was a big beast giving 425-0-425V at 200mA. The e.h.t. transformer was also deadly, giving 2.5kV at 5mA. I still have a lot of the constructional data, the blueprint, the transformers, valves and the e.h.t. smoothing capacitors.

In that same year, 1952, there were details of a £9 television using an ex-type 62 indicator unit. In 1953 came the "PT Supervisor" and in 1954 a 13-valve set called the "Simplex". The latter could be built for less than £16. In May 1954 there was mention of the TV licence fee having risen from £2 to £3 . . .

John F.J. Kendall,  
Herne Bay, Kent.

### INTERFERENCE AND VCRs

In the December issue J. LeJeune commented on interference problems with VCRs. During the six-seven years I've been working with VCRs the only problems of this sort I've had have been striations down the screen on playback and herring-bone type interference. If the VCR is mounted beneath the set the first problem can be cured by fitting a sheet of aluminium cooking foil beneath the TV set, i.e. under the top shelf of the TV plus VCR cabinet. This has worked in every case we've had. In our area the second problem is caused by co-channel interference – the main transmitter here (Caradon Hill) uses channels close to the one used by most VCR modulators. The interference can thus be cured by adjusting the VCR modulator. These two simple methods of dealing with interference problems don't require removal of the top, bottom or sides of the VCR.

A.R. Lloyd,  
Plymouth, Devon.







# VCR Clinic

*Reports from Derek Snelling, Steve Beeching, T.Eng., Eugene Trundle and Philip Blundell, Eng. Tech.*

## New Models

A word about three new machines we've had in recently, all of the HQ type, the Toshiba V81B, Panasonic NVG7 and Mitsubishi HS337. The Toshiba machine has infra-red remote control, one-touch recording, a four-event timer, still with frame advance, a picture sharp/soft control, a counter memory and an auto-play facility whereby if you press rewind and play together it will automatically go into play after rewinding the tape. This is the first true Toshiba VHS machine we've had – the V65B was a badged version of the Ferguson 3V45. The influence of the V65B is obvious however, with a similar panel layout. The Panasonic machine has a similar specification but with a delayed one-touch record facility where the start as well as the finish time of the OTR feature can be set. It doesn't have an auto-play facility. The Mitsubishi machine is similar to the Panasonic one but has a seven-event timer and stepped type slow-motion. It's fitted with a SCART socket at the back.

Having had a chance to compare the three machines I must say that the Mitsubishi machine stands head and shoulders above the other two, which can only be described as average, even for a non-HQ machine. The Mitsubishi machine's still and slow functions are almost perfect, which for a two-head machine is very good. How they improve them on the dearer three-head machine I don't know.

D.S.

## Mitsubishi HS306

Here's a problem that occurs regularly with the Mitsubishi HS306. The complaint is a noisy picture and the cause is that the tracking control is a thumb-wheel type positioned along the bottom edge of the front of the machine. If a duster is run along the shelf in front of the machine the back of the hand brushes against the control, rotating it to the end of its track. As with most modern VCRs it's so seldom necessary to use the tracking control that most users don't even know it's there.

D.S.

## Finlux VR1010/Philips VR6462

This machine was reported to be dead, including the clock. There was just a red LED on next to the infra-red receiver, presumably because it thought the machine was receiving infra-red instructions. The power supplies are the obvious place to start with a fault of this sort. Early checks revealed that a 17V rail was at 25V. Some time was wasted before we realised that while the rail has overload protection it's not stabilised and was high due to lack of a load. Further checks led us to the 30V zener diode D6103 which was short-circuit. A replacement put matters right.

D.S.

## Philips VR6462 and Clones

Nearly half of our customers who have a Philips VR6462 or one of its clones have trouble with the timer. They usually complain about recording the wrong channel or of a blank screen. The problem is that the number used to indicate channel number during normal use is not the one used during timer setting up. This is further aggravated by

the fact that when you come to set the channel in the timer the number to watch is in front of the word programme, not the number following it as you would expect, and is in fact the same number that's used to indicate the day in the previous operation.

A minor problem with these Philips machines is that some time during the first couple of weeks' use one of the channels tends to go off tune, usually tuning itself to the next channel along the band. Retuning results in no further calls and at first I thought that customers were pressing the search and store buttons by mistake, perhaps when setting the timer. It's now happened too often however for this to be feasible. I can only conclude that some settling down in the self-tuning and memory circuits takes place.

D.S.

## GEC V4005/Hitachi VT63

We've had the following fault several times with the GEC V4005. It can also occur with the Hitachi equivalent (VT63) – in fact a technical bulletin from Hitachi helped us to cure the GEC machines. The symptoms are failure to accept a tape properly or to eject correctly, often with the mechanism bent or out of "sync". The cause is usually the end sensors. These are mounted on the front loading mechanism and should be replaced as a pair. Unfortunately the mechanism is often damaged to the point where it must be replaced as well.

The problem occurs because the machine uses the end sensors to detect whether a tape has been inserted. When the sensors go faulty the machine may attempt to load up without a tape in. Unfortunately the physical presence of a tape is required to release the latches at either side of the mechanism, so it attempts to load up with the latches locked, resulting in damage to the mechanism unless the fault is rectified fairly quickly.

D.S.

## Sony SLC6

We've had several cases of intermittent stopping or failure to unthread. The main problem is belt wear. Look inside the cassette compartment, from the right-hand side, to see if the relay pulley is running. If it is, replace all the belts. If the problem is very intermittent, for example if the threading fails after a period of standing, say overnight, carry out the following modifications. Replace the small relay pulley, the large relay pulley, and the phosphor-bronze bearing through the chassis between the two relay pulleys. Part numbers are as follows: small relay pulley, top deck (508) 3-671-171-02; large relay pulley, below deck (519) X-367-100-50; phosphor-bronze bearing, 3-671-122-01. In some cases an arm to the right of the small relay pulley may have to be changed due to the extended skirt on the new pulley.

S.B.

## Akai VS2

The problem with this machine was intermittent shutdown when starting to record or play back after a rewind. Our customer told us that the machine was overheating, which threw us completely – with this model, once a function has

shut down it won't repower for some minutes. The cause of the trouble was found to be the loading belt – the tape loading was intermittently incomplete. S.B.

### **Panasonic NV7000**

In the event of an incorrect clock display at switch on from the mains, consisting of the top row of dots and a bottom row of numbers, IC7505 is being held in reset. Check zener diode D7540. S.B.

### **Sharp VC8300**

You will sometimes find that the output from the loading motor chip I805 (STA401) doesn't change state with change of input. If the i.c. has failed, check the motor changeover switch. It can fail, placing a short across the motor drive output – this will destroy a replacement chip if it's not put right first (part no. QSW-I 0002GE). S.B.

### **Grundig VS200 Series**

Take-up motors with date codes prior to 04/84 can tighten on their bearings. This and any other factors, such as poor quality tapes, that cause increased tape tension around the drum can lead to displacement of one or both video head tips. As the machine's high performance can mask the problem to some extent the clues to look for are poor reverse search performance and tracking errors at the top of the screen. Care is required and the urge to twiddle the tape guides must be resisted. Note that an unsecured cassette exit guide, next to the cassette's tape output, can also cause tracking errors at the top of the screen. If this guide becomes loose and a tape has been jammed in the machine the tape tension arm can be bent out of true.

Failure to take up the tape can be due to incorrect tape tension. During initial threading up the microcomputer chip checks the position of the tension arm via the opto-tension sensor. Reduced tape tension will result in the arm "bouncing" out of the opto-sensor slot during initial threading up. Check and set the tension: follow the instructions given in the manual but use the new value of 23-25N (gm/cm). S.B.

### **JVC GRC2 Camcorder**

An inexpert customer brought this camcorder back to us several times during the guarantee period, each time with red-herring symptoms of one sort or another. It finally came back with a self-recorded tape that proved the sound to be intermittent in the record mode. The fault didn't show up during a long test in the workshop and couldn't be provoked. We finally resorted to a blanket job, replacing the microphone, the BA5112LS sound chip and all the surface-mounted tantalum electrolytic capacitors in the sound section – this type of capacitor is proving to be somewhat unreliable in JVC and JVC-derived recorders. We didn't hear any more, so one of the handful of replaced suspects was faulty. Subsequent testing proved it to be the microphone. E.T.

### **Panasonic NV810**

The customer had had this machine for just two days when he rang to tell us that the sound from its left hi-fi channel was louder than that from its right hi-fi channel during playback – also on record unless he offset the slider audio level controls. While he was convinced that the

sound balance was wrong workshop tests showed that the signal levels in the two channels were within half a decibel of each other at the crucial 0dB level. What was wrong was the factory setting of the meter balance and sensitivity controls VR6201 and VR6202 on the operation circuit board. Incidentally these are incorrectly referred to as VR6501 and VR6502 in the setting-up instructions given in the service manual. Strange that the recording level control offset which satisfied the meters and the owner was actually introducing imbalance. We've since lined up one or two more of these machines for critical customers. E.T.

### **Ferguson 3V23**

This model and its JVC equivalent, the HR7700, were somewhat ahead of their time and had a very high component count compared with later full-function machines. The fault with this one was that some of the remote-control functions didn't work – those concerned with channel changing and clock setting. Remote control of the deck functions worked well. It took us longer than it should have done to track this down to a faulty data select chip (TA1, type TA57) on the tuner-timer control board. We had dallied far too long in the remote control receiver and serial-to-parallel converter sections of the mechacon circuit. E.T.

### **Sony SLC6**

Snowy pictures via the video was the complaint with this machine. Playback of a known good tape was fine, but looped-through signals to the TV set were very weak. Since its supply voltage was present and correct the r.f. booster was clearly in trouble. The manual gives no circuit diagram for the expensive combined r.f. modulator/booster module however – it's presented as a "black box". In view of the high cost of this item we decided to have a go amongst the four 2SC3037 npn transistors in the booster section. Once we'd worked out their pinning it didn't take long to find one whose base was 3V positive with respect to its emitter. It was Q3, and had an open-circuit base-emitter junction. No alternative we tried would work in this position so another 2SC3037 was acquired and fitted. Much cheaper than a replacement module. E.T.

### **ITT VR3916**

No power-on light was the symptom with this machine, the cause being loss of the switched 5V and 12V supplies. The 3.9V zener diode D3 was short-circuit and Q3 was leaky. P.B.

### **GEC V4005/Hitachi VT63**

This machine often produces a squeaking noise in fast forward or rewind. The cure is to remove the bar at the base of the capstan and put a dab of grease where the flywheel touches it. If the bar is badly worn a modified type with a nylon bearing is available. P.B.

### **Toshiba V65B/Ferguson 3V45**

There was no clock display as there was no 5V supply to the display driver IC301. The supply comes from Q401 on the timer PCB: this transistor was open-circuit between its base and emitter. P.B.

# Vintage Mains Supplies

Chas E. Miller

The domestic mains power supply in the UK has been standardised at 240V, 50Hz a.c. for so long now that most younger engineers will be unaware that there was ever anything different – very different! In the vintage television years the mains supplies varied widely and wildly, not just over the country as a whole but very often between districts of the same town – indeed sometimes between adjoining houses!

The reason for this disparity was the way in which the electricity industry grew up. In its infancy, every undertaking was a purely local affair which selected its equipment from the range on offer from the manufacturers of the day. Thus the voltage, its type (a.c. or d.c.), and if a.c. the frequency, were determined by what appealed most to the local engineer-in-chief. Generally speaking it was the pioneering undertakings that had the oddest selection of supplies, as they were themselves working out what in practice best suited their customers' needs. Although the coming of the grid system paved the way for the standardisation of supplies, even well into the vintage years there were no fewer than 600 local supply undertakings, and with the others there was still no firmly decided norm.

## Early Power Requirements

From the outset there was brisk competition between a.c. and d.c. as the favourite type of supply. D.C. had undeniable attractions as it could be employed without difficulty to power the arc lamps that were used for early street and factory lighting. The ease of transmission associated with a.c. was not of such importance with local power stations. Nor would the majority of consumers have any need to transform voltages up and down in the long pre-radio and TV era. D.C. motors could be easily controlled and were widely employed in tramway systems. Towns having trams would be likely to have d.c. mains as well, to simplify the generating plants. When a.c. was used for traction purposes the frequency was likely to be less than 50Hz – down to 25Hz or even less. This again was of no moment to the domestic user of the time, though it would have been when mains-powered radio sets came on the scene. Usually the listener unfortunate enough to have a sub-standard a.c. mains supply had to pay over the odds for a set that could be used with low-frequency a.c. At least he could use a television receiver without too much bother when these became available: the person with d.c. mains had no other recourse but to use a d.c.-a.c. converter, either rotary or vibratory (we are talking about the days when all TV sets were fed via a mains transformer). Let us consider therefore the lot of the bloke in the front line, the poor old radio engineer who just over fifty years ago was poised on the brink of becoming a radio/TV engineer.

## Some London Choices

This hapless individual, we'll suppose, has a list as long as his arm of customers all over London desperate to have a TV set installed in time for the grand opening of the

service in November 1936. His employer has supplied him with a handbook that shows him the mains voltage and type of supply for virtually every district in the kingdom, so he feels the usual TV engineer's false sense of security that comes just before a gigantic pratfall.

Actually, the first call in Battersea isn't going to be too much of a problem if he finds himself in the 230V a.c. area, but a bind if the house is in the alternative 230V d.c. locale. Maybe there were not too many potential viewers in Bermondsey, which is just as well since there's a splendid choice of five supplies – 205V a.c., 205V d.c., 220V a.c., 230V a.c. and 240V d.c. Camberwell is much less complicated with only three supplies, 205V a.c., 205V d.c. and 230V a.c. Chelsea manages with only two, 200V d.c. and 230V a.c., as does Finsbury with its 230V a.c. and rather dotty 104V d.c. So far our friend has had six chances in fourteen of dropping in on a d.c. mains district.

He may breathe a little more easily in Fulham and Greenwich, which both have a civilised 200V a.c., but the problems commence again in Hackney, part of which enjoys 230V a.c. and the other 240V d.c. Hammersmith offers 110V a.c. or 230V a.c., which he supposes is not too bad, nor is Hampstead with its choice of 105V or 210V a.c. supplies. Kensington means either 100V a.c., 230V d.c. or 230V a.c. St. Marylebone offers a straight choice between 240V a.c. or d.c. With Poplar it's 230V d.c. or nothing. In Shoreditch you get 240V, again d.c. only. Southwark provides 205V, 215V and 220V d.c. in some areas, 205V or 230V a.c. in others. Stepney sticks to 240V d.c. which is also favoured by Stoke Newington where some fortunate people get the choice of 230V a.c. Wandsworth plumps for a.c. only at 205V or 230V while Westminster rings the changes with either 230V a.c. or 200V d.c. If our hero penetrates Woolwich he'll find 220V a.c., thus completing a check list of virtually every combination of voltage and current then available. No wonder television and radio sets in the vintage years had comprehensive mains tapping panels!

If you tot up the examples quoted, you'll find that the twenty districts mentioned (and there are many more in London) boasted no fewer than 43 voltage/current variations. But at least, our engineer friend might have reflected, if he armed himself with a supply of step-up autotransformers and d.c.-a.c. converters for approximately 110V to 230V he couldn't possibly go wrong. He had covered every probable eventuality. Wouldn't it be just his luck to get a call to go to that part of Leyton that enjoyed 150V d.c.?

## Vibrator Converters

Vibrator converters were commonly used to deal with the problem of a d.c. mains supply when the receiver required an a.c. input. The basic principle is shown in Fig. 1. Spring switch S consists of a springy metal reed which is fixed at one end and carries a piece of soft iron. D.C. passing through coil L at switch-on attracts the piece of soft iron to its magnetised core, breaking contacts A and

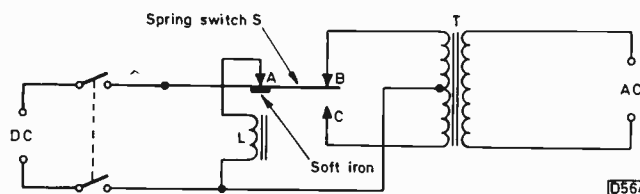


Fig. 1: Principle of the vibrator d.c.-a.c. converter.

B and making contact C. L is then demagnetised and S springs back. The process is repetitive: with each movement of S, the current flowing through transformer T's centre-tapped primary winding reverses. An a.c. output is

thus generated across T's secondary winding. In practice a vibrator d.c.-a.c. converter would include overload protection and filtering to suppress the interference generated by the switching action.

# Market Place

*Eugene Trundle*

Part of my job is to buy spares and to select and purchase test equipment for a medium-sized (but growing!) service department. In the course of this I sometimes come across items that seem worthy of drawing to the attention of fellow readers of the magazine. Here then is a round up of a few bits and bobs that don't individually justify a full-blown review but have become available recently and have been found to be very useful.

## IR Detector

First the Magic Mirror from Philips Service, catalogue number 395 37198. It's made by Banner in the USA and takes the form of a plastic card, similar to a business or visiting card. In the centre there's a postage-stamp sized infra-red detector pad. When an active infra-red remote control handset is shone at this from a range of an inch or so an orange glow is reflected to indicate the presence of IR radiation. It's most clearly seen when shielded from ambient light, and may be steady or pulsating depending on the handset. Being a passive device this tester is maintenance free and has no need of the batteries or mains power upon which other types of detector depend.

This little device very quickly settles the question "is it the transmitter unit or the receiver?", and with experience one can gauge the strength of the IR radiation. We've found it invaluable in the workshop, field and in the showroom. It's well worth the £6.95 plus VAT price tag: progressively higher discounts are offered for orders of three, six or twelve.

## Wire Stripper

Another useful gadget is the automatic wire stripper available from PV Tubes of Accrington, Lancashire, at £6.95 plus VAT. This beefy and rugged tool is in fact manufactured by Philips though it's not mentioned in the Philips Service UK catalogue. In appearance it's similar to a pair of pliers with the jaws turned through 90°. Below them are sidecutter blades for use on the wire before and after the stripping operation.

The wire (single or flat-twin) to be stripped is inserted in the main jaws and the handles are then squeezed. In a single stroke the outer sleeve is gripped and held and the insulating layer is stripped off and withdrawn. A graduated scale permits a choice of strip length and a knurled knob caters for wire diameters between 0.2mm<sup>2</sup> and 6mm<sup>2</sup>. I found it effective and useful.

## TV/VCR Covers

Now for something completely different. If our company is at all typical – and I suspect it is! – the cost of damaged cabinets and screens over a year is staggering. In the rush and bustle of field service collections and deliv-

eries it's all too easy for these to be damaged: a bend taken too fast, a suicidal dog, an extra TV squeezed into the van – all these things happen to us, and it's very difficult to deal with deep scratches and abrasions on the glass, metal and pseudo-wood outer surfaces of modern TV sets and VCRs.

A good way of insuring against such disasters is to use protective covers. I've been trying some from NFPC of 3 Fenham Hall Drive, Newcastle-upon-Tyne NE4 9UT (telephone 091-272 4646). These "tea-cosy" type covers are shaped to fit TV sets and come in two sizes: standard, fitting over sets with screens up to 22in., also some 26in. models; and large, to fit 28in. models and the bulkier 26in. models. There's also a "universal" VCR cover which is suitable for all "homebase" video models except for early monsters like the Sanyo VTC9300. The VCR covers have a Velcro-fastened flap, thus completely enveloping the machine for transit and avoiding those dangling mains cables etc.

These covers are all made from quilted anorak-type material. Though not as heavy and thick as some covers I saw several years ago, they come at a much more affordable price and are quite adequate for their purpose. They also offer protection from rain and snow between the vehicle and the house or workshop door, and completely conceal the gear in sensitive situations such as repossessions!

The prices are £6.50 per VCR cover, £7.50 per standard TV cover and £8 per large TV cover, all inclusive of post and packing. Various package prices and discount schemes are available. To promote business and create a professional image every cover supplied is customised with the buyer's trading name. A good investment in my opinion.

## Degaussing Wand

Finally a degaussing wand! Degaussers were in plentiful supply twenty years ago and generally came in the form of a large and rather clumsy disc. Although the need to degauss a colour TV tube arises much less often than of yore, it's still sometimes required – when setting up a newly-fitted tube for example, or when there's a magnetised object near a TV set or monitor. Very few suppliers seem to list degaussers these days but I have a new one on the desk in front of me. It was supplied by PV Tubes of Accrington (0254 36521).

Like all such degaussers it's intermittently rated, on a thirty-second basis. During that period it generates a very strong alternating field that's suitable for use with delta-gun tubes and for demagnetising steel radiators etc. – in addition to the less-demanding in-line gun types of picture tube. Its wand shape (4.3cm diameter, 29cm long) makes it very amenable to storage in the toolbox or to stashing away in some corner of the service van or car. Its price, at £19 plus £1.50 post and packing plus VAT, may seem to be a little on the high side but is well justified when you consider that it consists of lots of expensive copper wire and steel laminations. This one is UK made and, like the seaside rock it resembles, it comes from Blackpool! An essential accessory to have around even though it's not something you'll be using every day.



# Long-distance Television

Roger Bunney

December was relatively quiet following the excellent though short-lived tropospheric opening at the end of November. The main activity occurred during the middle of the month when there was a period of intense Sporadic E propagation. Unfortunately both the Geminids and the Ursids meteor showers proved to be rather quiet, while the indifferent weather in the UK was inimical to tropospheric propagation. The following SpE log for the period reflects the overall quiet conditions:

- 4/12/86 TSS (USSR) chs. R1, 2.
- 5/12/86 RAI (Italy) ch. IA.
- 13/12/86 TVE-2 (Spain) ch. E2; RTP (Portugal) E3; TVP (Poland) R1, 2.
- 14/12/86 SR (Sweden) E2; NRK (Norway) E2; TSS R1; RAI IA, B; DR (Denmark) E2; RUV (Iceland) E4; TDF-Canal Plus (France) L3.
- 25/12/86 ARD (W. Germany) E2; SR E3.
- 26/12/86 RAI IA.

Auroral reception was noted in Scotland on December 16th while slightly improved tropospheric conditions on the 25th produced Band III signals from RTE (Eire) in Wales. The tropospheric opening on November 29/30th was unusual in that very strong System M (525-line) signals from the American Forces TV station at

Soesterberg, Holland (ch. E70/A80) were received throughout the south/south east. John Tellick, who was staying at Lancing (Sussex), even received the signals via a set-top aerial. The transmitter runs at only 20kW e.r.p.



My thanks to the following for sending in reception reports during the month: Ray Davies (Norwich), Simon Hamer (Powys), Len Smith (Havant), and Iain Menzies (Aberdeen). At long last the building work here has been completed and my revised receiving system has been brought into operation – some ten weeks without aerials or receivers!

Some time ago in these pages Harold Peters (Lowestoft) reported the theft of an outside 4GHz dish assembly. Recently a colleague of mine living in Kent spent several days in Southampton. On his return he found that his complete Luxor 11GHz TVRO system had been stolen. Since the amount of satellite receiving equipment installed is likely to increase sharply over the next couple of years it's time to consider ways of preventing/deterring theft. Any ideas that readers may have would be welcome.


Sunshine Radio, which is well known in the Shropshire/Herefordshire area for pirate radio transmissions, announced plans for an afternoon TV programme on Boxing Day. Transmissions were to be on ch. 34 from a circling Cessna aircraft. Air space was refused by air traffic control and the project had to be abandoned! My thanks to Network 21, the ch. 21 community TV station covering Brixton on Friday nights from 2345, for their Christmas party invitation. Wish I could have made it!

## News Items

**France:** Apparently Canal Plus is shortly to start transmitting the CBS (Canadian Broadcasting System) late news at approximately 0700-0730 French time, unscrambled



Left: A mystery SpE signal, "Televerket Non Stop", received in Holland at 1040-1145GMT on ch. E2. Centre: End of news caption from Poland TVP-2 on ch. R38 – tropospheric signal. Right: FUBK pattern from Sender Freies Berlin with new date/time information – another tropospheric signal. All three photographs from Ryn Muntjewerff, Beemster, Holland.



Left: Programme exchange between Italy and the USA for groups of Italians living in the New York area. Centre: News exchange from Iran through NHK, Tokyo. Right: FUBK pattern following a news exchange from OIRT, Prague. Can anyone identify the source? All three photographs are of reception by Frank Lumen in Denver via Satcom 1, transponder F11.

and with the original sound plus French subtitles. The French ATAFELD DX Club reports that Sony has introduced a new tuner/i.f. strip capable of handling PAL, SECAM and NTSC colour in systems B/G, D, H, L, I, M and K, with stereo sound capability and channel/standard memory options to thirty programmes.

**UK:** There are indications that Band III is now being used for PMR/industrial communications. Dave Lauder (Hertfordshire) has noted a strong carrier at approximately 181.5MHz, at times unmodulated and at other times with an f.m. tone. A recorded announcement "Cleanfeed Studio E Lime Grove to TS2", also the south-east news at 2125 local time, indicate that the BBC is now active in Band III. Any other reports of Band III activity would be appreciated, with the frequency if known.

**India:** The Indian TV service is planning to start break-fast-time transmissions this autumn. Weekday programmes would start at 0700.

**W. Germany:** For many years RIAS (Radio in the American Sector) has transmitted radio programming to East Germany, funded by the US Information Agency and the Bonn government. Plans are being formulated for an RIAS-TV station which would cover Berlin and the surrounding area, again aimed at an E. German audience. Transmissions are likely to start next year, on ch. E25, with an e.r.p. of 250kW.

## 50 Years of Television

The latest edition of the European Broadcasting Union Technical Review is a special issue devoted to the history of television over the last fifty or so years (No. 220, dated December 1986). It covers not only fifty years of BBC TV but also the early days of TV broadcasting in other European countries - France has also recently for example been celebrating fifty years of TV broadcasting.

French TV has an interesting early history. Thirty-line transmissions first took place in September 1929, with public demonstrations in April and November 1931. The first official TV broadcast was made on April 26th, 1935. In November 1935 a TV centre was established at the Champ de Mars, with a v.h.f. transmitter (6.52m vision, 7.14m sound) atop the Eiffel Tower. For political reasons the system was closed down in 1936. In 1937/8 a 455-line system was demonstrated, with transmissions from the Eiffel Tower: elsewhere in France a 180-line system was being demonstrated. The 455-line standard was adopted from July 1st, with daily broadcasts - the Eiffel Tower transmitter remained in operation until 1956. Transmitter power was 30kW peak white. The outbreak of war in September 1939 saw the close-down of the service. It's interesting that reception at up to 80km was being achieved using amateur receivers.

Research continued during the war, with 800- and 1,200-line scanning and a view to the resumption of a TV service at the end of hostilities. TV transmissions were resumed with the liberation of Paris in October 1944 - with a 441-line system. The 819-line system was adopted in December 1949, with both systems being transmitted from the Eiffel Tower. The 441-line service ended in January 1956, when the transmitter burnt out. France used the 819-line system only (System E) until late 1963, when the current 625-line System L was introduced. The 819-line standard was dropped in the early 80s.

A German TV service was started on March 22nd, 1935, using a 180-line, 25-frame standard. Much earlier considerable research had been done on mechanical sys-

## UHF Signal Strength Meter Model SSMU1



The SSMU1 is a portable, battery-powered, signal strength meter for use in the setting up of aerials and distribution amplifier systems within the specified frequency range of coverage. The unit may be operated either with standard HP7 batteries or with rechargeable Ni-Cads, with the adaptor. Signal strength is measured in millivolts or decibels and indicated on a meter with 3 gain settings. The meter can be illuminated when required. To aid video and sound identification a low level sound source is built into the case. A carrying case is also supplied equipped with shoulder strap. (See review on page 325.)

**Specification:** Frequency Range... Channels 21-69 (470-860MHz)... Varicap Tuned, measures 20µV to 40mV in three ranges, with an accuracy of ±4dB. Power source is 12 volts derived from 8 × HP7 batteries or 10 size AA rechargeable Ni-Cads.

**PLANET SSMU1 UHF Signal Strength Meter** ..... £149.95  
(Carriage & Insurance on above item £3.00)

**Other examples from our range:**

**WOLSEY HG36** 'Quick Silver' Multi-element High Gain (18dB) Aerial, available in Groups A, B and C/D ..... £35.95

**TRIAx 40055** 'Professional' type UHF wideband amplifier, 25dB High Gain, minimum low noise figure 1.5dB; High signal handling 102dBµ ..... £27.80

**TRIAx 601/60** matching 24v Power supply for use with above amp.. £12.75

**Very Special Offer - SALORA 20" Luxury Stereo Multi-Standard Colour Television**, fitted with Teletext, PAL/SECAM for Systems B/G/IL, will work in UK, Europe & France. VHF-UHF comes with infra red remote control, one only at very special price (includes delivery) ..... £495.50

We are the specialist aerial company for all installations - domestic, fringe distribution and DX. Try our comprehensive Catalogue at 65p packed with all the latest equipment, please include SAE with any other enquiries.

All prices inclusive of VAT and carriage. Delivery 7-10 days.  
ACCESS & VISA Mail and Telephone orders welcome.



**AERIAL TECHNIQUES (T)**

11, Kent Road, Parkstone,  
Poole, Dorset, BH12 2EH. Tel: 0202 738232.



tems - Telefunken produced a remarkable "mirror-wheel" 96-line receiver as early as 1928. A great advance came in 1932 when a 16kW transmitter was installed atop the Berlin Radio tower, operating at 42.8MHz with a 90-line system. An all-electronic system came into use in 1936 to give coverage of the Olympics from Berlin and via cable to regional centres. Subsequently the 441-line standard was adopted, and a public service started on September 1st 1939. Broadcasting was limited during the war but the Berlin service continued until 1943 when the station was destroyed by bombing. Test transmissions started in Hamburg in July 1950, using the 625-line standard, initially with 250W in Band II and 1kW in Band III.

This issue of the EBU Technical Review contains much technical and historical detail, both on the progress and development of TV in Europe and the equipment used by the broadcasters. I can recommend it to readers. To obtain a copy, send 220 Belgian Francs (this includes postage) to the European Broadcasting Union, Technical Centre, 32 Avenue Albert Lancaster, B-1180, Bruxelles, Belgium - ask for the "Fifty Years of Television" December 1986 issue, English language version.

## ATV Repeaters

A repeater consists of a high-quality receiver with facilities to retransmit an incoming signal on another frequency. Several 1.3GHz band ATV repeaters are in operation in the UK. The advantage of using a repeater is that it can be sited in a good position, e.g. atop a hill, giving coverage over a large area.

ATV repeaters are well established in Australasia - there are several in Australia and two have been commis-

**Table 1: Australian ATV Repeaters.**

Area	Callsign	Input – MHz		Output – MHz	
		Vision	Sound	Vision	Sound
Canberra	VK1RTV	426-25	431-75	579-25	584-75
Wagga	VK2RTW	444-25	449-75	579-25	584-75
Bendigo	VK3RMZ	426-25	431-75	579-25	584-75
Melbourne	VK3RTV	444-25	449-75	579-25	584-75
Townsville	VK4RAT	444-25	449-75	579-25	584-75
Brisbane	VK4RTV	426-25	431-75	579-25	584-75
Central North	VK5RCN	426-25	431-75	444-25	449-75
Central North	VK5RCN	579-25	584-75	444-25	449-75
Adelaide	VK5RTV	426-25	431-75	579-25	584-75
Adelaide	VK5RTV	444-25	449-75	579-25	584-75
Perth	VK6ROD	426-25	431-75	579-25	584-75
Perth	VK6RUF	426-25	431-75	579-25	584-75
Devonport	VK7RAE	444-25	449-75	579-25	584-75
North West	VK7RTV	444-25	449-75	426-25	431-75

sioned in New Zealand, all operating in the accepted u.h.f. TV bands. As a result it's common for ATV enthusiasts there to provide basic programming in the knowledge that this will be viewed by the general public. Since we've a number of readers down under, the Australian ATV repeaters are listed in Table 1. The New Zealand repeaters are at Gisborne, Kaiti Hill (input 1,251.25MHz, output 443.25MHz) and Belmont (input 443.25MHz, output 614.25MHz). Our thanks to Robert Copeman for providing this information.

**From our Correspondents . . .**

An interesting letter from Roderick Ballardie of Timperley, Cheshire takes up the historical theme again. Roderick joined the TV trade in 1954 when he was apprenticed to the Glasgow Pye service department. One morning whilst working on a Pye VT17 prior to Kirk o'Shotts (ch. B3) coming on air signals appeared on chs. 1 and 2 – from France (819-line standard). During this period the same test card was received on the 441-line standard – it became a regular and persistent signal, though weak. At the time standard ch. B3 H aerials were used, mounted at some 140ft a.g.l. Kirk o'Shotts used the pre-war Test Card A in those days. Roderick comments that the French 441-line signal was always weaker than the 819-line signal and had "a sort of coarseness" to it, the line lock being just off the 405-line setting. During the record peak sunspot activity in 1957/8 Roderick experienced much v.h.f. reception via F2 propagation. In 1959 he moved to the Pye agents in Bermuda where the Hamilton ZBM station transmitted on ch. A10 (System M). An American Forces station (ZBK-TV) at St. George's Base, Kindley also used ch. A10: problems arose when ZBM came on air and ZBK had forgotten to switch off – the interference was "incredible"! Whilst in Bermuda Roderick received many DX signals from North America, also from Puerto Rico, Cuba and Panama. Daytona Beach ch. A2 was most often received. During a good opening signals would arrive from as far as Canada (Toronto, Montreal) and by mid-day signals would be in from the New York area. The later afternoon period would produce signals from the Mid-West at considerable distances. Roderick returned to the UK in 1961, where he continued servicing and some DX-TV on the side, using a Bush TV125 receiver.


George Gaskin (Gibraltar) writes that there's no ch. E4 transmitter at present on the Rock – The only Band I activity is a 50MHz amateur beacon. He comments that

he's receiving TVE-1 on ch. E2 but not from Madrid (the only listed ch. E2 TVE-1 station) and suspects that a new relay is in operation – he mentions Andalusian regional programming. A TVE teletext service is expected later this year.

Jean Louis Bubler (Seoul, S. Korea) mentions problems with the Korean dual-sound transmissions, which have been in operation for some months. The trouble is interference from the main sound channel on the secondary one. Jean is shortly to visit Thailand, Bali, Singapore and Hong Kong: we look forward to his on-the-spot observations.

**405-line Corner**

Two more readers have offered single-standard 405-line TV receivers, all at least 25 years old and working when stored. David Graebe of Chant Stream Cottage, Kent Street, Sedlescombe, Battle, E. Sussex TN33 0SG has available a 17in. Ekco console set with v.h.f. radio: the walnut cabinet is in excellent condition and the set features spot-wobble. G.V. Panton of Dale View, Thorpe Fen, Skegness, Lincs. PE24 4LD has the following sets for disposal: Pye FV1C, V4 and 17F, Ekco T310, Marconiphone 4618, Bush TUG34, TV24A, TV24 and an Invicta set (model unknown). All these receivers are free to good homes but must be collected: please write first, enclosing a stamped, addressed envelope.



Seavey Engineering Associates (USA) C/Ku band common axis feedhorn assembly type ESR124H.

# Service Bureau

*Requests for advice in dealing with servicing problems must be accompanied by a £1.50 cheque or postal order (made out to IPC Magazines Ltd.), the query coupon and a stamped addressed envelope. We can deal with only one query at a time. We regret that we cannot supply service sheets nor answer queries over the telephone.*

## **RANK T20 CHASSIS**

The problem is no sound or picture. The voltage at the collector of the line driver transistor 5VT3 was found to be high, at 200V, indicating lack of drive. The kick-start was shunted but the result of this was that 5VT3's collector feed resistor 5R3 went up in smoke. 5VT3 has been checked and there are no shorts in this area.

While the problem could be due to short-circuit turns on the line driver transformer 5T1 (look for signs of overheating) it's more likely that 5TV3 is receiving a heavy turn-on bias. This puts suspicion on the TBA950 line generator chip 4SIC1 which could have developed internal leakage. With the correct value resistor shunting the kick-start capacitor 4C9 and 5R3 open-circuit you should see a squarewave at pin 2 of 4SIC1.

## **FERGUSON 3V00**

At random intervals in the playback mode picture synchronisation is lost. On turning down the sound you can hear the drum motor speeding up as the picture breaks up. The drum drive belt has been cleaned and doesn't slip when tested by hand. Do you suspect the drum servo or the motor?

The drum motor is suspect in these early machines for the fault described. We suggest you first try setting up the drum free-speed potentiometer in accordance with the instructions given in the manual. If this is not successful a new motor is likely to be required.

## **TELEFUNKEN 711 CHASSIS**

The problem is tuning drift. All the channels have to be tuned in at switch on and it's necessary to keep on readjusting the tuning until the set has thoroughly warmed up. The tuning is then all right.

In the cases of tuning drift we've come across with this chassis the tuner unit has always been responsible. Before condemning it, check D104 (ZTK33B) and R106 (18k $\Omega$ ) by substitution.

## **SANYO VTC5000**

There are two problems with this machine. First, when a cassette is removed there's often a loop of tape outside. This usually occurs after a full rewind. Inching the tape forward by pressing the standby and power-on buttons before ejecting the cassette often prevents the looping. Secondly there are at times during replay a lot of white dots all over the screen. A sharp tap or two on the cassette holder usually removes this interference.

A loop of tape hanging from the front of the cassette is usually due to shiny brake-pad surfaces. They can be buffed with fine glasspaper. The usual cause of the interference described is poor earthing of the vision

preamplifier screening can. A braided earthing lead from the adjacent bracket to the metal can should clear the problem. If necessary check the head drum earthing brush beneath the deck.

## **SONY KV2000UB**

The picture would flicker in slightly towards the centre of the screen, though the effect was not always apparent. This slight movement was from both sides at the same time, the centre of the picture remaining unchanged. The picture then started to break up horizontally, rapidly becoming a series of lines from the top to bottom of the screen. A normal picture is restored if the set is switched off for a while, but within a few minutes of switching on again the picture degenerates to a series of broad lines.

A very common cause of this symptom is failure of one or more of the electrolytic capacitors in the chopper circuit. Start by checking C612 (3.3 $\mu$ F), preferably by substitution, then if necessary go on to check C620 (33 $\mu$ F) and C626 (100 $\mu$ F). If all these prove to be o.k. check C532 (4.7 $\mu$ F) etc. associated with the CX158 line generator chip.

## **RANK T22 CHASSIS**

The picture narrowed towards the centre, then the receiver appeared to switch off briefly before coming on again set to channel 1. This got progressively worse until the fusible resistor 5R3 in the feed to the line driver stage eventually opened. A new line driver transistor has been tried and the trip circuit seems to be working correctly, but the fault remains.

We've known 5C3 (100pF), between the collector and base of the line driver transistor, to cause this problem by becoming leaky. Replace it then check, preferably by substitution, the line driver transformer damping network 5C2 (2.7nF) and 5R4 (5.6k $\Omega$ ), also 5R8 (1 $\Omega$ ) in the line output transistor's base circuit. If necessary check the EW modulator diodes 5D6/7 and ensure that the connections to the line driver transformer are not dry-jointed. On very rare occasions short-circuit turns in the driver transformer result in 5R3 going open-circuit – but check first that 5R3 itself isn't faulty.

## **AKAI VS5**

We have two of these machines. One will play and record used tapes despite imperfections brought about by various incidents (including video engineers). The other machine is very sensitive to these imperfections, cutting out on record or play (with no rewind) so that reliable operation is possible only when a new tape is used.

The fact that the cut-out phase is followed by inability to rewind the tape indicates that the machine thinks the tape is in the start position, due to a false message from

## **QUERY COUPON**

Available until 18th March 1987.  
One coupon, plus a £1.50 (inc. VAT)  
cheque or postal order, must accompany EACH PROBLEM sent in accordance with the notice above.

**TELEVISION MARCH 1987**

the tape-start sensor at the right-hand rear corner of the cassette. Check first that no one has fitted the wrong cassette bulb. If this point is o.k. check the start-sensor photodiode by monitoring the voltage at pin 10 of IC303 on the syscon board.

### **TOSHIBA C2000B WITH VCR**

When this colour set is used with a VCR there's a nasty buzz on sound. The buzz can be eliminated only by defeating the a.f.c., but the tuning then drifts. The problem is present even with a Toshiba VCR.

We suggest you adjust T171 on the a.f.c. panel for best results from the VCR, with the tuning door shut. Although the set is quite old it should work happily enough with a VCR signal. Check C602 and C617 on the sound panel, preferably by substitution. If necessary back off the a.g.c. control R151 – the signal from the VCR could be overloading the set. If these steps prove unsuccessful, try a very small adjustment of the co-sound traps T103 and T108, returning the cores to their original positions if there's no improvement.

# TEST CASE

## 291

*Each month we provide an interesting case of TV/video servicing to exercise your ingenuity. These are not trick questions but are based on actual practical faults.*

By all accounts the technology (both electronic and mechanical) used in the latest consumer video equipment is some way ahead of that embodied in much ENG and broadcasting gear. The design aims, performance and cost of the two classes of goods are quite different however. So far as servicing is concerned, maybe the consumer category is the more difficult to tackle!

An example of very high technology in a relatively inexpensive form is the Sony Video-8 format camcorder, Model CCD-V8AF. These units are very popular here and are selling well – they offer several advantages over the conventional VHS and Beta types. A recent sale of one to a rather meticulous customer gave us some headaches however.

After taking it home and playing with it at length Mr. X started to experiment. The culmination of this was the videotaping of a beautiful picture of a vase of flowers of delicate and varied hues. The tape was then rewound and replayed via the TV set, with the input to its aerial socket. The original picture of the flowers was propped up on top of the set for purposes of comparison! Various discrepancies were noted by Mr. X. With a detailed list of them he rang Service Department and assailed the ears of a brown-coated innocent who was at that moment struggling to get a reel idler out of a Fisher 615 – no mean task!

The main theme of Mr. X's monologue was that he'd been robbed of over a thousand pounds. He was asked, gently, whether he'd set the white balance before shooting the picture. He had. The patient and helpful technician asked him to try again, using a large sheet of white paper over the picture during auto-white balance, then without changing anything to shoot more footage of the flower picture. If the results were still bad, he was told, bring the little treasure in for service with a concise description of the hue errors.

Next day, in it came. Pinks were slightly purple, oranges dull, greens tended towards turquoise. The brown backdrop curtain had come out puce. Puce?

Now the setting-up procedure for the chroma and encoding circuits of a camera – even a CCD camera like this one – is no joke. It's not proposed to reveal here to rubbernecking *Television* readers whether or not the Test Case workshop boasts a vectorscope. Suffice it to say that the chroma, encoding, burst and auto-white circuits were carefully checked and adjusted. None were very far out, a tribute to the beautiful slant-eyed girl who (we like to imagine) sets them up. She should have had the flowers. A wild and far-fetched suggestion by a bright Technical Spark involved scanning the light box colour bars, genlocking the camera to a colour-bar generator, and twiddling to unify the two halves of a split-field display. He didn't even have a small enough screwdriver to fit the potentiometers however . . .

When Mr. X got his camcorder back he found the results to be just as before and roundly condemned Sony, the workshop and all their works. It was hastily arranged to deliver to him another new machine by way of exchange. On the assigned morning the cause of all the problems became clear, as we'll describe in the next issue!

### **ANSWER TO TEST CASE 290**

**– page 271 last month –**

The hassle involved in repairing the Ferguson TX9 described last month was due more to the technician than to the set. You'll recall that the problem was random failure of the 1.6A anti-surge mains fuse, and that no fewer than ten components had been replaced on a trial-and-error basis.

The repairman made the fundamental mistake of not checking the h.t. voltage. Had he done so (or even carefully examined a test card on the screen) he would have seen that the h.t. voltage was dangerously high – in fact the potential across smoothing capacitor C148 was hovering at around the 136V level, and wandering somewhat, instead of being a stable 115V. From time to time it would reach the breakdown voltage of the over-voltage sensing zener diode D85: this of course fired the crowbar thyristor CSR2, rupturing the fuse.

Once this fact was realised it didn't take long to find the faulty component. It was R184 in the "set 115V" potential divider network. The correct value of this item is 220k $\Omega$ , but it measured nearer 260k $\Omega$  on test and its resistance value varied with temperature. Watch out for this fault, which is by no means uncommon in TX9 receivers using panels PC1001 and PC1040.

Published on approximately the 22nd of each month by IPC Magazines Limited, King's Reach Tower, Stamford Street, London SE1 9LS. Filmsetting by Trutape Setting Systems, 220-228 Northdown Road, Margate, Kent. Printed in England by the The Riverside Press Ltd., Thanet Way Whitstable, Kent. Sole Agents for Australia and New Zealand – Gordon and Gotch (A/Sia) Ltd.; South Africa – Central News Agency Ltd. Subscriptions: Inland £14, overseas (surface mail) £17 per annum, payable to Quadrant Subscription Services Ltd., Oakfield House, Perrymount Road, Haywards Heath, Sussex RH16 3DH. "Television" is sold subject to the following conditions, namely that it shall not, without the written consent of the Publishers first having been given, be lent, resold, hired out or otherwise disposed by way of Trade at more than the recommended selling price shown on the cover, excluding Eire where the selling price is subject to currency exchange fluctuations and VAT, and that it shall not be lent, resold, hired out or otherwise disposed of in a mutilated condition or in any unauthorised cover by way of Trade or affixed to or as part of any publication or advertising, literary or pictorial matter whatsoever. ISSN 0032-647X.



# CENTRAL

T.V. & VIDEO WHOLESALERS LTD.  
BIGGEST SELECTION – KEENEST PRICES

FERGUSON  
MECHANICAL  
WORKING FROM

**£65**

V  
H  
S

ELECTRONIC  
WORKING  
FROM

**£110**

PLEASE BRING YOUR OWN TEST TAPE

MANY MORE LATE VIDEOS IN STOCK

FERGUSON – 3V35/3V45/3V30/3V29/3V23/3V24/3V22/3V16 ETC

PLUS PANASONIC – HITACHI – J.V.C. – AKAI

SHARPS – PHILIPS – GRUNDIG – TRIUMPH – MITSUBISHI

LARGE SELECTION OF BETAMAX VIDEOS

## SPECIAL PRICE

WE HAVE PROBABLY THE BIGGEST STOCK OF THORN TV's IN THE  
SOUTH OF ENGLAND

WORKING 26" TELETEXT from **£69** inc HANDSET

PLUS WORKING FULL REMOTE from **£40**

WORKING 22" REMOTE TV's from **£25**

★ COLOUR PORTABLE WORKING from **£65** ★

PHILIPS K30, KT3, G11 – TELETEXT/REMOTE

G11 FROM £20 – G8 FROM £8

PLUS ITT – GEC – BUSH – JAPS – DECCA ETC

ALL WITH EXCELLENT CABINETS

GRADE B TELEVISION  
VIDEO – AUDIO & HI FI

HITACHI – FERGUSON  
VIDEO HEADS IN STOCK

**FURTHER DETAILS  
RING NOW!**

ALL PRICES BASED  
ON QUANTITY &  
SUBJECT TO 15% VAT

**EXPORT  
ENQUIRIES  
WELCOME**

**01-807 4090**

**01-884 1314**

CENTRAL, Cedar House, Nobel Road, Eley Estate, Edmonton N18

N.B. PLEASE TAKE NOTICE THAT WE ARE NOT CONNECTED WITH M/S HUSSAIN, CENTRAL



# FAST VIDEO SPARES FAST

## VIDEO HEADS

<b>Panasonic</b>	
NV2000, 2010, 7000, 7200, 8600, 8610, 333, 370 genuine	£39.50
NV366, 688, 777, 788 genuine	£56.95
Panasonic 4HSS Equivalent heads (Not NV366)	£31.95
<b>Ferguson</b>	
3292, 3V00, 3V16, 3V22, 3V23, 3V24, 3V29, 3V30, 3V35, 3V36, 3V38 genuine	£39.50
Ferguson 3HSS Equivalent heads	£31.95
<b>Sharp</b>	
VC9300, 9500, 9700, 381, 386, 387, 388, 482, 581 genuine	£49.90
Sharp VC7300, 7700, 8300 genuine	£58.20
Sharp VC9300 etc Equivalent	£39.90
<b>Sony</b>	
C5, C6, C7 genuine	£49.50
Sony SL8000, 8080 genuine	£54.50
Sony C9, C20, C30 genuine	£54.50
Sony C9, C20, C30 Equivalent	£36.50
Sony C5, C6, C7 Equivalent	£31.95
<b>Sanyo</b>	
VT9300, 5000, 5150, 5300, 5400 genuine	£49.90
<b>Toshiba</b>	
V9600, V31, V33 Equivalent	£42.50
Toshiba V9600, V31, V33 genuine	£56.95
Toshiba V8600 genuine	£67.50
<b>Hitachi</b>	
VT5000, 8000, 8300, 9300, 9500, 9700, VT11E, VT14E genuine	£39.95
Amstrad 7000 Equivalent	£39.90
<b>PINCH ROLLERS</b>	
<b>Panasonic</b>	
NV2000, 7000, 7200	£5.95
NV333, 366, 688, 370	£6.95
NV430, 730	£6.95
<b>Sharp</b>	
VC6300	£5.95
VC7300, 7700, 8300	£7.90
VC9300, 381, 386 etc	£4.90
<b>Hitachi</b>	
VT5000, 8000, 9000	£6.95
VT11E, 14E, 17E, 19E	£6.95
<b>Sony</b>	
C5, C6, C7	£5.95
SL-C20, C30, C40	£5.95
SL8000, 8080	£12.75
<b>Ferguson/JVC</b>	
3V00, 3V16, 3V22	£5.95
3V23, 3V24, 3V29/30	£7.95
3V35, 36, 38, 39	£8.90
<b>Sanyo</b>	
VT9300, 5000, 5300	£7.95
VT5400, 5150, 6500	£7.95

ALL STOCK ITEMS ARE DESPATCHED BY RETURN OF POST

WE CARRY HUNDREDS OF VIDEO SPARES INC. PLAY IDLERS, CLUTCHES, MOTORS, SERVICE MANUALS, TENSION BANDS, BELTS AUDIO/CONTROL HEADS, ALIGNMENT TOOLS AND TAPES ETC. **\*\*SPECIAL ORDER FACILITIES\*\*** **\*\*FOR NON-STOCK ITEMS\*\***

ALL SPARES LISTED ARE GENUINE PARTS. WE ALSO STOCK THE FULL RANGE OF CHEAPER REPLACEMENT PARTS E.G. BELT KITS, PINCH ROLLERS, HEADS, ETC. P.O.A.

CREDIT CARD ORDERS BY TELEPHONE RECEIVED BY 4 PM. ARE DESPATCHED SAME DAY

## SENSOR LAMPS

All Panasonic	£1.80
All Ferg/JVC	£1.80
Sharp VC9300 etc	£2.15
Sharp VC7300 etc	£2.60
All Hitachi	£1.80

## SENSOR L.E.D.'s

All Panasonic	£2.90
All Ferg/JVC	£2.90
All Hitachi	£5.75

HUNDREDS OF SPARES FOR PANASONIC, HITACHI, SANYO, SONY, FERGUSON, ETC. AVAILABLE

## IDLERS

<b>Panasonic</b>	
NV2000, 7000, 7200	£3.45
NV333, 366, 688, 788	£3.45
NV777, 370, 430	£4.50
NV730	£6.50
<b>Sharp</b>	
VC9300, 9500, 9700	£3.90
381, 386, 387, 388	£3.90
482, 483, 486, 581 etc	£3.90
<b>Amstrad</b>	
7000	£3.98
<b>Sony</b>	
C5/C7 Idler kit	£6.95
C6 Idler kit	£6.95
C5/6/7 Idler only	£1.65
<b>Sanyo</b>	
Reel drive pulley	£8.88
VT9300, 5150, 6500	£8.88
<b>Hitachi</b>	
VT8000, 8300, 8500	£4.72
VT9300, 9500, 9700	£4.75
VT11E, 14E, 17E, 19E	£6.50
<b>Ferguson</b>	
Clutch assy large	£6.95
3292, 3V00, 3V16, 3V22	£6.95
Clutch assy small	£6.95
Idler assy 3V29, 30	£3.45
3V05, 3V36, 3V39, 3V39	£4.50
<b>Fisher</b>	
FVHP615	£6.90

MOST OTHERS AVAILABLE

## BELT KITS (GENUINE)

<b>Panasonic</b>	
NV2000, 2010	£6.50
NV7000, 7200	£6.50
NV333, 366	£6.50
NV688, 788	£4.70
NV9600, 8610	£6.50
<b>Sharp</b>	
VC6300	£6.50
VC7300, 7700	£6.50
VC8300	£6.50
VC9300, 381 etc	£6.50
<b>Sanyo</b>	
VT9300	£6.50
VT9500	£1.99
VT9500, 5400	£6.50
<b>Sony</b>	
SLC5, C7	£6.50
SLC6	£6.50
SL8000, 8080	£6.50
<b>Hitachi</b>	
VT5000	£6.50
VT8000, 8500	£2.90
VT9300, 9300	£3.30
VT11E, 14E, 17E	£6.50
<b>Ferguson/JVC</b>	
3V00, 3V16, 3V22	£6.50
3V23	£4.50
3V29, 3V30	£6.50
3V35, 36, 38, 39	£3.90
<b>Toshiba</b>	
V9600	£6.50
V8600	£6.50

<b>MOTORS</b>	
<b>Real Motors</b>	
Sharp 9300 etc	£15.30
Amstrad 7000	£4.75
Sanyo 5000 etc	£14.20
Panasonic NV333	£14.20
<b>Drum Motors</b>	
Ferg/JVC, 3V22 etc	£36.60
Sharp 9300 etc	£24.60
Hitachi VT5000	£24.75
<b>Capstan Motors</b>	
Sharp 9300, 9500	£24.60
VC8300	£39.90
VC7300, 7700, 7750	£24.60
Ferg/JVC, 3V22 etc	£36.60
3V29, 3V30	£29.60
3V35, 36, 38, 39	£36.90
Hitachi VT5000	£24.75
VT8000, 8300, 8500	£37.70
VT9300, 9500	£37.70
VT11E, 14E, 17E	£27.30
Sony C5, C7	£34.50

## TELEVIDEO SERVICES

145 STATION RD, BEESTON, NOTTINGHAM NG9 2AZ, TEL: 0602-226070



Send 2 x 17p stamps for full catalogue.

Please add 50p post & packing and then add 15% VAT to total

OVERSEAS ORDERS WELCOME ON CREDIT CARDS, POSTAGE AT COST

## PRO-VISION

TOP QUALITY SETS IN SHOWROOM CONDITION FROM EX-HOTEL CONTRACTS & SMALL RENTAL COMPANIES

HITACHI GRUNDIG PANASONIC PYE DECCA GEC FERGUSON ITT ETC.

WE SET THE STANDARDS... YOU KEEP THE PROFITS  
021-471-5116

THE PROFESSIONALS

## CUSTOMER CAN'T PAY?

DONT LOSE HIM FIT A TV METER

COINAGE AVAILABLE: 10p - 50p - £1  
COMPLETELY VARIABLE TIMINGS

**Alberice** METERS LIMITED

MANUFACTURERS OF TV COIN OPERATED METERS

Contact: (0202) 674272  
87-89 Sterte Avenue, Poole, Dorset BH15 2AW  
Telex: 418253 PORTLX G.

## CRICKLEWOOD ELECTRONICS LTD



It's no secret...

...that there is a real difference at Cricklewood Electronics  
That's why you should never be without the FREE CRICKLEWOOD ELECTRONICS COMPONENTS CATALOGUE, for sheer variety, competitive prices and service from the U.K.'s number one 100% component shop. No gimmicks, no gadgets or computers, just components, millions of them, all easily available by mail order, calling or credit card telephone orders. Just pick up the phone (or a pen) to get your FREE copy now (No SAE required). You have nothing to lose.

CRICKLEWOOD ELECTRONICS LIMITED

40 Cricklewood Broadway, London NW2 3ET

Tel: 01-450 0995/01-452 0161

Telex: 91 4977



TV

# LRC (SPARES) LTD

ORDERS BEFORE 4.00 P.M. - SAME DAY DESPATCH!

LIST PRICES EXCLUSIVE OF VAT  
ORDERS UNDER £50 ADD £1.00 P&P

SONY SPARES **FAST!** -ex-stock!

# 01-388 1714




9 FITZROY MEWS · LONDON W1P 5DQ

SEMICONDUCTORS		TRANSISTORS CONTINUED		VIDEO SPARES		SWITCHES & RELAYS	
<b>DIODES</b>		<b>TRANSISTORS CONTINUED</b>		<b>SONY PART NUMBER</b>		<b>SWITCHES &amp; RELAYS</b>	
10E2 Gen. 0.42	2SC 945=2SC 634 SP=2SC 1364 0.42	SLC5/7 37.50	2SC 1034 Gen. 6.40	BOOSTER ANTENNA 1-463-256-00 1.51	RELAY SLC7 1-515-416-00 4.98		
GH 3F 1.80	2SC 1061 Gen. 2.98	MODULATOR 1-464-116-00 1.51	2SC 1114 Gen. 6.40	TAPE UP SENSOR (C7) 1-543-145-00 1.80	RELAY TC-K55 1-515-547-11 4.98		
IS 1555 1.24	2SC 1124 Gen. 1.24	CONTROL KNOB (C7) 3-659-547-00 1.24	2SC 1316 Gen. Trs. Assy. 7.85	LID TIMER (C7) 3-703-075-00 1.24	CHANNEL KV1340/1820 1-515-847-00 16.80		
V1N1 KV 1810UB 1.24	2SC 1362-7 Gen. =2SC 634 SP-47 0.42	CAP 2 SHAFT (C7) 3-703-075-00 0.42	2SC 1413A KV Gen. 7.80	CAPSTAN MOTOR 8-338-008-10 42.01	TIMER SW SLC5/7 1-552-438-00 1.80		
CV 12E GEN.=CSM-2A 4A 101 2.98	2SC 1454-6 Gen. 4.98	2SC 1454-6 KV 1810UB=2SA 1174 1.24	2SC 1962 Gen. 1.80	SLIDER SW R/P SL8000 X-365-331-00 2.98	SLIDE SW R/P SL8000 X-365-932-40 1.24		
U05G KV 1810UB 1.24	2SC 2009 Gen. 0.42	2SC 2009 Gen. 0.42	2SC 2278 Gen. 1.24	LIMITER ASSEMBLY X-365-932-82 1.80	SLIDE SW R/P SL8000 X-365-932-82 1.80		
BR 303 KV 2704=SHDR 3042 1.80	2SC 2369 SLC5/7UB 1.24	2SC 2551 KV Gen. 1.24	2SC 2785 AG-7UB 0.42	PINCH ROLLER X-365-933-70 1.24	SWITCH POWER KV GEN. 1-515-836-00 4.98		
<b>THYRISTORS</b>		<b>PLEASE ASK FOR ANY PARTS NOT LISTED. NON-STOCK ITEMS AVAILABLE ON REQUEST.</b>		<b>VIDEO SPARES</b>		<b>REMOTE CONTROLS</b>	
SG-264A KV Gen. 4.98	2SC 2958 Gen. 1.24	2SC 3153 KV 2060UB 4.98	2SC 257 ST 5150 10.86	SOLENOID 1-454-293-11 10.86	RM 604B KV 1612 43.76		
SG-629 KV 1810UB 7.85	2SC 3153 KV 2060UB 4.98	2SC 257 ST 5150 10.86	2SC 725 KV 2204/2704 10.86	MODULATOR 1-464-188-00 70.91	RM 606 KV 2704 52.38		
SG-6533 KV Gen.=SG613 10.86	2SC 257 ST 5150 10.86	2SC 725 KV 2204/2704 10.86	2SD 773 Gen. 0.42	THREADING GEAR 3-671-126-00 1.24	RM 603B KV 2206 61.51		
<b>IC's</b>		<b>VIDEO HEADS &amp; ACE ASSY.</b>		DC MOTOR 8-635-070-11 17.20	RM 609 KV 1612 (MK2) 43.76		
BX-342 SLC7UB 4.98	SL8000/8080 DSR-43R 56.75	2SD 774 SL/HMK 1.24	SLC9 SLC5/6/7 48.60	IDLER KIT A-673-710-1A 17.20	RM 615 KV 2212 52.38		
CX-104A KV 1810UB 6.40	SLC9 SLC20/30-40 DSR-21R 52.38	2SD 870 KV 2704 7.85	SLC9 SLC20/30-40 DSR-35A 48.60	REEL MOTOR (MK1) A-673-710-6A 27.85	RM 602 KV 2200 37.50		
CX-108 10.86	SL-F1 DSR-35A 48.60	2SD 1184 SLC6UB 1.24	SLC6 SLC6/7 48.60	REEL MOTOR (MK2) A-674-007-1A 4.10	RM 632 KV 2252 52.38		
CX-109 4.98	SLC6 ACE 35.94	2SD 1497-02 KV 2252/2752 4.98	SLC7 SLC7 28.26	MOTOR FRONT LOAD A-675-113-1A 8.15	RMT 200 SLC7 52.38		
CX-136A VTR Gen. 10.86	PILOT LAMPS	2SD 1497-06 KV 2252/2752 4.98	STR6060F 1-518-070-00 1.24	PULLY ASSY. LOAD X-367-101-50 1.24	RMT 200 SLC7 52.38		
CX-143A SLC5/7UB 8.98	360mA 11V Gen. 1-518-115-XX 1.24	2SD 1497-06 KV 2252/2752 4.98	360mA 11V Gen. 1-518-116-00 1.24	SL-F1/CS 1-454-217-00 22.53	RM 75T SLC5/7 29.30		
CX-177 6.40	40mA 4.5V Gen. 1-518-169-XX 1.24	2SD 1497-06 KV 2252/2752 4.98	40mA 23V Gen. 1-518-263-00 1.55	DC/DC CONVERTOR A-675-121-2B 10.86	RM 72 SLC6 22.53		
CX-186 6.40	130mA 23V Gen. 1-518-263-00 1.24	2SD 1497-06 KV 2252/2752 4.98	13V HMK11 1-518-323-00 1.24	CARRIAGE MOD KIT (C9) A-675-123-6A 70.91	RMT 213 SLC6 22.53		
CX761A SLC5UB 2.98	40mA 8V TAF-45 1-518-409-21 1.24	2SD 1497-06 KV 2252/2752 4.98	2SC 2785 AG-7UB 0.42	CASS. LOAD MECH. (C9) A-675-910-7C 6.55	SLC9 SLC9 22.53		
MS1231P KV 2200UB 10.86	<b>MANUALS (0 VAT RATED)</b>	2SD 1497-06 KV 2252/2752 4.98	2SC 2958 Gen. 1.24	UPPER CYLINDER A-676-013-8A 27.85	OPK2038 70.91		
SI1225 16.80	ALL SONY VIDEO SERVICE MANUALS 10.86	2SD 1497-06 KV 2252/2752 4.98	2SC 3153 KV 2060UB 4.98	5 RING ASSEMBLY (C9) X-366-943-10 18.85	CAP 330F 160V KV 1-123-024-11 1.24		
STK 2129 16.80	ALL SONY TV SERVICE MANUALS 6.30	2SD 1497-06 KV 2252/2752 4.98	2SC 3153 KV 2060UB 4.98	PINCH ROLLER (SLC20) X-366-930-76 7.85	CAP 220F 400V KV 1-123-032-11 1.24		
STK 4026 10.86		2SD 1497-06 KV 2252/2752 4.98	2SC 3153 KV 2060UB 4.98	<b>BELTS</b>	CAP 0.018mF 1.5v KV 1-129-952-11 1.80		
STK 5314 4.10		2SD 1497-06 KV 2252/2752 4.98	2SC 3153 KV 2060UB 4.98	<b>INDIVIDUAL BELTS AVAILABLE IF REQUIRED</b>	TRAP 6MHZ 1-409-333-00 1.24		
TBA 120J 10.86		2SD 1497-06 KV 2252/2752 4.98	2SC 3153 KV 2060UB 4.98	SL8000 KIT 5 PIECES 8.82	TELE. AERIAL KV1400 1-501-178-00 7.85		
TCP 4621 AF6 10.86		2SD 1497-06 KV 2252/2752 4.98	2SC 3153 KV 2060UB 4.98	SLC5/7 KIT 6 PIECES 5.40	TERMINAL ANTENNA STYLUS NO 143G 1-549-114-00 11.31		
TDA 2578A KV 2752UB 2.98		2SD 1497-06 KV 2252/2752 4.98	2SC 3153 KV 2060UB 4.98	SLC6 KIT 6 PIECES 8.26	REC/PLAY HEAD 8-825-710-00 22.53		
TDA 3652 KV 2752UB 4.98		2SD 1497-06 KV 2252/2752 4.98	2SC 3153 KV 2060UB 4.98	TC Gen. 3-434-110-00 1.24	R/P HEAD PP126-3602C 8-829-236-XX 17.20		
TDA 4600-2 KV 2052/6UB 6.40		2SD 1497-06 KV 2252/2752 4.98	2SC 3153 KV 2060UB 4.98	TAKE UP BELT TC Gen. 3-472-332-00 1.24	R/P HEAD 181-3602U 8-829-373-40 5.10		
UPC 1365C KV Gen. 10.86		2SD 1497-06 KV 2252/2752 4.98	2SC 3153 KV 2060UB 4.98	BELT DRIVE TC Gen. 3-498-114-00 1.24	MOTOR ONF-1001B 8-835-006-00 22.53		
UPC 1394C KV 2080/62UB 10.86		2SD 1497-06 KV 2252/2752 4.98	2SC 3153 KV 2060UB 4.98	BELT MIDWAY TC 161SD 3-531-646-00 1.24	MOTOR ONE-4100A 8-835-049-01 17.20		
UPD 546C107 SLC7UB 21.64		2SD 1497-06 KV 2252/2752 4.98	2SC 3153 KV 2060UB 4.98	BELT CAPSTAN TC 92 3-535-447-01 1.24	VID. TEST TAPE KR52H 8-969-995-52 36.55		
UPD 547C049 SLC7UB 10.86		2SD 1497-06 KV 2252/2752 4.98	2SC 3153 KV 2060UB 4.98	CAPSTAN TC 135/135SD 3-542-458-00 1.24	A-450-506-9A 10.86		
<b>TRANSISTORS</b>			2SC 3153 KV 2060UB 4.98	BELT FLAT TC 186SD 3-543-978-00 1.24	STYLUS NO 150G A-458-706-2A 1.24		
P.S.U. TRANS. KIT 2SC 2335 SLC7 10.86		2SC 3153 KV 2060UB 4.98	2SC 3153 KV 2060UB 4.98	BELT CAPSTAN TC Gen. 3-558-706-00 1.24	PINCH ROLLER TC Gen. X-348-930-60 1.24		
TRANS. ASSY TAF 40 7.85		2SC 3153 KV 2060UB 4.98	2SC 3153 KV 2060UB 4.98	BELT CAPS. HST-300 3-564-319-00 1.24	P. ROLLER TC 204SD X-354-241-30 1.80		
2SA 771 TAF 5A=2SA 1206 2.98		2SC 3153 KV 2060UB 4.98	2SC 3153 KV 2060UB 4.98	T/UP BELT HMK-3000 3-573-122-00 1.24	MOTOR KIT MT-Gen. X-354-931-41 17.20		
2SA 835 Gen. 1.80		2SC 3153 KV 2060UB 4.98	2SC 3153 KV 2060UB 4.98	BELT HMK3000 3-573-153-01 1.24	PINCH ROLLER X-355-862-00 1.24		
2SA 1027R ICF-C820L=2SA 1115P 1.24		2SC 3153 KV 2060UB 4.98	2SC 3153 KV 2060UB 4.98	HMK 70 & UNIV. TABLE 4-827-489-XX 3.10	PINCH ROLLER TCK 55 X-356-400-60 1.24		
2SA 1175 SLC7UB 0.42		2SC 3153 KV 2060UB 4.98	2SC 3153 KV 2060UB 4.98		CAS. HOLD. ASSY. TCK44 X-357-350-91 1.80		
2SA 1175 SLC7UB 0.42		2SC 3153 KV 2060UB 4.98	2SC 3153 KV 2060UB 4.98		BEARING ASSY. HMP70 X-482-740-81 4.10		
2SB 732 KV 2204UB 1.24		2SC 3153 KV 2060UB 4.98	2SC 3153 KV 2060UB 4.98				
2SB 740C TCK 88B 1.80		2SC 3153 KV 2060UB 4.98	2SC 3153 KV 2060UB 4.98				
2SB 856 Gen. 0.42		2SC 3153 KV 2060UB 4.98	2SC 3153 KV 2060UB 4.98				
2SC 403C Gen. 2.98		2SC 3153 KV 2060UB 4.98	2SC 3153 KV 2060UB 4.98				
2SC 867A Gen. 2.98		2SC 3153 KV 2060UB 4.98	2SC 3153 KV 2060UB 4.98				

# TAYLOR

T.S. 2008 8 WAY U.H.F. T.V. DISTRIBUTION AMPLIFIER



**PRICE**

1- 3	£19.95 each
4-19	£15.62 each
20-99	£13.86 each
100 +	£13.48 each

Prices exc. V.A.T. & Carriage.

**SPECIFICATION**

Frequency	- 470-860 MHz
Gain per Outlet	- 2dB minimum
Power Requirement	- 240V A.C. 4.8 Watts

**RUGGED SCREENED CASE**

**TAYLOR BROS (OLDHAM) LTD**  
BISLEY STREET WORKS, LEE STREET,  
OLDHAM, ENGLAND.  
TELEPHONE: 061 652 3221 TELEX: 669911

**SUPER SALE** | **SUPER SALE** | **SUPER SALE**

# COME ON DOWN THE PRICE IS RIGHT TV & VIDEO

WHATEVER YOU REQUIRE IN TV & VIDEO  
WE HAVE IT AT OUR NEW TRADE WAREHOUSE  
**!! TRY BEFORE YOU BUY !!**

<b>PHILIPS</b>	<b>ITT</b>	<b>FERGUSON</b>	<b>SHARP</b>
<b>DECCA</b>	<b>HITACHI</b>	<b>NAT PAN</b>	<b>JVC</b>
<b>BUSH</b>	<b>PYE</b>	<b>TANDBERG</b>	<b>SONY</b>
<b>GEC</b>	<b>THORN</b>	<b>REDIFFUSION</b>	<b>SANYO</b>

# STOKE IS IT

<b>10%</b> DISCOUNT ON PRODUCTION OF THIS ADVERT	PHONE YOUR ORDERS IN FOR PROMPT SERVICE	<b>10%</b> DISCOUNT ON PRODUCTION OF THIS ADVERT
--	--	--

**B GRADE T.V. VIDEO AUDIO AT CHEAP PRICES  
NEW COLOUR PORTABLES £99.95**

## **CHEERS CHEERS CHEERS**

JOIN US FOR A CELEBRATION DRINK

WE ARE MIDWAY BETWEEN BIRMINGHAM & MANCHESTER  
IDEALLY SUITED FOR DERBY & NOTTINGHAM AND EASY ACCESS  
FROM THE WHOLE OF WALES. 3 MILES FROM M6 MOTORWAY

A1 ELECTRONICS LTD · 445 KING ST  
LONGTON · STOKE-ON-TRENT · STAFFS  
OPEN 9AM to 7.30 PM

TEL:  
**0782  
342303**

**SUPER SALE** | **SUPER SALE** | **SUPER SALE**



# HITACHI VHS COLOUR CAMERAS

Mains Only Tested/  
Working – £125

# VHS VIDEOS FERGUSON

3V00, 3V22, 3V23, 3V16, 3V29,  
3V30, 3V31, 3V32, 3V35

**HITACHI**  
5000, 8000

# NATIONAL PANASONIC

NV8600, 8610, 2000, 7000,  
370, 333, 2010

**SHARP**

620, 630, 640, 2300 H T/P  
Untested from £70

# BETAMAX VIDEOS

SANYO VTC 9300, 5000, 5300

SONY C5, C6, C7, C9

Untested from £30

HITACHI VHS TUNER/TIMER £10,  
HITACHI VHS BATTERY CHARGER  
£10, ROBERTS VHF RADIOS £5  
VHS/Beta tapes used –  
from 40p each

**PLUS**

17" 18" 20" 22" 26" Hybrid/  
Solid State from £8. Also available  
CTVs Remote Control & Teletext  
All prices subject to 15% VAT

Discount for Quantities

Complete loads delivered from pick up point

**JOHN CARTER**  
**(Electrical) LTD**  
**FURNACE ROAD,**  
**GALLOWES INN,**  
**ILKESTON**

**Phone: 0602 303124**

# SPECIAL OFFER THIS MONTH

## PHILIPS YEARS AHEAD THE CREDIT CARD CALCULATOR SOLAR POWERED £4.75

NEW PHILIPS SBC 1K33 Solar & Battery Powered Calculator	£8.00
GEC 1060 Series Automatic Telephone Answering Machine, Ex Demo	£20
G8 100K Pots on Panel & Lead for 6 Push Button Unit	£2.00
K30 Mains Switch remote	£1.00
K35 Mains Switch remote	75p
K35 Aerial Socket and Plug in Lead to Tuner	£1.50
KT3-K30 Slider Pots 4.7kΩ 47kΩ	20p each
LARGE Fuses Pots, Fins Pyc, GEC, IIT, Decca	75p
G8 Power Supply Panel	£4.00
EX DECCA 84-100 Decoder	£5.00
EX DECCA 84-100 Frame	£5.00
THORN 8000-8500-8800 Decoder	£6.00
GLASS BEADS Diodes 200Ω/1.2A	25 for £1.00
G11 IF Panel	£8.00
G11 Decoder Panel	£8.00
POWER SUPPLY 731	£6.00
G11 611 Condenser 470/250V IIT	£2.00
G9 Power Panel	£3.50
G8 Line Panel	£12.00
G8 6 Push Button	£9.00
KT4-KT3-K30 Handset Replacement	£12.00
HT520 METEK 20,000 Fuse Diode Protector Logic Test Facility	£15.90
9000 SERIES Decoder 01 929 014 080 Thorn	£5.00
THORN TX remot panel, S.L.C. M1923-SL490-MC14528B-MC14493P-SL470 & Main Trans	£5.00
20AX GEC LOPT Panel with Split Diode	£4.00
LOPT Split Diode 2432871	£7.00
RANK T20 Focuss Pot	75p
RANK 718 Focuss Pot	£1.00
20' LOPT Split Diode 2432301	£8.00
16' LOPT Split Diode 2433481	£6.00
Ex Panel Split Diodes 2432871/2432981	£5
Split Diode 2433752	£6
HITACHI Mains Switch	50p
HITACHI AE Socket	30p
-1 CONDENSER Axial Leads 450 A/C 1200 D/C	15p
MAINS TRANSFORMER 240v in/200v/8v	£1.00
GREEN FLAT, NEC, LED's	3p each 100 for £2
15V015V 1 Amp	£1
12+12V 2.8VA Print 1"x1"	75p
8+8V 1 Amp Print	75p
HITACHI 6 x 4 - 8Ω Speaker	50p
ET396 UHF V/CAP Tuner, small	£2.50
FIDELITY Panels with I.C.	£1.00
FIDELITY LOPT Split Diode AT2076/80	£3.00
FIDELITY Split Diode FCC 2015BE	£5.00
AT 2076/80	£5.00
HI-FI MICROPHONE N8501 Philip	£8.00
G8 TUNER V/CAP on Panel	£3.50
G8 SPEAKER	75p
9,000 SPEAKER	£1.00
5 AMP METERS, AC, DC	£2.00
THORN 9000 Sound OP Panel	£30p
ONE I.C K35 Decoder	£7.00
THICK FILM, Hitachi RB-32 4A	£2.00
K30 IF/K35 IF	£3.00
THICK FILM, Hitachi Frame	£5.00
THORN LOPT 8500-8800	£4.00
TX9 THORN Tuner Panel with ICS Pots	£3.00
N.E.C. Light Emitting Diodes	30p
BY223 Replacement	30p
THORN CHASSIS 1600-1700 Series Mono	£10.00
THORN 1600 Rec- & Anode Cap	50p
KT3-K30 Slider Pots 4.7k	£1.00 for 10
ET-614 UHF V/CAP Tuner	£2.00
K35 20 Turn Pots	6p each
HITACHI & GEC 20k Pots	20 for £1.00
KT3 K30 Speaker	30p
K35 Sound O/P Panel Plug in	£3.00
K35 12 way Push Button Unit	£1.50
K35 L.O.P.T. Split Diode	£6.00
RANK T20 Front Panel	£6.00
G8 6 Button Unit, New Type	£9.00
6 off LED DISPLAYS, Mixed	£1.00
HAND SET TESTER, Infra Red	£8.00
PHILIPS SBC 471 2 Way Stereo Headphone with Volume Controls	£17.00
AERIAL SPLITTER with filter	£1.00
DYNAMIC STEREO HEADPHONE EM 6146	£10.00
PHILIPS UNI DIRECTIONAL Dynamic Microphone	£10.00
20 TURN POTS with Band Switch	10p
PUSH BUTTON Mains Switch with Screw Holes Fixing	4 for £1
PYE 713 Line Trans	£4.50
PYE 731 Line Trans	£3.50
800v DIODES at 3 amps, Glass Beads	6p each, 20 for £1.00
G11 6 Touch Unit with Cable Forms (Drawer Unit) Replacement	£12.00
KT3 Line Output Transformer	£5.00
9000 THORN Front Panel with POTS & Push Buttons	£4.00
THORN 8500 Time Base	£3.00

# SENDZ COMPONENTS

63 BISHOPSTEIGNTON,  
SHOEBURYNESS, ESSEX SS3 8AF.  
SAME DAY SERVICE

All items subject to availability. No Accounts: No Credit Cards. Postal Order/  
Cheque with order. Add 15% VAT, then £1 Postage. Add Postage for Overseas.  
Callers: To shop at  
212 LONDON ROAD, SOUTHEAD. Tel. 0702-332992  
Open 9-1/2.30-6. GVMT + school orders accepted on offhand headings. Add 10% handling charge.

# ALSTON-BARRY SATELLITE SERVICES

36 MILTON ROAD, CAMBRIDGE. TEL: (0223) 69215

Main importers and distributors for R.L. Drake, Ohio, USA.  
American satellite technology at its best, now in stock.

SYSTEM	RECEIVER	POSITIONER	L.N.B.	DISH/POLOROTOR
£795 rec. retail single satellite	Manual ESR324E	—	Drake	1.2 metre offset
£995 rec. retail multi- satellite	Manual ESR324E	APS 24	Drake	1.2 metre offset
£1195 rec. retail multi satellite	I/R remote 24 channel ESR424E	APS 24 (works remotely)	Drake	1.2 metre offset
£1275 rec. retail multi satellite	I/R remote 24 channel ESR424E	APS 424 (30 satellite programmable).	Drake	1.2 metre offset

All above prices include VAT but not installation. Multi-ribbon feed cable available by the metre.

Other dish sizes on request. Trade prices available to bona fide dealers and installers.

All items sold separately. Don't delay, call today for immediate delivery.

We also stock a large range of late model Pye/Philips televisions at trade prices.

Save £££s, call us first!

## SOUTHSIDE TV

### NOW OPEN IN THE PORTSMOUTH SOUTHAMPTON AREA

**FOR SALE  
OF TOP QUALITY  
EX-RENTAL TELEVISIONS  
AND VCR'S**



**LOCKSHEATH  
(04895)  
77251**

**FOR FURTHER INFORMATION**

## SWITCH ON TO PROFIT!

3,000 TV's and Video's in stock—

Teletext from £50

Thorn 9-6 from £25 working

Working Mechanical Videos  
from £70.

Non-working Mechanical  
Videos from £30.

Electronic Videos from £70.

**GRADED WHITE GOODS**

**GAS and ELECTRIC**

Built In and Free Standing  
**COOKERS, MICROWAVES  
REFRIGERATION, LAUNDRY  
and FIRES**

**LEADING  
BRANDS**

All with manufacturers  
**GUARANTEE**

**SUPERB  
RANGE OF  
WORKING  
VIDEOS**

## ELECTRIC

Incorporating MONITEC NEW 16,000 sq.ft  
WAREHOUSE

UNIT 22, GREEN ST INDUSTRIAL ESTATE  
GREEN ST, KIDDERMINSTER DY10 1HN  
Telephone (0562) 755526 or 741666

Main distributors for Skyscan Satellite Products

## City

AA117	9p	BC337	6p	BF184	20p	BFY57	25p	TIP32A	24p	2N1131	28p	BY296	20p	7818	35p	PC1805	55p	LA-4461	180p	TBA560	100p	74LS22	17p
AA119	9p	BC338	6p	BF185	20p	BFY64	25p	TIP32C	28p	2N1132	28p	BY298	20p	7824	35p	PFL200	85p	LA-5112	120p	TBA750	100p	74LS24	38p
AA123	9p	BC339	6p	BF186	20p	BFY93	45p	TIP33	50p	2N1133	28p	BY299	20p	7825	35p	PL36	80p	LM301	25p	TBA800	35p	74LS26	17p
AC107	28p	BCY32	150p	BF195	6p	BLY48	85p	TIP34	50p	2N1171	24p	BY476	90p	7912	40p	PL2	45p	LM324	35p	TBA820	75p	74LS27	17p
AC126	17p	BCY33	150p	BF196	6p	BLY49	85p	TIP41A	20p	2N1210	50p	BYX10	15p	7915	40p	PL3	32p	LM325	45p	TBA920	100p	74LS28	17p
AC127	17p	BCY34	150p	BF197	7p	BR100	14p	TIP41C	25p	2N1210	300p	BYX55/360	30p	7918	40p	PL4	50p	LM325	45p	TBA950	100p	74LS29	17p
AC128	23p	BCY42	20p	BF198	7p	BR101	14p	TIP42A	25p	2N1218	24p	BYX56/600	30p	7924	40p	PL5	140p	LM339	45p	TBA950	100p	74LS30	17p
AC141K	30p	BCY56	15p	BF199	6p	BR103	37p	TIP42C	28p	2N1219	24p	BYX71/660	80p	7806	25p	PL6	110p	LM340	50p	TBA950	100p	74LS32	17p
AC142K	30p	BCY70	15p	BF200	6p	BSX20	15p	TIP47	40p	2N1221	23p	BYX70/300	20p	7812	28p	PL7	170p	LM348	60p	TCA270	40p	74LS33	17p
AC153K	30p	BCY71	15p	BF200	6p	BSX26	15p	TIP48	40p	2N1222	23p	BYX70/500	32p	7815	28p	PL8	140p	LM380	100p	TCA800	200p	74LS37	17p
AC176K	18p	BD124P	15p	BF201	6p	BSX29	15p	TIP49	40p	2N1223	23p	BYX70/900	32p	7818	28p	PL9	140p	LM381	150p	TCA940	100p	74LS38	17p
AC187	20p	BD125	15p	BF202	6p	BT106	90p	TIP50	40p	2N1224	23p	BYX71/660	80p	7818	28p	PL10	110p	LM381	150p	TDA280	140p	74LS40	17p
AC188	17p	BD126	15p	BF203	6p	BT109	90p	TIP51	120p	2N1244	20p	0A47	40p	7905	35p	PL11	70p	LM387	100p	TDA1412	80p	74LS42	38p
AC188K	23p	BD127	15p	BF204	6p	BT118	80p	TIP52	120p	2N1246	20p	0A90	4p	7912	45p	PL12	70p	LM387	100p	TDA2002	80p	74LS47	70p
AC191	18p	BD128	15p	BF205	6p	BT118	80p	TIP53	120p	2N1246	20p	0A90	4p	7915	45p	PL13	70p	LM387	100p	TDA2002	80p	74LS47	70p
AC191K	23p	BD129	15p	BF206	6p	BT118	80p	TIP54	140p	2N1246	20p	0A90	4p	7915	45p	PL14	70p	LM387	100p	TDA2002	80p	74LS47	70p
AC198	17p	BD131	110p	BF207	6p	BT118	80p	TIP55	120p	2N1246	20p	0A90	4p	7915	45p	PL15	70p	LM387	100p	TDA2002	80p	74LS47	70p
AC198K	23p	BD132	110p	BF208	6p	BT118	80p	TIP56	120p	2N1246	20p	0A90	4p	7915	45p	PL16	70p	LM387	100p	TDA2002	80p	74LS47	70p
AC199	17p	BD133	110p	BF209	6p	BT118	80p	TIP57	120p	2N1246	20p	0A90	4p	7915	45p	PL17	70p	LM387	100p	TDA2002	80p	74LS47	70p
AD142	40p	BD134	110p	BF210	6p	BT118	80p	TIP58	120p	2N1246	20p	0A90	4p	7915	45p	PL18	70p	LM387	100p	TDA2002	80p	74LS47	70p
AD149	40p	BD135	110p	BF211	6p	BT118	80p	TIP59	120p	2N1246	20p	0A90	4p	7915	45p	PL19	70p	LM387	100p	TDA2002	80p	74LS47	70p
AD151	22p	BD136	110p	BF212	6p	BT118	80p	TIP60	120p	2N1246	20p	0A90	4p	7915	45p	PL20	70p	LM387	100p	TDA2002	80p	74LS47	70p
AD157	20p	BD137	110p	BF213	6p	BT118	80p	TIP61	120p	2N1246	20p	0A90	4p	7915	45p	PL21	70p	LM387	100p	TDA2002	80p	74LS47	70p
AF124	25p	BD138	110p	BF214	6p	BT118	80p	TIP62	120p	2N1246	20p	0A90	4p	7915	45p	PL22	70p	LM387	100p	TDA2002	80p	74LS47	70p
AF125	25p	BD139	110p	BF215	6p	BT118	80p	TIP63	120p	2N1246	20p	0A90	4p	7915	45p	PL23	70p	LM387	100p	TDA2002	80p	74LS47	70p
AF126	25p	BD140	110p	BF216	6p	BT118	80p	TIP64	120p	2N1246	20p	0A90	4p	7915	45p	PL24	70p	LM387	100p	TDA2002	80p	74LS47	70p
AF127	25p	BD141	110p	BF217	6p	BT118	80p	TIP65	120p	2N1246	20p	0A90	4p	7915	45p	PL25	70p	LM387	100p	TDA2002	80p	74LS47	70p
AF128	25p	BD142	110p	BF218	6p	BT118	80p	TIP66	120p	2N1246	20p	0A90	4p	7915	45p	PL26	70p	LM387	100p	TDA2002	80p	74LS47	70p
AF129	25p	BD143	110p	BF219	6p	BT118	80p	TIP67	120p	2N1246	20p	0A90	4p	7915	45p	PL27	70p	LM387	100p	TDA2002	80p	74LS47	70p
AL112	70p	BD144	110p	BF220	6p	BT118	80p	TIP68	120p	2N1246	20p	0A90	4p	7915	45p	PL28	70p	LM387	100p	TDA2002	80p	74LS47	70p
AL113	70p	BD145	110p	BF221	6p	BT118	80p	TIP69	120p	2N1246	20p	0A90	4p	7915	45p	PL29	70p	LM387	100p	TDA2002	80p	74LS47	70p
AS215	100p	BD146	110p	BF222	6p	BT118	80p	TIP70	120p	2N1246	20p	0A90	4p	7915	45p	PL30	70p	LM387	100p	TDA2002	80p	74LS47	70p
AS217	100p	BD147	110p	BF223	6p	BT118	80p	TIP71	120p	2N1246	20p	0A90	4p	7915	45p	PL31	70p	LM387	100p	TDA2002	80p	74LS47	70p
AU110	110p	BD148	110p	BF224	6p	BT118	80p	TIP72	120p	2N1246	20p	0A90	4p	7915	45p	PL32	70p	LM387	100p	TDA2002	80p	74LS47	70p
AY102	180p	BD149	110p	BF225	6p	BT118	80p	TIP73	120p	2N1246	20p	0A90	4p	7915	45p	PL33	70p	LM387	100p	TDA2002	80p	74LS47	70p
AY106	180p	BD150	110p	BF226	6p	BT118	80p	TIP74	120p	2N1246	20p	0A90	4p	7915	45p	PL34	70p	LM387	100p	TDA2002	80p	74LS47	70p
BA145	10p	BD151	110p	BF227	6p	BT118	80p	TIP75	120p	2N1246	20p	0A90	4p	7915	45p	PL35	70p	LM387	100p	TDA2002	80p	74LS47	70p
BA148	10p	BD152	110p	BF228	6p	BT118	80p	TIP76	120p	2N1246	20p	0A90	4p	7915	45p	PL36	70p	LM387	100p	TDA2002	80p	74LS47	70p
BA154	10p	BD153	110p	BF229	6p	BT118	80p	TIP77	120p	2N1246	20p	0A90	4p	7915	45p	PL37	70p	LM387	100p	TDA2002	80p	74LS47	70p
BA157	12p	BD154	110p	BF230	6p	BT118	80p	TIP78	120p	2N1246	20p	0A90	4p	7915	45p	PL38	70p	LM387	100p	TDA2002	80p	74LS47	70p
BB101	13p	BD155	110p	BF231	6p	BT118	80p	TIP79	120p	2N1246	20p	0A90	4p	7915	45p	PL39	70p	LM387	100p	TDA2002	80p	74LS47	70p
BB103	16p	BD156	110p	BF232	6p	BT118	80p	TIP80	120p	2N1246	20p	0A90	4p	7915	45p	PL40	70p	LM387	100p	TDA2002	80p	74LS47	70p
BB105B	18p	BD157	110p	BF233	6p	BT118	80p	TIP81	120p	2N1246	20p	0A90	4p	7915	45p	PL41	70p	LM387	100p	TDA2002	80p	74LS47	70p
BB205B	24p	BD158	110p	BF234	6p	BT118	80p	TIP82	120p	2N1246	20p	0A90	4p	7915	45p	PL42	70p	LM387	100p	TDA2002	80p	74LS47	70p
BC107	7p	BD159	110p	BF235	6p	BT118	80p	TIP83	120p	2N1246	20p	0A90	4p	7915	45p	PL43	70p	LM387	100p	TDA2002	80p	74LS47	70p
BC108	7p	BD160	110p	BF236	6p	BT118	80p	TIP84	120p	2N1246	20p	0A90	4p	7915	45p	PL44	70p	LM387	100p	TDA2002	80p	74LS47	70p
BC109	7p	BD161	110p	BF237	6p	BT118	80p	TIP85	120p	2N1246	20p	0A90	4p	7915	45p	PL45	70p	LM387	100p	TDA2002	80p	74LS47	70p
BC115	10p	BD162	110p	BF238	6p	BT118	80p	TIP86	120p	2N1246	20p	0A90	4p	7915	45p	PL46	70p	LM387	100p	TDA2002	80p	74LS47	70p
BC118	11p	BD163	110p	BF239	6p	BT118	80p	TIP87	120p	2N1246	20p	0A90	4p	7915	45p	PL47	70p	LM387	100p	TDA2002	80p	74LS47	70p
BC140	19p	BD164	110p	BF240	6p	BT118	80p	TIP88	120p	2N1246	20p	0A90	4p	7915	45p	PL48	70p	LM387	100p	TDA2002	80p	74LS47	70p
BC141	19p	BD165	110p	BF241	6p	BT118	80p	TIP89	120p	2N1246	20p	0A90	4p	7915	45p	PL49	70p	LM387	100p	TDA2002	80p	74LS47	70p
BC142	19p	BD166	110p	BF242	6p	BT118	80p	TIP90	120p	2N1246	20p	0A90	4p	7915	45p	PL50	70p	LM387	100p	TDA2002	80p	74LS47	70p
BC143	19p	BD167	110p	BF243	6p	BT118	80p	TIP91	120p	2N1246	20p	0A90	4p	7915	45p	PL51	70p	LM387	100p	TDA2002	80p	74LS47	70p
BC147	6p	BD168	110p	BF244	6p	BT118	80p	TIP92	120p	2N1246	20p	0A90	4p	7915	45p	PL52	70p	LM387	100p	TDA2002	80p	74LS47	70p
BC148	6p	BD169	110p	BF245	6p	BT118	80p	TIP93	120p	2N1246	20p	0A90	4p	7915	45p	PL53	70p	LM387	100p	TDA2002	80p	74LS47	70p
BC149	6p	BD170	110p	BF246	6p	BT118	80p	TIP94	120p	2N1246	20p	0A90	4p	7915	45p	PL54	70p	LM387	100p	TDA2002	80p	74LS47	70p
BC151	6p	BD171	110p	BF247	6p	BT118	80p	TIP95	120p	2N1246	20p	0A90	4p	7915	45p	PL55	70p	LM387	100p	TDA2002	80p	74LS47	70p
BC159	6p	BD172	110p	BF248	6p	BT118	80p																




# ALCON

## TEST EQUIPMENT THE DISCERNING T.V. ENGINEER'S CHOICE

Sourced from leading European manufacturers Alcon multimeters are ideal instruments for the T.V. service engineer. Precision fully protected movements, comprehensive ranges (plus optional E.H.T. probe) and clear mirrored scales make them perfect for bench applications, yet their rugged construction and stout carrying cases enable them to shrug off the rigours of field service use. Full after sales service is available, but we don't expect you to need it!

### The incredible 'MINI 20'



28 ranges  
20kΩ/V d.c. & 4kΩ/V a.c.  
(With protective fuse)

Accuracy: 2% d.c. and resistance, 3% a.c.  
28 ranges: d.c. V; 100mV, 3V, 10V, 30V, 100V, 300V, 600V. d.c. I; 50μA, 600μA, 6mA, 60mA, 600mA. a.c. V; 15V, 50V, 150V, 500V, 1500V. a.c. I; 30mA, 300mA, 3.0A. Ohms; 0-2kΩ, 0-2MΩ dB; from -10 to +62 in 6 ranges.

Dimensions: 105 × 130 × 40mm.

The 28 ranges cover all likely requirements. E.H.T. PROBE. An optional E.H.T. probe for use with this instrument, reading up to 30kV £14.00 extra.


**ONLY £21.60**

(complete with carrying case, leads and instructions)

### 'SUPER 20'

A SUPER PROTECTED UNIVERSAL MULTIMETER

- ★ **20KΩ/V**  
AC AND DC
- ★ **39 RANGES**
- ★ **INDESTRUCTIBLE**  
(automatically protected on all ranges but 10A)
- ★ **E.H.T. PROBE**  
(Reads up to 30kV £14.00 extra)



Accuracy: d.c. ranges and Ω 2% a.c. 3% (of f.s.d.)  
39 ranges: d.c. V; 100mV, 1.0V, 3.0V, 10V, 30V, 100V, 300V, 1000V.  
d.c. I; 50μA, 100μA, 300μA, 1.0mA, 3mA, 10mA, 30mA, 100mA, 1A, 10A  
a.c. V; 10V, 30V, 100V, 300V, 1000V;  
a.c. I; 3mA, 10mA, 30mA, 100mA, 1.0A, 10A.  
Ω; 0-5.0kΩ, 0-50kΩ, 0-500kΩ, 5MΩ, 50MΩ  
dB; from -10 to +61 in 5 ranges.

Dimensions: 105 × 130 × 40mm.  
(complete with carrying case, leads and instructions)

**ONLY £33.50**

ELECTROTESTER fairly similar ranges to the above but reads up to 30A (ac & dc) £34.

PRICES Our prices include VAT and postage and goods are normally despatched by return.

For details of these and the many other instruments in the Alcon range, including multimeters, components measuring, automotive and electronic instruments, please write or telephone:

# ALCON

Instruments Ltd.

19 MULBERRY WALK · LONDON SW3 6DZ · TEL: 01-352 1897 · TELEX: 918867

## CREWE WHOLESALE TV

77 Coleridge Way, Crewe

Tel: 0270 582924

15 mins from Junction 17, M6

WORKING TVs FULLY ENGINEERED AND TESTED. TRY THEM BEFORE YOU BUY. NO BUMPED TUBES.

Decca 80s & 100s	£25
Bush T20	£30
ITT CVC 20 & 30 & 32	£25
G11s	£35
GEC Starline	£25
GEC 2110, 2111	£20
Rediffusion Mk 3	£25
Thorn 8,800 to T/X from	£20
Text Available	POA

CABLE DORICS WITH OR WITHOUT TRANSLATORS PLUS A FULL RANGE OF OFF THE PILE SETS JUST ARRIVED 1000s OF COMPUTER GAMES.

## TVS TRADE SERVICES BROMSGROVE

LARGE SELECTION OF QUALITY CLEAN TV & VIDEO ALWAYS IN STOCK, INCLUDING:

THORN 3V22	from £45.00
ELECTRONIC VCR	from £75.00
VHS Top Quality Workers with Leads & Instruction Books	£80.00

We also specialise in working sets, fully serviced and ready to deliver to your customer's home. Spares back up service available to customers. You've seen the junk, so why not now come and pay us a visit - we think you will be pleasantly surprised by our prices and the quality of our equipment. Delivery service available.

For further details phone:

COLIN BROOMFIELD,  
UNIT 7, STATION STREET,  
BROMSGROVE, WORCS.  
(0527) 37037/71186







# BRITAIN'S LARGEST SUPPLIERS

## OF EX-RENTAL TV AND VIDEO SPECIAL OFFER



**VHS VHS VHS**

HITACHI  
5000

FERGUSON  
3V22

# £60



*Makes inc. PHILIPS, GEC,  
HITACHI, ITT, BUSH,  
PANASONIC, SONY, DECCA,  
FERGUSON, GRUNDIG etc.*

**COLOUR TV from £5**

CALL & SEE OUR SELECTION  
DELIVERY ARRANGED FOR  
BULK PURCHASES  
LOAD DIRECT FROM SOURCE  
AT VERY KEEN PRICES

# FRANK FORD

(TV TRADE DISPOSALS)

SCHOOL LANE

GUIDE

BLACKBURN, LANCS

TEL: 0254 64489

## Universal Semiconductor Devices Ltd.

17 GRANVILLE COURT, GRANVILLE ROAD,  
HORNSEY, LONDON N4 4EP, ENGLAND.  
TEL 01-348 9420/9425 \* TLX. 25157 usdco g



WE OFFER ONE OF THE LARGEST RANGES OF SEMICONDUCTORS AT HIGHLY ECONOMICAL PRICES. THE FOLLOWING SEMICONDUCTOR TYPES ARE AVAILABLE FROM STOCK. IF WE DON'T STOCK WHAT YOU NEED THEN WE CAN GET IT FAST FROM OUR FACILITIES IN WEST GERMANY AND USA UPON REQUEST.

**TRANSISTORS** - BIPOLARS - GERMANIUM AND SILICON

SMALL SIGNAL  
POWER  
DARLINGTONS - ALL SHAPES AND SIZES  
VHF/UHF DEVICES - ALL SHAPES AND SIZES



**FETS** - POWER MOSFETS  
UNIUNCTIONS



**DIODES** - GERMANIUM AND SILICON  
RECTIFIERS AND BRIDGES  
OPTO-ELECTRONIC DEVICES  
LEDS OF ALL SHAPES AND SIZES



**THYRISTORS AND TRIACS** - ALL



SHAPES

SIZES

RATINGS

**INTEGRATED CIRCUITS:**

CONSUMER - DIGITAL/ANALOGUE  
MICROPROCESSORS AND PERIPHERALS  
IC SOCKETS



MAIL ORDER CUSTOMERS: PLEASE SEND FOR OUR COMPREHENSIVE PRICE LIST, ENCLOSING £1.00 IN STAMPS, CHEQUE OR POSTAL ORDER.

**CATALOGUE** SENT FREE OF CHARGE, WHEN REQUESTED ON OFFICIAL LETTERHEAD (WITHOUT REFUND), TO OEM'S, SCHOOLS, COLLEGES, UNIVERSITIES, GOVERNMENT INSTITUTIONS, COMPUTER FIRMS, ELECTRONIC REPAIR FIRMS AND DISTRIBUTORS.

**SPECIAL DISCOUNTS AND PAYMENT TERMS** ARE AVAILABLE TO ABOVE INSTITUTIONS.

PLEASE ENQUIRE FOR QUANTITY DISCOUNTS.

WE WELCOME TELEPHONE AND TELEX ENQUIRIES!

**JAPANESE  
COMPONENTS**  
VAST RANGE HELD OF  
DISCRETES &  
CONSUMER  
IC'S

## BOLTEN LTD.

63, JEDDO ROAD, LONDON W12 9EE.

Tel: 01-749 0915 (2 lines)

Telex: 262421 BOLTEN G

### VIDEO HEADS

Sony (Universal) .....	£33.95
Sony C9 .....	£47.95
Ferguson/JVC (Universal) .....	£32.95
National Panasonic (Universal) .....	£32.95
National Panasonic (370/380/430/460) .....	£35.95
National Panasonic (777/330) .....	£46.95
National Panasonic (3 Pin Head) .....	£48.95
Hitachi .....	£35.95
Hitachi VT11/HIVI/VT33 (Originals) .....	£38.95
Toshiba .....	£46.95
Sanyo Genuine .....	£46.95
Fisher VHS Genuine .....	£51.95
Akai (most Models) .....	£32.95
Sharp .....	£46.95
Belt Kits (Most Models) .....	£3.99
Remote Controls for T.V.	
Grundig/Philips .....	£16.95
Remote Controls Philips Teletext (4300) .....	£17.95
Pinch Wheels (various Models) .....	£5.95
Idler Kits for Sony .....	£4.50

Other Accessories - Mod kits, Integrated Circuits, Idler Assy, Gear Idler Assy, Reel & Loading Belts, Capstan & Reel motors, Reel Drive Pully Units also available in most models. Please call for full list.

Please add 15% VAT plus £1.00 p&p per order.

Delivery within 7-14 days subject to availability.

**PLEASE NOTE OUR NEW ADDRESS  
AND TELEPHONE NUMBER**



# MANTEL

No 1 for Quality TVs & Videos 100s of V.H.S. Videos in stock  
Large Quantities of Late Model Thorn TVs. All with first class cabinets.

**TELE-TEXT/ULTRASONIC/INFRARED/REMOTES**  
All at UNBEATABLE PRICES for QUANTITY & QUALITY  
Also Philips G11/Pye G11/Basic/Remote/TELE-TEXT

Some examples of **QUALITY** working TVs

THORN 8800 ★★★★★★★★★★★★★★★★★★★★★★★★★★★★★★£25  
THORN 8800 (remote) ★★★★★★★★★★★★★★★★★★★★★★★★★★£30  
THORN 9000 ★★★★★★★★★★★★★★★★★★★★★★★★★★★★★★£30  
THORN 9000 (remote) ★★★★★★★★★★★★★★★★★★★★★★★★★★£35  
THORN 9600 ★★★★★★★★★★★★★★★★★★★★★★★★★★★★★★£40  
THORN 9600 (full feature remote) ★★★★★★★★★★★★★★★★★★£45

THORN 9600 TELETEXT ★★★★★★★★★★★★★★★★★★★★★★ from £75  
(VARIOUS MODELS)  
THORN 9900 ★★★★★★★★★★★★★★★★★★★★★★★★★★★★★★£50  
THORN 9900 f/remote ★★★★★★★★★★★★★★★★★★★★★★★★★★£60  
PHILIPS G11 ★★★★★★★★★★★★★★★★★★★★★★★★★★★★★★£55

(prices quoted are based on quantity)

**NO DEALER TOO LARGE OR SMALL. SINGLES SOLD**

Brand New Remote Control Hand Sets Available for the majority of British & European TV sets.

**1000s of UNTESTED Colour TVs**

I.E. DECCA 30s, GEC 2110, GRUNDIG, TANBERGS, G8s 520s-550s, Thorn 3500/8000/8500, TT, PYE, ETC.  
(Many of these untested TVs just switch on)

**ALL AT LOW LOW PRICES**

**VAN LOADS DELIVERED DIRECT FROM SOURCE RING FOR QUOTE**

New TV Trolley Stands

**£4.95** Also Video Stands

POA

Colour TV panels & tubes available

All prices subject to V.A.T.

Export Orders Welcome for those Countries using the P.A.L. System

**CALLERS WELCOME**

**419 BARLOW MOOR ROAD,  
CHORLTON, MANCHESTER M21 2ER.**

**TEL: 061-861 8501**

## SPECIAL OFFER

THORN NEWLIFE COLOUR TUBES

**A51-161X**

ONLY **£45** (OLD GLASS NOT REQUIRED)

INCLUSIVE OF VAT AND CARRIAGE

THORN NEWLIFE VHS VIDEO HEADS

**£25.25** (SEND OLD HEAD WITH ORDER)

INCLUSIVE OF VAT AND P.P.

**VACOUNICS LTD**

PEARTREE LANE INDUSTRIAL ESTATE,  
DUDLEY, WEST MIDLANDS DY2 0QY

Telephone: 0384 74182

**SEMPLÉ SERVICE**

**AT LAST!!**

AN EX-RENTAL WAREHOUSE OPEN IN

★ **NORFOLK** ★

DON'T GO WEST FOR YOUR EX-RENTALS

100's OF TV's

ALSO

MECH AND ELECTRONIC VIDEOS

59 HALL ROAD  
CLENCH WARTON  
KINGS LYNN

**PHONE NOW!  
(0553) 766766**

## OSCILLOSCOPES

TEKTRONIX 2215 60MHz. Dual Trace Delay Sweep. With Manual. **£475**  
TELEQUIPMENT D75. Dual Trace 50MHz. Delay Sweep. **£350**  
COSSOR CDU150. Dual Trace 35MHz. Solid State. Portable 8x10cm display. With Manual. **£200**  
TELEQUIPMENT D61A. Dual Trace 10MHz. With Manual. **£175**  
ADVANCE OS250TV. Dual Trace 10MHz. With Manual. **£160**  
PHILIPS PM3230. Dual Beam 10MHz. Solid State £100  
TELEQUIPMENT D43. Dual Trace 15MHz. With Manual. **£100**  
TELEQUIPMENT S54A. Single Trace 10MHz. Solid State. With Manual. **£110**

## ADVANCE/GOULD DVMS

Auto ranging; max reading 20,000. AC/DC volts - resistance. **Only £50 (P&P £5)**

## MULTIMETERS

AVO 9 Mk4 (identical to AVO 8 Mk4 but scaled differently) Complete with Batteries & Leads. **£55**  
AVO 8 Mk2 Complete with Batteries & Leads. **£45**  
Above Items in GOOD WORKING ORDER - appearance not A1 hence the price.  
AVO TEST SET No 1 (Military version of AVO 8) Complete with batteries, leads & Carrying Case. **£65**  
AVO Model 7x. Complete with batteries, leads & carrying case. **£40**  
AVO Model 73. Pocket Multimeter (Analogue). 30 ranges. Complete with batteries & leads. **£18**  
AVO 72 - Similar to above but no AC current range. With batteries & leads. **£10**

## AVO TRANSISTOR TESTER TT169

Handled. GO-NO GO for In-situ Testing. Complete with batteries, leads & instructions. (P&P £3) **NOW ONLY £12**

## ISOLATING TRANSFORMER

240V in - 240V Out 500VA **£15 each P&P £5**  
240V in - 240V Out 100VA **£6 each P&P £2**

DISK DRIVE PSU 240V 1N; 5V 1.6A & 12V 1.5A out. Size: W125mm, H75mm, D180mm. Cased. Un-used. **Only £10.00 each (P&P £2)**  
Qwerty keyboard (as in Lynx Micro). Push to make. Cased. **£5 each (P&P £2)**  
Various 5 1/4" Floppy Disk Drives and Stepping Motors Available.

USED EQUIPMENT - WITH 30 DAYS GUARANTEE. MANUALS SUPPLIED IF POSSIBLE. This is a VERY SMALL SAMPLE OF STOCK. SAE or Telephone for Lists. Please check availability before ordering. CARRIAGE all units £16. VAT to be added to Total of Goods & Carriage.

## STEWART OF READING

**110 WYKEHAM ROAD, READING, BERKS RG6 1PL**  
Telephone: 0734 68041

Callers welcome 9 am-5.30 pm Mon.-Fri. (until 8 pm Thurs.)

## SPECIAL OFFERS

B+K Precision CRT Restorer/Analyser Model 467. Supplied with 2 Bases and Manual. (P&P £7) **ONLY £125 each**  
Labgear Colour Bar Generator KG1 8 Test Patterns. (P&P £4). **ONLY £40 each**

LABGEAR COLOURMATCH PATTERN GENERATOR Type CM6038-DB Crosshatch/Grey Scale/Blank Raster. Mains or Battery. **ONLY £12 each (P&P £2)**

CROSSHATCH GENERATOR TVT5M Crosshatch/Dots/White. RF & Video Outputs. Tuner Control. **£10 (P&P £4)**

DEGAUSSING COILS **£20 (P&P £4)**

ADVANCE AM SIGNAL GENERATOR SG62B. 150 KHz-220MHz. **£45**

ADVANCE AM SIGNAL GENERATOR Type 62. 150KHz-220MHz. **£30**

METRIX WOBBULATOR Type 210. 5-220MHz. **£20**

LABGEAR COLOUR BAR GENERATOR CM6037 (P&P £4). **£60**

RACAL 32MHz UNIVERSAL COUNTER TIMER Type 836 with Manual. **£50**

MARCONI TF2604 (Later version of TF 1041 VTVM) 20Hz-1500MHz, AC/DC/Ohms AC 300mV-300V FSD. **£80**

MARCONI VALVE VOLTMETER TF2600 10Hz-10MHz, 1mV-300V FSD. **£40**

PHILIPS COLOURBAR GENERATOR type 5501 (P&P £5). **£100**

PHILIPS COLOURBAR GENERATOR type 5508. Video out. Many Functions. **£125**

## NEW EQUIPMENT

HAMEG OSCILLOSCOPE 605. Dual Trace 60MHz. Delay Sweep. Component Tester. **£567**

HAMEG OSCILLOSCOPE 203.6. Dual Trace 20MHz. Component Tester & 2 Probes. **£298**

All Other Models Available.

BLACK STAR FREQUENCY COUNTERS P&P £4

Meteor 100-100MHz **£99**

Meteor 600-600MHz **£126**

Meteor 1000-1GHz **£175**

BLACK STAR JUPITOR 500 FUNCTION GENERATOR. Sine/Square/Triangle. 0.1Hz-500KHz. P&P £4. **£110**

BLACK STAR ORION. PAL TV/VIDEO COLOUR PATTERN GENERATOR **£199**

HUNG CHANG DMM 7030. 3 1/2 digit. Hand held 28 ranges including 10 Amp AC/DC 0.1%. Complete with batteries & leads. P&P £4. **£39.50**

OSCILLOSCOPES PROBES. Switched x1; x10. P&P £2. **£11**

# HOCKLEY DISCOUNT TELEVISIONS

**SPECIAL TRADE ANNOUNCEMENT**

LARGEST STOCKS OF EX-RENTAL  
**'THORN'**

COLOUR TVs & V.H.S. VIDEOS

8800 R/C	3V00
9000 R/C	3V16
9200 R/C	3V22
9600 R/C	3V23
9600 TTX	3V29
TX9/TX10	3V35

Cabinet 9600 with Brand New Hand Sets  
Thorn 9000's at £16 Special Offer Price and  
also Thorn 8800 Special Offer Price £13.

**ALSO UNLIMITED SELECTION OF**

BUSH T20/24      DECCA 80/100  
G.E.C. SOLID STATE & STARLINE  
HITACHI      ITT CVC30 & CVC45  
PHILIPS G8, G11 & KT3 R/C  
REDIFFUSION MK 1 & MK3  
REDIFFUSION MK 4 & TELETEXT

**TV & VIDEO STANDS IN STOCK**

Lorry Loads Delivered from Source

DON'T HESITATE TO CONTACT US

**FOR FRIENDLY SERVICE  
TRY US - YOU'LL LIKE US!**

**MIDLAND BRANCH**  
Hockley

Discount Televisions,  
94 Soho Hill, Hockley,  
Birmingham B19 1AE.

021-551 2233 - Ask for Jazz

**NORTH-EAST BRANCH**

Northern TV Distributors,  
Unit 2, Perth Court,  
11th Avenue, Team Valley,  
Gateshead, Tyne & Wear.

091-487 5389 - Ask for Joe

## SPRING SPECIALS

**HITACHI VHS VIDEOS  
ALSO BETA VIDEOS AT  
VERY COMPETITIVE PRICES**

10 GEC SOLID STATE	£150
10 BUSH T20	£250
10 ITT CVC35	£300
10 REDIFFUSION MARK 1 REVAMP	£120
10 THORN 8000 17"	£150

LOADS AVAILABLE DIRECT FROM SOURCE  
ALL + VAT

## TELETRADERS

Forde Road, Brunel Industrial Estate,  
Newton Abbot, Devon  
Telephone: (0626) 60154

**THE NO. 1 WHOLESALE IN THE SOUTH**

## TUNERS + TUNERS

- ★ If you repair sets regularly - phone us today and we will dispatch immediately - no need to send cash 'up front'.
- ★ All tuners dispatched by first class post for receipt by you the next day.
- ★ All popular tuners/tuner repairs supplied 'off the shelf'.
- ★ Unusual types repaired same day as received (subject to spares availability).

**TELEPART**  
(U.K. ONLY)

32 Temple Street,  
Wolverhampton WV2 4LJ.  
Phone: (0902) 29022.

## JUNCTION 11 TV TRADE DISPOSALS LTD

Unit 11, Prestwood Court, Leacroft Road,  
Birchwood, Warrington. Phone: 0925 826387

**FULL RANGE OF THORN TV'S  
AND VHS VIDEOS**

8800 N/R .....	£20	9900/9200 N/R	£40
8800 R .....	£25	9900/9200 R....	£45
9000 N/R .....	£25	9600 .....	£40
9000 R .....	£30	TX9/10 .....	£65
		Text	£70

All prices subject to VAT. Discounts for quantity.

# THE WORLD OF ... "TELEPANELS"

8-10 Rhoda Street, London E2 7EF. Tel: 01-729 0506.

P+P 1 PANEL £1.50. 2 PANELS OR MORE £3.00



WORKING  
PANELS  
GALORE!

	IF	TUNER	DECODER	G8/G9 DECODER IF COMBINED	LINE OUTPUT	POWER	CONVERG	FRAME	VIDEO	6 WAY TUNER SWITCH BANK
PHILIPS G.8	5.00	4.50	7.00	15.00	14.00	8.00	5.00	8.00		3.50
THORN 3000/3500	2.00	5.75	4.00		8.00	8.00	5.00	6.00	5.00	1.75
GEC 2110	10.00		5.00		12.00	6.00	5.00	5.00	5.00	5.00
PYE 731			10.00		18.00	10.00	7.00	8.00		4.50
BUSH Z/718	7.50	6.50	14.00		24.00	3.00	5.00	14.00		
BUSH T/20	7.50	6.50	14.00		19.00	19.00	5.00	14.00		
PHILIPS G11	14.50 WITH COMBINED SOUND MODULE		12.00		19.00	19.00	5.00	14.50		
DECCA 80	12.00	POA	14.00		12.00	10.00		14.00		POA

**POST OFF YOUR CHEQUE NOW! AND YOUR PANELS SENT BY RETURN OF POST!!!**

## D.I.Y. TV TUBE POLISHING

with our DIY Polishing Kit

The Kit includes everything you need to polish approx. 25\* tubes to a high standard. Detailed instructions on how to do the polishing. All you require is an Electric Drill.

**Kit Price £57 inc P&P and VAT.** Available from Luton only.

Also supplied worldwide for £57 including P&P.

\*Depends on depth and area to be polished.

TV TUBES FREE DELIVERY\*

**5% DISCOUNT ON TUBES COLLECTED FROM LUTON**

Quality, High Temperature Reprocessing

TUBE SIZE INCLUDING & UP TO	IN LINE & PIL i.e.	MININECK (22.5mm colour)	SONY TRINITRON
20"	AXT37-001 AXT51-001 560AKB22 470ESB22 51QJB22 560BYB22 470EB22 510VB22 560DYB22 A51-161X 510VLB22 560DZB22 A51-421X 510VSB22 560GB22 A51-426X A56-510X 560FB22 A51-570X A56-540X 560GB22 A51-580X A56-615X A66-510X A51-590X A56-701X A66-540X A51-610X AXT56-001 A67-701X	510ADF22 510WFB22 510YXB22 510ZUB22	330AB22 400FE22 470BE22 470LB22 470FWB22 520KB22 520NB22 520SB22 570EB22 570HE22 680DB22 680EB22
22"	£44	£50	£58
26"	£48	—	£64
			£85

Tube types not listed, please enquire.

All tubes sold with 1 or 2 year guarantee, with optional extension by extra 2 years. Prices shown are for 12 months guarantee. All tubes exchange glass required. Your good, working tubes with scratches or small chips, can be POLISHED with our purpose built polishing equipment. From £7 per tube.

Delivery charge on colour tubes: Within 40 miles of Luton.

1 or 2 tubes £6. 3 or more tubes FREE DELIVERY\*

Please add 15% VAT to all prices. Callers welcome. Please phone first.

## WELL VIEW

Open Mon-Fri 9am-6pm. Tel. 0582-410787.

Your Local Tube Stockist:

Well View, Southampton. Tel. 0703 331837.

Phone between 2-5pm.

West One Distributors Ltd., Gt. Missenden, Buckinghamshire.

Tel. 0494 778197

Rushden Rentals Ltd., Rushden, Northants. Tel. 0933 314901

114-134 Midland Rd,  
Luton, Beds.

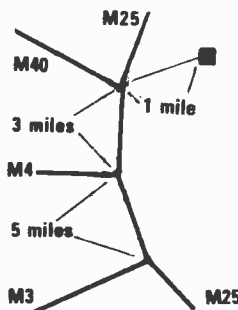
## DISPLAY ELECTRONICS LTD.

★ Do you use cathode ray tubes?

★ Can't find a replacement or shocked by the cost?

★ It may well be that a rebuilt tube will solve your problem.

Come to one of the most experienced firms in the business. We have been rebuilding cathode ray tubes for industry, broadcasting authorities, major airlines, M.O.D. universities, and, of course, the TV trade in general since the '60's.



## WE ARE LOCATED IN UXBRIDGE

At probably the most accessible part of S.E. England. The nearest junction of the M25 is only about 1 mile away and we are less than 10 minutes from the interchanges on the M25/M3, M25/M4, M25/M40.

Why not telephone Terry Smith on Uxbridge (0895) 55800, to discuss your requirements?

## DISPLAY ELECTRONICS LTD.

UNIT 4, SWAN WHARF,  
WATERLOO ROAD,  
UXBRIDGE, MIDDLESEX.

## APOLLO LANCASHIRE

NATIONWIDE MAIL ORDER 3-4 DAYS PHONE FOR QUOTE  
LOCAL DELIVERY - 2 YR GUARANTEE - SONY TYPES - VDU & BW  
56 & 66-540 GLASS BOUGHT (COLLECTED)

A47 342/343X - 470 BCB22/CTB22/BGB22/DHB22	£39
470-ESB22/EFB22/ERB22/FTB22	£53
A51-220X/192X	£39
A51-161X/162/163/168	£53
510-JKB22/JEB22/JDB22/JGB22/ALB22/GLB22	£53
510-VLB22(E56) DTB22/001/RFB22/RCB22/SFB22	£53
A51-590 New	£55
A51-570X/580/001/210/241	£53
A56-120X/123/140/410	£39
560-DZB22(E56)/HB22/AKB22/TB22/AWB22	£55
560-ETB22/DTB22/CSB22/DMB22/DNB22	£53
A56-611X/615X	£53
A66-120X/A67-120X/140/150/200/410	£39
20AX - A56-500X/510X - A66-500X/510X	£53
30AX - A56-540X - A66-540X	£56

PLEASE PHONE BEFORE CALLING  
LOCAL DELIVERY FROM ACCRINGTON, LANCs.

Phone enquiries and letters to:

**Apollo, The Potters Wheel,  
Mullion Cove, Mullion, Nr. Helston, TR12 7ET.  
0326 240781**

## CentreVision

TEL: 0222-44754

SLOPER ROAD, LECKWITH, CARDIFF CF1 8AB  
OPPOSITE CITY FOOTBALL GROUND, 5 MINS FROM M4

## FERGUSON VHS VIDEO £65

MANY ELECTRONIC VIDEOS IN STOCK

MANY TOP QUALITY REMOTE CONTROL WORKING TVs

PHONE FOR LATEST PRICES

PRICES SUBJECT TO VAT

OPENING HOURS:

MONDAY - FRIDAY 9.00 - 5.30; SATURDAY 9.00 - 1.00



## SETS & COMPONENTS

**PHILIPS G11 AND BUSH T20** regular supplies. For prices phone 01-845 2036.

**CASH PAID** Now for your surplus TV spares, Transistors, I.C.'s etc. Tel. MR. FORSHAW 0902 29022.

**TV's - HITACHI, MITSUBISHI,** Panasonic, Sony, Toshiba, JVC, Sharp. Fully refurbished. **PEARSON TELEVISION,** 0484-863489. Delivery arranged.

**GENUINE GRUNDIG SPARES.** Fast helpful service. Sensible prices Telequipment Philips Oscilloscopes. Test equipment, manuals. **OCHRE MILL TECHNICAL.** Stone 0785 814643.

**GRUNDIG INFA-RED** Remote control units VIF-KI consist TPV355 Transmitter & VIF-E1 receiver brand new £4.99 P&P £2, box of ten VIF-E1 £10 P&P £3. **GRUNDIG CAMERA** lead VKS 1900 (7 meters with 8 pin plug & socket) £3 P&P £1. **GRUNDIG REMOTE CONTROL** 440 with 8 meters core cable £3.95 P&P £2. **GRUNDIG** Portable television lead (5 meters) with car lighter plug 7000 for sale OFFERS? sample £2. **DEPT 5 STAN WILLETTS** 37 High Street, West Bromwich, West Midlands B70 6PB Tel 021 553 0186.

## Trent Tubes

**For Professionally Rebuilt Tubes**

39A RADCLIFFE ROAD, WEST BRIDGFORD, NOTTINGHAM NG2 5FF TEL: (0602) 813329

**TWO YEAR GUARANTEE EXTENDABLE TO FOUR YEARS**

**ALL STD DELTAS ONE PRICE £33.00**

20AX - A51-A56 - A66/510 £44.00

560DZB, 510VLB, 560EGB, A51-161 - A51-570 ETC. One price £48.00

370LDB, 370LJB etc. Thin Necks. One price £48.00

30AX - A56-540, A66-540 £49.00

**SONY SPECIALISTS** Sony's from £55.00

1000's more types available. VDU, & MONITOR types a SPECIALITY (colour & mono).

Suppliers to Broadcasting Authorities, Government Depts & National Companies and Manufacturers

**ALL PRICES EX WORKS + VAT & EXCHANGE**

**WE SPECIALISE IN JAPANESE TYPES**

**INSURED DELIVERY SERVICE AVAILABLE**

Up to 20% DISCOUNT ON QUANTITY

TECHNICAL ADVICE SERVICE AVAILABLE

AGENTS, WHOLESALERS REQUIRED

## STARLITE ELECTRONICS

WILLOWS FARM,  
A13 RAINHAM, ESSEX.  
Rainham 23225 also  
Hornchurch 50238.

**EX RENTAL TVs**  
**UNTESTED FROM £15.00**  
**WORKING TVs £20.00**  
**RE-GUNNING TUBES**

2 year guarantee  
Most types available  
including Sony



## HALTON TV TRADE DISPOSAL

The Wholesaler you won't find competing with you on the High St.  
TV and Videos

**GEC, Philips, Decca, Doric, Thorn**

★ Remember, we have NO retail outlet ★

**St Michaels Industrial Estate, Widnes**  
Tel: 051.423 1577

# TELEVISION

No other consumer magazine in the country can reach so effectively those readers who are wholly engaged in the television and affiliated electronic industries. They have a need to know of your products and services.

The prepaid rate for semi display setting £7.20 per single column centimetre (minimum 2.5 cms). Classified advertisements 45p per word (minimum 12

## BIRMINGHAM'S REPUTEDLY TV AND VIDEO TRADE SUPPLIER

NO GIMMICKS - NO TIME WASTED  
WE ACTUALLY CARRY UNTESTED AND  
WORKING STOCK

FOR STOCK SITUATION

**RING - 021-772 2733**

## WILTSGROVE LIMITED

128-130 Ladypool Road,  
Sparkbrook, Birmingham B12 8JA.

**CASH ONLY**

## WOODSDALE COMPONENTS RANK BUSH MURPHY

### TRANSFORMERS

Line Output

Z718 (T703A, T706A)

New (Complete) £15.00

T20, T22 (T705A) £11.00

T26 (T705B) £11.00

TDA2190 Plug-in Replacement module suitable for Bush T22/26 and any set using same device £6.00

Switch Mode T114A £6.00

Genuine RBM Units.

Prompt Postal Service P&P Paid.  
DISCOUNTS for QUANTITIES.

34 Field End Road, Eastcote,  
Pinner, Middlesex. HA5-2QT.  
Tel: 01-868 5580.

N. Skehan

All prices plus 15% VAT

Agents Office. Callers by appointment only.

## WIZARD DISTRIBUTORS MANCHESTER TV & VIDEO SPARES

We stock spares for THORN, PHILIPS,  
PYE, RANK, GEC, SHARP, SONY,  
HITACHI, DECCA + ITT.

**FIDELITY SPARES MAIN DISTRIBUTOR.**

Did you know we also stock

FUSES	I.Cs
TUBES	TOOLS
AERIALS	VIDEO LEADS
AEROSOLS	AUDIO LEADS
RESISTORS	SEMICONDUCTORS
CAPACITORS	SERVICE MANUALS
VALVES	TEST EQUIPMENT
HANDSETS	TV/VIDEO TROLLEYS
VIDEO HEADS	TELEPHONE ACCESSORIES

AND MUCH MORE

Counter open Monday-Friday 9am-4.45pm

**TRADE ONLY**

**EMPRESS STREET WORKS,  
EMPRESS STREET,  
MANCHESTER M16 9EN.**

Tel: 061-872 5438; 061-848 0060.


# SERVICE PAGES

words), box number 75p extra. All prices plus 15% VAT. All cheques, postal orders etc., to be made payable to Television, and crossed "Lloyds Bank PLC". Treasury notes should always be sent registered post. Advertisements, together with remittance, should be sent to the Classified Advertisement Dept., Television Room 204B (H.H.), IPC Magazines Limited, Kings Reach Tower, Stamford Street, London SE1 9LS. (Telephone 01-261 5942).

## EURO-SAT

SUPPLIERS TO H.M. FORCES AND M.O.D.  
MANUFACTURERS OF FIBREGLASS DISH ANTENNAS  
ANNOUNCING: TWO NEW DISH ANTENNAS TO OUR RANGE

1-2M OFFSET INC. POLAR MOUNT	1-0M DIA 1-2M DIA 1-6M DIA 1-8M (PETAL) 2-0M DIA 2-3M (PETAL) 3-0M DIA 1-2M OFF SET POLAR MOUNT FEED SUPPORT ASSEMBLY	£58 £78 £88 £157 £180 £248 £737 £78 £102 £21	1-6M PRIME FOCUS INC. POLAR MOUNT
---------------------------------	--	---	--------------------------------------



£178

£188

PLEASE NOTE: WE ARE DISH  
MANUFACTURERS ONLY AND DO NOT  
SUPPLY SYSTEMS. PLEASE ENCLOSE S.A.E.

EURO-SAT, 107 CROSS ST., SALE, CHESHIRE, ENGLAND  
TEL: 061-437 2631 = 061-881 4249

## BOURNEMOUTH

BEST SOURCE IN THE SOUTH  
FOR CLEAN WORKING TV &  
VIDEOS

TVs Bush/Decca/GEC/ITT/Japs/Philips  
Thorn REMOTE & TEXT  
Videos 2000, Beta & VHS  
PLEASE PHONE FOR PRICES  
Mon-Fri 9-1, 2-5

HILLIER'S, UNIT 2A,  
11-15 FRANCIS AVENUE,  
WALLISDOWN. TEL: 0202 581932

## NOTICE TO READERS

Whilst prices of goods shown in classified advertisements are correct at the time of closing for press, readers are advised to check with the advertiser both prices and availability of goods before ordering from non-current issues of the magazine.

## I.T.V.C.

BEST QUALITY EX-RENTAL AND  
GRADED TVs & VIDEOS  
OFFERING A FRIENDLY & FIRST CLASS  
SERVICE TO THE TRADE  
GET ON THE WAY TO SUCCESS  
BUY AT COMPETITIVE PRICES  
TO INCREASE YOUR PROFITS

VHS VIDEOS  
(Mech. Electronic)  
FERGUSON, HITACHI,  
JVC, NAT. PAN., etc.

BETA  
SANYO, SONY,  
TOSHIBA, etc.

TELEVISION  
PHILIPS 550, G11, KT3  
BUSH T20, T22, T24, T26  
THORN 8.8K, 9K, 9.6K, TX  
HITACHI, NAT. PAN.,  
I.T.T., PYE, etc.

VAN LOADS DELIVERED DIRECT FROM SOURCE

PHONE STEVE  
0602 864627

UNIT 3, MEADOW TRADING ESTATE,  
MEADOW LANE,  
OPP. CATTLE MARKET,  
NOTTINGHAM NG2 3HQ

## DEALERS ONLY

GENUINE REGULAR LARGE QUANTITIES  
Philips G8 - 520 £15 26"  
Philips G8 - 550 £25 20 & 22" 10  
Philips G11 - Guarantees Only

WORKING

520 - 30 550 - 45

SPARES PANELS AVAILABLE

Tel. 514047 or call:  
Cullum TV & Video

Unit 5, Worle Ind Estate, Queensway,  
Worle, Weston Super Mare, Avon  
(Junct 21 M5 200yds)

## ORDER FORM PLEASE WRITE IN BLOCK CAPITALS

Please insert the advertisement below in the next available issue of Television for .....

insertions. I enclose Cheque/P.O. for £.....

(Cheques and Postal Orders should be crossed Lloyds Bank Ltd and made payable to Television)


NAME .....

ADDRESS .....

Send to: Classified Advertisement Dept.

### TELEVISION

Classified Advertisement Dept., Room 204B  
(M-1)  
King's Reach Tower, Stamford Street,  
London SE1 9LS. Telephone 01-261 5942.

Rate: 45p per word, minimum 12 words.  
Box No. 75p extra, 15% VAT.

Company registered in England. Registered No. 53626. Registered Office: King's Reach Tower, Stamford Street, London SE1 9LS.

3/87

**BESCO LTD T/A**  
**NORTH WEST ELECTRONICS**  
**NEW STOCKS ARRIVING DAILY**

**SPRING BARGAINS**

**DISCOUNT FOR QUANTITY**  
**WORKING TVS AND VIDEOS**  
**ON SHOW**

**H.P. REPOS AND EX. RENTALS**  
**COLOUR TV'S AND VIDEOS**

**Refurbished TV's**

**BUSH T20/T26 £45**  
**G11 ..... £50**  
**PYE KT3 ..... £65**

Others done to order.

**DISCOUNT**  
**FOR**  
**QUANTITY**

EX-EQUIPMENT PANELS  
 NO EXCHANGE REQUIRED

IF	De-	Line	Power	Frame
coder scan				
T20/22 X	14	18	17	14
T26 X	16	20	17	X

ALL PRICES INCLUSIVE OF  
 POSTAGE BUT PLUS VAT  
 CHEQUE WITH ORDER PLEASE

**Annual Clearance**  
**Rock Bottom Prices**

<b>PYE G11 EXC</b>	<b>PYE KT3 .....</b>	<b>£50</b>
<b>CAB. ....</b>	<b>GEC 2213 .....</b>	<b>£30</b>
<b>BUSH T20/26 CH £35</b>	<b>THORN 3000 .....</b>	<b>£7</b>
<b>HITACHI 191 .... £20</b>	<b>GRUNDIG G415/</b>	
<b>FERGUSON TX £65</b>	<b>4206</b>	

Best Stock in  
 Country  
 over 2000 in stock  
 (90% of our TV's  
 Switch on)

<b>GEC 2010 .....</b>	<b>£20</b>	<b>Special Price</b>
<b>PYE 222 .....</b>	<b>£20</b>	<b>Quoted</b>
<b>PHILIPS 550 .....</b>	<b>£15</b>	<b>For Bulk Purchases</b>
<b>BUSH 718 .....</b>	<b>£20</b>	<b>From Source.</b>
<b>BUSH 2 CHIP .....</b>	<b>£8</b>	
<b>GRUNDIG 5010</b>	<b>£10</b>	

**Video**

**SHARPS 7300,**  
**8300, 9300**  
**HITACHI,**  
**VT11,**  
**FERGUSON**  
**3V29**

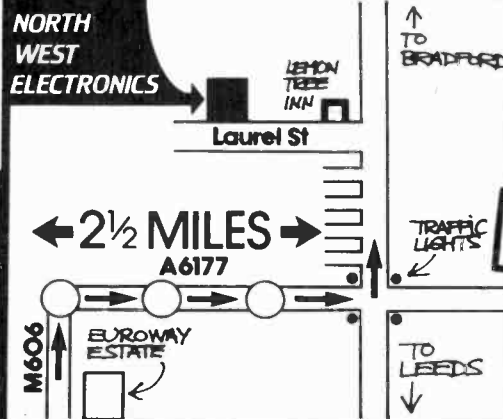
**SANYO,**  
**SONY,**  
**BETA**

**LAUREL STREET, LEEDS ROAD,**  
**BRADFORD, W. YORKSHIRE BD3 9TP.**

5 MINS FROM MOTORWAY

**100's PX**  
**HOOVER JUNIOR**  
**VACS**  
 All models in stock

**Tel (0274)**  
**660995**



**P.X. WASHERS**  
**COOKERS**  
**ETC**

**CASH ONLY**

**OPEN 6 DAYS**  
**SAT 9-5.30**

WE ARE CLOSED DEC 25th  
 & 26th, JAN 1st

# 'BOBS'

## TELEVISION WAREHOUSE

A NEW CONCEPT IN EX-RENTAL T.V. & VIDEO

# WORKING TV & VIDEO

ENGINEERED TO THE HIGHEST  
SPECIFICATION READY FOR  
YOUR SHOWROOM

## NON WORKING

GUARANTEED COMPLETE AND  
UNCANNIBALISED GOOD  
CABINETS AT LOW LOW PRICES  
ELECTRONIC, REMOTE, FRONT  
LOADER VIDEOS

**NAT PAN, JVC, HITACHI,  
TOSHIBA, SANYO, SONY,  
ETC, ETC.**

K30, KT3, G11, TEXT, REMOTE  
AND BASICS


**ITT, GEC, BUSH, JAPS.,  
DECCA, ETC.**

PHONE BOB BEAN ON:

# 0268 728966

AND DISCUSS YOUR REQUIREMENTS

BOBS T.V. WAREHOUSE, 1 Swinbourne Ct, Burnt Mills, Basildon, Essex



### PROTECTIVE COVERS

FOR TELEVISIONS, VIDEO RECORDERS, WHITE GOODS, ETC.

**PERSONALISED WITH YOUR TRADING NAME**

★ All covers made from quilted nylon - now with extra padding for even more protection!

### PERSONALISED VCR PROTECTIVE COVERS

★ Give all-round protection against damage/scratching during transit  
★ Fasten with Velcro fasteners - no dangling mains flexes  
★ Fit all modern VCRs - excluding portables  
★ Allow discreet removal to and fro

Price £7.50 each Pack of 5 £36.25, Pack of 10 - £70

### PERSONALISED TV TRANSIT COVERS

(tea cosy style)

★ No more scratched screens!

Standard Size - £8.50 each Extra large (for monsters!)  
Pack of 5 - £41.25 £9 each Pack of 5 - £43.75  
Pack of 10 - £80 Pack of 10 - £85

**SPECIAL DISCOUNT PACKAGE - 1**      **SPECIAL DISCOUNT PACKAGE - 2**  
2 x Standard TV Covers      4 x Standard TV Covers  
2 x VCR Covers      £38.50      4 x VCR Covers      £74.50  
1 x XLarge TV Cover      2 x XLarge TV Covers

### JUMBO PERSONALISED PROTECTIVE COVERS

(36" x 24" x 24" - for white goods)

£12.50 each      Pack of 5 - £60

WHY NOT BECOME ONE OF OUR MANY SATISFIED CUSTOMERS?

DON'T DELAY - ORDER TODAY!

You'll wonder what you did without them!

**PROMOTE AND PROTECT!**

Just print out your trading name and enclose with your order and cheque/PO to:  
N.F.P.C. Bywell House, 3 Fenham Hall Drive, Newcastle upon Tyne NE4 9UT  
Tel: 091-272 4646

Please allow 21 days for delivery

**WHY NOT LET  
TELEVISION  
SELL YOUR  
PRODUCT**

**RING NOW ON  
01-261 5942**

### B.G. COMPONENTS

T.V. & VIDEO SPARES

We supply spares for most makes including Sony and Fidelity all at competitive prices.

We also stock a comprehensive range of rebuilt C.R.T.'s including Hitachi and Sony.

Open Monday-Saturday.

Hill Street, Oldham OL4 2AG.

061-624 1753.

### GIANT SCREEN TVs VIDEO PROJECTORS

All leading makes available. Large quantities of same lines. New and second hand equipment bought and sold.

J. H. Roche & Co. Ltd.,  
36 Station Road, Wylde, Sutton Coldfield,  
West Midlands B73 5JY.  
Tel: 021 354 2393 (24 hrs).

### TURN YOUR SURPLUS

ICS transistors etc. into cash, immediate settlement. We also welcome the opportunity to quote for complete factory clearance.

Contact:

**COLES-HARDING & CO**  
103 South Brink, Wisbech, Cambs.  
Tel. 0945 584188

★ ESTABLISHED OVER 10 YEARS ★

### PHILIPS VIDEO SPARES

Model VR 2324. Brand new unused includes power supply tuner, timer clock, R.F. panels, cabinet, all electronics only, no mechanism £35 inc VAT and postage.

**EFJAY PRODUCTS**  
13 Placehouse Lane, Old Coulsdon, Surrey  
Phone: 01-684 1665

# SWITCH ON TO PROFITS

WITH

G11 PYE AND PHILIPS 22"	£20	
ITT REMOTES	£35	OFF
G11 TEXT PYE/PHILIPS	£55	THE
KT3	£50	PILE
VIDEOS	£10	PRICES

## ALSO ON STOCK

DECCA 80-100-88-0911 TEXT. PYE 713, 725, 222. ITT CVC 20-23-25-30-32. PANASONIC 26", 85GA, 2205 REMOTE. TELEFUNKEN 8256 REMOTE. SONY 181C, 2022. FERGUSON TX, 3740, 3757, 9000, 9200, 3722 REMOTE. GEC 2242, 2642, 2069 TEXT. TOSHIBA 2095 REMOTE. GRUNDIG 3020-3022 TEXT, 4400 REMOTE, 6610. MITSUBISHI CT200, 2606, REMOTE, 2206. HITACHI 192, 260 REMOTE, 180, 2051, 210. AND MANY OTHER TYPES

MOST OF OUR SETS OFF THE PILE SWITCH ON

**100s AND 100s** OF FULLY WORKING SETS AVAILABLE, ALL SEEN WORKING. CALL & CHECK THEM OUT. STANDARD TYPES 17" TO 26", REMOTES, TEXT. CABINETS ARE EXCELLENT AND READY FOR IMMEDIATE SALE OR RENT.

**VHS VIDEO** ELECTRONIC AND ALL WORKING, GOOD CASES. STANDARD TO FULL 1/R REMOTE CONTROL. BY PANASONIC 2000, 2010, 366, 7200. MITSUBISHI, SHARP, GEC 4001-4108. HITACHI VT9, 8300, 8700. JVC 2200 PORTABLE, 7200, 7300, 7700. AMSTRAD, DECCA DK7200 AND MANY OTHERS.

**2000 SYSTEM** – SWITCH ONS **£20**  
2020-2021-2022. GRUNDIG 2x4 – 2x4 SUPER

**CLEARANCE COLOURS CHEAP 10 SETS £80 AND SOMETIMES EVEN LESS. SLOT METERS AVAILABLE – ASK. ALL PRICES BASED ON QUANTITY. ALL PLUS VAT.**

**GENERAL FACTORS**  
UNION STREET  
DONCASTER, SOUTH YORKS.  
0302-349583

**CASH NO CHEQUES**  
**ONLY 2½ MILES FROM**  
**(AIM) FOR M18-M1**  
**10am to 5pm**  
**MON TO FRIDAY**

**T.V. SPARES, PANELS AND MANUALS**  
PHILIPS · GRUNDIG

**TELEVIEW 01-994 5537**  
194, Acton Lane, London W.4.

## BUSINESS FOR SALE

TELEVISION AND VIDEO SALES and rentals. Excellent leasehold premises with good access in West Sussex town established since 1959. £12,000 plus s.a.v. and rentals. Owner retiring. Box No. 231.

## LINCOLN T.V. & VIDEO REPAIR & RENTAL BUSINESS FOR SALE

Comprising sales shop and workshop, living accommodation over. Ideal trading position, close to city centre. Toshiba and Sanyo repair agency. £30,000 incl. 700 videos.

Full details: Mundy & Co.,  
50 Broadgate, Lincoln.  
Tel. 0522 26447/8.

## METERS

METERS. Reconditioned 10p/50p available from stock. Contact THE METER CO. (Poole) LTD. (0202) 683498.

## AVON METERS

We buy and sell and repair TV coinmeter. Reasonable prices, one year guarantee.

48 Mead Road,  
Stoke Gifford, Bristol BS12 6PT  
0454 776413

## AERIALS

## SATELLITE TV RECEPTION EQUIPMENT



LNB's, Receivers, Dishes, polar mounts and accessories.  
Ku Band feedhorns from £5.99  
'F' Connectors only 0.20  
'N' - 'F' Adaptors only £1.40  
10db line amps only £12.00  
Prices excl. VAT. SAE for leaflets.

**DX**  
ANTENNA

## KESH ELECTRICS LTD.

Main St., Kesh, Co. Fermanagh, N.I.  
Tel: 03656 31449 Tlx: 74712

**MULTI-OUTLET/MULTI-CHANNEL** Installations. Large or small distribution systems. Equipment and/or consultancy by post or on site. Catalogue (full of trade know-how and trade equipment) £1 (refundable). **WRIGHTS AERIALS**, 43 Greaves Sike Lane, Micklebring, Rotherham. (0709) 813419.

## TV AERIAL BOOSTERS

**B45H/G UHF AMPLIFIER** 20db gain, next to the set fitting, battery PP3 or 8V to 14V working £7.70.

**B45H/G VIDEO** as a transmitter (export), or feeding into a aerial system for up to 6 TV's. On channel 36 (variable) Price £10.50.

**DECOUPLED AERIAL SPLITTER** combiner low/loss £3.50.

P&P £1 NO VAT. ACCESS/VISA CARDS WELCOME

**ELECTRONIC MAILORDER,**  
62 Bridge Street, Ramsbottom,  
Lancashire, BL0 9AG.

Free Leaflets – Tel: (070 682) 3036. (24 hr).





# Sabaco

FOR A GREAT DEAL

FOR A GREAT DEAL

## TOP QUALITY TV & VIDEO AT ROCKBOTTOM PRICES

LARGEST SELECTION OF  
8800, 9000, 9200, 9600,  
TX9, TX10, STEREO TEXT  
COLOUR PORTABLES

**T20** NW  
THIS MONTH'S  
OFFER  
20s PRICE  
ONLY  
**£15 EACH**

VHS VIDEOS  
GOOD WORKING ORDER  
3V22, 3V23, 3V29  
PORTABLE VIDEOS etc. etc.

### ALL SETS & VIDEOS OFF THE PILE

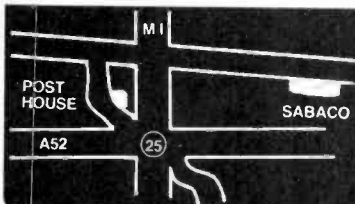
PYE KT30, G11, T20, T26  
JAPANESE & MANY MANY MORE

\*\*\*\*\*  
EXPORT ENQUIRIES WELCOME  
\*\*\*\*\*

**9600** NW  
THIS MONTH'S  
OFFER  
26"-10s PRICE  
ONLY  
**£15 EACH**

OPEN MON-SAT 9.00-5.30  
SUNDAY BY APPOINTMENT  
CASH ONLY - ALL GOODS  
SUBJECT TO VAT & AVAILABILITY  
Send SAE for full price list  
& Special Offers

### PHONE NOW FOR UP TO THE MINUTE COMPUTERISED PRICE & DELIVERY DAYS MAKE YOUR DAY - RING NOW



ENGLAND (HEAD OFFICE)  
SABA HOUSE  
46a DERBY ROAD  
SANDIACRE  
NOTTINGHAM 0602 397555

SCOTLAND  
75 ROBERTSON STREET  
GLASGOW  
041-221-2146



FOR SALE

### SERVICE and SELL WITH CONFIDENCE

## SHARP & GRUNDIG

### PARTS ARE FAST FROM WILLOW VALE

*The manufacturers who care about Service*

30,000 + different stock parts

24 hour despatch

Over 95% 'first pick' supply ratio from stock

Willow Vale's comprehensive parts listings for Sharp and Grundig products make ordering and identification easy.

Contact the Sole UK Parts Distributors and find out what SERVICE is really about.

### Willow Vale Electronics Ltd

11, Arkwright Road, Reading, Berks. RG2 0LU.

Telephones: 0734-876444 (24 hours) 8 lines  
Telex: 848953 Willow G  
Faxline: 0734-867188

also at:  
Enterprise Park, Reliance Street,  
Newton Heath, Manchester 10  
Telephones: 061-682-1415  
Faxline: 061-682-9031

Please send me your comprehensive Sharp, Grundig spares catalogues together with wallcharts of the other spares you stock: (TRADE ONLY) I enclose 50p stamp for postage.

Dealer/Engineer: \_\_\_\_\_

Address: \_\_\_\_\_

Postcode: \_\_\_\_\_

2

## DEVONICS

### 2 YEAR GUARANTEE

Inline Tubes	
Up to 20"	£43
22"	£45
26"	£46
Sony	+ £15
Bonded Coil	+ £5
30 AX (540X)	+ £5
Delta tubes	from £28
Mono Portables	from £15

### FREE SIXTH TUBE

For every five rebuilt colour tubes bought at list price we will supply a further tube valued up to £46 free except for the cost of delivery and exchange glass if necessary. No time limit. Or ask for contract rates. All plus carriage and VAT

2A BARTON HILL ROAD, TORQUAY TQ2 8JH.  
or ring John Hodges on 0803 33035.

### JAPANESE TELEVISIONS FOR SALE

PRE USED 14"/22"

For details:

Phone: 0484 863489

### DEALERS

We have vast quantities of working Thorn 9000 CTVs with excellent tubes from £30. Also working VHS videos from £80

TEL: 01-729 3356

OFFERS INVITED for complete tube re-gunning plant and equipment. Box No 232.

2 SETS OF FULLY RECONDITIONED tube re-gunning plants for sale. Training provided. From only £3,995. Tel. 0582-410787.

LEADER LCT 910A C.R.T. Tester rejuvenator one year old, still boxed £150. Tel. (Weston) 0934 417441.

EX HOTEL 16" colour TVs for sale. Tip top condition quantities available. Tel. Oxford 711966.

### SERVICE SHEETS

#### TECHNICAL INFO SERVICES (T) - 76 Church St., Larkhall, Lanarkshire ML9 1HE.

World's Sole Publishers of Comprehensive TV/Video Repair Manuals & Largest Known Stockists of Service Manuals and Service Sheets for all kinds of equipment both British and Foreign from 1935 to latest issues.

MAIN STOCKIST OF ALL HEINEMANN-NEWNES TECHNICAL BOOKS  
DELIVERY BY RETURN FULL LIST ON REQUEST

Big Catalogues of thousands of Service Sheets & Manuals + Chassis Guide + £4 Vouchers - saves time and expense £3.

Any published single service sheet for £2.50 + Isae except ctv/mus-c/combis from £3.50 + Isae. A selection from our stocks of thousands of Service Manuals ready for despatch by return post. Any Sony: Hitachi ctv from £9.50. Thom 3000/3500 £9.50. Thorn 8000/8004/8500/8600 £9.50. Philips G8 complete £9.50. Decca 30/31 £8.50. Ferguson/JVC 1st video £19.50 or 3V00 types basic manual £19.50. Any Finlandia: Tyne CTV £9.50 each. Rank A823 complete £9.50.

COMPREHENSIVE PRACTICAL TV REPAIR MANUAL £9.50 PRACTICAL RADIO SERVICING & REPAIR COURSE £9.50  
THE 12 TUNBRIDGE TV REPAIR MANUALS ONLY £99 THE 5 MCCOURT TV REPAIR MANUALS ONLY £55  
ANY SET OF 5 INDIVIDUAL TV VIDEO REPAIR MANUALS FOR £12.50 OR ALL 3 SETS (15 MANUALS) FOR £36.

#### UNIQUE COLLECTIONS OF CIRCUITS, LAYOUTS, ETC. . . . FANTASTIC VALUE

British ctv from hybrids to modern (3 binders) £60 (2off) Videos, all types (3 binders) £58 . . . any 1 for £22  
Mono TV (2) £40 Foreign ctv (2) £38 Domestic Eqpt (2) £38 Portable British ctv (1) £22 plus VAT.

#### COMPLETE REPAIR SYSTEMS . . . huge savings from published prices

British ctv 4 binders of Circuits plus 7 Repair Manuals plus ref books, etc. for only £140  
Foreign ctv 2 binders of Circuits plus 4 Repair Manuals, etc. for only £70  
Videos 3 binders plus 15 individual Repair Manuals cover all the commonest models for only £90  
Complete Integrated T.V. Repair System only £250 or in 12 sections at £25 per section.  
Contents: 8 binders of circuits/17 Repair Manuals/dozens of other manuals . . . Any new publications from us within 1 year of ordering 1st section will be added at no extra charge. No VAT on Systems

NEW 1987 British CTV Repair Manuals for £8.95 NEW. NEW Repair Manuals for Spectrum with circuits only £5.00 NEW. NEW Collection of 20 Hoover's W/Mc circuits £8.95 NEW. NEW Domestic Equipment Repairs & Servicing £14.95 NEW.

Repair data/Circuits/Service data almost any individual mono tv £12.50 basic ctv £12.95 video £10.50

LSAE BRINGS ANY REQUESTED QUOTATION - FULLER DETAILS - FREE MAGAZINE - PRICE LISTS ETC.  
PHONE 0698 884585 Mon-Fri before 5pm or 0698 883334 any other time - FOR FAST QUOTES

### TELEVISION SERVICE SHEET SPECIALISTS

Thousands of British, European and Japanese models in stock.

Colour £3.00 Mono £2.00

Manual prices on request.

All our prices include post and packing costs.

Send stamped envelope for free catalogue and any enquiries.

SANDHURST TV SERVICES (MAIL ORDER)

57 High Street, Sandhurst, Camberley, Surrey GU17 8HB.

### GERMAN SERVICE SHEET SPECIALISTS

Our connections are world-wide. We furnish any kind of German, European and Japanese service sheet or manual. Thousands of different sheets and manuals in stock. For any enquiries:

DÖNBERG ELECTRONICS  
Schoolmasters House, Rannafast,  
Co. Donegal, Republic of Ireland.  
Phone: 075 48275

### SERVICE DATA-UK VCR & CTV

Circuits + layouts or complete manuals  
Comprehensive lists inc. £1.00 Voucher  
redeemable on first purchase. Send 50p  
Cheque or P.O. (No SAE required)  
DATA-GO, 112 Ameyford Road,  
Ferndown, Dorset BH22 9QE

### MISCELLANEOUS

## PICTURE TUBE REPAIR EQUIPMENT BMR 90

Versatile and reliable. Although many things have become cheaper, picture tubes are still expensive. So utilize tubes fully by using our new generation machine.

· Regenerates picture tubes even better · Also IN-LINE · Removes short-circuits, even between cathode and filament · Measures beam current, emission current, life expectancy, etc.

can pay for itself in 4 weeks, if you are not using BMR 90  
you are making less profit than you could.

Sole Agents BLENDOWN LIMITED, 34 Glan-y-Mor Road,  
Penrhyn Bay, Llandudno, Gwynedd, Wales. Tel. (0492) 49246



## The Theory and Practice of PAL Colour Television in three important Video Cassette Programmes

Part 1.

The Colour Signal

Part 2.

The Receiver Decoder

Part 3.

Receiver Installation



VHS★★★V2000★★★

BETAMAX★★★UMATIC



For full details telephone  
0253 725499 (Day)  
0253 712769 (Night)

Or send for precis details  
FLINTDOWN CHANNEL 5  
339 CLIFTON DRIVE SOUTH,  
LYTHAM ST ANNES FY8 1LP  
(enclosing this advert)

NAME .....  
ADDRESS .....  
TEL:.....

SOLE SUPPLIERS TV/VIDEO Repair manuals/circuits, 1000s s/manuals supplied by return. S/sheets £2.50 except CTV/m.centres/stereos £3.50. LSAAE with every order/query please brings free price list/magazine inc s/sheet - or phone 0698 884585 (883334 outside business hours) TIST, 76 Church Street, Larkhall, Lanarkshire.

### WANTED

#### TELEVISION/VIDEO ENGINEER

Television/Video Engineer required with full City and Guilds. Must be prepared to work unsociable hours in a very interesting industry. Minimum of 5 years experience in Television Industry essential.

Tel. 01-908 6377.

### WANTED

Ex RENTAL COLOUR  
TVs - ANY QUANTITY  
QUICK COLLECTION

Phone 0742 312832  
(Sheffield)

IN STRICTEST CONFIDENCE

#### SURPLUS/REDUNDANT ELECTRONIC COMPONENTS WANTED

I/Cs - Tuners - Transistors - Valves - Diodes etc. any quantity considered - immediate payment.

ADM Electronic Supplies  
Tel. 0827 873311.

WANTED MACDONALDS or similar radio TV servicing books by student engineer. 1970 onwards. Derby 383442.

CASH PAID now for your surplus TV spares, transistors, I.C.'s etc. Tel. MR. FORSHAW, 0902 29022.

GOLD PLATED SCRAP WANTED. Scrap edge connectors, circuit boards, anything considered. Contact P & F TURNER & SONS, Tel. Oxford (0865) 510293.

WANTED Video's, portables, colour TV etc. Any quantity. Immediate collection. Cash paid. Tel. Stoke on Trent 416401.

SERVICE MANUALS. Thorn TX9, TX10, TX90, TX100. Macdonalds 1980 onwards. Tel. 0761 416245.

# AUDIO VISUAL SERVICES

## special announcement

**DO YOU REQUIRE FULLY REFURBISHED VHS VIDEO?**

If so, read on . . .

**READY FOR RESALE – VHS RECORDERS FULLY SERVICED**  
(ie new belts, clutches, heads)

ALL MACHINES SUPPLIED TO A VERY HIGH STANDARD COMPLETE WITH INSTRUCTIONS AND LEADS AND REMOTES. EVERYTHING YOU NEED INCLUDING OUR OWN FULL GUARANTEE (delivery to any UK destination)

MECHANICALS

ELECTRONICS

Makes include

Thorn · Hitachi · Sharp · Panasonic · Philips · Akai · Mitsubishi

Please note we do actually keep the above stock, we do not just advertise it.

**FOR A NO FUSS SERVICE, CONTACT:**

**DAVE on HIGH WYCOMBE (0494) 26852**

### VIDEO SPARES

STOCK ITEMS DESPATCHED SAME DAY ACCESS & VISA WELCOME

#### VIDEO HEADS

Universal VHS Heads .....	£29.95
Hitachi, Ferguson, JVC, Akai, Panasonic, etc (Most Models) .....	£35.00
Sharp, VC2300, VC7300, VC8300, VC585 (original) .....	£47.50
Sharp VC6300, VC381, VC383, VC386, VC388, VC9300, VC9500, VC7700, VC7750, VC481, VC482 (original) .....	£44.00
Sony SLC5 C6, C7 (original) .....	£42.00
Sony SLC5 C6, C7, SL3000, SL8080, SL8000 .....	£34.50
Sanyo VTC9300, VTC5000, VTC5150, VTC5300, VTC5400 (original) .....	£49.50
Toshiba V9600 .....	£39.60

#### VIDEO MOTORS

<b>Drum Motors</b>	
Ferguson/JVC 3V00/3V22 etc (Mechanical Models) .....	£29.00
Sharp VC9300 etc .....	£24.00

#### Reel Motors

Sanyo VTC5000, VTC5150, VTC5300, VTC5400 .....	£10.50
Sharp most models .....	£15.00

#### Capstan Motors

Ferguson/JVC 3V00/3V22 etc (Mechanical Models) .....	£29.00
Sharp VC9300, VC9500 etc .....	£24.60
Hitachi VT11, VT33, VT14, VT17 .....	£25.00
Hitachi VT8000, VT8300, VT8500, VT9300, VT9300 .....	£35.00
Sony SLC5, SLC7, (B.H.F. 11000) .....	£37.50

#### BELT KITS

Most models .....	£3.50
Sanyo VTC 5000 .....	£1.00
Sanyo VTC 9300 .....	£3.75
Ferguson 3V31, 3V35, 3V36 .....	£1.95
Fisher 3VBS 7000 .....	£4.50

#### PINCH ROLLERS

Sony, Panasonic, JVC, Ferguson, Akai, Sharp, Sanyo, Fisher, Hitachi, Mitsubishi, (Most models) .....	£5.95
--	-------

#### IDLER ASSEMBLIES

Sharp (most models) .....	£2.90
Hitachi VT11, VT33, VT14, VT17 .....	£5.50
Hitachi VT9300, VT9500 .....	£6.50
JVC/Ferguson take up clutch 3V00/3V22 etc (Mechanical models) .....	£6.50

#### VIDEO LAMPS

Universal cassette lamps suitable for most videos .....	50p
Cassette lamps suitable for Panasonic, Sharp videos .....	£1.95
Cassette lamps complete with plug for Ferguson/JVC videos .....	£1.75

#### IDLER TYRES

A range of idler tyres is available in different sizes all priced at £1 each. These tyres can be fitted on idler assemblies instead of replacing the whole idler assembly making a considerable saving. Please state size of tyre in millimetres and make and model of video.

#### OTHER SPARES

IC STR6020 modification kit for Hitachi CPT1471/1473 etc .....	£5.95
HM 6251 Frame output module .....	£5.50
BU208, BU500 .....	£1.25

Please add 75p per order for P&P and all prices + 15% VAT

**A-Z ELECTRICS**

174 Kettering Road, Northampton NN1 4BE. Tel: (0604) 24380

### BOOKS AND PUBLICATIONS

#### Ku BAND SATELLITE TV THEORY, INSTALLATION AND REPAIR

This 358 page manual is an updated version of the best seller "The Home Satellite TV Installation and Trouble Shooting Manual", by Baylin and Gale USA. Covers uplinks, footprints, dish theory, site survey, installation and adjustment, descrambling, cable TV, even includes a computer program for finding your satellite £23.



Also available ex-stock:  
Satellite and Cable Scrambling and Descrambling, 256 pages .....

Home Satellite TV Installation Videotape, 40 minutes. VHS PAL .....

Satellites Today. A concise guide by Frank Baylin, 163 pages .....

Hidden Signals On Satellite TV. All those hidden subcarriers, telephone channels, teletext, teletext by T. Harrington, 234 pages .....

Price includes P&P, overseas customers add £2 extra per item for Air Mail.

Pay by cheque, ACCESS MASTERCARD, or COD  
J. VINCENT TECHNICAL BOOKS,  
24 RIVER GARDENS, PURLEY, READING RG8 8BX.  
TEL: 0734 414468 (Answerphone)

PLEASE  
MENTION  
TELEVISION  
WHEN  
REPLYING  
TO

ADVERTISEMENTS

MACDONALDS RADIO & TV SERVICING BOOKS, NEW 74-75, 75-76, 76-77, 77-78, 79-80, 80-81, 82-83, 83-84, 84-85, 85-86, 78-79 and 81-82 OUT OF PRINT

Macdonalds Price	£24.55
OUR PRICE	£23.00
Two or more	£22.00 each
Full set of 10	£199.00

**85-86**  
NOW  
AVAILABLE

Prices include delivery

U-VIEW, 29 Warmsworth Road,  
Doncaster, Yorkshire DN4 0RP.  
Tel. 0302-855017. Callers ring first

# Kent Ledgerwood Wholesale Ltd

## UK MARKET

### **COLOUR TELEVISIONS**

*TX9 and TX10 Models available.  
Some with Stereo Sound including  
Portables, Remote and None  
Remote.*

### **VIDEO CASSETTE RECORDERS**

*Quantities of Electronic Models of  
All Makes. With and Without  
Remote Control.*

**BUDGET PRICE  
MECHANICALS STILL  
AVAILABLE**

## EXPORT MARKET

### **SPANISH CUSTOMERS**

**PLEASE CONTACT OUR DEPOT  
IN ALICANTE**

**TEL: ANTONIO GRANDE  
65 843654**

### **OTHER MARKETS**

**CONTACT OUR EXPORT DEPT.,  
MR KENT AT  
BRADFORD (0274) 665670**

**TELEX: 517739 KLWLTDG**



**BRADFORD  
TRITEL TV  
1043 Leeds  
Road  
Thornbury  
Roundabout  
BRADFORD  
Tel: 0274 665670**

**LEEDS  
TRITEL  
DISCOUNT  
STORES  
Long Row  
Horsforth  
LEEDS  
Tel: 0532 590252**

**SCOTLAND  
TRITEL TV  
Unit 4  
Peacock Cross  
Industrial  
Estate  
Burnbank Rd  
HAMILTON  
Tel: 0698 282141**

**LONDON  
UNIT E1,  
Waterloo Road,  
Staples Corner,  
London NW2.  
Tel: 01 208 2063**

## **SPARKWORLD LTD.**

**THE SOUTH WEST'S  
NO 1**

**In Ex-rental TVs, Videos  
and Graded White Goods**

**New Stock arriving  
all the time**

**Give us a Try  
and we will give you  
5% Discount  
on your first order  
with this advert.**

**TEL: 0626 55294**

**Unit 3, Brunel Buildings  
Brunel Road, Newton Abbot,  
Devon TQ12 7PB.**

## **N.G.T. COLOUR TUBES**

*First Independent Rebuilder with  
B.S.I. CERTIFICATION*

**DELTA - IN-LINE - PIL - BONDED YOKE**  
including  
AXT Series, DZB series 20AX - 30AX  
A56 610/67 610 series, A51 570/580/590X  
A51 161X, Sony types etc.

- ★ Rebanded with new adhesives
- ★ Excellent high voltage clean-up
- ★ Accurate alignment of Gun and Yoke for optimum convergence

**N.G.T. ELECTRONICS LTD.,  
120 SELHURST ROAD, LONDON SE25  
Phone: 01-771 3535.**

*25 years experience in television tube rebuilding.*

## **IRISH T.V. DEALERS (PLEASE NOTICE)**

**LARGE SELECTION OF IN-LINE UHF/VHF DECCA, DORIC, FERGUSON,  
PHILIPS & BUSH, WORKING COLOUR SETS. CABINETS RESTORED TO A1  
CONDITION. PRICES START FROM PILE @ £50 INC. VAT. B/W @ £25. ALSO  
IN STOCK RE-GUN TUBES & VIDEO HEADS.**

**(EXPORT SPECIALISTS)**

**T.V. TRADE SALES  
E.D.I. HOUSE  
KYLEMORE PK. WEST  
DUBLIN 10. (Off Naas Road).  
Tel: 01-264139/263517**

ALSO

**T.V.T.S.  
CLOVER PLACE  
COLLEGE ST.  
KILLARNEY.  
Tel: 064-33655**

**BONA FIDE DEALERS ONLY SERVED**

## INDEX TO ADVERTISERS


ADM Electronics Supplies	364
Aerial Techniques	339
Alberice Meters Ltd.	345
Alcon Instruments Ltd.	352
Alston - Barry Satellite Services	349
AI Electronics Ltd.	347
Apollo	357
ASJAA International Ltd.	353
Audio Visual Services	365
Avon Meters	362
A-Z Electronics	365
Beindown Ltd.	364
Besco Ltd.	360
B.G. Components	361
B.K. Electronics	302
Bob's Television Warehouse	361
Boiten Ltd.	354
Bull, J & N Electrical	307
Carter, John (Electrical) Ltd.	348
Cetel	353
Central TV & Video Wholesalers Ltd.	343
Centrevision	357
Chromavac Ltd.	306
Coles Harding & Co.	361
Crewe Wholesale TV	352
Crickwood Electronics Ltd.	345
Crofton Electronics	306, 350
Cullum TV & Video	359
Devonics	363
Display Electronics Ltd.	357
Donberg Electronics	364
East Cornwall Components	308
East Croydon Discount Electronics	350
Economic Devices	332, 333
Eljay Products	361
Electric City	349
Electronic Mail Order	362
Euro-Sat	359
Flindown Channel 5	364
Ford, Frank	354
Garton, D & G	364
General Factors	362
G.G.L. Components	304
Grandata Ltd.	350
Halton TV Trade Disposal	358
Hilliers	359
Hockley Discount Televisions	356
Hussain Central T.V. Ltd.	303
ICS	305
I.T.V.C.	359
Junction 11 T.V. Trade Disposals Ltd.	356
Kent Ledgerwood Wholesale Ltd.	366
Kesh Electrics	362
London Electronics College	313
LRC (Spares) Ltd.	346
Manor Supplies	Cover II
Mantel	355
Micro-X Ltd.	314
Monolith Electronics Co. Ltd., The	306
Montana Mail Order	351
Mundy & Co.	362
N.F.P.C.	361
N.G.T. Electronics Ltd.	366
North East Satellite Systems	351
Papworth Transformers	367
Powell, T.	305
Pro-Vision	345
P.V. Tubes	298, 299, 300, 301
Quick Save T.V. Spares	344
Riscomp Ltd.	313
Roche, J.H.	361
Sabaco	363
Sandhurst TV Services	364
Simple Service	355
Sendz Components	348, 368, Cover III, Cover IV
Southside TV	349
Sparkworld Ltd.	366
Starlite Electronics	358
Stewart of Reading	355
Taylor Bros. (Oldham) Ltd.	346
Technical Information Service	364
Telepanels	357
Tele-part	305, 356, 367
Teletraders	356
Televideo Services	345
Television	362
Tidman Mail Order Ltd.	353
Trent Tubes	358
TVS Trade Services	352
T.V. Trade Sales	366
Universal Electronic Distributors	351
Universal Semiconductor Devices Ltd.	354
U-View Tubes	365
Vacuonics Ltd.	355
Vincent, J. Technical Books	365
Wellview	357
Willow Vale Electronics Ltd.	363
Wittsgrove Ltd.	358
Wizard Distributors	358
Wooddale Components	358

## SPECIAL OFFER

pre-publication price only £8.95

# Newnes Television and Video Engineer's Pocket Book

by Eugene Trundle



An invaluable reference source for practitioners in 'entertainment' electronic equipment - in all its guises. The wide-ranging text covers TV reception from VHF to SHF, display tubes, colour camera technology, videorecorder and videodisc equipment, videotext and hi-fi sound (with picture) systems. Without neglecting the basic theory, the emphasis is on modern equipment: frequency-synthesis tuning, satellite-dish head-ends, single-tube colour cameras, Video 8 tape format, depth-multiplex sound and digital servo systems. A long chapter describes test instruments, fault-finding and repair techniques, illustrating the points made with off-screen photographs.

To order, send a cheque or postal order for £8.95 to Paul Richards Books, 28 Boscobel Road North, St Leonards-on-Sea, East Sussex TN 38 0NZ. Mail order only, no callers.

Save £1 off publisher's price. Offer closes April 6.

## TV LINE OUTPUT TRANSFORMERS

PRICES INCLUDE VAT & CARRIAGE

DECCA		PHILIPS	
CS1730 1733 colour	9.00	G8 & G9 series colour	8.00
CS1830 1835 colour	9.00		
'30' series Bradford colour	9.00	PYE 368, 169, 569, 769 mono	8.00
80 series colour	8.00	725-741	8.00
100 series colour	8.00	REDIFFUSION Doric Mk.3	10.00
KB - ITT		PAPWORTH TRANSFORMERS	
VC200 VC205 VC207 mono	8.00	80 Merton High Street, London SW19 1BE	
CVC5 CVC7 CVC8 CVC9 col.	9.00	01-540 3955	
CVC20 series colour	8.00	Delivery by return of post.	
CVC30 CVC32 series colour	8.00		
CVC45	8.00		
FT100 FT110 state p/no.	10.00		

Barclaycard and Access welcome

24 hour answering service

REWIND SERVICE

WINDINGS

<b>RANK</b>	<b>BUSH</b>	<b>MURPHY</b>
T20a T22, T26 Pri & Sec		6.00
Z718 primary slate 18" or 22"		6.00
Z718 EHT overwind		8.00

<b>SOVEREIGN FARA</b>	<b>£15.00</b>
14" colour overwind	

<b>ULTRA THORN</b>	
1690-1691 EHT overwind	7.00
Waltham 190 EHT overwind	6.00
1590 EHT overwind	6.00

Open Mon.-Fri. 9 to 5.30 pm

EMCO - EUROSONIC - GRUNDIG - TELETON + ALL BRITISH MAKES ETC. ETC. ● ALL SPARES READILY AVAILABLE ●

## IMMEDIATE CREDIT AVAILABLE - TRADE ONLY

If you are a trader simply phone for the part you require and we will send it - no quibble - no hold up for status check. Satisfy us over the phone that you are a trader and we will supply almost any TV component by return "off the shelf", e.g. LOPTZ - EHT trays - droppers - OSC coils - switches - cans - smoothers - I.C.'s, etc. etc.

**YOU CAN BE 95% SURE WE CAN SUPPLY ANY TV COMPONENT BY RETURN IF YOU NEED SPARES FAST - RING NOW!**

ACCESS AND BARCLAYCARD ACCEPTED.

Applies to U.K. only.

**TELEPART (WTON)**

32 TEMPLE STREET, WOLVERHAMPTON (0902) 29022





# SENDZ COMPONENTS

TO ORDER SEE BACK PAGE

<b>Thorn Spares</b>		K35 Decoder £8	K35 Sound OP £4	K35 Split Diode £10.00	K35 IF £5	Fidelity Tube Base with transistor & focus pot £1.50	Busch Tube Base on panel £1.00	Line Transformers	Thorn 1690 LOPT £6.50	2 J/Pots 3.500 1 off each type £3.00	G8 Trans. Philips £7.00	G11 Split Diode £12.00	CVC820 Split Diode ITT £10.00	Thorn B-W AD5308F + Stik + Lead £1.50	1690 Thorn EHT over-wind with diode lead & anode cap £2.50	GEC 2140 £3.00	GEC 2140 £3.00	Mullard AT 2036 £1.50	Pye 169 Line Trans £3.00	Pye mono T704A £3.00	Split Diode Trans £7.00	GEC 20 AX Rank Z522 £3	Rank L.O.P.T. Z970 £3	CVC20 ITT £3.50	AT380/15 £5.00	CVC30 ITT £5.00	CVC32 Line Tran £6.00	CVC80 Line Trans £6.00	CVC40 Slip/Diode £12.00	CVC 45 £5.00	GEC Portable G10T2041 £3.00	GEC Portable G10T2046 £3.00	EHT Split Diode Leads ITT £1.00	3500 L.O.P.T. & HT Trans each £2	L.O.P.T. Rank Z763 £5	K35 Split Diode 3122/13835930 £7	<b>Black Triplers</b>	S.T.C. Universal Tripler £5.00	11 TTT £2.50	11 TGA £2.00	ITT CVC 5-8-9 £3.50	Rank T25LE Tripler £2.00	Rank ITTCP A823 £3.50	TU 25 30K Rank £3.00	11 H.E.Z. Rank £4.00	G9 Phibs £4.00	GEC 2110 £4.00	3500 Thorn £3.00	8500 Thorn £4.00	9000 Thorn £6.00	9500 Thorn £4.50	9600 Thorn £4.00	2040 GEC £3.50	GEC TVM25 Tripler £5.00	Universal Tripler £5.00	G7 Tripler £5.00	Green Tripler with focus pot £6.00	CVC 825 ITT CVC 20/25/30/32 £3.50	Decca 80 100 £4.50	Grundig 1VK 52 £2.50	HTBO Pye 731 £3.00	HTTY £4.00	D22 for Pye 18" colour portable £4.00	LP 1193/63 £4.00	BG 100/41 £3.25	ERO Tripler print type with focus P07 BG 2087 £5	Text ultrasonic rec' panel £14.00	12.4V 20 for £5.00 200 for £25.00	GEC 8 touch unit assy complete with all I.C.'s + pots £4.00	G11 Transformer 50p	G11 E. W. coils £1.00	G11 Transient Suppressors 245V 20p	G11 Scan Coils £5.00	G11 100K tuner pots 12 for £1	KT3 IF panel £6 (0)	KT3 line OSC transformer £1	KT3/K30 infra-red receiver head £1	K30 drawer unit with IC's (home) £10	K30 drawer unit with IC's (export) £10	KT3 AE Sockets 50p	KT3 receiver panel 50p	KT3 line driver transformer £8	Pye, K30, GEC, etc. Pre-mains stand-by switch £1	Decca 80/100 IF panel £5	NPN PNP 80V 6 Amp TO66 O.P. Trans pair 25p	5 button touch tuner BBC/2 ITV/2 video with ie SAS 560T/570T £7.00	Control panel 5 sliders + mains lead £1.50	G11 8 touch button unit replaces old P.B.U. £24	Tube base + base unit for 820 Euro chassis £4.00	GFC Line O/P Trans. & Rec Stick for Portable £3.00	CVC 20/25/30/35/40 decoder panel £10	CVC 20/25/30/35/40 decoder panel (untested) £5	CVC 40/45 IF panel £5	40K Transducer 50p	PHILIPS NE511N £1.20	LM337M Reg. 30p	20 GEC Black Spark Gaps £1.00	KT3 Front Panel Control Assy. £2.50	BTW 30/50 50p	<b>TELETEXT DECODER</b>	I.C. SAA 5051 K30 3 for 8p	I.C. SAA 5042 £3	I.C. SAA 5030 £3	I.C. SAA 5025 etc £8.00	International Rectifier EHT Diodes 6770HV134 6KV 3 for 8p	6A/600V Stud Diodes £3	6A/1000V Stud Diodes 25A473 PNP C/P 10p	Rank T20 Z136 Panel £6	NEW 1617 THORN Chassis with ICs & AU113 £5.00	NEW GEC 20AX Power Supply Switch Mode £12.00	Complete new GEC portable chassis M120H/M1501H with P.B.U./v.cap/LOPTI £10	Field + Jungle panel for GEC 3133/3135 £1.50	GEC 2110 line panel with transformer £7.00	GEC 2110 tuner unit + IF Panel £12.00	Pye/Chelsea Line on panel £12.00	Pye 205 T/unit £3.90	Pye 205 Line on panel £7.50	Pye 713 IF panel and tuner £7.00	Pye 713 Chroma £10.00	Pye/Chelsea Timebase panel with LOPTI £10.00	Pye 731 Frame Panel £5.00	Pye 731 Convergence Panel £5.00	Pye 731 Chroma £10.00	Pye 731 IF panel + tuner £10.00	Pye CDA/205 panel £6.00	GEC portable chassis + LOPTI 2114 New £4.00	Thorn 1613/1713 chassis 9.75	G9 Power Panel £6.00	Mono RANK Chassis 127A NEW £10.00	NEW G9 Frame Panel £4.00	NEW G11 IF Panel £10.00	G8 Tuner Unit + Panel £4.00	G8 Power Supply £5.00	G8 6 Sloping PBU £8.00	G8 IF + Chroma £6.00	G8 Chroma £3.00	22/1000 £2.00	1/250AC £2.00	1/100 £1.00	1MFD-250AC £2.50	1/100 x 10 £3.00	22/100 £2.00	4.7M/100 £2.00	2000/100 £2.00	4700/100 £2.00	47/160 £1.00	300.300/300V £8.00	800/160 £8.00	1/250 Pulse £5.00	2.2 250V £5.00	3n3/250 A.C. £2.00	33/250V £2.00	39/250V £2.00	4n7/250 tested 5KV 15p	22/250 £2.00	47/250 £2.00	100/250 £2.00	G11 470/250V £1.75	GEC 6000/250 £1.00	700/250 £1.00	300 + 300 MFD 350p £1.00	800/250 £2.00	32/300 £2.00	4/350 £2.00	8/350 £2.00	4.7M/350p £2.00	33/350 £2.00	220/350 £2.00	300/350 £2.00	400/350 £2.00	10/375 £2.00	22/375 £2.00	220/385 (ITT) £2.00	330/385 CVC 820HT £2.00	0.1/400 £1.50	KT3 E/W 39/400 £1.50	56K/400p £2.00	4700p/400 £2.00	22/400 £2.00	8/400 £2.00	33/400 £2.00	400/400 £2.00	39K/400V £2.00	220/450 £2.00	47/500 £2.00	0.1/600 £2.00	0.1/1200V wire end £2.00	0.1/450 A/C wire end £2.00	22/1000 £2.00	0.047/1000 £2.00	0.01/1000 £2.00	0.1/1000 £2.00	47/1000p £2.00	47/250V A.C. £2.00	.001K/1250 £2.00	0.0047/1500 £2.00	.005/1500 £2.00	0.05/1500 £2.00	1n8/1500 £2.00	2n0/1500 £2.00	2n2/1500 £2.00	0.01/600 £2.00	G11.8200/2KV £2.00	0.1/2KV £2.00	3n9/2KV £2.00	0.0015/2KV £2.00	6n2/2KV £2.00	2n2/2KV £2.00	470p/4KV £2.00	750p/2KV £2.00	4n7/2KV £2.00	8n2/2KV £2.00	0.0082/2500 £2.00	150/3500 £2.00	1800/4KV £2.00	4.7n/5KV £2.00	170/8KV £2.00	1800/8KV £2.00	210/8KV £2.00	1000/10KV £2.00	47/100V £2.00	CVC 20-25-30 Mains Switches £30	Infra Red and Ultrasonic G11 Teletext Decoder Panel £30	RANK & ITT Mains Remote On-Off Switch (720R) £1.50	RANK & ITT Mains Remote Switch 2865 ohm £1.50	RANK & ITT Remote Switch 2800 ohm £1.50	G11 Mains Switch 50p	4 amp Mains Switch 25p	GEC Mains Switch 4 amp 30p	KT3 Mains Switch £1.00	THORN Rotary Mains Switch 50p	G8 Mains Switch 75p	G11 Preh Red LED P/Button for C.H. Change 20p	RANK TOSHIBA Transducers TPC-2011 20p	Mains Switch ITT Long Type TAG 75p	Mains Switch Philp Long Type TAG 75p	Mains Switch GEC Long Type TAG 75p	Thorn 12 or 24 volt battery convertor for portable colour TV £6.00	2044 Chassis Fidelity Mains Switch (4 TAG) 60p	250V/4A White Lorlin Mains Switch 60p	KT3-K30-K35 Full Remote Mains Switch (6 TAG) £1	Tube Thermpath 167 £1.00	Rank Secam Decoder Panel UHF & VHF £5.00	T115A £13.00	<b>Multi-Caps</b>	220 MFD Sprague 385V 50p	350V 300M + 300M £1.00	400V 400M 60p	350V 400M 60p	Thorn 3500 £7.50	175/100/100/350V £1.00	KT3/200/25/25/385V £1.00	200 + 200 + 75 + 25M 325V £1.00	300 + 300 + 150 + 100 + 50MFD 350V £2	G11 CAP 470/250 £2	47/220/350V 60p	150V/150/100/100/100/320V £2.00	2500/2500/63V 50p	150/200/200/300V 70p	300/100/100/16/275V £1.50	100/200/325V £1.50	150/150/100/375V £4.00	200/200/75/25M 325V £1	300/300/100/32/32/300V 2.00	1500/2000/30V 50p	150/150/100/100/320V £2.00	100/350 + 300/200/100/16/275V £2.00	225 + 25/380 GEC 70p	200/100/100/350V £1.50	500/500/25V 50p	150/150/100/300V 75p	200/150/100/300V 1.00	ITT 8 and 6 Push Button £1.00	Pye 725 LOPTS £5.00	Pye 731 LOPTS £5.00	Thorn 8500-8800 LOPTS £5.00	CMD 800 Chassis. No tuner £20.00	CMD 800 Decoder £8.00	60P 574 30p	BSS 38 30p	G11 1 L.C. Receiver Panel £1.50	3 L.C. Power Supply G11 Full Remote Receiver Panel £3	FET Power VN88AF 50p	PHILIPS SBC 469 Stereo Microphone £23.00	Meters Hills 520 £17.00	Meters Hills 420 £15.00	<b>Infra Red Hanset Tester</b>	Works at 24 feet - Sound repeater £8.00	Works off 9 volt battery £8.00	Fits in top pocket.	<b>Repaired Handsets</b>	Philips K4-K35, RC5350-RC5300, RC5370, RC5375, repaired same day £10.00	RC4001 Full Remote KT3 K30 Teletext Handsets exchanged £9.00	GEC Full Remote Infra-red, 1983 models £35.00	Timers, 60 mins, small £1.00	G11 Touch Unit Full Remote £13	G11 Ultrasonic Teletext Handset £24.00	8 C.H. Ultrasonic GEC Full Remote C2014H/C2219H £15.00	New Replacement for G11 Ultrasonic Full Remote £12.00	Thorn 4000 insert with 7 buttons £5.00	Decca RC 11 £14.00	Decca RC 12 £14.00	G11 Infra-red full teletext £24.00	Dynatron-Full remote CTV 62, 63, 64 £19.00	Hitachi infra red handset £18	Philips full remote KT3, 16C/928/20C/934; 7228/7324; K12 26C 797/15T 66K 1826 £12.00	G11, Full remote top button assy. £12.00	G11, Full remote repair service (3 exchange unit) £18.00	G11, Full remote new ultrasonic £32.00	GEC infra-red full remote 8 channel (I.C. SAA1250) £14.00	Philips infra red full remote 9 channel for 60 CP2605 £6.00	Philips infra red full remote 12 channel for 60 CP2605 £12.00	K35 £1.50	KT3/K30 T/Text £15.00	KT3/K30 Full remote £15.00	KT3 Power supply £4.00	GEC infra-red 2236-2026 £4.00	GEC 8 button full remote £14.00	GEC push pad handset button blobs 10p each	Pye & Philips handset KT3-K30 chassis. No RC5150-RC5176-RC5171-RC5177. Special Price £13.00	RC4001 KT3 and Teletext £14.00	IT CVC 32 handset repaired £15.00	<b>We have all parts for Philips Handsets</b>
---------------------	--	----------------	-----------------	------------------------	-----------	--	--------------------------------	-------------------	-----------------------	--------------------------------------	-------------------------	------------------------	-------------------------------	---------------------------------------	--	----------------	----------------	-----------------------	--------------------------	----------------------	-------------------------	------------------------	-----------------------	-----------------	----------------	-----------------	-----------------------	------------------------	-------------------------	--------------	-----------------------------	-----------------------------	---------------------------------	----------------------------------	-----------------------	----------------------------------	-----------------------	--------------------------------	--------------	--------------	---------------------	--------------------------	-----------------------	----------------------	----------------------	----------------	----------------	------------------	------------------	------------------	------------------	------------------	----------------	-------------------------	-------------------------	------------------	------------------------------------	-----------------------------------	--------------------	----------------------	--------------------	------------	---------------------------------------	------------------	-----------------	--	-----------------------------------	-----------------------------------	---	---------------------	-----------------------	------------------------------------	----------------------	-------------------------------	---------------------	-----------------------------	------------------------------------	--------------------------------------	--	--------------------	------------------------	--------------------------------	--	--------------------------	--	--	--	---	--	--	--------------------------------------	--	-----------------------	--------------------	----------------------	-----------------	-------------------------------	-------------------------------------	---------------	-------------------------	----------------------------	------------------	------------------	-------------------------	---	------------------------	---	------------------------	---	--	--	--	--	---------------------------------------	----------------------------------	----------------------	-----------------------------	----------------------------------	-----------------------	--	---------------------------	---------------------------------	-----------------------	---------------------------------	-------------------------	---	------------------------------	----------------------	-----------------------------------	--------------------------	-------------------------	-----------------------------	-----------------------	------------------------	----------------------	-----------------	---------------	---------------	-------------	------------------	------------------	--------------	----------------	----------------	----------------	--------------	--------------------	---------------	-------------------	----------------	--------------------	---------------	---------------	------------------------	--------------	--------------	---------------	--------------------	--------------------	---------------	--------------------------	---------------	--------------	-------------	-------------	-----------------	--------------	---------------	---------------	---------------	--------------	--------------	---------------------	-------------------------	---------------	----------------------	----------------	-----------------	--------------	-------------	--------------	---------------	----------------	---------------	--------------	---------------	--------------------------	----------------------------	---------------	------------------	-----------------	----------------	----------------	--------------------	------------------	-------------------	-----------------	-----------------	----------------	----------------	----------------	----------------	--------------------	---------------	---------------	------------------	---------------	---------------	----------------	----------------	---------------	---------------	-------------------	----------------	----------------	----------------	---------------	----------------	---------------	-----------------	---------------	---------------------------------	---	--	---	---	----------------------	------------------------	----------------------------	------------------------	-------------------------------	---------------------	---	---------------------------------------	------------------------------------	--------------------------------------	------------------------------------	--	--	---------------------------------------	---	--------------------------	--	--------------	-------------------	--------------------------	------------------------	---------------	---------------	------------------	------------------------	--------------------------	---------------------------------	---------------------------------------	--------------------	-----------------	---------------------------------	-------------------	----------------------	---------------------------	--------------------	------------------------	------------------------	-----------------------------	-------------------	----------------------------	-------------------------------------	----------------------	------------------------	-----------------	----------------------	-----------------------	-------------------------------	---------------------	---------------------	-----------------------------	----------------------------------	-----------------------	-------------	------------	---------------------------------	---	----------------------	--	-------------------------	-------------------------	--------------------------------	---	--------------------------------	---------------------	--------------------------	---	--	---	------------------------------	--------------------------------	--	--	---	--	--------------------	--------------------	------------------------------------	--	-------------------------------	--	--	--	--	---	---	---	-----------	-----------------------	----------------------------	------------------------	-------------------------------	---------------------------------	--	---	--------------------------------	-----------------------------------	---

