

\$1.00 DEC. 1976

# Radio-Electronics

THE MAGAZINE FOR NEW IDEAS IN ELECTRONICS

inside  
**TV GAMES**  
for '77



color  
**TV PROJECTION**  
systems



how to  
**INSTALL CB**  
in your car



what's new in  
**CAR STEREO**  
sound systems



build IC  
**ANTI-THEFT**  
circuits



**PLUS:** Build E...  
How Timeshare...  
Heath Equanizer

303196 DRK 6450M090 14 A JUN78  
12  
LLOYD DARKNELL DR  
6450 MYRTLEWOOD DR  
SAN JOSE

unctions To Your Calculator ★  
ists Nakamichi Cassette Deck &  
Komputer Korner ★

# The only **FET-VOLT-OHMMETER** that is drop-proof...burnout proof...the new

## Super Safe Triplet Model 64.

The Triplet Model 64 FET-Volt-Ohmmeter is brand new and ready for safe fast in-circuit resistance and continuity testing of diodes, IC's or transistors. Six LP  $\Omega$ ™ ranges have only 90mV open circuit voltage that won't bias or destroy sensitive circuitry. And, no other FET can match these exclusive features:

1. **Drop-Proof...Burnout-proof...Super Safe** solid state Volt-Ohmmeter.
2. **Low-Power Ohms—LP  $\Omega$ ™**—6 ranges with 90mV power source for in-circuit measurements plus junction test circuit.
3. **Exclusive Triplet MicroPower—TMP™** permits continuous operation with carbon battery life in excess of one year.

Designed for tough use in labs, QC or inspection departments, field servicing and vocational or trade schools, the new Model 64 easily withstands 90% of costly misuses of VOM's.

Call your Triplet distributor for a demonstration.

**TTI** **TRIPLET**  
BLUFFTON, OHIO 45817

only **\$130**



### RANGES

#### 8 DC Volts

0-0.3-1-3-10-30-100-300-1000 11.12

Megohm input resistance

#### 8 AC VOLTS

0-0.3-1-3-10-30-100-300-1000 10 Megohm input impedance.

#### 7 OHMS

Low Power (LP  $\Omega$ ™)

0-1k-10k-100k-1M  $\Omega$  -10M  $\Omega$  -100 M  $\Omega$ , Conventional (HP  $\Omega$ ) 0-1000M  $\Omega$

#### JUNCTION TEST

Short-germanium-silicon-open

*Super Safe*  
**Triplet. The easy readers.**



# altair<sup>T.M.</sup>

**Number One in low-cost computing.**

Altair, from Mits, is the number one name in microcomputers for home, business, personal and industrial applications. Because the Altair was first, it has set the standard in the industry. More Altair 8800's are now operational than all other microcomputers combined.

Whether you buy a \$395 complete computer kit\* or a multi-disk system for under \$10,000; Mits will provide you with thorough and lasting support. Satisfied Altair users include schools, corporations, small businesses, students, engineers, and hobbyists.

Altair hardware includes three microcomputers; the Altair 8800a, 8800b, and 680b. Mits has a complete selection of Altair plug-compatible memory and interface options, including the new Altair 16K Static board and Altair multi-port serial and parallel I/O boards. Also available is a complete line of Altair peripherals including line printers, CRT's, and multiple disk systems.

Altair software is by far the most complete and best for any microcomputer. Our Extended BASIC and Disk BASIC have received industry wide acclaim for programming power and efficiency. Application packages are available at many Altair Computer Centers:\*\*

The Altair computer is a revolution in low cost computing. Shouldn't you write for more information including our free, color catalogue.

\*The Altair 680b turnkey model.

\*\*Retail Altair computer outlets now opened in many large cities.



**mits**

**MITS, Inc. 2450 Alamo S.E. / Albuquerque, New Mexico 87106**

# All SBE 23-channel CB units have a 40-channel future.

With all the talk about 40-channel CB units tomorrow, why should you buy SBE 23-channel units today?

Simple. We just give you the chance to buy today with tomorrow in mind.

Which is what the SBE FUTURE-40 CB UPDATE PROGRAM is all about. Here's how it works: We're including a special Future-40 Certificate with all SBE 23-channel units. It entitles the SBE buyer to update his 23-channel unit to 40 channels



A Future-40 CB Update Program Certificate comes packed in each of the following SBE units: Coronado II (SBE-10CB), Cortez (SBE-24CB), Formula "D" (SBE-26CB), Catalina III (SBE-29CB), Touch/Com (SBE-32CB), Brute (SBE-34CB), Trinidad (SBE-11CB), Trinidad II (SBE-30CB), Sidebander II (SBE-12CB), Sidebander IV (SBE-27CB), Console II (SBE-16CB), Console IV (SBE-28CB)

within 1977.

You send in the certificate, we'll set up the update of your unit to a full 40 channels. All, for a reasonable charge, depending on the model involved.

Simple as that.

All in all, the SBE Future-40 CB Update Program is aimed to hit those people who'd like to buy now, but are a bit confused about what's around the corner.

And thinking ahead, about what's around the corner, that's what SBE is all about.



**Better Communications through Creative Technology**

For information write: SBE, Inc., 220 Airport Blvd., Watsonville, CA 95076

INTERNATIONAL OFFICES: E. S. Gould Marketing Co. Ltd., Montreal, Canada/Linear Systems S.A. Geneva 1, Switzerland  
CIRCLE 38 ON FREE INFORMATION CARD



# Radio-Electronics®

THE MAGAZINE FOR NEW IDEAS IN ELECTRONICS

Electronics publishers since 1908

DECEMBER 1976 Vol. 47 No. 12

## SPECIAL FEATURES

- 39 **TV Games**  
They range from ping-pong to elaborate simulations of skeet shooting and tank warfare, R-E reports on all the systems you can get today. **by Fred Blechman**
- 44 **Projection TV—1976-77**  
Big color pictures in your living room are available now. Here's a special report on the systems and who makes them. **by Robert Gerson**

## CB RADIO

- 56 **Theft-Proof CB Installation**  
How to install CB in your car and keep the rip-off artists away. **by Herb Friedman**

## BUILD ONE OF THESE

- 54 **Expand Novis Calculator**  
Add square root, memory, constant and percent. **by Howard F. Stearns**
- 68 **Anti-Theft Alarm Circuits**  
Part II: More circuits to help keep your car from being stolen. **by R. M. Marston**
- 71 **Build Electronic Roulette**  
It's a fun game that's easy to assemble and entertaining to use. **by Barton Evans, Jr.**

## HIGH-FIDELITY

- 34 **Equipment Report**  
Heath AR-1615 preamplifier kit.
- 51 **Car Stereo Systems**  
An expert view of the many great sound systems you can have in your car. **by Fred Petras**
- 59 **R-E Lab Test Report**  
Nakamichi 600 cassette deck
- 65 **R-E Lab Test Report**  
Heath AD-1305 equalizer kit

## COMPUTERS

- 22 **Komputer Korner**  
Part III: 8080 instruction set. **by Tim Barry**

## GENERAL ELECTRONICS

- 4 **Looking Ahead**  
Tomorrow in electronics—today. **by David Lachenbruch**
- 74 **Annual Index**  
A complete listing of all articles appearing in Radio-Electronics between January & December 1976.

## TELEVISION

- 76 **Service Clinic**  
RFI and how to cure it. **by Jack Darr**

## DEPARTMENTS

- |    |                       |    |              |
|----|-----------------------|----|--------------|
| 94 | Advertising Index     | 6  | New & Timely |
| 95 | Free Information Card | 83 | New Products |
| 16 | Letters               | 88 | Next Month   |

## SEASON'S GREETINGS

*The editors and staff  
of Radio-Electronics  
join in sending  
holiday greetings and  
our best wishes for  
a happy new year*

### ON THE COVER

TV games are fun, frustrating, entertaining and educational. The Fairchild game shown on the cover is different from most in that it can have new games added to its repertoire. The cover photos were provided by Fairchild Camera and Instr. See a full report on the latest games starting on page 39.

Radio-Electronics, Published monthly by Gernsback Publications, Inc., 200 Park Avenue South, New York, NY 10003 Phone: 212-777-6400. Second-class postage paid at New York, NY and additional mailing offices. One-year subscription rate: U.S.A., U.S. possessions and Canada, \$8.75 Pan-American countries, \$10.25. Other countries, \$10.75 Single copies \$1.00. © 1976 by Gernsback Publications, Inc. All rights reserved. Printed in U.S.A.

**Subscription Service:** Mail all subscription orders, changes, correspondence and Postmaster Notices of undelivered copies (Form 3579) to Radio-Electronics Subscription Service, Box 2520, Boulder, CO 80302.

A stamped self-addressed envelope must accompany all submitted manuscripts and/or artwork or photographs if their return is desired should they be rejected. We disclaim any responsibility for the loss or damage of manuscripts and/or artwork or photographs while in our possession or otherwise.

As a service to readers, Radio-Electronics publishes available plans or information relating to newsworthy products, techniques and scientific and technological developments. Because of possible variances in the quality and condition of materials and workmanship used by readers, Radio-Electronics disclaims any responsibility for the safe and proper functioning of reader-built projects based upon or from plans or information published in this magazine.

# looking ahead

## From game to IVD

As many a lover has learned, what starts out as an innocent little game can end up as something very sophisticated—and serious. Now the "video game" industry is learning this lesson, and (to badly mix a metaphor) has discovered it has a tiger by the tail.

It's estimated that perhaps as many as 3,000,000 video games were sold in 1976—most of them of the innocent "paddle-and-ball" or tennis variety. These attach to the television set's antenna terminals, and they're fun—and after a while they tend to get monotonous. You could call them gadgets and they sell as low as \$29.95 if you're a sharp shopper. But they've pried the lid off Pandora's box, and your home TV set may never be the same. (See our roundup of TV games in this issue of **Radio-Electronics**.)

The first of the "second-generation" video games are beginning to appear. These are home versions of coin-operated arcade games—tank games, space exploration games, race games, target games. But still games. The third generation, scheduled to appear shortly after New Year's Day, will have outgrown the "game" label. Nobody really knows what to call them, but "interactive video devices" or IVD will do until someone thinks up a catchy name.

These are the microprocessor-based devices, which will make possible an entirely new type of home electronic product. Programmed by cartridges containing ROM (read-only memory) IC's or audio cassettes, they'll convert the home TV set into a Professor Quiz with multiple-choice questions for students, a drawing-board for color sketches by the artistically inclined, an Answer Man for those with complex questions—in short, the TV set will become the display panel for a home mini-computer. These IVD's are expected to start in price

below \$150, with program cartridges running anywhere from about eight dollars to \$20. The first cartridges will program the units for complex and sophisticated games, but later ones are expected to abandon the game approach completely for home problem-solving. And don't be surprised if you have an electronic typewriter keyboard in your home to let you ask your television set important questions—perhaps before the year is out.

Another interesting variation on the IVD theme may be in the works—cable TV "games." Warner Communications, one of America's biggest CATV operators, recently purchased a controlling interest in Atari, a major video game producer. Planners at Warner indicate they may eventually add "game" channels to the cable. These might permit home-to-home game competition with a two-way cable system, or eventually even such sophisticated pursuits as chess games with a central CATV computer, or access to a time-shared computer to solve a wide variety of problems, courtesy of your home IVD. At last you can talk back to your TV set.

## Home VTR race

You can also interact with your TV—in a way—via a home video recorder. Four different (and mutually incompatible) home videocassette recorders are now on the market in Japan. Two of them—Sony Betamax and Sanyo's V-Cord II—are now available in at least some areas of the U.S. A third system is expected to be marketed soon by Quasar, a fourth by one of Japan Victor's subsidiaries in the United States. Sony's Betamax, the most widely distributed unit, plays or records for one hour per cassette. The Sanyo V-Cord has a cassette that operates for one hour in the conventional mode, or two hours by skipping every other field of the TV picture. The Quasar machine gets 100 minutes and JVC has two-hour playing time.

Why is playing time so important? Because these machines are being promoted as "time-shift" devices—equipped with timers, they can do your viewing for you, record programs while you're away from home, or while you're watching another show. Then you can view the program you missed at your convenience.

Is one hour enough? Sony says it usually is. Its competitors say no. Just in case, Sony has developed a new version of its Betamax machine which will get two hours' recording and playing time out of the same 492-foot reel of cassette tape which now gives only one hour. The seeming miracle was accomplished by cutting tape speed in half, reducing track width by half and using a new head and an associated change in electronic circuitry.

## VTR tape economy

Because of the changed situation in videotape, I've revised the table that was first printed here in Aug. 1975, ranking the various home and industrial video recorders in order of economical tape usage. In the table below, the systems marked with an asterisk (\*) are not in production.

System	Speed (ips)	Tape Width	Sq. ft./hour
* Betamax			
2-hr. ....	0.79	1/2"	10.3
JVC .....	1.34	1/2"	16.5
V-Cord			
(skip).....	1.45	1/2"	18.2
Betamax .....	1.57	1/2"	20.5
VX-2000 .....	2.05	1/2"	26.2
* LVR .....	120.00	1/4"	26.8
* MagTape ..	1.53	3/4"	28.0
V-Cord .....	2.91	1/2"	36.5
* Cartri-			
vision .....	3.80	1/2"	47.5
Akai .....	10.00	1/4"	62.5
Philips VCR ..	5.60	1/2"	70.0
Sony			
U-Matic .....	3.75	3/4"	70.3
EIA-J			
Type I .....	7.50	1/2"	93.8

The Betamax two-hour system is still developmental but could come this year. The LVR is a longitudinal 28-track system being developed in Germany and the U.S. by the German

tape firm BASF. MagTape is the discarded RCA home videocassette system. Cartrivision shot briefly across the U.S. horizon before its backers went bankrupt; it's a skip-field system. V-Cord II is listed twice in the table, in the standard mode (one hour per cassette) and in the skip-field mode (two hours). EIA-J Type-I is the standard Japanese endless-loop cartridge recorder. Figures are approximate and are computed from manufacturers' specs.

## Wired cities

Although most of the talk about the "wired city" of the future has been heard in the U.S., the Japanese seem to be doing more about it. The first Japanese wired city is now in experimental operation in a suburb of Tokyo, and the second—which will use fiber optics instead of coaxial cable—is scheduled for operation by 1979 or 1980.

The Tokyo-area system serves about 300 families in a 12,000-apartment project, Tama New Town. In addition to supplying off-the-air TV, it includes pay TV, a local studio in the project, facsimile newspapers, teletext on-screen information, a "request service" for still pictures and other information, a two-way educational channel which permits children to watch the instructor, ask and answer questions by voice line.

The second project, near Osaka, will be more elaborate, with 29 channels into homes, five in the other direction. Among its features will be a service whereby viewers can order videotapes transmitted into their homes; facsimile request service for documents from libraries; cashless shopping in which the subscriber inserts his credit card into a special machine in the apartment; reservation service for hotels, airlines, beauty parlors and clinics.

**DAVID LACHENBRUCH**  
CONTRIBUTING EDITOR

# GOT MODULARITIS ?



**Suffering from module cross reference chart fatigue? YOU think modules are expensive to stock and tough to repair? WE both know modular TV's are here to stay.**

All General Electric's 1976 25", 19", 17" and 13" diagonal color sets are modular in design; but they're designed to be serviced with or without modules.

GE Engineers work with top service industry experts to design TV's you can service — anyway you want to.

- JUST pop in a new module and forget it.
- OR sub a module to locate the problem, then repair the failed module and reinstall.
- OR repair the set without using modules . . . using the skills you've developed over the years.

The sets are loaded with plug disconnects and modules have abundant clear component and test point markings.

Troubleshooting charts and service aids guide you to locate defective modules and find the fault. And General Electric stocks the replacement parts you need to replace or repair modules.

How tough can it be? General Electric recommends that you stock only 16 modules to service GE 1973, '74, '75 and '76 lines of its modular color sets. That's right — only 16 modules!

You provide the expertise and common sense. We provide "three way" service capability.

Have it our way. Do it your way.

*We're making it our business to make your business easier.*

 **performance**  
TELEVISION

**GENERAL**  **ELECTRIC**



## NESDA elects Pershing president

Over 200 delegates, representing more than 2,000 members of the National Electronic Service Dealers Association (NESDA), met at the Palacio del Rio in San Antonio, TX, last August 16, for the 1976 Annual Convention.

Everett Pershing, Burbank, CA, was elected President for the 1976-77 term. He is the owner of Pershing Radio & TV, a sales and service firm that has been in business since 1935.

Mr. Pershing was NESDA Senior Vice-President last year, and earlier was Vice President of the 9th Region of NESDA, which includes California, Nevada, Arizona and Hawaii. He was Chairman of the Electronics Hall of Fame in 1975-76, and has held every office in the California State Electronics Association, from local association president to two consecutive terms as President of the state association.

Other officers elected at the San Antonio convention are: Senior Vice President, Kurt Wertheim, Kurt's Furniture, San Antonio, TX; Secretary, John McPherson, Mac's TV, Yorktown, VA; Treasurer, Jack Kelley, Sage & Sand TV, Litchfield Park, AZ. Last year's president, Leroy Ragsdale of Ft. Smith, AR, will fill the Executive Committee position of Immediate Past President.

Regional Vice Presidents are: Region 1. Charles Yung, Jr., New Caanan, CN; 2. Warren Baker, CET, Albany, NY; 3. Walter Cooke, CET, Hampton, VA; 4. Herschel Lawhorn, CET, Perry, GA; 5. Dave Garwacki, CET, Toledo, OH; 6. George Simpson, Ft. Worth, TX; 7. Keith Knos, CET, Liberal, KS; 8. Tom Thomas, CET, Pueblo, CO; 9. Bill Lawler, Los Angeles, CA; 10. Bob Villont, CET, Tacoma, WA.

## Direct vision and LED display combine in new aviator's helmet

A new helmet-mounted symbolic display makes it possible for a pilot to see symbolic information superimposed on his normal view while he looks in various directions. He can thus receive directives or advisory information without having to look straight ahead or down at instruments.

The unit includes a standard flying helmet with modified visor, a prismatic optical system, an LED array, a micro-electronic assembly mounted inside the top of the helmet and a lightweight cord to connect to data and power sources in the cockpit.

The LED array contains 460 point elements, arranged in a 20 x 23 matrix. The elements are at 0.01 inch (0.3 mm) pitch, enabling a large variety of stationary and moving symbols to be generated and displayed.

The helmet manufactured by Marconi-Elliott Avionic Systems, Ltd., is being tested by the Navy at Point Mugu, CA.

## A. Christ, J. Homy, R. Graham are Gernsback Award winners

Radio-Electronics makes an award annually to the most deserving student in each of eight leading home-study electronics schools. The Hugo Gernsback Memorial Award, named after the founder of this magazine who throughout his lifetime worked for the encouragement and development of electronic knowledge among the youth, is a check for \$150.

Through the generosity of two test equipment manufacturers, it has been possible to add a second and third award. The second prize winner each month receives a B & K model 280 Digital Multimeter and the third winner on RCA WV-529 Service Special VOM.

Winner for this month is A. H. Christ. Originally from Syracuse, New York, he now works for General Electric in an area of Alaska so remote that he has an APO Seattle address. He reports that the nearest city is Anchorage, 1400 miles back on the mainland.

Christ, a veteran of four years in the Marine Corps during World War II, has been employed at General Electric for 25 years. In 1972 he started working on a new job in the Field Programs Department and has worked on his Alaskan island ever since. General Electric encourages its employees, through the G-E Individual Development program, to study an ap-

proved course to improve their job skills. As part of this program, Mr. Christ enrolled in Electronics Technical Institute.

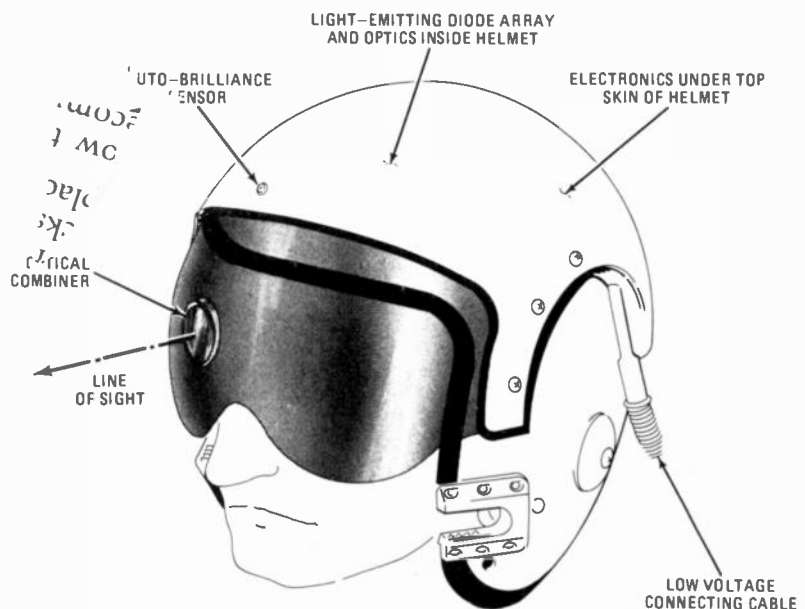


A. H. CHRIST

Given his work location, he is well pleased with his home-study program in electronics. "ETI courses are ideal for anyone working at a remote site. I have found the courses fairly priced, interesting and comprehensive". He plans to continue his training. "One is never too many years too young to learn and I have derived enough knowledge from Digital Electronics and Advanced Electronics that I'm looking forward to Communications and practical information for on-the-job training."

Mr. Christ is a widower. His two daughters have families of their own and

*continued on page 12*



THE NEW NAVY APH-6 HELMET under test at the Navy Missile Test Center, Pt. Mugu, CA.

# Amazing Encyclopedia Bargain Explained—Why The Recession Forced The Webster Company To Slash \$350 Price To Only \$175

**20 Deluxe Volumes—65 lbs.  
11,905 Pages—9,500,000  
Words—30,060 Articles.  
14-Day Free Home Trial  
Phone Toll Free, Anytime**



*Noah Webster (1758-1843).  
Father of lexicography and  
inspiration for founding of  
our company.*

We mean it. We're in deadly earnest when we say that here is the most incredible encyclopedia bargain on the market today. The reason for the low price? Simple. **The Webster Dictionary Company's top-rated Encyclopedia Division is caught in the economic recession bind.** And just as the automakers offered rebates to drastically improve their sales, so does Webster announce an incredible price slash to turn inventory into immediate cash and avoid the high cost of borrowing.

Think of it. **THE NEW AGE ENCYCLOPEDIA** is top-rated by the most authoritative guide in encyclopedias, **GENERAL ENCYCLOPEDIAS IN PRINT.** They rate it among the top encyclopedias in the world, **regardless of price. A bargain at the bookstore price of \$350. Now you can get it for an incredibly low \$175—only 50% of the bookstore selling price—during this emergency money-raising sale.**

All this plus a previously unheard of money-back guarantee. It is sent to you on a free 14-day home trial basis (no salesman will call). Thumb through it as often as you wish. You must agree with the experts who rate it high among the top encyclopedias in the world—**or simply repack in original crate and ship back to us. Your money—plus the original shipping charge—will be refunded promptly and without question.**

The New Age Encyclopedia is a joy to peruse. Over 11,905 pages, 9,500,000 words, 30,060 articles, 13,489 illustrations, 3,500 in color. More than 1,050 Location, Relief, and Political Maps. A massive compendium of man's knowledge, updated to 1976. An exciting glimpse into the breadth of man's accomplishments. A huge 20-volume set that keeps you as well informed on any subject as the scholars who compiled it. Self-indexing, with references to related information in all 20 volumes. So fascinating that once you become immersed it is hard to stop reading. **No finer way ever devised to help you**

become the well-read, totally informed, well-rounded, and complete person everyone wants to be.

And, most important of all, as an added bonus, you get a **FREE 10-YEAR READER RESEARCH SERVICE** on any question. **This allows you to ask our staff of over 4,000 contributors, all experts in their field, an unlimited number of questions for ten full years on any subject, with the exception of legal or medical advice, at no charge whatsoever.**

This is just like having your own research department available to you on a moment's notice. And the service is **FAST.** Normally 10 days from the time the request is received by the publisher you have your answer in full detail.

You can't lose. Clip out this message as a reminder. This is an emergency money-raising special. **The one-half the bookstore selling price is for a limited time only, and may never be repeated.** Write or call now. Our toll free lines are open 24 hours a day, 7 days a week. Allow 3-8 weeks delivery.

Credit Card Buyers  
Phone Toll Free  
800-241-8444 And Ask for Operator 519  
Or Mail No-Risk Coupon Today

**The Webster Dictionary Company, Inc.**  
Executive Offices, Dept. RES-N1  
Suite 500, 625 North Michigan Avenue  
Chicago, Illinois 60611

Please send me \_\_\_\_\_ set(s) of the renowned, authoritative, 20-Volume, 11,905-Page, 9,500,000-Word, 30,060-Article, \$350 list price **New Age Encyclopedia** at the unprecedented low price of only \$175 each! (plus \$10 per set for crating and freight). I understand that if I'm not satisfied I may return within 14 days for a prompt and courteous refund. On that basis here is my order.

(Check One)

I enclose payment

Bill to:

Bank Americard No. \_\_\_\_\_

American Express No. \_\_\_\_\_

Master Charge No. \_\_\_\_\_ Inter Bank No. \_\_\_\_\_

Expiry Date \_\_\_\_\_

Name \_\_\_\_\_

Address \_\_\_\_\_

City \_\_\_\_\_

State \_\_\_\_\_ Zip \_\_\_\_\_

Ironclad Money Back Guarantee

©Copyright 1976

The Webster Dictionary Co., Inc.

# Learn digital computer

**NRI is the only school to train you at home on a real digital computer.**

Learn computer design, construction, maintenance and programming techniques on your own programmable digital computer.

Qualified technicians are urgently needed for careers in the exciting new field of digital and computer electronics . . . and the best way to learn digital logic and operations is now available to you in NRI's Complete Computer Electronics Course.


This exclusive course trains you at home on your own digital computer! This is no beginner's "logic trainer", but a complete programmable digital computer that contains a memory and is fully automatic. You build it yourself and use it to define and flow-chart a program, code your program, store your program and data in the memory bank. Press the start button and the computer solves your problem and

displays the result instantly.

The NRI digital computer is one of 10 kits you receive in the NRI Complete Computer Electronics Course. You build and use your own TVOM, and experiment with NRI's exclusive Electronics Lab. You perform hundreds of experiments, building hundreds of circuits, learning organization, operation, trouble-shooting and programming.

## **New NRI Memory Expansion Kit**

The Model 832 NRI Digital Computer now comes with a new Memory Expansion Kit. Installed and checked out in 45 minutes, it doubles the size of the computer's memory, significantly increasing the scope and depth of your knowledge of digital computers and programming. With the large-scale IC's you get the only home training in machine language programming . . . experience essential to trouble-shooting digital computers.





# electronics at home.

## NRI offers you five TV/Audio Servicing Courses

NRI can train you at home to service Color TV equipment and audio systems. You can choose from 5 courses, starting with a 48-lesson basic course, up to a Master Color TV/Audio Course, complete with designed-for-learning 25" diagonal solid state color TV and a 4-speaker SQ™ Quadraphonic Audio System. NRI gives you both TV and Audio servicing for hundreds of dollars less than the two courses as offered by another home study school.

All courses are available with low down payment and convenient monthly payments. All courses

provide professional tools and "Power-On" equipment along with NRI kits engineered for training. With the Master Course, for instance, you build your own 5" wide-band triggered sweep solid state oscilloscope, digital color TV pattern generator, CMOS digital frequency counter, and NRI electronics Discovery Lab.



Trademark of CBS Inc

## NRI's Complete Communications Course includes your own 400-channel VHF transceiver

NRI's Complete Communications Course will train you at home for one of the thousands of service and maintenance jobs opening in CB; AM and FM trans-

mission and reception; TV broadcasting; microwave, teletype, radar, mobile, aircraft, and marine electronics. The complete program includes 48 lessons, 9 special reference texts, and 10 training kits. Included are: your own "designed-for-learning" 400-channel VHF transceiver; electronics Discovery Lab™; CMOS digital frequency counter; and more. You also get your all

important FCC Radio-telephone License, or you get your money back.



## CB Specialist Course also available



NRI also offers a 37-lesson course in CB Servicing with your own CB Transceiver AC power supply and multimeter. Also included are 8 reference texts and 14 coaching units to make it easy to get your Commercial Radiotelephone FCC License

### You pay less for NRI training and you get more for your money.

NRI employs no salesmen, pays no commissions. We pass the savings on to you in reduced tuitions and extras in the way of professional equipment, testing instruments, etc. You can pay more, but you can't get better training.

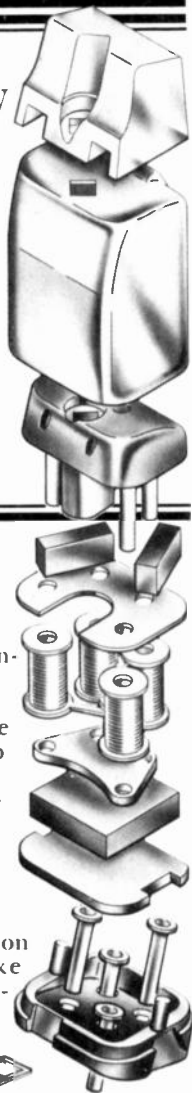
### More than one million students have enrolled with NRI in 62 years.

Mail the insert card and discover for yourself why NRI is the recognized leader in home training. Do it today and get started on that new career. No salesman will call.

If card is missing write:

**NRI** NRI SCHOOLS  
McGraw-Hill Continuing  
Education Center  
3939 Wisconsin Avenue  
Washington, D.C. 20016

The Best  
Way To Show  
You What  
You'll Get  
Out Of An  
Empire  
Phono  
Cartridge  
Is To  
Show You  
What Goes  
Into One.



At Empire we make a complete line of phono cartridges. Each one has slightly different performance characteristics which allow you to choose the cartridge most compatible to your turntable.

There are, however, certain advantages, provided by Empire's unique design, that apply to all our cartridges.

One is less wear on your records. Unlike other magnetic cartridges, Empire's moving iron design allows the diamond stylus to float free of its magnets and coils, imposing much less weight on your record's surface and insuring longer record life.

Another advantage is the better channel separation you get with Empire cartridges. We use a small, hollow iron armature which allows for a tighter fit in its positioning among the poles. So, even the most minute movement is accurately reproduced to give you the space and depth of the original recording.

Finally, Empire uses 4 coils, 4 poles, and 3 magnets (more than any other cartridge) for better balance and hum rejection.

The end result is great listening. Audition one for yourself or write for our free brochure, "How To Get The Most Out Of Your Records". After you compare our performance specifications we think you'll agree that, for the money, you can't do better than Empire.

Empire Scientific Corp.  
Garden City, New York 11530

**EMPIRE**

Already your system  
sounds better.

# new & timely

continued from page 6

he reports that his son Ronald, who will soon graduate from high school, spends a great deal of time on the air with his Citizens band rig.

Runner-up is Joseph E. Homy, of Easton, PA, who receives a B & K digital multimeter. After graduating from high school, he enrolled in the Warren County, NJ, Vocational and Technical School where he studied electronics technology. He completed the course in 1970.

He then decided to enlist in the U.S. Navy to take advantage of the excellent training programs available to servicemen. After boot camp he was assigned to the Basic Electricity and Electronics School, which was followed by Electrician's Mate School and Motion Picture Projector School. While on sea duty, Homy continued his training. He enrolled in the United States Armed Forces Institute and completed the Fundamentals of Radio and Radio Servicing course.

Homy is now employed as a maintenance technician for the American Can Company, which makes thermoformed plastics in its Easton plant. "Much of my work involves the installation and maintenance of solid-state equipment used to control production temperatures precisely", he says. "Exceedingly aware of the servicing problem we faced, I enrolled in Electronics Technical Institute's Advanced Solid-State Electronics course."



JOSEPH E. HOMY

Homy reports, "This course was superb in relation to the actual working conditions of semiconductors in equipment and the configurations used to achieve ultimate system control. It has strengthened my trouble-shooting techniques and has exposed me to the finer points of testing and maintaining solid-state equipment. This course has been valuable to me in the position I hold with the company."

Mr. Homy feels that, with all the advances in electronics technology, he's got to keep learning. "I saw the chance and I took advantage of it. Thank you, ETI, for all your help—I'll be back!"

Third prize goes to Robert Graham, Jamaica, New York. He first became interested in electronics as a boy in Charlotte, NC. While still in high school, he enrolled in his first Radio and Television Servicing home-study course and began repairing radio and television receivers.



ROBERT GRAHAM

Soon after, he decided there was a better future in communications. "I made a survey of courses given in communications by several schools", he says, "and found the course offered by Electronics Technical Institute the best. I enrolled in the school and completed the FCC Communications course."

## Organized service dealers Survey their own numbers

Service Shop magazine made a survey of the electronics service dealers who attended the 1976 National Electronic Service Dealers Association convention in San Antonio, TX, with the idea of determining the size and average value of their sales and service departments.

The survey indicates that the NESDA members in attendance had an annual service department volume (including parts sales) of \$227,000 and that their products sales (CB's, TV's, radios and audio products) approximated \$114,700 per dealer. Incidentals and other lines brought the average gross volume in 1975 to \$373,296.

The survey also discovered that service shops operated by NESDA members are larger than the national average. The service dealers surveyed employed just under seven technicians per shop—two and one-half times the national average of 2.8. The dealers sampled also employed an average of 4.3 sales and clerical people per shop.

# Get yourself the big one!

1757 illustrated pages of detailed audio reference for the working technician... the student... the hi-fi buff!

Here's a comprehensive volume especially designed for the man or woman who has an understanding of electronics and an interest in audio technology.

The Audio Cyclopeda is the most authoritative reference book ever published on this subject. It includes every phase of audio technology—plus the latest information on solid-state and integrated circuits.

25 informative chapters... convenient format so you find what you're looking for... quickly... easily!

Each of the big, information-filled chapters covers in depth one of the major areas of audio electronics. You'll find anything you could want to know about everything—amplifiers, acoustics, meters, transformers, coils, transistors, diodes, filters... plus much, much more!


All information is presented in easy-to-understand, question-and-answer format. For "instant find," there's a unique index and reference system so the information you need is always at your fingertips.

Send for this complete reference library today for just **\$34<sup>00</sup>**


## Complete your reference library with this Modern Dictionary of ELECTRONICS!

This handy volume is a convenient way for you to keep abreast of all the latest happenings in the ever-changing field of electronics. *Modern Dictionary of Electronics* gives you clear, concise definitions of 18,500 terms commonly in use today in the fields of communications, microelectronics, fiberoptics, semiconductors, reliability, computers and medical electronics.

It's yours for only **\$14.50**



107R1



For more audio information... Take one or more of these handy paperback guides.

### Guide to High Fidelity

Here's a convenient guide to help you select a hi-fi system that not only meets your needs but fits your budget besides. If you ever plan to invest in any hi-fi equipment at all, this book is a must.

Yours for a low **\$4.50**

### Modern Recording Techniques

Now, whether you're a would-be recording artist or an experienced engineer, you can find out all about the techniques that are being used today in pop recording. Learn how to cut your own records, and how to use equipment and controls creatively.

Just **\$9.95**

### How To Build Speaker Enclosures

Here's the book to use if you want to build enclosures that give you realistic sound reproduction. Includes directions for enclosures to fit any application... any price range.

Yours for a low **\$4.50**

## MAIL TODAY FOR 15-DAY FREE TRIAL

**YES** — send me the book(s) checked below to examine for 15 days free. If not completely satisfied, I may return my order and owe absolutely nothing. Otherwise, I will pay the amount on the invoice accompanying my book(s), including shipping and handling.

- Audio Cyclopeda** (20675) ..... \$34.00
- Modern Dictionary of Electronics** (20852) ..... \$14.50
- Modern Recording Techniques** (21037) .. \$9.95
- Guide to High Fidelity** (21154) ..... \$4.50
- How to Build Speaker Enclosures** (20520) ..... \$4.50

Name \_\_\_\_\_ (PLEASE PRINT)

Address \_\_\_\_\_

City \_\_\_\_\_

State \_\_\_\_\_ Zip \_\_\_\_\_

Save shipping and handling costs. Full payment enclosed. (Plus sales tax, if any.)

MAIL TO: Howard W. Sams & Co., Inc., 4300 W. 62nd Street Indianapolis, Indiana 46206

EC24



# Imagine a microcomputer

Imagine a microcomputer with all the design savvy, ruggedness, and sophistication of the best minicomputers.

Imagine a microcomputer supported by dozens of interface, memory, and processor option boards. One that can be interfaced to an indefinite number of peripheral devices including dual floppy discs, CRT's, line printers, cassette recorders, video displays, paper tape readers, teleprinters, plotters, and custom devices.

Imagine a microcomputer supported by extensive software including Extended BASIC, Disk BASIC, DOS and a complete library of business, developmental, and industrial programs.

Imagine a microcomputer that will do everything a mini will do, only at a fraction of the cost.

You are imagining the Altair™ 8800b. The Altair 8800b is here today, and it may very well be the mainframe of the 70's.

The Altair 8800b is a second generation design of the most popular microcomputer in the field, the Altair 8800. Built around the 8800A microprocessor, the Altair 8800b is an open ended machine that is compatible with all Altair 8800 hardware and software. It can be configured to match most any system need.


MITS' plug-in compatible boards for the Altair 8800b now include: 4K static memory, 4K dynamic memory, 16K static memory, multi-port serial interface, multi-port parallel interface, audio cassette record interface, vectored interrupt, real time clock, PROM board, multiplexer, A/D convertor, extender card, disc controller, and line printer interface.

MITS' peripherals for the Altair 8800b include the Altair Floppy Disc, Altair Line Printer, teletypewriters, and the soon-to-be-announced Altair CRT terminal.


Introductory prices for the Altair 8800b are \$840 for a kit with complete assembly instructions, and \$1100 for an assembled unit. Complete documentation, membership into the Altair Users Club, subscription to "Computer Notes," access to the Altair Software Library, and a copy of Charles J. Sippl's Microcomputer Dictionary are included. BankAmericard or Master Charge accepted for mail order sales. Include \$8 for postage and handling.

Shouldn't you know more about the Altair 8800b? Send for our free Altair Information Package, or contact one of our many retail Altair Computer Centers.

mits 2450 ALAMO S.E. ALBUQUERQUE, NEW MEXICO 87106 (505) 243-7821







Redesigned front panel. Totally synchronous logic design. Same switch and LED arrangement as original Altair 8800. New back-lit Duralith (laminated plastic and mylar, bonded to aluminum) dress panel with multi-color graphics. New longer, flat toggle switches. Five new functions stored on front panel PROM including: DISPLAY ACCUMULATOR (displays contents of accumulator), LOAD ACCUMULATOR (loads contents of the 8 data switches (A7-A0) into accumulator), OUTPUT ACCUMULATOR (Outputs contents of accumulator to I/O device addressed by the upper 8 address switches), INPUT ACCUMULATOR (inputs to the accumulator from the I/O device), and SLOW (causes program execution at a rate of about 5 cycles per second—for program debugging).

Full 18 slot motherboard.

Rugged, commercial grade Optima cabinet.

New front panel interface board buffers all lines to and from 880Cb bus.

Two, 34 conductor ribbon cable assemblies. Connects front panel board to front panel interface board. Eliminates need for complicated front panel/bus wiring.

New, heavy duty power supply: +8 volts at 18 amps, +18 volts at 2 amps, -18 volts at 2 amps. 110 volt or 220 volt operation (50/60 Hz). Primary tapped for either high or low line operation.

New CPU board with 8080A microprocessor and Intel 8224 clock generator and 8216 bus drivers. Clock pulse widths and phasing as well as frequency are crystal controlled. Compatible with all current Altair 8800 software and hardware.

## altair 8800-b



2450 Alamo SE, Albuquerque, NM 87106/505-243-7821

Prices, delivery and specifications subject to change.

# FREE EICO CATALOG

## 358 Ways To Save On Instruments, Citizens Band, Burglar Alarms, Automotive & Hobby Electronics!

The more you know about electronics, the more you'll appreciate EICO. We have a wide range of products for you to choose from, each designed to provide you with the most pleasure and quality performance for your money. The fact that more than 3 million EICO products are in use attests to their quality and performance.

**"Build-it-Yourself" and save up to 50% with our famous electronic kits.**

For latest EICO Catalog and name of nearest EICO Distributor, check reader service card or send 50¢ for fast first class mail service.

EICO—283 Malta Street,  
Brooklyn, N.Y. 11207

Leadership in creative electronics  
since 1945.



CIRCLE 67 ON FREE INFORMATION CARD

# letters

## GREAT TV GAME

I enjoyed your article "Build This Great TV Game" in the June, July and August 1976 issues of *Radio-Electronics*. I used the author's ideas to build a similar unit. There are some errors in the schematic that other readers may be interested in. Also, I came up with some modifications that can easily be made to the circuit.

The schematic appeared on pages 36 and 37 of the June issue. The errors are as follows: IC5-b pin-4 also connects to IC13-a pin-3. The output of IC5-d (pin 13) is listed as being connected to, among others, IC18 pin 3. This is incorrect. Change IC18 pin-3 to IC13 pin-13. Another error is in the output connection of IC14; pin 8 is listed as being connected to IC18 pin-9. This should be changed to IC18 pin-10. The collector of Q1 should also connect to IC4 pin-8. The output of IC13-b is pin 9. The 510-ohm resistor on the output of IC13 pin-7 is R37.

As far as the modifications are concerned, there are three. First, to automatically enable the paddle only after the ball crosses the center line or after it hits the bumper, rather than having control of the

paddle during the entire duration of ball travel across the screen, do the following: Delete the connection between IC10 pin-9 and IC12 pin-5. Also delete the connection between IC10 pin-12 and IC12 pin-13. Add two 7400 IC's and wire as shown in Fig. 1.

The bumper can be made smaller by grounding pin 5 of IC24 and parallel R68 with a 100K resistor (or change R68 to 80K.) The bumper can also be made randomly transparent to the ball, but always visible on the screen, by removing the +5 volts from pin 4 of IC25 and wiring the unused half of IC10 as shown in Fig. 2.

J. E. ROHEN  
Apalachin, NY

## MORE ON TV GAMES

Many readers of the June, July, and August 1976 issues, who followed the Great TV Game story, might be interested to know of two recent changes: joystick paddle controllers are now included as standard items (replacing the rotary potentiometers), and the price has been reduced to \$129.50 including the custom case and power supply.

A new low-priced version called Econ-O-Kit is also available at \$57.50. It's based on the same design and identical PC board as the one featured in the construction article.

Readers can obtain more information by sending \$1.00 (refundable with purchase) for an information packet to Visulex Corporation, Box 4204, Mountain View, CA 94040.

DAN PICHULO  
Visulex  
Mountain View, CA

## PHOTO PROJECTS

I commend you and the publishers of *Radio-Electronics* for the formidable efforts presented month after month with do-it-yourself projects that can perform outstanding feats of wizardry. With all this outstanding talent, I would like to see a few projects that would assist thousands of persons like myself who are interested in photography.

The first is an enlarging analyzer/calculator for color printing. Many are on the market for \$100 and up but I am sure something could be built for much less that would be as (if not more) accurate than commercial units.

The second project I would like to see is a reasonably priced voltage stabilizer (150-200 watts) for printers and enlargers. Another would be some method of checking shutter speed and strobe light outputs.

The photography business is becoming  
*continued on page 20*



**save on gas!  
save on tune-ups!  
save on maintenance!**

Electronic Ignition is "IN"! So says Detroit.

Update your car with either a TIGER CD or a TIGER I breakerless system.

Enjoy the benefits of better gas mileage, quicker starting, elimination of tune-ups, 50,000 miles on points and plugs, and reduced maintenance expenses.

TIGER MAX CD	\$69.95
TIGER 500 CD	59.95
TIGER SST CD	42.95
SIMPLIKIT CD	31.95
TIGER I	45.95

Postpaid U.S.A. only.

**Tri-Star Corporation**


Dept. WW, P.O. Box 1727  
Grand Junction, Colorado 81501

CIRCLE 8 ON FREE INFORMATION CARD

## NEED HARDCOPY?

If you are one of the many computer users who wants hardcopy printouts, but can't afford any of the available machines, your troubles are over. Our PR-40 is a universal printer that gives you clear easy to read hardcopy like the sample on the right with almost any computer. Our printer operates from any eight bit parallel I/O port. The printer has it's own character generator and memory buffer. This means that the computers only job is to feed data when the printer is ready. No special program is needed in the computer to convert the data to a form that the printer can use as each character is printed. The PR-40 is easy to use, easy to interface and easy to afford.


- \* SWTPC PR-40 ALPHANUMERIC PRINTER \*
- \* 40 CHARACTERS / LINE
- \* 5 X 7 DOT MATRIX IMPACT PRINT
- \* USES STANDARD 3 7/8" CALCULATOR PAPER
- \* 75 LINE / MINUTE PRINT RATE
- \* AUTOMATIC RIBBON REVERSE
- \* 64 CHARACTER ASCII CHARACTER SET
- \* 40 CHARACTER LINE MEMORY
- \* TTL, SWTPC 6800, MITS COMPATIBLE



PR-40 LINE PRINTER KIT..... \$250.00 PPD

## HOW ABOUT PICTURES?

Games are more fun with pictures. Now you can add graphics displays to your game programs and on any type computer. Our GT-6144 operates from any eight bit parallel I/O port. It has it's own self contained memory, so memory space for the display is not robbed from your computer. The 9½ x 13 circuit board contains all you need to produce a graphic display like the one of the starship "Enterprise" shown on the left. Kit is less power supply, or chassis.



GT-6144 GRAPHICS TERMINAL KIT . \$ 98.50 PPD



I know a bargain when I see it. Send the following:

- 6800 Computer \$395.00     PR-40 Printer \$250.00  
 GT-6144 Graphics Terminal \$ 98.50     Just data (free)

NAME \_\_\_\_\_

ADDRESS \_\_\_\_\_

CITY \_\_\_\_\_

STATE \_\_\_\_\_

ZIP \_\_\_\_\_

Southwest Technical Products Corp.  
Box 32040, San Antonio, Texas 78284



# Another Heathkit Color TV breakthrough..

## There's never been a Color TV System like this before.

### A Bold New Concept in TV

The new GR-2001 TV system is the most sophisticated, best performing color TV kit we've ever designed, but it is also much more. It is the heart of a total home viewing system — a Computer TV!

### Complete Programming Capability

With its optional Programmer, this Computer TV system allows you to program your set for an entire evening's viewing. The top bank of 8 keys [1] accesses the static NMOS RAM and turns the on-screen clock display into a computer CRT readout which allows you to see your "program" as you enter it through the bank of 12 keys below the programmer panel. The selected time appears in the first four digits of the clock display, the channel number appears in the last two. First, enter the time at which you want the set to change channels. Next, enter the channel number you want. Then the memory takes over. While you sit back and relax, the Programmer automatically changes to the right channel at the right time. You can program up to 32 channel changes within two 12/24-hour periods!

Those two programming periods add extra versatility. Program the first for your daytime viewing schedule, the second for evening shows. Or, program the first for week nights, the second for weekends. You can even preselect the programs young children can watch — once the programmer is engaged, the manual keyboard is disconnected and can only be reactivated by the remote control or by pressing the correct button on the programming panel.

You can even program the set to return to manual operation at a preselected time, then resume automatic operation at another time. When the last program you want to see is over, the set can be programmed to switch to an empty channel. This will cause the screen to go blank and the on-screen readout to flash on and off indicating that it is time to turn the system off with the front panel pushbutton or optional remote control.

### Convenient Remote Control

The optional wireless remote control [2] lets you adjust volume, turn the set on or off, adjust tint, activate the digital readout, scan up or down through the preselected channels, and turn the optional programmer on and off — all at the touch of a button. This wireless remote control has improved circuitry for greater range and reliability and is the best we've ever offered.

### Random Access Tuning

The 3 x 4 keyboard [3] lets you instantly choose any of up to 16 preselected stations — up to 24 with the optional eight channel accessory. Switch from VHF to UHF, up or down, in any sequence, and be tuned in instantly without switching through empty channels. Up and down

buttons on the keyboard also let you scan all the preselected stations.

### Automatic Antenna Rotor Control

A Heathkit exclusive! With the optional antenna rotor control [4], you can program the GR-2001 to automatically rotate your outdoor antenna system as it changes from one channel to another, for optimum reception on every channel. No special knobs to turn, no buttons to push. You can select up to eight separate antenna headings with up to three stations per heading. It's perfect for areas where stations are in widely separated locations.

### Superb Color and Sound

The TV set itself contains dozens of circuit refinements and improvements designed to give you the best picture and performance you've ever seen. The Automatic Gain Control circuit, for example, has been significantly improved to better resist airplane flutter. And since you build it yourself, you can be assured of a set that is free of mass production "glitches" that show up all too often in other sets now on the market. Other improvements are listed below.

### Separate Audio IF Stage

The audio circuitry is probably the finest on any commercial set in the world. The sound signal has its own separate IF stage [5] to dramatically reduce the "buzz" caused by the picture carrier modulating the sound. You can hear the difference — especially if you use the output jack to connect the GR-2001 to your stereo system. The built-in wide-range speaker offers excellent fidelity as well. It's one of the first sets ever to give you real hi-fi sound from a TV!

### Phase-Locked-Loop Horizontal and Vertical Hold Circuits

New phase-locked-loop horizontal and vertical oscillators [6] "lock-in" on any channel for a picture that's rock-steady and stable. There are no conventional vertical and horizontal hold controls because you never need them! There are no align-

ment problems either, so you get consistently excellent pictures year after year.

### Black-Matrix Picture Tube

The GR-2001's 25" (diagonal) ultra-rectangular picture tube [7] provides one of the brightest, sharpest pictures in the world. The tube is fully shielded to maintain outstanding color purity by eliminating stray magnetic fields.

### Easy To Assemble

Though the GR-2001 is one of our more complex kits, the average person shouldn't have any difficulty in assembling it. A step-by-step illustrated manual will lead you through assembly right up to troubleshooting and testing. And if you do happen to need assistance, help is only a phone call away. A complete staff of Technical Consultants will answer all your questions. We won't let you down.

### GR-2001 Specifications

Deflection: Magnetic 90°.

Focus: Electrostatic.

Convergence: Magnetic.

Antenna Input Impedance: VHF: 300Ω balanced or 75Ω unbalanced. UHF: 300Ω balanced.

Picture IF Carrier: 45.74 MHz.

Sound IF Carrier: 41.25 MHz.

Color IF Subcarrier: 42.17 MHz.

Sound IF Frequency: 4.5 MHz.

Video IF Bandwidth: 4.08 MHz at 6 dB down.

Hi-Fi Output: Frequency Response: ±1 dB, 50 Hz to 15 kHz.

Output Voltage: Greater than 1.0 V RMS.

Audio Output: 4Ω or 8Ω, 2 Watts.


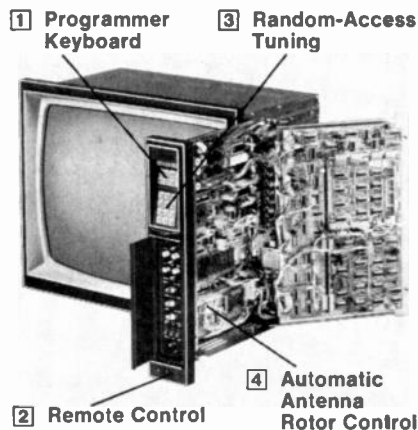
Power Requirement: 110 to 130 Volts AC, 60 Hz, 200 Watts.

Kit Net Weight: 146 lbs.

GR-2001 TV kit alone (chassis, picture tube and one speaker): 699.95

Send for your FREE copy of our new catalog containing almost 400 fun and practical electronic kits.

Heath Company, Dept. 20-24  
Benton Harbor, Michigan 49022






**the world's only computerized TV system.**



FREE INFORMATION CARD



## Needle in the hi-fi haystack.

Even we were astounded at how difficult it is to find an adequate other-brand replacement stylus for a Shure cartridge. We recently purchased 241 random styli that were not manufactured by Shure, but were being sold as replacements for our cartridges. Only ONE of these 241 styli could pass the same basic production line performance tests that ALL genuine Shure styli must pass. But don't simply accept what we say here. Send for the

documented test results we've compiled for you in data booklet #AL548. Insist on a genuine Shure stylus so that your cartridge will retain its original performance capability—and at the same time protect your records.

Shure Brothers Inc.  
222 Hartrey Ave., Evanston, IL 60204  
In Canada: A. C. Simmonds & Sons Limited



MANUFACTURERS OF HIGH FIDELITY COMPONENTS, MICROPHONES, SOUND SYSTEMS AND RELATED CIRCUITRY  
CIRCLE 83 ON FREE INFORMATION CARD

### LETTERS

continued from page 16

ming more and more dependent on electronics and I feel that **Radio-Electronics** and its contributors would assist readers greatly if these and other photography projects were published.

How about it? Would some of you out there in your basement/garage laboratories design some of these projects and submit it to **Radio-Electronics**. Lots of us out here would appreciate it. Thanks.

DANIEL A. MARCEK, SR.  
Nashua, NH

### CLASS G

I have just read the article on Class-G amplification that appeared in the August 1976 issue. I thought it was not only interesting, but well written and informative.

Regarding the possible confusion between Classes A, B, C, D, E, F, and S. Class G seems a satisfactory name, since the multivoltage mode of operation does differ from other modes or classes. However, I hope that various manufacturers will use some restraint and not start naming their amplifiers Class H, Class Z, etc., when they have only minor circuit differences from others. I hope also that they will not try to make class definitions their own trademarks. Either of these will only add confusion to the field.

FREDERICK H. RAAB  
Burlington, VT

### CLASS-G REPLY

Thank you for your letter. As a matter of fact, Hitachi, wisely or not, has decided to call their circuit a "Series E" circuit rather than Class G, which they had at first proposed when I discussed this new, efficient circuit with them some months ago. Mr. Sampei, who originated the practical circuits used, was evidently aware of the conflict between Class E and his own circuit innovation, but the sales department of Hitachi prevailed, and Series E it will be. This change was made too late for inclusion in my article in **Radio-Electronics**.

You are quite right in saying that classes of amplification should not be assigned with utter abandon.

LEN FELDMAN  
Contributing Hi-Fi Editor

### LONG DISTANCE TV

I need help in selecting a TV booster. The area that I live in (Melbourne) is 60 miles to the nearest TV station with additional stations located in Miami and Tampa some 150 miles away. Standard TV boosters amplify too much noise and adjacent channel interference, so I think that I need a "tuned" or switched type of booster. Has any reader of **Radio-Electronics** found any method of getting in such long distant stations with reasonably good picture quality? Does anyone know of a manufacturer that makes a switchable TV booster?

HAROLD PALLATZ  
Box 1237-EG  
Melbourne, FL 32935

Suddenly, you're the most versatile shop in town.

With this little 25-pound test jig, you can adapt to over 10,000 color sets, 59 different brands. Delta 70° and 90° tube, hybrid, transistor, SCR sweep. Anode voltages to 30kV and more. Regular 4.5kV and 7.1kV focus voltages.

And our new optional In-Line Test Kit lets you handle more than 100

precision in-line chassis, including RCA, Magnavox, Admiral and Sears. (We're the first test-jig manufacturer to offer a kit like this.)

CK3000 comes to you fully assembled, pretested and ready to use. Just plug it in,

and you're in business. See it now, at your Sylvania distributor.

GTE Sylvania, Electronic Components Group, 100 First Avenue, Waltham, Massachusetts 02154.

## The Sylvania CK3000




**Simply the most versatile test jig  
you can buy.**

**GTE SYLVANIA**



# The IMSAI 8080.

## A commercial yet personally affordable computer.



If you thought you could never afford a computer at home, think again. The IMSAI 8080 is built for rugged industrial performance. Yet its prices are competitive with Altair's hobbyist kit. Fully assembled, the 8080 is \$931. Unassembled, it's \$599.

The IMSAI 8080 is made for commercial users, and it looks it. Inside and out. The cabinet is attractive, heavy gauge aluminum. The heavy duty lucite front panel has an extra 8 program controlled LED's. It plugs directly into the Mother Board without a wire harness. And rugged commercial grade paddle switches are backed up by reliable debouncing circuits.

The system is optionally expandable to a substantial system with 22 slots in a single printed circuit board. And the durable card cage is made of commercial-grade anodized aluminum.

The IMSAI 8080 power supply produces a true 28 amp current, enough to power a full system. You can expand to a powerful system with 64K of software protectable memory plus an intelligent floppy disk controller. You can add an audio tape cassette input device, a printer plus a video terminal and a teletype. And these peripherals will function with an 8-level priority interrupt system. BASIC software is available in 4K, 8K and 12K.

Get a complete illustrated brochure describing the IMSAI 8080, options, peripherals, software, prices and specifications. Send one dollar to cover handling to IMS, The IMSAI 8080. From the same technology that developed the HYPERCUBE Computer architecture and Intelligent Disk systems. Dealer inquiries invited.

# IMS

IMS Associates, Inc.  
14860 Wicks Boulevard  
San Leandro, CA 94577  
(415) 483-2093

Dept. RE-12

# KOMPUTER KORNER

TIM BARRY

WE PREVIOUSLY DISCUSSED THE DATA TRANSFER and arithmetic/logic instructions that can be performed by the 8080. This month we conclude this presentation with a discussion of the transfer of control and processor control instruction groups. (You may wish to refer to the two previous columns for an explanation of some of the features mentioned and the notations used to represent various register groups, data types, and data transfers.)

## Transfer of control instructions

Any instruction that is used to transfer the execution of the program from where it is currently executing to another place in memory is considered to be a member of this group. Transfers of control can be considered to be either *returning* or *non-returning*. A non-returning transfer, once executed, has no way of knowing the memory address that it was transferred from because it does not save the address of the next instruction to be executed prior to executing the transfer. A returning transfer, on the other hand, saves the address of the next instruction where the program is executing before the transfer is executed. This saved address can be used later in the program to return control to the

place in the program where the transfer occurred. A non-returning transfer is usually called a *program jump* or a *program branch*. A returning transfer is usually called a *subroutine call*. The transfer of control back to a returning transfer is usually called a *subroutine return*.


Transfers of control—whether jumps, calls or returns—can be considered to be either *conditional* or *unconditional*. Unconditional transfers are executed whenever they are encountered, regardless of the state of the processor flags. Conditional transfers are executed based upon the state of internal processor flags. If the specified condition is met, the transfer takes place. If the condition is not met, the instruction is ignored and execution continues on (i.e. Jump if zero, call if no carry, etc.). Different processors have different flags, and hence different conditional instructions. However, all computers will have some conditional instructions, because this is the feature that allows the processor to respond to the results of tests and operations performed by the arithmetic/logic unit.

The 8080 offers both returned and unreturned transfers of control. The unreturned transfers are called *jump* instructions, the returned transfers are called *call* instructions, and the returns to the addresses saved by returned transfers are called *return* instructions. These transfers are all available in both conditional and unconditional forms. In addition, there is one indirect unconditional transfer instruction (PCHL) and a group of special truncated unconditional subroutine calls (RST).

The returning transfer-of-control instructions executed by the 8080 save the return address in the area of memory addressed by the stack pointer. Before the transfer is executed, the program-counter address where execution is to return is pushed into the top two locations of the stack. When a return is executed, the contents of the top two locations of the stack are popped into the program counter, thereby transferring control to that location.

This is a very convenient way to handle subroutine return addresses, but it requires us to pay careful attention to the stack operations performed by the rest of the program. We have other program operations that can *push* and *pop* data using the stack. If these operations don't match properly, the stack pointer may not be pointing to the correct return address when a subroutine return is executed. When this happens, something other than the intended return address is placed into the program counter. This results in the execution of a "return to random address" instruction, usually followed immediately by a dramatic change in program execution. To avoid this problem, you must always make sure that data is taken out of the stack in the reverse order that it is put into it. It also means that the last subroutine called

*continued on page 24*



## endeco soldering & desoldering equipment

**SOLDERING IRONS**  
Pencil style. Safety light. Two heats — 20w and 40w. 6 tips. Unbreakable handle. 2 and 3 wire neoprene cords.

**DESOLDERING IRONS**  
Pencil style. Safety light. Some operate at 40w, idle at 20w. 8 tip sizes. 2 and 3 wire neoprene cords.

**SOLDERING & DESOLDERING KITS**  
Everything needed to solder or desolder or both. All in a handy lifetime metal box with hasp.

See your distributor or write

**Enterprise Development Corp.**  
5127 E. 65th St. • Indianapolis IN 46220  
PHONE (317) 251-1231

CIRCLE 11 ON FREE INFORMATION CARD

# Now...the digital do-it-yourself radio check.



Hickok's new Model 38 CB Monitor gives you instant, direct digital readout of your rig's frequency, output power and SWR.

On frequency? You know it—to six digits!



Getting out? Be sure—with a three-digit output power reading.



Got a good match? You can't match Hickok's 4-digit SWR readout!



No calibration. No set-up. No dials to compare. Just big, bright, beautiful digits that tell you what's what at a glance. And it's made in the USA by one of America's leading test equipment manufacturers.

Available now at these and other leading distributors, or contact them for your nearest dealer.

Trans-Audio  
Columbus, O.

Standard Electronics, Inc.  
Buffalo, N.Y.

Puts Radio Sales, Inc.  
Peoria Hts. Ill.

National S.S.B. & C.B.  
Miami, Fla.

McClintok's Radio-Electronics  
Elwood, Ind.

Klaus Radio, Inc.  
Peoria, Ill.

Komara Electronics  
Youngstown, O.

Fordham Radio Supply Co.  
Farmingdale, N.Y.

Charles Radio, Co.  
Mt. Carroll, Ill.

Central Illinois Distr. Co.  
Champaign, Ill.

Burstein-Applebee, Co.  
Kansas City, Mo.

Amateur Electronic Supply  
Milwaukee, Wisc. · Cleve. O.

Bennies Communications  
Berwick, Penna.

Electronic Supply, Co.  
Bedford, Ind.

Path Communications Center  
S. Williamsport, Penna.

It's a complete do-it-yourself radio check you can depend on. And it couldn't be easier.

Handy rear panel coax and power connectors let you plug your Hickok CB Monitor right in between your rig and your antenna, and power it from either 12 VDC or 115 VAC.

But first you'll have to plug in to your local Hickok distributor. Do it now.

**Digital frequency! Digital power! Digital SWR!**  
Specifications:

- 15MHz to 35MHz
- $\pm .001\%$  frequency accuracy
- 7"W x 2 1/4" H x 6"D
- 01.0 to 10.0 watts
- 01.00 to 20.00 SWR
- 115VAC or 12VDC power.
- Supplied with mobile dash mounting bracket & hardware.

## HICKOK


**the value innovator**

INSTRUMENTATION & CONTROLS DIVISION  
THE HICKOK ELECTRICAL INSTRUMENT CO.  
10514 Dupont Avenue • Cleveland, Ohio 44108  
(216) 541-8060 • TWX: 810-421-8286



# You Can't Do Better For Twice The Price

STAX SR-44—Incomparable frequency response, efficiency and transient rise time for \$85.



American Audioport  
Columbia, Mo. 65201

CIRCLE 76 ON FREE INFORMATION CARD

## KOMPUTER KORNER

continued from page 22

must be the first one returned. The number of unreturned subroutine calls that have been executed prior to the first return being executed is called *subroutine nesting*. When you hear a programmer say that his program is "nested four deep" at some point, he means that four subroutines have been called and none have executed returns. Keeping track of subroutine nesting and data transfers with the stack is called *balancing the stack*, and it is essential to correct program operation.

In addition to balancing the stack, you must be sure that no program operations inadvertently modify the contents of the stack. This can happen when the stack nesting causes it to overlap with other assigned program storage. It can also happen when some routine that transfers data into memory gets out of control and overruns into the stack area. To avoid these problems, it is best to locate the stack in an area of memory that is not used by any other portion of the program. If this is not possible, you must compute stack usage based on nesting and stack use and allocate an area among the rest of your program storage for stack use. The stack is a very powerful feature, but it must be used with care to avoid problems.

### Unconditional transfers of control

This group of 8080 instructions is executed whenever they are encountered during program execution.

**JMP Addr** (3)

Operation Performed:  $\text{Addr}_{0-15} \rightarrow \text{PC}_{0-15}$   
The 16-bit address included with the instruction is loaded into the program counter.

**CALL Addr** (3)

Operation Performed:  $(\text{PC}_{8-15}) \rightarrow [\text{SP}-1]$   
 $(\text{PC}_{0-7}) \rightarrow [\text{SP}-2]$   
 $\text{Addr}_{0-15} \rightarrow \text{PC}_{0-15}$   
 $(\text{SP}) + 2 \rightarrow \text{SP}$

The address of the next instruction to be executed after the subroutine returns is pushed onto the stack. Then the 16-bit address included with the instruction is loaded into the program counter.

**RET** (1)

Operation Performed:  $[\text{SP}] \rightarrow \text{PC}_{0-7}$   
 $[\text{SP} + 1] \rightarrow \text{PC}_{8-15}$   
 $(\text{SP}) + 2 \rightarrow \text{SP}$

The contents of memory addressed by the stack pointer are popped into the program counter, transferring control to that location.

**PCHL** (1)

Operation Performed:  $(\text{HL}) \rightarrow \text{PC}$   
The contents of the HL register are transferred into the program counter. (This instruction was also included as a data-transfer instruction.)

**RST L** (1)

where L is an integer in the range 0-7.  
Operation Performed:  $(\text{PC}_{8-15}) \rightarrow [\text{SP}-1]$   
 $(\text{PC}_{0-7}) \rightarrow [\text{SP}-2]$   
 $8 * L \rightarrow \text{PC}_{0-15}$   
 $(\text{SP}) + 2 \rightarrow \text{SP}$

The RST instruction is actually a call instruction which is hardware defined to call a fixed block of memory locations. Upon execution, a RST instruction behaves exactly as a subroutine call to the location  $8 * L$ . Thus the instruction RST 1 would be equivalent to CALL 8. A transfer initiated by a RST instruction is returned using a return instruction, exactly like any other subroutine call. The RST instructions are provided so that an external device can interrupt the 8080 and provide a single-byte instruction to transfer to a device-service routine.

### Conditional transfers of control

The 8080 provides a wide selection of conditional transfer instructions. The state of the four ALU flags (carry, zero, sign, and parity) can be used to determine the execution of jumps, calls or returns. The condition code symbols used to represent these various flag conditions are as follows:

#### Symbol Condition Tested

Z	Transfer if zero
NZ	Transfer if not zero
C	Transfer if carry
NC	Transfer if no carry
P	Transfer if sign flag is plus
M	Transfer if sign flag is minus
PE	Transfer if parity flag is even
PO	Transfer if parity flag is odd

A conditional transfer is formed by adding the appropriate character prefix (J for jump, C for call, or R for return) to the condition symbol. Jump if parity even would thus be

continued on page 30

only \$9.95 ppd

**Now you can cook-up hot programs on your "8080"**

A gourmet's delight of practical "how to" facts, including description of "8080" instruction set. How to manipulate "8080" stack. Flow charts. Source listings. Routines for multiple precision operation. Programming time delays for real time applications. Random number generators. Completely assembled floating point math program. Input/output processing for basic I/O programming through interrupt processing. Code, numeric conversion routines. Real time programming. Search/sort routines. Plus many more finger-lickin' goodies.

Order your copy of Scelbi's "8080" Software Gourmet Guide & Cook Book today! Only \$9.95 ppd. Bon appetite!

**SCELBI COMPUTER CONSULTING INC.**

1322 Rear Boston Post Road  
Milford, CT 06460 • (203) 874-1573

CIRCLE 28 ON FREE INFORMATION CARD

# now 3-strong

## Xcelite® family of attaché tool cases



TC-150/ST

And here's the newest addition... Model TC-150/ST... containing an intermediate assortment of tools for the technician, serviceman, or field engineer. It contains 52 items in all, including 24 famous Xcelite "Series 99" interchangeable-blade tools, a broad variety of other Xcelite Professional screwdrivers, nutdrivers, pliers, cutters, strippers, measuring tapes, and specialized electronic tools, plus the Weller® Cordless Soldering Iron and recharger, an added convenience where outlets aren't accessible. Tools are mounted in see-thru pockets on removable pallets in a durable, attractive case with Whiskey-tan Marvelon exterior and sun-tan vinyl lining. Plenty of extra space for additional tools, prints and manuals! Solid brass hardware and padded handle are additional quality touches.

It joins the other fast-selling members of the family... Model TC-100/ST, the "big daddy" of Xcelite's cased tool sets, with the greatest variety—a total of 86 types and sizes of drivers, wrenches, pliers, cutters, strippers... and Model TC-200/ST, the 37-piece set that's unequalled in economy and value.

Request literature and prices right away... and stock up. Your customers will soon be asking about TC-150/ST and the other Xcelite Attaché Tool Cases.



**Weller-Xcelite Electronics Division**  
**The Cooper Group**

Apex, N. C. 27502



TC-100/ST



TC-200/ST

CIRCLE 17 ON FREE INFORMATION CARD

# Should your career in electronics go beyond TV repair?

**CREI prepares you at home  
for broader and more advanced  
opportunities in electronics —  
plus offers you special arrangements  
for engineering degrees**

There is no doubt television repair can be an interesting and profitable career field. TV repair, however, is only one of the many career areas in the fast growing field of electronics.

As an indication of how career areas compare, the consumer area of electronics (of which TV is a part) makes up less than one-fourth of all electronic equipment manufactured today. Nearly twice as much equipment is manufactured for the communications and industrial fields. Still another area larger than consumer electronics is the government area. That is the uses of electronics in such areas as research and development, the space program, and others.

Just as television is only one part of the consumer field, these other fields of electronics are made up of many career areas. For example, there are computer electronics, microwave and satellite communications, cable television, even the broadcast systems that bring programs to home television sets.

As you may realize, career opportunities in these other areas of electronics are mostly for advanced technical personnel. To qualify for these higher level positions, you need college-level training in electronics. Of course, while it takes extra preparation to qualify for these career areas, the rewards are greater both in the interesting nature of the work and in higher pay. Furthermore, there is a growing demand for personnel in these areas.

Unlike most other home study schools, CREI programs are devoted exclusively to preparing you for careers in advanced electronics. All of CREI programs are college level. And CREI gives you both theory and practical experience in advanced electronics.

## **Unique Design Lab**

A unique feature of CREI training is its Electronic Design Laboratory Program, which trains you to actually design circuits. It also helps you understand the theories of advanced electronics and gives you extensive practical experience in such areas as tests and measurements, breadboarding, prototype construction, circuit operation and behavior, characteristics of electronic components and how to apply integrated circuits.

# Career Training at Home

Only CREI offers this unique Lab Program. It is a complete college lab and, we believe, better than you will find in most colleges. The "Lab" is one of the factors that makes CREI training interesting and effective. And the professional equipment in this program becomes yours to keep and use throughout your professional career after you complete the training.

## Engineering Degree

CREI offers you special arrangements for earning credit for engineering degrees at certain colleges and universities as part of your home study training program. An important advantage in these arrangements is that you can continue your full time job while "going to college" with CREI. This also means you can apply your CREI training in your work and get practical experience to qualify for career advancement.

## Wide Choice of Programs

CREI gives you a choice of specialization in 14 areas of electronics. You can select exactly the area of electronics best for your career field. You can specialize in such areas as computer electronics, communications engineering, microwave, CATV, television (broadcast) engineering and many other areas of modern electronics.

## FREE Book

In the brief space here, there isn't room to give you all of the facts about CREI college-level, home study programs in electronics. So we invite you to send for our free catalog (if you are qualified to take a CREI program). The catalog has over 80, fully illustrated pages describing your opportunities in advanced electronics and the details of CREI home study programs.

## Qualifications

You may be eligible to take a CREI college-level program in electronics if you are a high school graduate (or the true equivalent) and have previous training or experience in electronics. Program arrangements are available depending upon whether you have extensive or minimum experience in electronics.

Send for this **FREE** Book describing your opportunities and CREI college-level programs in electronics



Mail card or write describing qualifications to

**CREI** **CAPITOL  
RADIO  
ENGINEERING  
INSTITUTE**

McGraw-Hill Continuing Education Center  
3939 Wisconsin Avenue Northwest  
Washington, D.C. 20016

Accredited Member National Home Study Council


## GI Bill

*CREI programs are approved for training of veterans and servicemen under the G.I. Bill.*



DECEMBER 1976





**MODEL 100 AUDIO RESPONSE PLOTTING SYSTEM** and general purpose sweep/tone burst/pulse generator consists of two sine /square/triangle function generators, pulse generator, frequency counter and peak amplitude measurement sections. It is primarily intended to generate a frequency response plot on an X-Y recorder or scope.

Time base generator offers symmetrical or independent control of the positive and negative sides of the ramp providing a duty cycle of .7% to 99.3%. Frequency range is .0035Hz to 100kHz. Amplitude is 15Vpp into 500 ohms with  $\pm 5$ VDC offset. The time base output drives the X axis of an X-Y recorder.

Audio sweep generator provides manual frequency adjustment or log/linear sweep of 20Hz to 20kHz. Blanking mode produces zero reference line on X-Y recorder or tone burst. Amplitude is 15 Vpp into 500 ohms or 10 Vpp into an 8 ohm speaker.

Pulse generator frequency range is .0035Hz to 525kHz. Pulse width is adjusted independent of frequency from 4 seconds to 40 nanoseconds. Outputs are complimentary TTL.

Peak amplitude measurement section measures internal or external signals from mike to power amp level. Amplitude output drives Y axis of X-Y recorder.

Frequency counter is 6 digit, line triggered, and reads either internal or external. Sensitivity is 50 mv peak at 20kHz.

Dimensions: 8 x 14 x 3. Warranty: 1 year. \$525, stock to 30 days.

**FIDELITY SOUND** 1894 Commercenter W. #105 San Bernardino, Ca 92408 (714) 889-7823  
**CIRCLE 6 ON FREE INFORMATION CARD**

**KOMPUTER KORNER**  
*continued from page 24*

JPE, call if sign is minus would be CM, and so on.

**J(COND) Addr (3)**  
Operation Performed: If (COND) is true, then  
Addr<sub>0-15</sub> → PC<sub>0-15</sub>,  
otherwise  
(PC) + 3 → PC

If the condition code specified is true, transfer to the location specified by the 16-bit address included with the instruction. Otherwise, continue execution with the next instruction.

**C(COND) Addr (3)**  
Operation Performed: If (COND) is true, then  
(PC<sub>8-15</sub>) → [SP-1]  
(PC<sub>0-7</sub>) → [SP-2]  
Addr<sub>0-15</sub> → PC<sub>0-15</sub>  
(SP) - 2 → SP,  
otherwise  
(PC) + 3 → PC

If the condition code specified is true, the address of the next instruction to be executed upon return is pushed onto the stack and control is transferred to the location specified by the 16-bit address included with the instruction. Otherwise, continue execution with the next instruction.

**R(COND) (1)**  
Operation Performed: If (COND) is true, then [SP] → PC<sub>0-7</sub>

[SP + 1] → PC<sub>8-15</sub>  
(SP) + 2 → SP,  
otherwise  
(PC) + 1 → PC

If the condition code specified is true, the top elements of memory as addressed by the stack pointer are popped into the program counter, transferring program execution to that location. Otherwise, continue execution with the next instruction.

**Processor control instructions**

Computers provide a small group of instructions that can be used to control the operation of the actual CPU hardware. These instructions are concerned with enabling and disabling the computer's interrupt facility, setting up I/O device priority, halting and resetting the processor and so on. These instructions are not used often, but it is important to understand their operation for those times when you will need them and want to use them.

The 8080 has four processor-control instructions. These instructions include an instruction that does nothing (often needed, believe it or not), a computer-halt instruction, and instructions to enable and disable the processor's response to interrupts.

**NOP (1)**

The NOP operation does nothing. It is present in the instruction set to allow you to delete operations when debugging, leave space for program additions and provide a fixed execution time interval for use in program timing loops.

**HLT (1)**



**"FERRET" TV MINI-ANALYZER**  
**FOR FAST STEP-BY-STEP TROUBLE SHOOTING**

**SUB TUNER**

VHF AND UHF TUNER FOR RAPID TESTING OF ALL CHANNELS. CALIBRATED GAIN ADJUSTMENTS PROVIDE FOR SIGNAL STRENGTH COMPARISON.

**DIGITAL GENERATOR**

CRYSTAL CONTROLLED FOR GENERATING STABLE PATTERNS WHEN CONVERGING RED, GREEN AND BLUE GUNS. IDEAL FOR LINEARITY, PIN CUSHION, CENTERING, FOCUS AND ALL PICTURE ADJUSTMENTS.

**40 MHz OUTPUTS**

IF SIGNALS FROM DIGITAL GENERATOR AND SUB TUNER FOR STAGE-BY-STAGE ANALYZING AND TROUBLE SHOOTING.



**SG 785 \$99.95**


**GENERATOR SECTION**

**CROSS-HATCH**



**LINEARITY ADJUSTMENT**  
STANDARD FOR VERTICAL AND HORIZONTAL POSITIONING, PICTURE CONTRAST, IF BANDWIDTH TEST

**DOT PATTERN**



**CONVERGENCE ADJUSTMENT**  
STATIC AND DYNAMIC CONVERGENCE, BEAM ADJUSTMENTS.

The VHF/UHF section of the Ferret allows direct substitution of the TV's tuner for fast, positive localizing of front end trouble.

The crystal controlled digital circuitry assures complete accuracy of both the vertical and horizontal frequencies. Accuracy is better than .005%. Output from the generator may be coupled thru the tuner section or directly to the IF-video stages. Resolution is limited only by the picture quality of the TV receiver. Operates from 105 to 125 volts 50-60Hz.



2849 FULTON STREET; BROOKLYN, NY 11207  
PHONE: (212) 827-1500

**SOLD THRU DISTRIBUTORS ONLY**

Please send me more information. **D6**  
Name \_\_\_\_\_  
Address \_\_\_\_\_  
Code \_\_\_\_\_



The HLT operation causes the processor to halt execution. Halting the processor should be done with care, since once halted it can only be restarted by a hardware reset or an interrupt. If the processor interrupt structure is disabled and you halt it, you lose. Generally, the processor should never be halted. If you can't find something useful for it to do, turn the computer off and save the energy.

**EI (I)**

The EI instruction is used to enable the 8080 to accept interrupts from external devices. It is important to remember that one of the 8080's hardware characteristics is that it disables the interrupt facility when it acknowledges an interrupt. You must therefore include an EI instruction somewhere in your device-service routine if you want to be able to process further interrupts.

**DI (I)**

The DI instruction is used to disable the acceptance of interrupts from external devices. It is used primarily to lock-out interrupts during time sensitive sections of code. In this case, the time required to service the interrupting device could introduce errors into the program. This type of condition is seldom encountered, and you should use the DI instruction with caution. Anytime you have the interrupts disabled there is the possibility that data will be lost when a device interrupt request is denied.

This article concludes a presentation of the 8080's instruction set. We have now studied the 8080 from both a hardware and a software standpoint. We can now start to examine actual programming techniques and digital systems using the 8080. R-E

**Illegal New Jersey CB gear confiscated by authorities**

More than \$10,000 worth of illegally used CB radio equipment was seized last July 22 in a crack-down on illegal Citizens band operators in the northern New Jersey area. The United States Attorney for the District of New Jersey, John L. Goldstein, United States marshalls, accompanied by agents of the FCC from Maryland, Pennsylvania and New York, simultaneously executed seven search warrants in Wayne, Parsippany, Troy Hills, Upper Saddle River, Wayne, Patterson and Whippany, seized the equipment and closed down the stations.

Among the violations with which the operators were charged were transmission on unauthorized frequencies, which, Goldstein said, jeopardized police, fire, rescue and aircraft communications, as well as interfering with legitimate CB users, government radio use, public and special industries radio services and even AM/FM and television reception.

Federal law provides penalties up to \$500 per day, per offense, for violation of FCC Rules and Regulations, and one year's imprisonment and a \$10,000 fine for unlicensed use. R-E

**LECTROTECH  
50 MHz FREQUENCY COUNTER**



- 8 Digit Display provides one Hz resolution
- 50 MHz Guaranteed

Made in U.S.A.  
One Year Warranty

FC-50 Frequency Counter is the ideal instrument for measuring frequency and adjusting CB, Business Band, Marine and other radio receivers and transmitters up to 50 MHz including scanner crystal frequencies.

- 8 Digit Display eliminates the need for overflow, no memorizing of first 2 most significant digits.
- Operates from both AC and DC power sources. FC-50 is capable of operation from 12 volt DC source such as auto battery with optional cigar lighter attachment. Permits CB frequency checks directly in vehicle. (Other accessories available for complete CB servicing)
- New LSI (Large Scale Integration) frequency counter circuitry provides precise accuracy in servicing and greater reliability at lower cost to you

**\$199<sup>50</sup>**  
... net only

**SPECIFICATIONS:**

Frequency Range: 10 Hz to 50 MHz. Number of Digits: 8 full digit display. Digit Size: 0.5 inch. Resolution: 1 second gate—1 Hz. 1 m-sec gate—1 KHz. Gate Times: 1 second and 1 milli second. Sensitivity: 30 mv RMS to 40 MHz. 50 mv RMS 40 to 50 MHz. Input Impedance: 1 megohm and 30 pf. Connector: Front panel BNC. Input Protection: Max Input. DC and AC Peak. Frequency Range—10 Hz to 100 KHz /250 Volts. 100 KHz to 5 MHz., 100 Volts. 5 MHz to 50 MHz./50 Volts. Line Voltage Stability: Better than ± 1 PPM after 30 min warmup. Time Base Setability: ± 1 Hz. Temperature Stability: Better than ± 10 PPM from 0-50 Deg. C. Power Requirements: 105-130 V. 60 Hz. 15 Watts max., or operation from 12 volt car battery with optional cigar lighter attachment cord. Size: 2.5 x 8.25 x 8.25". Weight: 4 lbs. Handle: Combination carrying handle and tilt stand.

See your distributor or write:



**LECTROTECH, INC.**

5810 N. Western Ave., Chicago, Illinois 60659 (312) 769-6262

**FREE catalog**  
over 2000  
unique tools,  
handy kits,  
precision  
instruments,  
technical  
supplies.

Over 24 years of service to the world's finest craftsmen and technicians.

A carefully selected and tested assortment of unique, hard-to-find tools, clever gadgets, precision instruments, bargain kits. One-stop shopping for the technician, craftsman, hobbyist, lab specialist, production supervisor. Many tools and measuring instruments available nowhere else. One of the most unusual and complete tool catalogs anywhere. Get your copy of the NC FLASHER today.

**National Camera**  
2000 West Union Ave., Dept. GBA  
Englewood, Colorado 80110  
(303) 789-1893

CIRCLE 15 ON FREE INFORMATION CARD

CIRCLE 82 ON FREE INFORMATION CARD

# Get in on the CB Service BOOM with the B&K Test Bench



# WITH THE MODEL 1040 CB SERVICEMASTER IT'S EASY, IT'S FAST AND IT'S PROFITABLE.

MODEL 1040  
\$250

The B&K-PRECISION CB Servicemaster is designed for rapid programmed testing and trouble shooting of any CB transceiver.

It functions as a test center and enables you to quickly check all of the significant performance characteristics of the transceiver with one hook-up—in a matter of minutes.

## When used with a scope and signal generator, you can:

- Measure signal-to-noise ratio of CB receiver
- Measure audio output power
- Measure audio distortion percentage
- Measure receiver sensitivity
- Check AGC
- Measure effectiveness of CB noise limiter or blanker (when used with an impulse noise generator)
- Measure squelch threshold
- Measure adjacent channel rejection
- Measure transmitter AM power output—even mobile!
- Measure SSB power output with TRUE peak-reading RF Wattmeter
- Check AM modulation
- Check SSB modulation with a two-tone test—the only accurate way!
- Measure antenna SWR—even mobile!
- Check the transceiver in the car to determine if the problem is in the antenna system or the transceiver

You can save \$500—\$1,500 in equipment costs because the CB Servicemaster eliminates many of the test instruments you would otherwise need for CB servicing. These instruments, or their functions, are built into the unit:

- Audio wattmeter
- Audio generator
- Distortion meter
- RF wattmeter/dummy load
- DB meter
- SWR bridge

A built-in transmit mixer circuit converts a safe level of 27 MHz input signal down to approximately 1 MHz for scope display, allowing you to display the modulated RF signal on a 2 MHz scope!


These instruments—which you should have, if you don't own them already, are all you need to get the maximum use from your CB Servicemaster. And the B&K CB Servicemaster is compatible with most oscilloscopes, frequency counters, signal generators and power supplies on the market today.



### MODEL 1403A—3", 5 MHz Recurrent Sweep Oscilloscope

Checks CB modulation and provides viewing of 27MHz CB envelope when used with the Model 1040. Small, compact and inexpensive, it frees other scopes for more effective use.

Model 1403A \$209



### MODEL 1640—Regulated Power Supply

Designed especially for CB and other mobile equipment, the 1640 eliminates changes in supply voltage due to load variations. A stable power supply is essential to precise testing of the transceivers. Less than 0.8% variation from zero to full load. 3 amps continuous, 5 amps surge. Adjustable to any output from 11 to 15 VDC. Suppressed zero scale for greater accuracy. Overload protectec.


Model 1640 \$100



### MODEL 1801—Digital Frequency Counter

To quickly determine the exact frequency of a CB channel, the 1801 automatically displays it for you in large, easy-to-read digits. You can tune oscillators precisely, conduct audio frequency analysis tests. Six digit display is updated five times per second. Accuracy guaranteed to 40MHz; 60MHz typical.

Model 1801 \$240



### MODEL 2040—40 Channel CB Signal Generator

Covers all 40 authorized channels. AM and SSB and ten adjacent unassigned channels. Ultra-stable crystal-controlled, phase-locked-loop frequency generation. Has 5 ppm accuracy. Output attenuator and vernier provide calibrated outputs from 100,000  $\mu$ V to 0.1  $\mu$ V for receiver sensitivity measurements. Includes EIA standard noise test signal generator to check receiver noise suppression. Internal 400, 1000 and 2500 Hz modulating frequencies—can also be externally modulated. Internal protection against 5W RF input.

Model 2040 \$475

For additional information, contact your B&K-PRECISION distributor for our comprehensive brochure describing the operation of the Model 1040 CB Servicemaster and the CB Service Center—or write us for your free copy.

## B&K PRECISION

DYNASCAN CORPORATION  
Makers of Cobra CB Equipment

6460 W. Cortland Avenue  
Chicago, IL 60635 312/889-9087



**A Completely Portable,  
Polytonic Synthesizer System  
For Under \$140.00**

CONJURE IT UP FROM:

THE GNOME MICRO-SYNTHESIZER kit  
no. 3740 \$48.95 + 4 lbs. shipping

— AND —

OZ-MINI-ORGAN & POLYTONIC PITCH SOURCE  
kit no 3760 \$84.95 + 12 lbs. shipping


Hear them on our 24 hr Demo-Line (405)843-7396  
and get our FREE CATALOG with more

**Magical Musicalkits**

FROM **RAIA** ELECTRONICS DEPT. 12-R  
1020 WEST WILSHIRE BLVD  
OKLAHOMA CITY, OK 73116  
CIRCLE 73 ON FREE INFORMATION CARD

# equipment reports

## Heathkit AP-1615 Stereo Preamplifier



IN A SOUND SYSTEM A GOOD AUDIO PREAMP should minimally distort and add negligible noise to the amplified signal. The preamp must also be versatile since it is the switching center between the input sources, power amplifier and tape recorder inputs. Heath's AP-1615 meets these requirements nicely in an attractive low-cost package.

Except for the power transformer and related parts, connectors and switches, all components mount on a single printed-circuit

board. Kit assembly is easy and after some soldering practice, a beginner should be able to do a reasonable job.

The AP-1615 is divided into three distinct sections: the phono input stage, a high-level preamp stage and the headphone filter-amplifier. Input signals from the turntable are boosted by a low-noise A739 integrated circuit operational amplifier stage. The frequency and noise performance of the phono preamp is determined primarily by the input stage. Noise and hum are specified at -65 dB with respect to rated output. The "A739 IC" is used only for the two phono-input positions on the front-panel selector switch. For other signal sources, the input to this stage is grounded.

Stabilization and frequency characteristics of the phono preamp are controlled by the feedback components. The feedback network shapes the frequency response to within  $\pm 0.5$  dB of the RIAA equalization characteristic from 30 Hz to 15 kHz. Sensitivity is 2 millivolts for rated 1.5 volt (RMS) output. The input impedance is comprised of 65 pF of capacitance and 47,000 ohms resistance.

Second in the signal chain is the high-level *continued on page 37*

# Performance where it counts

for CB...  
and beyond

These two new wattmeters from VIZ not only let you take advantage of the current CB boom, but also provide exceptional testing capabilities for ham, fm, vhf... even uhf.

### Dummy-load rf wattmeter

- Broadband (1.9 MHz to 512 MHz)
- Easy to operate and read
- VSWR less than 1.15 at 500 MHz

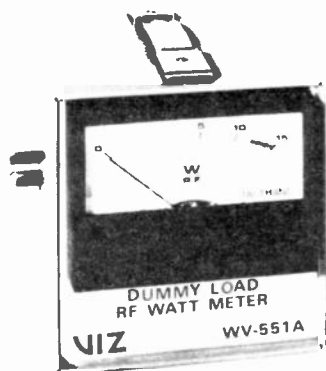
### Thru-line rf wattmeter

- Frequency range 20 MHz to 230 MHz
- Power range 100W or 20W (reflected power 20W or 5W)
- VSWR less than 1.15

See them at your VIZ distributor

**VIZ Test Instruments Group**  
of VIZ Mfg. Co.

335 E. Price St.  
Phila. PA. 19144



**Model WV-551A**  
\$60.00



**Model WV-552A**  
\$150.00

© VIZ  
6710

Formerly  
Instruments

CIRCLE 44 ON FREE INFORMATION CARD

# DECEMBER CB SALE HUGE SAVINGS



THE REALISTIC *One-Hander*<sup>T.M.</sup>

**SAVE 50<sup>00</sup>**

**REG. 149<sup>95</sup> NOW ONLY 99<sup>95</sup>\***

Everything's in ONE Hand!  
Volume/On-Off  
Variable squelch  
LED channel selector/pilot light  
Speaker/Mike



Rugged handset with pushbutton mike, speaker, channel selector, on-off, volume and squelch

Red LED in handset glows when set is "On" and lights the channel number

Coiled cord on handset extends to 5' — lets you mount rest of transceiver out of sight

**SAVE 70<sup>00</sup>**  
**REG. 229<sup>95</sup> 159<sup>95</sup>\***



**SUPERB TRC-55 BASE/MOBILE**

The **One-Hander** is a natural for mobile CB — and Radio Shack invented it. Ride along with all the safety and companionship CB offers — without ever having to fumble around to make adjustments. (The 1½x5¼x7" remote section tucks away under dash, seat or in glovebox for theft protection.) With all crystals for 23-channel coverage. Built-in blanker and ANL chop out ignition-type noise. Ceramic filter cuts station interference. Jack for optional-extra speaker. Adjustable mounting bracket and power cable for any 12VDC pos./neg. gnd. vehicle included. Buy during December — save enough to pay for your (Archer®) antenna!

The **TRC-55** base/mobile unit is packed with convenience and performance features. Whether you use it for personal 2-way communications or for business, you'll appreciate the all-pro design. Crystals for all 23 channels. SWR and S/RF meters. Delta fine-tuning for bringing in off-frequency stations. Adjustable RF gain and an IF filter optimize both weak and strong signals. Digital timer/alarm clock turns on the rig at any preset time. Add an external speaker and it's a public address system, too. On-the-air and modulation lights. With plug-in mike, mobile mounting bracket, AC and DC power cords.



**FREE NEW 1977 CATALOG**

- Exciting New 56th Anniversary Edition
- Over 2000 Exclusive Products
- Full Color • 164 Pages

AT OUR 4200 USA STORES AND DEALERS

EVERYTHING IN QUALITY CB SINCE 1960

# Radio Shack<sup>®</sup>


A TANDY COMPANY • FORT WORTH, TEXAS 76107  
5000 LOCATIONS IN NINE COUNTRIES

\*Retail price may vary at individual stores and dealers



# The easy way to keep up to date in electronics.


Send for the latest facts and techniques from Sams' easy-to-use electronics guides. You'll be 100% satisfied or your money back!



### TTL Cookbook

By Donald E. Lancaster

The latest guide to Transistor-Transistor Logic—what it is and how to interconnect and power it. Gives practical applications. You'll learn to build TTL systems that solve problems, entertain, test, and train. 336 pages. NO. 21035—\$8.95



### Understanding CMOS Integrated Circuits

By Roger Melen and Harry Garland

A no-jargon guide to CMOS and their use. Facts on transmission gates, memories, interfacing, and debugging—diagrams of transmitters, meters, timers, and more. 144 pages. NO. 21129—\$4.95



### Active-Filter Cookbook

By Don Lancaster

All the facts you need to discover and use "active filters." This brand-new book dissects them—then shows how to build and apply them to brainwave research, audio equalizers, speech therapy, psychedelic lighting, and more. 240 pages. NO. 21168—\$14.95



### Wind/Solar Energy

For Radiocommunications and Low-Power Electronic/Electric Applications  
By Edward M. Noll

Harness the power of the wind and sun with simple, economical plans in this new book. Learn all the circuitry and techniques. 208 pages. NO. 21305—\$7.95



### Laser Fundamentals & Applications

By Hrand A. Muncheryan

Cattle branding, "sight" for the blind, bloodless surgery, "ray guns"—these are just a few of the applications discussed. This new laser guide is for beginner and technician alike. 192 pages. NO. 21130—\$6.50



### IC Op-Amp Cookbook

By Walter G. Jung

The new, comprehensive guide to IC op amps. Not only covers basic theory in great detail, but also features over 250 practical applications. An all-encompassing "cookbook" of useful circuits. 592 pages. NO. 20969—\$12.95

163



### Electronics Math

By Alan Andrews

At last, a one-book summary of electronics math for students, technicians, and engineers. Filled with examples of problems and answers. Twenty chapters range from computer math to trigonometry. 320 pages. NO. 21152—\$10.95



### MOS Digital ICs

By George Flynn

Metal-oxide semiconductors carry transistor techniques one step further. Now, with 141 diagrams and tables, MOS and CMOS devices are explained clearly from basic construction to theory of operation to circuit applications. 176 pages. NO. 21299—\$5.95



### FET Principles, Experiments, and Projects, 2nd Edition

By Edward M. Noll

All the data you need to make field-effect transistors work for you. This new edition offers parts lists and schematics for building amplifiers, oscillators, generators, and more. 304 pages. NO. 21167—\$8.50



### Optoelectronics

By Forrest M. Mims III

New developments in this century-old field are introduced and explained. Explores the optical spectrum and radiation. Covers light sources, components, techniques, and applications in such areas as TV and communications. 192 pages. NO. 21180—\$5.95

## Clip Out—Mail Today!

Send books checked below. \$\_\_\_\_\_ enclosed! I understand that, if not completely satisfied, I may return my order within 10 days for full refund.

- |                          |       |                          |       |
|--------------------------|-------|--------------------------|-------|
| <input type="checkbox"/> | 21035 | <input type="checkbox"/> | 20969 |
| <input type="checkbox"/> | 21129 | <input type="checkbox"/> | 21152 |
| <input type="checkbox"/> | 21168 | <input type="checkbox"/> | 21130 |
| <input type="checkbox"/> | 21167 | <input type="checkbox"/> | 21305 |
| <input type="checkbox"/> | 21299 | <input type="checkbox"/> | 21180 |


Name (please print) \_\_\_\_\_

Address \_\_\_\_\_

City \_\_\_\_\_

State \_\_\_\_\_ Zip \_\_\_\_\_

\*Include sales tax where applicable. Canadian prices slightly higher. TK24

 **Howard W. Sams & Co., Inc.**  
4300 West 62nd Street  
Indianapolis, Indiana 46206

continued from page 34

preamp that gets its input from the phono preamp, or TAPE MON AUX TUNER or TAPE DUB connectors. The signal passes through the BALANCE and VOLUME controls on the way to the base of the first transistor. Complementary NPN-PNP output transistors are used in a heavily degenerated configuration known for its low noise and distortion. Three series diodes form the bias network across the two base-emitter junctions of the output transistors. The inherent no signal DC idling current of this arrangement minimizes crossover distortion.

The stage has a sensitivity of 180 millivolts and has a voltage gain of 9.2 set by the ratio of two feedback resistors. This accounts for the amplification needed to produce the 1.5-volt rated output.

Next is the headphone filter/amplifier, similar in design to the intermediate stage. This stage uses a current sink for the collector load at the input of its complementary output transistors for high open-loop gain. Both the preamp output connector and the headphone front-panel connector are driven through current-limiting resistor networks.

The headphone filter/amplifier uses an RC network in its feedback path to create an active filter when selected by the front-panel switches. Filter characteristics are maximally flat Butterworth responses. The high-cut (low pass) filter is 3-dB down at 7 kHz and reduces disc scratch, tape hiss, and FM background noise. Rumble, record warp, and room vibrations are attenuated by the low-cut filter with a 3-dB corner at 15 Hz.

continued on page 80

# Money Generator

PAT. PEND. \$299.95




## ATC-10 GENERAL TELEVISION SERVICER

- Extra wide range RF/IF attenuator for testing receiver sensitivity.
- GRAY QUAD pattern for gray scale tracking checks/adjustments.
- COLOR BARS pattern with 6th bar marked to make your job easier.
- 3.58 MONITOR pattern for oscillator frequency checks with no need to short the AFPC test point.
- RED RASTER pattern for checking and adjusting purity at the flip of a switch.
- All dot patterns have fine pinpoint dots.
- High level, 75 ohm video output.
- 2 year factory warranty.
- 30 day money back guarantee.

**Versatile**

Carl Babeoke (Electronic Servicing) says, "If I could choose only one of the many kinds of dot or crosshatch patterns, I would want this one." Think how much easier the composite HATCHDOTS pattern below would make your job. It can also perform size, linearity, pincushion and centering checks. It's only one of several unique patterns produced by the ATC-10 that can save you time, trouble and most important - money. We'd love to show you how. Write us.



### American Technology Corporation

225 Main Street, Dept. 12C, Canon City, Colorado 81212

Credit card & COD phone orders accepted. Same day shipment. (303) 273-8991 ext. 3.

CIRCLE 33 ON FREE INFORMATION CARD

# Get More from Your Car with a Mark 10 System.

The best-selling CDI system of its kind in the world—now at discount prices!

Would you like more power? Better mileage? And could you stand to eliminate 3 out of 4 of those expensive tune-ups? Well, that's what the MARK 10 capacitive discharge electronic ignition system is all about. Very simply, it boosts the spark to your engine—promoting better combustion, and minimizing combustion contaminants. Spark plug life is extended, all-weather starts are insured, and you can feel an increase in acceleration and overall engine performance—no matter what kind of car you drive. Learn more about a MARK 10 CDI system for your car (and take advantage of year-end discount prices), when you write today for a catalog and price list.



### DELTA PRODUCTS, INC.

P.O. Box 1147, Dept. RE  
Grand Junction, CO 81501  
(303) 242-9000

I want to know more about Mark Ten CDI's. Send me complete no-nonsense information on how they can improve the performance of my car.

Name

Address

City  State  Zip

CIRCLE 31 ON FREE INFORMATION CARD

# SAVE UP TO 50% ON PARTS.

Hobbyist or professional, there are probably a lot of circuits you build just for the fun of it. And a lot you'd like to build, but never get around to.

One reason is the cost of parts. Parts you buy for one project, but can't re-use... because you haven't time to take them carefully apart. Or because of heat and mechanical damage that occur when you do.

Now, there's an easier way that can save you big money on parts *and hours on every project*, as well: *Proto-Board® Solderless Breadboards*.

Now, assembling, testing and modifying circuits is as easy as pushing in — or pulling out — a lead. IC's, LED's, transistors, resistors, capacitors... virtually every kind of component... connect and interconnect instantly via long-life, nickel-silver contacts. No special patch

MODEL	NO. OF TIE-POINTS	14-PIN DIP CAPACITY	SUGG LIST	OTHER FEATURES
PB-6	630	6	\$15.95	Kit — 10-minute assembly
PB-100	760	10	19.95	Kit — with larger capacity
PB-101	940	10	29.95	8 distribution buses, higher capacity
PB-102	1240	12	39.95	Large capacity moderate price
PB-103	2250	24	59.95	Even larger capacity only 27¢ per tie-point
PB-104	3060	32	79.95	Largest capacity lowest price per tie-point
PB-203	2250	24	75.00	Built-in 1% regulated 5V 1A low ripple power supply
PB-203A	2250	24	120.00	As above plus separate 1 amp +15V and -15V internally adjustable regulated outputs

\*Manufacturer's suggested list  
Prices and specifications subject to change without notice

cords or jumpers needed — just lengths of ordinary #22-30 AWG solid hookup wire.

Circuits go together as quickly as you can think them up. And parts are re-usable, so as your "junk box" builds, you build more and more projects for less and less money.

Before you invest in your next project, invest in a CSC breadboard. See your dealer or order by phone: 203-624-3103 (East Coast) or 415-421-8872 (West Coast) — major charge cards accepted. You've got nothing to lose... and a lot to gain.

CONTINENTAL SPECIALTIES CORPORATION



44 Kendall Street  
Box 1942 New Haven, CT 06509  
203-624-3103 TWX 710-465-1227  
West Coast office: Box 7809 San Francisco, CA  
94-19 • 415-421-8872 TWX 910-372-7992  
Canada: Len Finkler Ltd., Ontario

© 1976 Continental Specialties Corporation



CIRCLE 13 ON FREE INFORMATION CARD



**ROUNDUP**

# TV Games

**New competition for prime time viewing adds a new dimension to an old medium**

**FRED BLECHMAN**

DURING 1975, THE MARKET FOR ELECTRONIC TOYS, GAMES AND amusements expanded abruptly into one of the most exciting and potentially profitable segments of the consumer electronics industry. This was due largely to the success of the home video-game, introduced by Magnavox in 1972 under the *Odyssey* name. Atari, a leader in the coin-operated video game field, introduced *Pong* through Sears and Roebuck stores in 1974.

Now video games are hitting the home market in a big way, with some industry officials estimating sales of 12 million units annually by 1980! It's no wonder that over 40 firms are manufacturing completely ready-to-operate home video-games for use with television receivers, and several others are offering kits or plans to build your own.

## **FCC regulations**

A black cloud hovering over this potentially lucrative market, however, is the Federal Communications Commission. Home TV games are essentially miniature television transmitters whose video output ideally should be connected directly into the video input circuitry of the receiver being used to display the game. Unfortunately, most TV sets don't have a video input jack, and adding one requires a qualified technician. (See *Radio-Electronics*, August 1976 issue, page 57, for how this can be done). For this reason, ready-made TV games designed for home use contain a low-powered video modulated RF transmitter, usually operating on Channels 2

through 6 of the VHF TV-band. This TV signal is fed to the antenna terminals of the TV receiver through a switch that disconnects the regular TV antenna during game play. The FCC requires that these games—considered a Class-1 TV Device under Part II, Paragraph 15, Subpart H, of the *FCC Rules and Regulations*—not emit more than 15 microvolts-per-meter of RF energy. Many of the designs submitted for approval under these regulations radiated between 40 and 80 microvolts-per-meter! Furthermore, the Regulations have no provision for approval of a separate video-modulated oscillator—the entire game must be submitted and approved as a unit. Even the antenna switch must satisfy FCC isolation requirements (at least 60-dB attenuation) to prevent the game signal from “leaking” out the TV antenna and being broadcast all over the neighborhood!

With game interference complaints on the increase, the FCC is taking an even harder look at their approval specifications, and may soon tighten them further. It doesn't take much imagination to see the threat this places on the manufacturers. At this time, many units still have not received FCC approval and they may not legally be announced, advertised or sold before such approval. Violators are being aggressively dealt with by the FCC. Doing any of the following may cause interference to nearby television sets and is against FCC regulations: using longer-than-supplied twin lead wires from

*Comparison chart on pages 40 & 41  
text continues on page 42*



COMPARISON CHART – VIDEO GAMES AND KITS

MANUFACTURER OR DISTRIBUTOR	GAME NAME OR MODEL	GAME KIT	PLANS	NUMBER OF GAMES	NUMBER OF PLAYERS	COLOR DISPLAY	PADDLES/PLAYERS						BALL	SCORING	SEPVVE	SOUND	MONITOR BUILT-IN	POWER			FCC APPROVED	PRICE (\$)	NOTES & REMARKS																
							SIZE VARIABLE	MOVE VERTICAL	MOVE HORIZONTAL	KNOB	LEVER	JOYSTICK						REMOTE CONTROLS	DEFLECTION VARIABLE	SPEED VARIABLE				ON-SCREEN DIGITAL	ON-SCREEN MARK	MANUAL	MANUAL	MANUAL	BATTERIES	AC	AC ADAPTOR	IC USED							
ADVANCED ELECTRONICS P.O. BOX 133 CORVALLIS, OR 97330	PONG			7	4																	8	5	1 2 3 4 5 7															
	ANTI AIRCRAFT 1 & 2			2	2																		8	8	1 2 3 4 5 7														
	JAWS-2 & SPACE RACE			2	2																		8	8	1 2 3 4 5 7														
ADVANCED MICROCOMPUTER PRODUCTS P.O. BOX 17329 IRVINE, CA 92713	6 TV GAMES ON ONE CHIP																							1	2														
				6	2																		10	GI	8	70													
ALLIED LEISURE INDUST., INC. 245 W. 7th PLACE HIALEAH, FL 33014	THE NAME OF THE GAME #I			6	4																				11	98													
	THE NAME OF THE GAME #II			4	2																					11	78												
AMCOR, LOS ANGELES, CA (ADDRESS UNKNOWN)	TABLE MODEL			1	4																				8	495													
	BAR MODEL			1	4																					8	495												
APF ELECTRONICS, INC. 444 MADISON AVE NEW YORK, NY 10022	TV FUN® (MODEL 401)			4	2																						GI	89											
ARS SYSTEMS P.O. BOX 1922 SUNNYVALE, CA 94088	BASIC TV PING PONG			1	2																					5	8	12	7 10										
ATARI, INC. CONSUMER DIV 1195 BORREGAS DR. SUNNYVALE, CA 94086	C-100 PONG™			1	2																																		
	C-140 SUPER PONG™			4	2																																		
	C-160 PONG DOUBLES			1	2																																		
BROADMOOR (OLYMPIC INT'L) 26 GENERAL PLACE JERICHO, N.Y. 11753	FOUR-PLAY			2	4																																		
CAL KIT, INC. P.O. BOX 877 SEBASTOPOL, CA 95472	PING-PONGTRONICS			4	2																											2 7							
CHANNEL MASTER ELLENVILLE N.Y. 12428	CHALLENGER			4	2																																		
COLECO INDUSTRIES, INC. 945 ASYLUM AVE HARTFORD, CT 06105	6040 TELSTAR™			3	2																													9					
	TELSTAR™ CLASSIC			3	2																														8				
CONTINENTAL MICROSYSTEMS, INC. 11347 VANOWEN ST NORTH HOLLYWOOD, CA 91609	V44B BANG			4	2																															9			
	V44C BANG			4	2																															9			
	V44CS BANG			6	4																															9			
DYN 3095 NW 77th AVE MIAMI, FL 33122	PADDLE-FOUR			4	2																															79			
	PADDLE-SIX			6	2																														124				
ENTERPREX INTERNATIONAL CORP. 1231 NORTH BROADWAY LOS ANGELES CA 90012	APOLLO 2001			4	2																															90			
ENTEX 1016 E BURGROVE CARSON, CA 90746	TELE-PONG			3	2																															85			
EXECUTIVE GAMES, INC. DORCHESTER MA 02124	TV TENNIS			3	2																															69			
	FACE-OFF			2	2																														90				
FAIRCHILD CAMERA & INST. CORP. CONSUMER PRODUCTS GROUP 4001 MIRANDA AVE PALO ALTO, CA 94303	VIDEO ENTER TAINMENT SYSTEM			26	2																																under 150		
FANTASIA 1098 RANDOLPH AVE RAHWAY, N.J. 07063	FANTASIA 101			4	2																															59			
FIRST DIMENSION CORP. 708 BERRY RD NASHVILLE TN 37204	VIDEO SPORTS™ 76			4	2																																69		
	VIDEO SPORTS™ 76C			4	2																																79		
	VIDEO SPORTS™ MARK IV			3	2																																79		
	MODEL FD 3000W			6	4																																129		
FRIED TRADING CO. 167 CLYMER ST BRDCKLYN, N.Y. 11211	GRANADA			4	2																																79		
GLOBAL VIDEO INDUST., LTD. 1818 WESTLAKE AV NORTH SEATTLE WA 98109	CHALLENGE			1	4																																8		
HEATH COMPANY BENTON HARBOR, MI 49027	GO 1380 SPORTSCREEN™			6	2																																	50	
I.E.A. DOWNSVIEW ONTARIO, CANADA	TELETAINMENT II			7	2																																		
INTERFAB 27963 CABOT RD LAGUNA NIGUEL, CA 92677	TV TENNIS			4	2																																	19	
INTERNET LOS ANGELES (ADDRESS UNKNOWN)	CONCERT HALL IV			4	2																																79		
INTERSTATE INDUST., INC 111 SOUTH WASHINGTON BLVD MONDELEIN, IL 60060	TELE-MATCH 4400			4	2																																	70	
	TELE-MATCH 7700			4	2																																80		
JADE CO. 2007 W CARSON TORRANCE, CA 90501	VIDEO GAME KIT			5	2																																		19

COMPARISON CHART – VIDEO GAMES AND KITS (Continued)

MANUFACTURER OR DISTRIBUTOR	GAME NAME OR MODEL	GAME KIT	PLANS	NUMBER OF GAMES	NUMBER OF PLAYERS	PADDLES/PLAYERS					BALL	SCORING		SERVE		SOUND	MONITOR BUILT-IN	POWER		FCC APPROVED	PRICE (\$)	NOTES & REMARKS					
						COLOR DISPLAY	SIZE VARIABLE	MOVE VERTICAL	MOVE HORIZONTAL	KNOB	LEVER	JOYSTICK	REMOTE CONTROLS	DEFLECTION VARIABLE	SPEED VARIABLE			ON-SCREEN DIGITAL	ON-SCREEN MARK				MANUAL	AUTOMATIC	AUTOMATIC PLAY	AC ADAPTOR	IC USED
JAMES ELECTRONICS P O BOX 822 BELMONT, CA 94002	PROFESSIONAL VIDEO GAME	●		4	4															5 8 19	100	IC'S ASSEMBLED TO PCB AND PRE-TESTED					
KENDALE TECHNOLOGY 814 PONCE DE LEON BLVD CORAL GABLES, FL 33134	KEN-TECH 3000	●		3	2																	100	DID NOT REPLY TO INQUIRY				
LLOYD'S 180 RARITAN CENTER PKWY EDISON NJ 08817	MONTE VERDE	●		6	2																	100	DID NOT REPLY TO INQUIRY				
	LLOYD'S	●		6	2																	100	DID NOT REPLY TO INQUIRY				
LTA 9615 CDZYCROFT CHATSWORTH, CA 91311	HOMEMACHINE	●		4	4																	1495	(DID NOT REPLY TO INQUIRY) FREE-STANDING SELF-CONTAINED UNITS. ADD-ON GAME MODULES @ \$200 EACH.				
	ATTACHE CASE MODEL	●		30	?																	3000	(DID NOT REPLY TO INQUIRY) FREE-STANDING SELF-CONTAINED UNITS. ADD-ON GAME MODULES @ \$200 EACH.				
MAGNAVOX 1700 MAGNAVOX WAY FORT WAYNE, IN 46804	ODYSSEY® 100	●		2	2																	60					
	ODYSSEY® 200	●		3	2																	80					
	ODYSSEY® 300	●		3	2																	70	9				
	ODYSSEY® 400	●		3	2																	100	(21) (22) 9				
	ODYSSEY® 500	●		4	2																	130	(21) 9				
	MODEL 4305	(20)		3	2																	500	9 19" COLOR TV WITH GAME BUILT-IN				
MEGO (TOY CO) (ADDRESS UNKNOWN)	PHASER BATTLE	●		1	1																	40					
MICROELECTRONIC SYSTEMS CORP. ONE ELECTRONICS COURT MADISON HEIGHTS, MI 48071	RICOCHET™	●		4	2																	100	9 DID NOT REPLY TO INQUIRY				
MORSE 101 10 FOSTER AVE BROOKLYN N.Y. 11236	ELECTROPHONIC SUPER-PRO	●		6	4																	99	DID NOT REPLY TO INQUIRY				
NATIONAL SEMICONDUCTOR CONSUMER PRODUCTS DIV 1177 KERN AVE SUNNYVALE CA 94086	ADVERSARY	●		3	2																	99	(23)				
PHONE MATE INC 325 MAPLE AVE TORRANCE CA 90503	ZONK	●		4	2																	99	DID NOT REPLY TO INQUIRY				
	ZONK	●		6	2																	119	DID NOT REPLY TO INQUIRY				
QUADTRONICS (ADDRESS UNKNOWN)	MODEL D476	●		4	2																	80					
RADIO SHACK 2617 WEST SEVENTH ST FORT WORTH TX 76107	TV SCOREBOARD™	●		4	2																	100	8 SAME AS RICOCHET EXCEPT GAME NAMES				
RADFIN ELECTRONICS 10 B ENGLEHARD AVE AVENEL, N.H. 07001		●		4	2																	50	DID NOT REPLY TO INQUIRY				
SHARK ELECTRONICS LTD 19 W 44TH ST NEW YORK, N.Y. 10036	MECCA	●		4	2																	89	DID NOT REPLY TO INQUIRY				
SOUTHWEST TECHNICAL PRODUCTS 219 WEST RHAPSODY SAN ANTONIO TEXAS 78216	SPACE WAR GAME	●		1	2																	39 50	VIDEO OUTPUT ONLY				
TOKYO PHENIX, INC 375 SYLVAN AVE ENGLEWOOD CLIFFS, N.J. 07632	MULTI HOME VIDEO GAMES	●		4	2																	80	(23)				
UNISONIC PRODUCTS CORP. 1115 BROADWAY NEW YORK, N.Y. 10010	TOURNAMENT 1000	●																				99					
	TOURNAMENT 2000	●		6	2																	119	DID NOT REPLY TO INQUIRY				
	TOURNAMENT 3000	●		6	4																	149					
UNIVERSAL RESEARCH LABS, INC. 2501 UNITED LANE ELK GROVE VILLAGE, IL 60007	VIDEO ACTION IIA™	●		3	4																	299					
	VIDEO ACTION III™	●		3	4																	199	(25)				
	VIDEO ACTION IV™	●		4	4																	100	(25) (26)				
	VIDEO ACTION GAME TABLE	●		4	4																	475	(25) (26)				
	VIDEO ACTION™ FACT	(27)		7	2																	300	(28)				
VIDEOMASTER AMERICAN CONSUMER ELECTRONICS 21 BREWSTER RD CORNWALL, N.Y. 12518	VIDEOMASTER™ RALLY	●		4	2																	70					
	VIDEOMASTER™ OLYMPIC	●		7	2																	100					
	VIDEOMASTER™ 6000	●		6	2																	150					
VISULEX P O BOX 4204 MOUNTAIN VIEW, CA 94040	SUPER SMASH	●		2	2																	100	(2) COMPLETE INFO IN JUNE, JULY AND AUGUST, 1976 ISSUES OF RADIO-ELECTRONICS				


LEGEND

- |   |  |                                    |
|---|--|------------------------------------|
| (1) BUILDER DETERMINES PLAYER CONTROLS    | (10) POWER SOURCE IS BUILDER'S OPTION              | (20) GAME BUILT IN TO COLOR TV SET |
| (2) IC'S & PC BOARDS OFFERED SEE TEXT     | (11) GI OR MPS CHIP USED                           | (21) WALL CENTER CONTROL           |
| (3) SCORES UP TO 99 POINTS EACH           | (12) OPTIONS AVAILABLE. SEE TEXT                   | (22) TENNIS-DOUBLES SWITCH         |
| (4) 7 MORE PONG OPTION PLANS \$7 EXTRA    | (13) REPLACEABLE CARTRIDGES PROGRAM MICROPROCESSOR | (23) SOUND THRU TV                 |
| (5) DISCRETE IC'S USED SEE TEXT           | (14) ELAPSED TIME DISPLAYED                        | (24) RIFLE INCLUDED                |
| (6) SWITCHES ARE USED FOR PLAYER CONTROLS | (15) BOUNDARIES ADJUSTABLE                         | (25) VARIABLE ROBOT SKILL          |
| (7) FOR ADVANCED BUILDERS ONLY            | (16) RIFLE AVAILABLE EARLY 1977                    | (26) ROAD RACE GAME INCLUDED       |
| (8) FCC APPROVAL NOT REQUIRED SEE TEXT    | (17) WIRES DIRECTLY TO HEATHKIT TV'S               | (27) EDUCATIONAL GAME              |
| (9) THREE DIFFERENT SOUNDS SEE TEXT       | (18) DRAWS POWER FROM TV SET                       | (28) INCLUDES 2 CARTRIDGES         |
|   | (19) SEE TEXT                                      |                                    |

the antenna switch to the TV; connecting the twin lead from the antenna switch to any television antenna or cable TV outlet; or attaching loose wires to your TV antenna terminals when the antenna switch is connected to your TV.

### The kit builder

The necessity of FCC approval affects the consumer by cutting down the number of available choices—but there are still plenty to choose from and they are quickly and easily attached to the TV, legally. For the hobbyist or experimenter, however, who likes to “roll his own” from plans or a kit, the problem is that no units are sold in kit form with oscillator parts. The instructions might show a modulated oscillator circuit, however, and the builder finds himself in a dilemma: Readily available circuits in radio handbooks show typical VHF oscillators that he can build from easily obtained standard parts—but if he does so, he may be violating FCC regulations regarding transmission frequency or allowable radiated energy. It takes relatively sophisticated test equipment and procedures to assure compliance with FCC requirements.



A way out of this dilemma is offered by ATV Research (13th and Broadway, Dakota City, NE 68731). They offer the model *PXV-2A Pixe-Verter* transistorized oscillator in kit form for \$8.50 postpaid. This kit has been on the market for over 10 years with a perfect record for not causing interference when properly assembled in a metal box (or within existing shielded equipment) and operated according to the instructions. It is built on a printed-circuit board that contains a foil output-inductor; the builder selects operation on TV Channels 2 through 6 by tapping into the appropriate turn of this printed-circuit coil with a jumper.

A home-made antenna switch could also violate FCC regulations. If you are looking for a switch that has a very low insertion loss and meets the 60-dB isolation requirement of the FCC, consider the one made by Manu-Tronics, Kenosh, Wisconsin. This switch is sold by Atari dealers as a game accessory and is also available from Sears Roebuck as an Extra Antenna Switch, catalog No. 6-99726, \$9.95.


### Technology

While a few die-hards (mostly kit manufacturers or plan sources) still use individual IC's, most game manufacturers this year used dedicated IC's—IC's designed specifically to perform game functions. General Instruments (GI), National Semiconductor (NS), MOS Technology, American Microsystems Inc. (AMI) and some others offer dedicated IC's. But many industry observers feel that the demand for these games will dwindle unless more variety and sophisticated game formats are offered. Enter the microprocessor, ideally suited for this purpose!

The microprocessor, really a minicomputer on a chip

(without the peripherals) is more expensive than the dedicated IC, but is far more flexible and versatile. It can be programmed to perform innumerable functions—it can even play chess! A dedicated IC is limited to a particular set of instructions that are established when it is made. Because of the wide-ranging capabilities of the microprocessor, a broad spectrum of game complexities can be introduced to the user.

A number of manufacturers are taking a “let's wait and see” attitude before committing themselves heavily to this largely-seasonal market. RCA and Rockwell International, usually in the forefront of new consumer electronic devices, have apparently chosen to watch others fight it out this year in the marketplace while they keep some exotic designs on the back burner under tight wraps. Fairchild, however, has taken the proverbial bull by the horns and bypassed current dedicated IC's to jump right into a system built around their F8 microprocessor! In Fairchild's Video Entertainment System, programming will be done by slip-in cartridges to be issued regularly—kind of a “game-of-the-month” plan.



It seems probable that the market for the higher-priced but much-more-challenging microprocessor units will grow, while the present-day units will end up in toy departments.

### Comparison chart

The Chart shows many features of the video games that were surveyed. A blank space in the chart does not necessarily mean that game does not have the listed feature, since information on some units was very limited. Since the terminology associated with these games may be new to many readers, explanations of some of the column headings are in order.

**Number of Games:** In the original *Odyssey* TV game, plastic overlays fit over the TV screen to establish playing boundaries, and 12 games could be played. All the units in this survey, however, use electronic borders for each game. Some borders may be off the screen, or not displayed, but they are there electronically. Most units offer a variety of games by just operating a switch. This sets the circuitry for the appropriate borders, paddles, ball and scoring sequence for the selected game. Some games are identical, but manufacturers assign them different names; for example, 2-player Handball seems to be identical to Squash; 1-player against the machine may be called Solitaire, Robot, Pelota, Automatic, 1-player Handball or Cybernetic-mode! Similarly, Target Shoot and Rifle are the same.

**Number of Players:** This is intended to mean the number of people who have individual controls. On some games, although 4 paddles may appear on the screen, they move in pairs and only two controls are available—these are listed as 2-player games.



**Color Display:** All games can be used on either color or black-and-white TV receivers or monitors. Some, indicated by a dot in this column, produce a color display on a color TV. This may be colored borders, paddles and ball, or different colored scoring digits, or different colored playing fields, or a "light show" between games (Atari), or a rainbow color pattern (*Video Action*), or some combination of these.

**Paddles/Players:** Promotional literature uses the term "players" almost interchangeably with "paddles" and "bats". On this chart, this refers to the controlled images. Confusion arises here because some new games actually display shaped figures on the screen, such as a shark, diver, fish, tennis player, racing car, tank or airplane. The majority of games, however, simply display small rectangles that are usually called paddles. To make the game easier for beginners, paddle size on some games is controllable and may be made larger to make a "hit" less difficult. A dot in this column means the game either has a switch or a potentiometer available to the players to change paddle size—internal adjustments are not considered.

or marker to be moved by the players after each miss) and later units used marks or bars on the screen to indicate score. Most units now display the score for each player in digital numbers on the screen—some continuously, others only after a miss. Constant on-screen digital scoring is the most practical unless it takes up too much of the playing field. If the scoring appears outside the playing boundaries, as it does on the Interfab unit, it poses no problem. Usually 15 is "game", after which the paddles disappear and the ball randomly bounces around the court until a RESET button is pushed.

**Serve:** Most units serve the ball automatically. The ball is served to one of the players at the start of a game and is re-served after a miss to the one that last missed. Some games are strictly manual serve—you press a button to serve the ball; this allows you to take time out or to keep score if scoring is not automatic. Some games have a switch to allow you to select manual or automatic serve.

**Automatic Play:** This is a desirable feature for two reasons: It permits you to sharpen your skill with practice and it allows you to play against the game when you don't have a



All games offer vertical paddle control with either a knob that turns, or a slide-lever—both of which, of course, are potentiometers. The more sophisticated games provide a means of controlling horizontal movement as well, and some of these offer a joystick to allow control of both vertical and horizontal movement together!

The lower-priced games have all the controls and switches on a single console, so the players must be right at the console to play. Wired-remote controls are simply controls at the end of cables allowing the players to be more comfortable and relaxed—they can even play from an easy chair. *Wireless* remote controls may be offered in the future.

**Ball Control:** Even some of the most inexpensive games, because of the flexibility of the IC, offer switches to control ball speed and deflection to make the game tougher as you become more skilled. Normally, the paddles return a hit ball at some angle (called "english" by the ad men) unless it is hit with the center of the paddle, in which case it is returned straight back. This gives the player a degree of control in trying to outplay the opponent. A dot in the Deflection Variable column means that the game has a switch to *change* these return angles.

Some games have circuits that cause the ball to speed-up automatically after a certain number of "hits" in a volley. The Interfab unit has a *randomly* variable speed—the ball can speed up at any time, for any single shot—which is most realistic. A dot in the "Speed Variable" column means that either the ball speed changes automatically in some manner, or the players can control the speed with a switch or a pot.

**Scoring:** Early units used manual techniques (a scoring dial

playmate. In this mode, you play against the machine's usually-infallible electronic brain—so you'll probably lose! Some games have a control to adjust the skill level in automatic play. If you build a kit, you can make the machine sluggish (see Interfab text) so you have a chance to win. A few units allow you to set up the machine controls so it will play a game against itself—which is interesting to watch and great for demonstration purposes if you're selling these games.

**Sound:** Virtually all the units provide sound through a built-in speaker rather than through the TV audio. This allows you to turn the TV audio off completely, so there is no hum or background noise. Also, games with built-in sound will "beep" while they're turned on, even if the TV is turned off, so there's no need for a game pilot light. Since most of the games are battery-operated, this can be important. Some games have *different* sounds for the ball hitting a boundary, the ball hitting the paddle, and the paddle missing the ball.

**Monitor Built-In:** Commercial units and some expensive home units have the video game connected directly to a video monitor, thus eliminating the need for FCC approval since the video is not modulating an RF output. One company, Magnavox, offers a 19-inch color TV with a video game built-in! Heath has avoided the necessity for FCC approval by providing instructions for its *Sportscreen* game to be wired directly into any solid-state Heathkit TV, thus using the TV as a video monitor.

**FCC Approved:** A blank in this column does not mean the FCC has rejected the game. When the information in this chart was compiled, many units were still pending approval and some had still not applied for approval. Some manufac-

*continued on page 84*





# Projection TV Roundup

*A new twist has been added to television in the form of large-screen projection systems for the home. Here's a look at the systems that are currently available*

NOT EVEN RANKED AS A SERIOUS CONTENDER for the consumer market by industry experts as recently as three years ago, the big-screen home television projector has swept past the video tape recorder and the videodisc to become today's hottest new product.

An estimated 20,000 to 30,000 home-type television projection systems were sold in 1975, though admittedly the bulk of them went into taverns, discos and the like. Indications are that upwards of 50,000 will be sold in 1976 as the developing industry gears up to a claimed 100,000-unit annual production rate. With retail list prices averaging in the \$1,000-\$2,000 range, it's obvious that projection television is quickly moving into the big leagues.

## Early Projection TV

This is the second go around for video


## ROBERT GERSON

projectors. Home video projectors came on the market at the very start of the current television craze in 1946. Most used the *Protelgram* 2.25-inch projection tube made by North American Philips to throw a somewhat murkey picture on a then-giant 25-inch screen. The screen was giant compared with the 7, 10 and 15-inch direct-view sets available at the time. The price for those projectors was about the same as is being charged today, that is in the \$900 to \$1,500 range. Incidentally, the prices for the small-screen monochrome direct-view sets, \$300 to \$1,000 for name brands, was about what the current-model color TV sets bring. Output of projection TV models peaked in 1948 at 18,500. North American Philips announced it was doubling tube production for 1949, but

it needn't have bothered. That year the direct-view 19-inch picture tube became available in quantity for the first time and demand for the projection sets dwindled to virtually nothing.

From then until 1971, when Advent announced plans to market a home projection unit for \$2,500, video projectors existed as high-priced (\$15,000-and-up) curiosities relegated to use in theatres and at conventions. Experimental big-screen television sets were to be found in the research labs of most major television manufacturers. Among the more interesting were Zenith's three-laser projector (abandoned because of enormous power consumption) and Sony's eight-foot computer-controlled lightbulb display. Both units were shown late in 1968.

While the Advent projector revived interest in home projectors, it was



GIANT SCREEN TV models VM-1 (left), VM-2 (right rear), and VM-3 (right front).




PROJECTION ELECTRONICS model 351-SI




MUNTZ ELECTRONICS



SONY model KP-4000



CONTROLS, Advent model 750



PROJECTION LENSES, Advent model 750

considered to be too expensive for consumer use and its trio of special Schmidt optical projection tubes were not deemed suitable for mass production. The start of the current market growth can be traced to the 1972 demonstration by Sony of a projector using a single high-output Trinitron as a light source. This was followed in 1974 by a demonstration by Shannon Communications of New York of a system that threw an acceptable (in a darkened room) picture on a seven-foot screen using a special lens mounted on a standard Sony Trinitron color television.

That opened the flood gates. By the end of the year a dozen companies had entered the field—some were dedicated pioneers planning to help write a new chapter in the history of television, others quick-dollar artists. Units available ranged in price from \$2,750 for the

Advent to the \$19.95 a mail-order house charged for a plastic lens mounted in a cardboard box that, the marketer said, should be placed in front of an upside-down television set.

#### Today's systems

Today more than two dozen companies are known to be active in home video projectors, and there may be an equal number of local system builders. All of the models on the market today use light-amplifying Kodak or 3M screens. Except for the higher priced projectors that use three cathode ray or Schmidt optical tubes (one for each color), virtually all the units use standard color television sets as the picture source.

The most expensive of the latter is Theatervision from Worldwide Entertainment Systems, Inc. The complete

system is housed in a furniture-styled highboy and uses mirrors and lenses to direct the light from the conventional receiver located in the base to the top-mounted screen. The less costly versions have a lens mounted on the front of a television receiver and a separate screen. The quality of the picture provided by the two-piece models varies from acceptable to terrible.

The coming of the home video projector age has created both a black market in the sale of television sets and concern about safety at the Food and Drug Administration. Television manufacturers and importers have generally refused to sell receivers directly to projector marketers. They say their sets weren't designed for such use and caution that operating them in cabinets without adequate ventilation could be dangerous. They also don't like the idea

## DIRECTORY OF HOME PROJECTION-TV SYSTEMS

Company	Model	Pieces	Screen Size (in.)	Picture Source	Retail	Comments
Advent Corp. 195 Albany St. Cambridge, MA 02139	VideoBeam 1000A	2	52 × 69	3 tubes, Schmidt optics	\$3,995 up	
	VideoBeam 750	2	41 × 60	3 tubes, diffraction op.	2,495	Remote control
Giant Screen TV, Inc. 308 N. Minn. St. New Ulm, MN 56073	VM-1	2	32 × 40	TV set	1,995	Floor standing
	VM-2	1	32 × 40	TV set	1,995	Floor standing
	VM-3	2	32 × 40	TV set	1,695	Ceiling or Floor
	VM-4	2	32 × 40	TV set	1,995	Wireless Remote
Creative Optics 6733 Variel Ave. Canoga Park, CA 91303	Tele-D Theatre	1	32 × 40	15" Sony remote	2,950	"Teledimension" depth effect
Cygnus Video Systems 5750 Rymark Court Indianapolis, IN 42650	CV-1750	2	32 × 40	17" Sony	1,399	
Electrohome Ltd. 809 Wellington St. N. Kitchener, ON, Canada	VideoBeam 750	2	41 × 60	3 tubes, diffraction op.	3,500	Same set as Advent
General Equipment Corp. 1401 N. Kraemer Blvd. Anaheim, CA 92806	—	1	32 × 40	17" Zenith	1,995	
	—	1	41 × 60	17" Zenith	2,595	
Global Video Ind. 1818 Westlake Ave. N. Seattle, WA 98109	BB7600	1	30 × 40	17" Zenith remote	1,995-2,295	Rear projection
Keyser Video Inc. 2537 Wilmington Pk. Dayton, OH 45419	Eye-Beam KVI-1	2	32 × 40	13" Toshiba	1,495	Ceiling mount
	Eye-Beam KVI-2	1	32 × 40	13" Toshiba	1,595	Console
	Eye-Beam KVI-3	1	32 × 40	13" Toshiba	3,495	Includes VTR
	—	-	40 × 54	—	—	Optional screen
	—	-	60 × 80	—	—	
Melody Music Co. 2286 Fowler St. Ft. Myers, FL 33901	Cine Vision	1	32 × 40	15" Sharp or MGA	1,195	
	—	1	32 × 40	15" Sony remote	1,295	
	—	1	32 × 40	none	895	kit
Miami Projection TV 304 N.E. 79 St. Miami, FL 33138	—	2	32 × 40	none	325	kit
	—	2	32 × 40	13" Toshiba	725	
	—	2	60 × 84	3 tubes & lenses	—	
Muntz Electronics Van Nuys, CA 91406	Earl Muntz Signature	1	32 × 40	15" Sony remote	1,395	
New Products Co. 27 Devon Court Maple Shade, NJ	501-C	2	35 × 40	single tube	1,595	Ceiling mount
	501-B	2	35 × 40		1,795	Floor model

that most sets used for projection have their yoke leads reversed to provide the required inverted picture. All of this, they say, voids the terms of the factory warranty. Projection companies get around this, however, by buying from understanding distributors, reps and retailers who agree in advance to look the other way when a modified set is brought in for a warranty repair.

For the Food and Drug Administration, the problem is more serious. The agency's Bureau of Radiological Health (BRH) is disturbed by reports that some projector companies are increasing the high-voltage supply to the picture tube to generate a brighter picture. This, and other modifications, BRH fears, could cause some sets to emit X-radiation in excess of Federal standards. Also start-



SONY MODEL KP-4000

ing to worry about the effects of modifications are the Federal Communications Commission, which enforces standards for incidental RF radiation emissions, and Underwriters' Laboratories, which certifies receivers for compliance with safety standards.

Of the companies active in the field today only two—Sony and Canada's Electrohome—are also active television manufacturers, and even their role is limited. Sony admits it's doing little more than maintaining a presence in the market, while Electrohome is acting as a supplier and marketer for Advent. But this may be temporary. Admiral and Magnavox have video projector development efforts underway and may demonstrate them before the year is out. Zenith is known to have supported

## DIRECTORY OF HOME PROJECTION-TV SYSTEMS

Company	Model	Pieces	Screen Size (in.)	Picture Source	Retail	Comments
<b>Projecta-Vision, Inc.</b> 444 Brickell Ave. Miami, FL 33131	—	2	34 × 40	15" RCA	1,495	Larger screens available
<b>Projection Electronics Co.</b> 306 N.E. 79 St. Miami, FL 33138	351-SI	2	50" diagonal		1,295	
<b>Projection Systems Inc.</b> 517 Van Houten Ave. Passaic, NJ 07055	PSI Cinevision	2	75 × 100	3 tubes, Schmidt	4,995	
	—	2	—	3 tubes, diffraction	1,200-1,300	
<b>PM Systems Corp.</b> 3303 Harbor Blvd. Costa Mesa, CA 92626	Cinema IV	1	27 × 36	15" Sony	1,795	
	Cinema IV Mod. CR	1	32 × 40	15" Sony	1,995	Folding-screen
<b>Shannon Communications</b> 49 E. 68th St. New York, NY 10021	—	2	52 × 69	TV set	—	
<b>Sony Corp. of America</b> 9 W. 57th St. New York, NY 10019	KP-4000	1	24 × 32	special 12" Sony	2,500	
<b>Spectra-Vue</b> 395 South Pitcher St. Kalamazoo, MI 49006	1200		30 × 40	TV set		Ceiling mount avail.
	2000		40 × 54			Remote Control
	4000		54 × 72			
	5000		60 × 80			
<b>Sunyet TV, Inc.</b> 21630 McNichols Rd Detroit, MI	—	2	40 × 40	single tube		Expandable screen
<b>Superscreen TV Inc.</b> 101 Park Ave. New York, NY 10017	—	1	32 × 40	TV set		
	—	2	32 × 40	TV set		
<b>Tandom Enterprises</b> 2323 Bluemound Rd Waukesha, WI 53186	VP-2	2	32 × 40	13" Quasar	1,595	
	—	2	32 × 40	13" Quasar	1,795	Video input
<b>Tape Head Co.</b> 665 S. State St. Salt Lake City, UT 84111	TLB-1000	2	n.a.	nore	400	Kit
<b>Tele-Theatre</b> Lawrenceburg, IN 47025	—	1	30 × 40	12" Sony	1,695-3,495	
	—	2	42 × 56	n.a.		
<b>Video-1 Inc.</b> 1401 Brickell Ave. Miami, FL 33131	Magna-Video	1	32 × 40	13" Toshiba	2,000-2,500	
	—	2	52 × 69	13" Toshiba	2,600	
<b>Worldwide Entertainment Systems</b> 1148 Taft St. Rockville, MD 20850	WES-76, 77, 78	1	32 × 40	15" Sony	1,295-1,995	
	Stereovision	1	32 × 40	15" Sony	2,495	Stereo sound
	Megavision	2	41 × 60	15" Sony	2,695	
	—	2	8-ft. diag	3-tube Schmidt	3,495	

research on the manufacture of an inexpensive plastic Fresnel lens that, if it works, could cut the price of a two-piece projection system in half.

### Future trends

There is a general feeling in the industry that a conventional picture tube will never prove to be an adequate picture source for a projector, and research on more esoteric systems continues. General Electric is working on a low-cost version of the *Light Valve* projection tube now used in professional projectors. Hughes Aircraft has produced a liquid crystal television cockpit display for fighter planes and is now trying to adapt the device for use as a video projector light modulator. In Florida, William Glenn who helped



**SUPER LENS** from Miami Projection TV has a 12-inch focal length and an aperture of f2.8. It comes \$195.00 with mounting ring.

develop G-E's *Light Valve*, is attempting to make a solid-state projector using


a charge-coupled device to deform a thin membrane that in turn would refract a beam of light. The principle is the same as that used in the *Light Valve* and Swiss-made Eidophor projectors that refract light off an oil layer modulated by an electron beam.

Of course by the time any of the more promising new systems is ready for market we may already have giant flat-screen video systems using one of the light-emitting diode displays, gas-discharge or electro-luminescent panels now being worked on in laboratories around the world. One thing seems likely though. With all the effort and money being expended, giant-screen video will be as commonplace as pocketable television before the end of the next decade.

R-E



# all about digital multimeters



PART II. An in-depth look at digital multimeters—how they work, their specifications and applications

CHARLES M. GILMORE\*

Last month, part I discussed single- and dual-slope analog-to-digital conversion techniques.

This month, we look at the voltage-to-frequency converter and discuss how voltage, current and resistance measurements are made using an analog-to-digital converter.

## The V-F converter

As the name implies, this converter produces a frequency directly proportional to voltage. A simple digital frequency-counter may then be used for the counting and display circuits.

The V-F converter is a wide range, highly linear, voltage controlled oscillator (VCO). A typical dynamic range for the VCO might be 10 Hz to 100 kHz, or 10,000 to 1. Figure 7 shows a block diagram of a converter designed to cover such a range linearly. The basic blocks consist of an integrator, a wide-range but not linear VCO, a clock (oscillator) of known frequency to serve as a time reference, a logic circuit that generates a pulse of precisely known width for each cycle of the VCO, and a precision switched voltage reference source that, upon command from the logic circuit, generates a pulse of precise amplitude for the duration of the logic signal. The polarity of the unknown voltage must be opposite to that of the voltage reference.

When a negative unknown voltage is applied to the input, the output voltage of the integrator begins to increase. The frequency generated by the internal VCO then begins to increase also. As the VCO begins to generate signals, the logic circuit begins to generate switching signals. These pulses, produced by the voltage reference source and the logic circuit, are of precise amplitude and width. Each pulse therefore, represents a well

defined amount of energy.

The output of the integrator is a function of the average of the total energy at the input. So long as the average energy in the pulses is less than that in the unknown voltage, the output voltage of the integrator continues to rise. If the total energy in the pulses is greater than that in the unknown voltage, the output voltage of the integrator decreases. And, of course, if the energy of the pulses is exactly equal to the energy in the unknown signal, then the output voltage of the integrator remains at the voltage which causes the VCO to generate pulses at a given rate.

Calibrating this converter consists of adjusting either the width or the height of the pulse so the generated frequency is directly related to the unknown voltage. The VCO frequency is now directly proportional to the voltage applied to the input of the integrator,

and therefore may be measured with a digital frequency meter.

One advantage of this form of analog-to-digital conversion is its ability to reject noise. First, the integrator itself provides a sizable amount of filtering, as it acts as a low-pass filter. Second, the gate interval (time) of the digital frequency meter may be made equal to an integral multiple of the period of an interfering signal, and so average out any noise. In other words, the frequency meter itself can act as an integrator. The normal-mode rejection to line frequency interference is exceptionally high.

A second advantage is also due to the integrating feature. As a true integrator, the total number of output pulses represents the area contained under the curve of a varying input signal over the gate interval. For example, the area under a curve must be

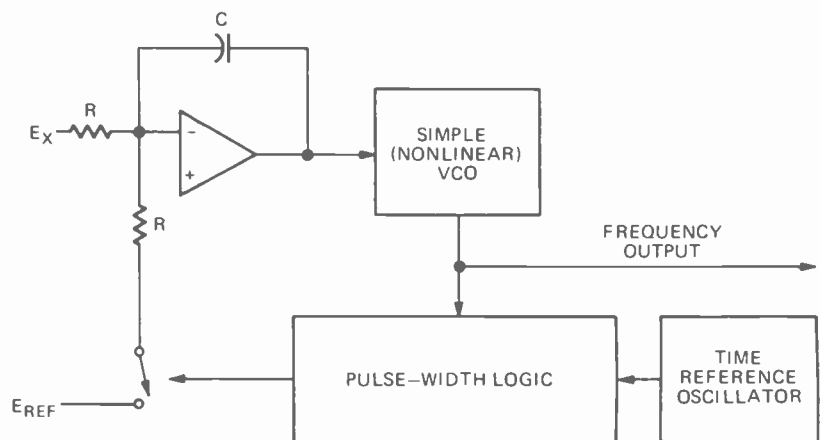


FIG. 7—BLOCK DIAGRAM OF A VOLTAGE-TO-FREQUENCY CONVERTER. The converter balances when the energy contained in the precise pulse generated by the pulse width logic and the reference voltage ( $E_{REF}$ ) is exactly equal and opposite to the energy in the unknown signal ( $E_X$ ). The amount of balancing energy is regulated by controlling the frequency of the pulses.

\* Manager Design Engineering, Heath Co., Benton Harbor, MI

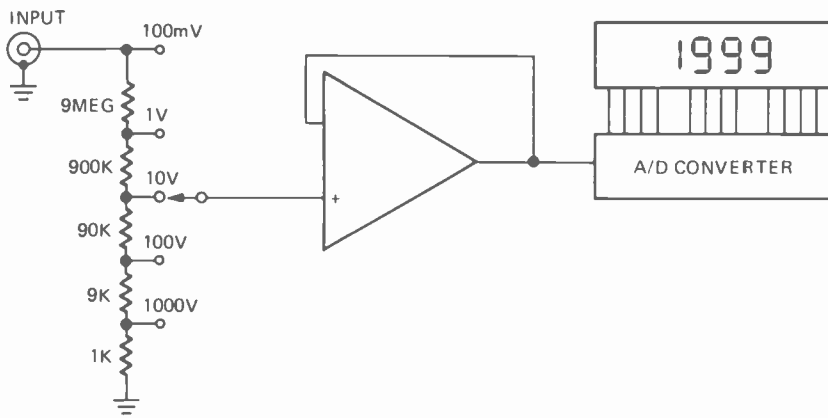


FIG. 8—BASIC DC VOLTMETER USING A/D CONVERTER AS THE MOVEMENT, and a high-impedance input buffer with an input voltage divider. Resistance values shown should yield a 10-megohm input impedance and a voltmeter with full-scale ranges from 100 mV to 1,000 volts.

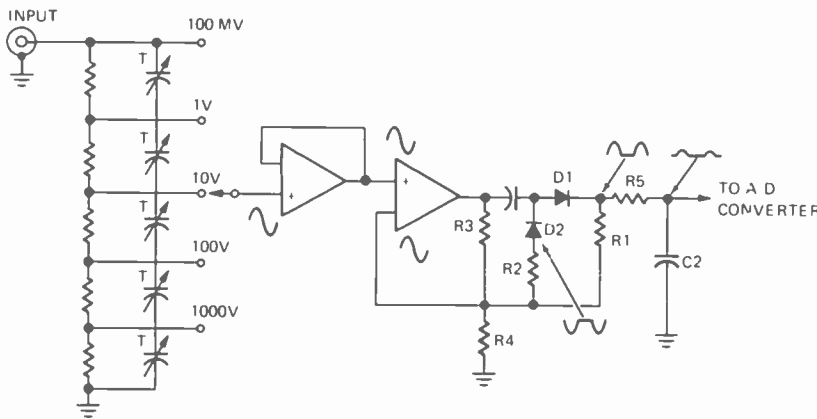


FIG. 9—THE AC INPUT CIRCUIT FOR A DIGITAL MULTIMETER. Compensating capacitors have been added to the voltage divider of Fig. 8 to extend operation into the 10 to 50-kHz range. The operational rectifier is used with DMM's to eliminate the low-voltage conversion errors of the simple AC rectifiers used with the analog type of meter.

measured. One common method of doing that is to plot the variable either by hand or on a strip-chart recorder and then count the number of squares contained under the curve. A second method is to use an integrating voltmeter. The V-F converter fits this application well. The only change from the voltmeter described earlier is that the gate interval of the digital frequency counter is now controlled by the user. To make the measurements, the user counts pulses from the V-F converter over the desired period. The displayed number on the digital counter represents the area under the curve.

A third reason for the popularity of this converter is its adaptability to a digital counting instrument. There are no requirements for special overrange circuits, etc. For some time, the V-F converter also represented the ultimate in accuracy; however, the dual-slope converter has taken this lead at the moment.

The basic analog-to-digital converter is not a complete DMM (digital multimeter), any more than a simple DC analog meter movement is a VOM. Other circuits must be added to provide the functions of ranging, AC to DC conversion, current measurement, and resistance measurement. Many of these circuits are common to those used with the analog multimeter, but a few of them take on special aspects when they are applied to the DMM.

#### DC voltage measurement

DC voltage measurement is relatively

simple if an A/D converter with the autopolarity or polarity indication is available. Fig. 8 shows the simple addition of a precision voltage divider and a high input impedance unity-gain amplifier. The precision voltage divider reduces high voltages so they match the allowable input range of the converter. The input amplifier must have a high enough input impedance not to load the divider, have low noise, high gain stability and low drift, if this is not taken care of by an auto zero circuit.

The voltage divider usually presents an input impedance of either one or 10 megohms. It must have high precision, which can be obtained with precision resistors, hybrid circuits (frequently employed when the divider accuracy exceeds 0.25% or so) or a trimmed voltage divider when the utmost accuracy is desired. The basic voltage range of the converter dictates the minimum range of the DMM, unless an amplifier with gain is placed before the converter. Most converters have a sensitivity of either one volt or 100 millivolts.

#### AC voltage measurements

AC voltage measurements start with the voltage divider. Many DMM's use the same voltage divider for the AC and DC measurements. AC use requires the divider to be compensated for stray capacitances, which may be shunting the divider string. The capacitive division ratio must be the same ratio as the resistive ratio, or the division differs as the measurement frequency is

increased. Such a compensated divider is shown in Fig. 9.

Also shown in Fig. 9 is the buffer amplifier and an example of an AC to DC converter. This circuit is called the operational amplifier. The AC signal is fed to an operational amplifier. On positive half cycles, feedback to the - input of the amplifier is made through D1 and R1. The gain is determined by the ratio of R1 to R4. The forward voltage drop of the diode is effectively eliminated by the high open-loop gain of the operational amplifier. This high gain allows the output to slew rapidly, driving the diode into conduction. Once it conducts, the output amplitude is controlled by R1 and R4. The output signal from the rectifier is filtered by R5 and C2 to provide a steady DC signal for the A/D converter. On negative half cycles, the feedback path is provided by D2 and R2; however, no voltage is contributed to the output. R3 provides DC stability during no-signal conditions. The bandwidth of this converter depends on the bandwidth of the operational amplifier.

#### Current measurements

Current is usually measured in the DMM by the same technique as in analog meters—by shunts. The DMM has an advantage over the simple VOM, as the shunts often have a lower voltage drop, permitted by a voltmeter of 100 millivolts full scale. Shunts are used for both AC and DC measurements. As with many other sections of the DMM, the accuracy requirements for some of the components becomes much greater than required with a VOM. In the analog multimeter, a 1% current shunt may have been quite adequate. With a DMM, shunt tolerance may need to be nearer 0.1%.

An alternative to DC current measurement by shunts is shown in Fig. 10. This current measuring technique is a sort of inverse of the potentiometer method of measuring voltage—no voltage drop is required to make the measurement, as no current is required to measure voltage by the potentiometer technique.

The unknown current is applied to the summing junction (the upper or minus terminal in Fig. 10) of a high-gain operational amplifier. Negative feedback keeps this terminal near zero voltage. To maintain this zero voltage at the terminal when current is applied, the amplifier output voltage has to generate through the feedback resistors a second current equal to the current at the input. This output voltage (actually the voltage drop across the feedback resistor) is therefore directly proportional to the current at the summing junction, so the A/D converter can be made to read directly in terms of current.

With this form of measurement, the input impedance is extremely low, as the current applied to the input simply flows on through the feedback resistor, and there is no voltage drop.

The disadvantage is that the measurement circuit must be able to supply a current equal to that being measured. The circuit therefore becomes impractical beyond a few hundred milliamperes. A second limitation is that the technique is applicable to DC measurements only.

#### Resistance measurements

The conventional analog multimeter usual-

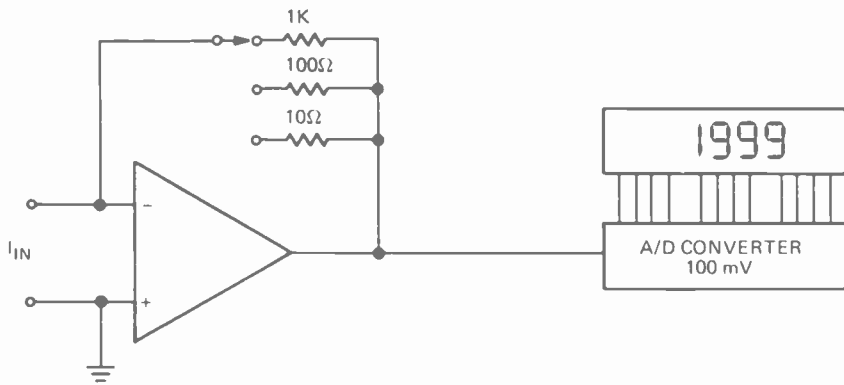


FIG. 10—AN OPERATIONAL CURRENT-TO-VOLTAGE CONVERTER FOR DC measurements with a DMM. Circuit provides a near-zero voltage drop across the input terminals and offers almost no impedance to the current being measured. The resistances shown would yield full-scale values of 100  $\mu$ A (1,000 ohms), 1 mA (100 ohms) and 10 mA (10 ohms) for a converter with 100 mV basic sensitivity.

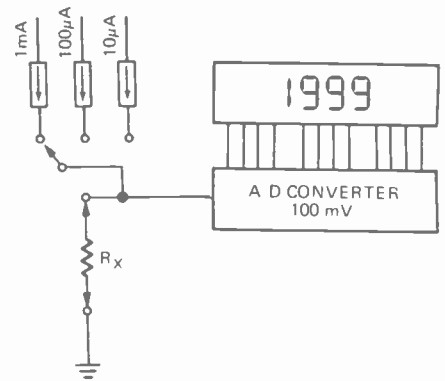


FIG. 11—RESISTANCE MEASUREMENT with a DMM. The 1-mA, 100- $\mu$ A and 10- $\mu$ A current sources give full-scale resistance ranges of 100 ohms, 1,000 ohms and 10,000 ohms with a 100-mV converter.

ance ranges, the high-resistance ranges use low currents. A small current charging a capacitance takes time; high resistance ranges tend to be slow responding. These types of meters are used most often with upper limits at about 20 megohms.

### Auto-ranging

One of the more desirable features of the DMM is almost hands-free operation in comparison to its analog partner. The autoranging DMM is even easier to use. Special circuitry is added to the conventional DMM to sequence the instrument until the display is all but overranged. The techniques for autoranging vary, and involve both electronic and electromechanical methods. Generally, the instruments do not autorange high current ranges, but provide the user with two shunts, for example, then autorange the voltmeter about the selected shunt.

### Specifications

There would seem to be little to specify on the digital multimeter once the functions, ranges, and accuracies are known. Unfortunately, unlike the simple analog multimeter, the DMM is specified extensively. Many of the variations from DMM to DMM are the subtly specified nuances that make all the difference to the user when the instrument is on the bench. *to be continued*

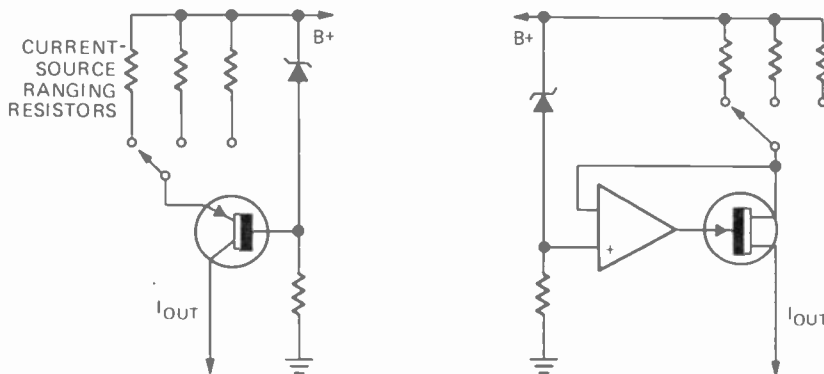



FIG. 12—CONSTANT-CURRENT SOURCES. a—Positive current source using a PNP transistor. b—Constant-current source using an N-channel junction FET and an operational amplifier.

ly applies an internal voltage to an internal resistance and the external unknown resistance in series. The meter has a specially calibrated nonlinear scale, which converts the voltage across the unknown resistance to a resistance reading. Nonlinear scales are very difficult to convert into digital readings; therefore a different technique is employed in the DMM. A constant-current source generates the test signal to be passed through the unknown resistance. A constant current of known value develops a voltage across the unknown resistor directly proportional to its

resistance. The voltage is measured and displayed as resistance. Such a measurement system is shown in Fig. 11. The circuits used for the constant-current source may be either discrete (Fig. 12-a) or the operational type (Fig. 12-b).

The constant-current resistance measurement technique has a few special characteristics. First, the open-circuit voltage is rather high, often a few volts. Unless specially designed, they forward-bias semiconductor junctions. Second, as the current ranges must be the same number of decades as the resist-

## World's Largest Radome



NOT A NEW TYPE OF CHANDELIER for a Texas mansion, but the world's largest radome, to be carried atop the US Air Force E-3A airborne warning and control system. This 30-foot diameter fiberglass and aluminum assembly, which houses large antennas on the E-3A, is shown undergoing static load tests at Boeing, the E-3A prime contractor. The hundreds of rectangular pads are attachment points for hydraulic jacks that simulate—under laboratory conditions—the aerodynamic loads on the radome in flight. Loads during the tests produced more than 12 million inch-pounds of pitching moment. An identical radome assembly is undergoing fatigue testing, which will simulate 80 years of stresses (four times its design life). During that test the radome, which revolves six times a minute when in use, will undergo a simulated 40 million revolutions.

# What's New In Car Stereo

*There's something for everybody—component systems for the audiophile, kits for the do-it-yourselfer, and even combination units that include CB*

IF ALL THE MANUFACTURERS OF AUTOMOBILE sound equipment placed all of their products on view in one huge display, here is what you would notice:

- Most of the equipment is designed for in-dash mounting.
- Much of it is smaller than a year or two ago.
- The proportion of car players with radio facilities is bigger by far than before.
- More combinations now feature FM stereo reception in addition to mono FM.
- More deluxe models are available than previously.
- The number of cassette players has increased tremendously, and the ratio of cassette to cartridge models is increasing accordingly.
- CB is "invading" the automobile in a significant way.
- "Big sound" has captured attention and is being reflected in car players with greater amplifier power, a variety of add-on power boosters/amplifiers and bigger and better speakers.
- Audio-component-type car sound equipment is now a reality.

The trend to in-dash equipment has been developing steadily. Today's in-dash car stereo units with adjustable control shafts and standardized face plates are easy to install; virtually anyone with "do-it-yourself" leanings can handle a player, radio or player/radio installation. Some companies claim that over 75 percent of equipment buyers are capable of installing it themselves. Sanyo (1200 West Artesia Blvd., Compton, CA 90220), for example, touts an *EZ Install* line of auto stereo products. "For exceptionally easy in-dash installation on over 80 percent of all cars without the need for extra mounting hardware." Audiovox (150 Marcus Blvd., Hauppauge, NY 11787) provides consumers with a large chart showing all the cars that can be fitted with in-dash Audiovox players, and 18

## FRED PETRAS

steps of a typical in-dash installation.

In-dash installations are neater looking than "hang-ons." They are far less obtrusive, especially in cars with limited



**MOTOROLA model TC877AX.**

dash-area. They are far less likely to be ripped-off because of the time and effort required to do so. And in-dash installations can also be a matter of good economic sense: some insurance companies will not insure under-dash, hang-on car stereo equipment.



**MOTOROLA model TC876AX.**

Reflecting the overall technology advances and spinoffs from efforts to produce compact in-dash stereo equipment, are the new small-sized players and combinations. An example is a new cassette unit, Sanyo *model FT400*, measuring 4¼-inches deep by 7-inches wide and 2-inches high. It is for under-dash, glove compartment or hump mounting. Another example—for in-dash mounting—is the *model 605*, from J. I. L. (737 West Artesia Blvd., Compton, CA 90220), a cassette player/radio combination measuring 5½-inches deep by 7-inches wide and 1¼-inches high. A third

example is the Fulmer (260 Monroe Ave., Memphis, TN 38103) *model 5300*, a cartridge player/radio combo for in-dash mounting. It measures 4¼-inches wide by 6½-inches deep and 1¼-inches high.


Helping manufacturers produce compact multi-function car sound equipment are smaller sized tape mechanisms. Gone are the king-size, giant-flywheel models. These have been replaced by mini-units with highly effi-



**ROYAL SOUND model RS-2500.**

cient tape drives. Also aiding them is the dial-in-tape-door system developed by Tenna Corp. (19201 Cranwood Pkwy., Cleveland, OH 44128) that reduces space requirements substantially. Many manufacturers are using this approach.

In the early days of auto sound, the average car owner had a radio in the dash and a hang-on cartridge player under the dash. Today, the majority of car owners have combination tape



**J.I.L. model 517.**

player/radios usually installed in-dash. But hang-on types are also available, their continuing popularity related to their size—far smaller than in the past



and they're easy to remove.

Along with a greater demand for player/radio combinations, consumers have been getting on the FM bandwagon and buying combinations that feature not only mono FM, but also stereo FM reception.

The trends to more combination sets and to units offering FM-stereo reflect a greater sophistication of today's music-oriented car owner who wants music in all formats. Inherent in that sophistication is also his willingness to buy better



**SONY model TC-24FA.**

quality combinations to get the best sound from tape or radio program sources. This applies especially to in-dash equipment since it is less likely to be pilfered than an under-dash model. Manufacturers, recognizing these facts, have come through admirably. Several are producing tape/radio combinations selling for over \$200. In fact, one company, Becker Autoradio (756 Burr Oak Drive, Westmont, IL 60559), has a cassette player/radio combination priced at \$844!

### Cassette vs. Cartridge

While it has not taken over the car player field, the cassette is certainly making inroads into the province of the cartridge player. At the moment, over a third of all car players sold are cassette models. By this time next year, the figure will be close to 50 percent according to industry forecasters. But have no fear about the availability of cartridge equipment; no one is seriously expecting it to be nudged into oblivion by the cassette, popular as the cassette is.

While the cassette has been around for several years in the automotive field, its initial track record was pretty bad. Wow-and-flutter was exceedingly high, tape mechanisms jammed and tape tracking was often erratic. In essence, the cassette was not technologically ready. Today it is, and car sound buffs are rushing to buy. The general feeling is that the cassette is every bit as good as the cartridge as a car sound medium and has more to offer in terms of convenience, primarily in "instant" program selection. There's also another angle: while both the cartridge and cassette offer recording capability in home equipment, the cassette is the easier recording format. Many cartridge car player owners who figured they could make their own tapes at home for use in their cars have been disillusioned by the

difficulty of recording their own cartridges. Some cartridge car player owners have switched to cassette players in their latest cars, and have abandoned their cartridge recorders in favor of cassette models to easily make tapes for both home and car use.

Additionally, many music buffs have found that they have a broader variety of commercially recorded tapes in cassette form. While the cartridge has the edge in terms of the latest rock-and-roll hits, the cassette wins hands down in terms of various other types of music, especially classics and easy-listening type music.

One company, Sanyo, recognizing the potential of the cassette as a music recording medium, has brought that



**SANYO model FT415.**

capability into the car. Its new in-dash model *FT415* cassette/radio combination priced at \$150 offers stereo recording from its FM stereo radio. Further, the unit can be used for monophonic dictation recording while on the go. It features a locking pause control as part of the recording system. Clarion (5500 Rosecrans Ave., Lawndale, CA 90260) also offers mono recording capability via microphone in an under-dash cassette recorder/stereo player, model *812* priced at \$154.95.

Up until fairly recently, the cartridge had it all over the cassette relative to tape handling. Slip the cartridge in and it would play all the way through. Slip a cassette in and you would have to flip it at mid-play. Today many cassette players feature automatic reverse—which eliminates cassette handling at mid-play. And as time goes on, you'll see this feature in a bigger percentage of players coming into the market. For example, TZI International (2020 West 16th St., Broadview, IL 60153) (a new company in the car sound field) introduced four cassette players in the Evadin brand name as its initial line, all



**EVADIN model CR-3000.**

featuring automatic reverse.

The cassette is also finding favor with owners of compact and mini-cars, both domestic and foreign, where space is at a premium. Several companies offer what they call "short" chassis, that extend into the dash by as little as 4 1/4 inches (Inland Dynatronics, Inc., 110 Horizon Blvd., South Hackensack, NJ 07606) (model *AXT-885*).

### CB

Several million auto owners have in the past few years involved themselves with CB. And more are getting involved every day. In fact, industry seers are predicting that the day is not far off when CB will be part of every new car's standard equipment, rather than as an option.

Since CB is such a natural for a car, in the same league as a car radio or stereo player, it was merely a matter of time



**BOMAN model CBRT-8800.**

before auto sound equipment makers hit on the idea of combining CB with tape players and car radios. The three-way combination is now available in perhaps a dozen brands. Prices are in the \$300 to \$420 range. (You can expect to see some at about \$250 in the near future.)

The CB combos come in both under-dash and in-dash models, with the latter favored by theft-conscious car owners as far less likely to be stolen. (And far more likely to be insurable.) While the sets are usually a bit bigger than tape player/radio combinations, they can generally be fitted into most of today's new cars.



**J.I.L. model 606CB.**

Two companies—Audiovox and Clarion—have three-way in-dash CB combinations under what they call the "component separates" approach. Audiovox offers the consumer the option of mounting the separate cable-connected

transceiver electronics section out of sight behind the dash, under the seat or on the fire wall. Clarion additionally offers the option of mounting the separate unit in the car's trunk.

At press time, several companies revealed they were working on separable CB/tape/radio combinations. Some will be introduced early in 1977.

Notable among the under-dash CB combinations is a dual-function unit from Xtal (8749 Shirley Ave., North Ridge, CA 91324), model XCB-9 priced at \$300. In addition to 23-channel transceiver facilities, it also has automatic reverse cassette tape playback plus cassette recording capability.

### More power

Along with a desire for better quality and more sophisticated car stereo equipment, today's drivers are after "big sound" from such equipment. Looking at our total-industry display of car stereo products closely you would find many attempts by equipment makers to fill that demand.

First off, you would find several companies selling car players or combination player/radios with 50 to 100 percent more amplifier power than traditional units. A typical auto player or combination has three to four watts-per-channel of amplifier power. This is plenty for the average listener driving the average car. However, if you own a big station wagon or van, or just like your music played at window-rattling levels, you can find a number of models with power of 8 watts-per-channel or more. Examples are the Craig (921 West Artesia Blvd., Compton, CA 90220) Powerplay series with 12 watts-per-channel; Sanyo models 1001 and 1003 with 8 watts-per-channel; Panasonic (1 Panasonic Way, Secaucus, NJ 07094) model CQ-1851 with 15 watts-per-



PANASONIC model CQ-1851.

channel and Clarion model 423C with 8 watts. Further, as the concept of more power is advertised by manufacturers and talked about by music/sound buffs, you'll see more companies providing high-powered car stereos.

At least twelve companies are handing car owners the option of stepping up the power of their car stereo equipment via add-on power boosters or powered speakers. Essentially, a power booster is a small amplifier that hooks into your car stereo system and raises its total amplifier power by as much as 25 watts-

per-channel or more. Unfortunately, there is no consistency in the presentation/advertising of these devices, with some companies not specifying the actual output in watts but instead saying "Increases the power of any player 10 times!" or "Four times more power", etc. Some even use ancient, discarded and meaningless terminology such as "peak power." The units sell for \$30 up to over \$100.

Medallion (P.O. Box 1903, Kansas City, MO 64141), Kraco (505 East Euclid Ave., Compton, CA 90224), Magnadyne (P.O. Box 5365, 20545 South Belshaw Ave., Carson, CA 90749), Comm Industries (One Gateway Center, Newton, MA 02158) and Tenna are among companies giving car stereo owners a chance to beef up their sound via amplified speakers. These consist of deluxe car speakers with heavy magnet structures and high power-handling capability, piggy-backed by small amplifiers rated up to 40 watts-per-channel. They generally sell in the \$70 to \$100 per pair range.

The great majority of companies selling car players also sell speakers. While most have been selling speakers at low, medium and high prices, a look at their product lineups today shows they are also selling big sound models to go with high-powered players or power boosters.

Further, some component speaker manufacturers such as Jensen (4310 Trans World Rd., Schiller Park, IL 60176), Utah (1124 East Franklin St., Huntington, IN 46750) and Altec (1515 South Manchester Ave., Anaheim, CA 92803), are pushing the development of car speakers that offer true hi-fi sound. Jensen's latest achievement is a three-way oval-shaped auto speaker dubbed "Triaxial." It combines a woofer, midrange and tweeter in one assembly.

### Component systems

On a par with the debut of CB as an important part of the revolution taking place in auto sound is audio-component-type car stereo. It is, essentially, an off-shoot of the move to bigger sound and more audio power in the car. It is also part of today's auto owner's desire for quality sound that is an off-shoot of his quest for better sound from his home audio equipment.


At this writing there are two deluxe component-type auto stereo systems available. One comes from Audio Mobile (189 McGraw Ave., Irvine, CA 92714) and consists of a stereo preamp/equalizer, a 25 watt-per-channel amplifier, and four speakers—two 6½-inch or 10-inch woofers (for rear deck mounting) and two 4-inch dome tweeters (for up-front mounting). This system sells for \$388. Any existing car player, radio or combination can be fed into the Audio Mobile component system. To be

available from the firm in 1977 will be a deluxe cassette player/AM/FM/FM-stereo tuner with Dolby noise reduction circuitry, for use with the above system. It is expected to sell for about \$300. The amplifier has a total harmonic distortion (THD) rating of 0.3 percent from 20 Hz to 20 kHz, 20 watts-per-channel, and the preamp's signal-to-noise ratio is greater than 68 dB "with typical gain settings." (In listening to the Audio Mobile system installed in a car, I was impressed not only with the quality of sound but the visceral, gut-shaking physical aspect of it.

A second component-type auto sound system comes from a combination of two companies. The stereo cassette player priced at \$275 is made by Nakamichi (220 Westbury Ave., Carle Place, NY 11514). The amplified speaker systems priced at \$398.50 a pair are



NAKAMICHI-ADS car stereo system.



ADS model 2002 speaker system.

made by ADS (64 Industrial Way, Wilmington, MA 01887). The cassette player features Dolby noise reduction circuitry and its preamplifier section provides volume, balance and tone controls. The two-way speaker systems measuring about 7 × 4¼ × 4½-inches, each have three power-amplifiers built into them. Two amplifiers are for the woofer, one for the tweeter.

The Nakamichi-ADS ensemble has double-duty potential. With the aid of two AC power adaptors (total price, \$129.50), it can be used as an indoor system for use in weekend cottages, vacation hotels or motels, and elsewhere. (The system is quickly detachable from the car. A special case for easy carrying is being developed.)


Several other companies make audio-component-type auto sound products. Four amplifiers are available under the Linear Power brand name (Shmegg Electronics, 113 Grenoble, Folsom, CA 95630). They have power outputs rang-

*continued on page 90*

# Add 4 Functions to NOVUS 850

With the simple addition of switches, you can convert your 4-function Novus 850 calculator to 8 functions

HOWARD F. STEARNS



HOW THE 8-FUNCTION NOVUS LOOKS: The  $\mu$  has been left off the memory store and recall;  $\sigma$  switch is barely visible on the side.

PROBABLY BECAUSE OF PRODUCTION ECONOMICS, National Semiconductor uses the MM5738 IC in the Novus 850 four-function calculator. This IC actually has eight functions. (A fifth function, auto squaring, is accessible in the 850 but they don't even mention it in the operating instructions!)

The remaining three functions, memory, constant and percent (plus display turn-off), may be used by adding switches to the keyboard as shown in the photograph. Access to a National MOS IC book or an MM5738 data sheet will help. Thus, for less than \$14 (on sale) and a couple hours work, you can have an eight-function calculator.

No added active circuitry is required, only the five normally-open switches made from relay contacts. (Miniature push-button switches will work if they're small enough to fit.) The connections (see Fig. 1) are:

Function	Key	MM5738 Pin Numbers
Memory Store	MS	19 and 22
Memory Recall	MR	19 and 23
Constant	K	19 and 4
Percent ( $\times 0.01$ )	%	18 and 24
Display Reset	D	12 and 13

Pins 12 and 13 of the integrated circuit are connected on the printed-circuit board and must be separated to allow the battery-saving 16-second display shutoff circuit to function. Cut away  $\frac{1}{16}$ -inch of copper from around pin 13 with a razor blade. The  $\sigma$  switch may be omitted from your calculator, if desired, because pressing any of the keys automatically restores the display (resets timer).

Note that the MS, MR and K keys are common on pin 19 of the IC. This helps in the construction. Four holes are drilled through the control panel in the clear area between the power switch and the  $\div$  key. Plastic or metal rivets, inserted from the inside, make suitable key buttons. If screws are used as push-buttons, Teflon tubing must be placed over them or else they may bind on the threads. Fig. 2-a shows how the switches are made; Fig. 2-b shows how the bus is insulated for the  $\%$  key.

Epoxy is the best way to attach the spring contacts to the panel underside. Hold and mask the contacts with masking tape until the epoxy sets. Bare AWG 14 bus wire is used for three of

the fixed contacts. For the  $\%$  key, first insulate the bus wire at this key with tape and then roll a relay contact around the taped wire. Solder a wire to the protruding end of the contact and anchor it with epoxy.

The construction will be smoother if the following sequence is used:

1. Drill holes.
2. Letter panel.
3. Epoxy spring contacts to panel.
4. Insert buttons.
5. Mount bus wire (epoxy) with plastic blocks on each end.
6. Wire.

Be careful not to overstress the spring contacts when inserting the push buttons.

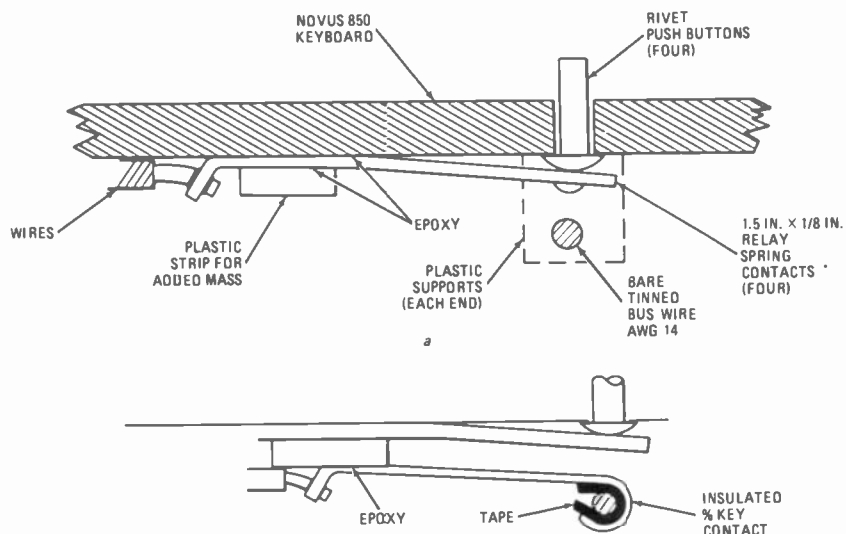


FIG. 2—DETAIL OF THE SWITCHES.

The D key is located on the side of the 850 next to the power jack. This is convenient because the pushbutton may be depressed while holding the calculator.

Remembering how to use the extra functions will come with experience. Excellent examples are given in the MM5738 data sheet. Automatic squaring is simple: enter the number, press  $\times$  and then  $=$ . For instance, if you square 5, you get 25. Now if you press  $=$  again, you get 25 squared, 625. Each time  $=$  is pressed, the number on the display is squared; not the first entry.

Storing a number in memory is also simple. Merely enter a number and press MS. (The M was not used on the panel marking.) Then press CF to clear the display. The number is recalled by pressing MR.

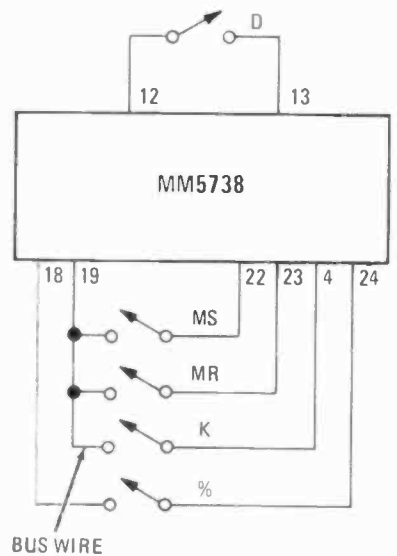



FIG. 1—SIMPLE ADDITION of switches converts the Novus 850 to 8-functions.

The % key simply moves the decimal over two places to the left. Since it converts a percentage number to the fraction, the same function may be accomplished by either dividing by 100 or by multiplying by 0.01. So essentially the % key reduces four operations to one.

The number entered after pressing either  $\times$  or  $\div$  is stored as a constant, independently of the memory. Therefore, pressing  $\kappa$  in a subsequent calculation repeats either  $\div \kappa$  or  $\times \kappa$ , depending on how it was entered initially as a constant. A constant, once entered as times or divide-by, may be changed to the other function or to plus simply by pressing the desired function key ( $\times$ ,  $\div$  or  $+$ ) before the  $\kappa$  function.

The calculation does not work on subtraction of a constant. Entering  $-$  changes the sign of the entered number to minus when  $\kappa$  is pressed, and subsequent pressing of  $\kappa$  adds the constant in the negative direction.

R-E



SWITCH INSTALLATION IN THE 850; the wiring job is reasonably simple.

# PROTECT YOUR CB-

## theft-proof installations

*A look at installation techniques for your mobile CB rig that provide maximum protection against thieves*

HERB FRIEDMAN

POLICE NOW ESTIMATE THAT A PROFESSIONAL THIEF NEEDS LESS than 20 seconds to remove a CB transceiver from a dashboard installation. Even if the vehicle is equipped with an alarm system, the thief is in and your transceiver is out before anyone realizes someone's alarm is howling.

Many anti-theft devices have appeared in the CB marketplace, all of which promise to protect your transceiver. In most instances these anti-theft devices become an integral part of the transceiver, so the thief steals both the rig and the mount—a crowbar pops any mount off the dash quickly and efficiently.

It has been suggested that a CB'er simply not call attention to his car by using a removable antenna—when the car is parked the antenna is removed. Great idea, except that for the rather expensive motor-driven telescopic whip that disappears into the fender when not in use, there is no "removable" antenna that delivers anywhere near the performance of the standard 108-inch whip or the 48-inch trunk mounted antenna. You give up a lot of performance when you use a removable antenna.

But if you're willing to remove the antenna, why not work the other way round and remove the transceiver leaving the antenna permanently connected. No one can steal a transceiver that isn't there. The advantage to this arrangement is that you can use a high-performance antenna and lose nothing in the way of performance and yet maintain maximum security.

The easiest way to make the transceiver readily removable is to use a slide-mount device similar to those used for tape players and add-on FM stereo radios. But before we get to the transceiver, let's get the antenna on the car.

### Antenna Installation

The most effective antennas are the full-length whip and the "short" (about 48-inches) trunk-lip mounted whip. Since the mount for the 108-inch whip requires drilling holes in the vehicle's body, or the use of a bumper mount, the *no-holes* trunk-lip mount has become, more-or-less, the most popular CB car antenna.

The trunk-lip mounts from the well known manufacturers have a U-shaped bracket that wraps itself around the lip of the trunk. As shown in Fig. 1, the center of the U-bracket is indented so the coaxial transmission-line also wraps around the trunk lip in such a manner the cable is neither deformed nor damaged. This might appear to be a small thing deserving of no attention because it is expected. In fact, however, cheap imported copies of these better known antennas look almost identical except that the wrap around U-bracket doesn't have the indent for the transmission line. The transmission-line is



FIG. 1—INDENTED CHANNEL prevents damage to the transmission line when the trunk is closed.

simply passed behind the U-bracket where it gets deformed on the very first closing of the trunk. A deformed transmission line can increase the standing-wave ratio (SWR).

Almost all the "shortened" or loaded-type antennas must be tuned for minimum SWR at the antenna's mounting location. An adjustment that's good for the side of the trunk is probably not correct for the center of the trunk lip.

The antenna is usually adjusted for minimum SWR by loosening a screw at the bottom of the antenna and making small incremental adjustments of the antenna height until the SWR is minimum. As shown in Fig. 2, a hex key, always provided with the antenna, is required for most antennas. It's best to be suspicious of any antenna using an ordinary machine screw for the SWR adjustment as it is easily susceptible to tampering.

After the antenna is installed, simply drop the cable into the trunk until the transceiver is installed.



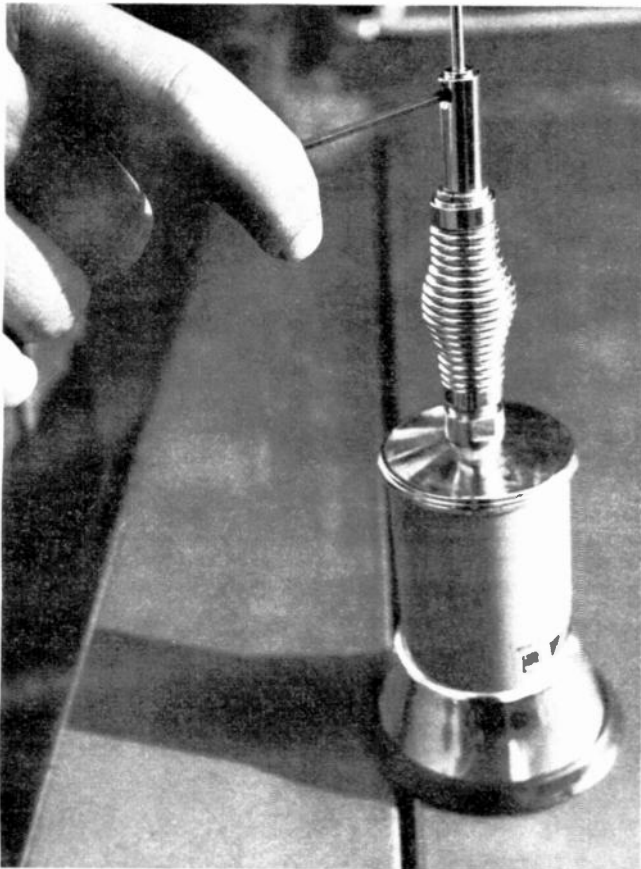


FIG. 2—SWR ADJUSTMENT is accomplished by varying the height of the antenna. Hex key supplied with antenna is used for this purpose.

### Transceiver installation

All mobile transceivers, and a few of the combination base and mobile models, come supplied with some form of mounting bracket. You can very easily install the transceiver by simply fastening the bracket to the dash with a couple of screws. You can also have the transceiver stolen in less time than it took you to secure the two screws. The only transceiver that can't be stolen is one that isn't there, and the *slide-mount* installation is becoming more popular as insurance companies refuse to pay off on stolen CB's.

The slide mount generally used for CB transceivers is the same model used for tape players and FM-stereo radio additions. Unlike the tape players, however, where all connections—speaker, battery and ground wires—are provided for the tape player, the regular slide mount doesn't make provision for the transmission line and you have to remove the antenna cable before removing the transceiver. Some FM-stereo radio slide-mounts have internal make-break connections for the FM antenna: these have been upgraded with RG-58/U cable and coax connectors for CB use. The problem here is that the discontinuity in the transmission line caused by the slide-mount contacts increases the system SWR and the contacts have caused a few intermittent problems. But you do get the advantage of a fast make-break connections for transceiver removal: so if a small RF-output loss is of no concern, go ahead and use the CB slide-mount. (CB mounts are often twice the price of the tape player version of the same mount.)

Going one step further, one slide-mount model has been provided with a fixed coaxial-jack on the back of the section that gets mounted to the dash. Another great idea gone wrong! It moves the coax connector up from the rig to the top of the mount. In many instances, the car's air-conditioning ducts get in the way and there's no way any connection can be brought into the dash-mounted section. Better check your car's installation area and mounting situation before investing




FIG. 3—SLIDE MOUNT is secured to the mounting bracket supplied with the transceiver.




FIG. 4—RELIABLE CONNECTIONS are attained by unsoldering the wires supplied with the slide mount and soldering the wires from the transceiver directly to the terminals on the slide mount.

in this relatively expensive mounting device.

The individual sections of some slide-mounts are available separately. This is ideal if you want your CB to do double or triple duty. You can order either the dash or equipment mounting sections. This allows you to install the dash section in two or more vehicles or boats and you need only one transceiver section. In this way, the transceiver will fit into all your vehicles and you don't have to pay for the unnecessary mounting sections.

Figure 3 shows how a transceiver fits to a slide mount. In Fig. 4 the transceiver is wired to the slide-mount terminals. If you look carefully at Fig. 4 you can probably see an extra wire from the transceiver to the mount's terminal-strip. The *external speaker* output from the transceiver has been connected to one of the terminals. For better sound quality, one of the car's stereo speakers has been connected to the matching dash-mounted section. When the transceiver is slipped into the slide-mount, the car speaker will serve for CB providing a much cleaner sound. If your car doesn't have an extra speaker, you can install a separate component speaker exclusively for the CB. Any of the "communications" speakers or even one of the speakers and enclosures used for car stereos can be used.

Secure the dash section of the slide-mount as shown in Fig. 5. While nuts and bolts are suggested and preferred as mounting hardware, because of air conditioning ducts it's often impossible to reach behind the dash. If the ducts get in your way and you're not inclined to dropping half the dash to mount the CB, use No. 10 or No. 12 sheet-metal screws with an internal starwasher between the screw and the dash.

### Hook up

Connect the positive and ground wires from the car's electrical system to the slide mount—and a speaker wire if you've used an external speaker—and then route the transmission line from the trunk. The object is to bring the coax out




FIG. 5—STATIONARY SECTION of slide mount is secured under the dash using sheet metal or machine screws.



FIG. 7—TRANSMISSION LINE should be just long enough to reach the transceiver. Excess should be left in trunk, not under the dash where it can get tangled with the driver's foot.

from under the carpet or firewall shield near the transceiver so there's no possibility of the gas/brake foot getting snagged in the coax.

Whether you have to remove the rear seat to get the coax from the trunk into the passenger compartment, or whether you can pass the coax directly into the compartment, depends on the particular type and model car you own. If you have a late model General Motors car, you will probably have to remove the rear seat. You will find there's no real wiring channel—the wires from the rear lights are simply enfolded in a plastic shield. Just follow the shield to the passenger compartment and run the coax under the carpet adjacent to the transmission hump.

Ford Motor cars also usually require the removal of the rear seat. Run the coax up to the front by following the wiring for the tail lights which is inside a wiring channel. A short snake is usually required for passing the wire through the channel. If there's an obstruction in the channel, you'll have to snake the coax under the carpet.

Chrysler cars are often the easiest to wire as you can usually pass the coax from the trunk directly into a wiring-channel running along the left side of the car. As shown in Fig. 6,



FIG. 6—TRANSMISSION LINE is run from trunk to passenger compartment in wiring-channel under the door saddle.



FIG. 8—MICROPHONE BRACKET should be mounted so that the microphone cable does not interfere with the driver's foot.

removal of a left door saddle exposes a front-to-rear wiring channel concealed beneath the carpet. Just lay the coax in the channel all the way to the fender wall kick plate. Remove the plate and fish the wire up to the firewall and over to the transceiver. You must cross over the pedals so make certain the coax is tied up and away from the gas and brake pedals.

If you have excess coax after making the run to the front, pull the excess back into the trunk. You should have just enough wire up front to reach the CB or slide mount, as shown in Fig. 7. Loops or coils of coax near the right foot leads to an accident. There should be no possibility of the driver's foot getting tangled in the coax.

Finally, install the transceiver and connect an SWR meter—as shown in Fig. 8—between the transceiver and the coax. Adjust the antenna for minimum SWR. If you can, also check for approximately 3 to 4 watts RF output to be sure the rig is working correctly. Remove the SWR meter, connect the coax to the transceiver and the rig is ready for use.


Figure 9 shows the completed installation. Note the microphone bracket is positioned so the microphone cable hangs down on the passenger side of the transmission hump, there are no loose wires near the driver and the transceiver controls can be reached by both the driver and passenger. A safe, convenient and theft-proof installation.

R-E

# Radio-Electronics

## Tests

# Nakamichi 600 Cassette Deck




LEN FELDMAN  
CONTRIBUTING HI-FI EDITOR

ALL ONE HAS TO DO IS TAKE A GOOD LOOK AT Nakamichi's new *model 600* Stereo Cassette Deck to realize that here is something that is a bit different from the norm for this category of product. But the full impact of that difference cannot be appreciated until you have had a chance to work with the unit, as we did in our laboratories over the past several days. Physically, the deck is quite a departure from Nakamichi's earlier state-of-the-art cassette deck *models 1000* and *700*, each of which was fairly bulky in size. Each of those higher priced models featured separate record and playback heads whereas the new *600*, according to literature provided by the company, sets out to prove just how well a two-headed machine can do if its heads and electronics are designed properly and with painstaking care. The wedged shape of the *model 600* afford control panel visibility and access that is unequalled in either the table top or front-loading formats.

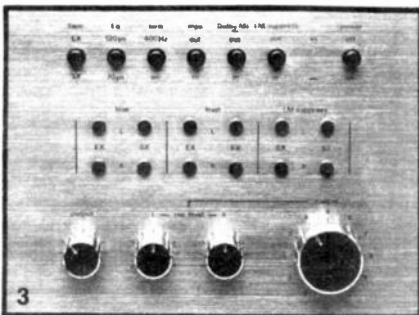
Figure 1 is an overall view of the Nakamichi *600*. While too small in width to be accommodated in a standard 19-inch rack, Nakamichi recently introduced a miniature sized rack that can hold the *600*, along with the new companion *model 610* preamplifier and *model 620* power amplifier all in a vertical or upright position.

The tape cassette compartment at the left of the panel provides easy access to heads for cleaning and pops up when the STOP/EJECT button is depressed. Because it is not completely protected by a glass or plastic window, a dust cover is supplied (not shown) that fits over the entire front panel when the machine is not in use. A three-digit tape counter and REWIND-MEMORY button are located above the compartment while below are six piano-key mechanically operated transport controls including RECORD, REWIND, STOP/EJECT, PLAY, FAST FORWARD and PAUSE. It is necessary to depress the STOP button

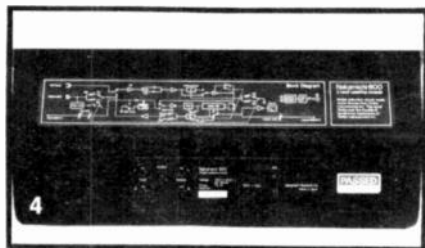
before switching from one tape motion to another, and both RECORD and PLAY buttons must be depressed simultaneously to begin recording. The PAUSE button, however, permits the user to cue up levels before recording actually commences.



The two recording level meters at the upper right have the same expanded scale (from -45 dB to +7 dB) as those found on Nakamichi's higher priced *model 1000* and the Dolby calibration point corresponds to 0 dB on these meters (200 nanowebers-per-meter) and is marked on their face (see Fig. 2). A close up view of the control section at the lower right is shown in Fig. 3. Rotary controls include a MASTER recording level control, individual channel RECORD LEVEL controls and an OUTPUT level control. The seven tiny pushbuttons at the top take care of POWER on/off switching, TAPE bias and EQUALIZATION selection, actuation of a built-



in 400-Hz test TONE, an MPX filter, DOLBY IN and OUT, and what Nakamichi calls an IM suppression circuit about which we shall have more to say shortly. What appear to be twelve more "buttons" at the center of the control area are in reality tiny plastic rubber plugs that cover up screw-driver adjustments for setting up optimum bias and recording sensitivity for tape types other than Nakamichi's own EX and SX tape for which the machine is calibrated at the factory. Four more plugs can be removed to adjust the working parameters of the special IM suppressor circuit which is also tape-dependent. Nakamichi warns against customers attempting to alter these factory settings unless they are equipped with



suitable test equipment and technically competent to perform these critical adjustments. Since Nakamichi's EXII tape is fairly close in its characteristics to other better quality low-noise high-output ferric tapes and their new SX tape is, in effect, a ferric replacement for chrome tapes, good results should be obtained when using other similar tapes even without readjusting all these control settings.

The rear panel of the Nakamichi *model 600* is shown in Fig. 4 and contains only the usual LINE INPUT and LINE OUTPUT jacks plus a combination DIN connector and a tiny slide switch which is "locked" in the 120 volt position, since this machine can be switched to 220-volt operation for overseas use. Also visible is a block or signal-flow diagram screened on the sloped surface behind the front panel.

### Laboratory measurements

A summary of our usual cassette deck measurements will be found in Table I and can be compared with published specifications shown elsewhere. Frequency response, using Nakamichi EXII and SX tapes exceeded published specifications by far, extending from 30 Hz to 21.2 kHz in the case


### MANUFACTURER'S PUBLISHED SPECIFICATIONS:

**Frequency Response:** 40 to 18,000 Hz,  $\pm 3$  dB (SX or EX tapes). **Signal-To-Noise Ratio:** Better than 60 dB, weighted, RMS, referenced to 0 dB; Better than 68 dB, weighted, RMS, referenced to 3% THD with IM suppressor. **Total Harmonic Distortion:** 1.5% at 0 dB, 400 Hz (SX or EXII tape). **Wow-and-flutter:** Less than 0.12% weighted, peak. **Erase:** Better than 60-dB below saturation level. **Separation:** Better than 35 dB, 1 kHz, 400 Hz. **Cross-talk:** Better than 60 dB, 1 kHz, 0 dB. **Bias Frequency:** 105 kHz. **Input Sensitivity:** 60 mV for 0 dB recording level. **Output Level:** 580 mV (output level at maximum, 0 dB). **Power Consumption:** 15-watts maximum. **Dimensions:** 15 $\frac{3}{4}$  W  $\times$  6.7 H  $\times$  9.33-inches D (40  $\times$  17  $\times$  23.7 cm). **Weight:** 14.3 pounds (6.49 kg).

FOR MANUFACTURER'S LITERATURE, CIRCLE 55 ON FREE INFORMATION CARD

# Herb Laney's a tough-minded optimist. How about you?

Herb takes his future seriously. Without worrying about it. He knows his CIE training is giving him valuable skills in electronics. Skills a lot of people will be glad to pay for. And that's good reason for all the optimism in the world. How about you?



Learning new skills isn't something you just breeze through. Especially in electronics. You've got to really *want* success if you're going to build your skills properly.

Herb knew that right from the start. But he also knew what rewards he could earn if he took some time and did it right. He knew that, in today's world, people who really *know* electronics find a lot of other people... even whole industries... looking for their help.

How about you? How much do you want that thrilling feeling of success... of being in demand? Enough to work for it?

### Why it pays to build skills and know-how.

One of the things that got Herb interested in electronics is that electronics seems to be something just about *everybody* needs. Almost everywhere you look these days — in a business office... a manufacturing plant... a department store... a doctor's office... a college... even your own home you'll find all kinds of electronic devices.

That spelled "opportunity" to Herb. Plus he liked the idea of having a set of skills that might lead to jobs in places as different as a TV station... a hospital... an airport... a petroleum refinery.

But what Herb liked *most* about electronics is that it's just plain *interesting*. Even though it takes time and effort to learn, the subject is so fascinating it *almost* doesn't seem like "studying" at all!

### How CIE

### keeps you interested.

CIE's unique study methods do a lot to *keep* you interested. Since electronics starts with ideas... with principles... CIE's Auto-programmed Lessons help you get

the idea — at your own most comfortable pace. They break the subject into bite-size chunks so you explore each principle, step by step, until you understand it thoroughly and completely. *Then* you start to use it.

### How CIE helps you turn ideas into reality.

Depending on the program you choose, CIE helps you apply the principles you learn in a number of different ways.


If you're a beginner, you'll likely start with CIE's Experimental Electronics Laboratory. With this fascinating workbench lab, you actually perform over 200 experiments to help you grasp the basics! Plus you use a 3-in-1 precision Multimeter to learn testing, checking, and analyzing.

In some programs, you build your own 5MHz triggered-sweep, solid-state oscilloscope — and learn how to "read" waveform patterns... how to "lock them in" for closer study... how to understand and interpret what they tell you.

To help you develop practical, skill-building knowledge you then receive a Zenith 19" diagonal



solid-state color TV featuring nine removable modules. You learn how to trace signal flow... how to detect and locate malfunctions... how to restore perfect operating standards.



### What to do first.

Get all the facts. Send for CIE's FREE school catalog and career information package TODAY. Check *all* the CIE programs — and see which one's right for you. Do it now.

### Why it's important to get your FCC License.

More than half of CIE's courses prepare you for the FCC License exam. In fact, based on continuing surveys, better than 4 out of 5 CIE graduates who take the exam get their License!

That's important. For some jobs in electronics, you *must* have your FCC License. For others, employers often consider it a mark in your favor. It's *government-certified proof* of specific knowledge and skills!

### Free catalog!

Mail the card. If it's gone, cut out and mail the coupon. If you prefer to write, mention the name of this magazine. We'll send you a copy of CIE's FREE school catalog — plus a complete package of independent home study information! For your convenience, we'll try to have a representative call to help you with course selection. Mail the card or coupon... or write: CIE, 1776 East 17th Street, Cleveland, Ohio 44114.



**CIE** **Cleveland Institute of Electronics, Inc.**  
1776 East 17th Street, Cleveland, Ohio 44114  
Accredited Member National Home Study Council

**YES...** I want to succeed in electronics. Send me my FREE CIE school catalog — including details about all electronics courses — plus my FREE package of home study information! RE-93

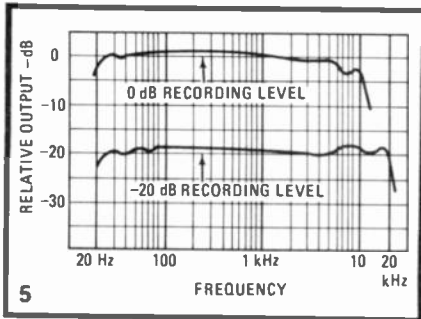
NAME \_\_\_\_\_  
ADDRESS \_\_\_\_\_ (please print) \_\_\_\_\_ APT. \_\_\_\_\_  
CITY \_\_\_\_\_  
STATE \_\_\_\_\_ ZIP \_\_\_\_\_  
AGE \_\_\_\_\_ PHONE (area code) \_\_\_\_\_

Check box for G.I. Bill information:  Veteran  Active Duty

**Mail today!**



of the EXII tape and from 28 Hz to 21.0 kHz for the SX tape (see Fig. 5). Note that our signal-to-noise measurements are made with no weighting filter added but are referenced to the 3% total harmonic distortion point.

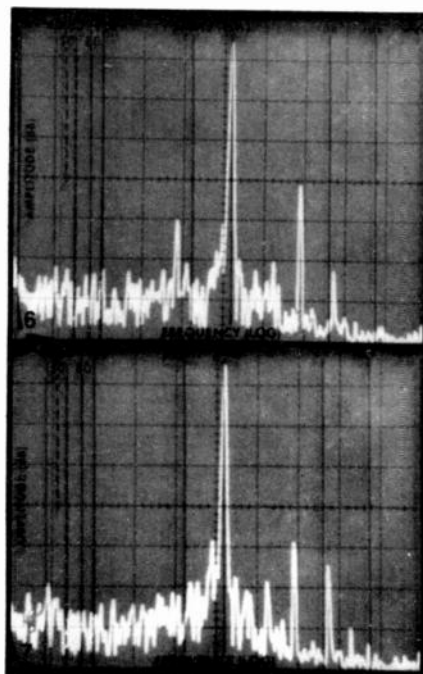


Wow-and-flutter were an exceptionally low 0.05% WRMS or 0.09% RMS unweighted. All of which brings us to the subject of total harmonic distortion and, as we promised, a brief explanation of Nakamichi's amazing new IM suppression circuit. As you can see from our results in Table I, distortion up to and including a +3 dB recording level is normally quite low and typical of good quality tape and cassette decks working together. As most readers realize, if one records at higher levels than these, tape saturation causes distortion to rise rapidly. This is especially true of cassette decks, where record equalization is such that to achieve good frequency response, one quickly reaches tape saturation particularly at high frequencies.

Nakamichi reasoned that each tape has a particular magnetization characteristic and therefore its "lack of linearity" can be measured and can be expected to be fairly consistent for that kind of tape. In a complex 8-stage equalization circuit, Nakamichi developed a network that "shifts" gain at a predetermined level in such a way as to compensate for the "squashing" of the signal by the effects of tape saturation. Thus, the IM suppression works on playback ONLY. What's more, if it is calibrated correctly, it will even reduce distortion (BOTH IM and THD) on over-recorded tapes made on other machines. The other stages in the 8-stage system perform some neat phase compensation tricks with playback signals—so neat, in fact, that this is the first machine we have ever encountered (open reel or cassette) in which we could record a squarewave and have it play back still looking remarkably like a squarewave. Try doing that on any tape machine you now own—you may be in for a surprising disappointment. A complete explanation of the operation of the IM suppression circuit would take a sixteen-page pamphlet to fully explain.\* What concerned us, in testing the *model 600*, was to find out whether it actually does work. As a worst-case example, we recorded a 1 kHz signal at a level of +5 dB. When we played this test tone back and measured THD, we obtained a reading of 3.5%, using SX tape. Punching in the IM SUPPRESS button, we watched the distortion reading settle down to 1.8%. Mind you, this was tape that already had the distorted recording on it! Readers may pounce upon us at once and suggest that some sort of filter (which rolls off harmonics) is introduced during playback. Not so! Response is just as flat out to 20 kHz or so whether or not you depress the IM SUPPRESS button.

TABLE I RADIO-ELECTRONICS PRODUCT TEST REPORT		
Manufacturer: Nakamichi Research, Inc.		Model: 600
CASSETTE TAPE DECK MEASUREMENTS		
<b>FREQUENCY RESPONSE MEASUREMENTS</b>	R-E Measurements	R-E Evaluation
Frequency response standard tape (Hz—kHz ± dB)	30-21.2, 3	Superb
Frequency response, SX tape (Hz—kHz ± dB)	28-21.0	Excellent
	See Fig. 5	
<b>DISTORTION MEASUREMENTS (RECORD/PLAY)</b>	Std./SX	
Harmonic distortion @ -10 VU (1 kHz) (%)	See Text	See text
Harmonic distortion @ -3 VU (1 kHz) (%)	1.2/1.1	Excellent
Harmonic distortion @ 0 VU (1 kHz) (%)	1.3/1.2	Excellent
Harmonic distortion @ +3 VU (1 kHz) (%)	1.5/2.0	Very good
<b>SIGNAL-TO-NOISE RATIO MEASUREMENTS</b>		
Standard tape, Dolby off (dB) (unweighted)	50	Excellent
Standard tape, Dolby on (dB) (unweighted)	60	Excellent
SX tape, Dolby off (dB) (unweighted)	52.5	Excellent
SX tape, Dolby on (dB) (unweighted)	61.0	Excellent
<b>MECHANICAL PERFORMANCE MEASUREMENTS</b>		
Wow-and-flutter (% WRMS)	0.05 WRMS	Superb
Fast wind and rewind time, C60 (seconds)	105	Fair
<b>COMPONENT MATCHING CHARACTERISTICS</b>		
Microphone input sensitivity (mV)	N/A	
Line input sensitivity (mV)	60	
Line output level (mV)	600	
Phone output level (mV)	N/A	
Bias frequency (kHz)	105	
<b>TRANSPORT MECHANISM EVALUATION</b>		
Action of transport controls		Good
Absence of mechanical noise		Excellent
Tape/head accessibility		Excellent
Construction and internal layout		Very good
Evaluation of extra features, if any		Superb
<b>CONTROL EVALUATION</b>		
Level indicator(s)		Excellent
Level control action		Very good
Adequacy of controls		Good
Evaluation of extra controls		Excellent
<b>OVERALL TAPE DECK PERFORMANCE RATING</b>		Excellent

In utter disbelief, we decided that this needed additional investigation. We therefore used our spectrum analyzer to examine the distortion components (harmonics) of the recorded 1 kHz signal with and without the IM suppression feature switched in. In the sweep of Fig. 6, we see the large fundamental



peak (1 kHz) at center screen. Note that the third harmonic (3 kHz) is some 35-dB down, or roughly 1.78%. With the same signal from the same tape being played, we depressed the IM SUPPRESS button. The results are shown in Fig. 7. Note that the third harmonic contribution to THD is now down some -45 dB, which corresponds to around 0.56%, an improvement of 3-to-1 in third harmonic distortion! Interestingly, the fourth harmonic has actually gotten somewhat larger with the introduction of the IM suppression circuit, but since, in both Figs 7 and 8, it is substantially below the 3rd harmonic contribution, its net contribution to audible distortion in both cases may be considered negligible compared to the obvious lowering of third harmonic with the activation of the IM suppression circuit.

Having become convinced of the effectiveness of the IM suppression circuit in reducing THD, we returned to our distortion analyzer and plotted THD as a function of recording level (of a 1 kHz tone) with and without the IM suppression in the circuit. The results are shown in the graph of Fig. 8 and speak for themselves. Suddenly, headroom has been improved to a +7.5 dB from a +6 dB, if one uses the 3% overall THD point as a reference. In effect, the dynamic range has been improved by that hard-to-come-by 1.5 dB but, more important, those inadvertent moments of VU meter needle-pegging that most recordists run into from time to time are now not going to render a recording useless during playback.

**TABLE II**  
**RADIO-ELECTRONICS PRODUCT TEST REPORT**

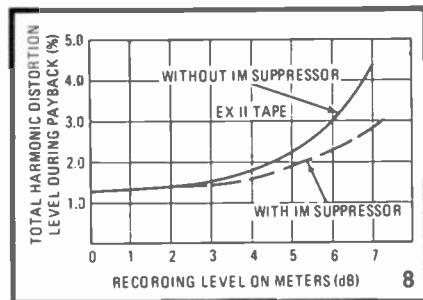
Manufacturer: **Nakamichi Research, Inc.**

Model: **600**

**OVERALL PRODUCT ANALYSIS**

Retail price	<b>\$500.00</b>
Price category	<b>Medium-high</b>
Price/performance ratio	<b>Excellent</b>
Styling and appearance	<b>Superb</b>
Sound quality	<b>Excellent</b>
Mechanical performance	<b>Very good</b>

Comments: It is obvious that when Nakamichi set out to design this marvellous little cassette deck, the emphasis was on superb electronics and tape head superiority. The target suggested retail price obviously prevented them from incorporating such "luxury" features as electronically controlled transport functions (found in their models 700 and 1000). The most worthwhile feature found in this deck is the IM suppression circuit that adds substantially to the headroom of any tape when it is properly calibrated for that tape. The action almost defies scientific reasoning, but take it from us, it actually works. It is also clear that Nakamichi sought to deliver a two-head machine that does as well (or nearly as well) as their three-headed more expensive models insofar as frequency response and signal-to-noise ratios are concerned. In this they have succeeded remarkably. Because the deck is part of new series that Nakamichi calls their Recording Director series (it now includes a matching sloped or wedge shape preamplifier and a similarly configured power amplifier), certain basic features which one has come to expect on almost any high-quality cassette deck, such as microphone inputs and line/mic mixing are missing, appearing instead on the matching *model 610* preamplifier. Purchased by itself, only line input recording is possible and one would have to provide other means (such as a mic mixer preamplifier) if one wishes to record "live" sounds. In view of the remarkable IM suppression circuit (which, in our view, is misnamed since it reduces harmonic distortion on playback as well as IM), the absence of any peak indicators is not a serious drawback, since recording "into the red" is no longer as serious a recording error as it would be without the IM suppression circuit. Alone, the *600* is certainly worth its price. Used with the matching *610*, it's a miniature recording studio that looks great and operates superbly.



you will not be able to hear any audible reduction in distortion. However, it's extremely comforting to know that if we do over-record occasionally, the tape need not be relegated to the wastebasket but can be resurrected by means of Nakamichi's novel development. Incidentally, it should be clear from our description that an over-recorded tape played on any other machine will still have the basic distortion that's impressed onto the tape, since the correction only takes place during *playback* of such tapes on the *model 60*. But, to counter that disadvantage, consider this. A tape that is over-recorded on any *other* machine can be played back with lower distortion on *this* machine (providing, of course, that it is the type of tape for which the IM suppression calibration-controls have been adjusted). Our overall comments concerning this product will be found in Table II, along with our overall analysis. **R-E**


**Summary and listening tests**

The effect of the IM suppression circuit is clearly discernible on recorded test tones as well as on recorded musical material that has

been deliberately recorded on the high side of the level meter indications. Obviously, if recording practice is such that levels are maintained at or below 0 dB in all instances,

\* Copies of *Technical Bulletin #6*, explaining the operation of the IM suppression circuit in greater detail may be obtained by writing to Nakamichi Research, Inc., at 220 Westbury Ave., Carle Place, NY 11514.

# Radio-Electronics




## Tests Heath AD-1305 Equalizer

RECENT INTEREST IN GRAPHIC EQUALIZERS HAS prompted many high-fidelity component manufacturers to design and produce these handy add-on devices. The most elaborate of these may contain as many as twenty or more separate frequency controls that permit adjustment of frequency segments as narrow as one third of an octave. Others offer ten controls per channel for octave-by-octave

frequency response adjustment, while the least elaborate of these hi-fi accessory units settle for five controls per channel, each control covering a range of approximately two octaves.

The Heath AD-1305 fits in this last category. Shown in Fig. 1, the AD-1305 has twin sets of slide controls, each of which has a mechanical detent or stop at its mid-position



**MANUFACTURER'S PUBLISHED SPECIFICATIONS:**

**Input Impedance:** 100K ohms. **Output Impedance:** 100 ohms. **Rated Output:** 1.5 volts RMS. **Overload:** 5 volts RMS. **Signal-to-Noise Ratio:** 90-dB below 1.5 volts. **Total Harmonic Distortion:** 0.05% from 20 Hz to 20 kHz at 1.5-volts output. **IM Distortion:** 0.05% at 1.5-volts output. **Separate Frequency Control Ranges:** 30-125 Hz, 125-500 Hz, 500 Hz-2,000 Hz, 2 kHz-8 kHz, 8 kHz-32 kHz. **Overall Gain (Controls Flat):** 0 dB. **Response of Filters:** 12 dB-per-octave. **Dimensions:** 17 1/2 W x 4 7/32 H x 8-inches deep. **Shipping Weight:** 11 lbs. **Price:** \$119.95 (available only in kit form).

that corresponds to a flat response. Each quintet of controls handles one channel of the stereo pair. Mounted between these control arrays are two 2-position toggle switches, one of which is a tape monitor switch (that permits you to substitute corresponding TAPE OUT and TAPE IN jacks on the AD-1305 if you have used up such facilities

FOR MANUFACTURER'S LITERATURE, CIRCLE 50 ON FREE INFORMATION CARD

on your amplifier or receiver to connect the AD-1305), while the other switch bypasses the equalizer and permits instant comparisons between equalized and unequalized sounds. A power on/off pushbutton at the left of the panel and a power light indicator complete the front-panel layout.

A close-up view of a portion of the rear panel is shown in Fig. 2. In addition to the INPUT, OUTPUT, TAPE MON and TAPE OUT pairs of phono-tip jacks, there are SWITCHED and UNSWITCHED convenience AC receptacles and a line FUSE. It should be noted that the TAPE OUT jacks of the AD-1305, as arranged in this unit, provide a flat response signal. In other words, the tape out signal comes before any equalization. Thus, while a normal connection via the tape monitor jacks on your receiver or amplifier would enable you to equalize reproduced or played-back music from any program source (by simply choosing the monitor position of the front-panel control on your amplifier or receiver), such a connection would not permit you to pre-equalize program material that you wish to record onto your tape. For such applications, the AD-1305 would have to be re-installed between your program source and the line inputs to your tape recorder. Then, for play-back, you would have to restore original connections to the tape monitor jacks on your amplifier or receiver.


### Internal layout

Removal of the top cover of the AD-1305 (ours was supplied fully wired by the factory) reveals an excellent circuit layout consisting of a primary circuit board that contains the active stages of the device, and individual vertically mounted PC boards that contain the slide potentiometers and the LC filter components. Each of these latter boards has its own metal shield cover to prevent stray magnetic hum fields from reaching the inductors. The power transformer is also completely shielded in its own compartment at the lower right (see Fig. 3). (We removed the top cover for the purposes of this photo.) Although we were not supplied with a construction manual for the AD-1305, judging by the completed unit, even a novice kit-builder would have no trouble assembling this product. We would estimate that an experienced kit-builder could complete the job in under 8 hours whereas a newcomer to electronic kit building might require up to 12 hours or so.

### Circuit description

A partial schematic of the AD-1305 circuit is shown in Fig. 4. Only one channel is shown since the opposite channel is identical. Of particular interest are the frequency control circuits. Signals from the input amplifier are coupled to the base of Q7 and through C101 to each of the five frequency controls. Each control consists of a potentiometer that is center-tapped, plus a series circuit consisting of a capacitor, coil and resistor. The center tap of each control is grounded so that when the control is set to its center position, both ends of the series circuit are grounded and the circuit has no effect.

As the control is moved to the boost side, the series circuit is connected to the inverting input at the base of Q8 of the equalizer amplifier. This results in a voltage gain at the resonant frequency (determined by the series inductance and capacitance in each frequency control circuit). As a control is moved to



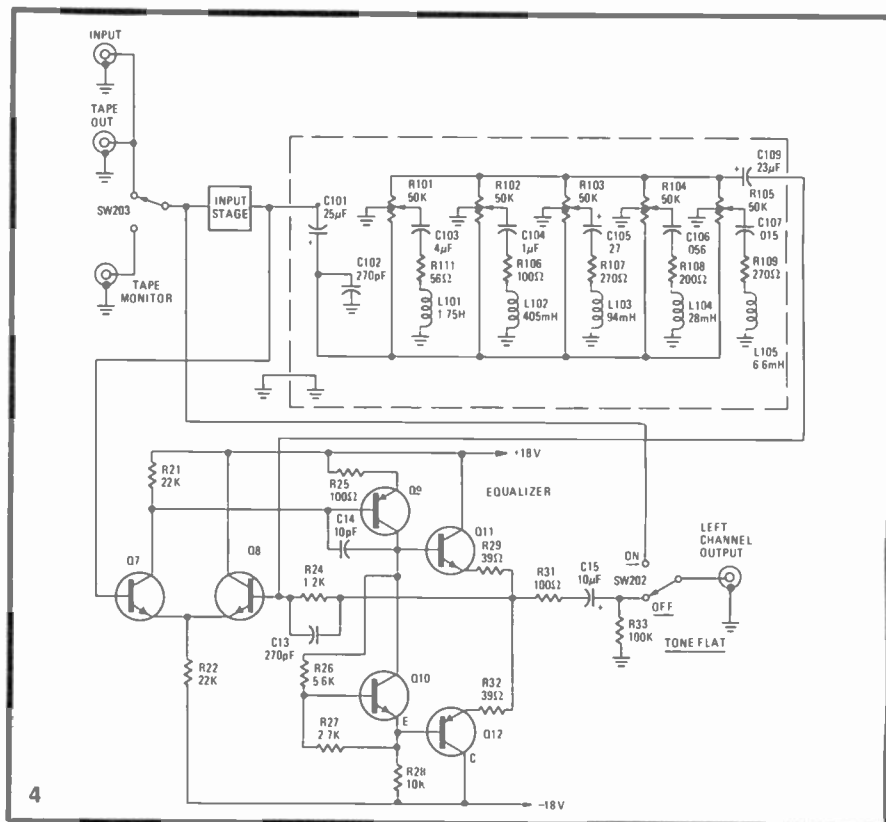
the attenuate side, that circuit is connected to the non-inverting input at the base of Q7. This presents a low impedance to ground for the signal that results in reduced gain at the resonant frequency. The series resistor in each resonant circuit limits the possible voltage attenuation at the resonant frequency to a maximum of 12 dB.

Transistors Q7, Q8, Q9, Q10, Q11 and Q12 and associated circuitry form a discrete-device operational amplifier with full complementary symmetry output. Switch SW202, when thrown to the TONE FLAT position, connects input and output terminals together,

bypassing the equalizer circuits entirely.

### Laboratory measurements

Some of the more important performance measurements we made on the AD-1305 are summarized in Table 1. Our enthusiasm regarding the low distortion observed at rated output across the entire audio band from 20 Hz to 20 kHz does not really tell the entire story. Often, equalizers of this type measure low in distortion when all controls are set flat, but tend to show increased distortion when the slide controls are pushed towards the boost settings. In the case of the



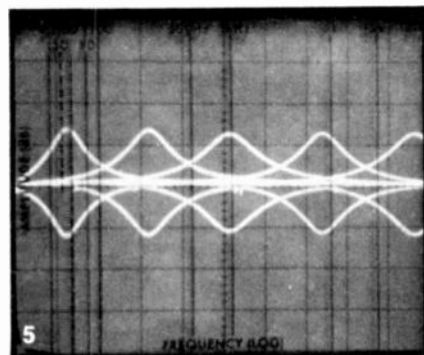
**TABLE I**  
**RADIO-ELECTRONICS PRODUCT TEST REPORT**

Manufacturer: Heath Company

Model: AD-1305

**GRAPHIC EQUALIZER PERFORMANCE MEASUREMENTS**

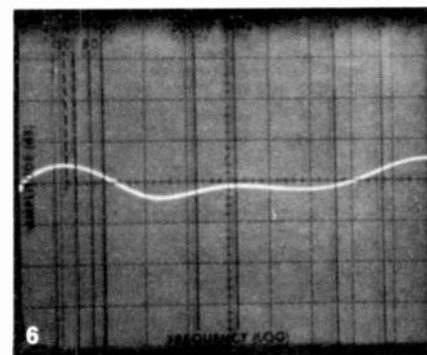
PERFORMANCE MEASUREMENTS	R-E Measurement	R-E Evaluation
Rated output, reference (volts)	1.5	
Output voltage at overload	10.0	Excellent
THD at rated output, 20 Hz	0.006%	Superb
THD at rated output, 100 Hz	0.006%	Superb
THD at rated output, 1 kHz	0.005%	Superb
THD at rated output, 20 kHz	0.008%	Superb
IM distortion, rated output (V)	0.015%	Excellent
S/N re: rated output	90 dB	Excellent
Frequency response (Hz-kHz, $\pm$ dB) (filters set to flat)	5Hz to 60 kHz, $\pm$ 1dB	Excellent
Frequency control ranges	See Fig. 5	Good
<b>EVALUATION OF CONTROLS, CONSTRUCTION AND DESIGN</b>		
Action of controls and switches		Fair
Design and layout		Excellent
Ease of servicing		Excellent
<b>OVERALL EQUALIZER PERFORMANCE RATING</b>		<b>Very good</b>



level were as high as 1.5 volts and all slide controls were set to their maximum boost positions, the output level would be approximately 6.0 volts at the center frequencies of each of the bands so boosted, or well below the overload point.

The signal-to-noise ratio of the AD-1305 equalizer is great enough so that it is not likely to add any audible background noise to even the best component systems providing a reasonable match of input levels is maintained between it and the other components. It should be mentioned that if users happen to own a separate preamplifier and a separate power amplifier, the equalizer may be connected between them, too. Since most power amplifiers sold for hi-fi use generally have input sensitivities of between 0.75 and 1.5 volts for full rated output, a good match and no danger of overload of the equalizer would result from that alternate hook-up arrangement.

In order to give readers some idea of the type of overall response curve that can be achieved with this equalizer, we set the controls to the arbitrary positions shown in Fig. 1 and applied a sweep-frequency from 20 Hz to 20 kHz to the input. We recorded the overall response with our spectrum analyzer. The resultant curve is shown in the scope photo of Fig. 6. While there is some



overlap of action between adjacent-band filters, the overall curve trend follows that of the positions of the five control knobs in Fig. 1. Where adjacent filters are set in opposite directions (that is, lowest two octaves require boost while the next two octaves require cut, for example), the amount of boost and cut may have to be slightly exaggerated so that the two actions don't tend to cancel each other out in the region of common frequencies of both filters.

Our overall product summary, together with comments regarding the Heath AD-1305 will be found in Table II.

R-E

AD-1305 we actually measured somewhat lower distortion figures than those tabulated when all controls were at their maximum boost position and input level was reduced so that the output remained at the rated 1.5-volts RMS.

As can be seen from the scope photo of Fig. 5, the control range is approximately  $\pm$  12 dB

at center frequencies within each two-octave control segment (vertical scope gain is 10 dB-per-division and horizontal sweep is from 20 Hz to 20 kHz, logarithmic, so that distances per octave are equal across the scope face). Since overload does not occur until an output of 10 volts is reached (far better than the Heath claim of 5.0 volts), even if the input

**TABLE II**  
**RADIO-ELECTRONICS PRODUCT TEST REPORT**

Manufacturer: Heath Company

Model AD-1305

**OVERALL PRODUCT ANALYSIS**

Retail price	\$119.95 (Kit)
Price category	Low
Price/performance ratio	Very good
Styling and appearance	Excellent
Sound quality	Very good
Mechanical performance	Excellent

Comments: The Heath AD-1305 equalizer more than meets its published specifications, which is no real surprise. Heathkits have always been conservatively rated because the manufacturer must take into account the fact that the units will be assembled by a great variety of people, many of whom have no previous experience with electronic product assembly.

Of more fundamental importance is the question of the function and adequacy of the product in terms of its purpose. Five-band equalization is the minimum that is required to provide more effective tonal tailoring than can be achieved with simple tone controls. In fact, given the interaction between adjacent band controls evidenced by the AD-1305, there are now some amplifiers and receivers on the market which, with the aid of a third, midrange tone control over and above the usual bass and treble controls, can achieve virtually the same combinations of overall response as are possible with the AD-1305. Its chief virtue is its ability to alter the response at the frequency extremes, something that cannot normally be done with conventional tone controls without also seriously altering mid-frequency response.

Some of the more elaborate equalizers on the market also feature an overall gain control that permits the user to readjust overall gain (after equalization) to unity. This control insures against possible overload (no problem in the case of the AD-1305, since it is immune to overload even up to 10-volts output) and also to make more meaningful "A-B" comparisons of equalized and unequalized sound. Without such a control, audible change in level tends to influence the listener and can mask the true effects of equalization settings selected. Certainly, for the modest price of the AD-1305, Heath has come up with excellent specs and about as much circuitry as could be had for that price. Our real question is whether or not they would have been better off to offer a somewhat more elaborate unit (perhaps with octave-by-octave equalization, which would require ten slide controls per channel), even if that meant charging a somewhat higher price for the unit? Even at this level of sophistication, however, it beats anything you can do with simple bass and treble controls you might now have on your central component in your hi-fi system.

# BUILD FOR YOUR CAR

## Anti-Theft Devices

PART II. Practical circuits you can build and connect to any vehicle with a 6- or 12-volt electrical system for protection against thieves

R. M. MARSTON

LAST MONTH, IN PART I OF THIS ARTICLE, we discussed various types of automotive anti-theft devices and presented a few practical circuits you can build.

This month's concluding part presents the rest of the practical circuits.

### Auto-turn-off alarm

A weakness of the circuits shown is that since car horns and their associated components are not designed to withstand continuous long-period operation, these components may be damaged if the alarm sounds for too long. Fig. 8 shows how the Fig. 6 circuit can be modified so that the horn and lights turn off automatically after four minutes or so, thus minimizing the possibility of horn damage.

Here, RY1 energizes and self-latches in the same way as the Fig. 6 circuit. As contacts RY1-1 close, the full battery voltage is applied across the Q1-Q2-RY2 network. At the moment that power is applied, C1 is fully discharged and behaves like a short, so the base and collector of Q1 are effectively shorted together. Relay RY2 is immediately turned on via the Q1-Q2 Darlington emitter-follower and the horn and lights operate.

As soon as power is applied to the circuit, C1 starts to charge up via R1, and the voltage across the coil of RY2 starts to decay exponentially towards zero. After a delay of about four minutes, this voltage falls so low that RY2, horn and lights turn off. Relay RY1 remains on, however, until the system is turned off via the key switch, so the vehicle remains immobilized via its breaker points.

The Fig. 8 circuit is shown as for use on negative ground vehicles. The circuit can be modified for use on positive ground vehicles by reversing the polarities of D1 and D2, and by reversing the supply connections to the RY1 driving network, as shown in Fig. 9.

### Pulsed alarm

A minor snag with the circuit in Figs. 8 and 9 is that since it gives a 'monotone' form of horn operation, its owner

is unlikely to be able to recognize the sound of his own vehicle and will tend to check his own vehicle whenever he hears any horn sound. This snag is

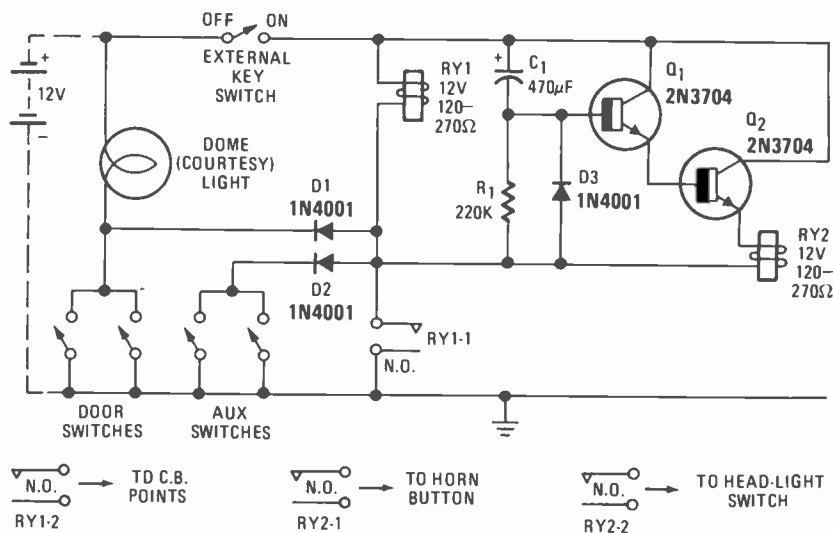


FIG. 8—IMPROVED MICROSWITCH-ACTIVATED alarm/immobilizer turns horn and lights off after 4 minutes. Circuit is for vehicles with -V ground electrical systems.

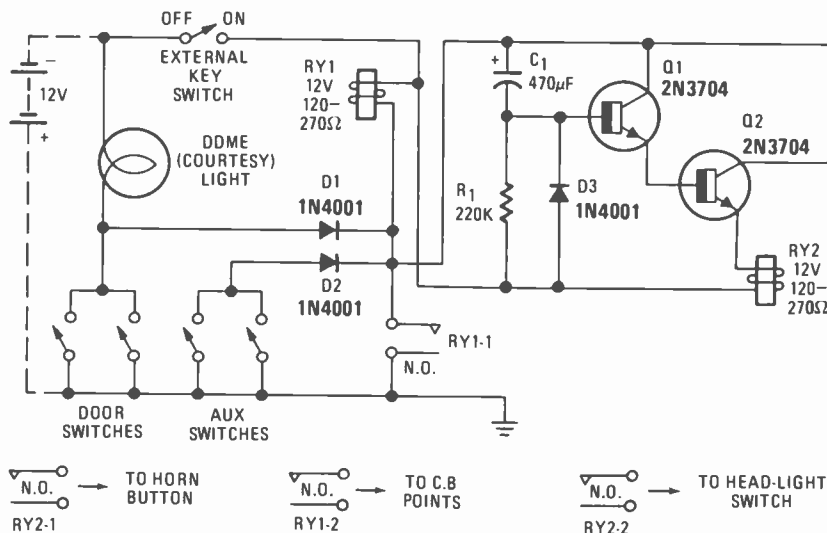


FIG. 9—IMPROVED MICROSWITCH-ACTIVATED alarm/immobilizer for vehicles with +V ground electrical systems.



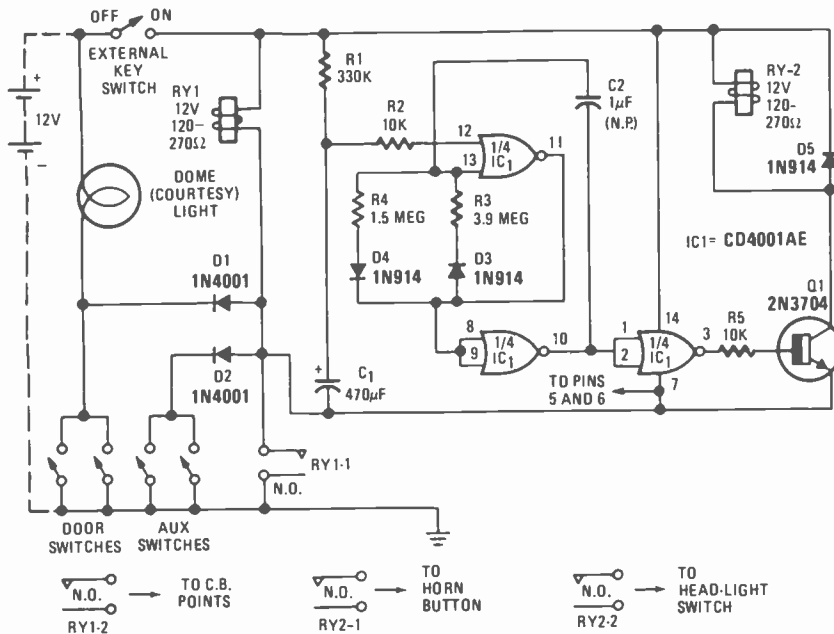


FIG. 10—MODIFIED MICROSWITCH-ACTIVATED alarm/immobilizer gives distinctive pulsed operation of horn and lights, but turns them off after 4 minutes. Circuit is for vehicles with -V ground electrical systems.

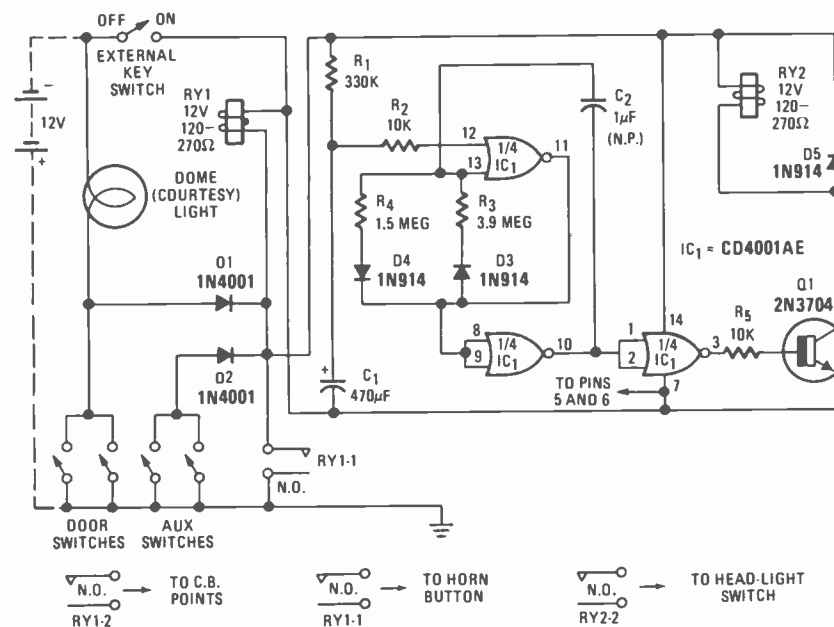


FIG. 11—MODIFIED MICROSWITCH-ACTIVATED alarm/immobilizer for vehicles with +V ground electrical systems.

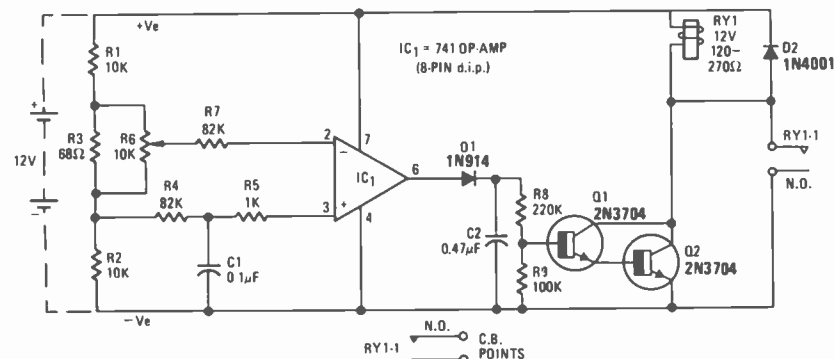


FIG. 12—VOLTAGE-SENSING circuit can be used to replace the RY1 drive-network in the -V ground alarm electrical systems.

overcome in the circuit shown in Fig. 10. This circuit pulses the horn and lights for 4 seconds on and for 1½ seconds off repeatedly for about four minutes under the alarm condition, thus producing a very distinctive warning signal.

The Fig. 10 circuit is similar to the circuit shown in Fig. 8 except that RY1 is driven by a simple pulse generator formed from Q1 and a type CD4001AE COS/MOS digital IC. Here, the IC is wired as a buffered-output gated astable-multivibrator with unequal on and off times. The gating is controlled by time-delay network R1-C1. The on time of the relay (approx. 4 seconds) is controlled by R3-D3 and the off time (approx. 1.5 seconds) is controlled by R4-D4. Note that capacitor C2 is nonpolarized. The pulse generator turns on and activates RY2 and the horn and lights as soon as RY1 turns on, but turns off again automatically after about four minutes via the R1-C1 time-delay network.

The circuit shown in Fig. 10 is for use on vehicles fitted with negative ground electrical systems. The circuit can be modified for use on positive ground vehicles by reversing the polarities of D1 and D2, and by reversing the supply connections to the RY2 driving network as shown in Fig. 11.

#### Voltage-sensing alarm

Figure 12 shows the practical circuit of a voltage-sensing type of alarm that can be used in place of the simple RY1 driving network described in the earlier circuits. Circuit operation relies on the fact that a small but sharp drop occurs in battery voltage whenever a vehicle courtesy light, etc., is turned on. This sudden drop in voltage is detected and made to operate RY1. The system has the advantage that the alarms' pick-up can be attached directly to the vehicle's battery, rather than to a number of microswitches.

The operation of the Fig. 12 circuit is fairly simple. Here, voltage divider R1-R2-R3 is wired across the vehicle's supply lines. The output of this divider is connected directly to the inverting (pin-2) terminal of an open-loop type 741 op-amp. The output of the divider is also connected via a simple (R4-C1-R5) time-delay or 'memory' network to the non-inverting (pin-3) terminal of the op-amp. A small 'offset' voltage can be applied between the input terminals of the op-amp via trimmer R6.

Suppose, then, that this offset control is adjusted so that the pin-2 voltage is fractionally higher than that of pin-3 under steady-voltage conditions, and that under this condition the output of the op-amp is driven to negative saturation. If now a small but abrupt fall occurs in the supply voltage, this fall is transferred immediately to pin-2 of the op-amp but does not immediately reach

pin-3 because of the time-delay or memory action of C1. Consequently, pin-2 briefly goes negative relative to pin-3, and as it does the output of the op-amp is driven briefly to positive saturation, thus giving a positive output pulse. This pulse is used to charge C2 via D1, and C2 energizes RY1 via Q1, Q2 and R8. As the relay energizes, contacts RY1-1 close and cause the relay to self-latch. Contacts RY1-2 close and immobilize the vehicle via the CB points.

Note that the above circuit responds only to sudden drops in potential, and is not influenced by absolute values of battery voltage. Thus, leaving the car lights on or off, etc., has no influence on the operation of the alarm system.

The Fig. 12 circuit is intended for use on negative ground vehicles and can be used directly in place of the RY1 network in any of the circuits shown in Figs. 6, 8 or 10. The circuit can be modified for use on positive ground vehicles by using the connections shown in Fig. 13, and can then be used directly

sensitive to small shifts in battery voltage. The best way of finding the right setting for R6 is as follows.

First, remove the courtesy lamp and replace it with one with half of the original current rating. Now adjust R6 just past the point where the alarm fails to operate when the lamp goes on, and then turn R6 back a fraction so that the alarm only just operates via the courtesy light. Finally, replace the original courtesy lamp. Reliable operation should then be obtained.

### Installation

The alarm systems that we have described are all designed to be turned on and off via an externally-mounted switch. There are three different approaches that can be used in installing this switch.

The best and most reliable approach is to use a key switch to turn the alarm system on and off. This switch should be secured to the outer bodywork of the car in a clearly visible position close to the drivers door. The switch should be

where the bodywork also forms part of the vehicles engine compartment. The idea of mounting the switch in a very prominent position is that potential thieves will readily see that the vehicle is protected by an alarm device and will be deterred from trying to steal it.

An alternative solution to the switch installation problem is to use a simple toggle switch. Mount the switch in a carefully concealed position on the outside of the vehicle. The weakness of this system is that a potential thief simply has to watch the owner enter the vehicle in order to discover the location of the concealed switch.

A third and rather elegant (but expensive) solution to the problem is to use some kind of short-range remote controlled electronic switch. Ultrasonic and light-activated switched are not very suitable for this type of application, but radio and inductive-controlled switches are. If there is enough reader interest, we'll publish some suitable inductive-controlled circuits in a future issue of *Radio-Electronics*.

Once the alarms master on/off switch has been fitted, the next installation job is to fit suitable microswitches to activate the system. As already mentioned, two suitable switches are already fitted to most vehicles and are used to operate the dome or courtesy light. It is worth fitting additional switches to the rear doors and essential to fit them to the trunk and hood if full anti-theft protection is to be obtained. Note that if your vehicle is fitted with a voltage-sensing type of alarm system, these microswitches must be made to switch a lamp or similar kind of current load. The higher the load current used, the more reliable will be the operation of the alarm circuit. The microswitches can all be wired in parallel and a single load used.

Finally, when the installation is complete, give your system a complete functional check. When conducting this test, try not to disturb anyone. **R-E**

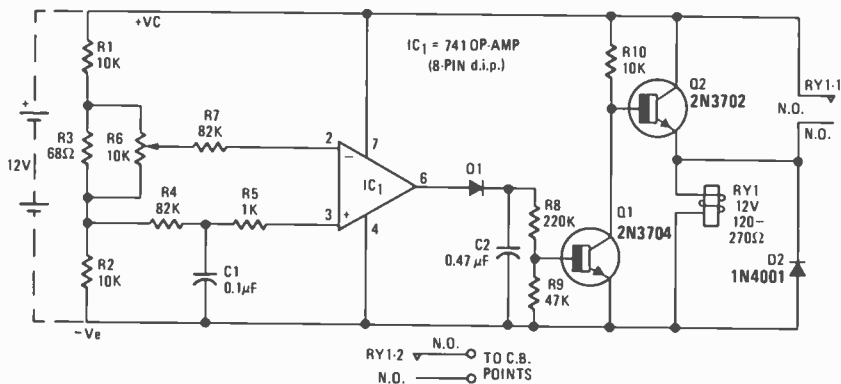


FIG. 13—VOLTAGE-SENSING circuit for vehicles with +V ground electrical systems.

in place of the RY1 network in any of the circuits shown in Figs. 7, 9 or 11.

When installing the circuit in a vehicle, R6 must be adjusted so that the alarm turns on reliably when the courtesy light goes on, but is not excessively

mounted so that its face is vertical and rain does not run into its mechanism. The switch should also be positioned so that its wiring is not vulnerable to road dirt or to potential car thieves. The best position is on the upper wing or fender.

### Western Electric now making optical transmission lines

A pilot production line for the manufacture of fiber lightguides for lightwave transmission systems is already in operation at Western Electric in Atlanta, GA. A prototype lightwave communications system is currently being evaluated.

The optical cables are made from extremely-pure silica glass, with losses of only 10 dB-per-mile. (Light passes through 500 feet of lightguide with the same loss it would have going through an ordinary window pane.) Twelve of the hair-thin fibers are formed into a flat ribbon, and a dozen of these ribbons are enclosed in a cable of 144 conductors. This half-inch diameter cable can carry the equivalent of 50,000 telephone voice channels.

Electrical signals are fed into each of the guides by gallium-aluminum-arsenide

lasers that translate the electrical impulses into infrared light at a wavelength of 0.82 microns. Average power into each fiber is about 0.5 milliwatts. A modulator circuit associated with each laser can turn it on and off completely at a 44.7 megabit rate (nearly 50 million times a second). A silicon "avalanche" photodetector converts the light pulses to electrical signals at the receiving end of each fiber.


Signals in these low-loss cables can be carried at least four miles without regeneration. The first applications are therefore expected to be between telephone switching centers in metropolitan areas, where duct space for cables is at a premium and distances are likely to be less than four miles. Later, long-distance communication is envisaged, with the signals being regenerated at regular intervals along the line as is now done in the transcontinental microwave relays.

### Second Comstar satellite tests super high frequencies

The second Comstar domestic communications satellite went into synchronous orbit July 22, adding nearly 3,000 voice channels to the present facilities. The satellite carries 24 transponders, each with a capacity of at least 1,200 high-grade voice channels. Vertical and horizontal polarization effectively double the number of channels for the antenna system. The satellite's principal beam is directed to the continental United States; three spot beams cover Hawaii, Alaska and Puerto Rico.

Comstar II carries a super-high-frequency radio beacon package, designed to make tests on frequencies near 19 and 28 GHz. These are being used by Bell and GTE laboratories for gathering data on signal propagation at these frequencies, with a view to their future use. **R-E**

# Build Electronic Roulette



*This electronic roulette game has a stationary wheel and uses discreet LED's to simulate a spinning effect*

**BARTON EVANS, Jr.**

"ALL WORK AND NO PLAY MAKES THE ELECTRONIC hobbyist dull and irritable" wrote an ancient sage whose identity has since been lost. Now you can break up the monotony in your electronic life with your own home electronic roulette wheel. Obviously to be used for entertainment only, as gambling for money is illegal in most states, this project will give a truly random roulette run without requiring an elaborate casino-type wheel. After constructing this roulette wheel and studying the rules of play, you will be able to host your own roulette party.

## Theory of operation

The circuit (see Fig. 1) consists of three basic elements: the 5-volt power supply, the 500 Hz to 1 Hz declining-frequency oscillator, and the counting/decoding logic.

The power supply is a simple 200-mA supply built around an LM340 5-volt regulator IC and a bridge rectifier module.

The oscillator is designed to run at 500 Hz while C3 is shorted and then slow down as the charging C3 slowly cuts off Q1, which controls the rate of charging current to C4. Capacitor C4 in turn discharges through unijunction transistor Q2 which is the oscillating element. The output is taken from the base of Q2 and fed to the counter/decoder logic.

The counter/decoder consists of two SN7493 4-bit binary counter IC's and three SN74154 one-in-sixteen decoders. The 7493's are wired to count to 256, although they are reset after every 38 counts. The outputs of the first counter (bits 0-3) are fed to all three decoder

inputs. Bits 4 and 5 from the second counter are fed to the enable inputs (pins 18 and 19) of the decoders to turn each on during the proper interval. For example, for counts 0-15, IC5 is enabled and IC6 and IC7 are disabled by feeding bits 4 and 5 to IC5 unaltered. During counts 16-31, bits 4 and 5 will be "1" and "0" respectively and are fed to the enable inputs of IC6. Finally, during counts 32-37, bits 4 and 5 will be "0" and "1" and are thus fed to IC7. As the count increases, one by one the outputs of IC5, 6, and 7 go "low" and sink current through the LED's which then light. When the count reaches 37 (roulette number "00"), the counter is reset to 0.

Note that only one current limiter resistor (R6) is required for all 38 LED's since only one LED is ever on at one time.

## Construction


A printed circuit board is highly recommended. The artwork (half-size) is provided (see Fig. 2) as well as a parts location diagram (Fig. 3) for a 150 x 200 mm board. While the prototype used a single-sided board, purists will want to eliminate the dozen or so jumpers with a double-sided board. The cost of the blank will, of course, be greater.

After etching and drilling the board, install all resistors and capacitors. Next, firmly screw down IC1 for good heat transfer. IC's 2 to 7 should be either directly soldered or mounted in Molex® connectors to maintain the low profile.

Note that among any batch of MV5024 LED's there is a varying length of leads as well as a difference in plastic lens size. Choose your three shortest

LED's and mount them 120° apart on the board, using a temporary spacer made of cardboard (see Fig. 4). Note the polarity of the LED's: the small post with the chip on it is the cathode and must face toward the center of the printed circuit board. If the height of C1 is greater than the flanges of the LED's, remount it below the board.

After the first three LED's are in place, insert several more, invert the board on a flat surface and gently tap them until their lenses rest against the surface. This will insure that all LED's are mounted at the same height. Solder



LAYOUT OF PARTS on the PC board.

one lead of each, check for alignment, and solder the other lead. Repeat this process until all LED's are in place. Be careful not to overheat the printed circuit pads.

Mount the line cord, switch, and power transformer in the base of the cabinet (see photos). Using the printed circuit artwork as a guide, carefully locate and drill the 38 holes for the LED's. Also cut a hole in which to

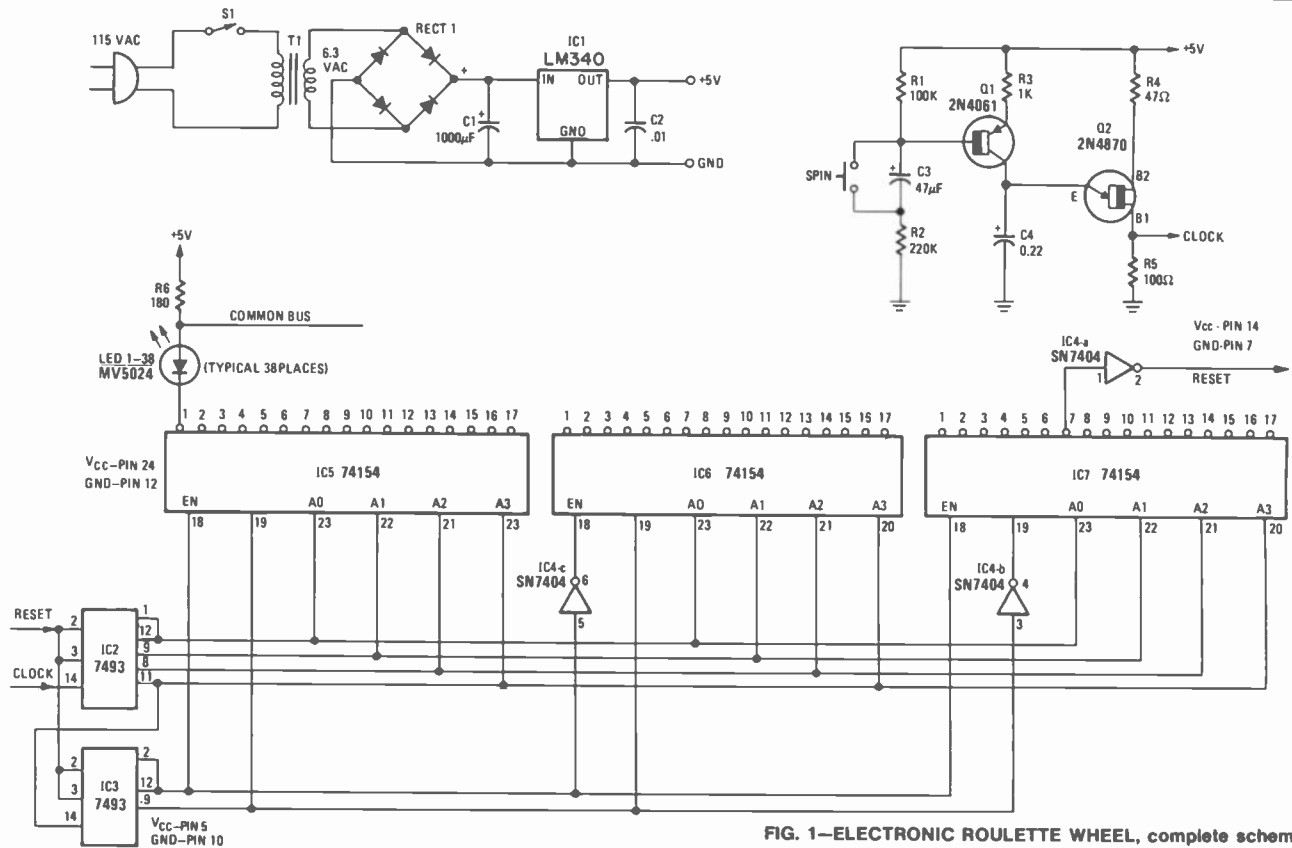


FIG. 1—ELECTRONIC ROULETTE WHEEL, complete schematic.


### PARTS LIST

All resistors 1/4 watt, 10%, unless noted.

- R1—100,000 ohms
- R2—220,000 ohms
- R3—1000 ohms
- R4—47 ohms
- R5—100 ohms
- R6—180 ohms
- C1—1000  $\mu$ F, 16V, electrolytic
- C2—0.01  $\mu$ F disc
- C3—47  $\mu$ F, 10V, electrolytic
- C4—0.22  $\mu$ F, 10V electrolytic
- IC1—LM340 (TO-5) 5-volt regulator
- IC2, IC3—SN7493 4-bit binary counter

- IC4—SN7404 hex inverter
- IC5, IC6, IC7—SN74154 4-16 decoder
- Q1—2N4061 PNP
- Q2—2N4870 UJT
- LED(38)—MV5024 red LED's
- RECT1—full-wave bridge rectifier, 1A, 50 PIV
- S1—SPST 115V power switch
- S2—SPST normally-open pushbutton
- T1—6.3VAC filament transformer
- Misc: plastic roulette wheel, line cord, strain relief, cabinet, Molex connectors, hardware, solder, etc.

mount a small plastic roulette wheel, available from your local game store. PVC liquid vinyl makes an ideal adhesive for this purpose. Using spacers, mount the circuit board at a height such that the LED's will protrude as much as possible through the cabinet top while at the same time not cause interference with other board-mounted components. Mount the SPIN button wherever convenient, being careful to avoid interference with other parts.



UNIT WITH PC BOARD REMOVED.

### Testing

When first turned on, C3 will charge, causing one "spin" cycle to take place. If this does not occur, check the 5-volt supply if no LED is lit. If an LED is lit, but no oscillation is taking place, check the installation of Q1 and Q2. The LED moving light should rotate counterclockwise. Each time the SPIN button is depressed, the oscillator will instantly return to maximum frequency and not begin to slow until the button is released. A spin takes 20-30 seconds.

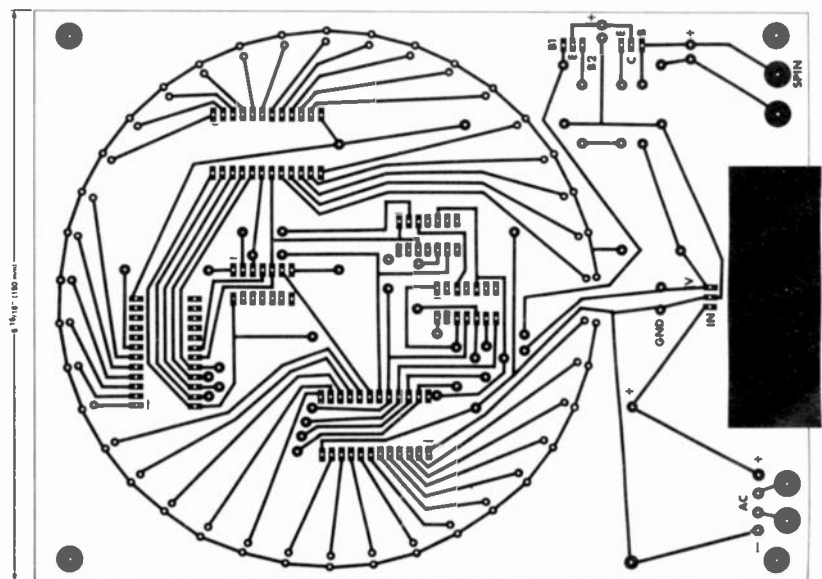


FIG. 2—PRINTED CIRCUIT BOARD shown half-size.

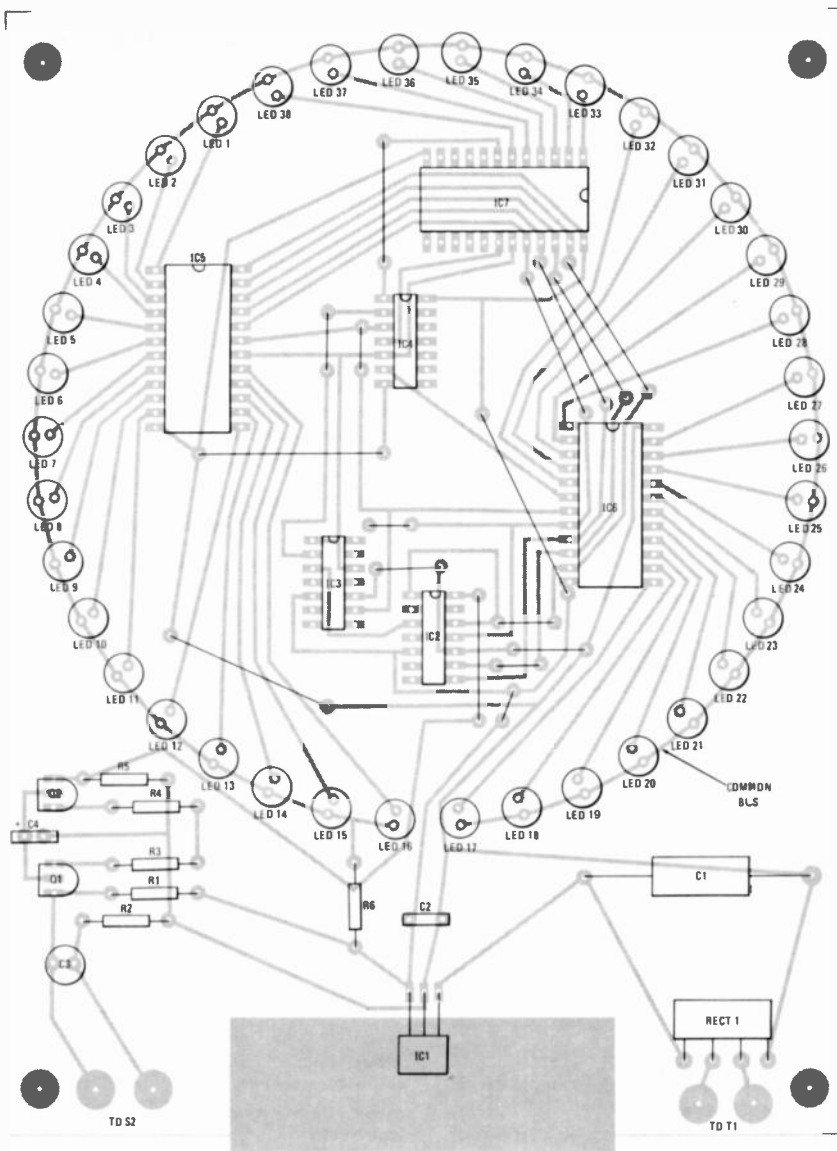


FIG. 3—PARTS PLACEMENT shown from component-side of board. LED anodes connect to common bus.

TABLE 1—ODDS

	Pays
a. Any single number (38 ways)	35 to 1
b. Two adjacent numbers (57 ways)	17 to 1
c. Three numbers in a row (12 ways)	11 to 1
d. Four numbers in a square (22 ways)	8 to 1
e. Five numbers (1, 2, 3, 0, 00) (1 way)	6 to 1
f. Six numbers in two adjacent rows (11 ways)	5 to 1
g. 1st, 2nd, 3rd twelve	2 to 1
h. 1st, 2nd, 3rd column	2 to 1
i. Odd/Even	1 to 1
j. Red/Black	1 to 1
k. 1-18/19-36	1 to 1
l. Line between 1st/2nd or 2nd/3rd twelve	1/2 to 1
m. Line between 1st/2nd or 2nd/3rd column	1/2 to 1

### Playing roulette

A standard roulette "layout" is shown in Fig. 5 with one of each of the various types of bets indicated. (A nicely printed layout should have been included with the toy roulette wheel purchased.) All players place their bets on the locations of their choice until the "croupier" or banker, calls: "les jeux sont fait," or "no more bets."

As indicated by the call-out letters in Fig. 5, bets may be placed on:

- one number: place chip on that number;
- two numbers: place chip on line between any two adjacent numbers;
- three numbers: place chip on the outside line next to three numbers in a row;
- four numbers: place chip on the

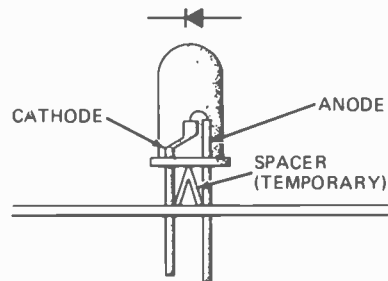


FIG. 4—LED DETAIL AND MOUNTING

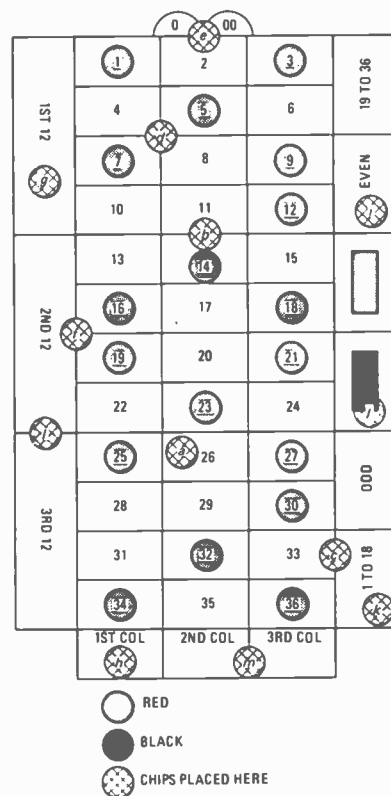


FIG. 5—THE ROULETTE "LAYOUT." Discs indicate positioning of chips for the "bets," as described in the text.

- intersecting lines between four numbers in a square;
- five numbers: may be bet only on 1, 2, 3, 0, 00;
- six numbers: place chip on point at the end of two adjacent three-number rows;
- first, second or third twelve;
- first, second or third column;
- odd/even;
- red/black (rouge/noir);
- 1-18/19-36;
- two twelves;
- two columns.

After betting is finished the spin is started and no one may touch any chips on the table. When the spin stops, the croupier calls the winning number, points to it on the layout, and removes all losing bets. Winning bets are then paid to their owners according to the odds in Table I, from the most significant to the least significant odds. The croupier leaves the player's bet on the table while he pays him. The player may then elect to retrieve it or "let it ride" for the next play.

R-E



# 1976 ANNUAL INDEX

JANUARY 1976—DECEMBER 1976

Abbreviations: (C) Construction; (D) Department; (ER) Equipment Report; (LTER) Lab Tested Equipment Report; (F) Filler; (SC) Service Clinic

## A

AKG P8E Cartridge (LTER) Nov 81  
 All About Digital Multimeters (Gilmore) Nov 45, Dec 48  
 All About Function Generators (Gilmore) May 40, Jun 56  
 All About Probes (Gilmore) Jan 44, Feb 50, Mar 81  
 All About SWR & CB Performance (Friedman) Oct 82  
**AM (see listing under High Fidelity)**  
 AM Stereo (Maynard) Oct 51  
 American Technology ATC-10 Color Pattern Generator (ER) May 24  
**Amplifier (see listing under High Fidelity)**  
**Antennas (see listing under associated subject—CB, TV, Radio, MATV)**  
 Anti-Theft Devices (C) (Marston) Nov 56, Dec 68  
 ASCII To Baudot (C) (Smith) Mar 51  
**Audio (see High Fidelity)**  
**Automotive**  
 Anti-Theft Devices (C) (Marston) Nov 56, Dec 68  
 Car Stereo Systems (Petras) Dec 51  
 Ignition System, Build For Your Car (Pace) (C) May 47  
 Tach & Overspeed Alarms (C) (Marston) Oct 45, Apr 37

## B

B & K 510 Transistor Tester (ER) Oct 36  
 B & K 1040 CB Servicemaster (ER) Jun 16  
 B & O 4000 FM Receiver (LTER) Aug 55  
 Baudot To ASCII (C) (Smith) Apr 57  
 Biofeedback Thermometer (C) (Waite & Brown) Feb 33  
**Build**  
 Anti-Theft Devices (C) (Marston) Nov 56, Dec 68  
 Clock, Gas-Discharge, Alarm (C) (Emerald) Nov 67  
**Computer**  
 ASCII To Baudot (C) (Smith) Mar 51  
 Baudot to ASCII (C) (Smith) April 57  
 Calculator, Expand Novis (C) (Stearns) Dec 54  
 Data Terminal, Pocket (C) (Edwards) Jan 29, Feb 60  
 8080 Micro, Dyna-Micro (C) (Titus) May 33, Jun 41, Jul 48  
 Digicolororgan (C) (Meyer) Oct 61  
 Fuse, 10- $\mu$ s Electronic (C) (Waite & Brown) Mar 48  
 Gas Sensor, A (C) (Lewart) Jul 46  
 Ignition System, Solid-State For Your Car (C) (Pace) May 47  
 Mindpower: Alpha (C) Jul 36, Aug 50, Sep 49  
 Music Synthesizer, Portable III (C) (Simonton) Jan 46  
 Overspeed Alarms, For Your Car (C) (Marston) Apr 37, Oct 45  
 Roulette, Electronic (C) Dec 71  
 Stopwatch, Electronic II (C) (Tyler) Feb 57  
 Telephone Dialer, Automatic (C) (Wilson & Funderburk) Nov 48  
 Thermometer, Biofeedback (C) (Waite & Brown) Feb 33  
 Timer, Digital Countdown (C) (Baumgras) Aug 43, Sep 80  
 TV Game, Great (C) (Pichulo) Jun 35, Jul 56, Aug 57

## C

Calculator, Expand Novis Dec 54  
 Calibrating Frequency With Your TV (Robbins) Sep 74  
 Car Stereo Systems (Petras) Dec 51  
**CB (also see Test Equipment)**  
 All about SWR & Performance (Friedman) Oct 82  
**Accessories**  
 Roundup, New & Unusual (Scott) Nov 40  
**Antennas**  
 For Your Car (Friedman) Sep 41  
 Selecting (Scott) Jan 52  
 Selecting Base Station (Scott) Jul 32  
 Equipment Roundup, Transceivers (Friedman) Jan 33  
 Frequency Synthesizers (Scott) Oct 41  
 Future Of (Friedman) Jan 68

Getting Started In Servicing (Steckler) Jan 22  
 In Hi-Fi & TV (SC) (Darr) Jul 62  
 New Test Gear (Darr) Apr 33  
 REACT—What's It All About (Shunaman) Jan 61  
 Theft-Proof Installation (Friedman) Dec 56  
**Transceivers**  
 Equipment Roundup (Friedman) Jan 33  
 Roundup (Scott) Aug 38  
 Class-G High-Efficiency Hi-Fi Amplifier (Feldman) Aug 47  
**Color TV (see listing under TV)**  
**Color Pix Tube Tester (see listing under Test Equipment)**  
**Computer**  
 ASCII To Baudot (C) (Smith) Mar 51  
 Baudot To ASCII (C) (Smith) Apr 57  
 Data Terminal, Portable (C) (Edwards) Jan 29, Feb 60  
 8080 Micro (C) (Titus) May 33, Jun 41, Jul 48  
 EPA Micro-68 (ER) Jun 18  
 Jolt 4K RAM Module (ER) Nov 30  
 Komputer Korner (Barry) Feb 14, Mar 20, Oct 26, Nov 24, Dec 22  
 Komputer Korner (Larsen, Rony, Titus) Feb 69, Apr 18, May 18, Jun 22, Jul 22, Aug 24, Oct 22  
 Microcomputer Associates Jolt Micro (ER) Nov 30  
 MITS Convention Jul 41  
 Serial Interface For TVT II (C) (Colle) Apr 60  
 Texas Instruments LCM 1001 Microprocessor Learning Module Sep 29  
 Create Sinewaves Using Digital DC's (Lancaster) Nov 59  
 Crown IC-150A Preamplifier (LTER) Nov 78  
 Cutting Audio Test Time (Feldman) Apr 43

## D

Delayed Sweep Scopes, How & Why (Glaze) Oct 80  
 Digicolororgan (C) (Meyer) Oct 61  
 Digital Clock Kit Roundup (Blechman) Aug 33, Sep 45  
 Digital Countdown Timer (C) (Baumgras) Aug 43, Sep 80  
 Digital Reverb For Today's Hi-Fi Systems (Feldman) Jul 43  
 Digital Time Delay System For Concert Hall Sound (Feldman) Sep 57  
 Digital TV Remote Control (Wilson) Jan 58

## E

Empire 2000Z Cartridge (LTER) Sep 68  
 EPA Micro-68 Computer (ER) Jun 18  
**Equalizer (see listing under High Fidelity)**  
**Equipment Report**  
 American Technology ATC-10 Color Pattern Generator May 24  
 B & K 510 Transistor Tester Oct 36  
 B & K 1040 CB Servicemaster Jun 16  
 EPA Micro-68 Computer Jun 18  
 Heath AR-1615 Preamplifier Kit Dec 34  
 Hewlett-Packard 3476A Digital Multimeter May 30  
 Hickok 334 DMM Feb 68  
 Hickok 380 Series Frequency Counters Oct 32  
 Hickok 440 Curve Tracer Feb 30  
 Jerold L-200 Levelite Feb 20  
 Microcomputer Associates Jolt Microcomputer Jun 30  
 Philips PM3225 Scope Oct 34  
 Sencore CB41 Automatic CB Performance Tester Sep 26  
 Sencore DVM-32 Digital Multimeter Feb 20  
 Tele-Matic KP-710 Mar 24  
 Texas Instruments LCM-1001 Microprocessor Learning Module Sep 29  
 Vector P173 Wiring Pencil Mar 30  
 Vector P180 Slit & Wrap Wiring Tool Sep 28  
 Evaluating Color TV Receivers (Prentiss) Mar 59

## F

555 IC Timer Circuits (C) (Scott) Feb 40, Mar 62, Sep 63

4 Channel (see Quadrifonic under High Fidelity)  
**FM (see listing under High Fidelity)**  
 FM Tuner Standards, New (Feldman) Feb 43  
**Frequency Counters (see listing under Test Equipment)**  
 Fuji FX C-60 Tape (LTER) Apr 53  
**Function Generators (see listing under Test Equipment)**  
 Fuse, Build 10  $\mu$ s Electronic (C) (Waite & Brown) Mar 48  
 Future Of CB (Friedman) Jan 68

## G

**Games, TV (see listing under Television)**  
 Garage Door Openers, Installing (Stral) Apr 50  
 Gas-Discharge Alarm Clock (C) (Emerald) Nov 67  
 Getting Started In CB Servicing (Steckler) Jan 22

## H

Harman-Kardon Citation 16 Power Amplifier (LTER) Apr 54  
 Heath AD-1305 Equalizer Kit (LTER) Dec 65  
 Heath AR-1615 Preamplifier Kit (ER) Dec 34  
 Heath Modulus AN-2016 (LTER) Mar 33  
 Heath Modulus Power Amplifier AA-1506 (LTER) Mar 36  
 Helectronix L-15 Pulse-Sweep Function Generator (ER) Nov 32  
 Hewlett-Packard 3476A Digital Multimeter (ER) May 30  
 Hickok 440 Curve Tracer (ER) Feb 30  
 Hickok 380 Series Frequency Counters (ER) Oct 32  
 Hickok 334 DMM (ER) Feb 68  
 Hickok 217 Semiconductor Analyzer (ER) Sep 30  
**High Fidelity Amplifier**  
 Class-G High Efficiency (Feldman) Aug 47  
 Heath Modulus Power Amplifier AA-1506 (LTER) Mar 36  
 Harman-Kardon Citation 16 (LTER) Apr 54  
 Car Stereo Systems (Petras) Dec 51  
**Cartridge**  
 AKG P8E (LTER) Nov 81  
 Empire 2000Z (LTER) Sep 68  
 Shure M24H (LTER) Oct 69  
**Cassette**  
 Hitachi D-3500 Deck (LTER) Aug 53  
 Nakamachi 600 Deck (LTER) Dec 59  
 Reel-To-Reel, Elcaset (Feldman) Oct 48  
 Recorder, Yamaha TC-800GL (LTER) Feb 55  
 Sansui SC-3000 Deck (LTER) Jun 50  
 Digital Time Delay System For Concert Hall Sound (Feldman) Sep 57  
**Equalizer**  
 Heath AD-1305 Kit (LTER) Dec 65  
**FM**  
 B & O 4000 Receiver (LTER) Aug 55  
 Tuners, New Standards (Feldman) Feb 43  
**Four Channel (see Quadrifonic under High Fidelity)**  
**Integrated Amplifier**  
 Luxman L-100 (LTER) Jan 42  
**Preamp**  
 Crown IC-150A (LTER) Nov 78  
 Heath Modulus AN-2016 (LTER) Mar 33  
 Heath AR-1615 (ER) Dec 34  
 Phase Linear 2000 (LTER) Jun 48  
**Quadrifonic**  
 CD4 Demodulator, Marantz CD-400B (LTER) Jan 40  
 What's Wrong With 4-Channel (Friedman) Mar 76  
**Radio**  
 AM Stereo (Maynard) Oct 51  
**Receiver**  
 JVC S-300 Stereo (LTER) Sep 66  
 Lafayette LR-2200 (LTER) May 50  
 Marantz 2325 (LTER) May 56  
 Pioneer SX-1250 (LTER) Jul 51  
 Sansui 9090 (LTER) Feb 52

<b>Record</b>		
Care Breakthrough (Feldman)	Mar 41	
<b>Reverberation</b>		
Digital For Today's Systems (Feldman)	Jul 43	
<b>Service</b>		
Cutting Audio Test Time (Feldman)	Apr 43	
<b>Speakers</b>		
Linear Phase Response (Feldman)	May 43	
Mystery Of The Failing Tweeters (Feldman)	Oct 58	
<b>Tape</b>		
Fuji FX C-60 (LTER)	Apr 53	
Improved Noise Reduction For (Feldman)	Nov 76	
Understanding Specs (Feldman)	Mar 69	
<b>Tape Deck</b>		
Tandberg 10XD (LTER)	Jul 49	
Testing Gear (Feldman)	Jun 45	
<b>Tuner</b>		
Sansui TU-9900 (LTER)	Oct 70	
<b>Turntables</b>		
Drive Systems (Feldman)	Jan 49	
For Today's Hi-Fi Systems (Friedman)	Mar 38	
Hitachi D-3500 Cassette Tape Deck (LTER)	Aug 53	

**I**

Improved Noise-Reduction For Tapes (Feldman)	Nov 76	
Industrial Voltmeters (Darr)	Sep 84	
Inside 30-Channel MATV Systems (Wolf)	Apr 40	
Installing Garage Door Openers (Stral)	Apr 50	

**J**

Jerrold L-200 Levelite (ER)	Feb 20	
Jolt 4K RAM Module (ER)	Nov 30	
JVC S-300 Stereo Receiver (LTER)	Sep 66	

**K**

Computer Korner (see listing under Computer)

**L**

Lafayette LR-2200 Receiver (LTER)	May 50	
Letters (D)	Jan 14, Feb 18, Mar 14, Apr 14, May 14, Jun 14, Jul 14, Aug 16, Sep 14, Oct 14, Nov 16, Dec 16	
Linear Phase Response (Feldman)	May 43	
Looking Ahead (D)	Jan 4, Feb 4, Mar 4, Apr 4, May 4, Jun 4, Jul 4, Aug 4, Sep 4, Oct 4, Nov 4, Dec 4	
Loomis, Pioneers Of Radio (Shunaman)	Feb 103	
Low Voltage DC Power Supplies (SC) (Darr)	Jun 62	
<b>LTER (Lab Tested Equipment Report)</b>		
Crown IC-150A Preamp	Nov 78	
Empire 2000Z Cartridge	Sep 68	
Fuji FX C-60 Tape	Apr 53	
Harman-Kardon Citation 16 Power Amplifier	Apr 54	
Heath Modulus System AN-2013	Mar 33	
Heath Modulus Power Amplifier AA-1506	Mar 36	
Hitachi D-3500 Cassette Tape Deck	Aug 53	
JVC S-300 Stereo Receiver	Sep 66	
Lafayette LR-2200 Receiver	May 50	
Luxman L-100 Integrated Amplifier	Jan 42	
Marantz CD-400B CD-4 Demodulator	Jan 40	
Marantz 2325 Stereo Receiver (LTER)	May 56	
Phase Linear 2000	Jun 48	
Pioneer SX-1250	Jul 51	
Sansui 9090 Receiver	Feb 52	
Sansui TU-9900 Tuner	Oct 70	
Sansui SC-3000 Deck	Jun 50	
Shure M24H Cartridge	Oct 69	
Tandberg 10XD	Jul 49	
Yamaha TC-800GL Cassette Recorder	Feb 55	
Luxman L-100 Integrated Amplifier (LTER)	Jan 42	

**M**

Make Graphs Work For You (Gottlieb)	May 60	
Marantz CD-400B CD-4 Demodulator (LTER)	Jan 40	
MATV (see listing under TV)		
Microcomputer Associates Jolt Microcomputer (ER)	Jun 30	
Microphones In Pro Sound Systems (Black)	Jul 53	
Mindpower:Alpha (C)	Jul 37, Aug 50, Sep 49, Oct 77	
MITS Computer Convention	Jul 40	
More Bits & Pieces (SC)	Nov 86	
Music Synthesizer, III (C) (Simonton)	Jan 46	
Mystery Of The Failing Tweeters (Feldman)	Oct 58	

**N**

Nakamichi 600 Cassette Deck (LTER)	Dec 65	
New & Timely (D)	Jan 6, Feb 6, Mar 6, Apr 6, May 6, Jun 6, Jul 6, Aug 6, Sep 6, Oct 6, Nov 6, Dec 6	
New CB Test Gear (Darr)	Apr 33	
New Literature (D)	Jan 80, Feb 87, Mar 89, Apr 79, May 86, Oct 105, Nov 100	

New Products (D)	Jan 76, Feb 84, Mar 86, Apr 74, May 78, Jun 74, Jul 72, Aug 76, Sep 96, Oct 98, Nov 94, Dec 83	
Non-Linear Systems FM-7 Frequency Meter (ER)	Nov 34	

**O**

Oscilloscope (see listing under Test Equipment)		
Output Transistor Failure (SC)	Aug 63	

**P**

<b>PA</b>		
Microphones		
In Pro Sound Systems (Black)	Jul 53	
Phase Linear 2000 Preamp (LTER)	Jun 48	
Philips PM3225 Oscilloscope (ER)	Oct 34	
<b>Pioneers of Radio</b>		
Loomis (Shunaman)	Feb 103	
Pioneer SX-1250 Receiver (LTER)	Jul 51	
Pocket Data Terminal (C) (Edwards)	Jan 29, Feb 60	
Preamp (see listing under High Fidelity)		
Probes (see listing under Test Equipment)		
Projection TV (see listing under Television)		

**Q**

Quadriphonic (see listing under High Fidelity)		
--	--	--

**R**

<b>Reader Questions (see listing under Service)</b>		
Radio (see listing under CB)		
Radio (see listing under High Fidelity)		
Radio (see AM, and FM under High Fidelity)		
REACT—What's It All About (Shunaman)	Jan 61	
Receiver (see listing under High Fidelity)		
Record Care Breakthrough (Feldman)	Mar 41	
Record (see listing under High Fidelity)		
Reel-To-Reel Cassette, Elcaset (Feldman)	Oct 48	
Reverberation (see listing under High Fidelity)		
RFI and How To Cure It (SC) Darr	Dec 76	
Roulette, Electronic, Build (C)	Dec 71	

**S**

Sansui 9090 Receiver (LTER)	Feb 52	
Sansui SC-3000 Cassette Deck (LTER)	Jun 50	
Sansui TU-9900 Tuner (LTER)	Oct 70	
Scope (see Oscilloscopes listed under Test Equipment)		
Selecting & Installing TV Antennas (Kluge)	Sep 60	
Selecting CB Base Station Antennas (Scott)	Jul 32	
Sencore CB-41 Automatic CB Performance Tester (ER)	Sep 26	
Sencore DVM-22 Digital Multimeter (ER)	Feb 20	
Serial Interface For TVT II (Colle)	Apr 60	
<b>Service (also see Service Clinic)</b>		
Notes (F)	Jan 88	
Reader Questions (D)	Jan 64, Feb 45, 100, Mar 31, 61, 68, 74, 97, Apr 64, May 87, Jun 61, 63, Jul 64, 92, Aug 65, 100, Sep 56, 59, 82, 92, 117, Oct 60, 88, 107, Nov 88	
Step By Step Troubleshooters Guide	Feb 63, Jun 59, Jul 59, Aug 60, Sep 77, Oct 95	
Shure M24H Cartridge (LTER)	Oct 69	

<b>Speakers (see listing under High Fidelity)</b>		
State Of Solid State (Savon)	Feb 22, May 89, Jul 26, Jul 42, Aug 28, Sep 36	
Step By Step Troubleshooters Guide (see listing under Service)		
<b>Stereo (see High Fidelity)</b>		
Stopwatch, Build Electronic, II (C) (Tyler)	Feb 57	

**T**

Tach & Overspeed Alarms (C) (Marston)	Apr 37	
<b>Television (also see Service, Step By Step Troubleshooters Guide, Test Equipment)</b>		
<b>Television Antennas</b>		
Selecting & Installing (Kluge)	Sep 60	
Calibrating Frequency With Your (Robbins)	Sep 74	
Digital Remote Control (Wilson)	Jan 58	
Evaluating Color Receivers (Prentiss)	Mar 59	
Games (Blechman)	Dec 39	
Games, Build This Great (C) (Pichulo)	Jun 35, Jul 56, Aug 57	

<b>MATV</b>		
Inside 30-Channel Systems (Wolf)	Apr 40	
Understanding Accessories (Roy)	May 37	
Projection—1976-'77 (Gerson)	Dec 44	
VIR Color Correction From Camera To Pix (Kenfield)	Nov 83	
Tandberg 10XD Tape Deck (LTER)	Jul 49	
Tape (see listing under High Fidelity)		
Tape Deck (see listing under High Fidelity)		
Tape Recorder (see listing under High Fidelity)		
Tele-Matic KP-710 Color Picture Tube Tester (ER)	Mar 24	
Telephone Dialer, Automatic, Build (C) (Wilson & Funderbunk)	Nov 48	
<b>Test Equipment</b>		
Calibrating Frequency With Your TV (Robbins)	Sep 74	
<b>CB</b>		
B & K 1040 Servicemaster (ER)	Jun 16	
New Gear (Darr)	Apr 33	
Sencore CB-41 Automatic Performance Tester (ER)	Sept 26	

<b>Color Generator</b>		
American Technology Corp. ATC-10 (ER)	May 24	
<b>Curve Tracer</b>		
Hickok 440 (ER)	Feb 30	
<b>Digital Voltmeter</b>		
All About (Gilmore)	Nov 45	
Hickok 334 (ER)	Feb 68	
Sencore DVM-32 (ER)	Feb 20	
<b>Frequency Counters</b>		
Hickok 380 Series (ER)	Oct 32	
Non-Linear Systems FM-7 (ER)	Nov 34	
<b>Function Generators</b>		
All About (Gilmore)	May 40, Jun 56	
Helectronic L-15 Pulse-Sweep (ER)	Nov 32	
<b>Oscilloscopes</b>		
Delayed Sweep, How & Why (Glaze)	Oct 80	
Phillips PM-3225 (ER)	Oct 34	
<b>Multimeter</b>		
Hewlett-Packard 3476A Digital (ER)	May 30	
<b>Picture Tube Tester</b>		
Tele-Matic KP-710 (ER)	Mar 24	
<b>Probes</b>		
All About (Gilmore)	Jan 44, Feb 50, Mar 81	
<b>Television Signal Indicator</b>		
Jerrold L-200 Levelite (ER)	Feb 20	
<b>Transistor Tester</b>		
B & K 510 (ER)	Oct 36	
Hickok 217 (ER)	Sept 30	
<b>Voltmeters (also see Digital Voltmeters, Multimeters)</b>		
Industrial (Darr)	Sep 84	
Testing Hi-Fi Gear (Feldman)	Jun 45	
Texas Instruments LCM 1001 Microprocessor Learning Module (ER)	Sep 29	
Theft-Proof CB Installation (Friedman)	Dec 56	
<b>Tools</b>		
Vector P173 Wiring Pencil (ER)	Mar 30	
Vector P180 Slit N Wrap Wiring Tool (ER)	Sep 28	
Transistor Output Failure (SC)	Aug 63	
<b>Tuner (see listing under High Fidelity)</b>		
<b>Turntables (see listing under High Fidelity)</b>		
Turntable Drive Systems (Feldman)	Jan 49	
Turntables For Today's Hi-Fi Systems (Friedman)	Mar 38	

<b>Tweeters (see Speakers under High Fidelity)</b>		
12-Milion Volts (Shunaman)		

**U**

Understanding Tape Specs (Feldman)	Mar 69	
Understanding MATV Accessories (Roy)	May 37	

**V**

Videodisc—Videotape 1976 (Gerson)	Jun 38	
VIR Color Correction From Camera To Pix (Kenfield)	Nov 83	
Vector P173 Wiring Pencil (ER)	Mar 30	
Vector P180 Slit N Wrap Wiring Tool (ER)	Sep 28	
<b>Voltmeters (see listing under Test Equipment)</b>		

**W**

What's Wrong With 4 Channel (Friedman)	Mar 76	
<b>Woofers (see Speakers under High Fidelity)</b>		

**X-Y-Z**

Yamaha TC-800GL Cassette Recorder (LTER)	Feb 55	
--	--------	--

# R-E's Service Clinic

## RF interference

### *Causes and cures*

**JACK DARR**  
SERVICE EDITOR

THIS ISN'T A NEW SUBJECT; I'VE WRITTEN about it several times before. However, it could be useful to look up some of the old tricks that we used to use; they're still very handy. The subject is assorted radio-frequency interference (RFI) as well as TVI. If you know how, you can identify the thing causing the interference and locate the source. There are two basic kinds.

One is random noise or hash. This can be due to defective pole hardware on the AC lines, arcing due to a broken insulator, and so on. This causes a harsh roaring or buzzing sound in radios. The characteristic symptom in TV is "two lines of dots" across the screen, like a

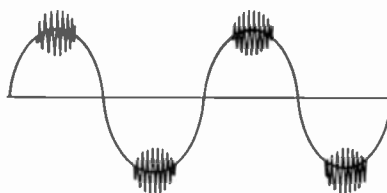


FIG. 1

120-Hz hum-bar. Anything breaking down on the AC line will normally arc over on both positive and negative peaks of the voltage. This is where we get the 120-Hz characteristic. If you have something in your own shop that causes this, like an antiquated fluores-

cent lamp, you can place a scope probe down alongside the line cord and see a pattern like the one shown in Fig. 1. The glitches on each peak are actually bursts

### Locating the source

The interference has an odd characteristic, one we can use to find the source. All you need is an automobile radio. Set it to about 800 kHz, preferably on a dead spot. Now, drive around the area where the interference was reported. You'll hear the typical roar and buzz. Look for a place where the noise gets louder. Then, tune the radio back and forth around 800 kHz. If it is now covering more of the dial, you're getting closer. Keep looking and tuning. When you find a place where the noise comes in loudly from one end of the AM band to the other, you're very near the source!

This is more accurate than trying to use the amplitude of the noise as a clue. This noise travels along AC power lines, and it is often hard to find a peak in the amplitude. However, when you get to a place where it covers the whole dial, you're close. Out in the country you may have to do quite a bit of driving and tuning, for this hash can run a long

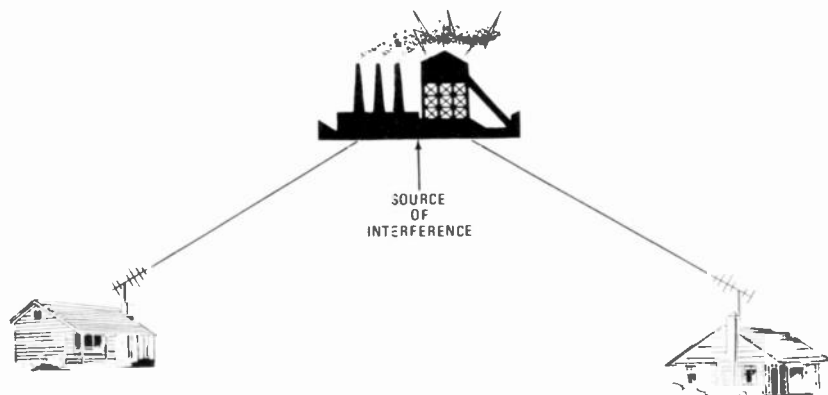


FIG. 2

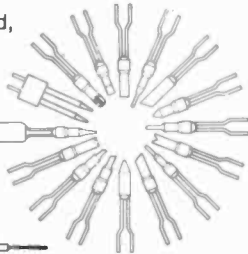
way along the wires.

That's one type of interference. If the interference shows up as "fine wiggly lines" in a TV picture, this indicates that

The quick charge iron with 16 different quick change tips.



**ISOTIP®**  
QUICK CHARGE  
Cordless  
Soldering Iron  
completely  
recharges in  
3½-4 hours.  
Low voltage,  
battery powered,  
ground free  
isolated tip  
design.



16 snap-in tips  
to fit any job  
plus a PC  
Drill.

**WAHL CLIPPER CORPORATION**  
ORIGINATORS OF PRACTICAL CORDLESS SOLDERING  
• Sterling, Illinois 61081 • (815) 625-6525  
"Manufacturing Excellence Since 1919"  
CIRCLE 61 ON FREE INFORMATION CARD

the cause is some type of RF signal. It may or may not be modulated. If it is, the modulation will make the pattern vary. This will usually affect several houses in an area. Find one of the houses reporting severe interference. If they have a directional outside antenna with a rotator, turn the antenna until you get the strongest noise signal. Note the direction, and draw a line on a city map or rough sketch of the area.

Now, find another house as far away as possible with the same interference. Find another bearing and draw another line. At the point where the lines cross, there is the source of the interference. (See Fig. 2.) You may have to repeat this test at a third place to get a better pinpoint, but in most cases two bearings will do.

If directional antennas aren't available, use a small antenna on a short piece of mast (Aluminum is preferred, especially after you've had to lug it a little way). Use a portable TV or even a TV field-strength meter to get the bearings. This technique doesn't require a big antenna; a 4 or 5 element Yagi does nicely.

Once you get a fix on the location, go there and probe the area with the car radio, portable TV, etc. You can get an idea of the source from the area. If it's industrial, it could be something like an old model radio-frequency heating de-

**BEST IN NEW ELECTRONICS BOOKS!**

- Master Hdbk./1001 Practical Electr. Circuits. 602 p., 1250 il. \$9.95
- CCT License Handbook—2nd Edition. 448p., 163 il. \$8.95
- Microprocessor Microprogramming Hdbk. 294 p., 176 il. \$5.95
- Color TV Troubleshooting—3rd Ed. 434 p., 612 il. \$5.95
- Sourcebook of Electronic Organ Circuits. 168 p., 101 il. \$4.95
- Build Your Own Working Robot. 238 p., 83 il. \$5.95
- VHF/UHF Fire, Police, Ham Scanners. 250 p., 107 il. \$6.95
- Impedance. 196 p., 90 il. \$5.95
- Photo/Symptom Guide to Solid-State Color TV Troub. 224 p. \$5.95
- 136 Easy Electr. Projects—Beyond the Transistor. 287 p. \$5.95
- Understanding/Using Modern Signal Generators. 294 p. \$6.95
- Fun With Electronics. 140 p., 88 il. \$3.95
- Transistor Ignition Systems. 252 p., 162 il. \$5.95
- Talk-Back TV. Two-Way Cable Television. 238 p., 64 il. \$5.95
- Understanding/Using Modern Electr. Svcng. Test Eqpt. \$5.95
- Master Hdbk. of Digital Logic Applications. 392 p., 287 il. \$7.95
- How To Repair Home Kitchen Appliances. 294 p., 206 il. \$5.95
- The Electronic Musical Instrument Manual. 210 p., 385 il. \$6.95
- Mathematics Unraveled. Commonsense Approach. 290 p. \$6.95
- Fire & Theft Security Systems—2nd Ed. 192 p., 108 il. \$5.95
- Master Tube Substitution Handbook. 322 p., 548 il. \$4.95
- Cber's Handbook of Simple Hobby Proj. 168 p., 114 il. \$5.95
- How to Repair Home Laundry Appliances. 280 p., 233 il. \$8.95
- Fieldcast Engineering/Maintenance Hdbk. 532 p., 235 il. \$19.95
- RF AMP Circuit Design & Applications. 280 p., 239 il. \$6.95
- Troubleshooting With the Dual-Trace Scope. 224 p., 252 il. \$5.95
- Modern Guide to Digital Logic. 294 p., 222 il. \$6.95
- Modern Electronics Math. 686 p., 424 il. \$9.95
- Basic Digital Electronics. 210 p., 117 il. \$4.95
- RF & Digital Test Eqmt. You Can Build. 252 p., 217 il. \$5.95
- Practical Circuit Design for the Experimenter. 196 p., 119 il. \$4.95
- CB Radio Operator's Guide. 256 p., 139 il. \$5.95
- CB Schematic Svcng. Manuals, each 200 p. \$5.95  Vol. 1 Kris Browning. Hy-gain, Penney's,  Vol. 2 Teaberry, Unmetrics, Pe-rce-Simpson, Siltrox,  Vol. 3 E. F. Johnson, SBE/Linear, Soaar, Royce,  Vol. 4 Pace, Fanon-Courier (Cobra).
- Introduction to Medical Electronics. 320 p., 126 il. \$7.95
- Aviation Electronics Handbook. 406 p., 227 il. \$8.95
- Switching Regulators/Power Supplies. 252 p., 128 il. \$6.95
- Central Htg./Air Conditioning Repair Guide. 320 p., 285 il. \$6.95
- MOSFET Circuits Guidebook. 196 p., 104 il. \$4.95
- Microelectronics. 266 p., 228 il. \$5.95
- Simple Transistor Radios You Can Build. 140 p., 122 il. \$3.95
- Electronic Conversions, Symbols/Formulas. 224 p. \$4.95
- Electronic Music Circuit Guidebook. 224 p., 180 il. \$6.95
- V Schematics: Read Between the Lines. 252 p., 188 il. \$5.95
- 4am Novice Class License Study Guide. 224 p., 57 il. \$5.95
- 4am General Class License Study Guide. 448 p., 125 il. \$7.95
- 4am Advanced Class Lic. Study Guide. 252 p., 109 il. \$5.95
- Advanced Applics. for Pocket Calculators. 304 p., 275 il. \$5.95
- TV Troubleshooter's Handbook. 448 p., over 300 il. \$4.95
- Radio Control for Models. 350 p., 417 il. \$6.95
- Tower's International Transistor Selector. 140 p. \$4.95
- Handbook of Multichannel Recording. 322 p., 196 il. \$7.95
- Practical CB Radio T shooting/Repair. 210 p., 166 il. \$5.95
- Troubleshooting With EVM & Scope. 238 p., 185 il. \$5.95

SEND NO MONEY! We'll invoice you on 10-DAY FREE TRIAL. Clip entire ad to order. 100% guaranteed or your money refunded.

**TAB BOOKS** DEPT RE-126 P.O. BOX 40  
BLUE RIDGE SUMMIT, PA. 17214

CIRCLE 9 ON FREE INFORMATION CARD

# ONE RIG DOES IT ALL!

**33KV**

Tube and Solid State

THE UNIVERSAL  
**PJS-298**

**33KV LEADED GLASS 19" CRT**

EIA recommended to protect against dangerous X-radiation

A MUST FOR  
**TODAY'S  
SERVICING**

**ACCESSORIES INCLUDE:**

- CRT 90° Extension
- Yoke Extension
- Transverter
- Convergence Load
- Universal Yoke
- Convergence Assembly
- Blue Lateral Assembly
- Anode Extension

SOLD THROUGH DISTRIBUTORS ONLY

**BUILT-IN SPEAKERS**

Easy audio checking

**40 KV METER**

50aU sensitivity monitoring

**FRONT CONNECTORS**

Convenient cable plug-in

**OBSOLETE PROOF**

Plug in modules for up-dating

~~\$298.98~~ VALUE

SPECIAL INTRODUCTORY OFFER

**\$229.95**

COMPLETE WITH CRT

**TeleMatic**

2849 FULTON ST., BROOKLYN, NY 11207  
PHONE: (212) 827-1500


CIRCLE 69 ON FREE INFORMATION CARD

PLEASE SEND ME MORE INFORMATION D-6

NAME \_\_\_\_\_

ADDRESS \_\_\_\_\_

CITY \_\_\_\_\_ STATE \_\_\_\_\_ ZIP \_\_\_\_\_



INTERNATIONAL FM 2400CH

## FREQUENCY METER for testing mobile transmitters and receivers



- Tests Predetermined Frequencies 25 to 1000 MHz
- Extended Range Covers 950 MHz Band
- Pin Diode Attenuator for Full Range Coverage as Signal Generator
- Measures FM Deviation

The FM-2400CH provides an accurate frequency standard for testing and adjustment of mobile transmitters and receivers at predetermined frequencies.

The FM-2400CH with its extended range covers 25 to 1000 MHz. The frequencies can be those of the radio frequency channels of operation and/or the intermediate frequencies of the receiver between 5 MHz and 40 MHz.

Frequency Stability:  $\pm .0005\%$  from  $+50^\circ$  to  $+104^\circ$ F.

Frequency stability with built-in thermometer and temperature corrected charts:  $\pm .00025\%$  from  $+25^\circ$  to  $+125^\circ$  (.000125% special 450 MHz crystals available).

Self-contained in small portable case. Complete solid state circuitry. Rechargeable batteries.

FM-2400CH (meter only) ..... \$595.00  
 RF crystals (with temperature correction) ... 24.00 ea.  
 RF crystals (less temperature correction) .... 18.00 ea.  
 IF crystals ..... catalog price



International Crystal Manufacturing Company, Inc.

13 North Lee Oklahoma City Oklahoma 73102

CIRCLE 39 ON FREE INFORMATION CARD

## For faster service

## USE ZIP CODE

## on all mail


vice, etc. These machines should not radiate interference if they are working properly. By the way, these will often show a 60/120 Hz characteristic if they are using raw AC on the plates of the tubes, as some of the older models did. Contrary to popular belief, arc-welders radiate surprisingly small amounts of RFI, though they're often suspected!

This type of RFI will usually be continuous. If the interference is not continuous but only in short bursts, it could be coming from a radio transmitter. Police radios, etc., working in the 30-40-MHz band, particularly those near the 40-MHz end, will often be picked up by older TV sets. This is direct pickup by the TV set's IF, and *not* a fault of the radio transmitter! (Ask me how I know! I live on a highway.) CB radios, both base and mobile, can cause interference if they radiate harmonics that fall in some TV channels. Channel 2 will pick up the second harmonic, and Channel 5 will pick up the third harmonic.

### The cure

This is quite simple to clear up. Locate the CB station and install a low-pass filter on the transmitter output. The J. W. Miller Co. has a new line of these; they are all plug-in or screw-in. The C-511-T is a plug-in type, with SO-239 connectors on each end. It will not

## MicroCyber 1000



A Complete Microcomputer System...\$525

ASSEMBLED • WARRANTED • READY TO RUN

Keyboard and Display  
 Cassette Interface  
 TTY Interface  
 RS 232 Interface  
 15 Programmable I/O Pins  
 4,096 Bytes Operating System (ROM)  
 1,056 Bytes Random Access Memory

56 Instruction Set  
 Powerful MOS TECH 6502 CPU  
 Interval Timer  
 Memory & I/O Expansion  
 Internal Power Supply  
 Complete Documentation  
 14"x11"x2" Fits in a Standard Briefcase

Cassette Player Not Included

BankAmericard and Master Charge Accepted

**CYBERSYSTEMS, INC.**

4306 Governors Drive, Huntsville, Al. 35805  
 205 837-2080

CIRCLE 65 ON FREE INFORMATION CARD



attenuate the CB signal, but has an 80-dB attenuation for 54 MHz. A high-pass filter can be used on the antenna input of the TV set; this could be a C-512-T which is 300-ohm with screw terminals. This could help to eliminate police radio interference and also reduce some ignition interference from the older cars.

With the tremendous increase in highly sensitive audio amplifiers, we are now getting RFI complaints from them, too. The cause is the same: the highly sensitive input stage of the amplifier simply detects the RF signal. It becomes audio and goes sailing on through the amplifier. Curing these is much simpler; you can do it right in the home. Just add an RF filter to the amplifier's input, or output. It is possible to get RF pickup on long speaker lines. This pickup can feed back into the amplifier chassis and be detected. There are plug-in filters for this, too. Miller's C-505-R with standard phono jacks and plugs for the inputs, and C-506-R for the outputs. Home intercom systems are also vulnerable. The same technique and filters can be used. This will work with mono, stereo or quad, although you need one filter for each speaker line.

In a situation where noise could be coming from any one of four or five houses, there is a quick way of finding out. Monitor the interference and pull

*continued on page 82*

**1 out of 2 who have it don't know it...**

**Do you?**


27 million Americans have high blood pressure. But 50 percent of those who have it don't know it.

When blood pressure goes higher than it should and stays high it sets the stage for heart attack or stroke. Most cases of high blood pressure can be controlled with drugs and other advances in treatment. That's why you should see your doctor regularly. Only he can tell if you need help.

A public service message from your Heart Association



# Put Professional Knowledge and a COLLEGE DEGREE in your Electronics Career through HOME STUDY



## Earn Your DEGREE

by correspondence, while continuing your present job. No commuting to class. Study at your own pace. Learn from complete and explicit lesson materials, with additional assistance from our home study instructors. Advance as fast as you wish, but take all the time you need to master each topic. Profit from, and enjoy, the advantages of independent study.

The Grantham correspondence degree program in electronics is comprehensive. It begins with basics, written in very simple language, and continues through the B.S.E.E. degree level. Throughout the entire program, heavy emphasis is placed on clear explanations written in great detail, progressing from the simple to the complex, in easy steps.

Our free bulletin gives complete details on the curriculum, the degrees awarded, the requirements for each degree, and how to enroll.

## GRANTHAM SCHOOL OF ENGINEERING

2000 Stoner Ave., Los Angeles CA 90025

● Telephone (213) 477-1901 ●

**Worldwide Career Training thru Home Study**

**Mail the coupon below for free bulletin.**

**Grantham School of Engineering** RE 12-76  
2000 Stoner Ave. Los Angeles, CA 90025

I have been in electronics for \_\_\_\_\_ years. Please mail me your free bulletin which gives details concerning your electronics degree programs.


Name \_\_\_\_\_ Age \_\_\_\_\_

Address \_\_\_\_\_

City \_\_\_\_\_ State \_\_\_\_\_ Zip \_\_\_\_\_

CIRCLE 10 ON FREE INFORMATION CARD

## A PRIME STANDARD AT YOUR FINGERTIPS



**\$348**

### FOR COMPLETE MEASURING CONFIDENCE

**A NEW STANDARD IS BORN**  
High accuracy you can trust . . . .  
Versatile measuring capabilities . . . .  
An efficient, easy to operate meter . . . .  
All at an affordable price . . . .  
That's the DVM38 . . . . The complete DVM that sets new performance standards in 4 key areas.

**A NEW ACCURACY STANDARD**  
The 3 1/2 digit, 1% accuracy is backed by a 15 meg  $\Omega$  input impedance, compared to 10 meg  $\Omega$  input of conventional DVM's, which guarantees up to 50% greater accuracy with 1/3 less circuit loading on every measurement for high accuracy you can trust.

**A STANDARD IN CAPABILITIES**  
The DVM38 is more accurate in MORE circuits with these versatile ranges: 100  $\mu$ V to 2000V DC, 1KV AC; 01  $\Omega$  to 20 meg  $\Omega$ ; 0.1  $\mu$ A to 2A . . . . Plus

HI and LO ohms and a 50KVDC range with accessory Hv probe.

**A NEW STANDARD IN SPEED AND EASE OF OPERATION**  
Large pushbuttons and callouts — no need to hunt and peck. Large .4" L.E.D.'s with direct readout, down to V and mV indicators. SINGLE STEP AUTO-RANGING for maximum resolution and efficiency. 2KV DC protection minimizes downtime.

**THE AFFORDABLE STANDARD**  
There are few 1% DVM's less expensive—there are none as complete in this price range, plus backed by a LIFETIME guarantee against factory workmanship errors.

THE DVM38 . . . . . A NEW STANDARD IN DVM'S FOR SPEED, VERSATILITY AND ACCURACY.

**DVM38** BACKED BY SENCORE'S 100% MADE RIGHT LIFETIME GUARANTEE

**SENCORE** 3700 Sencore Drive, South Falls, S.D. 57107  
Phone: 1 605 339 0100 TWX: 910 660 0300

CIRCLE 2 ON FREE INFORMATION CARD

## The time you save may be your own.

Used to be you'd get a circuit idea, lay out a pc board, print it, solder everything together, troubleshoot, change your layout, try a new board, and spend absolutely too much time breadboarding. Now A P ACE All Circuit Evaluators let you breadboard in a fraction of the time. Make your changes immediately. Keep full leads on your components. Avoid the heat damage possible with repeated soldering and desoldering. And have a pattern for your board—if you need a board—sitting in front of you. In about as long as it takes to sketch a schematic. Get cooking with ACE. ACE. The All Circuit Evaluator from A P Products.



Part No.	ACE Model No.	Tie Points	DIP Capacity	No. Buses.	No. Posts	Board Size (inches)	Price Each
923333	200-K (kit)	720	8 (16's)	2	2	4-9/16x5-9/16	\$18.95
923332	208 (assem.)	872	8 (16's)	8	2	4-9/16x5-9/16	28.95
923334	201-K (kit)	1032	12 (14's)	2	2	4-9/16x7	24.95
923331	212 (assem.)	1224	12 (14's)	8	2	4-9/16x7	34.95
923326	218 (assem.)	1760	18 (14's)	10	2	6-1/2x7-1/8	46.95
923325	227 (assem.)	2712	27 (14's)	28	4	8x9-1/4	59.95
923324	236 (assem.)	3648	36 (14's)	36	4	10-1/4x9-1/4	79.95

ACE solderless breadboards feature gold-splated aluminum base/ground plates, non-corrosive nickel-silver terminals and four rubber feet.

#### Shipping/Handling

Up to \$10.00 \$1.00

10.01 to 25.00 1.50

25.01 to 50.00 2.00

50.01 to 100.00 2.50

100.01 to 200.00 3.00

Orders

subject to

acceptance

at factory.

Company PO's FOB Painesville

No COD orders

DEALER INQUIRIES INVITED.

Ohio and California residents

add sales tax.

Send for our new A P catalog,

The Faster and Easier Book.

For the name of the A P Products dealer near you, call our toll-free number: 800-321-9668

**A P PRODUCTS  
INCORPORATED**

Box 110-R

Painesville, Ohio 44077

(216) 354-2101

TWX: 810-425-2250



CIRCLE 5 ON FREE INFORMATION CARD

## EQUIPMENT REPORTS

continued from page 37

In either the PH-1 or PH-2 phono positions, the SELECTOR switch enables the low-cut filter regardless of the front-panel filter switch.

Turn-on transients are suppressed by a 10 second time-delay circuit. Transients from sources energized earlier or at the same time as the preamp are blocked by the circuit. A relay contact shorts the output of the amplifier to ground until a three transistor circuit responds to the increasing potential on a capacitor. At the end of the 10 second initialization interval, the relay is activated.

The tape monitor function allows simultaneous monitoring of source material as well as amplification of the low-level source feeding the recorder. High level inputs such as from a tuner are routed directly through to the tape output connector into the recorder input terminals. The front panel TAPE MON switch breaks the connection between the first and second amplifier sections so they can be used separately.

Stereo TAPE DUB input and output jacks on the panel facilitate temporary patching in of a tape recorder or other high-level source without groping for rear-panel connectors. One of the six lever switches is assigned to this operation. The TAPE DUB connectors are similar to the TAPE MON connectors but they are mounted on the front-panel.

The OUTPUT DEFEAT switch grounds the output connector and disconnects the preamp output. L-R is the last of the switches. It parallels the left and right channels at the input to the high-level preamp for monaural

# Five big reasons to buy the RCA test jig.

**1** When you buy the RCA 10J106, you get a color TV test jig complete with a 19-inch picture tube for servicing almost all TV consoles.

**2** RCA's up-to-date line of optional accessories permits you to service sets of 45 different makes: tube, hybrid, solid-state, or PIL types.

**3** With its high-quality construction, built-in, high-voltage meter, safe operating capability to 33kV without the use of costly voltage limiters, and a set-up data subscription service, the RCA 10J106 is designed to give you years of dependable service.

**4** Unique with the 10J106 system are two front-panel switches for quick changing of yoke impedances for almost any type of tube or solid-state set. These switches eliminate the need to plug in external transformers and impedance-matching devices.

**5** A built-in, high-voltage meter, calibrated to 35kV, together with adequate shielding and picture-tube design, permit measurements to 33kV without danger from x-ray radiation. Allows you to service all of the bigger chassis that normally operate in excess of 30kV.



These are only a few features of the high-quality RCA 10J106 Color TV Test Jig. For details and price information, see your RCA Distributor. Or contact RCA Distributor and Special Products Division, Deptford, N.J. 08096, attn: Sales Promotion Services.

output. The TAPE MON and TAPE DUB switches are after the I + R function and cannot be switched to monaural.

Three stereo jacks are mounted on the front panel: the two TAPE DUB connectors and the headphone jack.

Frequency response between the high-level input and the preamp output jacks is  $\pm 0.2$  dB from 20 Hz to 20 kHz. Harmonic and intermodulation distortion is under 0.05% over the frequency range at 1.5-volt output. Input overload levels are 100 mV at 1 kHz at the phono inputs and 10 volts at the high-level inputs.

The Heathkit AP-1615 is priced at \$129.95 and measures 17.5 x 8.1 x 4.5-inches. It weighs 9 pounds and is finished neatly with oiled walnut end panels. **R-E**

### Alaska villages have pay phones with help from satellites


The Satcom domestic communications system is bringing communications to 161 Alaskan villages with more than 25 inhabitants. To make this possible, RCA Alascom and the State of Alaska are building 100 small earth stations throughout the frontier.

Each village served by an earth station has a public telephone with direct distance dialling capability and a push-to-talk telephone for emergency medical service. An additional 50 stations—to be completed before the end of the year—are under construction.

RCA Alascom has found it necessary to publish a telephone book in several languages for the villages. **R-E**

## If you want a microcomputer with all of these standard features...

- 8080 MPU (The one with growing software support)
- 1024 Byte ROM (With maximum capacity of 4K Bytes)
- 1024 Byte RAM (With maximum capacity of 2K Bytes)
- TTY Serial I/O
- EIA Serial I/O
- 3 parallel I/O's
- ASCII/Baudot terminal compatibility with TTY machines or video units
- Monitor having load, dump, display, insert and go functions



- Complete with card connectors
- Comprehensive User's Manual, plus Intel 8080 User's Manual
- Completely factory assembled and tested—not a kit
- Optional accessories: Keyboard/video display, audio cassette modem interface, power supply, ROM programmer and attractive cabinetry... plus more options to follow. **The HAL MCEM-8080. \$375**

interface, power supply, ROM programmer and attractive cabinetry... plus more options to follow. **The HAL MCEM-8080. \$375**

## ...then let us send you our card.

HAL Communications Corp. has been a leader in digital communications for over half a decade.

The MCEM-8080 microcomputer shows just how far this leadership has taken us... and how far it can take you in your applications.

That's why we'd like to send you our card—one PC board that we feel is the best-valued, most complete

microcomputer you can buy. For details on the MCEM-8080, write today. We'll also include comprehensive information on the HAL DS-3000 KSR microprocessor-based terminal, the terminal that gives you multi-code compatibility, flexibility for future changes, editing, and a convenient, large video display format.



**HAL Communications Corp.**  
**Box 365, 807 E. Green Street, Urbana, Illinois 61801**  
**Telephone (217) 367-7373**

CIRCLE 22 ON FREE INFORMATION CARD

## ... And, here are 50 more!

**\$50**

**\$50**

worth of

**10J106 Test Jig Accessories FREE**

When you buy the RCA 10J106 Test Jig now through December 31, 1976, you can select, free, up to \$50 worth of adapters and extensions from the full line of available accessories.

All you do is send the following to RCA D&SP, P.O. Box 100, Deptford, N.J. 08096, attn: Customer Service/Order Processing.

Original proof of purchase (receipt, invoice or statement) which includes date of purchase, stock number of

Test Jig, and name of RCA Distributor. Filled out Purchase Registration Card. Order for your choice of free accessories (not to exceed \$50 at suggested resale prices), which will be sent direct to you by RCA.

To select your free accessories, check the list included in the "Set-Up Index" booklet which comes with the Test Jig when you buy it, or consult with your RCA Distributor on selection and prices.

This offer expires December 31, 1976. So don't delay. Buy a 10J106 Test Jig soon!



**\$50**

**RCA Color TV Test Jig**

**\$50**

# LEARN QUICKLY—EASILY—AT HOME

## Only I.H.S.I. offers these unique correspondence courses

**MATHEMATICS ■ ELECTRONICS ■  
ENGINEERING MATHEMATICS ■ ADVANCED MATHEMATICS ■  
ADVANCED ENGINEERING MATHEMATICS ■**

These unusual courses are the result of many years of research and teaching by the President of INDIANA HOME STUDY INSTITUTE, who has *personally* lectured in the classroom to *thousands* from all walks of life on mathematics, electrical and electronic engineering.

- You must see these lessons to appreciate them!
- NOW you can master mathematics and electronics and actually *enjoy* doing it!
- WE ARE THIS SURE:—you order your lessons on a money-back guarantee.
- In plain language, *if you aren't satisfied you don't pay a cent.*

There are no strings attached.

WRITE TODAY for more information and your outline of courses. You have everything to gain and nothing to lose!

LICENSED BY THE STATE BOARD OF INDEPENDENT POST-SECONDARY VOCATIONAL, TECHNICAL, TRADE AND BUSINESS SCHOOLS.

**THE INDIANA HOME STUDY INSTITUTE  
EASTERN DIVISION**

**P.O. BOX 1189  
PANAMA CITY, FLA. 32401**

CIRCLE 59 ON FREE INFORMATION CARD

**PTS TV TUNER  
TEST INSTRUMENTS...  
GIVE YOUR CUSTOMERS  
SERVICE, NOT EXCUSES.**



With a PTS analyst you know immediately if a set's tuner is malfunctioning. And if it is, the analyst can replace the defective tuner while it is sent to PTS for repair. No delay, no leaving customers without the use of their set, no excuses. All you have left to give is service.

#### PTS TUNER ANALYSTS

Available preassembled or in money saving Do-It-Yourself kits.  
Specify Color: Walnut, Blue or Black. Handles available at no extra cost.

VHF Part-A-Analyst (1010) .....	\$49.95
Kit (1010K) .....	\$43.95
UHF Conversion Kit (UKT-10) .....	\$16.95
All Channel TV Tuner Analyst (2002) .....	\$44.95
Kit (2002K) .....	\$39.95
All Channel Port-A-Tuner (3001) .....	\$49.95
Kit (3001K) .....	\$43.95
All Channel Port-A-Analyst (4001) .....	\$59.95
Kit (4001K) .....	\$49.95
All Channel Field Strength Analyst .....	\$94.50
Not Available in Kit Form	

For more information or to order PTS TV tuner test instruments, contact:



**PTS ELECTRONICS, INC.**

P.O. Box 272 Bloomington, IN 47401 812-824-9331

OR, check the white pages for the location of the PTS branch nearest you.

CIRCLE 60 ON FREE INFORMATION CARD

#### SERVICE CLINIC

*continued from page 79*

the main AC switch. If this has no effect on the noise, that house is eliminated. If you find a case where hardware noise is apparently the cause, notify the power company and they will almost always take care of it.

A portable transistor radio is fine for close checking of areas after the general area has been found. These are all mildly directional due to the loop antennas. TVI can also be chased with these if you can get one that picks up TV sound signals and/or short wave frequencies. The same "all the way across the dial" check can be used. To get a more accurate reading of the actual noise amplitude, plug an "output meter" (AC voltmeter with capacitor in series) into the earphone jack of the radio. The meter readings will give you a better idea of exactly where the noise is the strongest.

I've told you what you *can* do in cases of RFI and TVI. Now I'll tell you something you *can't* do. You can't get the TVI out of the modern small hair-care appliances, like the hot-air combs, hair-driers, detangling combs, and so on. These are driven by miniature brush-type DC motors, fed through a

*continued on page 91*

**FREE** burglar —  
fire  
alarm catalog



over 900  
systems,  
detectors,  
controls,  
sounders,  
tools, locks,  
supplies

**TO PROTECT HOMES,  
BUSINESSES, INDUSTRY**

Huge selection of hard-to-find security equipment from stock. 64 fact-filled pages loaded with 100's of highest quality professional alarm products, technical notes, diagrams.

**ONE-STOP SUPERMARKET  
SELECTION INCLUDES:**

ultrasonics, radar, Infrared, undercarpet mats, magnetic contacts, smoke & heat detectors; Controls; Alarms; bells, sirens, phone dialers, lights, guard panels. Large selection of tools, relays, wire, holdup alarms, books. Fills need for industry, alarm cos., businesses, homes, institutions. Order your copy today. (Outside U.S., send \$1.00.)





mountain west alarm  
4215 n. 16th st.  
phoenix, az. 85016  
(602) 263-8831

CIRCLE 4 ON FREE INFORMATION CARD

# new products

More information on new products is available from the manufacturers of items identified by a Reader Service number. Use the Free Information Card following page 94.


**MICROPHONE MIXER, model M677**, adds six additional low-impedance balanced microphone inputs to a sound system. Specifications include: frequency response,  $\pm 2$  dB from 30 Hz to 20,000 Hz; equivalent input noise,  $-128$  dBv, 300 to 20,000 Hz noise bandwidth at full gain; equivalent input hum-and-noise,  $-125$  dBv, 30 to 20,000 Hz noise bandwidth at full gain; distortion less than 1% THD at 1,000 Hz; low-cut filters,  $-6$  dB at 1,000 Hz typical.



The new M677 mixer can be powered from the nominal 28–30-volt DC output of the attached master mixer or from a Shure A67B battery power supply. Measures  $11\frac{3}{8} \times 7 \times 2\frac{1}{2}$  inches, weighs  $3\frac{3}{4}$  pounds and sells for \$181.20—Shure Bros., Inc., 222 Hartrey Avenue, Evanston, IL 60204.

CIRCLE 85 ON FREE INFORMATION CARD

**TUNER SUBBER AND PATTERN GENERATOR.** The Ferret model SG 785 is a multi-functional instrument, indispensable for efficient troubleshooting and adjustment of all color and black and white TV's. Speeds service by pinpointing troubles accurately and quickly in the tuner, IF, video and picture sections of the TV receiver

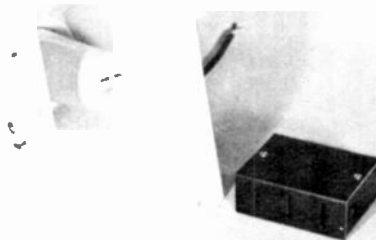


The VHF/UHF section of the Ferret allows direct substitution of the TV's tuner for fast, positive localizing of front-end trouble. It tunes channels 2 through 83 with standard 40-MHz output. Switching is provided to select internal or external tuners. The generator section produces stable patterns for use in converging the pix tube. It has a pattern of 20 vertical and 16 horizontal lines switchable to 320 white dots on a black background.

The crystal-controlled digital circuitry assures complete accuracy of both the vertical and horizontal frequencies. Accuracy is better than .005% with no change when switching to the TV signal. Output from the generator may be coupled through the tuner section or directly to the IF-video-stages. Resolution is limited only by the picture quality of the TV receiver. Output of the generator is DC, decoupled and safe for direct connection to transistors or IC's of the receiver. The SG 785 operates from 105–125 volts, 50–60 Hz. The unit weighs 5 pounds—U.X.L. Corp., 2245 Pitkin Ave., Brooklyn, NY 11207

CIRCLE 86 ON FREE INFORMATION CARD

**ELECTRONIC SIREN, model M17**, is a high-powered electronic siren that is audible at well over a mile in still air, comparable in level to emergency vehicle sirens. The 30-watt 8-ohm speaker produces a 125-dB signal and can be used indoors or outdoors. An optional outdoor speaker in a tamperproof housing is also available



The sound is extremely painful to human hearing indoors. Optional 18-volt DC power supply features plug-in charger, tapered charging circuit and 18-volt sealed lead-acid rechargeable battery. The basic siren is \$102.00 and includes the high-powered siren driver and indoor/outdoor speaker. The power supply and tamperproof speaker is additional.—Mountain West Alarm Supply Company, 4215 North 16th Street, Phoenix, AZ 85016.

CIRCLE 87 ON FREE INFORMATION CARD

**FREQUENCY COUNTER.** The model WB-752A is designed for making frequency measurements between 10 Hz and 50 MHz in audio, video, CB, ham radio and other communications equipment. A unique feature of the counter is its 1 kHz audible sidetone with separate on/off volume control. The tone is valuable in modulating single-sideband transceivers for carrier-frequency measurement. The counter has a selectable input sensitivity of either 10 or 100 mV; the lower sensitivity is valuable when considerable noise is present with the signal

continued on page 86

# Stamp out



# "IC Hotfoot"

Hot soldering irons can be murder on delicate electronic components such as IC's. That's why the DIGI-DESIGNER will become your bugs' best friend. It's a solderless breadboarding instrument that can save you time and burned out parts.

DIGI-DESIGNER comes complete with clock, dual pulsers, logic monitors, voltage switches, built-in 5 volt supply, binding posts for external power, input/output BNC's, and more. Everything you'll need for fast, efficient circuit design.

DIGI-DESIGNER. It means the end of "IC Hotfoot" and the start of efficient, creative circuit design for you. Use the coupon below to order your kit today. U.S. price - \$70.00



## CIRCUIT DESIGN, INC.

Division of E & L Instruments PO Box 24, Shelton Conn 06484

Please send your model DD-1K DIGI DESIGNER in kit form (price \$70.00)

Name \_\_\_\_\_

Address \_\_\_\_\_

City \_\_\_\_\_ State \_\_\_\_\_

Zip \_\_\_\_\_ Telephone \_\_\_\_\_

Enclose check, money order or numbers from BankAmericard or Master Charge. We will ship post paid anywhere in continental U.S.





# GO DIGITAL, GO DANAMETER®

(The New VOM For Today's Needs.)

- 0.25% Accuracy
- Full Overload Protection
- Really Drop-Proof
- Full One Year Battery Life



Dana Laboratories, Inc.

2401 Campus Dr, Irvine, Ca 92715, (714) 833-1234  
CIRCLE 79 ON FREE INFORMATION CARD

## TV GAMES

continued from page 43

turers, with their own test facilities and enough electronic experience to assure their designs would meet FCC approval, chose to freeze their designs early and file for FCC approval later.

Some units, as noted, don't need FCC approval if they are hard-wired to the video display.

**Price:** As with any new consumer item, prices are high at first, then drop. Calculators and digital wrist-watches are good examples of recent electronic devices that went through radical price adjustments in a short time after consumer acceptance. The fierce competition in the video game field can be expected to create drastic excursions in pricing, especially just before and after Christmas.

The prices shown in this column are the lowest prices quoted by any of the various sources used for this article, and should just be used as a guide. Some units at the high end of the price scale will have to reduce their prices to be competitive, and as production is increased—or a design breakthrough is incorporated into their production—others will drop their selling prices.

In regard to kit prices, it's best that you write for a current price list and order form. In most cases, shipping and tax must be added to the prices shown.

R-E



## HIGH BLOOD PRESSURE. Treat it...and live.

The National High Blood Pressure Education Program, U.S. Department of Health, Education, and Welfare.

a revolutionary concept in kit building...

# THE PROGRAMMABLE CLOCK KIT! \$27.95

SYSTEM 5000 is the first full-feature timepiece available in programmable form. After the circuit has been assembled and tested, all that is necessary is to add the appropriate switches and jumpers to easily program the system for the desired functions. The system may be expanded or reprogrammed at any time.

This represents a revolutionary concept in adaptability and flexibility. Build an Alarm/Clock/Calendar or a full feature Desk or Radio Station clock. Use the DUPLICATE TIME REGISTER to monitor GMT, another time zone, or as an elapsed timer. Add the optional relay to control AC or DC accessories. The possibilities are limited only by your imagination.

### features

TIME OF DAY REGISTER • DUPLICATE TIME REGISTER • FOUR YEAR CALENDAR - month/day or day/month format • ALARM WITH SPEAKER TONE OUTPUT • ADDITIONAL ALARM - use for "his and hers" alarm or activate an accessory at a preset time • 10 MINUTE SNOOZE & "ID" REMINDER • 3 FUNCTION ALARM OUTPUT SELECT - tone, relay, or relay then tone • ONE HOUR DOWN COUNTER • BRIGHT FLUORESCENT DISPLAY - 5" blue or green digits with AM/PM • AUTOMATIC DISPLAY DIMMING • POWER FAILURE INDICATION • 12 & 24 HOUR DISPLAY • BLINKING OR STEADY COLOR • SIMPLE FORWARD AND REVERSE TIME SETTING

DIRECT DRIVE ELIMINATES RFI • SINGLE 9 VOLT BATTERY BACKUP • DISPLAY SECONDS CONTROL • HOLD AND RESET CONTROLS • 50/60 HZ OPERATION • 700 WATT RELAY OUTPUT OPTIONAL

SYSTEM 5000 includes all components, 2 time setting switches, and complete assembly and programming manuals. Switches for additional functions and relay are not included but are available as options. Case not included. Specify blue or green display.

### RELAY OPTION - \$4.00

Includes 700 watt relay and all interface components. Will control AC or DC accessories such as appliances, stereos, etc.

### SWITCH OPTION - \$3.75

Contains 4 black SPST pushbuttons, 2 black DPDT pushbuttons, and 2 black SPST slide switches. Programs all major features.

Send your check or money order today for fast delivery. Add \$1.00 per clock to cover shipping and insurance. Money back guarantee on all products if not fully satisfied. N.J. residents add 5% sales tax. Use your Master Charge or BankAmericard. Phone orders accepted.

add a new dimension to time itself...

## SERIES 2000 Decorator Clocks



A bright Fluorescent display provides easy to read numbers that brighten and dim automatically according to the light. The clear Acrylic tube with Acrylic or Hardwood end blocks gives these clocks a unique look of simple elegance. AM/PM & power failure indication. Seconds display button. 3 1/2" x 3 1/2" x 5 1/4". 50/60 HZ

Specify blue or green display, 12 or 24 hour time, and choice of Hardwood - Walnut, Zebra wood, or Rosewood.

FACTORY ASSEMBLED - 1 YEAR WARRANTY  
EC-2001 Solid Acrylic "Time Capsule" \$59.95  
EC-2002 Acrylic & Hardwood \$49.95

COMPLETE KITS - 90 DAY WARRANTY  
EC-2001-K Solid Acrylic NEW! \$34.95  
EC-2002-K Acrylic & Hardwood SPECIAL! \$29.95

 digital concepts

DIGITAL CONCEPTS CORPORATION  
249 Route 46, Saddle Brook, N.J. 07662  
201/845-7101

CIRCLE 48 ON FREE INFORMATION CARD

# 6 Digit LED Clock Kit - 12/24 hr.

**\$995** QTY. 12  
ea. OR MORE

**\$1095** QTY.  
ea. 6-11

**\$1195** QTY.  
ea. 1-5

- KIT INCLUDES**
- INSTRUCTIONS
  - QUALITY COMPONENTS
  - 50 or 60 Hz OPERATION
  - 12 or 24 HR OPERATION

6-LED Readouts(FND-359 Red, com. cathode)  
1-MM5314 Clock Chip (24 pin)  
13-Transistors  
3-Switches  
6-Capacitors  
5-Diodes  
9-Resistors  
24-Molex pins for IC socket

**LARGE .4" DIGITS!**  
ORDER KIT #850-4  
AN INCREDIBLE VALUE!

"Kit #850-4 will furnish a complete set of clock components as listed. The only additional items required are a 7-12 VAC transformer, a circuit board and a cabinet, if desired."

Printed Circuit Board for kit # 850-4 (etched & drilled fiberglass) ..... \$2.95  
Mini-Brite Red LED's (for color in clock display) pkg. of 5 ..... 1.00  
Molded Plug Transformer 115/10 VAC (with cord) ..... 2.50  
NOTE: Entire Clock may be assembled on one PC Board or Board may be cut to remote display.  
Kit # 850-4 will fit Plexiglas Cabinet II.



## PLEXIGLAS CABINETS

Great for Clocks or any LED Digital project. Clear-Red Chassis serves as Bezel to increase contrast of digital displays.

**Black, White or Clear Cover**

**CABINET I**  
3"H, 6 1/4"W, 5 1/2"D

**CABINET II**  
2 1/2"H, 5"W, 4"D

ANY SIZE/COLOR **\$6.50** ea. **2/12.**

RED OR GREY PLEXIGLAS FOR DIGITAL BEZELS  
3"x6"x1/8" **95¢** ea. **4/3**

## MOBILE LED CLOCK


12 OR 24-HOUR OPERATION

12 VOLT AC OR DC POWERED FOR FIXED OR MOBILE OPERATION.

SIX JUMBO .4" DIGITS!

KIT OR ASSEMBLED

MODEL 2001



ACCURATE TIME WITH ADJUSTABLE XTAL TIME BASE

Approx. Size:  
1 1/4"H x 4"W x 4 1/2"D

BATTERY BACK-UP FOR POWER FAILURE OR TRANSPORTING FROM HOUSE TO CAR, ETC.

- 6 JUMBO .4" RED LED'S BEHIND RED FILTER LENS WITH CHROME RIM.
- SET TIME FROM FRONT VIA HIDDEN SWITCHES • 12/24 Hr. TIME FORMAT
- STYLISH CHARCOAL GRAY CASE OF MOULDED HIGH TEMP. PLASTIC
- BRIDGE POWER INPUT CIRCUITRY - TWO WIRE NO POLARITY HOOK-UP
- OPTIONAL CONNECTION TO BLANK DISPLAY (Use When Key Off In Car, Etc.)
- TOP QUALITY PC BOARDS & COMPONENTS - EXCELLENT INSTRUCTIONS

KIT #2001 COMPLETE KIT **2995** EA 3 OR MORE **\$2795** EA  
ASSEMBLED UNITS WIRED & TESTED **\$3995** EA 3 OR MORE **\$3795** EA  
ORDER #2001 WT (LESS 9V BATTERY) May Be Mixed With Kits for Qty Price

## 6 Digit-LED Clock-Calendar-Alarm Kit

This is a complete, top of the line, Kit for the person that wants the best. Some of the many features and options are: 12/24 time, 28-30-31 day calendar, alternates time (8 sec) and date (2 sec) or can display time only and date on demand, 24 hr alarm - 10 minute snooze, alarm set indicator, 50/60 HZ. line operation or use with Xtal time base (#TB-1), built in OSC for battery back-up / AC failure, Aux. timer. Large digits.

Kit #7001B 6-.4" Digits Man-64 **\$39.95**  
Kit #7001C 4-.6" Digits & 2-.3" (seconds) **\$42.95**

Kits are complete (less cabinet) including PC boards, power supply, IC socket, 9 switches, 16 transistors and all parts required for above features and options (Ideal fit in Cabinet I above).

### 60 HZ.

#### XTAL TIME BASE KIT

Will enable Digital Clock or Clock-Cal. Kits to operate from 12VDC. Uses MM5369 and 3.58MHZ. XTAL. Req. 5-15VDC/2.5 MA. 1"x2" PC Board. Easy 3 wire hookup Accuracy: + - 2 PPM

#TB-1 [adjustable] Complete Kit \$4.95 ea  
Wired & Cal. \$9.95 ea

PRINTED CIRCUIT BOARDS for CT-7001 Kits sold separately with assembled info. PC Boards are drilled Fiberglass, solder plated and screened with component layout. Specify for #7001B or #7001C (Set of 2) \$7.95

#### JUMBO DIGIT CLOCK KIT

A complete Kit (less Cabinet) featuring: six .5" digits, MM5314 IC, 12/24 Hr. time, 50/60 HZ., Plug-Transformer, Line Cord, Switches, and all Parts.  
(Ideal Fit In Cabinet II)  
Kit #5314-5. **\$1995** ea **2/38.**

#### JUMBO DIGIT CONVERSION KIT

Convert small digit LED clock to large .5" displays. Kit includes 6-.5" LED's, Multiplex PC Board & easy hook-up info.  
Kit #JD 1CC For common Cathode  
Kit #JD 1CA For common Anode **\$995** ea. **2/19.**

**JUMBO RED LED'S 12/\$1.00 50/\$3.95**

<b>SCHOTTKY TTL</b>	<b>DTL</b>	<b>UART</b>	<b>EXAR</b>	<b>OP AMPS</b>
74500 \$ .35 74501 .40 74504 .55 74505 .60 74509 .55 74510 .40 74515 .55 74520 .50 74522 .45 74540 .45 74550 .45 74551 .56 74560 .95 74564 .55 74573 1.25 74574 .85 74575 1.75 74578 1.50 74586 .95 745107 .95 745112 .95 745113 1.40 745114 .95 745121 .95 745133 .75 745134 .75 745138 1.75 745151 1.95 745153 1.95 745155 1.95 745156 1.95 745157 1.90 745158 2.50 745174 2.50 745175 2.50 745181 2.95 745182 1.95 745251 2.75	930 \$ .09 932 .09 937 .09 7447 \$ .95 7448 .95 75491 .95 75492 .65 7805 TAB .95 7812 TAB 1.25 7815 TO-3 1.25 7815 TO-3 1.25 7815 TAB 1.25 7815 TO-5 .75 7824 TO-3 1.25 723 DIP .75 723 TO-5 .75	AY5 1013 \$ 6.95 <b>DIODES</b> IN 4002 1A, 100 PIV 12/51.00 IN 4003 1A, 200 PIV 12/51.00 IN 4005 1A, 600 PIV 11/81.00 IN 4007 1A, 1000 PIV 10/51.00 RECTIFIER 2.5A, 1000 PIV 4/51.00 RECTIFIER 3A, 1000 PIV 3/51.00 IN 5400 3A, 50 PIV 5/51.00 IN 914 SIL SIGNAL 20/51.00 IN 4148 SIL SIGNAL 20/51.00 DIAC 28V 4/51.00 <b>PLUG TRANSFORMERS</b> 12 VAC @ 150 MA \$ 2.50 12 VAC @ 500 MA 3.50 <b>LINEAR</b> 555 TIMER 2/51.00 556 DUAL TIMER .95 565 PLL .95 566 FUNCTION GEN. 1.75 567 TONE DECODER 1.75	XR 2556 \$ 1.75 XR 2567 \$ 1.95 <b>TRANSISTORS</b> 2N2222A TO-18 5/51.00 2N3415 TO-92 5/51.00 2N3704 TO-92 5/51.00 2N4249 TO-92 5/51.00 2N4400 TO-92 5/51.00 2N4437 TO-92 5/51.00 2N5089 TO-92 5/51.00 <b>SWITCHES</b> ROCKER SPDT 6 51 MINI SLIDE SPDT 5 51 REG. SLIDE OPDT 6 51 PUSH BUTTON N/O 3 51 <b>TRANSISTOR SOCKET</b> TO-5/18 GOLD PINS \$ 51.00 <b>NYLON WIRE TIES</b> 8" TE-WRAP 100/\$1.95 4" TE-WRAP 100/\$1.75 <b>MOLEX PINS</b> REEL OF 1000 \$ 8.50 STRIP OF 100 1.25 <b>MISC. PRIME IC'S</b> FAIRCHILD 9316 (74161) \$ .95 75234 DUAL CORE SENSE AMP 1.50 MM502M TO-5 SHIFIT REG .95	3/51.00 301 DIP 301 TO-5 709 DIP 741 DIP 741 M DIP 741 TO-5 747 DIP 748 TO-5 <b>DISCRETE LED'S</b> JUMBO RED 12/51.00 50/\$3.95 100/\$7.50 <b>PC TRIM POTS</b> 25K 6/51.00 4.7K 6/51.00 <b>SPECTROL</b> 10K 10 TURN .95 4/51.00
<b>VOLTAGE REGULATORS</b> LM 309 H TO 5 \$ .95 LM 309 K TO 3 1.25	<b>DIGITAL CLOCK IC'S</b> MM 5312 \$ 4.95 MM 5314 3.95 MM 5375 AB 3.95 CT 7001 7.95 CT 7002 13.95 50380 3.95 MM 5369 2.50	<b>IC SOCKETS</b> PINS 1-24 25 100 14 \$ .25 \$ .22 \$ .20 16 28 25 23 18 31 28 26 24 50 45 40 28 60 55 50 40 75 70 65	<b>PC BOARD</b> 25 AMP BRIDGE \$1.95 ea. 3/\$5.00 100 PIV	<b>Fairchild Super Digit FND-359</b> 4" Char. Ht. 7 segment LED. RED Com. Cath. Direct aim replacement for popular FND-70. <b>95¢ ea., 10/\$8.50 100/\$79.00</b>
<b>XTAL</b> 3.579545 MHZ \$ 1.95		<b>MEMORY</b> 2102 1 K RAM \$1.95 21102 \$2.35	<b>25 AMP BRIDGE</b> \$1.95 ea. 3/\$5.00 100 PIV	<b>SEE THE WORKS Clock Kit</b> Clear Plexiglas Stand • 6 Big 4" digits • 12 or 24 hr time • 3 set switches (back) • Plug transformer • all parts included Plexiglas is Pre-cut & drilled Size 6"H, 4 1/4"W, 3"D <b>A SUPER LOOKING CLOCK!</b> Kit #850-4 CP <b>\$2350</b> ea. <b>2/45.</b>
			<b>TELEPHONE FORMAT</b> KEYBOARD BY Chometrics 2-1/4"x3" 5/32" thick <b>\$4.95</b> <b>6/28.</b>	<b>7-SEG LED COMMON CATHODE</b> COLOR HT. DEC PT. PRE. EA. FND-359 RED .4" RHDP \$.95 FND-503 RED .5" RHDP \$1.35 DL-750 RED .6" LHDP \$2.95 XAN-654 GREEN .6" NDP \$2.95 XAN-664 RED .6" NDP \$2.95 <b>COMMON ANODE</b> DL-747 RED .6" LHDP \$2.95 XAN-72 RED .3" LHDP \$1.25 XAN-81 YELLOW .3" RHDP \$1.75 XAN-351 GREEN .3" RHDP \$1.50 XAN-361 RED .3" RHDP \$1.50 XAN-362 RED .3" LHDP \$1.50 XAN-662 RED .6" NDP \$2.50 XAN-692 RED .6" NDP \$2.50

BUY 100 OR MORE IC'S (Any Mix) TAKE 10% DISCOUNT.

**OPTOELECTRONICS, inc.**  
BOX 219 • HOLLYWOOD, FLA. 33022 • (305) 921-2056



ORDER BY PHONE OR MAIL  
COD ORDERS WELCOME  
\$1.00 CHG. |  
Orders Under \$15 Add \$1.00 Handling  
Fla. Res. Please Add 4% Sales Tax.

WE PAY ALL SHIPPING IN CONTINENTAL USA - OTHERS ADD 5% (10% FOR AIRMAIL)

CIRCLE 81 ON FREE INFORMATION CARD

## NEW PRODUCTS

continued from page 83

The instrument uses a 10,000-MHz crystal to ensure the accuracy of the 10-, 100-, and 1,000-ms gate signals and logic control. A six-state IC counter feeds into a readout of six 0.3-inch seven-segment LED's. The frequency, decimal point, and range (either MHz or kHz) are all displayed automatically. A signal lamp indicates when the signal is sufficiently strong to be counted and indicates when the higher-sensitivity input is required. An overflow lamp indicates a signal that exceeds 1 MHz when using the 1-second fixed gate.

The BNC input is compatible with most standard broadband oscilloscope probes. When measuring transmitter or transceiver AM frequencies, the counter is positioned near the transmitter and a one-meter cable attached to the input serves as a pickup antenna. The

counter can also be attached directly to a transmitter or transceiver with a directional coupler and dummy load.




The counter operates on 115V  $\pm$  10V, 50/60 Hz. The unit measures only 2<sup>5</sup>/<sub>8</sub> by 5<sup>3</sup>/<sub>4</sub> by 9<sup>1</sup>/<sub>2</sub>

inches, and weighs 4 lbs. \$255.00.—VIZ Mfg. Co., 335 E. Price St., Philadelphia, PA 19144.

CIRCLE 88 ON FREE INFORMATION CARD

**CB SPEAKER, model 101C,** features leather grain enclosure with a weather resistant 3 x 5-inch speaker. The speaker has a 3-ounce ceramic magnet and an 8-ohm impedance. A metal mounting bracket is provided with detente



lock knobs. A special foam grill allows full sound passage without restriction.—Electronic Industries, Inc., 33 Taft Drive, So. Holland, IL 60473.

CIRCLE 89 ON FREE INFORMATION CARD

**TAPING MICROPHONE.** The model 516EQ *E-Qualidyne* allows the user to effectively control the microphone's response characteristics by means of four filter switches. For example, by activating the microphone's high-frequency switch, a user can smooth out nasal and sibilant "sss" sounds. Activating the unit's low-frequency switch results in the reduction of resonating boominess. Up to 16 different combinations of switch settings change the microphone characteristics from mellow to bright, or strengthen or

## Interested in CB Radio ?



Then you'll want **S9**, the country's oldest and largest CB monthly magazine. **S9** carries all the dope you'll want on CB gear, local news from CB clubs, jamborees and the like. You'll also find great articles on scanners, antennas, shortwave listening and basic radio theory. Even articles on how to become a ham radio operator.

**S9** sells for \$2 a copy on the stands, or \$12 a year for a subscription. But if you use the handy discount coupon below you can get a full twelve issues of **S9** for only \$9.95.

## Interested in HAM Radio ?



Then your magazine should be **CQ**, the country's oldest and largest independent ham monthly. **CQ** is aimed at the operator; it has all the latest info on DXing, contests, propagation, and much more. You'll find Bill Orr on antennas, Irwin Math on gadgets and Herb Brier on dope for the novice.

**CQ** is where it's at in ham radio today. And we'll even make it easy for you to save extra bucks by using the handy coupon below. Regularly \$1.25 a copy or \$7.50 for a year, it will cost just \$6 for a full twelve issues with the discount coupon.

**BIG SAVINGS . . .** Sign up for both **S9** and **CQ** for a full year (12 big issues of each) and your total cost is just \$14.95. It's the biggest magazine bargain in the hobby electronics market. Don't miss out!

COWAN PUBLISHING CORP.  
14 Vanderventer Ave.  
Port Washington, N.Y. 11050

### SPECIAL DISCOUNT COUPON

Start my subscription(s) with  
the \_\_\_\_\_ issue.

- |   |           |         |
|---|-----------|---------|
| <input type="checkbox"/> <b>S9</b>                                    | 12 issues | \$9.95  |
| <input type="checkbox"/> <b>CQ</b>                                    | 12 issues | \$6.00  |
| <input type="checkbox"/> Both <b>CQ</b> & <b>S9</b> (Total 24 issues) |           | \$14.95 |

Name \_\_\_\_\_

Address \_\_\_\_\_

City \_\_\_\_\_

State \_\_\_\_\_ Zip \_\_\_\_\_

(Allow 6 to 8 weeks for delivery of first issue)

## BOOKS

by Donald J. Grantham

Check (✓) books you are ordering, and see below.

- INTRODUCTORY ELECTRICITY WITH MATHEMATICS.** For beginners (and for technicians who need a better understanding of "the basics"). Includes circuit diagrams, practice problems with answers, multiple-choice examinations. Written for self-study. 169 illustrations. 7\*10½, 288 pages. ©1975. \$9.95
- FUNDAMENTAL PROPERTIES OF AC CIRCUITS.** Continues where *Introductory Electricity With Mathematics* (listed above) leaves off. Same format. 215 illustrations. Written for self-study. 7\*10½, 267 pages. ©1976. \$9.95
- MATHEMATICS FOR BASIC CIRCUIT ANALYSIS.** Continues where *Fundamental Properties of AC Circuits* (listed above) leaves off. Same format. 104 illustrations, 351 pages. ©1976. \$9.95
- GEOMETRY FOR SCIENCE AND TECHNOLOGY.** Covers basic and analytic geometry, as needed by science and technology students at the community college level. Many illustrations. Practice problems with answers. Multiple-choice examinations. 7\*10½, 141 pages. ©1976. \$4.25
- GRANTHAM'S F.C.C. LICENSE STUDY GUIDE.** Includes 1475 FCC-type multiple-choice practice questions, covering all subjects (technical and non-technical), with answers and discussions, for 3rd, 2nd, and 1st class commercial radiotelephone license exams. Four information sections. 192 illustrations. 7\*10½, 377 pages. ©1975. \$9.95

■ Check the books you are ordering, complete the form below, clip ad and mail with your payment to:  
R-12-76

### GSE BOOKS

2000 Stoner Ave., Los Angeles, CA 90025

Please send books checked above. Enclosed is \$ \_\_\_\_\_ for book(s), plus 75 cents for postage and handling.

Name \_\_\_\_\_

Address \_\_\_\_\_

City \_\_\_\_\_ State \_\_\_\_\_ Zip \_\_\_\_\_

CIRCLE 62 ON FREE INFORMATION CARD

# LCD **Field Effect** LIQUID CRYSTAL DISPLAYS

- LCD CLOCK MOVEMENT. 12 hr. AM/PM, movement only, no case, ready to run—not a kit.
    - 0.5" digit . . . \$34.95
    - 0.7" digit . . . \$39.95
    - 1.0" digit . . . \$49.95
- For 24 hr. display add \$4.00

- LCD CALCULATORS. 200 hrs battery life. 8 digit, 3/16" digit, 4 functions, sq. root, constant. Sharp. Model EL-200 . . . . . \$24.95

- SPECIAL! SPECIAL! World's smallest calculator! Size of matchbox: see outline. 200 hrs battery life. 8 digit, 1/8" high. 4 function, memory. Casio Micro-Mini. Model MC-800 . . . . . \$39.95

ACTUAL  
SIZE  
MICRO-  
MINI

Bank Americard, Master Charge O.K. 3 1/2" digit panel meter displays, 12 hr. AM/PM and 24 hour clock displays available. Both available in 0.5", 0.7", 1.0" digit heights. Send for our free catalog.

# ALPINE LCD

3309 El Segundo Blvd., Hawthorne, California 90250  
• phone 213-973-7104

CIRCLE 70 ON FREE INFORMATION CARD

de-emphasize mid-range material. The model 516EQ E-Qualidyne also offers an excellent unidirectional pickup pattern to minimize the pickup of unwanted background noises. A highly efficient mechanical isolation mount also



reduces handling and stand noises. This microphone is available singly for \$75.00 and in pairs for stereo tape recording for \$135.00.—Shure Brothers, Inc., 222 Hartrey Ave. Evanston, IL 60204.

CIRCLE 90 ON FREE INFORMATION CARD

## Senturion Ultimate Long Range Radar Detector

**NEW!**  
**NOW ONLY \$89.95**

SENTURION — 12 Volts Powerful

Safe professional drivers require the ultimate in advance notice of radar traffic control zones — computer designed antenna-integrated circuitry — audible and visual warning — operates off your car's electrical system. Send check, C.O.D. or charge to my credit card as indicated.

10 Day Money Back Guarantee  
RADATRON CORP.  
Dept. 2424-49 P.O. Box 177  
N. Tonawanda, N.Y. 14120

- Am. Exp.
- Carte Blanche
- Diners Club
- Master Charge
- C.O.D.

Charge my credit card acct. no. Expir. Date \_\_\_\_\_

\$89.95 each plus postage & tax where applicable.

Signature \_\_\_\_\_

Name/Please Print \_\_\_\_\_

Address \_\_\_\_\_

City \_\_\_\_\_ State \_\_\_\_\_ Zip \_\_\_\_\_

CIRCLE 23 ON FREE INFORMATION CARD

# Build your own TTL-5 Power Supply



The fast, easy way to build a TTL-5 Power Supply that provides the rigid power requirements of the TTL (Transistor-Transistor Logic) and C-MOS digital circuits. Comes complete with all necessary parts for assembly and illustrated, step-by-step instruction booklet. See the TTL-5 Power Supply, Motor Speed Control, Digital Clock, DC Regulated Power Supply and Burglar Alarm kits at Calectro dealers everywhere.

- ☑ 5 V lamp output
- ☑ Excellent voltage regulation and transient suppression
- ☑ Internal short circuit, thermal shutdown and safe operating area protection
- ☑ Low output impedance and ripple rejection

**GC ELECTRONICS**  
DIVISION OF HYDROMETALS, INC.  
ROCKFORD, ILLINOIS 61101 U.S.A.

*Calectro Kits - Ready to Assemble  
Fun - Practical - Educational*

CIRCLE 84 ON FREE INFORMATION CARD

# BREADBOARD CAPACITY YOU'LL NEVER OUTGROW.

No matter how big (or small) your circuit design and testing needs, we have the answer; CSC's QT Sockets and Bus Strips.\* The expandable, interlocking solderless breadboarding system that accommodates virtually all types of components with plug-in ease. Resistors. Transistors. DIP's. LED's. You name it. All instantly connect and reconnect without damage.


On your next project, save time, save money, save effort for as little as \$3.00.\*\* See your CSC dealer, or write for our catalog and distributor list.

CONTINENTAL SPECIALTIES CORPORATION



EASY DOES IT

44 Kendall Street, Box 1942  
New Haven, CT 06509 • 203-624-3103 TWX: 710-465-1227  
West Coast office: Box 7809, San Francisco, CA  
94119 • 415-421-8872 TWX: 910-372-7992



© 1976, Continental Specialties Corp.

\*U.S. Pat. No. D235,554

\*\*Manufacturer's suggested list. QT-75. Prices and specifications subject to change without notice  
CIRCLE 14 ON FREE INFORMATION CARD

## next month


JANUARY 1977

### 40-Channel CB Spectacular

Special 16-page section covers all the latest developments

- Preview of 40-channel CB gear
- How manufacturers plan to handle trade-ins or conversions on 23-channel gear
- How to tune 40 chan-

## Now you can stock only 300 semiconductors instead of 112,000.





nels. Rotary, Keyboard, Thumbwheel

- Directory of manufacturers
- Antennas for 40 channels. Can present antennas be used?
- New FCC regulations

PLUS

More On TV Games

TV Game Data & Applications Sheet

Lab Tested Hi-Fi Reports

■ Sony STR6800

■ Yamaha B1

Logic Prone

Jack Darr's Service Clinic

Komputer Korner

**NEWS RELEASE 1976**

**OFFICIAL TESTING LAB RATES ALLISON #1...**

the BEST of ALL Ignition Systems!

★ The ALLISON "Opto" was Officially Rated #1 by a Foreign Government Testing Laboratory as the BEST "Fuel Saving" Ignition of ALL the Ignition Systems Tested, including Systems with C.D. "add-ons!"

**NEW ALLISON 'OPTO XR-700'**

with the Exclusive... "Built-In" SOLID-STATE VOLTAGE REGULATOR

★ The "XR-700" is a NEW, redesigned, EASIER TO INSTALL version of the Allison "Opto-Electric", with the New addition of the Voltage Regulator, making it the MOST RELIABLE and Fool-Proof Ignition System ever invented.



★ Allison replaced the mechanical Breaker-Points and Condenser with a "Highly Accurate" Optical Control. A Beam of Light, passing through a specially designed "ROTOR" precisely triggers a Heavy-Duty "POWER MODULE" that BOTH "Charges and Fires" the Ignition Coil, with the "FASTEST" High Voltage RISE TIME, producing the MAXIMUM "HIGHEST ENERGY" SPARK available.

★ Since there is NO Mechanical Friction, there are NO Parts to ever WEAR or need replacing, and ONCE properly Timed, it should NEVER need any Maintenance! DWELL never needs adjustment, it is PRE-SET to supply the OPTIMUM Performance at BOTH High and Low Speeds. The RPM Capability of the "XR-700" is Factory Tested to 15,000 RPM.

★ The "High-Energy" SPARK INTENSITY and DURATION... permits the Positive FIRING of Spark-Plugs, even under the MOST ADVERSE conditions, results in more COMPLETE COMBUSTION and Eliminates "Engine Mistire", hence fewer exhaust Emissions, IMPROVED Fuel Mileage, a HIGHER Performance Level... and helps keep Plugs FROM FOULING, which greatly extends the Spark-Plug LIFE!

★ Only the Highest Grade (U.S. Made) Solid-State Components are used. UNAFFECTED by Moisture or Vibration! The Allison "XR-700" was engineered to OUTLAST the LIFE OF YOUR CAR!

★ "EASY-TO-FOLLOW" INSTALLATION. (Not Necessary to Dismantle your Distributor.)

★ "CB" USERS. The XR-700 completely ELIMINATES the Major Cause of Primary (Ignition Noise) Interference.

★ America's Oldest and Largest Manufacturer of Opto-Electronic Ignition Systems. ©

**ALLISON** \* Our BEST Salesmen... are the USERS of our ALLISON Systems!  
 AUTOMOTIVE CO. 1267 -E9, East EDNA PL., COVINA, CAL. 91722

CIRCLE 30 ON FREE INFORMATION CARD



With RCA's SK Series you need stock fewer different semiconductors than you'd have to with any other major brand. Because our 300 devices can replace 112,000. And they're all immediately available.

**OEM Quality.** You don't have to be concerned about quality with RCA SK's. They measure up to strict AQL Standards to protect you from time-wasting callbacks. Lets you make more calls. And more profits.

See your RCA Distributor for a copy of the new RCA SK Replacement Guide. Or send \$1.00 to RCA Distributor and Special Products Division, P.O. Box 85, Runnemede, N.J. 08078.

**RCA** SK Replacement Semiconductors



the gift everybody loves...

# new wireless remote control car



Here is a gift that will always please, exciting sports car action for all ages, the BCM-100. From up to 300 feet away you can race this car in any room, on sidewalks or driveways... steering it left or right... stop it, send it in reverse and forward again. The BCM-100 is more than a toy...both car and remote control have rugged, sophisticated circuits that rival highly developed commercial devices. Battery-powered safe for everyone to operate. Control circuitry includes 37 transistors 8 diodes and 1 crystal. Suggested retail per set \$59.95...Now for Christmas only \$49.95PPD. (Less batteries)

**eic** EASTERN INDUSTRIAL CORP. INC.

1380 Jarvis Ave., Elk Grove Village, Ill. 60007 (312) 640-8737

- Send details and literature
- Send \_\_\_\_\_ BCM-100 sets at \$49.95
- Ck. or MO enclosed.  Send C.O.D

Ill. residents add 5%.

30 day guarantee on all parts and labor.

Name \_\_\_\_\_

Address \_\_\_\_\_

City \_\_\_\_\_

State \_\_\_\_\_ Zip \_\_\_\_\_

(Dealer Inquiries Invited)


## CAR STEREO (continued from page 53)

ing from 15 to 125 watts-per-channel and are priced from \$70 to \$400.

Clarion is marketing a combination equalizer/booster amplifier. *model 100-EQB*, at \$110, with 15 watts-per-channel.

Uher of America (621 South Hindry Ave., Inglewood, CA 90301) provides owners of their *models CR-124, 134 and 210* portable stereo cassette tape recorders a chance to use them as the nucleus of a car stereo component system with the aid of a new powered car mounting bracket priced at \$195—the *model CR200 Stereomatic*. The power bracket is supplied in two parts: a 25-watt-per-channel amplifier for mounting anywhere in a car (including trunk) and a combination matte-black finish preamplifier and mounting bracket to accommodate the front-loading cassette.

Available as either a kit for the do-it-yourselfer or completely assembled is a component-type system from the Jandy



**THE JANDY CORPORATION** markets the *model 6000* power amplifier (top), the *model 3001* power amplifier (lower right) and the *model 4000* control console (lower left) in either kit form or completely assembled.

Corporation (2001 North Buena Vista, Burbank, CA 91504). They offer a control console and two power amplifiers. The *model 4000* control console contains bass, treble and midrange controls, a hiss filter, power switch and headphone jack and is priced at \$47.50 completely assembled and \$32.50 for the kit version. The *model 6000* companion stereo power-amplifier delivers 30 watts-per-channel and is priced at \$79.50 assembled and \$49.50 in kit form. For those that are interested in less power, they also offer the *model 3001* 15 watts-per-channel power-amplifier for \$49.50 assembled and \$36.50 in kit form.

For the do-it-yourselfer, Heath (Benton Harbor, MI 49022) offers a car stereo FM tuner in kit form for \$69.95, plus a power amplifier kit at \$29.95.

The foregoing are some examples of the component-type equipment you'll be seeing more of as the concept of true hi-fi sound in a car is accepted and adopted. If ever you dreamed of having the kind of top quality sound you experience in the home in your car, now is the time to trade in the dream for the reality.

R-E

There is only one

# 2-WAY

## RADIO HOME STUDY COURSE

exclusively devoted to professional FM radio equipment

We don't know how many TV repairmen or other people there are in electronics who would like to move up to professional FM two-way radio.

Nor do we know how many servicemen and installers there are already in the field who want to expand and upgrade their knowledge.

But we do know how many home study schools cater exclusively to both these groups.

# ONE!

Please send me more information.

Name \_\_\_\_\_

Address \_\_\_\_\_

Code \_\_\_\_\_

- I am a former MTI student.
- I am presently in the military.
- I am a veteran. Z3



Formerly

## MOTOROLA TRAINING INSTITUTE

Summerdale, PA 17093

(717) 732-3636

CIRCLE 43 ON FREE INFORMATION CARD

CIRCLE 1 ON FREE INFORMATION CARD

NATIONAL ELECTRONIC

**NESDA**

SERVICE DEALERS ASSOCIATION INC

1715 EXPO LANE  
INDIANAPOLIS, INDIANA 46224  
PHONE (317) 241 8160

**WE'RE GROWING!**  
To better represent  
YOU

The successful service  
business operator.

- \* Over 2000 firms belong
- \* 35 State Affiliates
- \* 162 Local Associations

YOU CAN JOIN

And learn how to make  
money and work less  
hours.

Write today for a  
membership application  
and more information.

**SERVICE CLINIC**

*continued from page 82*

full-wave bridge rectifier connected right across the AC line. These are high-speed motors and they radiate a tremendous amount of interference. In fact, you can lay one on the bench, turn it on, and pick up the noise without taking the scope probes off the hook!

I have worked on one of these units for the last 8 months. I've tried every kind of known noise suppression device on it, and so far I have made absolutely no progress. Writing to the maker produces a condescending letter that says "As you know, small electrical appliances *sometimes* generate *some* interference!" A-Men! At one time, I had two 40- $\mu$ F electrolytic capacitors (something like twice the size of the unit itself) right across the motor, with zero results. I wouldn't say that *all* of them do this. I will say that all of them that I have seen do, and I have seen quite a few. If anyone has a practical cure for this, I think he could make some money out of it. (Let me know: I'll buy the first one!) **R-E**



**"My father built this  
Schober Organ  
for me!"**



You'd be proud to buy her an organ this good... but how would you feel if you'd also *built* it? It's a special kind of satisfaction. The gift of a lifetime of magnificent music, crafted with your own hands!

And you can do it! You need no prior electronic or mechanical abilities. Just the capacity to follow instructions. Every step is clearly detailed, every component is supplied. You'll find the assembly process as enjoyable as the music which follows!

And what music! For this is a truly fine instrument you will build. Far superior to most "ready-made" organs... easily comparable to others at twice the price. Kit costs range from \$650 to \$2850 for all basic components, and you can purchase it in sections to spread costs out... or have two-year time payments.

Just send the coupon for the fascinating Schober color catalog (or enclose \$1 for a record that lets you hear as well as see the quality of Schober).

The Schober Organ Corp., Dept. RE-157  
43 West 61st Street, New York, N.Y. 10023

Please send me Schober Organ Catalog.  
 Enclosed please find \$1.00 for 12-inch L.P. record of Schober Organ music.

NAME \_\_\_\_\_  
ADDRESS \_\_\_\_\_  
CITY \_\_\_\_\_ STATE \_\_\_\_\_ ZIP \_\_\_\_\_

CIRCLE 26 ON FREE INFORMATION CARD

CIRCLE 29 ON FREE INFORMATION CARD



**Clever Kleps**

Test probes designed by your needs — Push to seize, push to release (all Kleps spring loaded).

**Kleps 10.** Boathook clamp grips wires, lugs, terminals. Accepts banana plug or bare wire lead. 4 3/4" long. **\$1.39**

**Kleps 20.** Same, but 7" long. **\$1.49**

**Kleps 30.** Completely flexible. Forked-tongue gripper. Accepts banana plug or bare lead. 6" long. **\$1.79**

**Kleps 40.** Completely flexible. 3-segment automatic collet firmly grips wire ends, PC-board terminals, connector pins. Accepts banana plug or plain wire. 6 1/4" long. **\$2.59**

**Kleps 1.** Economy Kleps for light line work (not lab quality). Meshing claws. 4 1/2" long. **\$.99**

**Prof 10.** Versatile test prod. Solder connection. Molded phenolic. Doubles as scribing tool. "Bunch" pin fits banana jack. Phone tip. 5 1/2" long. **\$.89**

All in red or black - specify. (Add 50¢ postage and handling). Write for complete catalog of - test probes, plugs, sockets, connectors, earphones, headsets, miniature components.

Available through your local distributor, or write to:  
**RYE INDUSTRIES INC.**  
127 Spencer Place, Mamaroneck, N.Y. 10543  
In Canada: Rye Industries (Canada) Ltd.  
CIRCLE 66 ON FREE INFORMATION CARD



**Accuracy like a VTVM...  
Convenience like a VOM...**

**NEW BATTERY-OPERATED FET  
SOLID-STATE VOLT-OHMMETER #116**

Easy-to-build KIT  
**\$39.48 =116K**

Factory-Wired & Tested  
**\$52.95 =116W**



Now you can get all the benefits of a VTVM (laboratory accuracy, stability and wide range) but with its drawbacks gone: no plugging into an AC outlet, no waiting for warm up, no bulkiness. New Field Effect Transistor (FET) design makes possible low loading, instant-on battery-operation and small size. Excellent for both bench and field work.

Compare these valuable features:  
• High impedance low loading: 11 megohms input on DC, 1 megohm on AC • 500-times more sensitive than a standard 20,000 ohms-per-volt VOM • Wide-range versatility: 4 P-P AC voltage ranges: 0-3.3, 33, 330, 1200V; 4 RMS AC voltage ranges: 3-1.2, 12, 120, 1200V; 4 DC voltage ranges: 3-1.2, 12, 120, 1200V; 4 Resistance ranges: 3-1K, 0-100K, 0-10 meg., 0-1000 meg.; 4DB ranges. -24 to +56DB.

Sensitive easy-to-read 4 1/2" 200 micro-amp meter. Zero center position available. Comprises FET transistor, 4 silicon transistors, 2 diodes. Meter and transistors protected against burnout. Etched panel for durability. High-impact bakelite case with handle useable as instrument stand. Kit has simplified step-by-step assembly instructions. Both kit and factory-wired versions shipped complete with batteries and test leads. 5 1/4" H x 6 3/4" W x 2 7/8" D. 3 lbs.

Send FREE catalog of complete EMC line and name of nearest distributor. **RE-12**

Name \_\_\_\_\_  
Address \_\_\_\_\_  
City \_\_\_\_\_  
State \_\_\_\_\_ Zip \_\_\_\_\_



**FREE**  
with your  
business card  
or send \$1.00



## Giant Catalog

64 Pages of News about the Amazing Technological Breakthroughs in the Mini-Micro Computer Field!

**CATALOG INCLUDES:**

1. Reproductions of manufacturers complete catalogs including IMSAI's—normally \$1.00
2. Articles and news on Mini-Micro Computers
3. \$2.00 Gift Certificate
4. Includes all this and more!

**CATALOG OFFERS ITEMS LIKE:**


1. \$289 complete Computer System for home use—Not a kit!
2. Thorough Home Study Course on How To Computer Program—Includes text books and computer!
3. Low cost New and Used Peripherals
4. Many more items!

Send \$1.00 now (refundable on first order) or Free with Business Card!

**Newman Computer Exchange**  
1250 North Main, Dept. 31  
Ann Arbor, Michigan 48104

CIRCLE 45 ON FREE INFORMATION CARD

## FREE 56 Page CATALOG



**ELECTRONIC COMPONENTS, TEST EQUIPT, TOOLS, HARDWARE, PC AIDS Etc.**

### BUY DIRECT WITH CONFIDENCE

**AUDIO:** Speakers, earphones, microphones, headphones  
**CAPACITORS:** Ceramic, electrolytic, mylar, non-polar tantalum, high-voltage, mica trimmer, variable  
**CONNECTORS:** Plugs, jacks, binding posts, hardware, alligator clips, battery snaps, terminals, lugs  
**LAMPS:** Incandescent, argon, neon, flash, lamp holders  
**MISCELLANEOUS:** Batteries, holders, chassis fuses, line cords, knobs, antennas, chemicals, kits  
**PRINTED CIRCUIT AIDS:** Design templates, tapes and symbols, breadboarding kits, PC fabrication kits  
**RESISTORS:** Composition film, power, slide, pots  
**SEMI-CONDUCTORS:** Transistor, diode, thyristor, IC  
**SOCKETS:** AC, IC, transistor, tube, lamp, fuseholder  
**SOLDERING EQUIPMENT:** Irons, holders, guns, solder tips, flux, cordless irons, tip cleaning devices  
**SWITCHES:** Slide, rotary, toggle, knife, push-button  
**TESTERS:** Precision, multimeters, cordless VTVMs  
**TOOLS:** Screwdrivers, nutdrivers, wrenches, pliers, snips, drill bits, punches, micrometers, cutters  
**TRANSFORMERS:** Filament, IF, power, audio, isolation, trigger, variable, AC adapters, line matching

**MOUSER ELECTRONICS**  
11511 WOODSIDE AVE., LAKESIDE, CA. 92040  
Phone (714) 449-2220 TWX 910-331-1175

CIRCLE 80 ON FREE INFORMATION CARD

# market center

**CLASSIFIED COMMERCIAL RATE** (for firms or individuals offering commercial products or services). \$1.40 per word . . . minimum 15 words.

**NONCOMMERCIAL RATE** (for individuals who want to buy or sell personal items) 85¢ per word . . . no minimum.

**ONLY FIRST WORD AND NAME** set in bold caps. Additional bold face (not available as all caps) at 10¢ per word. Payment must accompany all ads except those placed by accredited advertising agencies. 10% discount on 12 consecutive insertions, if paid in advance. All copy subject to publisher's approval. Advertisements using P.O. Box address will not be accepted until advertiser supplies publisher with permanent address and phone number. Copy to be in our hands on the 26th of the third month preceding the date of the issue (i.e. August issue closes May 26). When normal closing date falls on Saturday, Sunday or a holiday, issue closes on preceding working day.

### BUSINESS OPPORTUNITIES

**INCREASE TV set sales** with your own, exclusive newspaper column. For free details, write **TELEVISION TIPS**, P.O. Box 157, Clarkston, GA 30021

### HIGHLY PROFITABLE ONE-MAN ELECTRONIC FACTORY

Investment unnecessary, knowledge not required, sales handled by professionals. Ideal home business. Write today for facts! Postcard will do. Barta-BL, Box 248, Walnut Creek, CA 94597.

### WANTED

**QUICK cash . . .** for electronic equipment, components, unused tubes. Send list now! **BARRY**, 512 Broadway, New York, NY 10012, 212 Walker 5-7000

### PLANS & KITS

**SAVE 50%.** Build your own speaker systems. Write: **MC GEE RADIO ELECTRONICS**, 1901 McGee Street, Kansas City, MO 64108



Wurlitzer reproductions

### ORGAN KITS KEYBOARDS

THE ULTIMATE IN DESIGN AND SOUND  
DEMO RECORD AND BROCHURE \$1.00

**DEVTRONIX ORGAN PRODUCTS**, Dept. 4B  
5872 Amapola Dr. • San Jose, CA 95129

### GI AY3-8500 TV GAME CHIP 6 IN ONE GAME CHIP

Play tennis, squash, hockey, practice and 2 shooting galleries. Selectable paddle size, ball speed and angle on screen auto scoring and pong sounds—all on one 28 pin IC. Includes complete spec sheet, schematic and parts list for building your own one chip TV home game. Satisfaction Guaranteed \$29.95 Calif Res add 6% tax. **KEMIT ELECTRONICS** P.O. Box 62076 Sunnyvale, CA 94086

**ORGANS—PA Systems**, electronic pianos—string synthesizers—speakers—guitar amplifiers—electronic sound rotators. Modern integrated circuitry. Factory assembled or easy-to-build custom kits. Send one dollar (refunded with first purchase) to **WERSI ELECTRONICS**, Dept. A, 5318, Lancaster, PA 17601

### DIGITAL CLOCKS/CIRCUIT BOARDS

Clock .....	\$22.00	All units fully assembled and calibrated.
with Alarm .....	\$25.00	
Auto Clock .....	\$28.00	
Car Tachometer ....	\$25.00	

(2 digit, overspeed indication. Specify 4, 6, or 8 cylinder).

**RUPLE-SONGER ELECTRONICS**  
1019 East Clay  
Decatur, IL 62521  
Ill. res. add 5% tax.

CIRCUIT BOARDS made to order from your drawings or photos. New electronic components and TEN TEC enclosures. Please enclose 13 cent stamp for a free catalogue with updating service.

### EDUCATION & INSTRUCTION

**TELEPHONE** bugged? Don't be Watergated! Countermeasures brochure \$1.00. **NEGEYE LABORATORIES**, Box 547-RE, Pennsboro, WV 26415

YOUR HOBBY EXPENSES ARE

## TAX DEDUCTIBLE!

FOR FREE INFORMATION WRITE  
**FINANCIAL MANAGEMENT ASSOC., INC.**  
BOX 82129 AD SAN DIEGO, CA 92138

**FREE** educational electronics catalog. Home study courses. Write to: **EDUKITS WORKSHOP**, Dept. 286G, Hewlett, NY 11557



The Memory ? Concentration ? Timing Game.


Send \$1.00 (refundable with order) for illustrative information packet. Includes technical description circuit functions, component line up, and game dynamics.  
**visulex** P.O. Box 4204R Mountain View, CA 94040

# POCKET SOLID STATE CIRCUIT TESTER

The famous <sup>original</sup> Cricket is now portable - at 1/3 less cost


## BUY IT AT FORDHAM

- Call collect for Mr. Louis and place your order today.
- Master Charge, BankAmericard and C.O.D.'s accepted.



**THE ONLY POCKET PORTABLE TESTER WITH . . . .**


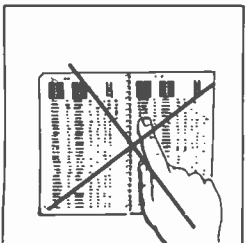
**PROVEN 99.9% RELIABLE TEST** using the famous patented phase inversion gain test for accurate "Good-Bad" tests that eliminate transistor guesswork and substitution. **SPEEDY IN- OR OUT-OF-CIRCUIT TEST** by connecting the E-Z Mini-Hook<sup>®</sup> leads in any order and rotating the big Permutator switch. You know the device is good when you hear the exclusive Cricket "chirp". **METERED LEAKAGE TESTS** help reduce callbacks and intermittent headaches by catching those transistors that are "just starting to go bad."




**POCKET THE TF40 TO CHECK TRANSISTORS/FETS IN THE FIELD OR ON THE BENCH . . .**

It's **COMPLETELY PORTABLE** to go to the job site in the compact, rugged case with 3-Way Power for 9V battery, rechargeable, or AC operation. **NO SET-UP INFO NEEDED.**

**ED.** In fact, the TF40 will tell you the polarity, identify all three leads, and even determine an FET from a transistor. Now you can install replacements the right way the first time--everytime! **100% SAFE TEST IN SECONDS** is so easy to do, even a non-technical person can perform this simple test without damaging components as other testers can.



## SENCORE TF40 TRANSISTOR/FET TESTER



**BACKED BY SENCORE'S 100%  
MADE RIGHT LIFETIME GUARANTEE**

### YOUR ONE STOP DISCOUNT CENTER

Complete line of tubes, tools and electronic supplies.  
Send for FREE 148 page catalog.  
Complete line of Sencore test equipment.

# FORDHAM

**RADIO SUPPLY CO., INC.**  
855R Conklin St., Farmingdale, N.Y. 11735  
Tel: (516) 752-0050

CIRCLE 53 ON FREE INFORMATION CARD



# CLOCKS

6 digit AUTOMOTIVE CLOCK KIT complete with a CRYSTAL TIMEBASE accurate to .01 percent. 12 volts d.c. operation - built in noise suppression and voltage spike protection. Readouts blank when ignition is off - draws 25 mA in standby mode. Has .3 in. readouts. Use it in your car or for all applications where a battery-operated clock is needed. Approximate size 3" x 3.5" x 1.75"

WITH BLACK PLASTIC CASE \$34.95 ppd.  
WITHOUT CASE \$29.95 ppd.  
ASSEMBLED AND TESTED \$45.95 ppd.

MM 5320 TV CAMERA SYNC GENERATOR - this LSI chip supplies the basic sync functions for either color or monochrome 525 line/60 Hz. camera and video applications. The price is \$4.95 ppd. and includes the data sheet.

CMOS CRYSTAL TIMEBASE KITS with .01 percent accuracy. 5-15 v.d.c. operation. Draws only 3 mA at 12 volts. Single I.C. - very small size - the P.C. board is 7/8" x 1-5/8". Choose a main output of 50 or 100 Hz., 60 Hz., 500 or 1000 Hz., or 1 Hz. Several related frequencies are also available on each board, in addition to the main ones listed above. Be sure to specify the frequency you want. All kits are \$10.95 ppd.

Flyer available - write for it or circle the reader service card.



CIRCLE 7 ON FREE INFORMATION CARD

## ADVERTISING INDEX

RADIO-ELECTRONICS does not assume any responsibility for errors that may appear in the index below.

Free Information Number	Page
30	Allison Automotive .....89
70	Alpine ..... 87
76	American Audioport .....24
33	American Technology .....37
5	AP Products ..... 80
78	B&K-Div. of Dynascan ..... 32-33
	CIE-Cleveland Institute of Electronics 60-63
19	Cobra-Div. of Dynascan ..... Cover IV
13,14	Continental Specialties ..... 38,88
	Cowan Publishing .....86
	CREI-Div. of McGraw-Hill Continuing Education ..... 26-29
65	Cybersystems ..... 78
79	Dana Labs ..... 84
31	Delta Products ..... 37
48	Digital Concepts ..... 84
1	Eastern Industries (Gem's) ..... 90
27	Edmund Scientific ..... 112
67	EICO ..... 16
	E&I Instruments .....83
	EMC-Electronic Measurement ..... 91
47	Empire Scientific ..... 12
11	Enterprise Development ..... 22
6	Fidelity Sound ..... 30
84	GC Electronics .....87
3	General Electric ..... 5
10,62	Graham School of Electronics ..... 79,86
	GTE Sylvania-Consumer Renewal ..... 21
22	Hal Communications .....81
100	Heath ..... 18-19
77	Hickok Electrical Instruments ..... 23
	IMS Associates ..... 22
59	Indiana Home Study Institute ..... 82

## Free Information Number Page

39	International Crystal Mfg. ....78
26	ISCEI .....91
56	Jerrold ..... Cover III
82	Lectrotech .....31
41,40	MITS-Micro Instrumentation Telemetry Systems ..... 1,14-15
4	Mountain West Alarm Supply .....82
43	MTI ..... 90
15	National Camera Supply .....31
	National Radio Institute (NRI)-Div. of McGraw-Hill Continuing Education Center ..... 8-11
81	Optoelectronics ..... 85
73	PAIA Electronics .....34
60	PTS Electronics ..... 82
23	Radatron .....87
	Radio Shack .....35
	RCA Distributor & Special Products 80-81,88-89
66	Rye Industries ..... 91
	H.W. Sans ..... 13,36
38	SBE ..... 2
28	Scelbi Computers .....24
29	Schober Organ .....91
2	Senore ..... 79
83	Shure Brothers .....20
71	Southwest Technical Products .....17
9	TAB Books ..... 77
68,69	Telematic-Div. of UXL ..... 30,77
24	Triplett ..... Cover II
8	Tri-Star ..... 16
44	VIZ Mfg. ....34
61	Wahl Clipper ..... 77
	Webster Dictionary .....7
17	Weller-Xcelite-Div. of Cooper Industries 25

### MARKET CENTER

	American Surplus Trading .....98
	American Used Computer .....102
	ATV Research ..... 100
34	Babylon Electronics ..... 97
	Karel Barta .....92
	CFR Associates .....92
	Consumertronics ..... 98
	Command Productions .....98
64	Delta Electronics .....110
	Devtronix Organ Products ..... 92
74	Digi-key ..... 100
	Fair Radio Sales ..... 98
53	Fordham Radio Supply .....93
16	Formula International ..... 99
	Financial Management Associates .....92
32	Godbout Electronics .....100
57	Hobby-tronix ..... 104
	Information Unlimited ..... 98
12	International Electronics ..... 101
	Interfab .....102
21	Jade ..... 103
35,36,37	James ..... 105,108,109
	Kemit Electronics ..... 92
	Lab Science ..... 102
	Lakeside Industries ..... 100
46	Meshna ..... 100
58	Mini Micro Mart ..... 106
80	Mouser Electronics ..... 92
51	New-Tone .....110
45	Newman Computer Exchange .....92
7	Nexus Trading .....94
18	Olson Electronics ..... 104
25	Poly Paks ..... 111
42	Quest .....98
	Ruple-Songer Electronics ..... 92
75	S.D. Sales ..... 107
52	Solid State Sales ..... 102
20	Surplus Center ..... 102
72	Stanley Lin ..... 94
	Trintronics Limited ..... 102
	Trumbell ..... 98
49	TV Tech ..... 106
	Valley West .....98
	Visulex ..... 92,102

# SUPER VALUE!

- ICS Socketed
- Push button Switches on Main PC Board
- Open chassis for Easy Assembly

## 2 IN 1 DMM-COUNTER




FCM-6  
6 DIGIT  
40 MHz KIT  
\$179.95

Size 10W x 3-1/2H x 9D

FCM-8  
8 DIGIT  
150 MHz KIT  
\$219.95

Meter: Auto polarity and overrange indicator. 11 Meg. Ohm input impedance. Four overlapping ranges on AC-DC volts and current to 1KV and 1 AMP and five ranges on ohms to 1 Meg. Ohm. 500% overrange capability, except current. Accuracy:  $\pm 1\%$ ,  $\pm 1$  count DC,  $\pm 1.5\%$ ,  $\pm 1$  count AC and Ohms. Counter: Same as FCC-8.

## CAPACITANCE COUNTER



NOW, IT IS  
A DREAM TO  
MEASURE  
YOUR  
CAPACITORS.  
KIT

\$79.95


Size 7W x 3H x 8D

ASSEMBLED  
\$99.95

$\pm 1\%$   $\pm 1$  count ( $\pm 1$  pfd. below 100 pfd.)  
Four ranges from pico farads to several thousand microfarads. Features crystal timebase reference for stability. Auto-cycling.

- Deluxe Metal Cabinet
- Complete Step-by-step Instruction & Diagrams
- .3 in. 7-Seg. LED Readouts

## FREQUENCY COUNTER




FC-6  
30 MHz KIT  
\$89.95

Size 7W x 3H x 8D

FC-6H  
150 MHz KIT  
\$109.95

Perfect for CBers, hams, hobbyists, technicians. Hi Z input, 100MV sensitivity. Frequency 10 Hz to over 30 Mhz. (FC-6) and 100 Hz to over 150 Mhz. (FC-6H). Crystal timebase. 5 ppm.



FCC-8  
8 DIGIT  
150 MHz KIT  
\$149.95

Size 10W x 3-1/2H x 9D

Hi Z input. Sensitivity 100 millivolts at 150 Mhz. Readout Hz., Khz., or Mhz. Resolution 1 Hz. to 10 Mhz and 10 Hz above Crystal time base - 5 ppm.

Add \$2.50 Shipping/Handling Each  
California Residents Add 6% Sales Tax

Mastercharge and Bankamericard

Low Cost Assembled and Tested Modules  
for Stopwatch, Freq. Counter and  
Multimeter Available. Write or Call.

**LIN CORP.** 15311 S. Broadway, Gardena, California 90248 (213) 532-8809

CIRCLE 72 ON FREE INFORMATION CARD

# Babylon-Pac super SALE! Each pac only \$1.98

All pac's are first quality (no fallout), tested and guaranteed.

<b>Linear pac</b> 8 assorted linears in mini-DIP or TO-5/741 op amp. LM307 op amp, LM 703 RF-IF amp, with data and circuits \$1.98	<b>Flip-Flop pac</b> 10 assorted Flip-Flops. Dual JK's, RST's, and low power FF's, with data \$1.98	<b>Regulators</b> 4 LM723 DIP variable regulators. 2-40V, with data \$1.98
<b>TTL Gates</b> 15 assorted DIP's 7400 series-7420, 7430, 7440, etc... All prime, marked parts, with data \$1.98	<b>LED pac</b> 10 assorted discrete LED's-green, red, and infra-red, with data. \$1.98	<b>Comparator pac</b> 5 assorted DIP's--LM311, 710, 711... with data \$1.98
<b>Diodes</b> 100 Germanium computer signal diodes with leads trimmed for PCB mounting. \$1.98	<b>Linear pac</b> 8 assorted linears in mini-DIP or TO-5/741 op amp. LM307 op amp, LM 703 RF-IF amp, with data and circuits \$1.98	<b>Resistors</b> 100 low 5% resistors of any single standard value from 2.7 ohm to 1M ohm. Not an ass't. \$1.98


Buy 5 pac's for \$9.90 and pic-a-pac for 10¢

<b>739 pac</b> 5 Linears--dual low noise stereo amplifier 739. With data. \$1.98	<b>DIP RC Network</b> 50 assorted 14 and 16 ohm IC packages containing precision resistors and capacitors--no data available \$1.98	<b>Transistor pac</b> 40 assorted TO-92 plastic transistors--PNP's and NPN's, mostly Fairchild house marked. \$1.98
<b>Silicon Diode pac</b> 40 Silicon Signal Diodes PIV better than 200V!! Leads trimmed for PCB mounting \$1.98	<b>Capacitors</b> 20 25mfd 6V tantalum capacitors-5/16"x1/4" x1/8"-long leads, PCB mount. Some \$1.98 unmarked. Ideal for TTL logic.	<b>TIP31A pac</b> 5 TIP31A NPN Power Transistor: HFE-30; IC-3A; VCEO-60V; 40W. Power tab w/ formed leads \$1.98
<b>Trim pots.</b> 12 Miniature & subminiature PCB potentiometers, assorted values from 1K to 25K, by Piher, Stackpole, etc. \$1.98	<b>UNTESTED PACS Transistors</b>	
<b>TTL 270</b> 25 Quad 2 input NAND gates, pin compatible with SN7400. Current drain 1/2 of 7400 and speed is less. New units branded Sigmatic and marked "270". \$1.98 with data	<b>CMOS pac</b> 30 Untested CMOS ICs. All factory marked-- \$1.98	<b>40 Assorted GE power tube series--NPN, PNP and some Darlingtons. Untested, pin connections supplied. \$1.98</b>
	<b>Axial Rectifiers</b> 30 Axial Rectifiers. Untested. 1 Amp-1200V. Cosmetic rejects due to poor plating. \$1.98	<b>IC Assortment</b> 100 Untested ICs, all DIP, mostly TTL--some marked, housemarked, or unmarked. \$1.98

### LINEARS

NE555	PRECISION TIMER MINI DIP	5.70
NE560	PHASE LOCK LOOP DIP	2.95
NE565	PHASE LOCK LOOP DIP	2.95
5558	DUAL 741 OP AMP MINI DIP	1.00
709	POPULAR OP AMP TO-5	.30
710	VOLTAGE COMPARATOR DIP	.30
711	DUAL VOLTAGE COMP. DIP	.24
739	STEREO AMPLIFIER DIP	.50
741	OP AMP MINI DIP - TO-5	.35
748	OP AMP TO-5.	.80
HA2500	HARRIS OP AMP TO-5	.80
LM3500	POSITIVE DC REGULATOR TO-5	.75
LM301	HI PERF. AMPL. MINI-DIP.	.50
LM302	VOLTAGE FOLLOWER TO-5.	1.25
LM305	PRECISION VOLT. REGULATOR TO-5	1.00
LM307	OP AMP TO-5 - MINI-DIP	.35
LM308A	PRECISION OP AMP TO-5.	1.00
LM311	VOLTAGE COMPARATOR MINI-DIP.	1.25
LM370	AGC AUDIO AMP DIP - TO-5	1.75
LM380	2 WATT AUDIO AMP DIP	1.35
LM381	LOW NOISE STEREO AMP DIP	1.75
9601	POTENTIOMETER MULTIVIBRATOR DIP	.55
9602	DUAL 9601.	.95
MC1546	HI VOLTAGE OP AMP TO-5	1.55
CA3018	2 TRANSISTORS AND A DARLINGTON CONNECTED PAIR TO-5.	1.00
CA3026	TRANSISTOR ARRAY w/ 2 INDEPENDENT DIFFERENTIAL AMPLIFIERS	1.00
CA3036	LOW NOISE DUAL DARL. ARRAY	1.00
CA3081	7 NPN TRANSISTORS WITH COMMON EMITTER CONN. DIP.	1.00
75491	QUAD SEGMENT DRIVER.	1.00
75492	HEX DIGIT DRIVER	1.00

### POTTER BRUMFIELD



Type KHP Relay  
4 PDT 3A Contacts  
24V DC ... \$1.50 (650 coil)  
120V AC. \$1.75 (10.5 MA coil)

### CD-2 COUNTER KIT



This kit provides a highly sophisticated display section module for clocks, counters, or other numerical displays. Unit is .8" x 4 3/8", and requires a 5V power source. Kit includes 2-sided PC board with plated-through holes. 7490, 7475, 7447, RCA DR2010, complete instructions, and Molex. When ordering please specify single digits or panels of up to 10 digits (with all interconnects.)

COMPLETE KIT \$7.95 per digit

### CD-3 COUNTER KIT


This kit can be programmed to count to any modulus: 2-9 for one kit, 2-99 for two kits, etc. Includes all as in CD-2, 2 resistors, 3 diodes, but without the 7475 quad latch. Perfect for displays of seconds, minutes, hours, etc. Full instructions included.



When ordering please specify single digits or panels of up to 10 digits (with all interconnects.)

COMPLETE KIT \$6.25 per digit

### 12V DC Relay




DPDT - 1A Contacts  
Prime - 500 ohm coil  
PCB - rated 12V, but works well at 6V.  
Dimensions: 1 1/16" x 1 3/16" x 1 5/16"

Each \$1.35 Ten for \$12.50

### KEYBOARD ASSEMBLY

TRW Data Systems unit; 10 keys 0-9; 3 (or 4) 24V lamps; printed circuit board w/14 1N4001 diodes, capacitors, transistor, and resistors. All mounted in an attractive case approx. 4" x 4 1/2" x 2 1/2". These are used; no schematic is available. EACH \$6.95

### RCA Numitron DR2010



EACH \$ 5.00  
5 for 20.00  
10 for 37.50

### 3 Amp Power Silicon Rectifiers

MARKED AXIAL PACKAGE

PRV	EACH	PRV	EACH
50	\$ 0.06	600	\$ 0.24
100	.13	700	.27
200	.15	800	.30
300	.18	900	.40
400	.20	1000	.50
500	.22	1200	.60

140C \$ .70

### MOLEX

500	\$ 4.50
1000	8.00
2000	15.00
5000	35.00
10000	70.00
25000	150.00

### Capacitors

PCB vertical mount tantalum capacitors--shown's actual size.

25¢ each

- 6.8 µfd 6V
- 33 µfd 10V
- 0.7 µfd 16V
- 10 µfd 25V

### TRANSISTORS

2N4248-HEP715, PNP, 40V.	2N2222-NPN, 1.8W, 40V
Each 15c 10/\$1.00	Each 20c 10/\$1.75
2N5964-HEPS0005, NPN 150V.	2N4400-NPN, 40V.
Each 15c 10/\$1.00	Each 15c 10/\$1.35

### 7400dip

7400	.16	74172	.60
74400	.18	7473	.25
7401	.16	74173	.75
7402	.21	7474	.30
7404	.18	74H74	.75
74H04	.30	7475	.50
7405	.24	7476	.30
7406	.25	74178	.70
7408	.25	7480	.50
74H08	.30	7483	.50
7410	.18	7490	.50
74H10	.30	7492	.35
7413	.45	7493	.55
7417	.35	7495	.65
7420	.16	74195	1.00
74120	.25	74107	.25
74H20	.18	74110	1.00
74H22	.30	74123	.75
7426	.29	74125	1.00
7430	.16	74145	1.10
74H30	.30	74154	1.00
74L30	.30	74155	.90
7440	.15	74157	.90
7441	.89	74163	.90
7442	.50	74164	1.20
7447	.80	74165	1.00
7448	.80	74166	1.40
7450	.16	74174	1.00
74H50	.30	74177	.80
7451	.16	74178	1.00
74H51	.25	74180	1.00
7453	.16	74192	.90
74L54	.25	74193	1.00
74L55	.25	74197	.80
7460	.16	75491	1.00
74L71	.20	75492	1.00
7472	.40		

### CMOS

CD4001	\$.29	CD4029	2.25
CD4002	.29	CD4030	.65
CD4009	.59	CD4042	1.50
CD4010	.59	74C20	.65
CD4011	.29	74C42	2.00
CD4012	.29	74C160	2.50
CD4013	.69	74C195	2.25
CD4015	1.90	74C74	1.00
CD4016	.69	74C151	2.50
CD4019	.69		

### NATIONAL MOS TO-5


STATIC SHIFT REGISTERS

MMS04	dual 16 bit	\$1.50
MMS05	dual 32 bit	1.75
MMS50	dual differential analog switch	2.50

DYNAMIC SHIFT REGISTERS


MMS02	dual 50 bit	\$1.25
MMS06	dual 100 bit	1.75
MMS006	dual 100 bit	1.50
MMS013	1024 bit	2.25

### FULL WAVE BRIDGE RECTIFIERS



25A - 500 PIV \$2.50 ea. 10/\$20.00  
25A - 100 PIV \$1.50 ea. 10/\$12.50

### DIP TRIMMER



-12 turn trim pots which plug into a DIP socket  
-5K and 200K  
-1/4" x 1/4" x 1/4"  
-4 leads spaced .3" x .2"

Each \$3.65 10 for \$4.95

### SPACE AGE CLOCK KIT




Instructions & parts - 12 or 24 hour format.  
Four digit clock kit includes all parts for complete clock: 3 1/2" x 2 1/2"  
-FN0 70 readouts  
-M5314 clock chip & all transistors, etc.  
-extruded aluminum case  
-cord with transformer plug

**\$16.95**

### KEYBOARD ASSEMBLY

TRW Data Systems unit; 10 keys 0-9; 3 (or 4) 24V lamps; printed circuit board w/14 1N4001 diodes, capacitors, transistor, and resistors. All mounted in an attractive case approx. 4" x 4 1/2" x 2 1/2". These are used; no schematic is available. EACH \$6.95

### AP Super Strip



AP 14 pin test clip... \$3.50  
16 pin test clip... 3.80

**\$15.00**

MONEY BACK GUARANTEE ON ALL GOODS: Phone (916) 334-2161

Orders under \$7.00 add \$1.00 postage and handling. Residents of Cal. add sales tax. Orders shipped promptly. \$10 minimum on C.O.D.s.

4511 Myrtle Ave. Sacramento, CA 95841

Mail orders to: P.O. Box 41778 Sacramento, CA 95841

Send a stamp for our flyer listing more money-saving bargains!

**BABYLON ELECTRONICS**

Your BANKAMERICARD

# We have 400,000 reels of great recording tape to unload.

\$30.00 gets you thirty reels (\$225 value), or \$12.50 gets you ten reels (\$80 value). Call for quantity prices. These are government surplus, and fully guaranteed, professional quality mylar tapes on 10 1/2" plastic reels, 1/4" wide, 1 MIL with 3600 feet per reel.

Sounds crazy? We can sell brand name tapes at these ridiculous prices because we're the only supplier who bought up 400,000 reels.

Mail your order, name and address, with check or money order (N.Y. residents: add tax) to:

## AMERICAN SURPLUS TRADING

Dept. R  
332 Canal Street  
New York, N.Y. 10013  
(212) 966-5650

UNLOCK your future. Become Professional Locksmith by spare time homestudy. \$13.00 in an hour possible. All tools, equipment included. Facts FREE. Send name. **LOCKSMITHING INSTITUTE** (homestudy), Dept. 1339-017, Little Falls, NJ 07424

### F.C.C. EXAM MANUAL

PASS FCC EXAMS! Memorize, study—Test! Answers for FCC 1st and 2nd class Radio telephone licenses. Newly revised multiple choice questions and diagrams cover all areas tested in FCC exams, plus Self-Study Ability Test. \$9.95 postpaid. Money-back guarantee.

COMMAND PRODUCTIONS P.O. BOX 26348 E  
RADIO ENGINEERING DIV SAN FRANCISCO, CAL. 94126

GRANTHAM's FCC License Study Guide—377 pages, 1465 questions with answers/discussions—covering third, second, first radiotelephone examinations. \$10.70 postpaid. **GSE PUBLICATIONS**, 2000 Stoner, Los Angeles, CA 90025

### ELECTRONICS DESIGN NEWSLETTER

- ★ Logic Design Techniques
- ★ Digital & Linear Design Theory & Procedures
- ★ Construction Projects

Learn Design Techniques! Win for FREE CATALOG of Parts & Kits

Subscription \$6 Sample Copy \$1  
VALLEY WEST Box 2119-L Sunnyvale, CA 94087

### FOR SALE

NEW adjustable three output regulated power supply, plus 900 parts worth \$400.00 list. Solid state car television television recorder electronic unit. Schematics, parts cross reference. Heathkit television transistor substitutions. Power CB radios, microprocessors. \$17.95 plus \$3.50 S&H, USA. Free brochure. Master Charge, BankAmericard. Satisfaction guaranteed. **MADISON ELECTRONICS COMPANY, INCORPORATED**, Box 369, D101, Madison, AL 35758

# Govt. SURPLUS ELECTRONIC EQUIPMENT CATALOG

New ITEMS . . . New BARGAINS!  
**FREE UPON REQUEST!**  
if you haven't received our new Catalog, write for free copy today. Address: Dept. RE

**FAIR RADIO SALES**  
1016 E. EUREKA • Box 1105 • LIMA, OHIO • 45802

RECONDITIONED test equipment. \$0.50 for catalog. **WALTER'S TEST EQUIPMENT**, 2697 Nickel, San Pablo, CA 94806

LOW cost digital/analog test equipment. Exceptional values. Free catalog. **SALEN ELECTRONICS**, P.O. Box 82, Skokie, IL 60076

SEMICONDUCTOR and parts literature, J. & J. **ELECTRONICS**, Box 1437R, Winnipeg, Manitoba, Canada. U.S. Inquiries Invited.

**SURPRISE!** Build inexpensively, the most unusual test instruments, futuristic gadgets using numerical readouts! Catalogue free! **GBS**, Box 100B, Greenbank, WV 24944

### SAVE ELECTRIC POWER!

Save up to 80% electrical power with this unique, inexpensive, portable, permanent and legal method applicable for shops, homes, factories, businesses, farms, sites. 100% Refund Guaranteed if not scientifically sound or if it employs gimmicks.

### CONSUMERTRONICS CO.

Information \$1.00  
P.O. Box 542 Alamogordo, N.M. 88310

CANADIAN discount and factory clearouts catalog. Top brand stereo equipment, calculators, test gear, CB & communications, telephones. Factory dumps—government surplus. Amazing bargains. Unusual items, Rush \$1. **ETCO-RE**, 521 5th Ave., NYC, 10017

NEW Canadian Magazine, "Electronics Workshop", \$5.00 yearly, sample \$1.00. **ETHCO**, Box 741 "A", Montreal

## PRINTED CIRCUIT

Positive Acting Photo Resist; Carbide bits; Bubble etchers; Artwork; Epoxy Glass Boards.

Send stamp & address label for flyer  
**TRUMBULL**  
833 Balra Dr., El Cerrito, CA 94530

FREE catalog. IC's, Semi's. **CORONET ELECTRONICS**, 649A Notre Dame W., Montreal, Que. Canada. H3C-1H8. US Inquiries.

**RADIO & TV tubes 36¢ each.** One year guaranteed. Plus many unusual electronic bargains. Free catalog. **CORNELL**, 4217-E University, San Diego, CA 92105

**MANUALS** for Govt. surplus radios, test sets, scopes, List 50¢ (coin). **BOOKS**, 7218 Roanne Drive, Washington, DC 20021

### AMAZING ELECTRONIC PROJECTS and PRODUCTS:

Lasers Super Powered, Burning, Cutting, Rifle, Pistol, Pocket. See in Dark—Shotgun Directional Mike—Unscramblers—Giant Tesla—Stunwand—TV Disrupter—Energy Producing, Surveillance, Detection, Electrifying, Ultrasonic, CB, Auto and Mech. Devices, Hundreds More—All New Plus INFO UNLTD PARTS SERVICE. Catalog \$1. Information Unlimited, Box 626, Lord Jeffrey Court, Amherst, N.H. 03031.

**IN-circuit transistor tester.** Tone indicates good transistor. Plans \$2.00. **ZACH SCIENTIFIC**, 39 Bayberry Lane, Levittown, NY 11756

P.O. Box 4430E Santa Clara, CA 95054  
(408) 988-1640

# QUEST ELECTRONICS

Same day shipment. First line parts only. Factory tested. Guaranteed money back. Quality IC's and other components at factory prices.

### INTEGRATED CIRCUITS

74007TL	SN74LS04N	39	LM309B	1.00	CD4020	1.35	74C150	2.00
SN7420N	SN74LS08N	39	LM703H	40	CD4021	2.00	74C192	2.40
SN7420N	SN74LS10N	39	LM709H	28	CD4023	2.5	74C221	2.75
SN7420N	SN74LS20N	34	LM723N	44	LM732A	1.20	74C925	10.50
SN7414N	SN74LS28N	41	LM741N	89	CD4025	3.95	74C927	12.00
SN7420N	SN74LS30N	35	LM741CN	89	CD4026	3.95		
SN7420N	SN74LS38N	39	LM741N	25	CD4027	3.5	8095	7.5
SN7420N	SN74LS42N	39	LM741N	82	CD4028	3.5	8097	7.5
SN7420N	SN74LS47N	75	LM741N	2.20	CD4040	2.25	8098	7.5
SN7420N	SN74LS49N	110	LM741N	3.5	CD4042	2.00	8099	7.5
SN7420N	SN74LS50N	89	LM741N	3.90	CD4044	2.00	8100	7.5
SN7420N	SN74LS51N	89	LM741N	3.90	CD4046	2.00	8101	4.50
SN7420N	SN74LS52N	89	LM741N	3.90	CD4048	2.00	8102	8.95
SN7420N	SN74LS53N	89	LM741N	3.90	CD4050	2.00	8103	3.10
SN7420N	SN74LS54N	89	LM741N	3.90	CD4052	2.00	8124	3.50
SN7420N	SN74LS55N	43	LM741N	3.90	CD4056	2.00	8125	3.20
SN7420N	SN74LS56N	1.00	LM741N	3.90	CD4068	2.00	8126	2.75
SN7420N	SN74LS57N	1.00	LM741N	3.90	CD4069	2.00	8127	2.45
SN7420N	SN74LS58N	1.00	LM741N	3.90	CD4072	2.00	8128	2.45
SN7420N	SN74LS59N	1.00	LM741N	3.90	CD4073	2.00	8129	2.45
SN7420N	SN74LS60N	1.00	LM741N	3.90	CD4074	2.00	8130	2.45
SN7420N	SN74LS61N	1.00	LM741N	3.90	CD4075	2.00	8131	2.45
SN7420N	SN74LS62N	1.00	LM741N	3.90	CD4076	2.00	8132	2.45
SN7420N	SN74LS63N	1.00	LM741N	3.90	CD4077	2.00	8133	2.45
SN7420N	SN74LS64N	1.00	LM741N	3.90	CD4078	2.00	8134	2.45
SN7420N	SN74LS65N	1.00	LM741N	3.90	CD4079	2.00	8135	2.45
SN7420N	SN74LS66N	1.00	LM741N	3.90	CD4080	2.00	8136	2.45
SN7420N	SN74LS67N	1.00	LM741N	3.90	CD4081	2.00	8137	2.45
SN7420N	SN74LS68N	1.00	LM741N	3.90	CD4082	2.00	8138	2.45
SN7420N	SN74LS69N	1.00	LM741N	3.90	CD4083	2.00	8139	2.45
SN7420N	SN74LS70N	1.00	LM741N	3.90	CD4084	2.00	8140	2.45
SN7420N	SN74LS71N	1.00	LM741N	3.90	CD4085	2.00	8141	2.45
SN7420N	SN74LS72N	1.00	LM741N	3.90	CD4086	2.00	8142	2.45
SN7420N	SN74LS73N	1.00	LM741N	3.90	CD4087	2.00	8143	2.45
SN7420N	SN74LS74N	1.00	LM741N	3.90	CD4088	2.00	8144	2.45
SN7420N	SN74LS75N	1.00	LM741N	3.90	CD4089	2.00	8145	2.45
SN7420N	SN74LS76N	1.00	LM741N	3.90	CD4090	2.00	8146	2.45
SN7420N	SN74LS77N	1.00	LM741N	3.90	CD4091	2.00	8147	2.45
SN7420N	SN74LS78N	1.00	LM741N	3.90	CD4092	2.00	8148	2.45
SN7420N	SN74LS79N	1.00	LM741N	3.90	CD4093	2.00	8149	2.45
SN7420N	SN74LS80N	1.00	LM741N	3.90	CD4094	2.00	8150	2.45
SN7420N	SN74LS81N	1.00	LM741N	3.90	CD4095	2.00	8151	2.45
SN7420N	SN74LS82N	1.00	LM741N	3.90	CD4096	2.00	8152	2.45
SN7420N	SN74LS83N	1.00	LM741N	3.90	CD4097	2.00	8153	2.45
SN7420N	SN74LS84N	1.00	LM741N	3.90	CD4098	2.00	8154	2.45
SN7420N	SN74LS85N	1.00	LM741N	3.90	CD4099	2.00	8155	2.45
SN7420N	SN74LS86N	1.00	LM741N	3.90	CD4100	2.00	8156	2.45
SN7420N	SN74LS87N	1.00	LM741N	3.90	CD4101	2.00	8157	2.45
SN7420N	SN74LS88N	1.00	LM741N	3.90	CD4102	2.00	8158	2.45
SN7420N	SN74LS89N	1.00	LM741N	3.90	CD4103	2.00	8159	2.45
SN7420N	SN74LS90N	1.00	LM741N	3.90	CD4104	2.00	8160	2.45
SN7420N	SN74LS91N	1.00	LM741N	3.90	CD4105	2.00	8161	2.45
SN7420N	SN74LS92N	1.00	LM741N	3.90	CD4106	2.00	8162	2.45
SN7420N	SN74LS93N	1.00	LM741N	3.90	CD4107	2.00	8163	2.45
SN7420N	SN74LS94N	1.00	LM741N	3.90	CD4108	2.00	8164	2.45
SN7420N	SN74LS95N	1.00	LM741N	3.90	CD4109	2.00	8165	2.45
SN7420N	SN74LS96N	1.00	LM741N	3.90	CD4110	2.00	8166	2.45
SN7420N	SN74LS97N	1.00	LM741N	3.90	CD4111	2.00	8167	2.45
SN7420N	SN74LS98N	1.00	LM741N	3.90	CD4112	2.00	8168	2.45
SN7420N	SN74LS99N	1.00	LM741N	3.90	CD4113	2.00	8169	2.45
SN7420N	SN74LS100N	1.00	LM741N	3.90	CD4114	2.00	8170	2.45
SN7420N	SN74LS101N	1.00	LM741N	3.90	CD4115	2.00	8171	2.45
SN7420N	SN74LS102N	1.00	LM741N	3.90	CD4116	2.00	8172	2.45
SN7420N	SN74LS103N	1.00	LM741N	3.90	CD4117	2.00	8173	2.45
SN7420N	SN74LS104N	1.00	LM741N	3.90	CD4118	2.00	8174	2.45
SN7420N	SN74LS105N	1.00	LM741N	3.90	CD4119	2.00	8175	2.45
SN7420N	SN74LS106N	1.00	LM741N	3.90	CD4120	2.00	8176	2.45
SN7420N	SN74LS107N	1.00	LM741N	3.90	CD4121	2.00	8177	2.45
SN7420N	SN74LS108N	1.00	LM741N	3.90	CD4122	2.00	8178	2.45
SN7420N	SN74LS109N	1.00	LM741N	3.90	CD4123	2.00	8179	2.45
SN7420N	SN74LS110N	1.00	LM741N	3.90	CD4124	2.00	8180	2.45
SN7420N	SN74LS111N	1.00	LM741N	3.90	CD4125	2.00	8181	2.45
SN7420N	SN74LS112N	1.00	LM741N	3.90	CD4126	2.00	8182	2.45
SN7420N	SN74LS113N	1.00	LM741N	3.90	CD4127	2.00	8183	2.45
SN7420N	SN74LS114N	1.00	LM741N	3.90	CD4128	2.00	8184	2.45
SN7420N	SN74LS115N	1.00	LM741N	3.90	CD4129	2.00	8185	2.45
SN7420N	SN74LS116N	1.00	LM741N	3.90	CD4130	2.00	8186	2.45
SN7420N	SN74LS117N	1.00	LM741N	3.90	CD4131	2.00	8187	2.45
SN7420N	SN74LS118N	1.00	LM741N	3.90	CD4132	2.00	8188	2.45
SN7420N	SN74LS119N	1.00	LM741N	3.90	CD4133	2.00	8189	2.45
SN7420N	SN74LS120N	1.00	LM741N	3.90	CD4134	2.00	8190	2.45
SN7420N	SN74LS121N	1.00	LM741N	3.90	CD4135	2.00	8191	2.45
SN7420N	SN74LS122N	1.00	LM741N	3.90	CD4136	2.00	8192	2.45
SN7420N	SN74LS123N	1.00	LM741N	3.90	CD4137	2.00	8193	2.45
SN7420N	SN74LS124N	1.00	LM741N	3.90	CD4138	2.00	8194	2.45
SN7420N	SN74LS125N	1.00	LM741N	3.90	CD4139	2.00	8195	2.45
SN7420N	SN74LS126N	1.00	LM741N	3.90	CD4140	2.00	8196	2.45
SN7420N	SN74LS127N	1.00	LM741N	3.90	CD4141	2.00	8197	2.45
SN7420N	SN74LS128N	1.00	LM741N	3.90	CD4142	2.00	8198	2.45

## COMPLETE ALARM CLOCK


- \* 4 Digits 0.5" LED with brightness control
- \* 12 Hour display with AM/PM indication
- \* True 24 hour alarm with repeatable snooze
- \* Power failure indication for power interrupt



MODEL EC 400  
(Not A Kit)  
Only \$22.50

ON SALE \$17.50 ea.

## RCA FM-AM MUX TUNER




ALL BRAND NEW  
BUT NO CASE

(Power Supply  
Not Included)

Special Price \$16.00 each

## RCA 12 WATT PER CHANNEL FM-AM MUX TUNER AMP




FM-AM MUX  
TUNER AMP

All brand new  
but no case.

Special Price \$35.00 each

## CLOCK KITS! THE MOST POPULAR

### MM5314 KIT



WITH A NEW CASE!!  
Features 12/24 Hour Display  
50/60 HZ Input 6 Digits Readout  
Kit Includes Grey Color Plastic Case  
MM5314 Clock Chip PC Boards and Trans-  
former, 6 Green Color 0.3" Tube Readouts,  
All other transistor Drivers and other Com-  
ponents.

Special Only \$19.95 ea.

### MODEL CT7001



0.5" Green  
Color Displays  
6 Digits  
with MONTH & DATE  
50/60HZ and ALARM

Only \$28.50 ea.

CASE ONLY \$6.00 EACH

## COMPUTER KEYBOARDS



Standard Teletype Keyboards with gold plated contact switches. All switches are independent and allow you to connect into any form of output.

Only \$22.50

## ASCII KEYBOARD ENCODER CHIP




G1 AY-5-3600  
40 pin DIP package, 4 level,  
10 BITS per level, encoding for  
up to 90 keys. Latched  
data outputs and control sig-  
nal output, TTL compatibil-  
ity for all controls.

WITH DATA ONLY \$18.50 EACH

COMPLETE ASCII DECODED KEYBOARD KIT  
(Using the above 64 key keyboard and the  
AY 5 encoder chip.) Kit includes keyboard,  
PC board, encoder LSI chip, TTLIC, LED, all  
electronic components and the instructions.  
ONLY \$54.50

## VOLTAGE REGULATORS

ALL POSITIVE OUTPUT  
FAIRCHILD 78 MG  
Adjustable Volt Regulators  
500MA 5V 30V Output  
with data ONLY \$1.60 ea.  
LM340T 1 amp Output  
5V, 6V, 9V, 12V, 15V, 24V  
Positive only \$1.10 ea.  
MINI SIZE REGULATOR  
in TO-92 package  
78L05, 78L012 by Fairchild  
Low Power 100MA Output  
Only \$0.80 ea.



LM309K 5V 1amp TO-3 \$1.00 ea.

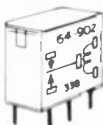
## 3 AMP POWER SUPPLY UA723 REGULATED



Output 5V and 12V  
Input 110AC

only \$19.50

\*Postage  
for this item  
\$2.50



12 VDC Relay  
SPDT 4 amp  
\$1.25 ea.

MINI SIZE  
12V RELAY  
DTDT 500  
\$1.40 ea.



## 5V REED RELAY



DPST Normal  
Open in a DIP  
Package

\$2.25 each / 2 for \$4.00

## AC ADAPTERS

110V AC Input  
4.5V 100MA 6V 100MA  
9V 100MA 12V 100MA \$2.85 each  
12V 150MA AC output \$2.00 ea.

## TRANSFORMERS

110V input  
12V 12V lamp \$2.25 ea  
12V CT 500MA  
with one group 165V \$1.50 ea  
0.3 12 24V 500MA \$2.75 ea.

## NI-CD FAST CHARGE

Rechargeable AA Size  
BATTERIES  
BY SANYO  
ALL BRAND NEW  
\$1.25 each 4 for \$4.50

## AUTO ALARM KIT



The Crimetimeter Auto Alarm is an electronic, self controlled auto protection system, normally mounted within the glove box of an automobile. Two minutes after turning off the ignition the alarm automatically turns itself "on". When the auto is reentered, the horn will sound after a 10-45 second entry delay. The automobile owner, by inserting the ignition key, will activate the alarm. Once activated, the alarm will sound for two minutes before automatically turning off. The alarm then resets and is ready to again protect the vehicle from unwanted entry.


FEATURES: Simple installation. 5 wires. Automatically turns on when auto is parked. Adjustable entry time. Extended exit time to allow for unwatched exit from vehicle. Numerous optional cutouts include: protection of boats, campers, trailers, motorcycles, trucks. Cannot be deactivated by "hot wiring" an auto. Can not be turned off without ignition key. Neg. active ground only.

ONLY \$10.00 per kit Completed Unit \$16.00

## LED READOUTS

### LARGE CLOCK PANEL!

1.2 high 4 digit 7 segment  
orange color gas discharge  
type Supply voltage 120  
165V  
SIZE  
4" 2" x 1 9/16" \$9.95 Each  
Buy the transformer with the display  
You only pay \$50 each



Fairchild 13C 8000  
0.8 Red LED 2 Digits  
with AM/PM  
Order Only by MM 5316 or Fairchild 3817  
\$10.50 ea.

### JUMBO LED

Fairchild FND 800  
0.8" Common Cathode  
Red Color  
ONLY \$3.50 ea

7 Seg LED  
MAN 74 Red \$1.00  
MAN 84 Yellow \$1.50  
HP 0.3" Red \$1.20  
DL 747 Red \$2.50  
DL 727 Double Digit \$2.50  
DL 707 0.3" Red \$1.30  
FND 70 0.25" Red \$0.60  
FND 503 0.5" Red \$1.60  
FLV 50 Submini Red \$0.15 ea  
FLV 209 Mini Red \$0.15 ea  
Jumbo Red \$0.15 ea  
Jumbo Orange \$0.25 ea

## 50 UA PANEL METER

First designed for metal  
Finder. Scaled from 0-10  
but can be graded and your  
own scale put on top. Brand  
new in box. Only \$3.80 ea.

## 150UA METER


only \$1.50 ea.

## QUAD VOLUME CONTROL

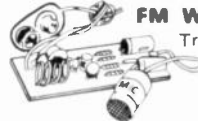
1.0" x 5" x 1"  
4 100K Volume out on one  
unit. 25K resistance pro-  
portional to the angle of  
the stick. Perfect for elec-  
tronic games or model re-  
mate control.

## ELECTRONIC SWITCH KIT

### CONDENSER TYPE



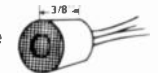
Touch on Touch Off  
use 7473 I.C.  
and 12V relay  
\$5.50 each



## FM WIRELESS MIC KIT

Transmit range up to 500ft.  
Easy to assemble  
\$4.50 each

Sub-Mini Size  
Condenser Microphone  
\$2.50 each



## 5W AUDIO AMP KIT



USE 2 LM380  
with Volume Control  
POWER SUPPLY 6VDC  
only \$5.00 ea.

## SAE DIP SWITCHES



Part No. 1004 692 4XSPST SW  
100M 692 8XSPST SW  
4 Toggle SPST Switches on a Mini DIP  
(8 pins) Only \$1.50 ea  
8 Toggle SPST Switches on a DIP  
(16 pins) Only \$2.60 ea

## SUBMINIATURES TOGGLE SWITCHES

SPDT On-Off \$1.30 ea  
DPDT On-Off \$1.50 ea  
3PDT On-Off \$1.75 ea

## ECCO BCD THUMBWHEEL SWITCHES

8 positions \$1.25 ea  
10 positions \$2.15 ea  
12 positions \$2.50 ea

## COLORFUL SUBMINI PUSH BUTTON SWITCH

No. Open Contact  
Color: Red, Green, Yellow, Black  
4 for \$1.00

## QUARTZ CRYSTALS

1MHz Computer Crystals \$4.25 ea  
3.58 MHz Color TV  
Crystals \$1.25 ea  
Use with Nation MM 5369 to make  
a perfect time base for clock

## NEW! NATIONAL MM 5369 17 STAGE PROGRAMMABLE OSC/DIVIDER

generate A  
60 Hz reference frequency  
with a 3.58 MHz Color TV  
X TAL in Mini DIP Package  
ONLY \$2.25 each

COMPLETE 60HZ DC TIME BASE KIT  
Kit includes MM5369, XTAL, capacitor, re-  
sistor and PC board  
SPECIAL PRICE ONLY \$5.25 each

## THUMBWHEEL TRIM POTS

VALVE 300K, 2K, 2.5K, 5K,  
10K, 12K, 50K 1M  
Special Offer: 5 for \$1.00

## SOLID STATE ELECTRONIC BUZZER

Mini Size 1 x 3/4 x 3/4"  
Supply voltage 1.5V-12V  
Ideal for Alarm  
or Tone Indicator  
\$1.50 Each

MINIMUM ORDER \$10.00 California residents add 6% sales and 1.50 to cover postage and handling  
Out of state and overseas countries add \$2.50  
SEND CHECK OR MONEY ORDER TO



# FORMULA INTERNATIONAL INC.

12603 CRENSHAW BOULEVARD • HAWTHORNE, CALIFORNIA 90250

For more information please call (213) 679-5162  
STORE HOURS 10-7 Monday - Saturday

12/76

# GODBOUT

BILL GODBOUT ELECTRONICS  
BOX 2355, OAKLAND AIRPORT, CA 94614

## A GREAT GIFT: "Electronic Projects for Musicians" \$6.95

BY CRAIG ANDERTON; now in 2nd printing. This book has shown thousands of people how to assemble electronic projects. 73 says "a dandy book...fantastic music gadgets". Popular Electronics says "gets it all together". Electronics says "highly recommended...it gives the essential information". Tells how to build 19 musician/audiophile projects. With soundsheet.

## 8 PIN MINIDIP SOCKETS BY TI. LOW PROFILE 10/5160 CHIP SET \$35.50

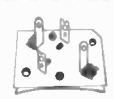
1-8080A, 8-2102L1 Uses low power memories, guaranteed 450 ns over full commercial temp range. Factory new.  
2102L1s available separately \$1.95  
8080A available separately \$20.95



## EDGE CONNECTORS 2/S1

Right angle, 24 pin card edge connector for .062" (single-sided) cards. .156 inch spacing between leads. Card inserts slightly off-center for positive identification. LTD QTY.

5/S1  
Standard phenolic type.  
LTD QTY.



TO 3 SOCKETS

## SEASON'S GREETINGS

TERMS add 50¢ to orders under \$10. No COD. Call for add tax. Mastercharge/BankAmericard call (415) 562-0636, 24 hours. SEND FOR OUR FLYER!

CIRCLE 32 ON FREE INFORMATION CARD

H.H. SCOTT Misc Etched & Drilled P.C. Boards Asst. \$1.00

SILICON SOLAR CELLS. 4X.8 in. \$1.00  
8X.8 in. \$1.50

GOULD NICADS NEW  
"AA Cells" 10-\$10.00  
Sub "C" Cells 10-\$12.00

GREEN LED 4-\$1.00  
YELLOW LED  
w/MOUNT COLLAR 3-\$1.00

GALLIUM ARSENIDE  
IRLED EMITTER \$1 or 6/\$5.00

40 PIN SOCKET FOR MM5314- 5316-  
UART—Etc. \$1.00 6/\$5.00

MAGNETIC RECORDING TAPE 1/2"  
Audio 1800 Ft. \$1.50  
10 for \$12.00  
900 Ft. \$1.15  
10 for \$10.00

**Meshna** SURPLUS  
ELECTRONIC  
MATERIAL  
P.O. Box 62  
19 ALLERTON STREET  
E. LYNN MASS. 01904

CIRCLE 46 ON FREE INFORMATION CARD

**UNSCRAMBLES:** We manufacture one of the finest police code unscramblers on the market. Our prices are very competitive and our service is the best. For further information call or write: **DON NOBLES ELECTRONICS, INC.,** Dept. RE, Rt. 7, Box 265B, Hot Springs, AR 71901

### PICTURE TUBE MACHINE

We buy and sell NEW and USED CRT's including the company. COMPLETE TRAINING. Buy with CONFIDENCE from the ORIGINAL SOURCE.

For complete details send name, address zip code to

**LAKE-SIDE INDUSTRIES**  
3520 W. Fullerton Ave.  
Chicago, IL 60647  
Phone 312-342-3399



600-MHZ 7-digit portable frequency counter, battery or/and electric. \$299.95. 600-MHZ pre-scaler + 10 or +100. \$59.95. CBS, Box 1356, Cocoa Beach, FL 32931



### Quality Electronic Components

Accelerated Discount Schedule  
Saves You Even More!

2102-1 \$1.99	8080A \$24.95	LM3909 69¢
<b>INTEGRATED CIRCUITS — TTL, CMOS, LINEAR &amp; MOS</b>		
7400 .21	7473 .30	74174 .98
7401 .21	7474 .30	74175 .93
7402 .21	7475 .49	74176 .79
7403 .21	7476 .32	74177 .79
7404 .21	7480 .70	74180 .70
7405 .21	7482 .70	74181 .215
7406 .25	7483 .70	74182 .79
7407 .25	7485 .89	74184 .219
7408 .21	7486 .28	74185 .219
7409 .21	7489 .219	74188 .350
7410 .21	7490 .44	74189 .350
7411 .21	7491 .70	74190 .123
7412 .21	7492 .44	74191 .123
7413 .25	7493 .44	74192 .88
7414 .89	7494 .70	74193 .88
7415 .25	7495 .70	74194 .88
7417 .25	7496 .70	74195 .88
7420 .21	74100 .128	74196 .88
7421 .25	74107 .30	74197 .88
7423 .35	74109 .33	74198 .49
7425 .35	74121 .35	74199 .49
7426 .25	74122 .44	74251 .09
7427 .28	74123 .61	74279 .58
7428 .28	74125 .40	74365 .67
7430 .21	74126 .40	74366 .67
7432 .25	74132 .70	74367 .67
7433 .30	74131 .88	74368 .67
7437 .25	74145 .70	75150 .131
7438 .25	74147 .163	75450 .88
7440 .21	74148 .130	75451 .61
7441 .88	74150 .116	75452 .61
7442 .53	74151 .70	75453 .61
7443 .63	74153 .65	75454 .61
7444 .63	74154 .103	74367 .67
7445 .70	74155 .70	75492 .84
7446 .70	74156 .70	75493 .109
7447 .70	74157 .70	75494 .119
7448 .70	74160 .88	8093 .40
7450 .21	74161 .88	8094 .40
7451 .21	74162 .88	8095 .67
7454 .21	74163 .88	8096 .67
7460 .21	74164 .96	8097 .67
7470 .30	74166 .126	8098 .67
7472 .30	74170 .264	85255 .219
	74173 .147	4008 .23

**BISHOP GRAPHICS** Printed Circuit Drafting  
Aids are now available from Digi-Key

**DATA BOOKS**  
TTL IC's 592 pages \$4.00 Interface IC's 464 pages \$4.00  
Linear IC's 957 pages \$5.00 Volt. Regs. 128 pages \$3.00  
CMOS IC's 256 pages \$3.00 Linear Appl. 1, 432 pages \$4.00  
Transistors 288 pages \$3.00 Linear Appl. 2, 246 pages \$3.00  
Memory IC's 592 pages \$3.00 Audio, 196 pages \$3.00

**SILICON TRANSISTORS**  
MPS518, MPS590, MPS2222A, MPS2469A, MPS2712, MPS2907A, MPS3392, MPS3393, MPS3394, MPS3395, MPS3563, MPS3565, MPS3638, MPS3638A, MPS3640, MPS3641, MPS3643, MPS3645, MPS3646, 2N3904, 2N3906, 2N4124, 2N4126, 2N4401, 2N4403, 2N4410, 2N4408, 2N5087, 2N5089, 2N5129, 2N5133, 2N5134, 2N5135, 2N5137, 2N5138, 2N5139, 2N5210, 2N5264, 16, 15, 55/10, 15, 60/100 of some part no.  
MPF102, 36, 300/60°C, 2N5457, 48, 541, 00°C, MPSA13, 28, 524, 00°C, 2N3055, 99, 885, 00°C

**AP SUPER STRIP II—Universal Breadboarding**  
Element with 840 Solderless Plug-in Tie-Points  
**\$17.00**



**LED DISPLAYS**  
FND357 C.C. 375" \$1.75  
FND500 C.C. 500" \$1.75  
FND507 C.A. 500" \$1.75  
FND900 C.C. 800" \$3.50  
FND907 C.A. 800" \$3.50

**LED LAMPS**  
NLS5053 1-1/4" 18c  
NLS5056 1-1/4" 18c

**1/2 WATT ZENER DIODES**  
1N5226B 3.3v .15 511/C 1N5226B 7.5v .15 511/C  
1N5227B 3.6v .15 511/C 1N5227B 8.2v .15 511/C  
1N5228B 3.9v .15 511/C 1N5228B 8.7v .15 511/C  
1N5229B 4.3v .15 511/C 1N5229B 9.1v .15 511/C  
1N5230B 4.7v .15 511/C 1N5230B 10v .15 511/C  
1N5231B 5.1v .15 511/C 1N5231B 11v .15 511/C  
1N5232B 5.6v .15 511/C 1N5232B 12v .15 511/C  
1N5233B 6.0v .15 511/C 1N5233B 13v .15 511/C  
1N5234B 6.2v .15 511/C 1N5234B 14v .15 511/C  
1N5235B 6.8v .15 511/C 1N5235B 15v .15 511/C

**BUILD YOUR OWN TV CAMERA!**  
— Ideal for home & business —

THE ECONOMICAL ANSWER TO HOME MONITORING OF NURSERIES, ENTRANCES, DRIVEWAYS, BUSINESS AND INDUSTRIAL SURVEILLANCE, TV, AMATEUR TV PLUS HUNDREDS OF OTHER APPLICATIONS. MODEL AT-1A, SERIES D - KIT FORM \$188. ASSEMBLED \$175. SHIP-STATE. WORKS ON ANY TV SET. OPTIONAL SOUND KIT \$29.95. PHONE OR WRITE for catalog. Dial 402-983-3171  
BOX 455-RE ATV Research DAKOTA CITY, NE 68731

FREE catalog. Calculators \$4.95 each, ultrasonic devices, digital thermometers, strobe light kits, memories, photographic electronic flash units, rechargeable batteries, LED's, transistors, IC's, piezoelectric crystals, toroidal cores, unique components. **CHANEY'S**, Box 27038, Denver, CO 80227

TV picture tubes—ASE manufactures over 2200 types, B/W and color. **ALLIED SALES**, Dept. 43, Pimento, IN 47886. (812) 495-6555.

**SPECIAL PURCHASE**

## NATIONAL MA1002A

### DIGITAL CLOCK MODULE

MA1002A Module Only  
**\$10.50**

Supersedes MA1001A

**A GREAT GIFT IDEA!**

**\$13.95 KIT**

INCLUDES MA1002A CLOCK MODULE SIX SWITCHES — and — SPECIAL TRANSFORMER

**FEATURES:**

- Bright 4 Digit 0.5" LED Display
- Assembled and Tested Module - You only need connect transformer and switches
- 12 Hour Format with PM Indicator
- 50 or 60 Hz Operation
- Power Failure Indication
- Brightness Control Capability
- Alarm and Snooze Timers
- Compact 3.05" x 1.375"

**A P PRODUCTS ACE'S**  
200K . \$18.95 201K . \$24.95 227... \$59.95  
20B... \$28.95 212... \$34.95 236... \$79.95  
21B... \$46.95

**WIRE-WRAPPING TOOL**  
**\$5.95**  
Wraps, Unwraps & Strips 30 ga. Wire

**1/4 & 1/2 WATT 5% CARBON FILM RESISTORS**  
3c each in multiples of 5 per value  
\$1.70/\$50 & \$12.00/1000 of same value  
10 ohm thru 1.0 megohm

**I.C. SOCKETS**

8 Pin Solder Tab	17
14 Pin Solder Tab	20
16 Pin Solder Tab	22
18 Pin Solder Tab	29
24 Pin Solder Tab	36
28 Pin Solder Tab	43
40 Pin Solder Tab	65
6 Pin Wire-Wrap	24
14 Pin Wire-Wrap	26
16 Pin Wire-Wrap	26
18 Pin Wire-Wrap	60
24 Pin Wire-Wrap	86
28 Pin Wire-Wrap	123
40 Pin Wire-Wrap	100

**30 GA. WIRE WRAPPING WIRE**  
Pre-cut and stripped Rynar insulated wire from 1.0" to 15.0" in red or black. Also sold in bulk lengths.

**RESISTOR ASSORTMENTS**  
500 all 10%, 1/2 W. Val. from 2.2 to 22 meg (425 pcs) \$12.00  
500 all 10%, 1/2 W. Val. from 10 to 5.6 meg (350 pcs) \$12.00

**VOLUME DISCOUNT SCHEDULE**

Merchandise	Discount	Merchandise	Discount
Total		Total	
\$ 0.00-74.99	NET	\$ 100.00-500.00	LESS 15%
\$ 75.00-149.99	LESS 10%	\$ 500.00-999.99	LESS 20%
\$ 150.00-299.99	LESS 10%	\$ 1000.00 & up	LESS 25%

— Then Add the Standard Charge Below

**STANDARD SHIPPING/HANDLING CHARGE**

If your merchandise total after discount is between:

\$ 0.00-5.99	add \$2.00	\$ 50.00-99.99	add \$0.25
\$ 6.00-24.99	add \$1.75	\$ 100.00 & up	No Charge
\$ 25.00-49.99	add \$1.50		

Includes shipping & insurance to USA & Canada

**COD ORDERS ACCEPTED FOR SAME DAY SHIPMENT — Call 218-841-6674**

**HARDWARE**

2-56 1/4 Screw	99/C 7.20 M
2-56 1/8 Screw	99/C 7.65 M
4-40 1/4 Screw	55/C 3.60 M
4-40 1/8 Screw	40/C 4.05 M
6-32 1/4 Screw	65/C 4.40 M
6-32 1/8 Screw	75/C 4.85 M
8-32 3/8 Screw	90/C 5.85 M
2-56 Hex Nut	55/C 3.60 M
4-40 Hex Nut	55/C 3.75 M
6-32 Hex Nut	40/C 4.00 M
8-32 Hex Nut	60/C 4.15 M
No. 2 Lockwasher	85/C 5.75 M
No. 4 Lockwasher	45/C 3.00 M
No. 6 Lockwasher	45/C 3.00 M
No. 8 Lockwasher	45/C 3.00 M

Send for free catalog or mail order service card.

**"Only Quality Components Sold"**

**DON'T FORGET TO APPLY VOLUME DISCOUNT ABOVE**

## DIGI-KEY CORPORATION

P.O. Box 677 Thief River Falls, MN 56701

CIRCLE 74 ON FREE INFORMATION CARD



**10% OFF WITH \$25 ORDER**  
**15% OFF WITH \$100 ORDER**

THESE DISCOUNTS APPLY TO TOTAL  
 OF ORDER — SPECIALS INCLUDED

**LINEAR CIRCUITS**

304	Neg V Reg 10-5	.60
305	Pos V Reg 10-5	.71
307	Op AMP (super 741) mDIP 10-5	.26
308	Micro Par Op Amp mDIP 10-5	.89
309A	1/2 IA regulator 10-1	1.35
310	V Inverter Op Amp mDIP	1.07
311	Hi perf V Comp mDIP 10-5	.95
319	Hi Speed Dual Comp DIP	1.13
320T	Neg Reg 5, 12, 10-220	1.39
320K	Neg Reg 5.2, 12 10-3	1.39
322	Precision Timer DIP	1.70
324	Quad Op Amp DIP	1.52
319	Quad Comparator DIP	1.58
340B	Pos V reg (5V, 6V, 8V, 12V, 15V, 18V, 24V) 10-1	1.64
140T	Pos V reg (5V, 6V, 8V, 12V, 15V, 18V, 24V) 10-220	1.49
370	ACC/Squelch AMPL DIP	1.20
372	AI-IF Strip detector DIP	2.93
373	AM-FM-SSB Strip 10-5	2.42
376	Pos V Reg mDIP	.68
380	2w Audio Amp DIP	1.30
380-8	8w Audio Amp mDIP	1.25
481	Lo Noise Dual preamp DIP	1.75
482	Lo Noise Dual preamp DIP	1.75
531	High Slew rate Op Amp	2.95
540	Power driver 10-5	2.95
550	Pre V Reg DIP	1.02
555	Timer mDIP	.65
556A	Dual 555 timer DIP	1.19
560	Phase Locked Loop DIP	3.39
562	Phase Locked Loop DIP	3.39
565	Phase Locked Loop DIP 10-5	1.18
566	Function Gen mDIP 10-5	1.95
567	Tone Decoder mDIP	1.95
709	Operational AMP 10-5 or DIP	.26
710	Hi Speed Volt Comp DIP	.35
711	Dual Difference Compar DIP	.26
723	V Reg DIP	.62
733	Diff. video AMPL 10-5	1.02
739	Dual Hi Perf Op Amp DIP	1.07
741	Comp Op Amp mDIP 10-5	.32
747	741 Dual Op Amp DIP or 10-5	.35
748	Freq Adj 741 mDIP	.71
1304	FAT Mulps Stereo Demod DIP	1.07
1307	FAM Mulps Stereo Demod DIP	.74
1456	Op Amp mDIP	1.83
1458	Dual Comp Op Amp mDIP	1.62
1800	Stereo multiplexer DIP	2.48
3900	Quad Amplifier DIP	.49
7524	Dual core memory sense Amp	.71
7525	Dual core memory sense Amp	.90
8038	Voltage contr. sw. DIP	4.16
8864	9 DIG Led Cath Dvr DIP	2.25
75150	Dual Line Driver DIP	1.75
75451	Dual Peripheral Driver mDIP	.35
75452	Dual Peripheral Driver mDIP	.35
75453	13151 Dual Periph Driver mDIP	.35
75491	Quad Seg Driver for LED DIP	.71
75492	Hex Digit driver DIP	.80

**IC SOCKETS**

<b>Solder Tail - low profile</b>			
8 pin	\$ .17	24 pin	.42
14 pin	.20	28 pin	.59
18 pin	.22	40 pin	.69
18 pin	.29		

**WIRE WRAP - gold plate**

14 pin	.89
--------	-----

**TTL**

7400	.13	7451	.17	74153	.89
7401	.16	7453	.17	74154	1.20
7402	.15	7454	.17	74155	.97
7403	.15	7460	.30	74156	.97
7404	.16	7464	.35	74157	.99
7405	.19	7465	.35	74158	1.79
7406	.20	7470	.30	74160	1.23
7407	.28	7472	.30	74161	.97
7408	.18	7473	.35	74162	1.39
7409	.19	7474	.28	74163	1.09
7410	.16	7475	.49	74164	.99
7411	.25	7476	.30	74165	1.25
7413	.43	7483	.68	74166	1.25
7414	.65	7485	.88	74170	2.10
7416	.35	7486	.40	74173	1.49
7417	.35	7489	2.25	74174	1.23
7420	.16	7490	.43	74175	.97
7422	.30	7491	.75	74176	.89
7423	.29	7492	.48	74177	.84
7425	.27	7493	.48	74180	.90
7426	.26	7494	.78	74181	2.45
7427	.29	7495	.79	74182	.79
7430	.20	7496	.79	74184	1.90
7432	.23	74100	.98	74185	2.20
7437	.25	74105	.44	74187	5.75
7438	.25	74107	.37	74190	1.15
7440	.15	74121	.30	74191	1.25
7441	.89	74122	.30	74192	.95
7442	.59	74123	.65	74193	.85
7443	.73	74125	.54	74194	1.25
7444	.73	74126	.58	74195	.74
7445	.73	74132	.89	74196	1.25
7446	.81	74141	1.04	74197	.73
7447	.79	74145	1.04	74198	1.73
7448	.79	74150	.97	74199	1.69
7450	.17	74151	.79	74200	5.45

Data included with order on request.  
 Add \$.30 ea. if item is priced below \$1.00

**DECEMBER SPECIALS**

TTL	CMOS	LINEAR	MICROPROCESSOR COMPONENTS						
7402	\$ .12	4001	\$ .19	301	mDIP	\$.22	1101	256 BIT STATIC RAM	1.29
7410	.12	4002	.20	733	TO-5	.79	1103	1024 BIT STATIC RAM	.95
7430	.17	4009	.39	739	DIP	.79	2102	1024 BIT DYNAMIC RAM	1.49
7438	.19	4081	.39	741	mDIP	.25	5261	1024 BIT DYNAMIC RAM	.95
7490	.39	74C00	.14	1458	mDIP	.49	F93410	256 BIT BI-POLAR RAM	1.39
74193	.72	74C73	.69	75150	DIP	.95	1702A	2048 BIT PROM	9.95



**6 Digit Clock Kit**

MM5314 with 6 NS71 .27" displays 2 P.C. boards — Display board may be remote. Internal or wall transformer can be used. 50-60 Hz, 12-24 hour. Includes all necessary transistors, resistors, capacitors, diodes, 3 switches and complete assembly instructions.

CK6-3 ..... **\$14.95**

Optional case available for all of the above clocks. — Display board removed designed individually for each clock. Internal or wall transformers may be used.



**Mark I**

A six digit clock kit with one double sided P.C. board accommodates MM5314 clock chip and 6 FND359 .375" displays. 12-24 hour, 50-60 Hz. Contains all necessary components, 3 switches and complete assembly instructions with schematics. Connections for remote displays.

Mark I ..... **\$13.95**

Mark I — 2 1/2" x 3 1/4" x 5"  
 CK6-3 — 2 1/2" x 3" x 4 1/2"  
 CK4-2 — 3 1/2" x 3 1/4" x 3"

**\$4.95**



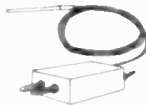
**4 Digit Clock Kit**

MM5312 and 4 NS71 .27" displays 12-24 hours, 50-60 Hz. One P.C. board accommodates clock, displays, and all necessary transistors, resistors, capacitors, diodes, 2 switches, complete instructions and schematics for assembly.

CK4-2 ..... **\$10.95**

**Transformers**

117VAC — 12V 300 ma PC Mount. **\$3.95**  
 117 VAC — 12V 300 ma wall mount **\$4.95**



**Temperature Transmitter Kit**

Portable, self-contained, solid state temperature transducer. Plugs directly into input jacks of most DVM's (W centers) to convert DVM to high quality, direct-reading digital temperature meter with a temperature range of -50°C to +150°C and an accuracy of ±.25°C. Powered with an internal 9V battery and a self-contained battery test. Supplied with 1/2" DIA. Stainless steel probe 6" long with a 4 foot cable. Kit includes all necessary components — PC board, case, battery & assembly instructions.


**\$54.95**



**AUTO CLOCK KIT**

6 digits .375" red led's  
 Operates from 12V DC or AC  
 Crystal control for high accuracy  
 Supplied with case  
 & mounting bracket  
 Contains internal 9V battery for operation of timing circuit (without display) when removed temporarily from power. Uses 5314 clock circuit  
 Supplied with all necessary components and assembly instructions

**\$33.95**



**Electronic Games**

A great gift idea or for your own family entertainment center. We have available in kit form **Electronic Roulette** and **Electronic Craps**. Both kits contain P.C. boards, LED's, all necessary components, transformer, case and instructions for easy assembly. Included with each kit is a 55 page booklet explaining the entire game.

**Electronic Roulette**

Dimensions 6 1/2" x 6 1/2" x 1 1/2" **\$23.95**

**Electronic Craps**

Dimensions 6 1/2" x 3 1/2" x 1 1/2" **\$14.95**

**CMOS**

4000A	.26	4018A	1.39	4066A	.89
4001A	.25	4020A	1.72	4068A	.44
4002A	.25	4021A	1.18	4069A	.44
4006A	1.35	4022A	.94	4071A	.26
4007A	.26	4023A	.25	4072A	.35
4008A	1.52	4024A	.89	4073A	.39
4009A	.57	4025A	.25	4075A	.39
4010A	.54	4027A	.59	4078A	.39
4011A	.29	4028A	.98	4082A	.35
4012A	.25	4030A	.44	4518A	1.56
4013A	.45	4035A	1.27	4528A	1.56
4014A	1.27	4040A	1.39	4545A	2.10
4015A	1.27	4042A	1.47		
4016A	.48	4049A	.59		
4017A	1.01	4050A	.59		

**CLOCK CHIPS**

MM5311	6 digit multiplexed BCD, 7 seg, 12-24 Hr, 50-60 Hz — 28 pin	4.45
MM5312	4 digit multiplexed BCD, 7 seg, lpps, 12-24 Hr, 50-60 Hz — 24 pin	3.95
MM5314	6 digit multiplexed 12-24 Hr, 50-60 Hz 24 pin	4.45
MM5316	4 digit, 12-24 Hr, 50-60 Hz, alarm 40 pin	4.95
S37AA	4-6 digit, 12 hour, 60 Hz snooze alarm brightness control capability, alarm tone output — 24 pin	4.95
CT7001	6 digit, 12-24 Hr, 50-60 Hz, alarm, timer and date circuits — 28 pin	5.95

**CALCULATOR CHIPS**

CTS802	12 digit, 4 function fixed decimal battery operation — 40 pin	1.95
CTS805	12 digit, 4 function plus memory, fixed decimal — 28 pin	2.49
MM5725	8 digit, 4 function, floating decimal 18 pin	1.98
MM5736	6 digit, 4 function, 9V battery operation — 18 pin	.95
MM5738	8 digit, 5 function plus memory and constant floating decimal, 9V battery operation — 24 pin	3.95
MM5739	9 digit, 4 function, 9V battery operation — 22 pin	3.95

**POCKET CALCULATOR KIT**

5 function plus constant — addressable memory with individual recall — 8 digit display plus overflow — battery saver — uses standard or rechargeable batteries — all necessary parts in ready to assemble form — instructions included  
 Calc. Kit. Kit only **\$ 9.95**  
 Batteries (alkaline, disp.) **2.00**  
 Adapter **3.95**



**TANTALUM CAPACITOR KIT \$19.95**

1st quality capacitors in a durable styrene utility box — with color code charts  
 5 each: 1 ufd 10V 20 ufd 10V 1 ufd 35V 2.2 ufd 35V  
 4.7 ufd 16V 6.8 ufd 6V 30 ufd 25V 15 ufd 20V  
 22 ufd 16V 33 ufd 10V 47 ufd 6V 30 ufd 6V

**SPECIAL DEVICES**

372	AF-IF Strip Detector DIP	2.93
566	AM Radin Receiver Subsystem Dip	.75
1310	FM Stereo Demodulator DIP	2.98
1496	Balanced Modulator-Demodulator	.99
1800	Stereo multiplexer DIP	2.48
ULN2208	FM Gain Block 34db (typ) mDIP	1.18
ULN2209	FM Gain Block 48db (typ) mDIP	1.35
2513	Character Generator 6488S DIP-24	10.20
3046	Transistor Array DIP-14	.73

**DISPLAYS**

MAN1	\$1.95
MAN2	3.95
MAN3A	.19
MAN5	2.25
MAN6	2.49
MAN7	1.49
MAN8	2.25
MAN66	2.25
DL10A	2.19
FND500	1.89
NS71L	1.39

**DISCRETE LED'S**

ME4	\$ .29
MV50	.12
NS4100	.12
NS4101	.12
NS1102	.15
MV5020	
RED	.15
GREEN	.15
AMBER	.15
CLEAR	.15

**IC BREADBOARD**  
 Accommodates 5 16 pin IC's with additional interconnection holes. 1/16" phenolic with silver plated copper circuits. 2 5/16" x 6 9/16" **\$1.80 ea.**

**UNIVERSAL BREADBOARD**  
 Silver plated copper circuit board 1 1/2" x 5 1/2" x 1/16". 2 rows of 27 holes for DIP IC's — space for transistors, resistors & capacitors. Versatile and simple for breadboarding IC circuits **\$1.50 ea.**

**FREE CATALOG AVAILABLE ON REQUEST**

Satisfaction guaranteed. Shipment will be made postage prepaid within 3 days from receipt of order. Payment may be made with personal check, charge card (include number and exp. date), or money order. Phone Orders — Bo/A and M/C card or C.O.D.

Add \$1.00 to cover shipping and handling if order is less than \$10.00. California residents add sales tax. Include shipping expense for orders shipped out of U.S. and Canada approx. 10% of order.

**INTERNATIONAL ELECTRONICS UNLIMITED**  
 P.O. BOX 3036-R MONTEREY, CA. 93940 USA  
 PHONE (408) 659-3171

# U.S. GOV'T ELECTRONIC SURPLUS

\* Nationally Known - World Famous SURPLUS CENTER offers finest, most expensive, Government Surplus electronic units and components at a fraction of their original acquisition cost.



## 300-AMP., 200-VOLT RECTIFIER

\* (ITEM #21-1048) - FOUR STAR SPECIAL WEST-INGHOUSE, heavy duty unit. Excellent for use in 12 or 24-volt fast chargers, high current power supply systems, etc. 3-5/8" x 1-3/8" x 7/8" stud. (1 lb.)

**\$6.95** List Over \$20.00

## SNAP-AROUND VOLT-AMMETER

\* (ITEM #21-1028) - "MINI-PROBE" clamp type AC ammeter-voltmeter. Small enough to carry in shirt pocket. Will measure 0 to 50-ampères, 0 to 250-volts. Furnished with test leads. Overall size 4-1/2" x 2-3/4" x 1". (1 lb.) List \$33.00



**\$22.95**



## STANDARD DIAL TELEPHONE

\* (ITEM #7115) - Same as used on commercial systems in U.S.A. Use as extension to private system. Connect several together for local intercom system. Instructions furnished.

**\$8.79**

Original Cost \$24.50 (9 lbs.)

## RUNNING TIME METER

\* (ITEM #2188) - Record number of operating hours of electric lights, electrical devices such as refrigerators, furnaces, etc. Records total hours, tenths and hundredths to 9,999.99 hours. For 115-volts, 60-cycles. 4 1/4" x 3" x 2 1/2". (2 lbs.)



Cost \$29.00

**\$4.39**

## SPECIAL SALE Correspondence Course in ELECTRICAL ENGINEERING

\* (ITEM #9-181) - Technical training at low cost! Lincoln Engineering School suspended Correspondence Course because of rising costs. Limited number of Electrical Engineering Courses are available without exams and grading services. Consists of fifteen lesson books, each with associated exams and standard answers. Book showing how to build prize-winning Home Experimental Laboratory Bench included at no extra cost.

Prepaid in U.S.A. **\$11.79**

Outside U.S.A. **\$12.79**

ALL ITEMS SHIPPED F.O.B. LINCOLN, NEBR.

Order Direct From Ad - Send For FREE Catalog

## SURPLUS CENTER

DEPT. RE-116

LINCOLN, NEBR. 68501

CIRCLE 20 ON FREE INFORMATION CARD

### EC-101 CURVE TRACER

STILL BY FAR THE LOWEST COST FULL FUNCTION CURVE TRACER ON THE MARKET. ATTACHES TO YOUR SCOPE IN SECONDS. USED BY EDUCATORS, PROFESSIONALS AND HOBBYISTS ALL OVER THE WORLD. 30 DAY MONEYBACK GUARANTEE.

STILL ONLY \$29.50 ADD \$2 PAH

COLOR. RES. ADD 3.00 SALES TAX

lab **science**

PO BOX 1972, BOULDER, COLO. 80306

**PRECISION enlarging timer** superb value only \$97.75. digital readout, crystal oscillator, 1200-watts switching, alarm, footswitch. **CASCADE LABS**, 19 Wanapum Village, Beverly, WA 99321

### Send for your information packet today

which also includes circuit functions, component line-up and accessories. Information Packet \$1.00 (refundable with order)

**visulex** P.O. Box 4204R Mountain View, CA 94040

**NON semi surplus.** Monthly picture flyer. Quality. Low price. Send 25¢ U.S. only. **STARTRONICS**, Box 683, McMinnville, OR 97128

## \$ 13.95 VIDEO GAME

INFINITE RANGE OF PLAYER MOVEMENTS IN ALL DIRECTIONS. RANDOMLY VARIED BALL SPEED. DIGITAL ON-SCREEN SCORING, SOUND.

PADDLE SIZE CONTROL. TWO GAMES, PLAY AGAINST THE MACHINE. ANY OR ALL COMPONENTS AVAILABLE FROM OUR FACTORY. DOUBLE SIDED PC BOARD & 18 PAGE ASSEMBLY MANUAL. Calif. Residents add 6% tax.

WRITE FOR OUR CATALOGUE ON OTHER PRODUCTS

**\$ 13.95**

**INTERFAB** 27963 Cabot Road Laguna Niguel, Ca. 92677

**DIAGRAM service manuals**, television-radio, sixteen volumes, regular \$62.50, only \$19.95, postpaid. **SUPREME PUBLICATIONS**, 1760 Balsam, Highland Park, IL 60035

## 12" ALL PURPOSE 1 VOLT P TO P GREEN PHOSPHOR VIDEO DISPLAY

IDEAL UNIT FOR ANY DIGITAL OR GRAPHICS APPLICATION

**\$150** Add \$10 for packing and shipping in continental US

### COMPUTER WAREHOUSE STORE

WRITE FOR OUR CATALOG % Dept.R

584 Commonwealth Ave. Boston 02215

**CARBON film resistors**—1/4W, 5% 10—4.7 meg-ohms for 3 1/2¢ each. Fifty per value \$0.85. Discounts available. Free samples/specifications. Other quality components. \$1.00 postage. **COMPONENTS CENTER**, Box 134R, New York, NY 10038

### NOW! For Canadian Consumers & Hobbyists; LOW PRICED, QUALITY PARTS by mail

Featuring TTL, CMOS, LED's, Linear, Transistors, etc. Prices like...

CMOS 4000	\$24	TTL 74LS02	\$45
CMOS 4049	86	741 mini-dip	45
CMOS 4011	29	resistors	06
TTL 7440	29	switching diodes	05
TTL 74L04	86	diodes	05

For complete catalogue, send 25¢ for handling to: **TRINTRONICS LTD.** PO Box 181, Station 6, Toronto, Ont. M4M 3G7

**Trintronics Limited**

**DESCRAMBLERS:** Several professional models that work with all scanners. Tone encoders/decoders. Scanmate, AAPP, radar detectors, Big Ears, alarms, books, kits, parts. Catalog 25 cents: **KRYSTAL KITS**, Box 445, Bentonville, AR 72712

**DIGITAL tachometers** \$39. Lifetime warranty! Great Christmas gifts! **E & L ENTERPRISES**, 3768 Starview Drive, San Jose, CA 95124

2522 STAT SR	\$2.75
INTEL 8080 CPU	\$24.50
2518-HEX 32 BIT SR	\$5.00
2102-1 1024 BT RAM	\$1.80
5280-4K DYNAMIC RAM	\$12.50
5202A UV PROM	\$12.50
MM5203 UV PROM	\$12.50
1702A UV PROM	\$10.75
5204-4K PROM	\$24.95
MINIATURE MULTI-TURN TRIM POTS	
100, 500, 2K, 5K, 10K, 100K, 200K	
\$7.5 each	\$32.00
MULTI-TURN TRIM POTS Similar to Bouras	
3010 style 3/16" x 5/8" x 1 1/4" .50, 100,	
1K, 10K, 50K ohms	
\$1.50 ea.	3/\$4.00
LIGHT ACTIVATED SCR's	
TO-18, 200V 1A	\$ 1.75

### PRINTED CIRCUIT BOARD

4 1/2" x 6 1/2" SINGLE SIDED EPOXY BOARD 1/16" thick, unetched	
3.50 ea.	5/\$2.20
VECTOR BOARD 1" SPACING 4.5" x 6" SHEET	\$1.25

### 7 WATT LD-65 LASER DIODE \$8.95

2N 3820 P FET	\$ .45
2N 5457 N FET	\$ .45
2N 4891 UJT	\$ .45
T15 43 UJT	\$ .35
ER 900 TRIGGER DIODES	4/\$1.00
2N6208 PGR. UJT	\$ .65

### VERIPAX PC BOARD

This board is a 1/16" single sided paper epoxy board, 4 1/2" x 6 1/2" DRILLED and ETCHED which will hold up to 21 single 14 pin IC's or 8, 16, or LSI DIP IC's with buses for power supply connector.

**\$4.00**

MV 5691 YELLOW-GREEN BIPOLAR LED	\$1.25
FP 100 PHOTO TRANS.	\$ .50
RED, YELLOW, GREEN OR AMBER LARGE LED's	ea. \$ .20
14 PIN DIP SOCKETS	\$ .25
16 PIN DIP SOCKETS	\$ .28
MOLEX PINS	1000/\$1.00
	1000/\$7.50
8 PIN MINI DIP SOCKETS	\$ .25
10 WATT ZENERS 3.9, 4.7, 5.6, 8.2, 12, 15, 18, 22, 100, 150 or 200V	ea. \$ .60
1 WATT ZENERS 4.7, 5.6, 10, 12, 15, 18 OR 22V	ea. \$ .25

### Silicon Power Rectifiers

PRV 1A	3A	12A	50A	125A
100	06	14	30	80
	200	07	20	35
	400	09	25	50
	600	11	30	70
	800	15	35	90
	1000	20	45	110
			2.75	12.50

### SILICON SOLAR CELLS

2 1/2" diameter

4V at 500 ma. . . \$5.00 ea., 6/\$27.50

### REGULATED MODULAR POWER SUPPLIES

-15 VDC AT 100ma	
115VAC INPUT	\$27.95
5VDC AT 1A 115VAC INPUT	\$24.95
12 VDC AT 5 AMP	\$24.95
IN 4148 (IN914)	15/\$1.00

### TANTULUM CAPACITORS

22UF 35V 5/\$1.00	4 7UF 35V 4/\$1.00
47UF 35V 5/\$1.00	6.8UF 35V 3/\$1.00
68UF 35V 5/\$1.00	22UF 35V \$ .40
1UF 35V 5/\$1.00	33UF 35V \$ .40
2.2UF 20V 5/\$1.00	10UF 6V 5/\$1.00
3.3UF 35V 4/\$1.00	100UF 5V \$ .50

M/7001 ALARM CLOCK CHIP \$6.00

### NATIONAL MOS DEVICES

MM1402 1.75	MM5057 2.25
MM1403 1.75	MM5058 2.75
MM1404 1.75	MM5060 2.75
MM5013 2.50	MM5061 2.50
MM5016 2.50	MM5555 4.75
MM5017 2.70	MM5556 4.75
MM5055 2.25	MM5210 1.95
MM5056 2.25	MM5260 1.75

### TTL IC SERIES

7400-14	7442-52	74125-40
7401-14	7445-70	74126-40
7402-14	7446-70	74151-70
7403-14	7447-70	74152-85
7404-18	7448-70	74154-1.10
7405-18	7450-20	74155-70
7406-20	7472-30	74157-70
7407-25	7473-30	74161-85
7408-21	7474-30	74164-95
7409-21	7475-49	74165-1.05
7410-14	7476-35	74173-1.40
7411-20	7480-35	74174-95
7412-20	7483-70	74175-92
7413-45	7485-88	74177-79
7414-70	7486-30	74188-70
7416-25	7489-1.85	74181-2.10
7417-25	7490-45	74182-1.20
7420-20	7491-70	74191-1.20
7425-28	7492-50	74192-85
7426-25	7493-45	74193-85
7427-30	7494-70	74194-85
7430-20	7495-70	74195-75
7432-25	7496-70	74196-88
7437-25	74107-32	75324-1.75
7438-25	74121-35	75491-65
7440-16	74123-65	75492-65
7441-85		

### MINIATURE DIP SWITCHES

CTS 206 4 Four SPST switches in one minidip package.	\$1.75
CTS-206 8 Eight SPST switches in a 16 pin DIP package	\$2.85

AY 5 1013 A30K ser. (var., par./ser., etc.)	versal UART	\$6.95
ALCO MINIATURE TOGGLE SWITCHES		
MTA 106 SPDT		\$1.20
MTA 206 DPDT		\$1.70

### Full Wave Bridges

PRV	2A	5A	25A
200	95	1.25	2.00
400	1.15	1.50	3.00
600	1.35	1.75	4.00

### SANKEN AUDIO POWER AMPS

Si 1010 G 10 WATTS	\$ 6.90
Si 1020 G 20 WATTS	\$14.95
Si 1050 G 50 WATTS	\$24.95

CCO 110 LINEAR 256 X1 BIT SET SCANNING CHARGED COUPLED DEVICE \$99.00

CCD 201 100 x 100 CHARGE COUPLED DEVICE \$135.00

### LINEAR CIRCUITS

LM307 Op Amp	\$ .30
LM 39K 5V 1A REGULATOR	\$1.15
723 40-40V REGULATOR	\$ .50
3011 748 Hi Per. Op. Amp.	\$ .31
3207 5.12, 15, or 24V NEG REG	\$1.50
709C Op. Amp.	\$ .31
741A or 741C OP AMP.	\$ .31
710 COMPARATOR	\$ .35
CA 3047 Hi Per. Op. Amp.	\$ .95
3407 5, 6, 8, 12, 15, 18, 24V POS REG, TO-220	\$1.50
101 OPER. AMP. HI PERFORM.	\$ .75
LM 308 Oper. Amp., Low Power	\$ .95
747 - DUAL 741	\$ .65
556 - DUAL TIMER	\$1.00
537 - PRECISION OP. AMP.	\$1.70
LM 3900 - QUAD OP. AMP.	\$ .49
LM 324 - QUAD 741	\$1.50
580 - PHASE LOCK LOOP	\$2.00
561 - PHASE LOCK LOOP	\$2.00
565 - PHASE LOCK LOOP	\$1.25
566 FUNCTION GEN.	\$1.65
567 - TONE DECODER	\$1.50
LM 1310 FM STEREO DEMOD.	\$2.75
8038 IC VOLTAGE CONT. OSC.	\$3.90
LM 370 - AGC SQUELCH AMP.	\$1.15
555 724 - 2W HI. TIMER	\$1.25
553 QUAD TIMER	\$2.50
FCD 810 OPTO-ISOLATOR	\$ .80
1458 DUAL OP AMP	\$ .60
LM 380 2W AUDIO AMP.	\$ .95
LM 377 - 2W Stereo Audio Amp.	\$2.50
LM 381 - STEREO PREAMP	\$1.50
LM 382 DUAL AUDIO PREAMP	\$1.50
LM 311 HI PER. COMPARATOR	\$ .90
LM 319 - Dual Hi Speed Comp.	\$1.25
LM 339 QUAD COMPARATOR	\$1.50

### TRIACS SCR'S

PRV	1A	10A	25A	1.5A	6A	35A
100	40	70	1.30	40	50	1.20
200	70	1.10	1.75	60	70	1.60
400	1.10	1.60	2.60	1.00	1.20	2.20
600	1.70	2.30	3.60	1.50	3.00	

RADIO-ELECTRONICS

Terms: FOB Cambridge, Mass. Send Check or Money Order. Include Postage. Minimum Order \$5.00, COD \$20.00

## SOLID STATE SALES

P.O. BOX 74D  
SOMERVILLE, MASS. 02143 TEL. (617) 447-4005

WE SHIP OVER 95% OF OUR ORDERS THE DAY WE RECEIVE THEM

CIRCLE 52 ON FREE INFORMATION CARD

**SPECIAL OF THE MONTH**



**MADE FOR HOTEL ROOM SERVICE WAKE UP SERVICE**

Here's a parts list- All new not used, just installed in the board.  
 1-LM309K, heat sink, 2-2N5137, 5-2N3904, 2-7400, 7402, 1-7403, 3-7410, 1-7413, 2-7430, 9-7474, 1-7486, 1-74151, 1-74154, 1-4001, 2-741CT, 5-TIP29 & 30, 1-LM38C AN (14), 3-MDA942-1 Bridges, 1-555 Timer, 1-OnOff 10K Vol Con 1-Fuse Block with 1 A SloBlo 1-4" Speaker 3.2 Ohm 1 Watt, 1-Transformer 16V Pri 5V-12V 1-Thumbwheel Switch 2 Digit 12 Positions, 40 other Misc. Weight 4 lbs

USE FOR: 5V DC Power Supply P. A. or Music Outlet  
 Price: \$12.95

**TTL IC'S**

7400	.18	7441	.75	7496	.65
7401	.20	7442	.44	7497	2.00
7402	.20	7443	1.20	74100	1.25
7403	.20	7445	.89	74107	.26
7404	.20	7446	.87	74109	.35
7405	.20	7447	.69	74110	.50
7406	.39	7448	.81	74116	2.00
7407	.39	7450	.20	74120	1.25
7408	.20	7451	.20	74121	.34
7409	.24	7453	.20	74122	.39
7410	.20	7454	.20	74123	.50
7411	.20	7460	.20	74125	.45
7412	.24	7470	.20	74126	.45
7413	.35	7472	.23	74128	.65
7414	.70	7473	.26	74132	.95
7416	.33	7474	.29	74136	.50
7417	.33	7475	.39	74141	.80
7420	.20	7476	.31	74142	4.00
7422	.50	7479	2.40	74143	4.00
7423	.28	7480	.69	74144	4.00
7425	.24	7482	.72	74145	.70
7426	.24	7483	.75	74147	2.50
7427	.24	7485	.90	74148	1.75
7428	.40	7486	.25	74150	1.00
7429	.40	7488	3.50	74151	.70
7430	.20	7489	1.50	74153	.70
7432	.28	7490	.39	74154	.90
7433	.34	7491	.65	74155	.70
7437	.28	7492	.39	74156	.90
7438	.28	7493	.39	74157	.70
7439	.36	7494	.70	74158	1.75
7440	.20	7495	.50	74159	2.25

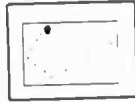
**VIDEO GAME KIT  
 NOW 6 GAMES TO PLAY**

A CHALLENGE TO BUILD,


A CHALLENGE TO PLAY.



WIPE OUT I



HANDBALL




WIPE OUT II



GRAVITY MATCH



PRO MATCH



MATCH

WIPE OUT the squares — 7 serves from center — 40 squares — 10 pts each square hit by ball. On each serve square disappears when hit by ball. For 1 or 2 players.

HANDBALL — You may not win but you get alot of practice.

GRAVITY MATCH — You never know how high it will bounce when returning this one.

PRO-MATCH — You have 3 paddles to return a ball almost as fast as a hockey puck.

MATCH — The game that started the action.

Also a curve button while depressed sends the ball off at a new angle.

On screen scoring between automatic serves. 4 different sounds.

VK-2-A wt 4# 130.00  
 P.C. Board with 78 IC's, PROMS's (programmed), resistors, capacitors to stuff board for game Requires 5V + DC 2 Amp

VK-3 wt 2# 17.50  
 HARDWARE KIT Controls, switches, speaker, 22 pin edge connector

VK-4 wt 1# 22.50  
 R.F. MODULATOR KIT To convert video signal to TV signal. Eliminates internal T.V. wire-in

VK-5-A wt 5# 17.50  
 POWER SUPPLY KIT for P.C. board mounting transformer, high current Voltage Reg. capacitor heat sink

VK-4-A Antenna-Game Switch 9.50



**CLOCK KIT \$12.95**  
 MM5316, pc bd., display tubes switches, etc, instructions.

FTK0106 Auto Clock Kit 40.00  
 Jade Co will include case when you buy from us.



**FAIRCHILD TECHNOLOGY KITS**

Jade Co offers all other Fairchild Technology Kits at published retail prices.

**CLOCK CHIPS** MM5375, CT7001, MM5369  
 Your choice \$4.95

**MICROPROCESSOR COMPONENTS**

8008-1	8 Bit CPU	18.95
8080	Improved 8008	24.95
8080A	Super 8080	34.95
DYNAMIC RAMS		
31L01	64 Bit low pow	4.45
1103	1024xl	2.50
2107B-4	4096xl	8.00
8225B	16x4	1.50
93407	16xl	4.85
STATIC RAMS		
1101	256xl	1.75
2102	1024xl	2.00
2501B	256xl	1.75
3107	256xl	4.00
7489	64 Bit R/W	2.00
74200	256 Bit R/W	5.75
PROMS		
1702A	256x8 Eras	12.00
1702AL	256x8 low pow	12.00
8223B	32x8	3.50
74S 287N	256x4	6.95
SHIFT REGISTERS		
MM5058	1024xl Static	4.75
TMS3002LR	Dual 50	4.00
TMS3132NC	Dual 144	3.00
COMPARES TO		
2107B4	TMS4060	
2102	AMD9102, ISL7552-1, TMS4033	
MM5058	AMD2533, FSC3355, TMS3133	
TMS3002	SIG2509	
TMS3132	MM40601, FSC3346	

**SOLAR CELLS**

Build your own solar powered projects — Silicon photo voltaic cell wafers unmounted or encapsulated with output wires attached — Each cell has 0.45 volt output — Current varies with size and light intensity — Cells can be quartered for voltage build-up —

Single 3" dia Encapsulated with wire	0.45 volt 0.8 to 1.2 amp	7.50
32 ea 3" dia Encapsulated in 1 unit	14 volt 0.8 to 1.2 amp	195.00
32 ea halved 3" dia Encapsulated in 1 unit	14 volt 0.4 to 0.6 amp	135.00
32 ea quartered 3" dia Encapsulated in 1 unit	14 volt 0.2 to 0.3 amp	75.00
Unmounted in multiples of 11 only		
11 ea 3" dia wafer	0.45V 0.8 to 1.2 amp	75.00
11 ea quartered 3" dia	0.45V 0.2 to 0.3 amp	27.50
11 ea 2 cm x 2 cm	0.45V 0.1 to 0.12 amp	22.50

**SMOKE DETECTOR**

PHOTO ELECTRIC TYPE



NOT A KIT  
 But a complete unit ready to install. U.L. approved Listed by Cal. Fire Code \$29.95

**NATIONAL MA1001A DIGITAL ALARM CLOCK MODULE**



- FEATURES:**
- Bright 4 Digit D.3" LED Display
  - Assembled & Tested Module
  - 12 Hour Format with PM Indicator
  - 30 or 60 Hz Operation
  - Power Failure Indication
  - Brightness Control Capability
  - Alarm and Snooze Timers
  - Compact 3.0" x 1.75"
- \$9.95**



**JADE Co**

ELECTRONICS DISTRIBUTION

2007 W. CARSON (213) 320-1250  
 P.O. BOX 4246 TORRANCE, CA. 90510

**TERMS:**

Add \$1.00 for shipping plus \$.85 If COD  
 California Residents add 6% Sales Tax  
 \$20 minimum on BofA & M.C.

Orders from Foreign countries add appropriate postage



**KEYBOARD**

wt 6# 35.00

**EDGE CONNECTORS**

22 Pin dual Read Out .156 Std 2.25  
 50 Pin dual Read Out .125 WW 5.00

**LED'S**

TIL302	0.27 ChHt	1.00
MAN4	0.187 ChHt	2/1.00

# Olson<sup>®</sup> Parts and electronics Accessories

SPECIALIZING IN ELECTRONICS FOR 35 YEARS



## Under-Dash LOCK MOUNT

AU-344



Locks player in place. Slides in & out. 6 x 13/16 x 7". 6 or 12 VDC. Shipping weight 2 lbs.


Reg. \$3 **1.99**

## CB Monitor Converter

Reg. \$17

**11.99**

• Covers Channels 1 Thru 23  
Converts AM auto radio to CB monitor. 12 VDC neg. grnd. Styles may vary. Shpg. wt. 2 lbs.



## 8-TRACK 40-Minute Recording Tape TA-907

Reg. 69¢ **39¢** Blank tapes. Erased, not used. Shpg. Ea. wt. 1/2 lb.

## Three 60-Minute Blank Cassettes

TA-879

Reg. 1.49 **99¢** 180 minutes of recording time. Shpg. wt. 1/2 lb.

### PARTS & COMPONENTS

1/4 RPM Timing Motor, 117 V. AC  
1 RPM Timing Motor, 117 V. AC  
8 RPM Reversible Motor, 117 V. AC  
Tubular Capacitor Kit, 100 Pcs.  
Ceramic Capacitor Kit, 100 Pcs.  
100 Ceramic Capacitors, values clearly marked  
50 Asst. Electrolytic Capacitors, Axial/Radial  
100 Asst. Carbon Resistors, 1/4-1/2 Watt Sizes  
5 Asst. SCR's, 15 V. and Up, 100 MA to 1.6 AMP  
500 MW Zener Diodes, 4, 3-6, 3-9, 1-12 & 15 Volts  
3 Unijunction Transistors, 40 V. 375 MW. 4 DN/S  
L.E.D. Pkg. of 5 Red, 2 Volt - 5 MA  
Ultra-Mini L.E.D. Pkg. of 5 Red, 2 V. 5 MA  
TI Calculator Key Board, 20 Keys  
3 1/2 Digit Liquid Crystal Display  
Darlington Amp. Transistor Kit, 6 Transistors  
Photo Transistor, 5 Pieces - Epoxy Type  
6 Amp. Full Wave Bridge Rectifier 50 PIV  
6 Amp. Full Wave Bridge Rectifier 400 PIV  
PNP Transistor Assortment Pkg. of 10  
NPN Transistor Assortment Pkg. of 10  
7-Segment L.E.D. Display 3 In. Green  
7-Segment L.E.D. Display 3 In. Red  
7-Segment L.E.D. Display 3 In. Yellow  
Micro Type Switch Kit, 7 Assorted  
Knob Kit, 25 Pcs. Assorted  
Hobby Motor Kit, 3-6 V. DC, Pkg. 5

	REG.	SALE
MO-277	.49	.30
MO-289	.49	.30
MO-393	2.50	.99
CC-229	2.00	1.29
CC-211	1.49	1.19
CC-210	1.29	.80
CO-407	5.00	2.00
RR-077	1.79	1.00
TR-298	1.79	1.00
DI-052	1.00	.50
TR-441	1.29	.50
PL-233	1.19	.60
PL-289	1.29	.70
XM-523	5.00	1.60
XM-371	10.00	3.00
TR-507	2.00	1.50
TR-502	1.00	.60
DI-057	1.20	.80
DI-058	1.90	1.00
TR-445	1.00	.60
TR-446	1.00	.60
XM-341	2.69	1.00
XM-370	2.00	1.00
XM-342	2.49	1.00
SW-430	1.89	1.49
KN-030	1.00	.69
MO-333	.59	.49

### TOOLS - SPECIAL AND PRACTICAL

Wire Wrap Tool, 30 Ga Wire on .025 Post  
IC Insertion/Extraction Tool  
IC Plug-in Test Adapter  
12 Volt DC Soldering Iron, Pencil Tip  
Tuner/Contact Cleaner, 6 Oz. Can  
Dymo Label Maker, Uses 3/4 In. Tape  
Double Face Foam Tape 3/4 x 52 In.

TL-845	2.60	2.00
TL-846	1.25	1.00
TE-396	2.60	2.00
TL-793	4.00	3.00
TL-459	1.49	.80
TL-752	1.89	.90
TA-903	1.00	.80

OLSON ELECTRONICS, 260 S. FORGE ST.  
DEPT LS AKRON, OHIO 44327

**FREE CATALOG**

NAME \_\_\_\_\_  
ADDRESS \_\_\_\_\_  
CITY \_\_\_\_\_ STATE \_\_\_\_\_ ZIP \_\_\_\_\_

SEND OLSON CATALOG  FREE PA CATALOG  
 SHIP THE FOLLOWING

HOW MANY	STOCK NUMBER	DESCRIPTION	PRICE EACH	TOTAL

ENCLOSE POSTAGE AND SALES TAX

## 1 AC/DC - ALARM Clock Kit - 12/24 Hr.

\$7.50 quantities of 1-5      \$6.50 quantities of 6 & up

• Your choice of Display Colors — Red, Green, Blue, Amber  
• Displays Hrs. & Min. — Switch to Min. & Secs. on Command.  
The kit includes a 5316 Nat. Clock Chip 4 Fluorescent Display tubes and all other components except as follows:  
P.C. Board Drilled & Silk Screened for Basic Clock & all options ..... \$3.00  
Transformer for AC operation ..... \$1.00

## 2 The BIGGEST "BRIGHTEST" BESTEST 6 Digit LED Alarm Clock & Elapsed Timer Kit

available at this value anywhere  
**\$17.95 Complete**

Features: 5375AB Nat. Clock Chip 6-Fairchild .50" Displays, AC or DC, Freeze Feature, Timer, 12 Hr. w/24 Hr. Alarm.  
The kit contains P.C. Boards, Xformer, and EVERY Part required for Clock and all options except Cabinet or Crystal Time Base for DC operation.

Clock Cases	Crystal Time Base Kit
Woodgrain Walnut Finish & Filter ..... \$4.00	\$4.95 complete
Plexiglass (Choice Bl. Whi., Blue, Smoke) ..... \$3.00	P.C. Board & all components.

## 3 6 Digit LED Stop-Watch Kit

Split Time **\$29.95 complete** Taylor Time

The kit contains: The latest Technology MOS Chip #7205, a 3.2768 Mhz Crystal and all components required except 3-AA cells C power requirement.  
Hand Held Case & Bezel for above ..... \$3.95

## 4 Dual Range DIGITAL Voltmeter Kit

0 to ±2 Volts DC **\$39.95 Complete** 0 to ±2 Volts DC

This kit features the latest Technology DVM Chip Set and 4 large Fairchild .50 Displays. It includes P.C. Board and all electronic Components required.  
Option available — 0-200V range extender ..... \$4.95

# HOBB-Y-TRONIX, INC.

Box 511, Edison, N.J. 08817

Orders must include Check - No COD's. Add \$1.00 handling for orders under \$25.00. Outside Cont. U.S. - add postage. N.J. Res. add 5% tax.

CIRCLE 57 ON FREE INFORMATION CARD

For faster service

USE ZIP CODE

on all mail

## MOVING?

Don't miss a single copy of **Radio-Electronics**. Give us:

Six weeks' notice

Your old address and zip code

Your new address and zip code

ATTACH LABEL HERE

name (please print)

address

city state zip code

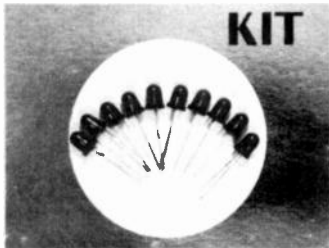
Mail to: Radio-Electronics  
SUBSCRIPTION DEPT., P.O. BOX 2520,  
BOULDER, COLO. 80302

# SOLID STATE TECHNOLOGY KIT

- FOR THE EXPERIMENTER WITH TASTE FOR "STATE OF THE ART" PRODUCTS
- COMPLETE SPECIFICATIONS ARE PRINTED ON THE BACK OF EACH TECHNOLOGY KIT

FTK0020

PN FTK0020  
SOLID STATE  
**TECHNOLOGY**



TEN RED LED LAMPS

TECHNOLOGY BY

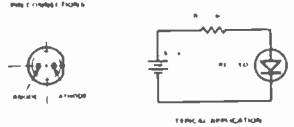
**FAIRCHILD**

FTK0020

The FTK0020 is a real light emitting diode array used in the...  
 as a simple large area light source with wide angle emitting...  
 670 nm range. Typical forward voltage  $V_f$  is 1.8 to 2.2 V at 10 mA...  
 emitting the forward voltage may be used to operate 1.5 V or 2.0 V...  
 in signal devices a series resistor must be used to limit the maximum current to the device's...  
 maximum rating of 10 mA under the forward bias.

SYMBOL:

ABSOLUTE MAXIMUM RATINGS  
 Maximum Temperature and Humidity  
 Junction Temperature  
 Storage Temperature  
 The Temperature Ranging from  
 Maximum Humidity of 95%  
 Maximum Power Dissipation  
 Forward Current  
 Maximum Voltage and Current  
 Reverse Voltage  
 Forward DC Current  
 Forward Peak Current 1.0 or higher



FTK0106

SOLID STATE  
**TECHNOLOGY KIT**  
automobile clock  
**FAIRCHILD**



CARD FRONT

CARD BACK

CARD FRONT

DIGITS			PHOTO ARRAYS		
FTK0001	0.5" High Common Cathode Digit	\$1.00	FTK0040	9-Element Tape Reader Array	16.00
FTK0002	0.5" High Common Anode Digit	1.00	FTK0041	12-Element Card Reader Array	24.00
FTK0003	.357" High Common Cathode Digit	.75	FTK0042	Reflective Opto Coupler	4.00
FTK0004	0.8" High Common Cathode Digit	2.00	COUPLERS		
FTK0005	0.8" High Common Anode Digit	2.00	FTK0050	3 General Purpose Opto Couplers	1.00
0.8" HIGH DISPLAY ARRAYS			FTK0051	Darlington Opto Coupler	1.00
FTK0010	12 Hour, 3 1/2 Digit Clock Display	7.00	MOS CLOCK CIRCUITS		
FTK0011	24 Hour, 4 Digit Clock Display	8.00	FTK0400	Digital Clock/Calendar Circuit (FCM7001)	7.00
LED LAMPS			FTK0401	Digital Clock/Calendar with BCD Outputs (FCM7002)	7.00
FTK0020	10 Red LED Lamps	1.00	FTK0402	Direct Drive Digital Clock Circuit with AC Output (FCM3817A)	5.00
FTK0021	5 Mixed Colored LED Lamps	1.00	FTK0403	Direct Drive Digital Clock Circuit with DC Output (FCM3817D)	5.00
FTK0022	10 LED Mounting Clips	1.00	FTK0405	Direct Drive Digital Clock/Calendar Circuit (FCM7015)	6.00
FTK0023	5 Three Piece LED Mounting Adapters	1.00	KITS		
PHOTO TRANSISTORS			FTK0106	Automobile Clock Kit	40.00
FTK0030	5 Flat Lens Photo Transistors	1.00			
FTK0031	5 Round Lens Photo Transistors	1.00			
FTK0032	3 Flat Lens Photo Darlington	1.00			
FTK0033	3 Round Lens Photo Darlington	1.00			

- THESE PRODUCTS ARE PACKAGED FOR OUTSTANDING WALL DISPLAY APPEARANCE
- FULL **FAIRCHILD** PRODUCT LINE TO FOLLOW

Satisfaction Guaranteed. \$5.00 Min. Order. U.S. Funds.  
 California Residents — Add 6% Sales Tax  
 Send a 24c Stamp (postage) for a Free 1977 Catalog

**NOW OPEN SATURDAYS**

# JAMES

1021-A HOWARD AVE., SAN CARLOS, CA. 94070  
 PHONE ORDERS WELCOME — (415) 592-8097

- DEALER'S AND WHOLE-SALER'S INQUIRIES INVITED — PRICE LIST AVAILABLE.
- BUY WITH PRIDE THE PRODUCTS BUILT BY THE INDUSTRY'S LEADER — **FAIRCHILD**



# Z-80

C-MOD Z-80 CPU Board,  
complete kit, including  
Z-80 Manual **\$139.95**

Z-80 Single Board Minicomputer  
including complete kit (no power  
supply or front panel) **\$199.95**

1K Monitor for above boards available,  
programmed in 2708 E-PROMS (plug-  
in) -- Reg. \$74.95; when purchased with  
above boards, only \$64.95

RM 4-K STATIC Memory Board  
Kits as low as **\$99.95**

Complete systems including keyboard,  
Teletype printer, 4-K of RAM memory,  
case, power supply, CPU board, as low  
as \$795 (kit) or as low as \$999.95 (As-  
sembled). Limited time offer.

## Sensational Price Reductions

Z-80 CPU IC only **\$77.95**  
8080A CPU IC **\$24.95**  
6800 CPU IC **\$29.95**  
2102 1K Static Memory **1.49**  
2102L-1 low power 450 ns **1.98**  
2102LF low power 350 ns **2.49**

Altair/IMSAI 4K Static Memory  
Board Kit with 2102  
memories **\$79.95**

with 2102-L1 (low power, 450 ns)  
including IC sockets) **\$99.95**

With 2102-LF (low power, 350 ns)  
including IC sockets) **\$129.95**

Altair/IMSAI PROM Boards  
all components except PROMS, 1702  
version or 2708 version (specify) **\$49.95**

Complete line of Altair/IMSAI Interface  
Boards including 4 types of prototype  
boards.

(Limited time offer --- Any board in this  
ad will be shipped, assembled and tested  
for an additional \$45.)

Write for specials on complete 8080,  
6800, and Z-80 systems. Software avail-  
able in ROM or PROM. For prompt  
response, please enclose stamped self-  
addressed envelope.

## MiniMicroMart

1618 James Street  
Syracuse, New York 13203  
(315) 422-4467

# SPECIAL SALE— ONE-SHOT DEAL

## 81% OFF—NEW-BOXED TUBES

<input type="checkbox"/> 1V2	5 for \$3.04	<input type="checkbox"/> 6HQ5	5 for \$6.42
<input type="checkbox"/> 2AV2	5 for \$3.99	<input type="checkbox"/> 6HV5	5 for \$11.21
<input type="checkbox"/> 3A3	5 for \$5.09	<input type="checkbox"/> 6JC6	5 for \$5.66
<input type="checkbox"/> 3AT2	5 for \$4.94	<input type="checkbox"/> 6JE6	5 for \$10.60
<input type="checkbox"/> 3DB3	5 for \$5.56	<input type="checkbox"/> 6JS6	5 for \$9.41
<input type="checkbox"/> 3GK5	5 for \$4.90	<input type="checkbox"/> 6JUB	5 for \$5.61
<input type="checkbox"/> 3HA5	5 for \$4.85	<input type="checkbox"/> 6KAB	5 for \$6.18
<input type="checkbox"/> 5GH8	5 for \$5.94	<input type="checkbox"/> 6KE8	5 for \$7.75
<input type="checkbox"/> 6BK4	5 for \$9.45	<input type="checkbox"/> 6KT8	5 for \$6.89
<input type="checkbox"/> 6CG3	5 for \$4.99	<input type="checkbox"/> 6KZ8	5 for \$4.99
<input type="checkbox"/> 6CJ3	5 for \$4.75	<input type="checkbox"/> 6LB6	5 for \$10.22
<input type="checkbox"/> 6DW4	5 for \$4.75	<input type="checkbox"/> 8FQ7	5 for \$3.85
<input type="checkbox"/> 6EA8	5 for \$4.99	<input type="checkbox"/> 12BY7	5 for \$6.65
<input type="checkbox"/> 6EH7	5 for \$4.85	<input type="checkbox"/> 12GN7	5 for \$7.03
<input type="checkbox"/> 6EJ7	5 for \$4.52	<input type="checkbox"/> 12HL7	5 for \$6.18
<input type="checkbox"/> 6FQ7	5 for \$3.85	<input type="checkbox"/> 17JZ8	5 for \$4.52
<input type="checkbox"/> 6GF7	5 for \$6.70	<input type="checkbox"/> 23Z9	5 for \$6.04
<input type="checkbox"/> 6GH8	5 for \$3.99	<input type="checkbox"/> 33GY7	5 for \$7.65
<input type="checkbox"/> 6GJ7	5 for \$3.52	<input type="checkbox"/> 36MC6	5 for \$10.83
<input type="checkbox"/> 6GU7	5 for \$5.28	<input type="checkbox"/> 38HE7	5 for \$9.27
<input type="checkbox"/> 6HA5	5 for \$4.85	<input type="checkbox"/> 38HK7	5 for \$9.08

100—2.5 Amp. 1000 PIV DIODES.....	\$9.95
10—15KV FOCUS RECT.....	\$4.50
4—G.E. BFP-008-8KV FOCUS RECT.....	\$2.00
4—G.E. BFP-004—DAMPER DIODES.....	\$2.00
4—G.E. BFP-002—BOOST RECT.....	\$2.00
20—1N34A CRYSTAL DIODES.....	\$2.00
6—ANT CLOTHSPINS.....	\$1.19
2—2 SET COUPLERS (300 Ohm).....	\$3.00
2—4 SET COUPLERS (300 Ohm).....	\$4.50
6—75 to 300 Ohm Matching Xfms.....	\$5.95
1000 Ft. 300 Ohm-100 Mil Ant. Wire.....	\$24.95
1000 Ft. 59 U-COAX CABLE (BLACK).....	\$42.95
UHF ANT. LOOP—18" LEAD.....	6 for \$1.00
UHF/VHF SPLITTER.....	\$1.49
50 Ft. ROLL SPEAKER HOOKUP WIRE.....	\$99
100 Ft. ROLL SPEAKER HOOKUP WIRE.....	\$1.89
MONO PHONO TONEARM.....	\$1.69 Ea.
BOX SPRINGS-ASST'D (PHONO & CASSETTE).....	\$1.69
3 PACK IRISH CASSETTE—C-60.....	\$1.39 Pack
3 PACK WISH CASSETTE—C-90.....	\$1.89 Pack
5/8" SPEAKER 5 Oz. MAG.....	\$3.95
6X9—20 Oz. MAGNET.....	\$10.95
6X9—10 Oz. MAG. (COAX).....	\$10.95
3 WAY SPEAKER KIT WIRED.....	\$6.9
2—BEHIND SET ANT. (5 Sect).....	\$4.99
SONY ANT WITH PLUG.....	\$5.49
70% COLOR CRT BOOSTER.....	\$4.25 Ea.
90% COLOR CRT BOOSTER.....	\$4.50 Ea.
90% COLOR CRT BOOSTER.....	3 for \$11.50

### COLOR FLYBACK TRANSFORMERS

RCA—136640.....	\$6.95 Ea.
RCA—137545.....	\$6.95 Ea.
PHILCO—32-10132-1.....	\$3.95 Ea.
MAGNAVOX 361374-1.....	\$6.95 Ea.
ZENITH—S-964530-2.....	\$7.95 Ea.

### COLOR YOKES—

REPL. DY95AC-Y109 (LESS COVER).....	\$5.95
ZENITH S-89750 (Y162).....	\$7.95
GENERAL ELECTRIC 76X8.....	\$2.00 Ea.
SYLVANIA 51-38909-2 (Y227).....	\$6.95
SYLVANIA 51-29986-2 (Y225).....	\$6.95
SYLVANIA 51-38553-2 (Y228).....	\$6.95
SYLVANIA 51-33657-4 (Y151).....	\$6.95
VOLTAGE TRIP. REPL. ECG 500.....	\$6.95 Ea.

### CONDENSERS AXIAL LEAD

1 MFD. 50 VOLTS.....	4 for \$1.00
1000 MFD. 35 VOLTS.....	6 for \$2.49
500 MFD. 50 VOLTS.....	6 for \$2.49
47 MFD. 350 VOLTS.....	6 for \$2.59
80 MFD. 450 VOLTS.....	3 for \$2.98
100 MFD. 450 VOLTS.....	3 for \$3.39
25 ASST'D AXIAL AND P.C. CONDENSERS.....	\$3.95
50 ASST'D CONDENSERS (TRANS. WORK).....	\$3.95

30 WATT PENCIL SOLD. IRON.....	\$1.99
WAHL CORDLESS SOLD. IRON.....	\$13.95
WELLER CORDLESS SOLD. IRON.....	\$13.95
WELLER 8200 PK (SOLD. KITS).....	\$11.50

B/K—280 3 DIG. MULTIMETER.....	\$84.90
JERROLD UNIV. TV REMOTE.....	
MODEL TRC-12-3.....	\$64.95
V.M. RECORD CHANGER/CART—#1691.....	\$26.95
V.M. RECORD. CHANGER/CART—#1692.....	\$26.95
MURA #2000-CB DESK MIKE.....	\$21.95
EMHART #911 SMOKE DETECTOR BATTERY OPERATED.....	
SPECIAL PRICE.....	\$38.95

12 ASST'D CIRCUIT BREAKERS.....	\$5.99
20 ASST'D SLIDE SWITCHES.....	\$1.00
50 ASST'D CONTROLS.....	\$2.00
200 ASST'D RESISTORS (CUT LEADS).....	\$1.19
50 ASST'D WIRE WOUND RESISTORS.....	\$2.39
100 ASST'D MICA COND.....	\$1.19
6 Pc. TV ALIGNMENT TOOLS.....	\$1.19
2—BLUE LATERAL MAG./PURITY RING.....	\$2.98
6 ASST'D FOCUS SOCKETS.....	\$1.19
6—HV ANODE LEADS (40KV-LARGE CUP).....	\$2.39
10—HV ANODE LEADS SMALL CUP—22K BLEDDER.....	\$1.19
5 CRT HARNESS (19"-23"25" CRT).....	\$1.19
25 ASST'D PLATE CAPS (6JE6-6DQ6).....	\$1.00
2—SHUNT REG. HOODS (6BK4 etc).....	\$1.19
21" CRT CONV. ASSEMBLY.....	\$1.00
25" CRT CONV. ASSEMBLY.....	\$1.00

### DIAMOND REPL. NEEDLES

PICKERING—V-15 ORANGE.....	\$2.95 Ea.
PICKERING—V-15 GREY.....	\$2.95
SHURE—N-30—N-44.....	\$2.95
SHURE—N-75—N-91.....	\$2.95
CARD 12 ALL FORK (VARCO-BSR) SAPPHIRE.....	\$2.39

### TRANSISTORS

REPL. SK-3115-ECG-165-BU-208.....	\$3.95 Ea.
REPL. ECG 181-HEPS 7000.....	\$1.75 Ea.
REPL. ECG 192—SK3137.....	\$85 Ea.

### COLOR IC CHIPS & AUDIO CHIPS

REPL. ZEN. 221-62—ECG 790.....	4 for \$5.00
REPL. ZEN. 221-46—221-51—ECG 713.....	4 for \$5.00
REPL. ZEN. 221-39.....	\$2.95 Ea.
REPL. ECG 712.....	4 for \$5.00
REPL. ECG 714.....	4 for \$5.00
REPL. ECG 715.....	4 for \$5.00
REPL. ECG 748.....	4 for \$5.00
REPL. ECG 749.....	4 for \$5.00

PL-259.....	2 for \$1.00
CB MIKE CONN. FEMALE 3 PRONG.....	\$1.09 Ea.
CB MIKE CONN. FEMALE 4 PRONG.....	\$1.09 Ea.
5-D004—INT. RECT DUAL DIODES.....	\$2.95
TECH SPRAY BLUE SHOWER 24 Oz.....	\$3.19
TECH SPRAY BLUE FROST 20 Oz. CAN.....	\$2.69
TECH SPRAY "MINUS 62" 15 Oz.....	\$2.59
TECH SPRAY "BLUE STUFF" 8 Oz.....	\$1.69

### SOLID STATE TUBES EDI

3A3.....	\$5.25	R-12C—SOLID STICK.....	\$5.25
R-3AT2.....	\$5.25	R-DW4.....	\$4.25
R-30B3.....	\$5.25	R-2W2.....	\$3.25

DIST. FOR B/K TEST EQUIPMENT  
DIST. FOR SBE—CB—RADIOS

**SEND FOR FREE CATALOG**  
TUBES UP TO 80% OFF  
MINIMUM ORDER \$50.00

Orders under \$50.00—\$2.00 shipping & handling  
SEND CHECK OR M.O.


**TV TECH SPECIALS**  
P.O. BOX 603  
KINGS PARK, LI., NEW YORK 11754  
PHONE 516-269-0805

## 4K LOW POWER RAM BOARD KIT THE WHOLE WORKS \$89.95

Imesai and Altair 8080 plug in compatible. Uses low power static 21L02-1 500 ns. RAM's, which are included. Fully buffered, drastically reduced power consumption, on board regulated, all sockets and parts included. Premium quality plated thru PC Board.

## Stick It!

IN YOUR CLOCK!  
IN YOUR DVM, etc.



4 JUMBO .50 INCH DIGITS  
ON ONE "STICK"!  
(with colons and AM/PM Indicator)

### \$3.95

BUY 3 FOR \$10.00

**BOWMAR**

### 4 DIGIT LED READOUT ARRAY

The Bowmar Opto-Stick. The best readout bargain we have ever offered. Has four common cathode jumbo digits with all segments and cathodes brought out. Increased versatility since any of the digits may be used independently to fit your applications. Perfect for any clock chip, especially direct drive units like 50380 or 7010. Also use in freq. counters, DVM's, etc. For 12 or 24 hour format.

**HUGE SPECIAL PURCHASE!  
NOT FACTORY SECONDS  
AS SOLD BY OTHERS**

## JUMBO LED CAR CLOCK

### \$16.95 KIT

You requested it! Our first DC operated clock kit. Professionally engineered from scratch to be a DC operated clock. Not a makeshift kluge as sold by others. Features: Bowmar 4 digit .5 inch LED array, Mostek 50252 super clock chip, on board precision time base, 12 or 24 hour real time format, perfect for cars, boats, vans, etc. Kit contains PC Board and all other parts needed (except case). 50,000 satisfied clock kit customers cannot be wrong!

FOR ALARM OPTION ADD \$1.50  
FOR XFMR FOR AC OPERATION ADD \$1.50

## 50 HZ CRYSTAL TIME BASE KIT - \$6.95

All the features of our 60HZ kit but has 50HZ output. For use with clock chips like the 50252 that require 50HZ to give 24 hour time format.

### UP YOUR COMPUTER!

21L02-1 1K LOW POWER 500 NS STATIC RAM  
TIME IS OF THE ESSENCE

And so is power. Not only are our RAM's faster than a speeding bullet but they are now very low power. We are pleased to offer prime new 21L02 - 1 low power and super fast RAM's. Allows you to STRETCH your power supply farther and at the same time keep the wait light off. **8 for \$12.95**

### 1000 MFD FILTER CAPS

Rated 35 WVDC. Upright style with PC leads. Most popular value for hobbyists. Compare at up to \$.19 each from franchise type electronic parts stores.



S.D. Special  
4 for \$1.00

**WESTERN DIGITAL UART**  
No. TR1602B. 40 pin DIP  
This is a very powerful and popular part.  
**NEW-\$6.95 with data LIMITED QUANTITY**

**C&K MINI TOGGLE SWITCH**  
No. 7103 SUE MINI SPDT  
Center Off.  
**SPECIAL - 99c**

### MICROPROCESSORS AND THINGS

8080A	By AMD. Outperforms INTEL	\$24.00
8008-1	High Speed 8008	6.95
8212	I/O PORT	3.50
8224	Clock Generator	4.95
8820	Dual Line RCVR	1.75
8830	Dual Line Driver	1.75
8838	Quad Bus Transceiver	2.00
MC1488	RS232 to TTL	1.50
MC1489	TTL to RS232	1.50
2513	Character Gen.	10.00
MM5204	4K E Prom	12.00

*LOW COST  
HIGH VALUE*

### SLIDE SWITCH ASSORTMENT

Our best seller. Includes miniature and standard sizes, single and multi-position units. All new, first quality, name brand. Try one package and you'll reorder more. **SPECIAL 12/\$1.**



**MOTOROLA POWER DARLINGTON**  
Back in Stock!  
Like M13001. NPN 80V, 10A. HFE 6000 TYP. TO-3 case. We include a free 723 C volt reg. with schematic for power supply. **SPECIAL - \$1.99**

### RESISTOR ASSORTMENT

1/4 W 5% and 10%. PC leads. A good mix of values. **200/\$2.**



**SALE ON CUT LEAD SEMICONDUCTORS**  
Leads were cut for PCB insertion. Still very useable. All new, unused. Some House no.

TTL INTEGRATED CIRCUITS			
7400 - 19c	7430 - 19c	7476 - 35c	74153 - 75c
7402 - 19c	7432 - 34c	7480 - 49c	74154 - 1.00
74L04 - 29c	7437 - 39c	7483 - 95c	74157 - 75c
74S04 - 44c	7438 - 39c	7485 - 95c	74161 - 95c
7404 - 19c	7440 - 19c	7586 - 45c	74164 - 1.10
7406 - 29c	7447 - 85c	7490 - 65c	74165 - 1.10
7408 - 19c	7448 - 85c	7492 - 75c	74174 - 95c
7410 - 19c	7451 - 19c	7495 - 75c	74181 - 2.50
7411 - 29c	7453 - 19c	7496 - 89c	74191 - 1.25
7413 - 50c	7473 - 39c	74121 - 38c	74192 - 1.25
7420 - 19c	7474 - 35c	74123 - 65c	74193 - 1.00
	7575 - 35c	74141 - 75c	74195 - 69c

**74S200**  
256 Bit High Speed RAM  
Same as 82S16  
**\$3.95**

**1K PROM BACK IN STOCK!**  
82S129. 256x4. Bipolar, 50NS.  
**FAST, WITH SPECS. \$3.95**

1N914/1N4148 100/\$2.  
1N4002 1 Amp 100 PIV 40/\$1.  
1N4745A 16V 1W Zener 20/\$1.  
EN2222 NPN Transistor 25/\$1.  
2N3392 GE Pre-amp Xstr 25/\$1.  
C103Y SCR. 800MA 60V 10/\$1.

## 2/\$10. 60HZ CRYSTAL TIME BASE FOR DIGITAL CLOCKS S.D. SALES EXCLUSIVE! \$5.95

### KIT FEATURES:

- 60hz output with accuracy comparable to a digital watch
- Directly interfaces with all MOS Clock Chips
- Super low power consumption (1.5 Ma typ.)
- Uses latest MOS 17 stage divider IC
- Eliminates forever the problem of AC line glitches
- Perfect for cars, boats, campers, or even for portable clocks at ham field days.
- Small size, can be used in existing enclosures.

**KIT INCLUDES CRYSTAL, DIVIDER IC, PC BOARD PLUS ALL OTHER NECESSARY PARTS & SPECS.**

### FAIRCHILD BIG LED READOUTS

A big .50 inch easy to read character. Now available in either common anode or common cathode. Take your pick. Super low current drain, only 5MA per segment typical. FND-510 Common Anode FND-503 Common Cathode **PRICE SLASHED! 59c each**

### TERMS:

Money Back Guarantee. No COD. Texas Residents add 5% tax. Add 5% of order for postage and handling. Orders under \$10. add 75c. Foreign orders: US Funds ONLY!

**CALL YOUR BANK AMERICARD OR MASTER CHARGE ORDER IN ON OUR CONTINENTAL UNITED STATES TOLL FREE WATTS:**

**1-800-527-3460**  
Texas Residents Call Collect  
**214/271-0022**

**S.D. SALES CO.**  
P. O. BOX 28810 - C  
Dallas, Texas 75228

### 7400N TTL

SN7400N	16	SN7459A	.25	SN74154N	1.00
SN7401N	16	SN7460N	.22	SN74155N	1.00
SN7402N	21	SN7470N	.45	SN74156N	1.00
SN7403N	16	SN7472N	.37	SN74157N	.99
SN7404N	18	SN7473N	.32	SN74160N	1.25
SN7405N	24	SN7474N	.37	SN74161N	.99
SN7406N	20	SN7475N	.30	SN74163N	.99
SN7407N	29	SN7476N	.32	SN74164N	1.00
SN7408N	25	SN7477N	.30	SN74165N	1.10
SN7409N	25	SN7480N	.50	SN74166N	1.25
SN7410N	18	SN7482N	.98	SN74167N	2.50
SN7411N	30	SN7483N	.30	SN74170N	2.10
SN7412N	33	SN7485A	.89	SN74172N	1.50
SN7413N	45	SN7486A	.39	SN74173N	1.50
SN7414N	70	SN7488N	3.50	SN74174N	1.25
SN7415N	35	SN7489N	2.25	SN74175N	.99
SN7417N	35	SN7490N	.45	SN74176N	.90
SN7420N	21	SN7491N	.75	SN74177N	.90
SN7422N	49	SN7493N	.49	SN74180N	2.49
SN7423N	37	SN7494N	.79	SN74181N	2.49
SN7425N	29	SN7495N	.79	SN74182N	.95
SN7426N	29	SN7496N	.89	SN74183N	1.95
SN7427N	37	SN7497N	.40	SN74185A	2.20
SN7429N	42	SN74100N	1.00	SN74186N	15.00
SN7430N	26	SN74107N	3.00	SN74187N	6.00
SN7432N	31	SN74121N	.79	SN74188N	3.00
SN7437N	27	SN74120N	.70	SN74189N	1.19
SN7438N	27	SN74123N	.70	SN74191N	1.25
SN7439N	25	SN74125N	.60	SN74192N	.89
SN7440N	15	SN74126N	.60	SN74193N	.89
SN7441N	89	SN74127N	1.09	SN74194N	1.25
SN7442N	59	SN74136N	.95	SN74195N	.75
SN7443N	75	SN74141N	1.15	SN74196N	1.25
SN7444N	81	SN74142N	.40	SN74197N	1.75
SN7445N	75	SN74143N	4.50	SN74198A	1.75
SN7446N	81	SN74144N	1.15	SN74200N	1.75
SN7447N	69	SN74144A	2.15	SN74202N	1.75
SN7448N	79	SN74147N	1.35	SN74209N	9.00
SN7450N	26	SN74148N	2.00	SN74251N	1.79
SN7451N	27	SN74150N	1.00	SN74284N	6.00
SN7453N	27	SN74151N	.79	SN74285N	6.00
SN7454N	20	SN74153N	.89	SN74367N	7.50

MANY OTHERS AVAILABLE ON REQUEST  
20% Discount for 100 Combined 7400's

CD4000	25	CMOS	74C04N	75	
CD4001	25	CD4035	74C10N	65	
CD4002	25	CD4040	74C20N	65	
CD4006	2.50	CD4042	74C30N	65	
CD4007	2.50	CD4044	74C42N	2.15	
CD4009	2.50	CD4044	74C73N	1.50	
CD4010	59	CD4046	74C74	1.15	
CD4011	59	CD4047	74C90N	3.00	
CD4012	25	CD4049	74C93N	2.00	
CD4013	47	CD4050	74C107N	1.25	
CD4016	56	CD4051	74C151	2.90	
CD4017	1.35	CD4052	74C154	4.00	
CD4020	1.49	CD4066	74C165	2.15	
CD4022	1.25	CD4069	74C163	3.25	
CD4023	25	CD4071	74C163	3.00	
CD4024	1.50	CD4081	74C164	3.25	
CD4025	25	CD4081	74C173	2.60	
CD4027	69	CD4518	2.50	74C193	2.75
CD4028	1.65	CD4566	3.00	74C195	2.75
CD4029	2.90	74C400N	.39	MC4044	4.95
CD4030	65	74C02N	.55	MC14016	.56

LM300N	80	LM1310N	2.95
LM301N	35	LM1311N	1.65
LM302N	75	LM1414N	1.75
LM303N	1.00	LM1458N	1.75
LM304N	1.00	LM1460N	.95
LM305N	95	LM1567N	1.85
LM307CN	35	LM1377N	4.00
LM308A	1.00	LM1380N	1.95
LM308CN	1.00	LM1390CN	1.05
LM309N	1.10	LM1381N	1.79
LM309N	99	LM3829N	1.79
LM310CN	1.15	NE501N	8.00
LM311N	90	NE501A	6.00
LM318CN	1.50	NE531H	3.00
LM319N	1.30	NE536T	6.00
LM320N	1.35	NE540L	8.00
LM320K-2	35	NE550N	.80
LM320K-12	1.35	NE555V	4.50
LM320K-15	1.35	NE560N	5.00
LM320T-1	1.75	NE560B	5.00
LM320T-2	1.75	NE560C	1.25
LM320T-12	1.75	NE565N	1.25
LM320T-15	1.75	NE567H	1.50
LM320T-24	1.75	NE567V	1.75
LM323A-5	9.90	LM709N	.29
LM324A-1	1.80	LM709N	.29
LM339N	1.70	LM710N	.29
LM340K-5	1.95	LM711N	.25
LM340K-6	1.95	LM723N	.55
LM340K-8	1.95	LM723N	.55
LM340K-12	1.95	LM733N	1.00
LM340K-15	1.95	LM739N	1.00
LM340K-18	1.95	LM741CN	2.50
LM340T-5	1.75	LM741CN	2.50
LM340T-8	1.75	LM747N	.79
LM340T-12	1.75	LM747N	.79
LM340T-15	1.75	LM748N	.39
LM340T-24	1.75	LM748N	.39
LM340T-30	1.75	LM748N	.39
LM340T-36	1.75	LM748N	.39
LM340T-48	1.75	LM748N	.39
LM340T-60	1.75	LM748N	.39
LM340T-72	1.75	LM748N	.39
LM340T-84	1.75	LM748N	.39
LM340T-96	1.75	LM748N	.39
LM340T-108	1.75	LM748N	.39
LM340T-120	1.75	LM748N	.39
LM340T-132	1.75	LM748N	.39
LM340T-144	1.75	LM748N	.39
LM340T-156	1.75	LM748N	.39
LM340T-168	1.75	LM748N	.39
LM340T-180	1.75	LM748N	.39
LM340T-192	1.75	LM748N	.39
LM340T-204	1.75	LM748N	.39
LM340T-216	1.75	LM748N	.39
LM340T-228	1.75	LM748N	.39
LM340T-240	1.75	LM748N	.39
LM340T-252	1.75	LM748N	.39
LM340T-264	1.75	LM748N	.39
LM340T-276	1.75	LM748N	.39
LM340T-288	1.75	LM748N	.39
LM340T-300	1.75	LM748N	.39
LM340T-312	1.75	LM748N	.39
LM340T-324	1.75	LM748N	.39
LM340T-336	1.75	LM748N	.39
LM340T-348	1.75	LM748N	.39
LM340T-360	1.75	LM748N	.39
LM340T-372	1.75	LM748N	.39
LM340T-384	1.75	LM748N	.39
LM340T-396	1.75	LM748N	.39
LM340T-408	1.75	LM748N	.39
LM340T-420	1.75	LM748N	.39
LM340T-432	1.75	LM748N	.39
LM340T-444	1.75	LM748N	.39
LM340T-456	1.75	LM748N	.39
LM340T-468	1.75	LM748N	.39
LM340T-480	1.75	LM748N	.39
LM340T-492	1.75	LM748N	.39
LM340T-504	1.75	LM748N	.39
LM340T-516	1.75	LM748N	.39
LM340T-528	1.75	LM748N	.39
LM340T-540	1.75	LM748N	.39
LM340T-552	1.75	LM748N	.39
LM340T-564	1.75	LM748N	.39
LM340T-576	1.75	LM748N	.39
LM340T-588	1.75	LM748N	.39
LM340T-600	1.75	LM748N	.39
LM340T-612	1.75	LM748N	.39
LM340T-624	1.75	LM748N	.39
LM340T-636	1.75	LM748N	.39
LM340T-648	1.75	LM748N	.39
LM340T-660	1.75	LM748N	.39
LM340T-672	1.75	LM748N	.39
LM340T-684	1.75	LM748N	.39
LM340T-696	1.75	LM748N	.39
LM340T-708	1.75	LM748N	.39
LM340T-720	1.75	LM748N	.39
LM340T-732	1.75	LM748N	.39
LM340T-744	1.75	LM748N	.39
LM340T-756	1.75	LM748N	.39
LM340T-768	1.75	LM748N	.39
LM340T-780	1.75	LM748N	.39
LM340T-792	1.75	LM748N	.39
LM340T-804	1.75	LM748N	.39
LM340T-816	1.75	LM748N	.39
LM340T-828	1.75	LM748N	.39
LM340T-840	1.75	LM748N	.39
LM340T-852	1.75	LM748N	.39
LM340T-864	1.75	LM748N	.39
LM340T-876	1.75	LM748N	.39
LM340T-888	1.75	LM748N	.39
LM340T-900	1.75	LM748N	.39
LM340T-912	1.75	LM748N	.39
LM340T-924	1.75	LM748N	.39
LM340T-936	1.75	LM748N	.39
LM340T-948	1.75	LM748N	.39
LM340T-960	1.75	LM748N	.39
LM340T-972	1.75	LM748N	.39
LM340T-984	1.75	LM748N	.39
LM340T-996	1.75	LM748N	.39
LM340T-1000	1.75	LM748N	.39

74LS00	39	74LS139	1.95
74LS02	39	74LS151	1.55
74LS03	39	74LS153	1.89
74LS04	39	74LS157	1.55
74LS05	45	74LS167	2.95
74LS08	39	74LS183	2.19
74LS10	39	74LS185	2.49
74LS13	39	74LS186	2.49
74LS14	219	74LS187	3.69
74LS20	39	74LS192	2.49
74LS26	39	74LS193	2.49
74LS27	45	74LS195	2.49
74LS28	49	74LS196	2.49
74LS29	49	74LS197	2.49
74LS32	45	74LS199	2.49
74LS40	49	74LS212	1.89
74LS41	39	74LS213	1.89
74LS42	39	74LS214	1.89
74LS43	39	74LS215	1.89
74LS44	39	74LS216	1.89
74LS45	39	74LS217	1.89
74LS46	39	74LS218	1.89
74LS47	39	74LS219	1.89
74LS48	39	74LS220	1.89
74LS49	39	74LS221	1.89
74LS50	39	74LS222	1.89
74LS51	39	74LS223	1.89
74LS52	39	74LS224	1.89
74LS53	39	74LS225	1.89
74LS54	39	74LS226	1.89
74LS55	39	74LS227	1.89
74LS56	39	74LS228	1.89
74LS57	39	74LS229	1.89
74LS58	39	74LS230	1.89
74LS59	39	74LS231	1.89
74LS60	39	74LS232	1.89
74LS61	39	74LS233	1.89
74LS62	39	74LS234	1.89
74LS63	39	74LS235	1.89
74LS64	39	74LS236	1.89
74LS65	39	74LS237	1.89
74LS66	39	74LS238	1.89
74LS67	39	74LS239	1.89
74LS68	39	74LS240	1.89
74LS69	39	74LS241	1.89
74LS70	39	74LS242	1.89
74LS71	39	74LS243	1.89
74LS72	39	74LS244	1.89
74LS73	39	74LS245	1.89
74LS74	39	74LS246	1.89
74LS75	39	74LS247	1.89
74LS76	39	74LS248	1.89
74LS77	39	74LS249	1.89
74LS78	39	74LS250	1.89
74LS79	39	74LS251	1.89
74LS80	39	74LS252	1.89
74LS81	39	74LS253	1.89
74LS82	39	74LS254	1.89
74LS83	39	74LS255	1.89
74LS84	39	74LS256	1.89
74LS85	39	74LS257	1.89
74LS86	39	74LS258	1.89
74LS87	39	74LS259	1.89
74LS88	39	74LS260	1.89
74LS89	39	74LS261	1.89
74LS90	39	74LS262	1.89
74LS91	39	74LS263	1.89
74LS92	39	74LS264	1.89
74LS93	39	74LS265	1.89
74LS94	39	74LS266	1.89
74LS95	39	74LS267	1.89





# DELTA ELECTRONICS

POST OFFICE BOX 2,

7 OAKLAND ST,

AMESBURY, MASS 01913



## MAGNUS

We now have a limited number of matching 2 & 3 octave keyboards Use with tone generator, or with a synthesizer of your own. This keyboard has 37 keys. The size is 9 3/4 x 19 The 2 octave board has 28 keys, and the 1 octave board has 13 keys

3 octave boards	STOCK NO. R5210	4 lbs.	17.95 2/35.00
2 octave boards	STOCK NO. R5280	3 lbs.	8.95 2/17.00
2 octave kit	STOCK NO. R5455	3 lbs.	5.95 2/11.00
1 octave boards	STOCK NO. R5454	2 lbs.	4.95 2/ 9.00

## LO DUCA

A very attractive, 3 octave keyboard, Made in Italy. The dimensions are 23 inches x 10 1/4 inches x 8 inches. The keyboard is pictorially the same as the one above, but the rail is not present because of its superior construction there is no need for it. A 37 key array. STOCK NO R5453 5lbs. \$45.00 each

## MAGNUS TONE GENERATOR BOARD

Magnus model 1700 tone generator board, with slight damage due to handling. The board contains 12 separate oscillators for 37 notes, plus power output stage. The boards are new, but may have a component broken. They could be operable, or used as a basis for your own design. They are ideal for a synthesizer project. 4 1/2 inches x 27 inches. STOCK NO R5295 \$6.95 each 2/12.00

## MAGNUS TONE GENERATOR BOARD

This MAGNUS tone generator board has 12 SCR oscillators & IC dividers for 37 notes (3 octaves), plus 3 chord oscillators. The basic component for your organ or synthesizer. Requires only +5v,+15v, and an amplifier. Use with our R5210 keyboard, 5 1/4 inches x 19 1/4 inches.

STOCK NO. R5244 \$17.95 each 2/35.00

## 13 WATT AMPLIFIER


Matching 13 watt amplifier for use with R5244 tone generator. Complete with power supply rectifiers and filters. 4 1/4 inches x 6 inches. STOCK NO. R5245 \$9.95 each 2/18.00

## POWER TRANSFORMER

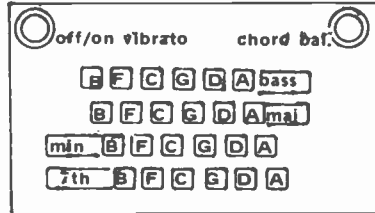
A power transformer to match the amplifiers above. STOCK NO. R5348 \$3.75 each 1/7.00



Miniature DC Motor Runs Off Solar Cells  
Use in Science Fairs!



Solar cell large: 430 mv, 500ma. Dia. .225 STOCK NO. R1001 \$8.95  
Solar cell small: 430 mv, 130ma. .788 sq. STOCK NO. R5456 \$2.50  
Solar cell motor large, 1.80 lgx 1 1/4 dia. STOCK NO. R5456 \$3.95  
Solar cell motor small, 1.65lg x 1 1/4 dia. STOCK NO. R5457 \$2.50  
If you buy the large cell & motor together..... \$12.00  
If you buy the small cell & motor together..... \$4.50



## MAGNUS CHORD BOARD (complete)

The MAGNUS chord board (complete), generates signals that produce six MAJOR, six MINOR, six SEVENTH and six BASS chords of the organ. The chord board has vibrato and chord balance switches.

STOCK NO. R5445 \$9.50

## MAGNUS CHORD BOARD (Incomplete)

MAGNUS chord board (Incomplete) has six MAJOR and six MINOR chords, the board also has tremble control. The board is incomplete due to the fact that the buttons and the front or top panel is not included with this chord board.

The chord board also has a set of four push buttons. STOCK NO. R5449 \$4.75

## MAGNUS INTERCONNECTING CABLE

This interconnecting cable is for the Magnus tone generator board to the chord board, the cable is a flat ribbon cable type. STOCK NO. R5252 \$1.00 ea 6/5.00

Send for our latest catalog, Minimum order \$5.00. Phone orders welcome:(617 388-4705) Include sufficient postage: excess will be refunded: BANKAMERICARD & MASTERCHARGE welcome, ALL numbers needed for processing. Minimum charge \$15.00  
CIRCLE 64 ON FREE INFORMATION CARD

## CB SPECIALS-R.F. DRIVERS-R.F. POWER OUTPUTS-FETS

2SC481 1.85	2SC767 15.75	2SC866 5.85	2SC1449-1 1.60	40081 1.50
2SC482 1.75	2SC773 .85	2SC1013 1.50	2SC1475 1.50	40082 3.00
2SC495 1.10	2SC774 1.75	2SC1014 1.50	2SC1678 5.50	2SC608 4.85
2SC502 3.75	2SC775 2.75	2SC1017 1.50	2SC1679 4.75	SK3046 2.15
2SC517 4.75	2SC776 3.00	2SC1018 1.50	2SC1728 2.15	SK3047 3.75
2SC614 3.80	2SC777 4.75	2SC1173 1.25	2SC1760 2.15	SJ2095 3.50
2SC615 3.90	2SC778 3.25	2SC1226A 1.25	2SC1816 5.50	SK3048 3.25
2SC616 4.15	2SC797 2.50	2SC1237 4.50	2SC1908 .70	SK3054 1.25
2SC617 4.25	2SC798 3.10	2SC1239 3.50	2SC1957 1.50	
2SC699 4.75	2SC781 3.00	2SC1243 1.50	2SF8 3.00	2SK19 1.75
2SC710 .70	2SC789 3.00	2SC1306 4.75	HEP-S 3001 3.25	2SK30 1.00
2SC711 .70	2SC796 3.15	2SC1306-1 4.90	2SD235 1.00	2SK33 1.20
2SC735 .70	2SC799 4.25	2SC1307 5.75	MRF8004 3.00	
2SC756 3.00	2SC802 3.75	2SC1307-1 6.00	4004 3.00	3SK40 2.75
2SC765 9.50	2SC803 4.00	2SC1377 5.50	4005 3.00	3SK45 2.75
2SC766 10.15	2SC839 .85	2SC1449 1.30	40080 1.25	3SK49 2.75

## JAPANESE TRANSISTORS

2SA52 .60	2SB187 .60	2SC458 .70	2SC815 .75	2SC1569 1.25
2SA316 .75	2SB235 1.75	2SC460 .70	2SC828 .75	2SC1756 1.25
2SA473 .75	2SB303 .65	2SC478 .80	2SC829 .75	
2SA483 1.95	2SB324 1.00	2SC491 2.50	2SC830 1.60	2SD30 .95
2SA489 .80	2SB337 2.10	2SC497 1.60	2SC839 .85	2SD45 2.00
2SA490 .70	2SB376 1.60	2SC515 .80	2SC845 .65	2SD65 .75
2SA505 .70	2SB370 .65	2SC535 .75	2SC1010 .80	2SD68 .90
2SA564 .50	2SB405 .85	2SC536 .65	2SC1012 .80	2SD72 1.00
2SA628 .65	2SB407 1.65	2SC537 .70	2SC1015 2.50	2SD88 1.50
2SA643 .85	2SB415 .85	2SC563 2.50	2SC1061 1.65	2SD151 2.25
2SA647 2.75	2SB461 1.25	2SC605 1.00	2SC1079 3.75	2SD170 2.00
2SA673 .85	2SB463 1.65	2SC620 .80	2SC1096 1.20	2SD180 2.75
2SA679 3.75	2SB471 1.75	2SC627 1.75	2SC1098 1.15	2SD201 1.95
2SA682 .85	2SB474 1.50	2SC642 3.50	2SC1115 2.75	2SD218 4.75
2SA699 1.30	2SB476 1.25	2SC643 3.75	2SC1160 7.00	2SD300 2.50
2SA699A 1.75	2SB481 2.10	2SC644 4.75	2SC1170 4.00	2SD313 1.10
2SA705 .55	2SB492 1.25	2SC681 2.50	2SC1172B 4.25	2SD315 .75
2SA815 .85	2SB495 .95	2SC684 2.10	2SC1209 5.50	2SD318 .95
2SA816 .85	2SB507 .90	2SC687 2.50	2SC1213 .75	2SD341 .95
	2SB511 .70	2SC696 2.35	2SC1226 1.25	2SD350 3.25
2SB22 .65		2SC712 .70	2SC1243 1.50	2SD352 .80
2SB54 .70	2SC206 1.00	2SC713 .70	2SC1293 .85	2SD380 5.70
2SB56 .70	2SC240 1.10	2SC732 .70	2SC1308 4.75	2SD389 .90
2SB77 .70	2SC261 .65	2SC733 .70	2SC1347 .80	2SD390 .75
2SB128 2.25	2SC291 .65	2SC739 .70	2SC1383 .75	2SD437 5.50
2SB135 .95	2SC320 2.00	2SC715 1.75	2SC1409 1.25	
2SB152 4.50	2SC352 .75	2SC762 1.90	2SC1410 1.25	MPS-U31 4.00
2SB173 .55	2SC353 .75	2SC783 1.00	2SC1447 1.25	MPS8000 1.25
2SB175 .55	2SC371 .70	2SC784 .70	2SC1448 1.25	
2SB178 1.00	2SC372 .70	2SC785 1.00	2SC1507 1.25	
2SB186 .60	2SC394 .70	2SC793 2.50	2SC1509 1.25	

## POWER-TRANSISTORS HIGH-VOLT. TV. TYPE

BU204 1300V 3.90	BU207 1300V 5.40	2SC1172B 1100V 4.25
BU205 1500V 4.70	BU208 1500V 6.25	2SC1308 1100V 4.95
BU206 1700V 5.90	2SC1170 1100V 4.00	2SC1325 1100V 4.95

## OEM SPECIALS

1N270 .10	2N960 .55	2N2219A .30	2N2913 .75	2N3740 1.00	2N4401 .20
1N914 .10	2N962 .40	2N2221 .25	2N2914 1.20	2N3771 1.75	2N4402 .20
	2N967 .50	2N2221A .30	2N2916A 3.65	2N3772 1.90	2N4403 .20
2N173 1.75	2N1136 1.35	2N2222 .25	2N3019 .50	2N3773 3.00	2N4409 .20
2N178 .90	2N1142 2.25	2N2222A .30	2N3053 .30	2N3819 .32	2N4410 .25
2N327A 1.15	2N1302 .25	2N2270 .40	2N3054 .70	2N3823 .70	2N4416 .75
2N334 1.20	2N1305 .30	2N2322 1.00	2N3055 .75	2N3856 .20	2N4441 .85
2N336 .90	2N1377 .75	2N2323 1.00	2N3227 1.00	2N3866 .85	2N4442 .90
2N338A 1.05	2N1420 .20	2N2324 1.35	2N3247 3.40	2N3903 .20	2N4443 1.20
2N398B .90	2N1483 .95	2N2325 2.00	2N3250 .50	2N3904 .30	2N4852 .55
2N404 .30	2N1540 .90	2N2326 2.85	2N3375 6.50	2N3905 .20	2N5061 .30
2N443 1.75	2N1543 2.70	2N2327 3.80	2N3393 .20	2N3906 .25	2N5064 .50
2N456 1.10	2N1544 .80	2N2328 4.20	2N3394 .17	2N3925 3.75	2N5130 .20
2N501A 3.00	2N1549 1.25	2N2329 4.75	2N3414 .17	2N3954 3.50	2N5133 15
2N508A .45	2N1551 2.50	2N2368 .25	2N3415 .18	2N3954A 3.75	2N5138 15
2N555 .45	2N1552 3.25	2N2369 .25	2N3416 .19	2N3955 2.45	2N5198 3.75
2N652A .85	2N1554 1.25	2N2484 .32	2N3417 .20	2N3957 1.25	2N5294 .50
2N677C 6.00	2N1557 1.15	2N2712 .18	2N3442 1.85	2N3958 1.20	2N5296 .50
2N706 .25	2N1560 2.80	2N2894 .40	2N3553 1.50	2N4037 .60	2N5306 .20
2N706B .40	2N1605 .35	2N2903 3.30	2N3563 .20	2N4093 .85	2N5364 .20
2N711 .50	2N1613 .30	2N2904 .25	2N3565 .20	2N4124 .20	2N5369 .20
2N711B .60	2N1711 .30	2N2904A .30	2N3638 .20	2N4126 .20	2N5400 .40
2N718 .25	2N1907 4.10	2N2905 .25	2N3642 .20	2N4141 .20	2N5401 .50
2N718A .30	2N2060 1.85	2N2905A .30	2N3643 .15	2N4142 .20	2N5457 .35
2N720A .50	2N2102 .40	2N2906 .25	2N3645 .15	2N4143 .20	2N5458 .30
2N918 .35	2N2218 .25	2N2906A .30	2N3646 .14	2N4220A .45	C103y .25
2N930 .25	2N2218A .30	2N2907 .25	2N3730 1.50	2N4234 .95	C103d .40
2N956 .30	2N2219 .25	2N2907A .30	2N3731 2.75	2N4400 .20	C106b1 .50
					C106d1 .75

## SILICON UNIJUNCTIONS


2N2646 .50	2N4871 .50
2N2647 .60	2N4891 .50
2N6027 .55	2N4892 .50
2N6028 .70	2N4893 .50
D5E37 .25	2N4894 .50
2N2160 .65	MU10 .40
2N4870 .50	

## INTEGRATED CIRC.

UA703C .40
709C OP. AMP. .25
741C OP. AMP. .25
7400 .15
TA7061P 3.50
TA7205P 8.00
UPC1001h2 6.00
Ne555 1.25

## RECTIFIERS

	10	100
IN4001 .60	5.00	
IN4002 .70	6.00	
IN4003 .80	7.00	
IN4004 .90	8.00	
IN4005 1.00	9.00	
IN4006 1.10	10.00	
IN4007 1.20	11.00	



New-Tone Electronics  
P.O. Box 1738 A  
Bloomfield, N.J. 07003  
Phone: (201) 748-6171  
748-6172  
748-6173

## ALL PARTS GUARANTEED

N.J. residents add 5% sales tax. Minimum order \$5.00. All orders add \$1.00 postage. Dealers write or phone for discount prices.

CIRCLE 41 ON FREE INFORMATION CARD



# Poly Pak's EXCLUSIVE

Avg. Ship. Wt. 6 ozs.

# \$1.98

Every kit carries a money back guarantee!

YOUR CHOICE OF ANY KIT

**BARREL KIT #202**  
PLUGS, SOCKETS, RECEPTACLES  
**100 for \$1.98**  
Distributor unload! Includes 100 DC, RF, audio, 4-9 pin, all kinds. Wt. 1 lb. Cat. No. 12R3527

**BARREL KIT #201**  
6V INDICATORS w/leads  
**15 for \$1.98**  
Test lamp manufacturer dumps inventory! Worth 63¢ ea. Like grain-o-wheat. Cat. No. 12R3526

**BARREL KIT #200**  
9 DIGIT READOUT MODULES  
**5 for \$1.98**  
with calculator & driver chips beneath epoxy flow good! Who knows? Cat. No. 12R3515

**BARREL KIT #198**  
TRANSISTORS & DARLINGTONS  
**50 for \$1.98**  
Motorola dumps 1,000,000 TO-220 in barrels. NPNs & PNP's. All color-coded, high yield. 6 ozs. 12R3533

**BARREL KIT #199**  
CALCULATOR KEYBOARDS  
**10 for \$1.98**  
It's true! 20-key, 4 function keyboards at ridiculous give-away. Wt. 12 ozs. Cat. No. 12R3524

**BARREL KIT #197**  
YELLOW JACKET MYLARS  
**75 for \$1.98**  
Top grade, asst. values, some preformed. Marked with internal numbers. 100% Cat. No. 12R3476



Buy 10 BARREL KITS AND CHOOSE THE 11TH Free

100'S OF BARRELS PURCHASED!

For the first time anywhere, Poly Pak merchandisers introduce a new way in buying the economical way. Raw stock from the "barrel". Remember the "good old days"? They're back again. The same way merchandisers

throughout the United States buy from various factories... their overruns in barrels. Poly Pak has done the same. Therefore you are getting the same type of material as the RE-TESTERS DO!

TEST 'EM YOURSELF 'N SAVE!

<b>BARREL KIT #195</b> CARBO-FILM RESISTORS 12R3534 <b>75 for \$1.98</b> millions. Lo & Hi values, 1/4 & 1/2 watt, 5%, 10% tol. All marked. 100%.	<b>BARREL KIT #191</b> CARBOFILM RESISTORS <b>800* for \$1.98</b> 1/2 pound, approx. 1/4, 1/2 watt. Asst. values. Unmarked, but with ohmmeter you can separate usefull-nave! Cat. No. 12R3445	<b>BARREL KIT #188</b> 400 Parts <b>\$1.98</b> Includes resistors, caps, transformers, rectifiers, diodes, etc for pc work. Preformed, dumped into barrels by factories. 100%. Cat. No. 12R3401	<b>BARREL KIT #186</b> KEYBOARD CHIPS <b>10 for \$1.98</b> Truthfully can't test 'em, MM6740's, keyboard encoder chips. How good they are we don't know. Cat. No. 12R3414	<b>BARREL KIT #184</b> 1/4-WATT METAL FILM <b>150 for \$1.98</b> 100% metal film resistors. Long leads. 12R3413	<b>BARREL KIT #182</b> JUMBO RED LEADS <b>15 for \$1.98</b> 100% material, using caucellation from factory dumps. 3V 10 mils. For 100's of projects. Red Tenn. Cat. No. 12R3369	<b>BARREL KIT #183</b> MINI TRIM POTS <b>30 for \$1.98</b> Asst. values 100 to 1 meg. em. What a buy. Single turn. 1/2 Wt. 8 ozs. Cat. No. 12R3345	<b>BARREL KIT #149</b> ROCKER SWITCHES <b>25 for \$1.98</b> 10 ozs. Barrels 'n barrels, so many, our customers should get the deal. No. 12R3302	<b>BARREL KIT #147</b> ONE-FLAT FLUORESCENT NIXIES <b>5 for \$1.98</b> Blue discharge type color. Blue. Cat. No. 12R3269	<b>BARREL KIT #144</b> RCA PHONO PLUGS <b>40 for \$1.98</b> 1,000,000 RCA phono plugs for this one. You hi-fiers know what they are. 100% material. 12R3293	<b>BARREL KIT #142</b> DARLINGTON TRANSISTORS <b>40 for \$1.98</b> TO-92, a Motorola dump, unknown numbers, but high yield to good darlington. 12R3285	<b>BARREL KIT #141</b> 10 WATT ZENERS <b>15 for \$1.98</b> 4 ozs. Mfr dumps to prepare for new styling, voltages all over the place. Good yield. Cat. No. 12R3298	<b>BARREL KIT #140</b> LAMPS, INDICATORS <b>20 for \$1.98</b> Precision mini lamp all-metal, panel, with mg hardware. Lamp maker's overstock. No. 12R3297	<b>BARREL KIT #138</b> PANEL SWITCHES <b>30 for \$1.98</b> Did you hear of OAK? Another opt maker barreled all types of rotating electric slides, etc. 12R3268	<b>BARREL KIT #134</b> CALCULATOR CHIPS <b>15 for \$1.98</b> National type. Can be MM5736, 38, etc. Un-tested. Cat. No. 12R3258	<b>BARREL KIT #131</b> TANTALUM ELECTROES <b>30 for \$1.98</b> Mixed, marked prime, top grade asst. values, voltages. Cat. No. 12R3285	<b>BARREL KIT #127</b> AXIAL ELECTROS <b>40 for \$1.98</b> Asst. capacities and voltages. Cat. No. 12R3227	<b>BARREL KIT #126</b> UPRIGHT ELECTROS <b>40 for \$1.98</b> 1ml to 300ml in mixture of voltages. 100% marked n good. 12R3226	<b>BARREL KIT #122</b> MINI MAGNETS <b>100 for \$1.98</b> 2 ozs. Magnet circular and rectangular cutting from a major maker - barreled n save approx. \$12R3168	<b>BARREL KIT #120</b> TERMINAL STRIPS <b>100 for \$1.98</b> Wide asst. of terminal strip connectors, from 1 contact up. Strip manufacturer's barrel dump is your gain. Wt. 1 lb. Cat. No. 12R3136	<b>BARREL KIT #118</b> LITRONICS LED READOUTS <b>10 for \$1.98</b> 747's, 727's, singles, tri-ples, etc. 30 to 0.6. Not from factory. Mixed base. Cat. No. 12R2861	<b>BARREL KIT #117</b> OPTICAL FIBERS <b>200 FT. \$1.98</b> Fiber optic factory bankruptcy purchase! High quality, most commonly used (200-ft. 2.0mm) CLEAR.	<b>BARREL KIT #112</b> MICRO MINI LEADS <b>40 for \$1.98</b> All the tiny leads, axial, upright of Monsanto, Litton etc. Un-tested. Yield 60% or better. 12R3139	<b>BARREL KIT #110</b> SUPPRESSOR DIODES <b>100 for \$1.98</b> Keeps imissions noises out axial. Un-tested, but she of your exp't. or industrial, etc. 12R3137	<b>BARREL KIT #109</b> TERMINAL STRIPS <b>100 for \$1.98</b> Wide asst. of terminal strip connectors, from 1 contact up. Strip manufacturer's barrel dump is your gain. Wt. 1 lb. Cat. No. 12R3136	<b>BARREL KIT #108</b> NATIONAL IC BONANZA <b>100 for \$1.98</b> Includes 8000, 7400 series, TTLs, ROMs, registers, clock & calc chips, libraries, etc. Cat. No. 12R2860 Un-tested.	<b>BARREL KIT #104</b> SLIDE VOLUME CONTROLS <b>10 for \$1.98</b> Un-tested. Wool! A Litton dump of all kinds of mixed discrete LEDs - diodes, colors, good, poor, etc. 12R2859	<b>BARREL KIT #103</b> PHOTO ELECTRIC CELLS <b>10 for \$1.98</b> Asst. GE types, CDS types. Mixed by factory. Big job for us to separate, 100% good. Cat. No. 12R3052	<b>BARREL KIT #93</b> LM-340T VOLT REG <b>15 for \$1.98</b> Factory rejected them for length of leads. May include 5, 6, 8, 12, 15, 18, 24 volts. Power lab. Cat. 12R2635	<b>BARREL KIT #88</b> 2 WATTERS <b>100 for \$1.98</b> 100% good. All marked. Cat. No. 12R2735	<b>BARREL KIT #87</b> HOBBY LEADS <b>40 for \$1.98</b> Un-tested. Wool! A Litton dump of all kinds of mixed discrete LEDs - diodes, colors, good, poor, etc. 12R2859	<b>BARREL KIT #86</b> HOBBY LEADS <b>40 for \$1.98</b> Un-tested. Wool! A Litton dump of all kinds of mixed discrete LEDs - diodes, colors, good, poor, etc. 12R2859	<b>BARREL KIT #85</b> MIXED READOUTS <b>10 for \$1.98</b> Factory rejected them for length of leads. May include 5, 6, 8, 12, 15, 18, 24 volts. Power lab. Cat. 12R2635	<b>BARREL KIT #83</b> LM-340T VOLT REG <b>15 for \$1.98</b> Factory rejected them for length of leads. May include 5, 6, 8, 12, 15, 18, 24 volts. Power lab. Cat. 12R2635	<b>BARREL KIT #82</b> MIXED READOUTS <b>10 for \$1.98</b> Factory rejected them for length of leads. May include 5, 6, 8, 12, 15, 18, 24 volts. Power lab. Cat. 12R2635	<b>BARREL KIT #81</b> SUBMINI RESISTORS <b>200 for \$1.98</b> PC, upright type, color coded, 1/2 watt. Asst. values. Came to us in a barrel. Cat. No. 12R2746 100% good.	<b>BARREL KIT #76</b> 1-WATT ZENERS <b>100 for \$1.98</b> Factory same as 300-mw's. Varies by color. Yield 60% or better. 12R3139	<b>BARREL KIT #75</b> 400M WATT ZENERS <b>150 for \$1.98</b> Factory out of biz. Amazing offer. 6, 8, 10, 12, 15V. Un-tested. Hermetically sealed glass pack. Double plug. Cat. No. 12R2740	<b>BARREL KIT #73</b> TRANSISTOR ELECTROS <b>50 for \$1.98</b> We don't wish to separate with asst. voltages & values up to 300 mV. Cat. 12R2747	<b>BARREL KIT #72</b> 8-DIGIT READOUTS <b>10 for \$1.98</b> Bargain of a lifetime! All we got was 1 barrel - the "blond digit" type. Multi-plexed. Cat. No. 12R2722	<b>BARREL KIT #71</b> CAPACITOR SPECIAL <b>100 pcs. \$1.98</b> mica, mullite, pirates, ceramic discs, etc. Nifty 100% good. Cat. No. 12R2738	<b>BARREL KIT #70</b> 2 WATTERS <b>100 for \$1.98</b> 100% good. All marked. Cat. No. 12R2735	<b>BARREL KIT #69</b> HOBBY LEADS <b>40 for \$1.98</b> Un-tested. Wool! A Litton dump of all kinds of mixed discrete LEDs - diodes, colors, good, poor, etc. 12R2859	<b>BARREL KIT #68</b> HOBBY LEADS <b>40 for \$1.98</b> Un-tested. Wool! A Litton dump of all kinds of mixed discrete LEDs - diodes, colors, good, poor, etc. 12R2859	<b>BARREL KIT #67</b> MIXED READOUTS <b>10 for \$1.98</b> Factory rejected them for length of leads. May include 5, 6, 8, 12, 15, 18, 24 volts. Power lab. Cat. 12R2635	<b>BARREL KIT #66</b> MIXED READOUTS <b>10 for \$1.98</b> Factory rejected them for length of leads. May include 5, 6, 8, 12, 15, 18, 24 volts. Power lab. Cat. 12R2635	<b>BARREL KIT #65</b> MIXED READOUTS <b>10 for \$1.98</b> Factory rejected them for length of leads. May include 5, 6, 8, 12, 15, 18, 24 volts. Power lab. Cat. 12R2635	<b>BARREL KIT #64</b> MIXED READOUTS <b>10 for \$1.98</b> Factory rejected them for length of leads. May include 5, 6, 8, 12, 15, 18, 24 volts. Power lab. Cat. 12R2635	<b>BARREL KIT #63</b> MIXED READOUTS <b>10 for \$1.98</b> Factory rejected them for length of leads. May include 5, 6, 8, 12, 15, 18, 24 volts. Power lab. Cat. 12R2635	<b>BARREL KIT #62</b> MIXED READOUTS <b>10 for \$1.98</b> Factory rejected them for length of leads. May include 5, 6, 8, 12, 15, 18, 24 volts. Power lab. Cat. 12R2635	<b>BARREL KIT #61</b> MIXED READOUTS <b>10 for \$1.98</b> Factory rejected them for length of leads. May include 5, 6, 8, 12, 15, 18, 24 volts. Power lab. Cat. 12R2635	<b>BARREL KIT #60</b> MIXED READOUTS <b>10 for \$1.98</b> Factory rejected them for length of leads. May include 5, 6, 8, 12, 15, 18, 24 volts. Power lab. Cat. 12R2635	<b>BARREL KIT #59</b> MIXED READOUTS <b>10 for \$1.98</b> Factory rejected them for length of leads. May include 5, 6, 8, 12, 15, 18, 24 volts. Power lab. Cat. 12R2635	<b>BARREL KIT #58</b> MIXED READOUTS <b>10 for \$1.98</b> Factory rejected them for length of leads. May include 5, 6, 8, 12, 15, 18, 24 volts. Power lab. Cat. 12R2635	<b>BARREL KIT #57</b> MIXED READOUTS <b>10 for \$1.98</b> Factory rejected them for length of leads. May include 5, 6, 8, 12, 15, 18, 24 volts. Power lab. Cat. 12R2635	<b>BARREL KIT #56</b> MIXED READOUTS <b>10 for \$1.98</b> Factory rejected them for length of leads. May include 5, 6, 8, 12, 15, 18, 24 volts. Power lab. Cat. 12R2635	<b>BARREL KIT #55</b> MIXED READOUTS <b>10 for \$1.98</b> Factory rejected them for length of leads. May include 5, 6, 8, 12, 15, 18, 24 volts. Power lab. Cat. 12R2635	<b>BARREL KIT #54</b> MIXED READOUTS <b>10 for \$1.98</b> Factory rejected them for length of leads. May include 5, 6, 8, 12, 15, 18, 24 volts. Power lab. Cat. 12R2635	<b>BARREL KIT #53</b> MIXED READOUTS <b>10 for \$1.98</b> Factory rejected them for length of leads. May include 5, 6, 8, 12, 15, 18, 24 volts. Power lab. Cat. 12R2635	<b>BARREL KIT #52</b> MIXED READOUTS <b>10 for \$1.98</b> Factory rejected them for length of leads. May include 5, 6, 8, 12, 15, 18, 24 volts. Power lab. Cat. 12R2635	<b>BARREL KIT #51</b> MIXED READOUTS <b>10 for \$1.98</b> Factory rejected them for length of leads. May include 5, 6, 8, 12, 15, 18, 24 volts. Power lab. Cat. 12R2635	<b>BARREL KIT #50</b> MIXED READOUTS <b>10 for \$1.98</b> Factory rejected them for length of leads. May include 5, 6, 8, 12, 15, 18, 24 volts. Power lab. Cat. 12R2635	<b>BARREL KIT #49</b> MIXED READOUTS <b>10 for \$1.98</b> Factory rejected them for length of leads. May include 5, 6, 8, 12, 15, 18, 24 volts. Power lab. Cat. 12R2635	<b>BARREL KIT #48</b> MIXED READOUTS <b>10 for \$1.98</b> Factory rejected them for length of leads. May include 5, 6, 8, 12, 15, 18, 24 volts. Power lab. Cat. 12R2635	<b>BARREL KIT #47</b> MIXED READOUTS <b>10 for \$1.98</b> Factory rejected them for length of leads. May include 5, 6, 8, 12, 15, 18, 24 volts. Power lab. Cat. 12R2635	<b>BARREL KIT #46</b> MIXED READOUTS <b>10 for \$1.98</b> Factory rejected them for length of leads. May include 5, 6, 8, 12, 15, 18, 24 volts. Power lab. Cat. 12R2635	<b>BARREL KIT #45</b> MIXED READOUTS <b>10 for \$1.98</b> Factory rejected them for length of leads. May include 5, 6, 8, 12, 15, 18, 24 volts. Power lab. Cat. 12R2635	<b>BARREL KIT #44</b> MIXED READOUTS <b>10 for \$1.98</b> Factory rejected them for length of leads. May include 5, 6, 8, 12, 15, 18, 24 volts. Power lab. Cat. 12R2635	<b>BARREL KIT #43</b> MIXED READOUTS <b>10 for \$1.98</b> Factory rejected them for length of leads. May include 5, 6, 8, 12, 15, 18, 24 volts. Power lab. Cat. 12R2635	<b>BARREL KIT #42</b> MIXED READOUTS <b>10 for \$1.98</b> Factory rejected them for length of leads. May include 5, 6, 8, 12, 15, 18, 24 volts. Power lab. Cat. 12R2635	<b>BARREL KIT #41</b> MIXED READOUTS <b>10 for \$1.98</b> Factory rejected them for length of leads. May include 5, 6, 8, 12, 15, 18, 24 volts. Power lab. Cat. 12R2635	<b>BARREL KIT #40</b> MIXED READOUTS <b>10 for \$1.98</b> Factory rejected them for length of leads. May include 5, 6, 8, 12, 15, 18, 24 volts. Power lab. Cat. 12R2635	<b>BARREL KIT #39</b> MIXED READOUTS <b>10 for \$1.98</b> Factory rejected them for length of leads. May include 5, 6, 8, 12, 15, 18, 24 volts. Power lab. Cat. 12R2635	<b>BARREL KIT #38</b> MIXED READOUTS <b>10 for \$1.98</b> Factory rejected them for length of leads. May include 5, 6, 8, 12, 15, 18, 24 volts. Power lab. Cat. 12R2635	<b>BARREL KIT #37</b> MIXED READOUTS <b>10 for \$1.98</b> Factory rejected them for length of leads. May include 5, 6, 8, 12, 15, 18, 24 volts. Power lab. Cat. 12R2635	<b>BARREL KIT #36</b> MIXED READOUTS <b>10 for \$1.98</b> Factory rejected them for length of leads. May include 5, 6, 8, 12, 15, 18, 24 volts. Power lab. Cat. 12R2635	<b>BARREL KIT #35</b> MIXED READOUTS <b>10 for \$1.98</b> Factory rejected them for length of leads. May include 5, 6, 8, 12, 15, 18, 24 volts. Power lab. Cat. 12R2635	<b>BARREL KIT #34</b> MIXED READOUTS <b>10 for \$1.98</b> Factory rejected them for length of leads. May include 5, 6, 8, 12, 15, 18, 24 volts. Power lab. Cat. 12R2635	<b>BARREL KIT #33</b> MIXED READOUTS <b>10 for \$1.98</b> Factory rejected them for length of leads. May include 5, 6, 8, 12, 15, 18, 24 volts. Power lab. Cat. 12R2635	<b>BARREL KIT #32</b> MIXED READOUTS <b>10 for \$1.98</b> Factory rejected them for length of leads. May include 5, 6, 8, 12, 15, 18, 24 volts. Power lab. Cat. 12R2635	<b>BARREL KIT #31</b> MIXED READOUTS <b>10 for \$1.98</b> Factory rejected them for length of leads. May include 5, 6, 8, 12, 15, 18, 24 volts. Power lab. Cat. 12R2635	<b>BARREL KIT #30</b> MIXED READOUTS <b>10 for \$1.98</b> Factory rejected them for length of leads. May include 5, 6, 8, 12, 15, 18, 24 volts. Power lab. Cat. 12R2635	<b>BARREL KIT #29</b> MIXED READOUTS <b>10 for \$1.98</b> Factory rejected them for length of leads. May include 5, 6, 8, 12, 15, 18, 24 volts. Power lab. Cat. 12R2635	<b>BARREL KIT #28</b> MIXED READOUTS <b>10 for \$1.98</b> Factory rejected them for length of leads. May include 5, 6, 8, 12, 15, 18, 24 volts. Power lab. Cat. 12R2635	<b>BARREL KIT #27</b> MIXED READOUTS <b>10 for \$1.98</b> Factory rejected them for length of leads. May include 5, 6, 8, 12, 15, 18, 24 volts. Power lab. Cat. 12R2635	<b>BARREL KIT #26</b> MIXED READOUTS <b>10 for \$1.98</b> Factory rejected them for length of leads. May include 5, 6, 8, 12, 15, 18, 24 volts. Power lab. Cat. 12R2635	<b>BARREL KIT #25</b> MIXED READOUTS <b>10 for \$1.98</b> Factory rejected them for length of leads. May include 5, 6, 8, 12, 15, 18, 24 volts. Power lab. Cat. 12R2635	<b>BARREL KIT #24</b> MIXED READOUTS <b>10 for \$1.98</b> Factory rejected them for length of leads. May include 5, 6, 8, 12, 15, 18, 24 volts. Power lab. Cat. 12R2635	<b>BARREL KIT #23</b> MIXED READOUTS <b>10 for \$1.98</b> Factory rejected them for length of leads. May include 5, 6, 8, 12, 15, 18, 24 volts. Power lab. Cat. 12R2635	<b>BARREL KIT #22</b> MIXED READOUTS <b>10 for \$1.98</b> Factory rejected them for length of leads. May include 5, 6, 8, 12, 15, 18, 24 volts. Power lab. Cat. 12R2635	<b>BARREL KIT #21</b> MIXED READOUTS <b>10 for \$1.98</b> Factory rejected them for length of leads. May include 5, 6, 8, 12, 15, 18, 24 volts. Power lab. Cat. 12R2635	<b>BARREL KIT #20</b> MIXED READOUTS <b>10 for \$1.98</b> Factory rejected them for length of leads. May include 5, 6, 8, 12, 15, 18, 24 volts. Power lab. Cat. 12R2635	<b>BARREL KIT #19</b> MIXED READOUTS <b>10 for \$1.98</b> Factory rejected them for length of leads. May include 5, 6, 8, 12, 15, 18, 24 volts. Power lab. Cat. 12R2635	<b>BARREL KIT #18</b> MIXED READOUTS <b>10 for \$1.98</b> Factory rejected them for length of leads. May include 5, 6, 8, 12, 15, 18, 24 volts. Power lab. Cat. 12R2635	<b>BARREL KIT #17</b> MIXED READOUTS <b>10 for \$1.98</b> Factory rejected them for length of leads. May include 5, 6, 8, 12, 15, 18, 24 volts. Power lab. Cat. 12R2635	<b>BARREL KIT #16</b> MIXED READOUTS <b>10 for \$1.98</b> Factory rejected them for length of leads. May include 5, 6, 8, 12, 15, 18, 24 volts. Power lab. Cat. 12R2635	<b>BARREL KIT #15</b> MIXED READOUTS <b>10 for \$1.98</b> Factory rejected them for length of leads. May include 5, 6, 8, 12, 15, 18, 24 volts. Power lab. Cat. 12R2635	<b>BARREL KIT #14</b> MIXED READOUTS <b>10 for \$1.98</b> Factory rejected them for length of leads. May include 5, 6, 8, 12, 15, 18, 24 volts. Power lab. Cat. 12R2635	<b>BARREL KIT #13</b> MIXED READOUTS <b>10 for \$1.98</b> Factory rejected them for length of leads. May include 5, 6, 8, 12, 15, 18, 24 volts. Power lab. Cat. 12R2635	<b>BARREL KIT #12</b> MIXED READOUTS <b>10 for \$1.98</b> Factory rejected them for length of leads. May include 5, 6, 8, 12, 15, 18, 24 volts. Power lab. Cat. 12R2635	<b>BARREL KIT #11</b> MIXED READOUTS <b>10 for \$1.98</b> Factory rejected them for length of leads. May include 5, 6, 8, 12, 15, 18, 24 volts. Power lab. Cat. 12R2635	<b>BARREL KIT #10</b> MIXED READOUTS <b>10 for \$1.98</b> Factory rejected them for length of leads. May include 5, 6, 8, 12, 15, 18, 24 volts. Power lab. Cat. 12R2635	<b>BARREL KIT #9</b> MIXED READOUTS <b>10 for \$1.98</b> Factory rejected them for length of leads. May include 5, 6, 8, 12, 15, 18, 24 volts. Power lab. Cat. 12R2635	<b>BARREL KIT #8</b> MIXED READOUTS <b>10 for \$1.98</b> Factory rejected them for length of leads. May include 5, 6, 8, 12, 15, 18, 24 volts. Power lab. Cat. 12R2635	<b>BARREL KIT #7</b> MIXED READOUTS <b>10 for \$1.98</b> Factory rejected them for length of leads. May include 5, 6, 8, 12, 15, 18, 24 volts. Power lab. Cat. 12R2635	<b>BARREL KIT #6</b> MIXED READOUTS <b>10 for \$1.98</b> Factory rejected them for length of leads. May include 5, 6, 8, 12, 15, 18, 24 volts. Power lab. Cat. 12R2635	<b>BARREL KIT #5</b> MIXED READOUTS <b>10 for \$1.98</b> Factory rejected them for length of leads. May include 5, 6, 8, 12, 15, 18, 24 volts. Power lab. Cat. 12R2635	<b>BARREL KIT #4</b> MIXED READOUTS <b>10 for \$1.98</b> Factory rejected them for length of leads. May include 5, 6, 8, 12, 15, 18, 24 volts. Power lab. Cat. 12R2635	<b>BARREL KIT #3</b> MIXED READOUTS <b>10 for \$1.98</b> Factory rejected them for length of leads. May include 5, 6, 8, 12, 15, 18, 24 volts. Power lab. Cat. 12R2635	<b>BARREL KIT #2</b> MIXED READOUTS <b>10 for \$1.98</b> Factory rejected them for length of leads. May include 5, 6, 8, 12, 15, 18, 24 volts. Power lab. Cat. 12R2635	<b>BARREL KIT #1</b> MIXED READOUTS <b>10 for \$1.98</b> Factory rejected them for length of leads. May include 5, 6, 8, 12, 15, 18, 24 volts. Power lab. Cat. 12R2635
---	--	--	--	--	--	---	---	---	--	---	---	--	---	--	---	---	--	---	---	---	---	---	---	---	--	---	--	--	--	--	--	--	--	--	---	--	--	---	--	---	--	--	--	--	--	--	--	--	--	--	--	--	--	--	--	--	--	--	--	--	--	--	--	--	--	--	--	--	--	--	--	--	--	--	--	--	--	--	--	--	--	--	--	--	--	--	--	--	--	--	--	--	--	--	--	--	--	--	--	--	--	---	---	---	---	---	---	---	---	---

## Poly Paks C-R-A-C-K-S

Now! INCREDIBLE PRICES

BUY ANY 10 TAKE 15%

BUY 100 TAKE 25%

TYPE SALE	QTY	PRICE	QTY	PRICE	QTY	PRICE	
SN7400N	50	16	SN7494A	78	SN74160N	88	
SN7401N	16	SN7445N	69	SN7495N	78	SN74161N	88
SN7402N	16	SN7446N	79	SN7496N	72	SN74162N	79
SN7403N	16	SN7447N	69	SN7497N	68	SN74163N	99
SN7404N	16	SN7448N	76	SN7498N	65	SN74164N	139
SN7405N	16	SN7449N	76	SN7499N	65	SN74165N	89
SN7406N	20	SN7450N	16	SN7500N	65	SN74166N	79
SN7407N	25	SN7451N	16	SN7501N	65	SN74167N	79
SN7408N	25	SN7452N	16	SN7502N	65	SN74168N	79
SN7409N	18	SN7453N	16	SN7503N	65	SN74169N	79
SN7410N	18	SN7454N	16	SN7504N	65	SN74170N	79
SN7411N	25	SN7455N	16	SN7505N	65	SN74171N	79
SN7412N	25	SN7456N	16	SN7506N	65	SN74172N	79
SN7413N	25	SN7457N	16	SN7507N	65	SN74173N	79
SN7414N	25	SN7458N	16	SN7508N	65	SN74174N	79
SN7415N	25	SN7459N	16	SN7509N	65	SN74175N	79
SN7416N	25	SN7460N	16	SN7510N	65	SN74176N	79
SN7417N	25</						

# LIVE IN THE WORLD OF TOMORROW... TODAY!

And our FREE 164 PAGE CATALOG is packed with exciting and unusual values in electronic, hobby and science items — plus 4,500 finds for fun, study or profit... for every member of the family.

## A BETTER LIFE STARTS HERE

### SUPER POWER FOR ANY AM RADIO


New antenna assist turns a tiny transistor into a tiger, has pulled in stations 1000+ miles away! Just set beside radio (no wires, clips, grounding) and fine-tune Select-A-Tenna's dial to same frequency—"gangbusters"! Great for clearing weak signals in radio depressed areas, off-coast islands, crowded frequency stations. Solid state—uses no electricity, batfs., tubes.



Stock No. 72,095 EHN.....\$19.95 Ppd.  
Ultra Select-A-Tenna No. 72,147 EHN  
(\*Over 1000 Mi.).....\$24.95 Ppd.

### NASA-CHOSEN FOR APOLLO/SOYUZ

157 mi. out in space, the Astronauts used this super 20x60 binocular (modified) to view Earth! Our biggest, most powerful for distance. Far-off objects come in big, clear & sharp to the edge through big 60mm objective lenses; 173-ft. field of view at 1000 yds. Relative brightness, 9.0. Fully coated optics; 20X splc design eye lenses. Coated BK-7 Porro prism. Extra long All-American style with fold-down rubber eyecups. Includes case & straps.



No. 1556EHN....(9 1/4 x 8 1/4"; 47.5 oz.).....\$99.95 Ppd.  
No. 1559EHN....(4 1/2 x 6 1/4"; 19 oz.).....\$29.95 Ppd.

### Electronic Digital STOPWATCH: \$49.95


The price alone obsoletes your wind-up timer and it's ±0.002% accurate! Hand-held, you start, stop, reset compact 6-ounce w/one hand; times to 59 mins, 59.9 secs in 1/10 increments. Failsafe design (cannot be accidentally reset), solid-state electronics! Incl's neckstrap, repl. batfs.



No. 1671EHN....(5-DIGIT LED DISPLAY).....\$49.95 Ppd.  
SPLIT ACTION W/NICADS, RECHARGER  
No. 1669EHN....(5-DIGIT LED DISPLAY).....\$79.95 Ppd.  
DELUXE SPLIT ACTION BATTERY MODEL  
No. 1653EHN....(6-DIGIT NEON DISPLAY).....\$149.95 Ppd.

### FUEL MISER RECLAIMS HEAT

Save your 40% wasted heat to warm a basement, garage or rec room at no extra cost! Instead of going "up the chimney" it goes where you want it. Remove part of furnace exhaust pipe, slip Heat Exchanger in. At 125" fan automat. forces clean air through unit which heats to over 200°F., can be ducted to 20 ft. from unit. 110v AC. Inst.



No. 19,194EHN....(5" DIA.) Shpg. 17 lb. ....\$121.50 FOB  
No. 19,195EHN....(6" DIA.) Shpg. 17 lb. ....\$121.50 FOB  
No. 19,198EHN....(7" DIA.) Shpg. 17 lb. ....\$121.50 FOB

GREAT FOR CHRISTMAS GIFTS!  
A UNIQUE SELECTION OF MEMORABLE,  
LONG-LASTING GIFTS FOR ALL AGES.


## NEW! THE UNIQUE EDMUND 4 1/4" NEWTONIAN RICHEST FIELD REFLECTOR TELESCOPE.



Clearst, brightest, most spectacular wide angle views of moon, stars, comets, galaxies ever—and portable! See heavenly wonders! Sets up in seconds (precollimated, ready to use). Pop the eyepiece in, focus—and zing! 3 1/2" field of view gives you more stars in a single view than any other type "scope! Bright, crisp, finely resolved images. For sky gazing and earth gazing! Take it anywhere (only 17", 10 lb.), easily use it over your shoulder, (has adjustable carrying strap), in your lap, on a tripod; rotate the spherical base on its own mount for use on a table, car hood. Top quality optical system features 4 1/4", f/4 parabolic primary mirror (1/4 wave, 17" F.L.); std. 28mm Kellner eyepiece (15X). No other telescope like it. Great Christmas gift—it's even bright red!

No. 2001EHN .....\$129.95 Ppd.  
Splc. Introductory Price! Goes to \$149.95 Dec. 25, 1976

### 18 HOURS' WEATHER AT A GLANCE



Glance at our Weather Wizard and know what to expect for the next 8-18 hrs. Be up to 80-85% accurate (better than most pro's)! Based on wind—no charts, dials—no computations! Program WW for your location once, then forecasting is automatic. Roofmounted

windvane sends pulses to indoor control unit programmed w/75 yrs. data; interprets on 3 panel lights (Unsettled; Fair; Change). Who needs TV! Incl's vane, support, 60 ft. of cable, 5x4 1/2 x 3 1/2" control unit, instruc.

No. 72,200EHN....(110V, 60 CYCLES).....\$99.95 Ppd.

### KNOW YOUR ALPHA FROM THETA!




For greater relaxation, concentration, listen to your Alpha-Theta brainwaves. Ultra-sensitive electrode head-band slips on/off in seconds—eliminates need for messy creams, etc. Atch'd to amplifier, filters brainwaves, signals beep for ea. Alpha or Theta wave passed. Monitoring

button simulates Alpha sound; audio & visual (L.E.D.) feedback. Reliable, easy-to-use unit—comparable to costlier models. Completely safe. Comprehensive instruction booklet.

No. 1635 EHN....(8x3x4"; 24 oz.).....\$149.50 Ppd.  
LOW COST "STARTER" UNIT  
No. 71,809 EHN.....\$ 55.00 Ppd.

### SOLAR ENERGY CUBE!



Unique demonstrator dramatically shows how sunlight converts to kinetic energy. Clear plastic Solar Energy Cube placed in the sun with its 3 highly efficient silicon solar cells powers the motor to whirl the propeller! Unit actually produces 1.5v DC,

225ma. Same cells found in our mighty panels. Speed directly related to sunlight available. Nothing to wear out! Great for executives, hobbyists, teachers.

No. 42,287EHN....(4x4x4").....\$19.95 Ppd.



## MAIL COUPON FOR GIANT FREE CATALOG!

164 PAGES • MORE THAN 4500 UNUSUAL BARGAINS

Completely new 1977 edition. New items, categories, illustrations. Dozens of electrical and electromagnetic parts, accessories. Enormous selection of Astronomical Telescopes. Unique lighting and ecological items. Microscopes, Binoculars, Magnifiers, Magnets, Lenses, Prisms. Hard-to-get surplus bargains. Ingenious scientific tools. 1000's of components.

EDMUND SCIENTIFIC CO.  
300 Edscorp Building, Barrington, N.J. 08007  
Please rush Free Giant Catalog "EH".

Name \_\_\_\_\_  
Address \_\_\_\_\_  
City \_\_\_\_\_ State \_\_\_\_\_ Zip \_\_\_\_\_



COMPLETE AND MAIL WITH CHECK, M. O. OR CHARGE NO.

EDMUND SCIENTIFIC CO. 300 Edscorp Building, Barrington, N.J. 08007

(609) 547-3488

How Many	Stock No.	Description	Price Each	Total

PLEASE SEND GIANT FREE CATALOG "EHN"

Charge my  American Exp  
 BankAmericard  Master Chg

Interbank No. \_\_\_\_\_

My Card No. Is \_\_\_\_\_

Card Expiration Date \_\_\_\_\_

30-DAY MONEY-BACK GUARANTEE.

You must be satisfied or return any purchase in 30 days for full refund.

Name \_\_\_\_\_

Address \_\_\_\_\_

City \_\_\_\_\_

Add Handling Charge

\$1.00

I enclose  check  money order for TOTAL \$ \_\_\_\_\_

Signature \_\_\_\_\_

State \_\_\_\_\_

Zip \_\_\_\_\_

Announcing an . . .

# Exclusive New Broadband MATV Amplifier

## with Automatic Overload Control



Model 3662

## Just set it... and forget it.

- Automatic control for input variations of up to 20 dB
- Eliminates nuisance service calls
- 45 dB Gain, VHF High Band
- +52 dBmV Output Capability
- Separate Lo and Hi VHF band controls
- Operates at full output rating
- Switch selectable AOC or MAN operation
- Lightning protected
- Universal rack or surface mounting bracket
- UL listed

Jerrold Model 3662 is the only broadband MATV amplifier with output signal levels automatically controlled. This exclusive feature permits use of the full output capability of a broadband amplifier without fear of overload due to input signal fluctuations. AOC operates to:

1. Prevent overloading the amplifier when input levels increase.
2. Increase amplifier gain to compensate for signal fades.
3. Prevent system cross-modulation even if only one channel level increases or fades.

**TRY THE 3662 FOR YOUR NEXT MATV INSTALLATION**



**JERROLD ELECTRONICS**

GENERAL INSTRUMENT CORPORATION

Horsham, Pa. 19044 • (215) 674-4800






## THE COBRA 32XLR. A TECHNOLOGICAL PUNCHTHROUGH.

Cobra has a reputation for punching through loud and clear. The new Cobra 32XLR, of course, continues the reputation. And creates another—for innovative design, superb engineering and technical superiority.


Start with the illuminated 4-in-1 meter. It tells you exactly how much power you're pushing out and pulling in. As well as monitoring your modulation in precise percentages. And measuring your punch with an SWR check. In short, the 32 XLR lets you keep an eye on your ears.

ScanAlert, Cobra's unique scanning system, continually monitors Channel 9 when you're on another channel. If an emergency comes up, the ScanAlert light goes on. And the incoming message automatically locks the receiver on the active channel.



The 32XLR's Digital Channel Selector is the very latest. With large LED numerals—for a read-out that registers clearly and quickly. Plus switchable "pulse block" noise blanking that rejects short-pulse noise not normally blocked by other systems. Which makes it the most effective in the business. Finally, add automatic noise limiting, Dynamike Plus (with built-in power mike) and Delta Tuning.

The new Cobra 32XLR. It has virtually everything. And it has everything to do just one thing. Punch through loud and clear.



**Punches through loud and clear.**

Cobra Communications Products  
DYNASCAN CORPORATION  
6460 W. Cortland St., Chicago, Illinois 60635