

# Enclosure Solutions



*For Converging Markets*

*ENCLOSURES, RACKS,  
& ACCESSORIES*

- *DATA/IT/TECHNOLOGY*
- *PRO AUDIO/VIDEO*
- *BROADCAST*
- *SECURITY*



DataCom



ProAV



Broadcast



Security

## Complete Literature Downloads Available On Demand...

All of these brochures and more are available on-demand on our literature download page. Just visit [APWMayville.com](http://APWMayville.com), [StantronRacks.com](http://StantronRacks.com) or [EMISecurity.com](http://EMISecurity.com)...

**Stantron Audio-Video Racks**



24-0133A

**Broadcast E Rack Features**



24-0108A

**Stantron Product Summary**



24-0134A

**Presentation Rack**



24-0119A

**PowerMount System**



54-0102A

**Stantron Lacing Options**



54-0135A

**Light Options**



54-0106A

**Pioneer Configuration Worksheet**



25-0128A

**Broadcast E-Rack Ordering Guide**



25-0101A

**Vertical PowerOptions™**



TSEPV R02

**Rack Mount PowerOptions™**



TSEPH R02

**IEC Cord Options**



55-0100A

**EMI Security Catalog**



04-0141A

**Contract Manufacturing**



94-0140A



## contents

**Pioneer™ Cabinets**

Pioneer _____	3
Pioneer, How to configure _____	4
Pioneer, Size Guide _____	5
Pioneer, Config-Your Own 12U & 25U _____	6
Pioneer, Config-Your Own 30U & 35U _____	7
Pioneer, Config-Your Own 40U & 42U _____	8
Pioneer, Config-Your Own 45U, 48U & 50U _____	9
Pioneer, Cabinet Accessories _____	10-14

**Consoles**

Frontier™ _____	15
-----------------	----

**Pioneer™ QuickSilver™ Cabling Enclosures**

Cabinet & Accessories _____	16
-----------------------------	----

**Wall Mount Products**

MINI-MAX™ cabinet _____	17
SwingOut® Rack & Patch Panel Brackets _____	18

**Open Frame Architecture**

Modular Networking Frames _____	19-21
Cabling Ladder Racks _____	22-23

The Pioneer enclosure is the cornerstone of our enclosure line, offering flexibility, versatility and strength to meet the requirements of any Datacom, Broadcast, Audio-Video or Security application.

Pioneer enclosures are offered in Pre-Configured, Configure Your Own and Seismic models in over 25 different sizes creating hundreds of configuration possibilities. Plus a multitude of accessories are available, including shelving, rack-mount monitors, cable management, cooling, power solutions and more.

### Features

- Choose from 9 heights, 4 depths, 3 widths and a huge array of accessories
- 19" EIA, 23" TIA or 24" EIA rack-mounting configurations
- Tapped or Cage-Nut mounting rails in multiple configurations
- 14-Gauge all steel construction supports up to 2,000 lbs.
- Exclusive InterWeld™ construction, with cross braces interlocked and welded into the corner post ensure maximum rigidity
- Can be bayed together for a completely integrated system solution
- Choose from 4 standard colors to complement any environment; black, computer gray, light gray and royal blue



### PRE-CONFIGURED

The easy to order cabinet solution

4 unique Pre-Configured series to choose from

Initial and Add-on modules available:

#### AVB Kits

2 Heights (40U and 45U)

3 Depths (25", 30" and 36" external)

1 Width (22.16" external)

Tapped mounting rails

#### Datacom Kits

3 Heights (40U, 42U and 45U)

3 Depths (30", 36" and 42" external)

1 Width (24")

Available with Caged-Nut Mounting Rails or Tapped Mounting Rails

For kit part numbers, contact your dealer, visit us on the Web, or call (800) 558-7297



### CONFIG-YOUR OWN

The versatile config-your own cabinet solution

9 Heights (12U, 25U, 30U, 35U, 40U, 42U, 45U, 48U and 50U)

4 Depths (25", 30", 36" and 42" external)

3 Widths (22", 24" and 27" external)

Wide variety of accessories available

UBC Seismic Compliant



### SEISMIC

The strength you need

5 Heights (35U, 40U, 42U, 45U and 48U)

5 Depths (25", 30", 34", 36" and 42" external)

3 Widths (22", 24" and 27" external)

NEBS Zone GR-63-CORE compliant

### Note about part numbers in the Pioneer Cabinets section of this catalog:

#### Width Dimensions

Part numbers published in this section are for 22" overall width products (which accept 19" rack mount equipment). Pioneer cabinets are also available in 24" overall width for 19" rack mount equipment and 27" overall width for 24", 23" or 19" rack mount equipment.

#### Mounting Rails

Part numbers published in this section have #10-32 tapped mounting rails. Mounting rails are also available in multiple styles and with .375" punched mounting holes.

Please call our Customer Service line at (800) 558-7297, contact your dealer, or visit us on the Web for assistance identifying part numbers for standard product sizes not published in this catalog, or for packaged kit part numbers.

### ACCESSORIES:



Shelving



Riser Bases



Cable Management



Rack Mount PowerOptions™



Filler Panels



Top Fan Panels



## SIX STEPS TO A CONFIGURED PIONEER CABINET

Pioneer cabinets are offered in a wide variety of size and accessory options that give you the flexibility to configure your own enclosure to suit your specific application needs. Use this simple 6-step process to configure your own Pioneer enclosure. **Be sure to record the part number at each step.**

### STEP 1 – SELECT YOUR FRAME

Choose the appropriate height, depth and width frame along with the type of mounting rails you would like.

### STEP 2 – CHOOSE DOOR & HANDLE/ LOCK STYLE

Choose the quantity, style, and hinged preference door (front and rear) that best suits your application. If not specified, each door will be left hinged. If lock/handle is not specified, door will be shipped with a PHL 100 lock/handle. If you'd like a different lock, please see page 10 for additional options and please note it on the order/quote.

### STEP 3 – CHOOSE SIDE PANELS

Choose the side panels that best protect your equipment and provide the ventilation your installation requires. Side panels are sold as pairs.

### STEP 4 – CHOOSE TOP PANELS

Select top panels that best fit your ventilation and cable management needs

### STEP 5 – ADD ACCESSORIES

Finish your cabinet by adding the specific functionality to suit your application; select from equipment shelves, PowerOptions™, lighting options, cable management, grounding bars and more.

### STEP 6 – CHOOSE COLOR

Pioneer cabinets are available in 4 color choices. Add the code letter for the color you want to each part number. Color choices and code letters are: Black – M, Computer Gray – F, Light Gray – P or Royal Blue – E.



#### Top Panels

Top panels offered in several different configurations based on your installation requirements. Three panel kits for cable management ease or full depth panels available in both solid, perforated and fan assembly configurations.

#### Optional Fan Panels

Fan panels are available to provide extra ventilation to your cabinet. Fans are internally mounted at the top of the enclosure. Fan panels can either be the full depth or can also be ordered with 2 cable management panels included.

#### Mounting Rails

Rails are available with either 10-32 tapped mounting holes or in clip-nut configurations.

#### 14-Gauge Steel Construction

With a weight capacity of 2,000 lbs., Pioneer's heavy-duty frame uses the Interweld™ design with cross braces interlocked and welded into the corner post.

#### Front or Rear Doors

Doors are available in solid, vented, perforated, perforated edge Plexiglas\* and solid edge Plexiglas configurations. Can be either left or right hand swinging. Solid, vented and perforated doors are also available in Split design. Don't forget to specify the handle type you require; non-locking, key-lock or combination lock. 3-point latching kits are also available for most doors.

#### Rack-Mount or Vertical Power Strips

Add the power management accessories that your installation needs. Our PowerOptions™ line offers many different types of power, from rack-mount to vertical, from 15 Amp to 20 Amp and from low- to high-density.

#### Equipment Shelf (Optional)

A variety of shelves are available to suit your needs; short depth/light duty shelves, full depth fixed or roll-out shelves.

#### Side Panels

Several styles of side panels are available to fit your installation and ventilation requirements, from solid, vented or fully perforated. Side panels sold in pairs and include a lock on each panel for added security.

#### Raised Pontoon Sub-Base

3" pontoon sub-base raises valuable equipment off the floor and can accommodate casters. Base includes levelers for on-site cabinet leveling. Bases can be inverted and used with anchor kits for floor mounting applications.

\*Plexiglas® is a trademark of the Atoglas Company

## STEP 1 – SELECT YOUR FRAME

Use the Part numbering guides on this page to determine the catalog part numbers for the components of your Pioneer Cabinet. The tables in the Part Code Reference section will give you the relevant internal and external width, height and depth dimensions associated with each Pioneer frame and component.

### Part Number Code References

#### WIDTH Needed for STEPS 1 & 2

Part # Code	External Frame Width	Rack Mount Width
22	22.16"	19"
24	24.00"	19"
27	27.16"	19", 23", 24"

#### RACK MOUNT WIDTH

#### Needed for STEP 4

Part # Code	
19	Compatible with 22 & 24 Width Code Frames
24	Compatible with 27 Width Code Frames

#### HEIGHT Needed for STEPS 1,2 & 3

Part # Code	U Height	VPO (Vertical Panel Opening)	External Frame Height
21	12U	21.00"	29.75"
44	25U	43.75"	52.50"
53	30U	52.50"	61.25"
61	35U	61.25"	70.00"
70	40U	70.00"	78.75"
74	42U	73.50"	82.25"
78	45U	78.75"	87.50"
84	48U	84.00"	92.75"
88	50U	87.50"	96.25"

#### DEPTH Needed for STEPS 1,3 & 4

Part # Code	Usable Depth	External Frame Depth
25	24.38"	25.63"
30	29.63"	30.88"
36	34.87"	36.12"
42	39.97"	41.22"

21 and 44 height code frames are only available in 25, 30 and 36" depths.

For more information call customer service at

# 1-800-558-7297

## STEP 1 – Select Your Frame

\*21 and 44 height code frames are only available in 25", 30" and 36" depths

**Pioneer P** **Width code 22** **Rail Shape M** **Rail Mount Hole Type T** **Height\* Code 88** **Depth Code 36** **Color M**

P = Standard	22	M = M style	T = 10-32 Tapped	21	25	M = Black
	24	C = C style	S = Square (.375)	44	30	F = Computer Gray
	27	R = R style		53	36	P = Light Gray
		L = L style		61	42	E = Royal Blue
				70		
				74		
				78		
				84		
				88		

## STEP 2 – Choose Door

**Pioneer Door PD** **Door Type S** **Width Code 22** **Height Code 21** **Hinge L** **Color M**

S = Solid	22	21	L = Left	M = Black
LS = Plexiglas Solid Perimeter	24	44	R = Right	F = Computer Gray
LP = Plexiglas Perforated Perimeter	27	53	S = Split	P = Light Gray
P = Perforated		61		E = Royal Blue
V = Vented		70		
		74		
		78		
		84		
		88		

Each door adds 1.37" to External Frame Depth

## STEP 3 – Choose Side Panels

**Pioneer Side Panel PS** **Side Type S** **Height Code 21** **Depth Code 30** **Color M**

S = Solid	21	25	M = Black
V = Vented	44	30	F = Computer Gray
P = Perforated	53	36	P = Light Gray
	61	42	E = Royal Blue
	70		
	74		
	78		
	84		
	88		

Each Side Panel adds .60" to External Frame Width

## STEP 4 – Choose Top Panels

**Top Panel Type PT** **Style 4F** **Rack Mount Width 19** **Depth Code 25** **Color M**

TFP = Full Depth, Single Piece	S = Solid	19	25	M = Black
PT = 3-Piece Kit*	P = Perforated	24	30	F = Computer Gray
	4F = 4 Fan		36	P = Light Gray
			42	E = Royal Blue

\*3-Piece kits consist of one front cable access panel, one rear cable access panel and either a Solid, Perforated or 4 Fan Center Panel.

Pioneer Config-Your Own				
Usable Height <b>12U 21.00" VPO</b>	19" Rack Mount			
	25" Depth	30" Depth	36" Depth	42" Depth
Order Code	Order Code	Order Code	Order Code	Order Code
<b>Step 1</b>				
Rack Frame (each)				
12U Pioneer with Leveler Base, M Style, 10-32 Tapped Rails <sup>1</sup>	P22MT2125	P22MT2130	P22MT2136	P22MT2142
Usable Height	21.00" (12U)	21.00" (12U)	21.00" (12U)	21.00" (12U)
External Frame Depth	25.63"	30.88"	36.12"	41.37"
External Frame Width	22.16"	22.16"	22.16"	22.16"
External Frame Height	29.75"	29.75"	29.75"	29.75"
<b>Step 2</b>				
Doors (each) *Specify L or R (Left/Right hand) <sup>2,3</sup>				
Solid	PDS2221*	PDS2221*	PDS2221*	PDS2221*
Plexiglas Solid Perimeter	PDLS2221*	PDLS2221*	PDLS2221*	PDLS2221*
Plexiglas Perforated Perimeter	PDLP2221*	PDLP2221*	PDLP2221*	PDLP2221*
Perforated	PDP2221*	PDP2221*	PDP2221*	PDP2221*
Vented	PDV2221*	PDV2221*	PDV2221*	PDV2221*
<b>Step 3</b>				
Side Panel (pair)				
Solid	PSS2125	PSS2130	PSS2136	PSS2142
Vented	PSV2125	PSV2130	PSV2136	PSV2142
Perforated	PSP2125	PSP2130	PSP2136	PSP2142
<b>Step 4</b>				
Top Panel (each)				
Solid	TFPS1925	TFPS1930	TFPS1936	TFPS1942
Perforated	TFPP1925	TFPP1930	TFPP1936	TFPP1942
Single Fan Panel w/4 Fans	TFP4F1925	TFP4F1930	TFP4F1936	TFP4F1942
4 Fan Panel Kit w/cable management panels	PT4F1925	PT4F1930	PT4F1936	PT4F1942

Pioneer Config-Your Own				
Usable Height <b>25U 43.75" VPO</b>	19" Rack Mount			
	25" Depth	30" Depth	36" Depth	42" Depth
Order Code	Order Code	Order Code	Order Code	Order Code
<b>Step 1</b>				
Rack Frame (each)				
25U Pioneer with Leveler Base, M Style, 10-32 Tapped Rails <sup>1</sup>	P22MT4425	P22MT4430	P22MT4436	P22MT4442
Usable Height	43.75" (25U)	43.75" (25U)	43.75" (25U)	43.75" (25U)
External Frame Depth	25.63"	30.88"	36.12"	41.37"
External Frame Width	22.16"	22.16"	22.16"	22.16"
External Frame Height	52.50"	52.50"	52.50"	52.50"
<b>Step 2</b>				
Doors (each) *Specify L or R (Left/Right hand) <sup>2,3</sup>				
Solid	PDS2244**	PDS2244**	PDS2244**	PDS2244**
Plexiglas Solid Perimeter	PDLS2244**	PDLS2244**	PDLS2244**	PDLS2244**
Plexiglas Perforated Perimeter	PDLP2244**	PDLP2244**	PDLP2244**	PDLP2244**
Perforated	PDP2244**	PDP2244**	PDP2244**	PDP2244**
Vented	PDV2244**	PDV2244**	PDV2244**	PDV2244**
<b>Step 3</b>				
Side Panel (pair)				
Solid	PSS4425	PSS4430	PSS4436	PSS4442
Vented	PSV4425	PSV4430	PSV4436	PSV4442
Perforated	PSP4425	PSP4430	PSP4436	PSP4442
<b>Step 4</b>				
Top Panel (each)				
Solid	TFPS1925	TFPS1930	TFPS1936	TFPS1942
Perforated	TFPP1925	TFPP1930	TFPP1936	TFPP1942
Single Fan Panel w/4 Fans	TFP4F1925	TFP4F1930	TFP4F1936	TFP4F1942
4 Fan Panel Kit w/cable management panels	PT4F1925	PT4F1930	PT4F1936	PT4F1942

### STEP 5 - ADD DOOR HANDLE & OTHER ACCESSORIES, GO TO PAGE 10 FOR OPTIONS

- Notes:**
1. M Style 10-32 tapped rails ship standard with every Pioneer cabinet unless otherwise specified. Also available in other rail shapes and with square holes (see page 5).
  2. Specify LEFT or RIGHT hand door by adding L or R to door part#.
  3. All doors ship standard with lock# PHL100 (see page 10) unless otherwise specified.
  4. For SPLIT door, add "S" to end of part number, but before color (Example: PDS2244SM).
- DO NOT specify L or R swing designation for split doors, which are sold in pairs.**

**22** Represents 22" width frames/doors, also available in 24" & 27" widths - see page 5 to determine exact part numbers for other widths

**19** Represents 19" width top panels, also available in 24" width - see page 5 to determine exact part numbers for other width

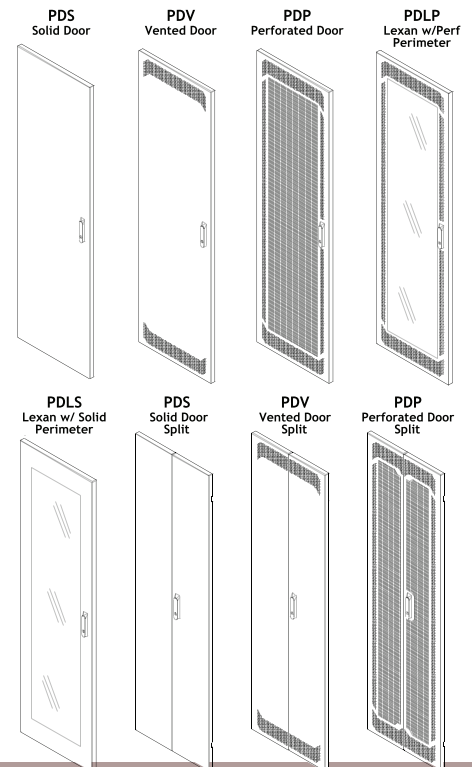
**- tan** indicates parts not available in Split Door versions



Pioneer frame



Standard Solid Door - PDS



Pioneer Config-Your Own				
Usable Height <b>30U 52.50" VPO</b>	19" Rack Mount			
	25" Depth	30" Depth	36" Depth	42" Depth
	Order Code	Order Code	Order Code	Order Code
<b>Rack Frame (each)</b>				
Step 1 30U Pioneer with Leveler Base, M Style, 10-32 Tapped Rails <sup>1</sup>	P22MT5325	P22MT5330	P22MT5336	P22MT5342
Usable Height	52.50" (30U)	52.50" (30U)	52.50" (30U)	52.50" (30U)
External Frame Depth	25.63"	30.88"	36.12"	41.37"
External Frame Width	22.16"	22.16"	22.16"	22.16"
External Frame Height	61.25	61.25	61.25	61.25
<b>Doors (each) *Specify L or R (Left/Right hand)<sup>2,3</sup></b>				
Solid	PDS2253**	PDS2253**	PDS2253**	PDS2253**
Plexiglas Solid Perimeter	PDL2253*	PDL2253*	PDL2253*	PDL2253*
Plexiglas Perforated Perimeter	PDL2253*	PDL2253*	PDL2253*	PDL2253*
Perforated	PDP2253**	PDP2253**	PDP2253**	PDP2253**
Vented	PDV2253**	PDV2253**	PDV2253**	PDV2253**
<b>Side Panel (pair)</b>				
Solid	PSS5325	PSS5330	PSS5336	PSS5342
Vented	PSV5325	PSV5330	PSV5336	PSV5342
Perforated	PSP5325	PSP5330	PSP5336	PSP5342
<b>Top Panel (each)</b>				
Solid	TFPS1925	TFPS1930	TFPS1936	TFPS1942
Perforated	TFPP1925	TFPP1930	TFPP1936	TFPP1942
Single Fan Panel w/4 Fans	TFP4F1925	TFP4F1930	TFP4F1936	TFP4F1942
4 Fan Panel Kit w/cable management panels	PT4F1925	PT4F1930	PT4F1936	PT4F1942

Pioneer Config-Your Own				
Usable Height <b>35U 61.25" VPO</b>	19" Rack Mount			
	25" Depth	30" Depth	36" Depth	42" Depth
	Order Code	Order Code	Order Code	Order Code
<b>Rack Frame (each)</b>				
Step 1 35U Pioneer with Leveler Base, M Style, 10-32 Tapped Rails <sup>1</sup>	P22MT6125	P22MT6130	P22MT6136	P22MT6136
Usable Height	61.25" (35U)	61.25" (35U)	61.25" (35U)	61.25" (35U)
External Frame Depth	25.63"	30.88"	36.12"	41.37"
External Frame Width	22.16"	22.16"	22.16"	22.16"
External Frame Height	70.00"	70.00"	70.00"	70.00"
<b>Doors (each) *Specify L or R (Left/Right hand)<sup>2,3</sup></b>				
Solid	PDS2261**	PDS2261**	PDS2261**	PDS2261**
Plexiglas Solid Perimeter	PDL2261*	PDL2261*	PDL2261*	PDL2261*
Plexiglas Perforated Perimeter	PDL2261*	PDL2261*	PDL2261*	PDL2261*
Perforated	PDP2261**	PDP2261**	PDP2261**	PDP2261**
Vented	PDV2261**	PDV2261**	PDV2261**	PDV2261**
<b>Side Panel (pair)</b>				
Solid	PSS6125	PSS6130	PSS6136	PSS6142
Vented	PSV6125	PSV6130	PSV6136	PSV6142
Perforated	PSP6125	PSP6130	PSP6136	PSP6142
<b>Top Panel (each)</b>				
Solid	TFPS1925	TFPS1930	TFPS1936	TFPS1942
Perforated	TFPP1925	TFPP1930	TFPP1936	TFPP1942
Single Fan Panel w/4 Fans	TFP4F1925	TFP4F1930	TFP4F1936	TFP4F1942
4 Fan Panel Kit w/cable management panels	PT4F1925	PT4F1930	PT4F1936	PT4F1942

### STEP 5 – ADD DOOR HANDLE & OTHER ACCESSORIES, GO TO PAGE 10 FOR OPTIONS

- Notes: 1. M Style 10-32 tapped rails ship standard with every Pioneer cabinet unless otherwise specified. Also available in other rail shapes and with square holes (see page 5).  
 \*2. Specify LEFT or RIGHT hand door by adding L or R to door part#.  
 3. All doors ship standard with lock# PHL100 (see page 10) unless otherwise specified.  
 \*4. For SPLIT door, add "S" to end of part number, but before color (Example: PDS2244SM).  
 DO NOT specify L or R swing designation for split doors, which are sold in pairs.

22 Represents 22" width frames/doors, also available in 24" & 27" widths - see page 5 to determine exact part numbers for other widths

19 Represents 19" width top panels, also available in 24" width - see page 5 to determine exact part numbers for other width

- tan indicates parts not available in Split Door versions



Plexiglas Solid Door - PDLS



Perforated Door - PDP



Vented Door - PDV



Pioneer Config-Your Own					
Usable Height 40U 70.00" VPO	19" Rack Mount				
	25" Depth	30" Depth	36" Depth	42" Depth	
	Order Code	Order Code	Order Code	Order Code	
<b>Step 1</b>					
Rack Frame (each)					
40U Pioneer with Leveler Base, M Style, 10-32 Tapped Rails <sup>1</sup>	P22MT7025	P22MT7030	P22MT7036	P22MT7042	
Usable Height	70.00" (40U)	70.00" (40U)	70.00" (40U)	70.00" (40U)	
External Frame Depth	25.63"	30.88"	36.12"	41.37"	
External Frame Width	22.16"	22.16"	22.16"	22.16"	
External Frame Height	78.75"	78.75"	78.75"	78.75"	
Doors (each) *Specify L or R (Left/Right hand) <sup>2,3</sup>					
Solid	PDS2270**	PDS2270**	PDS2270**	PDS2270**	
Plexiglas Solid Perimeter	PDLS2270*	PDLS2270*	PDLS2270*	PDLS2270*	
Plexiglas Perforated Perimeter	PDLP2270*	PDLP2270*	PDLP2270*	PDLP2270*	
Perforated	PDP2270**	PDP2270**	PDP2270**	PDP2270**	
Vented	PDV2270**	PDV2270**	PDV2270**	PDV2270**	
<b>Step 2</b>					
Side Panel (pair)					
Solid	PSS7025	PSS7030	PSS7036	PSS7042	
Vented	PSV7025	PSV7030	PSV7036	PSV7042	
Perforated	PSP7025	PSP7030	PSP7036	PSP7042	
<b>Step 3</b>					
Top Panel (each)					
Solid	TFPS1925	TFPS1930	TFPS1936	TFPS1942	
Perforated	TFPP1925	TFPP1930	TFPP1936	TFPP1942	
<b>Step 4</b>					
Single Fan Panel w/4 Fans					
	TFP4F1925	TFP41930	TFP4F1936	TFP4F1942	
4 Fan Panel Kit w/cable management panels					
	PT4F1925	PT4F1930	PT4F1936	PT4F1942	

Pioneer Config-Your Own					
Usable Height 42U 73.50" VPO	19" Rack Mount				
	25" Depth	30" Depth	36" Depth	42" Depth	
	Order Code	Order Code	Order Code	Order Code	
<b>Step 1</b>					
Rack Frame (each)					
42U Pioneer with Leveler Base, M Style, 10-32 Tapped Rails <sup>1</sup>	P22MT7425	P22MT7430	P22MT7436	P22MT7442	
Usable Height	73.50" (42U)	73.50" (42U)	73.50" (42U)	73.50" (42U)	
External Frame Depth	25.63"	30.88"	36.12"	41.37"	
External Frame Width	22.16"	22.16"	22.16"	22.16"	
External Frame Height	82.25"	82.25"	82.25"	82.25"	
Doors (each) *Specify L or R (Left/Right hand) <sup>2,3</sup>					
Solid	PDS2274**	PDS2274**	PDS2274**	PDS2274**	
Plexiglas Solid Perimeter	PDLS2274*	PDLS2274*	PDLS2274*	PDLS2274*	
Plexiglas Perforated Perimeter	PDLP2274*	PDLP2274*	PDLP2274*	PDLP2274*	
Perforated	PDP2274**	PDP2274**	PDP2274**	PDP2274**	
Vented	PDV2274**	PDV2274**	PDV2274**	PDV2274**	
<b>Step 2</b>					
Side Panel (pair)					
Solid	PSS7425	PSS7430	PSS7436	PSS7442	
Vented	PSV7425	PSV7430	PSV7436	PSV7442	
Perforated	PSP7425	PSP7430	PSP7436	PSP7442	
<b>Step 3</b>					
Top Panel (each)					
Solid	TFPS1925	TFPS1930	TFPS1936	TFPS1942	
Perforated	TFPP1925	TFPP1930	TFPP1936	TFPP1942	
<b>Step 4</b>					
Single Fan Panel w/4 Fans					
	TFP4F1925	TFP41930	TFP4F1936	TFP4F1942	
4 Fan Panel Kit w/cable management panels					
	PT4F1925	PT4F1930	PT4F1936	PT4F1942	

### STEP 5 - ADD DOOR HANDLE & OTHER ACCESSORIES, GO TO PAGE 10 FOR OPTIONS

Notes: 1. M Style 10-32 tapped rails ship standard with every Pioneer cabinet unless otherwise specified. Also available in other rail shapes and with square holes (see page 5).

- \*2. Specify LEFT or RIGHT hand door by adding L or R to door part#.
- \*3. All doors ship standard with lock# PHL100 (see page 10) unless otherwise specified.
- \*4. For SPLIT door, add "S" to end of part number, but before color (Example: PDS2244SM). DO NOT specify L or R swing designation for split doors, which are sold in pairs.

**22** Represents 22" width frames/doors, also available in 24" & 27" widths - see page 5 to determine exact part numbers for other widths

**19** Represents 19" width top panels, also available in 24" width - see page 5 to determine exact part numbers for other width

**- tan** indicates parts not available in Split Door versions




Solid Side Panel - PDS



Vented Side Panel - PDV



Perforated Side Panel - PDP



3 Piece Top Fan Panel Kit - TFPS



Full Depth Single Piece Top Fan Panel - TFP4F



Pioneer Config-Your Own				
Usable Height <b>45U 78.75" VPO</b>	19" Rack Mount			
	25" Depth	30" Depth	36" Depth	42" Depth
Order Code	Order Code	Order Code	Order Code	Order Code
<b>Step 1</b>				
Rack Frame (each)				
45U Pioneer with Leveler Base, M Style, 10-32 Tapped Rails <sup>1</sup>	P22MT7825	P22MT7830	P22MT7836	P22MT7842
Usable Height	78.75" (45U)	78.75" (45U)	78.75" (45U)	78.75" (45U)
External Frame Depth	25.63"	30.88"	36.12"	41.37"
External Frame Width	22.16"	22.16"	22.16"	22.16"
External Frame Height	87.50"	87.50"	87.50"	87.50"
<b>Step 2</b>				
Doors (each) *Specify L or R (Left/Right hand) <sup>2,3</sup>				
Solid	PDS2278**	PDS2278**	PDS2278**	PDS2278**
Plexiglas Solid Perimeter	PDLS2278*	PDLS2278*	PDLS2278*	PDLS2278*
Plexiglas Perforated Perimeter	PDLP2278*	PDLP2278*	PDLP2278*	PDLP2278*
Perforated	PDP2278**	PDP2278**	PDP2278**	PDP2278**
Vented	PDV2278**	PDV2278**	PDV2278**	PDV2278**
<b>Step 3</b>				
Side Panel (pair)				
Solid	PSS7825	PSS7830	PSS7836	PSS7842
Vented	PSV7825	PSV7830	PSV7836	PSV7842
Perforated	PSP7825	PSP7830	PSP7836	PSP7842
<b>Step 4</b>				
Top Panel (each)				
Solid	TFPS1925	TFPS1930	TFPS1936	TFPS1942
Perforated	TFPP1925	TFPP1930	TFPP1936	TFPP1942
Single Fan Panel w/4 Fans	TFP4F1925	TFP4F1930	TFP4F1936	TFP4F1942
4 Fan Panel Kit w/cable management panels	PT4F1925	PT4F1930	PT4F1936	PT4F1942

## STEP 5 – ADD DOOR HANDLE & OTHER ACCESSORIES, GO TO PAGE 10 FOR OPTIONS

**Notes:** 1. M Style 10-32 tapped rails ship standard with every Pioneer cabinet unless otherwise specified. Also available in other rail shapes and with square holes (see page 5).

\*2. Specify LEFT or RIGHT hand door by adding L or R to door part#.

3. All doors ship standard with lock# PHL100 (see page 10) unless otherwise specified.

\*4. For SPLIT door, add "S" to end of part number, but before color (Example: PDS2221SM). DO NOT specify L or R swing designation for split doors, which are sold in pairs.

22 Represents 22" width frames/doors, also available in 24" & 27" widths - see page 5 to determine exact part numbers for other widths

19 Represents 19" width top panels, also available in 24" width - see page 5 to determine exact part numbers for other width

- tan indicates parts not available in Split Door versions

## STEP 6 – CHOOSE COLOR

Be sure to indicate color choice. Add the color code to each part number:

**M = Black**  
**F = Computer Gray**  
**P = Light Gray**  
**E = Royal Blue**

Pioneer Config-Your Own				
Usable Height <b>48U 84.00" VPO</b>	19" Rack Mount			
	25" Depth	30" Depth	36" Depth	42" Depth
Order Code	Order Code	Order Code	Order Code	Order Code
<b>Step 1</b>				
Rack Frame (each)				
48U Pioneer with Leveler Base, M Style, 10-32 Tapped Rails <sup>1</sup>	P22MT8425	P22MT8430	P22MT8436	P22MT8442
Usable Height	84.00" (48U)	84.00" (48U)	84.00" (48U)	84.00" (48U)
External Frame Depth	25.63"	30.88"	36.12"	41.37"
External Frame Width	22.16"	22.16"	22.16"	22.16"
External Frame Height	92.75"	92.75"	92.75"	92.75"
<b>Step 2</b>				
Doors (each) *Specify L or R (Left/Right hand) <sup>2,3</sup>				
Solid	PDS2284**	PDS2284**	PDS2284**	PDS2284**
Plexiglas Solid Perimeter	PDLS2284*	PDLS2284*	PDLS2284*	PDLS2284*
Plexiglas Perforated Perimeter	PDLP2284*	PDLP2284*	PDLP2284*	PDLP2284*
Perforated	PDP2284**	PDP2284**	PDP2284**	PDP2284**
Vented	PDV2284**	PDV2284**	PDV2284**	PDV2284**
<b>Step 3</b>				
Side Panel (pair)				
Solid	PSS8425	PSS8430	PSS8436	PSS8442
Vented	PSV8425	PSV8430	PSV8436	PSV8442
Perforated	PSP8425	PSP8430	PSP8436	PSP8442
<b>Step 4</b>				
Top Panel (each)				
Solid	TFPS1925	TFPS1930	TFPS1936	TFPS1942
Perforated	TFPP1925	TFPP1930	TFPP1936	TFPP1942
Single Fan Panel w/4 Fans	TFP4F1925	TFP4F1930	TFP4F1936	TFP4F1942
4 Fan Panel Kit w/cable management panels	PT4F1925	PT4F1930	PT4F1936	PT4F1942

Pioneer Config-Your Own				
Usable Height <b>50U 87.75" VPO</b>	19" Rack Mount			
	25" Depth	30" Depth	36" Depth	42" Depth
Order Code	Order Code	Order Code	Order Code	Order Code
<b>Step 1</b>				
Rack Frame (each)				
50U Pioneer with Leveler Base, M Style, 10-32 Tapped Rails <sup>1</sup>	P22MT8825	P22MT8830	P22MT8836	P22MT8842
Usable Height	87.75" (50U)	87.75" (50U)	87.75" (50U)	87.75" (50U)
External Frame Depth	25.63"	30.88"	36.12"	41.37"
External Frame Width	22.16"	22.16"	22.16"	22.16"
External Frame Height	96.25"	96.25"	96.25"	96.25"
<b>Step 2</b>				
Doors (each) *Specify L or R (Left/Right hand) <sup>2,3</sup>				
Solid	PDS2288**	PDS2288**	PDS2288**	PDS2288**
Plexiglas Solid Perimeter	PDLS2288*	PDLS2288*	PDLS2288*	PDLS2288*
Plexiglas Perforated Perimeter	PDLP2288*	PDLP2288*	PDLP2288*	PDLP2288*
Perforated	PDP2288**	PDP2288**	PDP2288**	PDP2288**
Vented	PDV2288**	PDV2288**	PDV2288**	PDV2288**
<b>Step 3</b>				
Side Panel (pair)				
Solid	PSS8825	PSS8830	PSS8836	PSS8842
Vented	PSV8825	PSV8830	PSV8836	PSV8842
Perforated	PSP8825	PSP8830	PSP8836	PSP8842
<b>Step 4</b>				
Top Panel (each)				
Solid	TFPS1925	TFPS1930	TFPS1936	TFPS1942
Perforated	TFPP1925	TFPP1930	TFPP1936	TFPP1942
Single Fan Panel w/4 Fans	TFP4F1925	TFP4F1930	TFP4F1936	TFP4F1942
4 Fan Panel Kit w/cable management panels	PT4F1925	PT4F1930	PT4F1936	PT4F1942

## STEP 5 – ADD ACCESSORIES

### Product Accessories

A wide array of optional accessories are available for complete customization of your products.

For further information on options and accessories please consult your Sales Representative or our Customer Care Team.

A wide range of options and accessories add flexibility.

Pioneer cabinets can be customized to suit your specific application requirements with the addition of any standard accessory items. Choose from options including:

- Door Handles and Locks
- 3-Point Latching Kits
- Casters
- PowerOptions™
- Cable Management
- Shelving and Trays
- Filler Panels and Wedges
- Work Surfaces
- Thermal Management
- Reducer Brackets
- Lighting Options
- Cabinet Accessories

### Handle/Locking Options

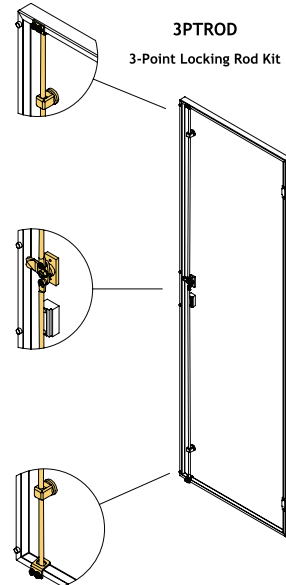
Order Code	Description
PHB000	Handle with non-locking insert, removable core
PHL100*	Handle with lock, removable core, 2 keys #100
PHP000	Swing handle with padlock hasp and 3-point cam
PHC300	Deluxe combination swing handle with 3 barrel combination and 3-point cam
PHC400	Economy combination swing handle with 4 barrel combination and 3-point cam

\*Note: All Pioneer cabinet doors ship with handle option PHL100 unless otherwise specified.

25 different key options are available— call your dealer or 800-558-7297 for more information

### 3-Point Latching Kits

Order Code	Description
3PTROD38KT	Kit, 3-point Lock Rod 22U
3PTROD44KT	Kit, 3-point Lock Rod 25U
3PTROD49KT	Kit, 3-point Lock Rod 28U
3PTROD53KT	Kit, 3-point Lock Rod 30U
3PTROD61KT	Kit, 3-point Lock Rod 35U
3PTROD70KT	Kit, 3-point Lock Rod 40U
3PTROD74KT	Kit, 3-point Lock Rod 42U
3PTROD78KT	Kit, 3-point Lock Rod 45U
3PTROD84KT	Kit, 3-point Lock Rod 48U
3PTROD88KT	Kit, 3-point Lock Rod 50U
3PTROD91KT	Kit, 3-point Lock Rod 52U



Handle With Lock-PHL100



PHL100



PHP000



PHC300



PHC400


### Vertical & Rack Mount PowerOptions™

	Order code	Amps	Volts	No. of Receptacles	Cord Length	Plug Type	Dimensions Length x Depth x Width	Breaker Yes or No
Standard Vertical Mount Power Strip	EPV3910-E15P	15	125	10 NEMA 5-15R		5-15P Straight Blade	38.5 x 1.85 x 1.3	Yes (Thermal)
	EPVT4812-E15PNX	15	125	12 NEMA 5-15R		5-15P Straight Blade	47.5 x 1.25 x 1.1	No
	EPV4814-E15P	15	125	14 NEMA 5-15R		5-15P Straight Blade	47.5 x 1.85 x 1.3	Yes (Thermal)
	EPV4814-E15T	15	125	14 NEMA 5-15R		L5-15P Twist Lock	47.5 x 1.85 x 1.3	Yes (Thermal)
	EPV4814-B20P	20	125	14 NEMA 5-20R		5-20P Straight Blade	47.5 x 1.85 x 1.3	Yes (Thermal)
	EPV4814-B20T	20	125	14 NEMA 5-20R		L5-20P Twist Lock	47.5 x 1.85 x 1.3	Yes (Thermal)
	EPVT4812-K20PNX	20	125	12 NEMA 5-20R	10'	5-15P Straight Blade	47.5 x 1.25 x 1.1	No
	EPV6620-A15P	15	125	20 NEMA 5-15R		5-15P Straight Blade	66.25 x 1.85 x 1.3	Yes (Thermal)
	EPV6620-A15T	15	125	20 NEMA 5-15R		L5-15P Twist Lock	66.25 x 1.85 x 1.3	Yes (Thermal)
	EPVT6620-E15PNX	15	125	20 NEMA 5-15R		5-15P Straight Blade	66.25 x 1.25 x 1.1	No
	EPV6620-B20P	20	125	20 NEMA 5-20R		5-20P Straight Blade	66.25 x 1.85 x 1.3	Yes (Thermal)
	EPV6620-B20T	20	125	20 NEMA 5-20R		L5-20P Twist Lock	66.25 x 1.85 x 1.3	Yes (Thermal)
	EPVT6620-K20PNX	20	125	20 NEMA 5-20R		5-20P Straight Blade	66.25 x 1.25 x 1.1	No
	Standard 19" Rack Mount Power Strip	EPV1706-B20P	20	125	6 NEMA 5-20R		5-20P Straight Blade	17 x 1.72 x 1.61
EPV1706-B20T		20	125	6 NEMA 5-20R		L5-20P Twist Lock	17 x 1.72 x 1.61	Yes (Thermal)
EPH306-B20P		20	125	6 NEMA 5-20R		5-20P Straight Blade	17 x 1.72 x 3.75	Yes (Thermal)
EPH306-B20T		20	125	6 NEMA 5-20R		L5-20P Twist Lock	17 x 1.72 x 3.75	Yes (Thermal)
EPH310-B20PS		20	125	10 NEMA 5-20R	10'	5-20P Straight Blade	17 x 1.72 x 3.75	Yes (Thermal)
EPH310-A15PS		15	125	10 NEMA 5-15R		5-15P Straight Blade	17 x 1.72 x 3.75	Yes (Thermal)
EPH306-F15PS		15	125	6 NEMA 5-15R		5-15P Straight Blade	17 x 1.72 x 3.75	Yes (Thermal)
EPH608-F15PS		15	125	8 NEMA 5-15R		5-15P Straight Blade	17 x 1.72 x 3.75	Yes (Thermal)
PDU (Power Distribution Unit) - 19" Rack Mount	EPH612-B20TN	20	125	12 NEMA 5-20R		L5-20P Twist Lock	17 x 1.72 x 4.5	Yes (Magnetic)
	EPH612-D30TN	30	125	12 NEMA 5-20R		L5-20P Twist Lock	17 x 1.72 x 6.5	Yes (Magnetic)
	EPH612-U20TN	20	250	12 NEMA 6-20R	10'	L6-20P Twist Lock	17 x 1.72 x 6.5	Yes (Magnetic)
	EPH612-C30TN	30	250	12 NEMA 6-20R		L6-30P Twist Lock	17 x 1.72 x 6.5	Yes (Magnetic)
	EPH412-E30TN	30	250	12 IEC 320		L6-30P Twist Lock	17 x 1.72 x 6.5	Yes (Magnetic)

For brochures featuring complete PowerOptions listings, go to the literature download section of our Website.



Rack Mount PowerOptions



Vertical PowerOptions

## STEP 5 – ADD ACCESSORIES

Vertical and horizontal lacing bars provide flexible cable management solutions for cable runs inside the cabinet.

### Vertical/Horizontal Lacing Bars and Cable Management

Order code	Description
ALB21	Aluminum lacing bar, vertical, 1.00" wide x 0.12" thick, EIA spaced 10-32 tapped holes, 21.00" VPO, 12U, black only
ALB44	Aluminum lacing bar, vertical, 1.00" wide x 0.12" thick, EIA spaced 10-32 tapped holes, 44.00" VPO, 25U, black only
ALB53†	Aluminum lacing bar, vertical, 1.00" wide x 0.12" thick, EIA spaced 10-32 tapped holes, 52.50" VPO, 30U, black only
ALB61	Aluminum lacing bar, vertical, 1.00" wide x 0.12" thick, EIA spaced 10-32 tapped holes, 61.25" VPO, 35U, black only
ALB70	Aluminum lacing bar, vertical, 1.00" wide x 0.12" thick, EIA spaced 10-32 tapped holes, 70.00" VPO, 40U, black only
ALB74	Aluminum lacing bar, vertical, 1.00" wide x 0.12" thick, EIA spaced 10-32 tapped holes, 73.50" VPO, 42U, black only
ALB78	Aluminum lacing bar, vertical, 1.00" wide x 0.12" thick, EIA spaced 10-32 tapped holes, 78.75" VPO, 45U, black only
ALB84	Aluminum lacing bar, vertical, 1.00" wide x 0.12" thick, EIA spaced 10-32 tapped holes, 84.00" VPO, 48U, black only
ALB88	Aluminum lacing bar, vertical, 1.00" wide x 0.12" thick, EIA spaced 10-32 tapped holes, 87.50" VPO, 50U, black only
ALB91*	Aluminum lacing bar, vertical, 1.00" wide x 0.12" thick, EIA spaced 10-32 tapped holes, 91.00" VPO, 52U – For Pioneer AV Rack only
ALB49**	Aluminum lacing bar, vertical, 1.00" wide x 0.12" thick, EIA spaced 10-32 tapped holes – For Frontier Console 800 series frame only
CMBKIT	Cable management bracket, set of 4, black – 1.0" high x 3.0" wide x 3.0" deep
CPR191	Ring cable management panels, 19" HPO, 1.75" PS, 1U, ring 1.47" high x 2.5" deep, black
CPR192	Ring cable management panels, 19" HPO, 3.50" PS, 2U, ring 3.22" high x 2.5" deep, black
CPT191	Reusable cable tie organizer, 19" HPO, 1.75" PS, 1U, black
CPT192	Reusable cable tie organizer, 19" HPO, 3.50" PS, 2U, black
CR0400	Cable management ring, set of 4, black – 1.5" high x 2.8" wide base with 2.0" x 6.0" D rod
CLB □ 6M*	Rack mount steel cable lacing bar, SLOTTED, 6" offset, black
CLB □ 4M*	Rack mount steel cable lacing bar, SLOTTED, 4" offset, black
CLB □ 2M*	Rack mount steel cable lacing bar, SLOTTED, 2" offset, black
CLB □ M*	Rack mount steel cable lacing bar, SLOTTED, straight, black
HLB □ M*	Rack mount steel lacing bar rod, SOLID, straight, black
HLB □ 15M*	Rack mount steel lacing bar rod, SOLID, 1.5" offset, black
HLB □ 4M*	Rack mount steel lacing bar rod, SOLID, 4" offset, black
SLB □ 21M	Steel lacing bar, vertical, SLOTTED, 21.00" VPO, 12U
SLB □ 44M	Steel lacing bar, vertical, SLOTTED, 44.00" VPO, 25U
SLB □ 53M	Steel lacing bar, vertical, SLOTTED, 52.50" VPO, 30U
SLB □ 61M	Steel lacing bar, vertical, SLOTTED, 61.25" VPO, 35U
SLB □ 70M	Steel lacing bar, vertical, SLOTTED, 70.00" VPO, 40U
SLB □ 74M	Steel lacing bar, vertical, SLOTTED, 73.50" VPO, 42U
SLB □ 78M	Steel lacing bar, vertical, SLOTTED, 78.75" VPO, 45U
SLB □ 84M	Steel lacing bar, vertical, SLOTTED, 84.00" VPO, 48U
SLB □ 88M	Steel lacing bar, vertical, SLOTTED, 87.50" VPO, 50U
*PLV □ W21M	Steel lacing panel, T-Hook™ head design, vertical, 21.00" VPO, 12U
*PLV □ W44M	Steel lacing panel, T-Hook head design, vertical, 44.00" VPO, 25U
*PLV □ W53M	Steel lacing panel, T-Hook head design, vertical, 52.50" VPO, 30U
*PLV □ W61M	Steel lacing panel, T-Hook head design, vertical, 61.25" VPO, 35U
*PLV □ W70M	Steel lacing panel, T-Hook head design, vertical, 70.00" VPO, 40U
*PLV □ W74M	Steel lacing panel, T-Hook head design, vertical, 73.50" VPO, 42U
*PLV □ W78M	Steel lacing panel, T-Hook head design, vertical, 78.75" VPO, 45U
*PLV □ W84M	Steel lacing panel, T-Hook head design, vertical, 84.00" VPO, 48U
*PLV □ W88M	Steel lacing panel, T-Hook head design, vertical, 87.50" VPO, 50U
*PLV □ W91M*	Steel lacing panel, T-Hook head design, vertical, 91.00" VPO, 52U
*PLV □ W49M**	Steel lacing panel, T-Hook head design, vertical, for Frontier 800 Series frame only

### Horizontal Lacing



### Horizontal Lacing Part Numbering Key

□ = 19 for 19" Rack mount -or- □ = 23 for 23" Rack mount

\*Horizontal lacing also available in bulk packs of 10, to order, replace M with KTM at end of part number  
Example: CLB □ 6KTM

### Vertical Lacing Part Numbering Key

□ = 

2	for SLB2 Lacing Panel, 2.5" Wide
3	for SLB3 Lacing Panel, 3.5" Wide

 □ = 

1	for 1-Wide Lacing Panel, 1.5" Wide
2	for 2-Wide, 3.25" Wide
3	for 3-Wide, 5" Wide

 To Specify Color: M = Black, F = Computer Gray, P = Light Gray, E = Royal Blue. Example: SLB □ 49E for Blue.  
♦ PLV Series also available in half height sizes (use PLVH).

† ALB53 is height for Pioneer standard enclosures only – Not compatible with Pioneer Seismic or Pioneer AV. \*Special height for Pioneer AV \*\*Special height for Frontier Console only

### Grounding Bars

Order code	Description
GB190106	Rack mounted copper ground bar, 0.25" x 1.00" 19" HPO. Also available in 23" HPO - order code GB23
ICBB	Buss bar, isolated, copper 1.00" wide x 0.12" thick, EIA spaced 10-32 tapped holes

□ = Isolated buss bar height. Available heights are: 

21	for 21.00" VPO, 12U	-	44	for 43.75" VPO, 25U	-	49	for 49.00" VPO, 28U						
53	for 52.50" VPO, 30U	-	61	for 61.25" VPO, 35U	-	70	for 70.00" VPO, 40U	-	74	for 73.50" VPO, 42U	-	78	for 78.75" VPO, 45U
84	for 84.00" VPO, 48U	-	88	for 87.50" VPO, 50U	-	49*	height is for Frontier only						


## STEP 5 – ADD ACCESSORIES – CASTERS & FLOOR MOUNTING KITS

### Floor Mounting Kits for Frames, Casters

Order code	Description
ANCHORKT	Vertical enclosure floor anchoring kit – set of 4 brackets, black
ANTI PKT	Vertical enclosure, anti-tip plate
CST1KT	Caster kit – 4 casters, T3CST1 swivel casters with brackets, supports 1080lbs., black
CST8KT	Caster kit – 4 casters, T3CST8 swivel casters with brackets, supports 1600lbs., black
CSTFRS	Caster kit fine 2-rigid 2-swivel
CSTFSS	Caster kit fine 4-swivel
CSTHRS	Caster kit heavy duty 2-rigid 2-swivel
CSTHSS	Caster kit heavy duty 4-swivel
CSTSRs	Caster kit standard 2-rigid 2-swivel
CSTSSS	Caster kit standard 4-swivel



Casters - CST




Anchor Kit - ANCHORKT

### Slotted Lacing Panels



SLB □ 2 (2.5" Wide)



SLB □ 3 (3.5" Wide)



Aluminum Lacing bars - ALB




Copper buss bar - ICBB



Lacing bar rod straight - HLB

### T-Hook™ Lacing Panels



1 -Wide (1.5" Wide)



2 -Wide (3.25" Wide)



3 -Wide (5" Wide)




Grounding bar - GB



Cable management rings - CPT

### Equipment Support Angles

Order code	Description
CHAS25	Chassis support angle, 2" x 3", 12 gauge, 25" deep frame, black
CHAS30	Chassis support angle, 2" x 3", 12 gauge, 30" deep frame, black
CHAS36	Chassis support angle, 2" x 3", 12 gauge, 36" deep frame, black
CHAS42	Chassis support angle, 2" x 3", 12 gauge, 42" deep frame, black



Equipment Support Angles

Note: Bottom panel part numbers published here are for 19" rack mount widths only. These are available in 23" and 24" rack mount widths also.

## STEP 5 – ADD ACCESSORIES, BOTTOM PANELS

### Bottom Panels

Order Code	Panel Width	Style of Panel	Cabinet Depth
PBP1925	19"	Perforated	25"
PBP1930	19"	Perforated	30"
PBP1936	19"	Perforated	36"
PBS1925	19"	Solid	25"
PBS1930	19"	Solid	30"
PBS1936	19"	Solid	36"



Bottom Panels With Cable Entry - PBP



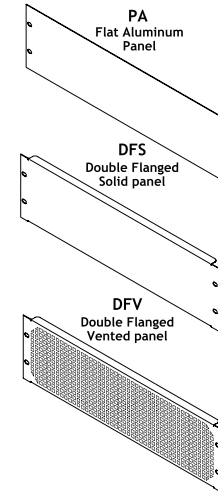
## STEP 5 – ADD ACCESSORIES

Note: Filler panel part numbers published here are for 19" rack mount widths only. These are available in 23" and 24" rack mount widths also. (Example: **FPS1901** changes to part number **FPS2301** for 23" rack mount, or **FPS2401** for 24" rack mount).



Filler Panels - Steel	Solid	Perforated
Panel Height	19" Width	19" Width
1.75" - 1U	<b>FPS1901</b>	<b>FPP1901</b>
3.50" - 2U	<b>FPS1903</b>	<b>FPP1903</b>
5.25" - 3U	<b>FPS1905</b>	<b>FPP1905</b>
7.00" - 4U	<b>FPS1907</b>	<b>FPP1907</b>
8.75" - 5U	<b>FPS1908</b>	<b>FPP1908</b>
10.50" - 6U	<b>FPS1910</b>	<b>FPP1910</b>
12.25" - 7U	<b>FPS1912</b>	<b>FPP1912</b>
14.00" - 8U	<b>FPS1914</b>	<b>FPP1914</b>
15.75" - 9U	<b>FPS1915</b>	<b>FPP1915</b>
17.50" - 10U	<b>FPS1917</b>	<b>FPP1917</b>
19.25" - 11U	<b>FPS1919</b>	<b>FPP1919</b>
21.00" - 12U	<b>FPS1921</b>	<b>FPP1921</b>
24.50" - 14U	<b>FPS1924</b>	<b>FPP1924</b>
26.25" - 15U	<b>FPS1926</b>	<b>FPP1926</b>
31.50" - 18U	<b>FPS1931</b>	<b>FPP1931</b>
43.75" - 25U	<b>FPS1943</b>	<b>FPP1943</b>
49.00" - 28U	<b>FPS1949</b>	<b>FPP1949</b>



Filler Panels, Steel - FPS



Filler Panels, Aluminum - PA



Filler Panels, Steel Double Flanged - DFS



Filler Panels, Steel Double Flanged Vented - DFV



Filler Panels, Steel 4-Flanged Cable Access - FPC

Filler Panels - Aluminum	
Panel Height	19" Width
1.75" - 1U	<b>PA1901</b>
3.50" - 2U	<b>PA1903</b>
5.25" - 3U	<b>PA1905</b>
7.00" - 4U	<b>PA1907</b>
8.75" - 5U	<b>PA1908</b>
10.50" - 6U	<b>PA1910</b>

Filler Panels - Steel Double Flanged	
Panel Height	19" Width
1.75" - 1U	<b>DFS1901</b>
3.50" - 2U	<b>DFS1903</b>
5.25" - 3U	<b>DFS1905</b>
7.00" - 4U	<b>DFS1907</b>
8.75" - 5U	<b>DFS1908</b>
10.50" - 6U	<b>DFS1910</b>


Filler Panels - Steel Double Flanged Vented	
Panel Height	19" Width
1.75" - 1U	<b>DFV1901</b>
3.50" - 2U	<b>DFV1903</b>
5.25" - 3U	<b>DFV1905</b>
7.00" - 4U	<b>DFV1907</b>

Filler Panels - Steel 4-Flanged Cable Access	
Order Code	Description
<b>FPC1905</b>	Panel, Formed, Cable Management, (2) 2.00" x 4.75" I.D. Plastic Ovals, 19" Rack Mount, 3U
<b>FPC2405</b>	Panel, Formed, Cable Management, (2) 2.00" x 4.75" I.D. Plastic Ovals, 24" Rack Mount, 3U


Filler Panels - Kits	
Order Code	Description
<b>DFS19KT</b>	Panel, kit, steel double flanged, solid, 19" HPO, 26.75" PS, 1 each @ 1U, 2U, 4U, & 8U
<b>DFS24KT</b>	Panel, kit, steel double flanged, solid, 24" HPO, 26.75" PS, 1 each @ 1U, 2U, 4U, & 8U

Work Surface (18" Deep)		
Order Code	Frame Width	Number of Bays
<b>WS12218</b>	22.16"	1
<b>WS22218</b>	22.16"	2
<b>WS32218</b>	22.16"	3
<b>WSW3018</b>	30 Degree Wedge	
<b>WSW4518</b>	45 Degree Wedge	

Specify color-  
Graphite - G  
or White - W




Work Surface (18" Deep) - WS



Work Surface for 30 Degree Wedge - WSW

30 Degree Wedge Frame	Height	Depth	Front Face Width	45 Degree Wedge Frame			
				Height	Depth	Front Face Width	Order Code
PW302125	29.50"	25.63"	10.5"	PW452125	29.50"	15.0"	
PW304425	52.25"			PW454425	52.25"		
PW305325	61.00"			PW455325	61.00"		
PW306125	69.75"			PW456125	69.75"		
PW307025	82.00"			PW457025	82.00"		
PW307425	87.25"			PW457425	87.25"		
PW307825	92.50"			PW457825	92.50"		
PW308425	96.00"			PW458425	96.00"		
PW308825	87.75"			PW458825	87.75"		
PW302130	29.50"			30.88"	15.0"		PW452130
PW304430	52.25"	PW454430	52.25"				
PW305330	61.00"	PW455330	61.00"				
PW306130	69.75"	PW456130	69.75"				
PW307030	82.00"	PW457030	82.00"				
PW307430	87.25"	PW457430	87.25"				
PW307830	92.50"	PW457830	92.50"				
PW308430	96.00"	PW458430	96.00"				
PW308830	87.75"	PW458830	87.75"				
PW302136	29.50"	36.12"	15.0"			PW452136	29.50"
PW304436	52.25"			PW454436	52.25"		
PW305336	61.00"			PW455336	61.00"		
PW306136	69.75"			PW456136	69.75"		
PW307036	82.00"			PW457036	82.00"		
PW307436	87.25"			PW457436	87.25"		
PW307836	92.50"			PW457836	92.50"		
PW308436	96.00"			PW458436	96.00"		
PW308836	87.75"			PW458836	87.75"		



Rack Mount Reducer Brackets - AB

### Rack Mount Reducer Brackets

Order Code	Description
<b>AB01</b>	Reducer bracket, 24" HPO to 19" HPO, tapped 10-32 holes, 1.75", 1U, - set of 2, black
<b>AB02</b>	Reducer bracket, 24" HPO to 19" HPO, tapped 10-32 holes, 3.50", 2U, - set of 2, black
<b>AB03</b>	Reducer bracket, 24" HPO to 19" HPO, tapped 10-32 holes, 5.25", 3U, - set of 2, black
<b>AB04</b>	Reducer bracket, 24" HPO to 19" HPO, tapped 10-32 holes, 7.00", 4U, - set of 2, black
<b>AB05</b>	Reducer bracket, 24" HPO to 19" HPO, tapped 10-32 holes, 8.75", 5U, - set of 2, black
<b>AB2301</b>	Reducer bracket, 23" HPO to 19" HPO, tapped 10-32 holes, 1.75", 1U, - set of 2, black
<b>AB2302</b>	Reducer bracket, 23" HPO to 19" HPO, tapped 10-32 holes, 3.50", 2U, - set of 2, black
<b>AB2303</b>	Reducer bracket, 23" HPO to 19" HPO, tapped 10-32 holes, 5.25", 3U, - set of 2, black
<b>AB2304</b>	Reducer bracket, 23" HPO to 19" HPO, tapped 10-32 holes, 7.00", 4U, - set of 2, black
<b>AB2305</b>	Reducer bracket, 23" HPO to 19" HPO, tapped 10-32 holes, 8.75", 5U, - set of 2, black

### Fan Filler Panels - Steel 4-Flanged, 4-Fan

Order Code	Description
<b>FP4F1910</b>	Panel, Formed, (4) 4" Fan Holes, 19" Rackmount, 10.50" PS, 6U
<b>FP4F1915</b>	Panel, Formed, (4) 4" Fan Holes, 19" Rackmount, 15.75" PS, 9U
<b>FP4F1921</b>	Panel, Formed, (4) 4" Fan Holes, 19" Rackmount, 21.00" PS, 12U
<b>FP4F1926</b>	Panel, Formed, (4) 4" Fan Holes, 19" Rackmount, 26.25" PS, 15U
<b>FP4F1931</b>	Panel, Formed, (4) 4" Fan Holes, 19" Rackmount, 31.50" PS, 18U



Fan Panel, Steel 4-Flanged, 4-Fan - FP4F



# Accessories Fan trays/panels, reducer brackets, general

**STEP 5 – ADD ACCESSORIES** Note: Double flanged fan panels listed below are also available in 23" & 24" rack mount (Example: DF1F1905 changes to part number DF1F2305 for 23" rack mount).

Cooling and Fan Trays	
Order Code	Description
PB325A	Blower, packaged, 275cfm, 115V, 19" HPO, 5.25" VPO, 3U
PCP1905	Panel, flat steel with exhaust fans, 220cfm, 2 x FAN110 fans, 115V, 19" HPO, 5.25" PS, 3U
PCP2405	Panel, flat steel with exhaust fans, 220cfm, 2 x FAN110 fans, 115V, 24" HPO, 5.25" PS, 3U
DF1F1905	Double Flanged Fan Panel (1) 115V AC 110 CFM Fan 19" Rackmount, 3U (5.25")
DF2F1905	Double Flanged Fan Panel (2) 115V AC 110 CFM Fans 19" Rackmount, 3U (5.25")
DF3F1905	Double Flanged Fan Panel (3) 115V AC 110 CFM Fans 19" Rackmount, 3U (5.25")
STA683	Fan tray, 3 fan, 180cfm, 115V, 19" HPO, 1.75" VPO, 1U, light gray
STA686	Fan tray, 6 fan, 360cfm, 115V, 19" HPO, 1.75" VPO, 1U, light gray
STA689	Fan tray, 9 fan, 540cfm, 115V, 19" HPO, 1.75" VPO, 1U, light gray



Rack Mount Fan Panels - PCP



Fan Tray, 3-Fan - STA683



Fan Tray, 9-Fan - STA689

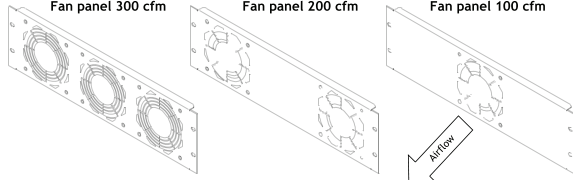


Fan Tray, 6-Fan - STA686

DF3F  
Double Flanged 3  
Fan panel 300 cfm

DF2F  
Double Flanged 2  
Fan panel 200 cfm

DF1F  
Double Flanged 1  
Fan panel 100 cfm



Spacer Frames				
Order Code	Cabinet Depth	Spacer Width	VPO	Color Options
PSF27025	25	2"	70	M - Black
PSF27030	30			F - C. Gray
PSF27036	36			P - L. Gray
PSF27042	42	E - R. Blue		
PSF27825	25	2"	78	M - Black
PSF27830	30			F - C. Gray
PSF27836	36			P - L. Gray
PSF27842	42	E - R. Blue		
PSF28825	25	2"	88	M - Black
PSF28830	30			F - C. Gray
PSF28836	36			P - L. Gray
PSF28842	42	E - R. Blue		
PSF34425	25	3"	44	M - Black
PSF34430	30			F - C. Gray
PSF34436	36			P - L. Gray
PSF34442	42	E - R. Blue		
PSF36125	25	3"	61	M - Black
PSF36130	30			F - C. Gray
PSF36136	36			P - L. Gray
PSF36142	42	E - R. Blue		
PSF37025	25	3"	70	M - Black
PSF37030	30			F - C. Gray
PSF37036	36			P - L. Gray
PSF37042	42	E - R. Blue		
PSF37825	25	3"	78	M - Black
PSF37830	30			F - C. Gray
PSF37836	36			P - L. Gray
PSF37842	42	E - R. Blue		
PSF38825	25	3"	88	M - Black
PSF38830	30			F - C. Gray
PSF38836	36			P - L. Gray
PSF38842	42	E - R. Blue		
PSF44425	25	4"	44	M - Black
PSF44430	30			F - C. Gray
PSF44436	36			P - L. Gray
PSF44442	42	E - R. Blue		
PSF46125	25	4"	61	M - Black
PSF46130	30			F - C. Gray
PSF46136	36			P - L. Gray
PSF46142	42	E - R. Blue		
PSF47025	25	4"	70	M - Black
PSF47030	30			F - C. Gray
PSF47036	36			P - L. Gray
PSF47042	42	E - R. Blue		
PSF47825	25	4"	78	M - Black
PSF47830	30			F - C. Gray
PSF47836	36			P - L. Gray
PSF47842	42	E - R. Blue		

Spacer Frames <i>Continued</i>				
Order Code	Cabinet Depth	Spacer Width	VPO	Color Options
PSF48825	25	4"	88	M - Black
PSF48830	30			F - C. Gray
PSF48836	36			P - L. Gray
PSF48842	42	E - R. Blue		
PSF54425	25	5"	44	M - Black
PSF54430	30			F - C. Gray
PSF54436	36			P - L. Gray
PSF54442	42	E - R. Blue		
PSF56125	25	5"	61	M - Black
PSF56130	30			F - C. Gray
PSF56136	36			P - L. Gray
PSF56142	42	E - R. Blue		
PSF57025	25	5"	70	M - Black
PSF57030	30			F - C. Gray
PSF57036	36			P - L. Gray
PSF57042	42	E - R. Blue		
PSF57825	25	5"	78	M - Black
PSF57830	30			F - C. Gray
PSF57836	36			P - L. Gray
PSF57842	42	E - R. Blue		
PSF58825	25	5"	88	M - Black
PSF58830	30			F - C. Gray
PSF58836	36			P - L. Gray
PSF58842	42	E - R. Blue		
PSF64425	25	6"	44	M - Black
PSF64430	30			F - C. Gray
PSF64436	36			P - L. Gray
PSF64442	42	E - R. Blue		
PSF66125	25	6"	61	M - Black
PSF66130	30			F - C. Gray
PSF66136	36			P - L. Gray
PSF66142	42	E - R. Blue		
PSF67025	25	6"	70	M - Black
PSF67030	30			F - C. Gray
PSF67036	36			P - L. Gray
PSF67042	42	E - R. Blue		
PSF67825	25	6"	78	M - Black
PSF67830	30			F - C. Gray
PSF67836	36			P - L. Gray
PSF67842	42	E - R. Blue		
PSF68825	25	6"	88	M - Black
PSF68830	30			F - C. Gray
PSF68836	36			P - L. Gray
PSF68842	42	E - R. Blue		



Interior Light - LK01



Document Holder - H290



Velcro Cable Ties - VCT8PK



Gang Kit - GANGKT



10-32 Zinc & 10-32 Black  
Clip Nuts - CLP1032

## Cabinet Accessories

Order Code	Description
1032KT	#10-32 Screw kit, includes 20 x H100Z Screws
GANGKT	Joining kit for multibay enclosure configurations, includes 6 each H72 1/4 Hex head bolts, T3SQUARE square nuts and 3' H121 foam tape
H100KT	#10-32 x 0.625" screw kit, bright zinc - pack of 100
H100MEGA	#10-32 x 0.625" screw kit, bright zinc - pack of 500
H100ZKT	#10-32 x 0.625" screw kit, black - pack of 100
H100ZMEGA	#10-32 x 0.625" screw kit, black - pack of 500
H290	Document holder
H99KT	#10-32 x 1.20" screw kit, bright zinc - pack of 100
H99ZKT	#10-32 x 1.20" screw kit, black - pack of 100
LK01	Interior light, white, 15 Watts, 20.0" long x 1.50" high x 2.25" deep, 6' power cord with NEMA 5-15P plug, on/off switch, 120V/15A
VCT11PK	11" Velcro cable ties - pack of 50
VCT8PK	8" Velcro cable ties - pack of 50
CAGEMKT	M6 Cage nut hardware kit, includes 20 each SCR103 M6 screws and C7988-M62-3F cage nuts and 1 x 600004 insertion tool

Order Code	Description
CAGEKT	#10-32 Cage nut hardware kit, includes 20 each H100Z screws and C7941-1032-3B cage nuts and 1 x 600004 insertion tool
CAGEMEGA	#10-32 Cage nut hardware kit, includes 100 each H100Z screws and C7941-1032-3B cage nuts and 1 x 600004 insertion tool
CLIPTKT	#10-32 Clip nut hardware kit, includes 20 each H110Z screws and C31758-1032-3B clip nuts
CHA353	Cable hanger, adhesive back, packet of 10
CHS1032F	Cup head screws, bright zinc, 10-32UNC. x 0.625" long, packet of 20
CHS1032FA	Cup head screws, black, 10-32UNC. x 0.625" long, packet of 20
CHS1224F	Cup head screws, bright zinc, 12-24UNC. x 0.625" long, packet of 20
CHS1224FA	Cup head screws, black, 12-24UNC. x 0.625" long, packet of 20
CLP100ZKT	Screw/clip nut kit, 20 each H100Z and CLP1032
CLP1032	Clip nuts, 10-32

## STEP 5 – ADD ACCESSORIES

### Cantilevered Shelves – Front Mount Only

Order code	Description
CS1912S	19" Rack mountable cantilevered shelf, solid, 50lbs. capacity, 3.50" PS 2U, 12.50" deep
CS1912V	19" Rack mountable cantilevered shelf, vented 50lbs. capacity, 3.50" PS 2U, 12.50" deep
CS1914S	19" Rack mountable cantilevered shelf, solid, 50lbs. capacity, 3.50" PS 2U, 14.50" deep
CS1914V	19" Rack mountable cantilevered shelf, vented 50lbs. capacity, 3.50" PS 2U, 14.50" deep
CS1919S	19" Rack mountable cantilevered shelf, solid, 50lbs. capacity, 3.50" PS 2U, 19.00" deep
CS1919V	19" Rack mountable cantilevered shelf, vented 50lbs. capacity, 3.50" PS 2U, 19.00" deep
CS2312S	23" Rack mountable cantilevered shelf, solid, 50lbs. capacity, 3.50" PS 2U, 12.50" deep
CS2312V	23" Rack mountable cantilevered shelf, vented, 50lbs. capacity, 3.50" PS 2U, 12.50" deep
CS2314S	23" Rack mountable cantilevered shelf, solid 50lbs. capacity, 3.50" PS 2U, 14.50" deep
CS2314V	23" Rack mountable cantilevered shelf, vented 50lbs. capacity, 3.50" PS 2U, 14.50" deep
CS2412S	24" Rack mountable cantilevered shelf, solid, 50lbs. capacity, 3.50" PS 2U, 12.50" deep
CS2412V	24" Rack mountable cantilevered shelf, vented 50lbs. capacity, 3.50" PS 2U, 12.50" deep
CS2414S	24" Rack mountable cantilevered shelf, solid, 50lbs. capacity, 3.50" PS 2U, 14.50" deep
CS2414V	24" Rack mountable cantilevered shelf, vented 50lbs. capacity, 3.50" PS 2U, 14.50" deep


### Full Depth Sliding and Fixed Shelves – 4 Point Mounting

Order code	Description
HDSS1919	19" Rack mountable heavy duty roll-out shelf, vented, 150lbs. capacity, 19.25" deep, black
HDSS1924	19" Rack mountable heavy duty roll-out shelf, vented, 150lbs. capacity, 24.00" deep, black
HDSS1928	19" Rack mountable heavy duty roll-out shelf, vented, 150lbs. capacity, 28.00" deep, black
HDSS2419	24" Rack mountable heavy duty roll-out shelf, vented, 150lbs. capacity, 19.25" deep, black
HDSS2424	24" Rack mountable heavy duty roll-out shelf, vented, 150lbs. capacity, 24.00" deep, black
HDSS2428	24" Rack mountable heavy duty roll-out shelf, vented, 150lbs. capacity, 28.00" deep, black
SS1919	19" Rack mountable medium duty roll-out shelf, vented, 75lbs. capacity, 19.25" deep, black
SS1924	19" Rack mountable medium duty roll-out shelf, vented, 75lbs. capacity, 24.00" deep, black
SS1928	19" Rack mountable medium duty roll-out shelf, vented, 75lbs. capacity, 28.00" deep, black
SS2419	24" Rack mountable medium duty roll-out shelf, vented, 75lbs. capacity, 19.25" deep, black
SS2424	24" Rack mountable medium duty roll-out shelf, vented, 75lbs. capacity, 24.00" deep, black
SS2428	24" Rack mountable medium duty roll-out shelf, vented, 75lbs. capacity, 28.00" deep, black
ES1919	19" Rack mountable medium duty fixed shelf, vented, 100lbs. capacity, 19.25" deep, black
ES1924	19" Rack mountable medium duty fixed shelf, vented, 100lbs. capacity, 24.00" deep, black
ES1928	19" Rack mountable medium duty fixed shelf, vented, 100lbs. capacity, 28.00" deep, black
ES2419	24" Rack mountable medium duty fixed shelf, vented, 100lbs. capacity, 19.25" deep, black
ES2424	24" Rack mountable medium duty fixed shelf, vented, 100lbs. capacity, 24.00" deep, black
ES2428	24" Rack mountable medium duty fixed shelf, vented, 100lbs. capacity, 28.00" deep, black
HDES1919	19" Rack mountable heavy duty fixed shelf, vented, 400lbs. capacity, 19.25" deep, black
HDES1924	19" Rack mountable heavy duty fixed shelf, vented, 400lbs. capacity, 24.00" deep, black
HDES1928	19" Rack mountable heavy duty fixed shelf, vented, 400lbs. capacity, 28.00" deep, black
HDES2419	24" Rack mountable heavy duty fixed shelf, vented, 400lbs. capacity, 19.25" deep, black
HDES2424	24" Rack mountable heavy duty fixed shelf, vented, 400lbs. capacity, 24.00" deep, black
HDES2428	24" Rack mountable heavy duty fixed shelf, vented, 400lbs. capacity, 28.00" deep, black

### Keyboard Shelves/Equipment Drawers

Order code	Description
KS19	19" HPO Drawer face, locking, retractable non-swivel shelf for compact size keyboard, black
KS19S	19" HPO Retractable swivel shelf for standard size keyboard with mousing surface, black
KS24	24" HPO Drawer face, locking, retractable non-swivel shelf for compact size keyboard, black
ED190325	Drawer, 19" HPS, 3.50" VPS, 2U, 25" deep
ED190525	Drawer, 19" HPS, 5.25" VPS, 3U, 25" deep
ED191025	Drawer, 19" HPS, 10.50" VPS, 6U, 25" deep
ED240325	Drawer, 24" HPS, 3.50" VPS, 2U, 25" deep
ED240525	Drawer, 24" HPS, 5.25" VPS, 3U, 25" deep
ED241025	Drawer, 24" HPS, 10.50" VPS, 6U, 25" deep
LTD190325	Drawer, lift-top, black laminate, 19" HPS, 3.50" VPS, 2U, 25" deep frame
LTD240325	Drawer, lift-top, black laminate, 24" HPS, 3.50" VPS, 2U, 25" deep frame

Note: Shelf & drawer part numbers published here are for 19" and 24" rack mount widths only. These are available in 23" rack mount widths also.



Cantilevered Shelf - CS




Rack Mount Gooseneck Power - LRX02



Sliding Shelf - HDSS & SS




LED or Halogen Table Top Lamp - LED18 or LTG18



Lift Top Drawers - LTD



LED or Halogen Gooseneck Lamp - LED12X or L12X



Equipment Drawers - ED




Rack Mount Lamp - LRM01



Magnetic Base - LMB



Bulbs - LQ5W & LK16W



Weighted Base - LWB



RackMount Bracket - LRMB



Work Light - LK01



Twin Rack Mount Gooseneck Lamp - LRM02

### Lighting Options

Order Code	Description
LK01	Light, relocatable fixture 16 Watt, T4 4100K lamp, 19 1/4" long w/ 6 ft 3 prong NEMA 5-15p plug. Magnetic mount with 5 adhesive J-Clips for cable management. Fits 22+ width frames.
LRM02	1U rack mount panel with two high intensity 12" gooseneck lamps permanently attached. Goosenecks are recessed into the panel for transport and are controlled by dimmer switches. Includes 12-volt transformer and 6 ft cord. 5W tungsten halogen bulb.
LRX02	Single space rack mount panel with two 3-pin XLR connectors for use with our X series 3-pin goosenecks. Includes 12-volt transformer and 6 ft cord. Goosenecks sold separately.
LED18	LED table top lampset with 18" gooseneck. 3-way rocker switch allows user to toggle between white light and red light output. Includes 12-volt transformer and 6 ft cord.
LED12X	LED gooseneck with 3-pin XLR connector. 12-inch gooseneck length. Light output is white. Can be used anywhere a standard X-Series gooseneck works.

L12X	High intensity 12" gooseneck lamp with 3-pin XLR connector. Specially designed, heat-dispersing hood. Can be used anywhere a standard X-Series gooseneck works. 5W tungsten halogen bulb.
LTG18	High intensity table top lamp with permanently attached 18 inch gooseneck. Specially designed, heat-dispersing hood. Includes 12-volt transformer and 6 ft cord. 5W tungsten halogen bulb.
LRM01	1U rack mount panel with a single high intensity 12" gooseneck lamp permanently attached. Gooseneck is recessed into the panel for transport and is controlled by a dimmer switch. Includes 12-volt transformer and 6 ft cord. 5W tungsten halogen bulb.
LQ5W or LK16W	Replacement Bulbs: 5 Watt, 12-volt 380mA tungsten-halogen bulb, or 16 Watt T4 fluorescent bulb, cool white 4100K.
LRMB	Rack mount bracket allows table top lamps to be attached to rack mount rails over existing panels.
LMB	Magnetic base attaches to table top lamps for convenient placement on steel products.
LWB	Round weighted base attaches to table top lamps for stand alone use.