

Smart-UPS On-Line 230 V


Unity output power factor single-phase,
double-conversion online UPS
with advanced management features



apc.com

Life Is On

APC[®]
by Schneider Electric



A versatile UPS developed for unstable power conditions worldwide

Smart-UPS™ On-Line provides high-density, double-conversion, online power protection for servers, voice/data networks, medical labs, and light industrial applications. The Smart-UPS On-Line is capable of supporting loads from 2.2 kVA – 10 kVA in a rack/tower convertible chassis. The 6 kVA, 8 kVA, and 10 kVA models feature unity output power factor enabling them to support power-hungry blade servers or heavily loaded equipment racks. When business-critical systems require runtime in hours, not minutes, Smart-UPS On-Line can be configured with multiple battery packs to meet aggressive runtime demands.

The included PowerChute™ Network Shutdown management software provides unattended graceful shutdown of network operating systems. Models 5 kVA to 10 kVA include an integrated network management card for remote management. The entire Smart-UPS On-Line family provides value to customers with demanding power conditions, including a very wide input voltage window, extremely tight output voltage regulation, frequency regulation, internal bypass, and input power factor correction.

Smart-UPS On-Line

Industry-leading power factor maximizing UPS density

Rackmount and Tower SRT 2.2 kVA – 10 kVA



SRT6KXLI shown

Standard Features

Best-in-class power density

More real power in watts, 0.9 pf on 2.2 kVA – 5 kVA, Unity on 6 kVA – 10 kVA units.

High-efficiency “green mode”

Achieves 98 percent efficiency, which saves utility and cooling costs without compromising performance or reliability.

Graphical LCD display with multicolor backlight

Intuitive interface provides detailed and accurate information with ability to configure locally.

Intelligent battery management

Temperature-compensated charging extends life and advanced algorithms recommend replacement date. The UPS can inform user which batteries need to be replaced and auto detect when additional battery packs are added.

Built-in energy meter

Measures energy use and displays UPS efficiency in various modes of operation for easy energy tracking.

Operate without battery

Ability to immediately protect equipment when power returns after a complete discharge of the battery.

Three-year warranty on electronics

Additional year of warranty protection for electronics provides peace of mind.






Smart-UPS On-Line

Proven performance with the world's largest installed base of single-phase, double-conversion products

Rackmount and Tower SRT 2.2 kVA – 10 kVA



SRT10KXLT shown

Additional Features

Embedded network management card with environmental monitoring (5 kVA – 10 kVA models)

Remote monitoring and control of the UPS and the environment via Ethernet connection while freeing up the SmartSlot™ so customers can add accessories for additional communication options.

Switched outlet group(s)

Ability to control a group of output load receptacles independent from the main UPS. Enables:

- Rebooting hung device without cycling the entire UPS.
- Sequenced turn ON/OFF.
- Shedding of noncritical loads based on a variety of parameters (battery time, runtime remaining, and overload).
- Scheduled time OFF to conserve energy.

Emergency power off (EPO)

Remote UPS shutoff in the event of a fire or other emergency. The UPS can accept normally open (NO) or normally closed (NC) contacts.

Communication ports

Serial, USB, Ethernet, and SmartSlot for network accessory cards.

Communication protocols

Modbus serial, USB PowerSummary, HTTP, SNMP, and Telnet.

1:1, 3:1 input hard-wire options

Product can be wired for 3-PH or 1-PH input (230 V, 8 kVA, and 10 kVA models only).

Dual input

Enables second input source to be connected to UPS bypass (230 V, 8 kVA, and 10 kVA models only).

Smart-UPS On-Line display

Intuitive, easy-to-use LCD provides clear and accurate information in multiple languages



Backlight screens:

Amber: Indication of condition that requires attention

Red: Indication of UPS alarm that requires immediate attention



Standard Features

LCD display screen

Accurately provides real-time status updates in your choice of basic or advanced menus.

UPS status (scrolling)

- Output voltage
- Input voltage
- Output frequency
- Runtime
- Load
- Battery health

Control

- UPS and outlet group settings
- Bypass control

Configuration

- Output voltage, frequency
- Language, brightness, contrast
- Alarm volume
- IP address

Test and diagnostics

- Initiate battery and runtime calibration tests

About

- UPS serial number, battery part number
- Battery install and suggested replacement dates

Product Accessories

Management cards

AP9630: UPS network management card with PowerChute network shutdown

AP9631: UPS network management card with PowerChute network shutdown and environmental monitoring

AP9335TH: APC™ by Schneider Electric™ temperature and humidity sensor

AP9810: APC dry contact I/O accessory

AP9624: UPS interface expander

AP9613: Dry contact I/O SmartSlot card

Battery packs

SRT192BP: APC Smart-UPS SRT 192 V 5 kVA and 6 kVA battery pack

SRT192RMBP: APC Smart-UPS SRT 192 V 5 kVA and 6 kVA RM battery pack

SRT192BP2: APC Smart-UPS SRT 192 V 8 kVA and 10 kVA battery pack

SRT192RMBP2: APC Smart-UPS SRT 192 V 8 kVA and 10 kVA RM battery pack

SRT72BP: APC Smart-UPS SRT 72 V 2.2 kVA battery pack

SRT72RMBP: APC Smart-UPS SRT 72 V 2.2 kVA RM battery pack

SRT96BP: APC Smart-UPS SRT 96 V 3 kVA battery pack

SRT96RMBP: APC Smart-UPS SRT 96 V 3 kVA RM battery pack

SRT002: APC Smart-UPS SRT 5 M Extension Cable for 192 VDC External Battery Packs 5/6 kVA UPS

SRT003: APC Smart-UPS SRT 5 M Extension Cable for 192 VDC External Battery Packs 8/10 kVA UPS

SRT009: APC Smart-UPS SRT 5 M extension cable for 72 VDC external battery pack 2.2 kVA UPS

SRT010: APC Smart-UPS SRT 5 M extension cable for 96 VDC external battery pack 3 kVA UPS

Rail kits

SRTRK2: APC Smart-UPS SRT 19 inch rail kit for Smart-UPS SRT 5/6/8/10 kVA UPS

SRTRK3: APC 2-post mounting rail kit for Smart-UPS SRT 2.2/3/5/6/8/10 kVA UPS

SRTRK4: APC Smart-UPS SRT 19 in. rail kit for Smart-UPS SRT 2.2/3 kVA UPS

Backplate kit

SRT001: APC Smart-UPS SRT 5 kVA output HW kit

SRT012: APC Smart-UPS SRT 2.2/3 kVA input/output HW kit

Transformers

SURT002: APC Smart-UPS RT 5,000 VA 230 V isolation transformer

APTF10K W01: APC W W 10 kVA isolation transformer

Service bypass panels

SBP6KRMI2U: APC service bypass panel 230 V; 50 A; MBB; hardwire input; (4) IEC-320 C19 Output

SBP10KRMI4U: APC service bypass panel 230 V; 100 A; MBB; hardwire input; IEC-320 output (8) C13 (2) C19

Other


SURT013: SURT Equipment Cart

Replacement Battery Cartridge

APCRBC140: RBC for SRT 5 kVA - 10 kVA UPS

APCRBC141: RBC for SRT 2.2 kVA UPS

APCRBC152: RBC for SRT 3 kVA UPS



Management card



Battery pack



Rail kits

Runtime estimates at half and full load (minutes)

UPS half/full loads	SRT2200XLI (RM) (990 W/1,980 W)	SRT3000XLI (RM) SRT3000XLW-IEC (RM) (1,350 W/2,700 W)	SRT5KXLI (RM) SRT5KRMXLW-HW (2,250 W/4,500 W)	SRT6KXLI (RM) (3,000 W/6,000 W)	SRT8KXLI (RM) (4,000 W/8,000 W)	SRT10KXLI (RM) (5,000 W/10,000 W)
Internal	11.6/3.9	11.8/4.0	11.8/4	8.7/2.5	14.5/5.2	11.5/3.8
(1) Battery pack	45.7/20.2	46.4/20.5	46.2/20.5	36/15.5	34.5/14.7	28/11.6
(2) Battery packs	82.1/37.6	83.3/38.1	83/38	65.2/29.4	55.43/24.63	45.3/19.8
(3) Battery packs	119.9/55.6	121.6/56.3	121/56.4	95.5/43.8	77/34.84	63.1/28.2
(4) Battery packs	158.6/74.1	160.9/75.1	160.4/75.1	126.6/58.6	99.1/45.33	81.3/36.8

Smart-UPS On-Line SRT 2200 VA and SRT 3000 VA

Technical specifications

Product feature	SRT2200XLI SRT2200RMLI	SRT3000XLI SRT3000RMLI	SRT3000XLW-IEC SRT3000RMLW-IEC
Output			
Power rating	2200 VA/1980 W	3000 VA/2700 W	
Nominal output voltage	230 V (220 V, 240 V user selectable)		230 V (208 V, 220 V, 240 V user selectable)
Output frequency	50/60 Hz ± 3 Hz (auto sense) 50/60 Hz ± 0.1 Hz (user selectable)		
Topology	Double-conversion online		
Online efficiency at full load (typical)	92%		
Green mode efficiency at full load (typical)	96%	97%	
Output connections (switched groups)	(8) IEC 320 C13 (2) IEC 320 C19		(4) IEC320 C13 (2) IEC320 C19
Input			
Nominal input voltage	230 V	230 V (208 V, 220 V, 240 V user selectable)	
Input voltage range full load (half load)	160 – 275 V (100 – 275 V)		
Input frequency	40 – 70 Hz auto-selecting		
Input connection	IEC-60320 C20, Schuko CEE 7/EU1-16P, British BS1363A		
Batteries and runtime			
Battery type	Maintenance-free sealed lead-acid battery with suspended electrolyte, leak proof		
Typical backup time at ½ load (min)	11.6 min	11.8 min	
Typical backup time at full load (min)	3.9 min	4.0 min	
Replacement battery (quantity)	APCRBC141 (1)	APCRBC152 (1)	
External battery pack (tower/rack mount)	SRT72BP/SRT72RMBP	SRT96BP/SRT96RMBP	
Communication and management			
Interface ports	Serial (RJ45), USB (Type A) and SmartSlot		
Control panel	High resolution graphical LCD display		
Emergency power off (EPO)	Yes (NO/NC connections)		
Physical			
Rack height	85 mm, 2U		
Maximum width (RM)	432 mm	432 mm	
Maximum depth (RM)	585 mm	636 mm	
Net weight	25 Kg	31 kg	
Conformance			
Regulatory	CE, VDE, RCM, and EAC, IEC/EN 62040-1, IEC/EN 62040-2	CE, VDE, RCM, and EAC, IEC/EN 62040-1, IEC/EN 62040-2, UL-1778, FCC Part 15 Class A, CSA	
Warranty	Three years electronics/two years battery		

Smart-UPS On-Line SRT 5 kVA – 10 kVA

Product feature	SRT5KRMXLW-HW	SRT5KXLI SRT5KRMXLI	SRT6KXLI SRT6KRMXLI	SRT8KXLI SRT8KRMXLI	SRT10KXLI SRT10KRMXLI
Output					
Power rating	5,000 VA/4,500 W		6,000 VA/6,000 W	8,000 VA/8,000 W	10,000 VA/10,000 W
Nominal output voltage	230 V (220 V, 240 V, 208 V user selectable)	230 V (220 V, 240 V user selectable)			
Output frequency	50/60 Hz ± 3 Hz (auto sense)		50/60 Hz ± 0.1 Hz (user selectable)		
Topology	Double-conversion online				
Online efficiency at full load (typical)	94%				
Green mode efficiency at full load (typical)	98%				
Output connections	Hardwire three-wire (1 PH + N + G) or (2 PH + G)	(6) IEC 320 C13 (4) IEC 320 C19	(6) IEC320 C13, (4) IEC320 C19, hardwire three-wire (1 PH + N + G)		
Input					
Nominal input voltage	208 V, 220 V, 230 V, 240 V	220 V, 230 V, 240 V		220 V/380 V, 230 V/400 V, 240 V/ 415 V	
Input voltage range full load (half load)	160 – 275 V (100 – 275 V)			160/277 – 275/476 V (100/173-275/476 V)	
Input frequency	40 – 70 Hz auto-selecting				
Input connection	Hardwire three-wire (1 Ph+N+G) or (2 PH + G)	Hardwire three-wire (1 Ph+N+G)		Hardwire three-wire (1 Ph+N+G), Hardwire five-wire (3 Ph+N+G)	
Batteries and runtime					
Battery type	Maintenance-free sealed lead-acid battery with suspended electrolyte, leak proof				
Typical backup time at 1/2 load (min.)	11.8 min.		8.7 min.	14.5 min.	11.5 min.
Typical backup time at full load (min.)	4 min.		2.5 min.	5.2 min.	3.8 min.
Replacement battery (quantity)	APCRBC140 (1)			APCRBC140 (2)	
External battery pack (tower/rack mount)	SRT192BP/SRT192RMBP			SRT192BP2/SRT192RMBP2	
Communication and management					
Interface ports	Embedded network management with environmental monitoring which includes an RJ-45 with status LEDs (10/100 Base-T),				
Control panel	High-resolution graphical LCD display				
Emergency power off (EPO)	Yes (normally open, NO/ normally closed, NC connections)				
Physical					
Rack height	3 U		4 U	6 U	6 U
Maximum height (RM)	130 mm		174 mm	263 mm	263 mm
Maximum width (RM)	432 mm		432 mm	432 mm	432 mm
Maximum depth (RM)	719 mm		719 mm	715 mm	715 mm
Net weight	54.5 kg		60 kg	112 kg	112 kg
Conformance					
Regulatory	UL-1778, FCC Part 15 Class A, CSA, CE, VDE, RCM, and EAC, IEC/EN 62040-1, IEC/EN 62040-2		CE, VDE, RCM, and EAC, IEC/EN 62040-1, IEC/EN 62040-2		
Warranty	Three years for electronics/two years for battery				

Life Is On



Schneider Electric

132 Fairgrounds Road
West Kingston, RI 02892
Phone: 401-789-5735

www.apc.com

October 2015

©2015 Schneider Electric. All Rights Reserved. Schneider Electric, APC, Smart-UPS, PowerChute, SmartSlot, and Life Is On Schneider Electric are trademarks owned by Schneider Electric Industries SAS or its affiliated companies. All other trademarks are the property of their respective owners. • 998-1243569_GMA-US_A

This document has been
printed on recycled paper

