



# LIST PRICES

## JOHNSON HARDWARE

Manufacturing World Class

Door Hardware Since 1958

LP-1018

October 1, 2018

For orders call: 800-348-7616

For information call: 800-837-5664

To order by Fax: 800-837-4697

Fax: 574-294-4697

e-mail: [sales@johnsonhardware.com](mailto:sales@johnsonhardware.com)

Web Site: [www.johnsonhardware.com](http://www.johnsonhardware.com)

L.E. Johnson Products, Inc.

2100 Sterling Avenue

Elkhart, IN 46516

<b>Bifold Hardware</b>	
<b>Multi-Fold Hardware</b>	
<b>Wall Mount Sliding Hardware</b>	
<b>Pocket Door Hardware</b>	
<b>Sliding Bypass Hardware</b>	
<b>Multi-Door Sliding Hardware</b>	

**Bifold Hardware**  

200FD	.....	3
100FD	.....	3
111FD	.....	4
170A	.....	4
1700	.....	5
1718/1738/1734	.....	5
1770	.....	5
1825	.....	6
1838	.....	6
1601	.....	7

**Multi-Fold Hardware**  

200RD	.....	7
100RD	.....	8
1700RD	.....	8
1740	.....	8

**Wall Mounted Hardware**  

200WM	.....	9
2610F/2610FB	.....	9

**Pocket Door Hardware**  

2000	.....	10
2060	.....	10
1500	.....	11
1500SC	.....	12
1060	.....	12
1560	.....	13
1562	.....	13
2710	.....	14
2711	.....	14
2511	.....	15
1510/1511	.....	15
200PD	.....	16
200BP	.....	16
200MP	.....	17
100PD	.....	17
100BP	.....	18
100MP	.....	18
111PD	.....	19
111BP	.....	19
111MP	.....	20
1521/1534	.....	20
2800F	.....	21
2800/2850	.....	21
2041/1515	.....	22

**Bulk Items and Retail Packs** 

Door Display	.....	22
Valet Rod	.....	22

**Sliding Bypass Hardware** 

200SD	.....	23
100SD	.....	23
111SD	.....	24
134F	.....	24
138F	.....	25
118F	.....	25
2200F	.....	26
2204F	.....	26
2222	.....	27
2200	.....	27
1166	.....	28
1138	.....	28
113F	.....	28

**Multiple-Door Hardware** 

200MD	.....	29
100MD	.....	29
111MD	.....	29

**Bulk Items and Retail Packs** 

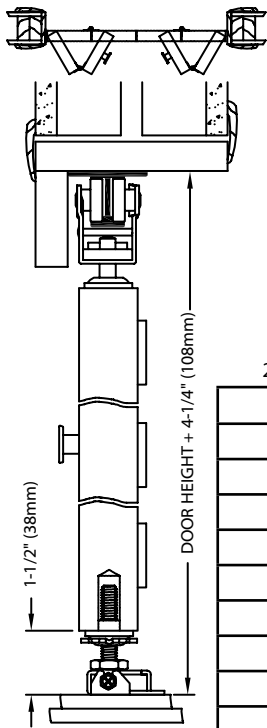
Bulk Track	.....	30
Merchandisers	.....	31
Retail Bubble Packs	.....	32
Bulk Parts	.....	33-36

Policy Information	.....	36
--------------------	-------	----

# 200FD Surface Mounted Bifold Hardware for 1 1/8" to 1 3/4" Thick Panels to 125 lbs.



## ORDERING DATA



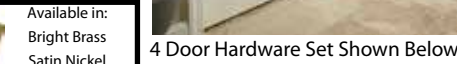
Item No.	Opening Size	Lbs/Case Qty.	Pkg. List	Bulk List
200FD482	48" 2 Door	Bulk only-5/Case		\$83.13
200FD602	60" 2 Door	Bulk only-5/Case		\$89.62
200FD722	72" 2 Door	6/1	\$104.36	\$95.84
200FD962	96" 2 Door	8/1	\$121.15	\$108.32
200FD484	48" 4 Door	Bulk only-5/Case		\$136.41
200FD604	60" 4 Door	Bulk only-5/Case		\$142.90
200FD724	72" 4 Door	Bulk only-5/Case		\$149.12
200FD964	96" 4 Door	Bulk only-5/Case		\$161.60
2003	3.5x3.5 Hinge	9/10 pair	\$10.87/pair	

### 2 Door Components


Qty	Part #
1	200 Track
1	2010 Pivot Lock
1	2001 Pivot
1	2011 Piv Socket
1	2007 Bot Piv
1	2002 Hanger
1	37 Knob
1	1712 Wrench
1/2	1808 Aligner

### 4 Door Components

Qty	Part #
1	200 Track
2	2010 Pivot Lock
2	2001 Pivot
2	2011 Piv Socket
2	2007 Bot Piv
2	2002 Hanger
2	37 Knob
1	1712 Wrench
1	1808 Aligner



4 Door Hardware Set Shown Below



Available in:  
Bright Brass  
Satin Nickel  
Antique Brass  
Oil Rubbed Bronze

1 1/8", 1 3/4", and 2 1/4" Side Mount Hardware Available for a \$4.19 adder for 2 door sets and \$8.38 for 4 door sets to Bulk Pricing

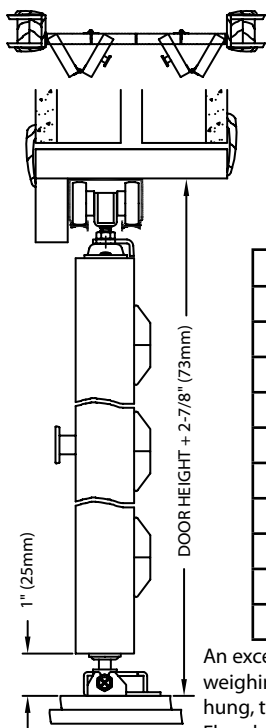
## 200FD

A premium commercial bifold hardware set for 12"-48" panels up to 9'0" high. Heavy duty I-beam track with positive pivot lock, top hung, four wheel (1" dia.) ball bearing hangers, heavy duty bottom pivot, floor bracket with screw adjusting bottom pivot socket. Plated steel parts. Hinges not included, order #2003 Hinges separately.

# 100FD Top Mounted Bifold Hardware for 1" to 1 3/4" Thick Panels to 75 lbs.



## ORDERING DATA



Item No.	Opening Size	Lbs/Case Qty	Pkg. List	Bulk List
100FD362	36" 2 Door	15/5	\$50.00	\$41.63
100FD484	48" 4 Door	25/5	\$87.27	\$76.80
100FD604	60" 4 Door	26/5	\$91.31	\$79.79
100FD724	72" 4 Door	27/5	\$95.15	\$82.53
100FD964	96" 4 Door	21/3	\$104.41	\$88.99

### 2 Door Components

Qty	Part #
1	100 Track
1	1155 Track Stop
1	107 Piv-Set
1	1011 Piv Socket
1	1706 Bot Piv
3	1606 Hinges
1	33 Knob
1	1125 Hanger
1	1712 Wrench
1/2	1808 Aligner

### 4 Door Components

Qty	Part #
1	100 Track
2	1155 Track Stop
2	107 Piv-Set
2	1011 Piv Socket
2	1706 Bot Piv
6	1606 Hinges
2	33 Knob
2	1125 Hanger
1	1712 Wrench
1	1808 Aligner

Bulk 25 per Case



4 Door Hardware Set Shown



## 100FD



1 1/8", 1 3/4", and 2 1/4" Side Mount Hardware Available for a \$2.76 adder for 2 door sets and \$5.52 for 4 door sets to Bulk Pricing

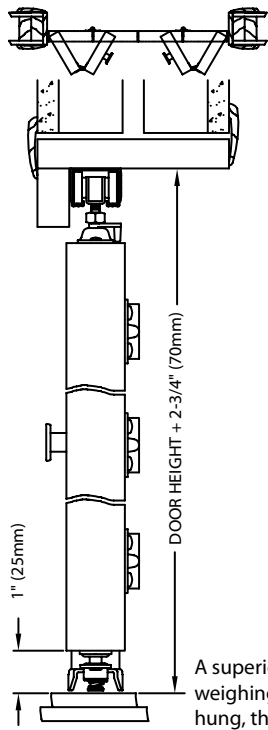
Add 25% for less than full carton quantities.



# 111FD Top Mounted Bifold Hardware for 3/4" to 1 3/4" Thick Panels to 50 lbs.



## ORDERING DATA



Item No.	Opening Size	Lbs/Case Qty	Pkg. List	Bulk List
111FD362	36" 2 Door	11/5	\$33.40	\$25.32
111FD484	48" 4 Door	18/5	\$55.60	\$45.50
111FD604	60" 4 Door	19/5	\$58.94	\$47.79
111FD724	72" 4 Door	20/5	\$61.98	\$49.81
111FD964	96" 4 Door	16/3	\$70.76	\$54.02

2 Door Components

4 Door Components

Bulk 25 per Case

Qty	Part #
1	111 Track
1	1155 Track Stop
1	118 Piv-Set
1	1711 Jamb Brkt
1	1707 Bot Piv
3	1703 Hinges
1	33 Knob
1	1020 Hanger
1	1712 Wrench
1/2	1808 Aligner

Qty	Part #
1	111 Track
2	1155 Track Stop
2	118 Piv-Set
2	1711 Jamb Brkt
2	1707 Bot Piv
6	1703 Hinges
2	33 Knob
2	1020 Hanger
1	1712 Wrench
1	1808 Aligner



4 Door Hardware Set Shown



A superior light commercial bifold hardware set for 12"-24" panels up to 9' high weighing 50 lbs. each. Convex rail aluminum track with positive pivot lock, top hung, three wheel (3/4" dia.) hangers, four-way adjustable jamb bracket, shock absorbing "breathing" hinges self locate and automatically align to door. Brass-tone steel parts.

## 111FD

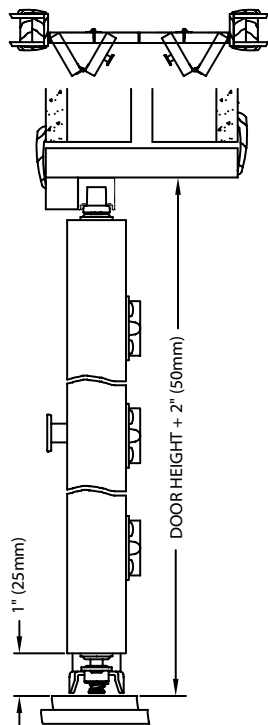


3/4", 1 1/8", and 1 3/8" Side Mount Hardware Available for a \$9.82 adder for 2 door sets and \$19.64 for 4 door sets to Bulk Pricing

# 170A Top Mounted Bifold Hardware for 3/4" to 1 3/4" Thick Panels to 40 lbs.



## ORDERING DATA



Item No.	Opening Size	Lbs/Case Qty	Pkg. List	Bulk List
170A243H	24" 2 Door	9/5	\$22.20	\$15.77
170A303H	30" 2 Door	10/5	\$23.66	\$16.48
170A363H	36" 2 Door	11/5	\$23.89	\$17.17
170A486H	48" 4 Door	17/5	\$38.81	\$29.94
170A606H	60" 4 Door	18/5	\$40.45	\$31.45
170A726H	72" 4 Door	20/5	\$42.63	\$32.93
170A966H	96" 4 Door	23/5	\$47.18	\$37.78

2 Door Components

4 Door Components

Bulk 25 per Case

Qty	Part #
1	170A Track
1	1710 Pivot Lock
1	1713 Snubber
1	1701 Top Pivot
1	1711 Jamb Brkt
1	1707 Bot Piv
3	1703 Hinges
1	33 Knob
1	1705 Top Guide
1	1712 Wrench

Qty	Part #
1	170A Track
2	1710 Pivot Lock
2	1701 Top Pivot
2	1713 Snubber
2	1711 Jamb Brkt
2	1707 Bot Piv
6	1703 Hinges
2	33 Knob
2	1705 Top Guide
1	1712 Wrench
1	1808 Aligner



4 Door Hardware Set Shown



A premium residential bifold hardware set. Top hung hardware allows doors to hang naturally. Automatic top of the door spacing eliminates gaps. Smooth nonbinding operation. Heavy duty aluminum track with positive pivot lock. Surface mounted pivots and guides (no hole drilling). Four way adjustable jamb bracket, shock absorbing "breathing" hinges self locate and automatically align to door. Brass-tone steel parts.

## 170A

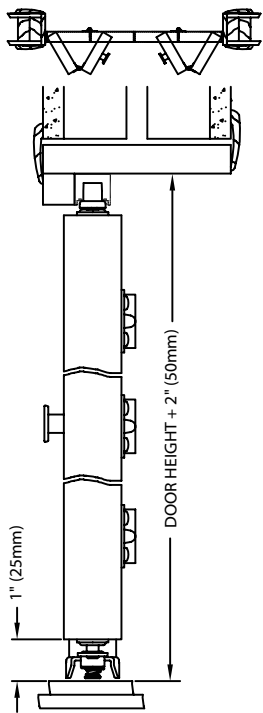


# 1700 Top Mounted Bifold Hardware

for 3/4" to 1 3/4" Thick Panels to 40 lbs.



## ORDERING DATA



Item No.	Opening Size	Lbs./Case Qty	Pkg. List	Bulk List
1700243H	24" 2 Door	9/5	\$18.57	\$14.71
1700303H	30" 2 Door	10/5	\$19.38	\$15.32
1700363H	36" 2 Door	11/5	\$20.36	\$15.92
1700486H	48" 4 Door	17/5	\$34.58	\$28.21
1700606H	60" 4 Door	18/5	\$36.22	\$29.45
1700726H	72" 4 Door	20/5	\$38.38	\$30.70
1700966H	96" 4 Door	23/5	\$42.79	\$34.26

2 Door Components

4 Door Components

Bulk 25 per Case

Qty	Part #
1	1700 Track
1	1710 Pivot Lock
1	1713 Snubber
1	1701 Top Pivot
1	1711 Jamb Brkt
1	1707 Bot Piv
3	1703 Hinges
1	33 Knob
1	1705 Top Guide
1	1712 Wrench

Qty	Part #
1	1700 Track
2	1710 Pivot Lock
2	1713 Snubber
2	1701 Top Pivot
2	1711 Jamb Brkt
2	1707 Bot Piv
6	1703 Hinges
2	33 Knob
2	1705 Top Guide
1	1712 Wrench
1	1808 Aligner



4 Door Hardware Set Shown

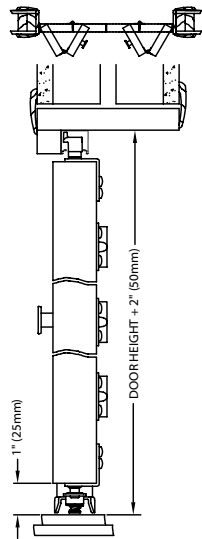


Same features as the 170A, but with woodtone steel track.

Also available with white track. (Bulk Only)

# 1718/1734/1738 Side Mount Bifold Hardware

Hdwe 1734=3/4", 1718=1 1/8", 1738=1 3/8" to 40 lbs.



4 Door Hardware Set Shown



Same features as 170A series, except hardware is mounted to back side of door. Side mount plates can be adjusted if opening is slightly out of square. Top pivot and guide must be kept parallel with track. Track also available in white and brown.

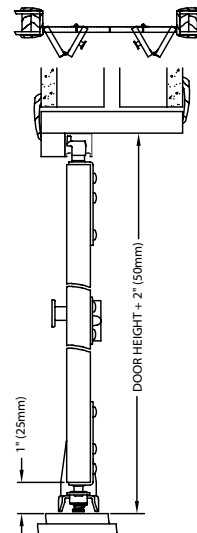
## 1738

## ORDERING DATA


Specify	Opening Size	Lbs./Case Qty	Pkg. List	Bulk List
	24" 2 Door	(Bulk only)		\$18.73
	30" 2 Door	packed 25		\$19.44
1734=3/4"	36" 2 Door	per carton)		\$20.13
1718=1 1/8"	48" 4 Door			\$36.28
1738=1 3/8"	60" 4 Door	(Bulk only)		\$37.79
	72" 4 Door	packed 25		\$39.27
	96" 4 Door	per carton)		\$44.12

# 1770 Side Mount Bifold Hardware

for 3/4" Thick Panels to 40 lbs.



2 Door Hardware Set Shown



Same features as 1718/1734/1738 but for 3/4" doors only. Plates are 1/4" longer than 1718/1734/1738 plates. Track also available in white and brown.

## 1770

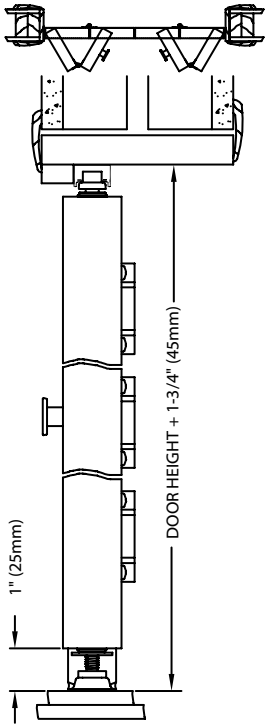
## ORDERING DATA

Item No.	Opening Size	Lbs./Case Qty	Pkg. List	Bulk List
1770243H	24" 2 Door	(Bulk only)		\$20.36
1770303H	30" 2 Door	packed 25		\$21.07
1770363H	36" 2 Door	per carton)		\$21.76
1770486H	48" 4 Door			\$39.37
1770606H	60" 4 Door	(Bulk only)		\$40.88
1770726H	72" 4 Door	packed 25		\$42.36
1770966H	96" 4 Door	per carton)		\$47.21

# 1825 Tap-In Bifold Hardware (7/16" pin) for 1 1/8" to 1 3/4" Thick Panels to 35 lbs.



## ORDERING DATA



Item No.	Opening Size	Lbs./Case Qty	Pkg. List	Bulk List
1825243H	24" 2 Door	(Bulk only		\$11.58
1825303H	30" 2 Door	packed 25		\$12.07
1825323H	32" 2 Door	per carton)		\$12.44
1825363H	36" 2 Door	8/5	\$18.00	\$12.52
1825486H	48" 4 Door	12/5	\$30.05	\$22.68
1825606H	60" 4 Door	13/5	\$31.57	\$23.70
1825726H	72" 4 Door	15/5	\$33.60	\$24.76
1825966H	96" 4 Door	17/5	\$39.42	\$28.02

### 2 Door Components

Qty	Part #
1	1825 Track
1	1810 Pivot
1	1713 Snubber
1	1811 Jamb Brkt
1	1807 Bot Piv
3	1805 Hinges
1	33 Knob
2	1801 Top Guide
1	1712 Wrench

### 4 Door Components

Qty	Part #
1	1825 Track
2	1810 Pivot Lock
2	1713 Snubber
2	1811 Jamb Brkt
2	1807 Bot Piv
6	1805 Hinges
2	33 Knob
4	1801 Top Guide
1	1712 Wrench
1	1808 Aligner



### 4 Door Hardware Set Shown



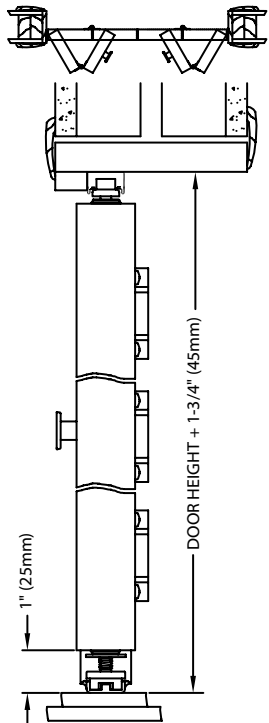
## 1825

Low profile woodtone steel track. Pivots and guides have a needle bearing surface to minimize friction. Jamb bracket has an adjustable bottom pivot bearing socket. Hinges are self locating and automatically align to door. Brass-tone steel parts.

# 1838 Tap-In Bifold Hardware (3/8" pin) for 1 1/8" to 1 3/4" Thick Panels to 30 lbs.



## ORDERING DATA



Item No.	Opening Size	Lbs./Case Qty	Pkg. List	Bulk List
1838243H	24" 2 Door	(Bulk only		\$10.41
1838303H	30" 2 Door	packed 25		\$10.89
1838323H	32" 2 Door	per carton)		\$11.20
1838363H	36" 2 Door			\$11.35
1838486H	48" 4 Door	(Bulk only		\$20.32
1838606H	60" 4 Door	packed 25		\$21.22
1838726H	72" 4 Door	per carton)		\$22.17
1838966H	96" 4 Door			\$26.47

### 2 Door Components

Qty	Part #
1	1825 Track
1	1810 Pivot
1	1812 Snubber
1	1861 Jamb Brkt
1	1837 Bot Piv
3	1805 Hinges
1	37 Knob
2	1831 Top Guide
1	1712 Wrench

### 4 Door Components

Qty	Part #
1	1825 Track
2	1810 Pivot
1	1814 Snubber
2	1861 Jamb Brkt
2	1837 Bot Piv
6	1805 Hinges
2	37 Knob
4	1831 Top Guide
1	1712 Wrench
1	1808 Aligner



### 4 Door Hardware Set Shown



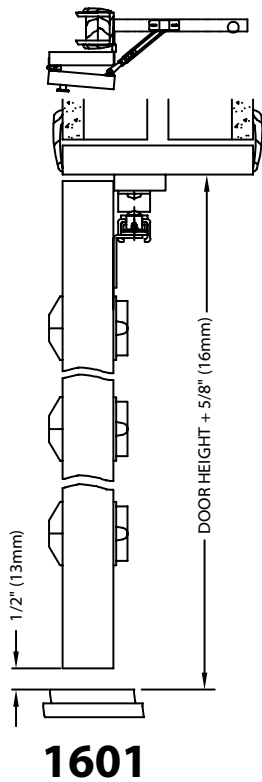
## 1838

Low profile white steel track. Pivots and guides have a needle bearing surface to minimize friction. Jamb bracket has positive positioning bottom pivot bearing socket. Hinges are self locating and automatically align to door. Brass-tone steel parts.

**ORDERING DATA**

Item No.	Opening Size	Lbs./Case Qty	Pkg. List	Bulk List
1601912P	18"-24" 2 Door	(Bulk only packed 25/Carton)		\$28.23
1601218P	24"-36" 2 Door	8/5	\$34.77	\$28.97
1601824P	36"-48" 2 Door	10/5	\$43.84	\$33.51

For 4 Door Openings, Order 2 Kits and Double the Opening Size



Retail Box



Package Components

Qty	Part #
1	1601 Control Arm
1	1513 Bumper
1/2	1808 Aligner
3	1605 Hinge/Woodtone
3	1703 Hinges
1	33 Knob



2 Door Hardware Set Shown



Unique bifold provides full jamb to jamb access. Doors fold 180 degrees and lay flat against the wall. No top track. Comes with woodtone, non-mortise, lift off, jamb hinges (mortised hinges can be used at jamb). Woodtone Control Arm, brass-tone steel parts. White, non-mortise, lift off, jamb hinges are available in bulk.

**ORDERING DATA**

Specify	Description	Lbs./Case Qty	Pkg. List
200	Track Only	See Page 30 For Pricing and Sizes	
2015BS-A	Basic Set (1st Pair of Doors)	3/1	\$53.49
2002PLBG	Add-On Set B (2nd and 3rd Pair)	28/25	\$23.96
2003 Hinge (Pair)	3.5"X3.5" Mortised Hinges	9/10 Pair	\$10.87/Pair

2015BS-A Components

Qty	Part #
1	2001 Top Pivot
1	2010 Pivot Lock
1	2002 Door Guide
1	2007 Bottom Pivot
1	2011 Pivot Bracket
1	37 Knob
1	1712 Wrench

Hinges Not Included Buy Mortised Hinges Separately

2002PLBG Set B Components

Qty	Part #
1	2002 Door Guide

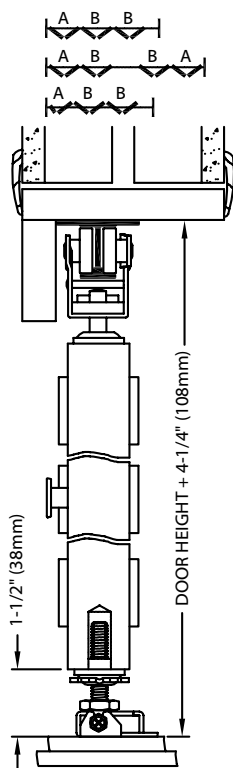
Hinges Not Included Buy Mortised Hinges Separately



2015BS-A Components



2002PLBG Set B Components



Hardware for panels 12"-36" up to 9'0" high. Heavy duty I-beam track with positive pivot-lock, top hung, four wheel (1" dia.) ball bearing hangers, heavy duty bottom pivot, floor bracket with screw adjusting bottom pivot socket. Plated steel parts.

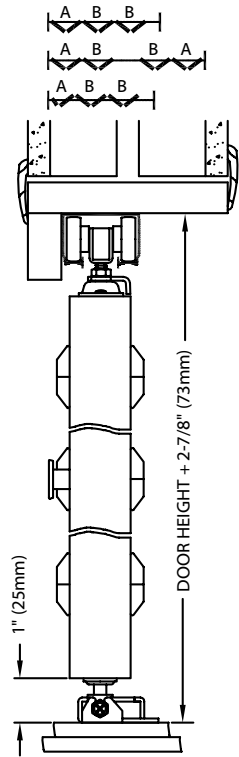
(Maximum: Six panels each way.)  
2003 Hinges must be ordered separately.

**200RD**





**ORDERING DATA**



Specify	Description	Lbs./Case Qty	Pkg. List
100	Track Only	See Page 30 For Pricing and Sizes	
1015BS-A	Basic Set (1st Pair of Doors)	1.5/1	\$38.70
1030AOSB	Add-On Set B (2nd and 3rd Pair)	1.4/1	\$39.31

**1015BS-A Components**

Qty	Part #
1	1001 Top Pivot
1	1010 Pivot Lock
1	1125 Door Guide
1	1706 Bottom Pivot
1	1011 Pivot Bracket
3	1606 Hinges
1	1155 Track Stop
1	33 Knob
1	1712 Wrench

**1030AOSB Components**

Qty	Part #
1	1125 Door Guide
6	1606 Hinges
1	33 Knob
1	1712 Wrench



**1015BS-A Components**



**1030AOSB Components**



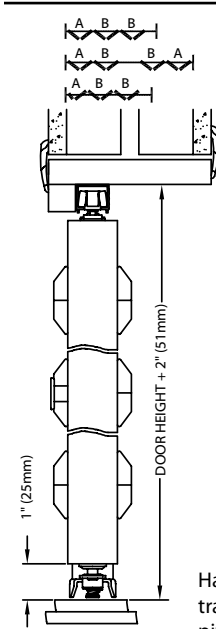
**100RD**

Hardware for panels 12"-24" up to 9'0" high. Convex rail aluminum track with positive pivot lock, top hung, three wheel (1" dia.) ball bearing hangers, non-mortise lift off hinges. Floor bracket has a screw for adjusting bottom pivot socket. Brass-tone steel parts.

(Maximum: Six panels each way.)

**ORDERING DATA**

**ORDERING DATA**



**1715BS-A Components**

Qty	Part #
1	1701 Top Pivot
1	1710 Pivot Lock
1	1742 Door Guide
1	1707 Bot. Pivot
1	1711 Piv. Bracket
3	1606 Hinges
1	1713 Track Stop
1	33 Knob
1	1712 Wrench

**1725AOSB Components**

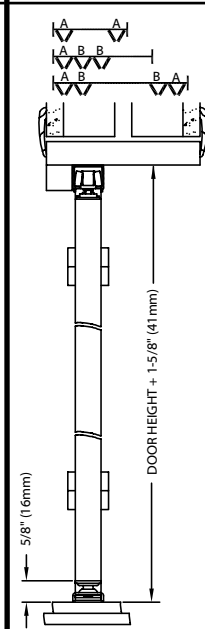
Qty	Part #
6	1606 Hinges
1	1742 Door Guide
1	33 Knob



**1715BS-A Components**



**1725AOSB Components**



**1740BS-A Components**

Qty	Part #
1	1701 Top Pivot
1	1710 Pivot Lock
1	1742 Door Guide
1	1707 Bot. Pivot
1	1711 Piv. Bracket
2	1743 Hinges
1	1713 Track Stop
1	33 Knob
1	1712 Wrench

**1740-AOS Components**

Qty	Part #
4	1743 Hinges
1	1742 Door Guide
1	33 Knob



**1740BS-A Components**



**1740-AOS Components**



**1700RD**

Hardware for panels 9" to 18" up to 6'8" high. Aluminum track with positive pivot lock, top hung, surface mounted pivots/hangers, four way adjustable jamb bracket, four wheel (7/16" dia.) hanger, non-mortise lift off hinges. Brass-tone steel parts. (Maximum: Six panels each way.)

**1740RD**

Hardware for panels 9" to 18" up to 6'8" high. Aluminum track with positive pivot lock, top hung, surface mounted pivots/hangers, four way adjustable jamb bracket, four wheel (7/16" dia.) hanger, non-mortise lift off hinges. Brass-tone steel parts. (Maximum: Six panels each way.)

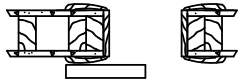
Specify	Description	Lbs./Case Qty	Pkg. List
170A	Track Only	See Page 30 For Pricing and Sizes	
1715BS-A	Basic Set (1st Pair of Doors)	1/1	\$29.73
1725AOSB	Add-On Set B (2nd and 3rd Pair)	1.2/1	\$32.36

Specify	Description	Lbs./Case Qty	Pkg. List
170A	Track Only	See Page 30 For Pricing and Sizes	
1740BS-A	Basic Set (1st Pair of Doors)	5.5/10	\$15.84
1740-AOS	Add-On Set B (2nd and 3rd Pair)	2.4/10	\$14.62

# 200WM Wall Mounted Track and Hardware for a minimum 1 1/8" or Thicker Door to 400 lbs.

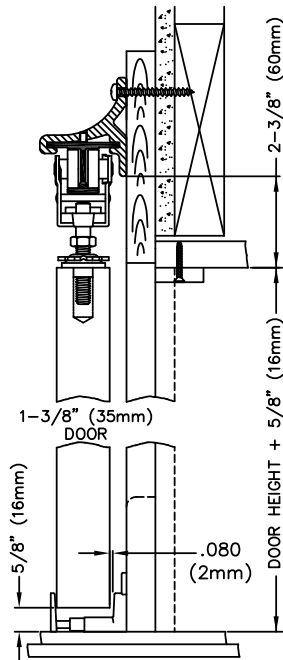


## ORDERING DATA



Item No.	Max Door Size	Lbs./Case Qty	Pkg Price	Bulk Price
200WM481	One 2'0" Door	7/1	\$185.84	\$175.51
200WM601	One 2'6" Door	8/1	\$190.47	\$182.00
200WM721	One 3'0" Door	9/1	\$215.95	\$206.24
200WM961	One 4'0" Door	11/1	\$251.02	\$236.74

200WM Hardware Set



200WM Components Bulk 5 per Case

Qty	Part #	Qty	Part #
1	200 Track	1	12 Door Guide
4-6	2006 Brackets	2	2030 Guides
2	2020 Hangers	1	1712 Wrench
2	2055 Trk Stops	1	3/32" Wrench

### Bronze and Satin Anodized Fascia Available



Item No.	Max Door Size	Lbs./Case Qty	Pkg Price	Bulk Price
200W*048	One 4'0" Fascia	5/1	\$80.74	
200W*060	One 5'0" Fascia	6/1	\$94.52	
200W*072	One 6'0" Fascia	7/1	\$107.62	
200W*096	One 8'0" Fascia	9/1	\$134.22	

Snap-on Fascia sold separately and in sizes up to 192"

\*Add "S" to Item # for Satin, "B" for Bronze



## 200WM

A unique surface mounted hardware set for open pocket doors. Use to slide door along the wall rather than in the wall. Features a heavy duty I-beam track, extruded aluminum wall mounting brackets to anchor the track to the wall studs, four wheel (1" dia.), smooth operating, ball bearing hangers, and two different guides to stabilize the door. Plated steel parts. Tracks available up to 192".

# 2610F Wall Mounted Fascia Track and Hardware for a 1" to 1 3/4" Thick Door to 125 lbs. (HD 200 lbs. w/ 1125 Hanger)



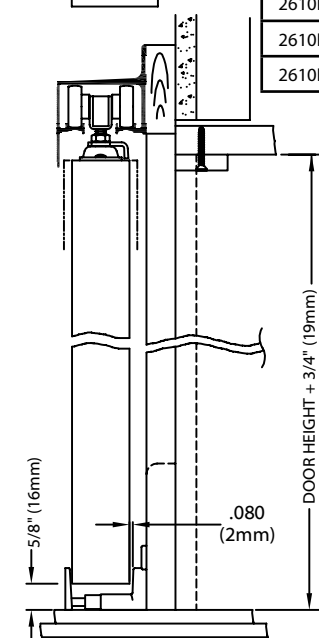
## ORDERING DATA



Item No.	Max Door Size	Lbs./Case Qty	Pkg Price	Bulk Price	HD Price	SC Price
2610F481	One 2'0" Door	21/4	\$50.75	\$46.89	\$67.16	\$135.26
2610F601	One 2'6" Door	25/4	\$59.33	\$54.88	\$74.04	\$142.14
2610F721	One 3'0" Door	30/4	\$66.40	\$61.93	\$80.93	\$148.35
2610F961	One 4'0" Door	42/5	\$83.31	\$77.14	\$98.96	\$167.06



2610F Hardware Set



2610F Set Components Bulk 10 per Case

Qty	Part #
1	2610F Track
2	1120 Hangers
2	1155 Trk Stops
1	12 Guide
2	2680 End Caps
1	1712 Wrench


HD and Soft Close 1 per Case

A unique surface mounted hardware set for open pocket doors. Use to slide a door along the wall rather than in the wall. Aluminum track with convex rails, jump proof three wheel (1" dia.) hangers assure a smooth quiet operation. Also includes a wall-mounted door guide. Brass-tone steel parts. Single Pack Heavy Duty (HD) version includes the #1125 hanger for doors up to 200 lbs.

### Also Available in Dark Bronze/200 lbs. Rating



Item No.	Max Door Size	Lbs./Case Qty	Pkg Price	Bulk Price	SC Price
2610F48B	One 2'0" Door	5/1	\$103.07	\$89.01	\$164.77
2610F60B	One 2'6" Door	6/1	\$117.26	\$104.18	\$177.83
2610F72B	One 3'0" Door	7/1	\$130.76	\$117.83	\$189.36
2610F96B	One 4'0" Door	9/1	\$164.11	\$148.85	\$220.96



## 2610F

◀ **SOFT-Close/Open** ▶  
Compatible

Add 25% for less than full carton quantities.

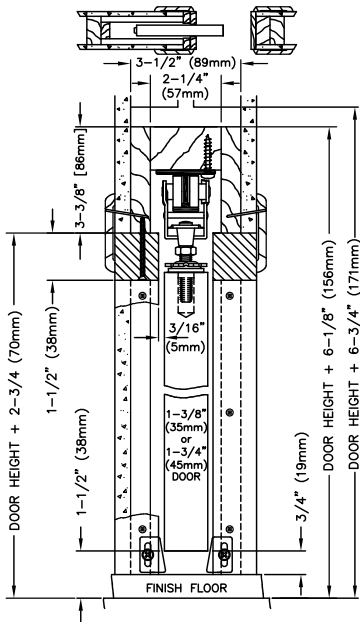
Bulk 10 per Case

# 2000 Commercial Grade Pocket Door Frame for 1 1/8" to 1 3/4" Thick Doors to 400 lbs.



## ORDERING DATA

For 2 x 4 construction. Aluminum "I" Beam track, smooth quiet operation, rust resistant all steel split studs, jump proof 4 wheel ball bearing (1" dia.) hangers, self-adjusting floor anchors, 2'6" and 3'0" headers marked to cut to smaller door sizes. Plated steel parts. Now comes with the 2041 hidden guide set.



**2000**

## 2000 Series Pocket Door Frame Prices

Note: Frames marked with an \* will ship **FREIGHT COLLECT** if not shipped with a stock order of more than \$1,300 LIST.

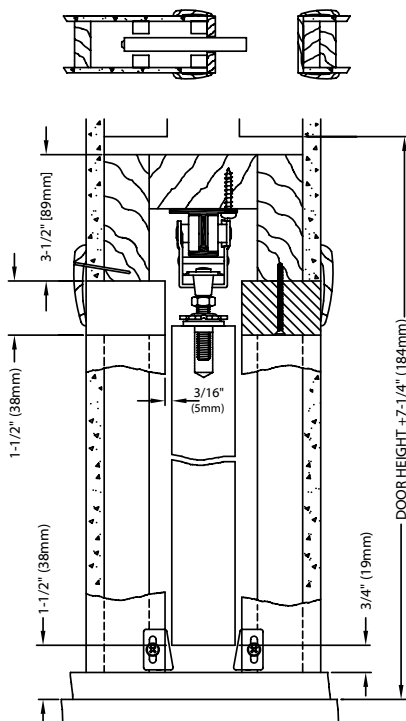
Item No.	Max Door Size	lbs/Case	Price
<b>Frames for 80" Tall Doors</b>			
202668PF	For Doors up to 30" wide x 80" tall	42/1	\$212.56
203068PF	For Doors up to 36" wide x 80" tall	44/1	\$220.71
204068PF	For Doors up to 48" wide x 80" tall	63/1	\$281.22
*205068PF*	For Doors up to 60" wide x 80" tall	81/1	\$338.77
<b>Frames for 84" Tall Doors</b>			
202670PF	For Doors up to 30" wide x 84" tall	43/1	\$221.79
203070PF	For Doors up to 36" wide x 84" tall	45/1	\$230.18
204070PF	For Doors up to 48" wide x 84" tall	65/1	\$293.99
*205070PF*	For Doors up to 60" wide x 84" tall	83/1	\$354.53
<b>Frames for 96" Tall Doors</b>			
202680PF	For Doors up to 30" wide x 96" tall	47/1	\$243.14
203080PF	For Doors up to 36" wide x 96" tall	49/1	\$250.89
204080PF	For Doors up to 48" wide x 96" tall	70/1	\$318.28
*205080PF*	For Doors up to 60" wide x 96" tall	90/1	\$385.59
<b>Frames for 108" Tall Doors</b>			
*202690PF*	For Doors up to 30" wide x 108" tall	50/1	\$262.52
*203090PF*	For Doors up to 36" wide x 108" tall	52/1	\$271.96
*204090PF*	For Doors up to 48" wide x 108" tall	75/1	\$346.00
*205090PF*	For Doors up to 60" wide x 108" tall	97/1	\$418.75
<b>Accessories</b>			
2050PLBG	Converging Door Kit	10/10	\$12.21

# 2060 Commercial Grade Pocket Door Frame for 1 1/8" to 2 1/4" Thick Doors to 400 lbs. (2" x 6" Stud Wall)



## ORDERING DATA

For 2 x 6 Construction. Heavy duty pocket door frame featuring heavy gauge all steel split studs for maximum wall rigidity. New all steel split stud design makes a pocket door wall sheeted with standard wall board material comparable in stiffness to standard non pocket door stud walls and eliminates warpage. The 2060 is designed like the rest of our pocket door frames so it can be used for single or converging pocket door applications. The 2060 is packaged for easy transport and fast installation in standard 2 X 6 timber or steel framed stud walls. Versatile frames can be adapted for use in thicker walls, block walls and cut down to accept any smaller door size.



**2060**

## 2060 Series Pocket Door Frame Prices

Note: Frames marked with an \* will ship **FREIGHT COLLECT** if not shipped with a stock order of more than \$1,300 LIST.

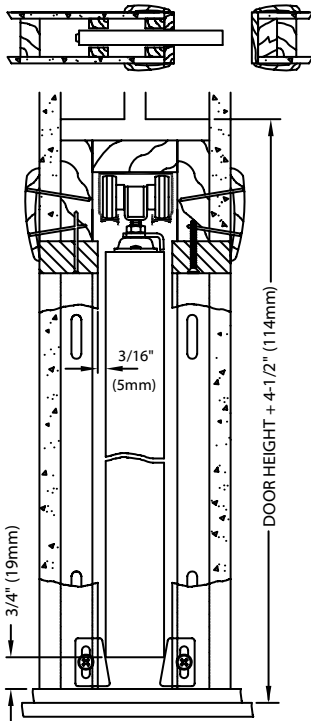
Item No.	Max Door Size	lbs/Case	Price
<b>Frames for 80" Tall Doors</b>			
20602668	For Doors up to 30" wide x 80" tall	52/1	\$271.16
20603068	For Doors up to 36" wide x 80" tall	55/1	\$281.59
20604068	For Doors up to 48" wide x 80" tall	78/1	\$379.81
*20605068*	For Doors up to 60" wide x 80" tall	99/1	\$472.32
<b>Frames for 84" Tall Doors</b>			
20602670	For Doors up to 30" wide x 84" tall	53/1	\$284.57
20603070	For Doors up to 36" wide x 84" tall	56/1	\$295.00
20604070	For Doors up to 48" wide x 84" tall	80/1	\$393.30
*20605070*	For Doors up to 60" wide x 84" tall	102/1	\$477.30
<b>Frames for 96" Tall Doors</b>			
20602680	For Doors up to 30" wide x 96" tall	58/1	\$301.75
20603080	For Doors up to 36" wide x 96" tall	61/1	\$312.18
20604080	For Doors up to 48" wide x 96" tall	87/1	\$419.01
*20605080*	For Doors up to 60" wide x 96" tall	111/1	\$516.41
<b>Frames for 108" Tall Doors</b>			
*20602690*	For Doors up to 30" wide x 108" tall	62/1	\$319.38
*20603090*	For Doors up to 36" wide x 108" tall	65/1	\$329.15
*20604090*	For Doors up to 48" wide x 108" tall	94/1	\$446.15
*20605090*	For Doors up to 60" wide x 108" tall	120/1	\$552.02
<b>Accessory</b>			
2050PLBG	Converging Door Kit	10/10	\$12.21
2041PLBG	Hidden Guide Set	1.7/10	\$6.71



# 1500 Commercial Grade Pocket Door Frame for 1" to 1 3/8" Thick Doors (1 3/4" with 1575 Adaptor Kit) to 125 lbs. (200 lbs. with 1125 Hanger)



## ORDERING DATA



For 2 x 4 Construction. Removable aluminum track with convex rails for smooth quiet operation, rust resistant steel reinforced wood split studs, jump proof three wheel (1" dia.) hangers, self adjusting floor anchors, 2'6" and 3'0" headers marked to cut to smaller door sizes. Brass-tone steel parts. All frames for doors up to 1 3/8" can be converted for 1 3/4" doors with 1575PPK3 adaptor kit. All oversized frames include 1575PPK3 adaptor kit.



## 1500

Item No.	Description	lbs/Case	Price
<b>Accessories</b>			
1500PPK3	Replacement Hardware Kit	5/10	\$14.03
1555PPK3	Converging Door Kit	6/10	\$7.12
1575PPK3	1 3/4" Door Adapter Kit	3/10	\$5.96
2041PLBG	Hidden Guide Set	1.7/10	\$6.71
<b>Steel Wrapped Uprights</b>			
Please Note: 3'6" and 4'0" Frames have 1 extra pair of uprights. 4'6" and 5'0" Frames have 2 extra pairs of uprights.			
1568UPRT	80" Upright Pair with 1 3/8" Floor Bracket	72/6	\$31.24
1570UPRT	84" Upright Pair with 1 3/8" Floor Bracket	75/6	\$38.06
1580UPRT	96" Upright Pair with 1 3/8" Floor Bracket	86/6	\$46.56
*1590UPRT*	108" Upright Pair with 1 3/8" Floor Bracket	96/6	\$54.92
<b>Hangers</b>			
1120	Standard Hanger, max weight 125 lbs.	13/50	\$4.46
1125	Ball-Bearing Hanger, max weight 200 lbs.	23/50	\$10.65
1060	Single Soft Close Hanger	1/1	\$44.46
1060SOFT	Soft Close Hanger and 1125 Hanger	6.7/5	\$57.99
1121	Hanger Plate w/ screws	9/100	\$1.29

## 1500 Series Pocket Door Frame Prices

Item No.	Max Door Size	lbs/Case	Price
<b>Frames for 80" Tall Doors up to 125 lbs.</b>			
152068PF	For Doors up to 24" wide x 80" tall x 1 3/8"	28/1	\$103.28
152468PF	For Doors up to 28" wide x 80" tall x 1 3/8"	29/1	\$106.14
152668PF	For Doors up to 30" wide x 80" tall x 1 3/8"	30/1	\$108.08
152868PF	For Doors up to 32" wide x 80" tall x 1 3/8"	30/1	\$108.95
153068PF	For Doors up to 36" wide x 80" tall x 1 3/8"	30/1	\$112.28
<b>Frames for 80" Tall Doors up to 200 lbs. (Uses 1125 Ball Bearing Hanger)</b>			
152068HD	For Doors up to 24" wide x 80" tall x 1 3/8"	28/1	\$116.18
152468HD	For Doors up to 28" wide x 80" tall x 1 3/8"	29/1	\$119.12
152668HD	For Doors up to 30" wide x 80" tall x 1 3/8"	30/1	\$121.12
152868HD	For Doors up to 32" wide x 80" tall x 1 3/8"	30/1	\$122.00
153068HD	For Doors up to 36" wide x 80" tall x 1 3/8"	30/1	\$128.05
<b>Frames Below include 1575 1 3/4" Adaptor Kit (Uses 1125 Ball Bearing Hanger)</b>			
153668HD	For Doors up to 42" wide x 80" tall x 1 3/8"	40/1	\$196.33
154068HD	For Doors up to 48" wide x 80" tall x 1 3/8"	42/1	\$200.40
*154668HD*	For Doors up to 54" wide x 80" tall x 1 3/8"	54/1	\$249.91
*155068HD*	For Doors up to 60" wide x 80" tall x 1 3/8"	55/1	\$254.65
<b>Frames for 84" Tall Doors up to 200 lbs. (Uses 1125 Ball Bearing Hanger)</b>			
152070HD	For Doors up to 24" wide x 84" tall x 1 3/8"	32/1	\$127.66
152470HD	For Doors up to 28" wide x 84" tall x 1 3/8"	34/1	\$130.35
152670HD	For Doors up to 30" wide x 84" tall x 1 3/8"	35/1	\$132.35
152870HD	For Doors up to 32" wide x 84" tall x 1 3/8"	37/1	\$133.27
153070HD	For Doors up to 36" wide x 84" tall x 1 3/8"	39/1	\$137.00
153670HD	For Doors up to 42" wide x 84" tall x 1 3/8"	43/1	\$218.80
154070HD	For Doors up to 48" wide x 84" tall x 1 3/8"	50/1	\$224.41
*154670HD*	For Doors up to 54" wide x 84" tall x 1 3/8"	57/1	\$274.93
*155070HD*	For Doors up to 60" wide x 84" tall x 1 3/8"	61/1	\$282.24
<b>Frames for 96" Tall Doors up to 200 lbs. (Uses 1125 Ball Bearing Hanger)</b>			
152080HD	For Doors up to 24" wide x 96" tall x 1 3/8"	35/1	\$145.76
152480HD	For Doors up to 28" wide x 96" tall x 1 3/8"	39/1	\$149.07
152680HD	For Doors up to 30" wide x 96" tall x 1 3/8"	40/1	\$149.10
152880HD	For Doors up to 32" wide x 96" tall x 1 3/8"	41/1	\$150.02
153080HD	For Doors up to 36" wide x 96" tall x 1 3/8"	43/1	\$155.20
153680HD	For Doors up to 42" wide x 96" tall x 1 3/8"	44/1	\$242.88
154080HD	For Doors up to 48" wide x 96" tall x 1 3/8"	50/1	\$249.76
*154680HD*	For Doors up to 54" wide x 96" tall x 1 3/8"	59/1	\$306.69
*155080HD*	For Doors up to 60" wide x 96" tall x 1 3/8"	62/1	\$312.37

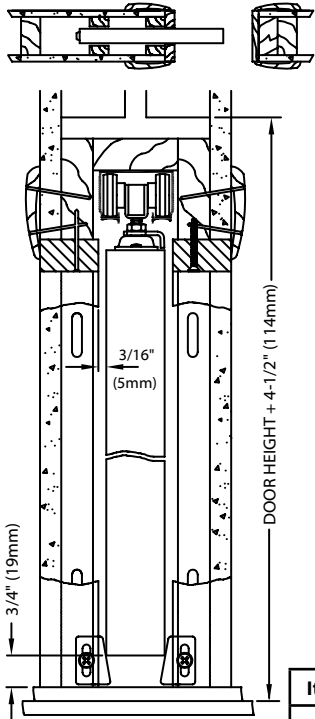
Note: Frames marked with an \* will ship **FREIGHT COLLECT** if not shipped with a stock order of more than \$1,300 LIST.



# 1500SC Soft Close and Open Commercial Grade Pocket Door Frame for 1" to 1 3/8" Thick Doors (1 3/4" with 1575 Adaptor Kit) to 200 lbs.



## ORDERING DATA



For 2 x 4 Construction. Same features as the 1500 Series frame, but it includes two 1060 soft close assemblies to enable both soft close and soft open along with the smooth rolling of ball-bearing hangers. All frames for doors up to 1 3/8" can be converted for 1 3/4" doors with 1575PPK3 adaptor kit. All oversized frames include 1575PPK3 adaptor kit.



**1500SC**

Item No.	Description	lbs/Case	Price
<b>Accessories</b>			
1575PPK3	1 3/4" Door Adapter Kit	3/10	\$5.96
1555PPK3	Converging Door Kit	6/10	\$7.12
2041PLBG	Hidden Guide Set	1.7/10	\$6.71


## 1500 Series Pocket Door Frame Prices

Item No.	Max Door Size	lbs/Case	Price
<b>Frames for 80" Tall Doors and up to 1 3/8" Thick (1575PPK3 available)</b>			
152468SC	For Doors up to 28" wide x 80" tall	30/1	\$187.06
152668SC	For Doors up to 30" wide x 80" tall	30/1	\$189.93
152868SC	For Doors up to 32" wide x 80" tall	30/1	\$192.09
153068SC	For Doors up to 36" wide x 80" tall	30/1	\$194.98
<b>Frames for 80" Tall Doors up to 1 3/4" Thick (1575PPK3 Included)</b>			
153668SC	For Doors up to 42" wide x 80" tall	40/1	\$288.79
154068SC	For Doors up to 48" wide x 80" tall	42/1	\$292.87
<b>Frames for 84" Tall Doors up to 1 3/4" Thick (1575PPK3 Included)</b>			
152470SC	For Doors up to 28" wide x 84" tall	34/1	\$227.47
152670SC	For Doors up to 30" wide x 84" tall	35/1	\$229.72
152870SC	For Doors up to 32" wide x 84" tall	37/1	\$230.72
153070SC	For Doors up to 36" wide x 84" tall	39/1	\$234.74
153670SC	For Doors up to 42" wide x 84" tall	43/1	\$316.14
154070SC	For Doors up to 48" wide x 84" tall	50/1	\$321.74
<b>Frames for 96" Tall Doors up to 1 3/4" Thick (1575PPK3 Included)</b>			
152480SC	For Doors up to 28" wide x 96" tall	39/1	\$241.42
152680SC	For Doors up to 30" wide x 96" tall	40/1	\$241.45
152880SC	For Doors up to 32" wide x 96" tall	41/1	\$242.32
153080SC	For Doors up to 36" wide x 96" tall	43/1	\$247.67
153680SC	For Doors up to 42" wide x 96" tall	44/1	\$345.61
154080SC	For Doors up to 48" wide x 96" tall	50/1	\$352.50

# 1060 Soft Close Assembly



## ORDERING DATA



Item No.	Lbs./Case Qty	Pkg. List
1060	1/1	\$44.46
1060SOFT	6.7/5	\$57.99



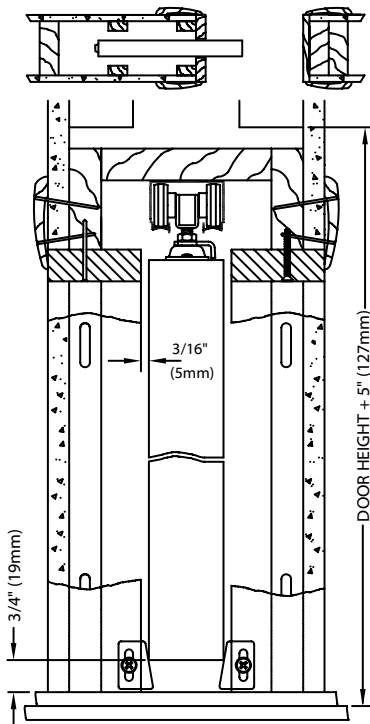
**SOFT-Close/Open**

- Make your sliding doors Soft Close quietly and securely.
- Doors up to 200 lbs(91kg) are smoothly braked and pulled into the closed position.
- Use with new or existing Johnson Hardware Sliding and Pocket Door Hardware. Any sliding door track profile that uses the 1120/1125 hanger can utilize the 1060 Soft Close. Works with the following Hardware Series: 138F, 134F, 100PD, 100SD, 2610F, 1500, 1560, 1562, 2710
- Holds door securely in place, closed or open.
- Prevents door slamming or pinched fingers between door and jamb.
- Use 1 1060SOFT Set per door for "soft-close" OR "soft-open" when you are converting a setup previously using our 1120 standard bearing hangers. Use 1 1060 when converting a setup previously using our 1125 ball-bearing hangers. Minimum 24" (609mm) wide doors.
- Use 2 1060's per door for "soft-close" AND "soft-open". Pocket Doors Minimum 28" (711mm) wide doors. Bypass and Wall-Mount Minimum 24" (609mm) wide doors.

# 1560 Commercial Grade Pocket Door Frame for 1" to 3" Thick Doors to 200 lbs. (2" x 6" Stud Wall)



## ORDERING DATA



For 2 x 6 Construction. Removable aluminum track with convex rails, rust resistant steel reinforced wood split studs, jump proof three wheel (1" dia.) ball bearing hangers, self-adjusting floor anchors, headers marked to cut to smaller door sizes. Brass-tone steel parts.



**1560**

**SOFT-Close/Open**  
Compatible

## 1560 Series Pocket Door Frame Prices

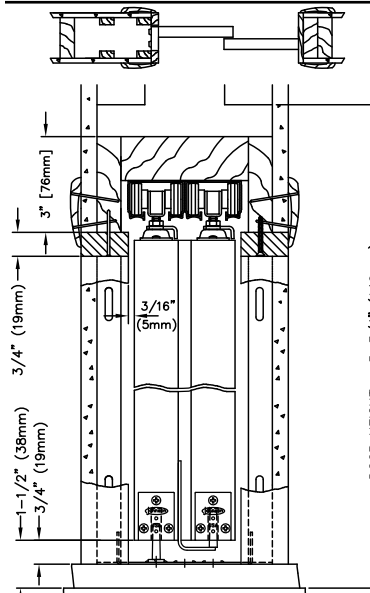
Note: Frames marked with an \* will ship **FREIGHT COLLECT** if not shipped with a stock order of more than \$1,300 LIST.

Item No.	Max Door Size	lbs/Case	Price
<b>Frames for 80" Tall Doors</b>			
15602668	For Doors up to 30" wide x 80" tall	31/1	\$155.89
15603068	For Doors up to 36" wide x 80" tall	33/1	\$162.53
15604068	For Doors up to 48" wide x 80" tall	58/1	\$243.24
*15605068	For Doors up to 60" wide x 80" tall	73/1	\$300.49
<b>Frames for 84" Tall Doors</b>			
15602670	For Doors up to 30" wide x 84" tall	38/1	\$177.06
15603070	For Doors up to 36" wide x 84" tall	40/1	\$183.93
15604070	For Doors up to 48" wide x 84" tall	61/1	\$263.07
*15605070	For Doors up to 60" wide x 84" tall	77/1	\$326.10
<b>Frames for 96" Tall Doors</b>			
15602680	For Doors up to 30" wide x 96" tall	41/1	\$192.05
15603080	For Doors up to 36" wide x 96" tall	43/1	\$199.19
15604080	For Doors up to 48" wide x 96" tall	66/1	\$295.23
*15605080	For Doors up to 60" wide x 96" tall	85/1	\$356.60
<b>Frames for 108" Tall Doors</b>			
*15602690	For Doors up to 30" wide x 108" tall	45/1	\$210.04
*15603090	For Doors up to 36" wide x 108" tall	47/1	\$217.41
*15604090	For Doors up to 48" wide x 108" tall	71/1	\$323.01
*15605090	For Doors up to 60" wide x 108" tall	92/1	\$389.22
<b>Accessory</b>			
1555PPK3	Converging Door Kit	6/10	\$7.12
2041PLBG	Hidden Guide Set	1.7/10	\$6.71

# 1562 Commercial Grade Bypass Pocket Door Frame for 1 3/8" Thick Doors to 200 lbs. (2" x 6" Stud Wall)



## ORDERING DATA



**1562**

**SOFT-Close/Open**  
Compatible

For 2 x 6 Construction. The 1562 Series Bypass Pocket Door Frame is designed to carry 2 bypassing doors up to 200 lbs. each in a standard 2 x 6 timber or steel framed stud wall. The 1562 allows architects and designers to specify large room dividing openings with minimum wall usage. The 1562 Frame Kit is factory configured to accept many standard door sizes and packaged for easy transport and fast installation in either bypass pocket door or converging bypass pocket door applications. This frame utilizes the 100PD Hardware Series and no bottom track is needed.

## 1562 Series Pocket Door Frame Prices

Note: Frames marked with an \* will ship **FREIGHT COLLECT** if not shipped with a stock order of more than \$1,300 LIST.

Item No.	Max Door Size	lbs/Case	Price
<b>Frames for 80" Tall Doors</b>			
15621668	Doors up to 18" x 80" For 36" Opening	46/1	\$227.65
15622068	Doors up to 24" x 80" For 48" Opening	50/1	\$241.32
15622668	Doors up to 30" x 80" For 60" Opening	56/1	\$277.65
*15623068	Doors up to 36" x 80" For 72" Opening	63/1	\$307.54
<b>Frames for 84" Tall Doors</b>			
15621670	Doors up to 18" x 84" For 36" Opening	47/1	\$258.90
15622070	Doors up to 24" x 84" For 48" Opening	51/1	\$272.70
15622670	Doors up to 30" x 84" For 60" Opening	57/1	\$302.90
*15623070	Doors up to 36" x 84" For 72" Opening	64/1	\$335.23
<b>Frames for 96" Tall Doors</b>			
15621680	Doors up to 18" x 96" For 36" Opening	50/1	\$269.78
15622080	Doors up to 24" x 96" For 48" Opening	54/1	\$283.40
15622680	Doors up to 30" x 96" For 60" Opening	61/1	\$312.90
*15623080	Doors up to 36" x 96" For 72" Opening	67/1	\$344.74
<b>Frames for 108" Tall Doors</b>			
*15621690	Doors up to 18" x 108" For 36" Opening	54/1	\$280.87
*15622090	Doors up to 24" x 108" For 48" Opening	58/1	\$295.92
*15622690	Doors up to 30" x 108" For 60" Opening	64/1	\$326.40
*15623090	Doors up to 36" x 108" For 72" Opening	71/1	\$354.21
<b>Accessory</b>			
1556PLBG	Converging Door Kit	6/10	\$6.37

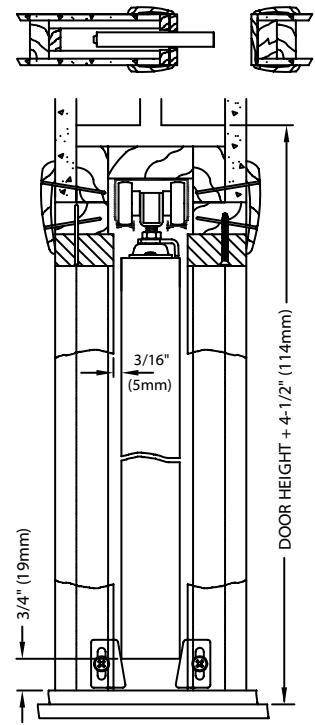
Add 25% for less than full carton quantities.



# 2710 Fabricated Pocket Door Frame for 1" to 1 3/8" Thick Doors to 125 lbs. (200 lbs. with 1125 Hanger)



## ORDERING DATA



A "pre-assembled" pocket door frame with 10 horizontal members for 2" x 4" construction. Removable aluminum track with convex rails, jump proof three wheel (1" dia.) hangers. Brass-tone steel parts. *Optional hanger #1125 available for doors to 200 lbs.*

**Note:** Minimum of 40 Frames on any one order, and they will ship **FREIGHT COLLECT** if not shipped with a stock order of more than \$5,500 LIST.



### 2710

◀◀ **SOFT-Close/Open** ▶▶  
Compatible

Item No.	Description	lbs/Case	Price
<b>Accessories</b>			
1500PPK3	Hardware Kit (125 lbs.)	5/10	\$14.03
1555PPK3	Converging Door Kit	6/10	\$7.12

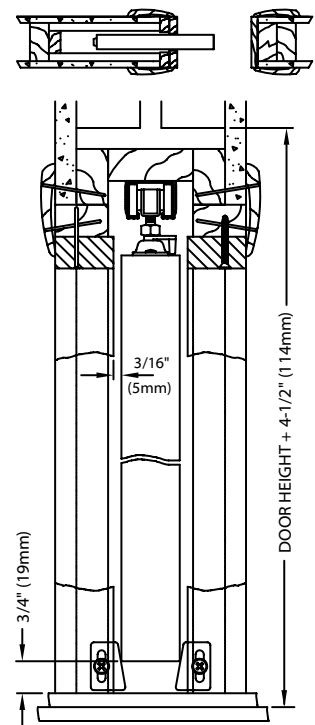
## 2710 Series Pocket Door Frame Prices

Item No.	Max Door Size	lbs/Case	Price
<b>Frames for 80" Tall Doors up to 125 lbs.</b>			
27102068	For Doors up to 24" wide x 80" tall x 1 1/8"	23/1	\$113.81
27102468	For Doors up to 28" wide x 80" tall x 1 1/8"	26/1	\$118.98
27102668	For Doors up to 30" wide x 80" tall x 1 1/8"	27/1	\$121.93
27102868	For Doors up to 32" wide x 80" tall x 1 1/8"	28/1	\$126.87
27103068	For Doors up to 36" wide x 80" tall x 1 1/8"	31/1	\$128.77
<b>Frames for 80" Tall Doors up to 200 lbs. (Uses 1125 Ball Bearing Hanger)</b>			
27H02068	For Doors up to 24" wide x 80" tall x 1 1/8"	23/1	\$125.94
27H02468	For Doors up to 28" wide x 80" tall x 1 1/8"	26/1	\$133.20
27H02668	For Doors up to 30" wide x 80" tall x 1 1/8"	27/1	\$136.28
27H02868	For Doors up to 32" wide x 80" tall x 1 1/8"	28/1	\$143.85
27H03068	For Doors up to 36" wide x 80" tall x 1 1/8"	31/1	\$147.03
<b>Frames for 84" Tall Doors up to 200 lbs. (Uses 1125 Ball Bearing Hanger)</b>			
27102070	For Doors up to 24" wide x 84" tall x 1 1/8"	30/1	\$131.19
27102470	For Doors up to 28" wide x 84" tall x 1 1/8"	33/1	\$138.60
27102670	For Doors up to 30" wide x 84" tall x 1 1/8"	34/1	\$141.75
27102870	For Doors up to 32" wide x 84" tall x 1 1/8"	38/1	\$149.45
27103070	For Doors up to 36" wide x 84" tall x 1 1/8"	39/1	\$152.72
<b>Frames for 96" Tall Doors up to 200 lbs. (Uses 1125 Ball Bearing Hanger)</b>			
27102080	For Doors up to 24" wide x 96" tall x 1 1/8"	38/1	\$161.60
27102480	For Doors up to 28" wide x 96" tall x 1 1/8"	42/1	\$170.29
27102680	For Doors up to 30" wide x 96" tall x 1 1/8"	43/1	\$174.04
27102880	For Doors up to 32" wide x 96" tall x 1 1/8"	47/1	\$183.38
27103080	For Doors up to 36" wide x 96" tall x 1 1/8"	48/1	\$186.90

# 2711 Fabricated Pocket Door Frame for 3/4" to 1 3/8" Thick Doors to 80 lbs. (150 lbs. with 1025 Hanger)



## ORDERING DATA



A "pre-assembled" pocket door frame with 10 horizontal members for 2" x 4" construction. Removable aluminum track with convex rails, jump proof three wheel (3/4" dia.) hangers. Brass-tone steel parts. *Optional hanger #1025 available for doors to 150 lbs.*



### 2711

## 2711 Series Pocket Door Frame Prices

**Note:** Minimum of 40 Frames on any one order, and they will ship **FREIGHT COLLECT** if not shipped with a stock order of more than \$5,500 LIST.

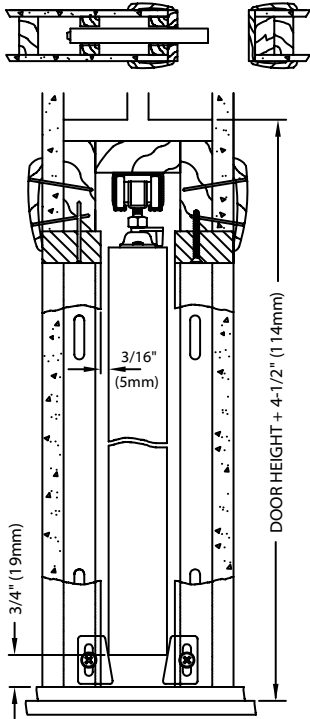
Item No.	Max Door Size	lbs/Case	Price
<b>Frames for 80" Tall Doors up to 80 lbs.</b>			
27112068	For Doors up to 24" wide x 80" tall x 1 1/8"	23/1	\$108.57
27112468	For Doors up to 28" wide x 80" tall x 1 1/8"	26/1	\$113.16
27112668	For Doors up to 30" wide x 80" tall x 1 1/8"	27/1	\$115.84
27112868	For Doors up to 32" wide x 80" tall x 1 1/8"	28/1	\$120.44
27113068	For Doors up to 36" wide x 80" tall x 1 1/8"	31/1	\$123.24
<b>Frames for 80" Tall Doors up to 150 lbs. (Uses 1025 Ball Bearing Hanger)</b>			
27H12068	For Doors up to 24" wide x 80" tall x 1 1/8"	23/1	\$118.50
27H12468	For Doors up to 28" wide x 80" tall x 1 1/8"	26/1	\$125.13
27H12668	For Doors up to 30" wide x 80" tall x 1 1/8"	27/1	\$127.95
27H12868	For Doors up to 32" wide x 80" tall x 1 1/8"	28/1	\$135.16
27H13068	For Doors up to 36" wide x 80" tall x 1 1/8"	31/1	\$137.73
<b>Accessories</b>			
2511PPK3	Replacement Hardware Kit (80 lbs.)	3/10	\$12.49
1555PPK3	Converging Door Kit	6/10	\$7.12



**2511** Commercial Grade Pocket Door Frame for 3/4" to 1 3/8" Thick Doors  
(1 3/4" with 1575 Adaptor Kit) to 80 lbs. (150 lbs. with 1025 Hanger)



**ORDERING DATA**



For 2 x 4 Construction. Removable aluminum track with convex rails for smooth quiet operation, rust resistant steel reinforced wood split studs, jump proof three wheel (3/4" dia.) hangers, self adjusting floor anchors, 2'6" and 3'0" headers marked to cut to smaller door sizes. Brass-tone steel parts. All frames for doors up to 1 3/8" can be converted for 1 3/4" doors with 1575PPK3 adaptor kit. Very similar to 1500 Series Frame, but with smaller diameter hanger.



**2511**

**2511 Series Pocket Door Frame Prices**

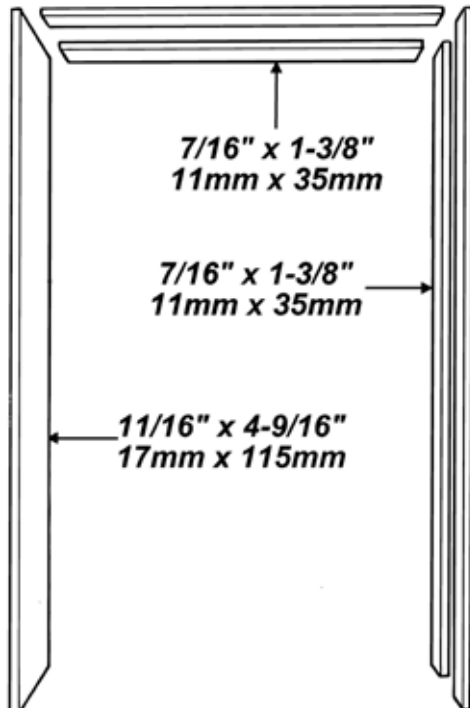
Item No.	Max Door Size	lbs/Case	Price
<b>Frames for 80" Tall Doors up to 80 lbs.</b>			
25112668	For Doors up to 30" wide x 80" tall x 1 3/8"	27/1	\$103.18
25113068	For Doors up to 36" wide x 80" tall x 1 3/8"	29/1	\$106.49
<b>Frames for 80" Tall Doors up to 150 lbs. (Uses 1025 Ball Bearing Hanger)</b>			
252668HD	For Doors up to 30" wide x 80" tall x 1 3/8"	27/1	\$112.53
253068HD	For Doors up to 36" wide x 80" tall x 1 3/8"	29/1	\$116.40
<b>Accessories</b>			
2511PPK3	Hardware Replacement Set (80 lbs.)	4/10	\$12.49
1555PPK3	Converging Door Kit	6/10	\$7.12
1575PPK3	1-3/4" Door Adapter Kit	4/10	\$5.96
1025PLB2	Pair of Hangers for 150 lbs. Doors	4/10	\$16.78
2041PLBG	Hidden Guide Set	1.7/10	\$6.71



**1510** (Finger-Jointed, Primed/For Painting) Universal Pocket Door Jamb Kit  
**1511** (Clear Pine/For Staining) For 4 9/16" Thick Walls



**ORDERING DATA**



Item No.	Max Door Size	LBS/Case	Price
15103068	3'0" x 6'8"	20/3	\$57.72
15113068	3'0" x 6'8"	20/3	\$100.99

A fast, convenient method of finishing a Pocket Door Installation. Just cut to length and install. No ripping of special thickness stock. Presanded so finishing is a snap.

Package includes 5 boards. Two split header boards, two split jamb boards, and a strike jamb board. (Since a wide variety of casings are available, they are not included)

Jamb's can be cut down for smaller sized doors.

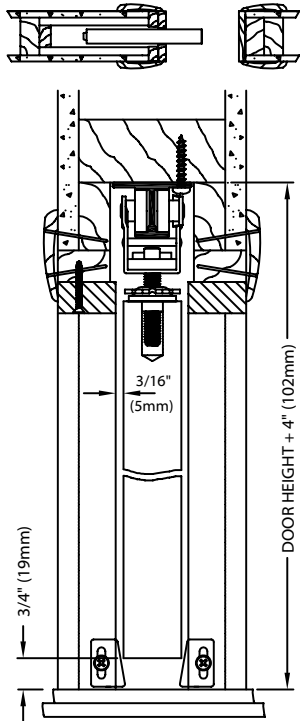
Cannot be used with the 2000 Series Frame..



**1510/1511**



**ORDERING DATA**



Item No.	Max Door Size	Lbs./Case	Pkg. Price	Bulk Price
200481DR	One 2'0" Door	Bulk Only/		\$91.27
200601DR	One 2'6" Door	5/Carton		\$97.76
200721DR	One 3'0" Door	7/1	\$111.78	\$103.98
200961DR	One 4'0" Door	9/1	\$127.15	\$116.46

Bulk 5/Carton

**200PD Components**

Qty	Part #
1	200 Track
2	2020 Hangers
1	1550 Guides
1	1513 Bumper

A deluxe commercial grade hardware set. Can be used for pocket doors or in combination with itself to make special installations of sliding doors. Heavy duty I-beam aluminum track. Four wheel (1" dia.) ball bearing hangers. Plated steel parts. Tracks can be cut down for smaller applications.

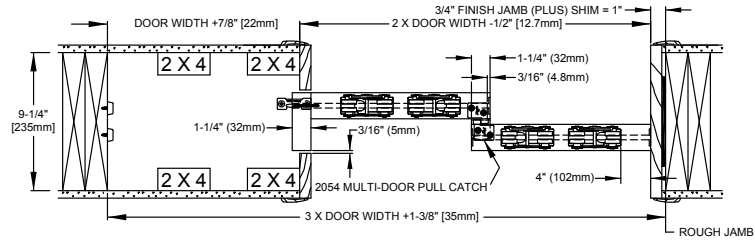
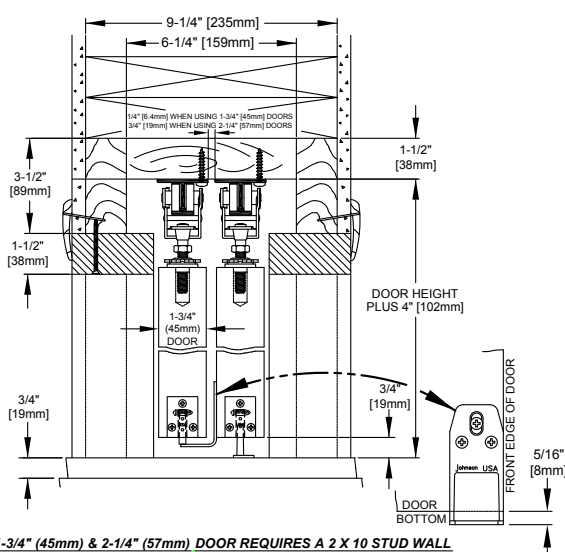
**200PD Hardware Set**



**200PD**



**ORDERING DATA**



Item No.	Max Door Size	Lbs./Case	Pkg. Price	Bulk Price
20BP0722	Two 2'0" Doors 1 3/4" Thick	Bulk Only		\$213.85
20BP0723	Two 2'0" Doors 2 1/4" Thick	5/Carton		\$213.85
20BP0962	Two 2'8" Doors 1 3/4" Thick	Bulk Only		\$238.81
20BP0963	Two 2'8" Doors 2 1/4" Thick	5/Carton		\$238.81
20BP1062	Two 3'0" Doors 1 3/4" Thick	Bulk Only		\$270.59
20BP1063	Two 3'0" Doors 2 1/4" Thick	5/Carton		\$270.59
20BP1442	Two 4'0" Doors 1 3/4" Thick	Bulk Only		\$297.19
20BP1443	Two 4'0" Doors 2 1/4" Thick	5/Carton		\$297.19

**200BP**

An extra heavy duty bypass commercial pocket door hardware set. This set can carry heavy duty solid core doors up to 400 lbs each. No bottom track required. It utilizes trackless guide posts that allow the doors to guide each other. The tracks are precision extruded heavy gauge aluminum I-beam track that will not allow the wheels to "jump" the track. It utilizes fully adjustable/removable door hangers for precision fit and finish. The wheels themselves have smooth rolling nylon exteriors with individually caged ball-bearings around the axle. This is quite simply our best line of hardware that we make.

For converging doors, 2 doors going right and 2 doors going left, meeting in the middle, just order two hardware sets. One for each side.

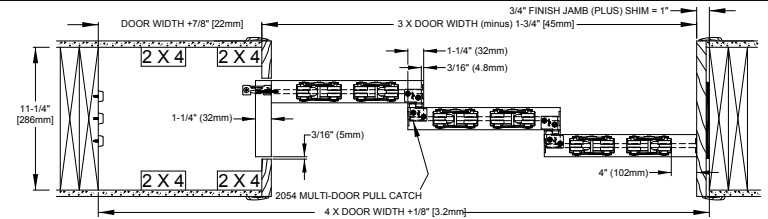
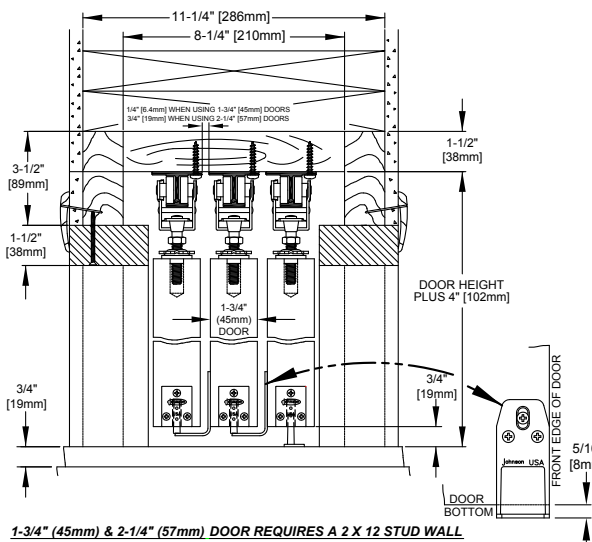




# 200MP Commercial Grade Multi-Pass Pocket Door Hardware for 1 3/4" or 2 1/4" Doors to 400 lbs./each



## ORDERING DATA



Item No.	Max Door Size	Lbs./Case	Pkg. Price	Bulk Price
20MP0962	Three 2'0" Doors 1 3/4" Thick	Bulk Only		\$359.99
20MP0963	Three 2'0" Doors 2 1/4" Thick	5/Case		\$359.99
20MP1202	Three 2'6" Doors 1 3/4" Thick	Bulk Only		\$407.66
20MP1203	Three 2'6" Doors 2 1/4" Thick	5/Case		\$407.66
20MP1442	Three 3'0" Doors 1 3/4" Thick	Bulk Only		\$447.56
20MP1443	Three 3'0" Doors 2 1/4" Thick	5/Case		\$447.56
20MP1922	Three 4'0" Doors 1 3/4" Thick	Bulk Only		\$522.98
20MP1923	Three 4'0" Doors 2 1/4" Thick	5/Case		\$522.98

## 200MP

An extra heavy duty multi-pass commercial pocket door hardware set. Similar to the 200BP, but with enough hardware to carry three doors. This can carry heavy duty solid core doors up to 400 lbs each. No bottom track required. It utilizes trackless guide posts allowing the doors to guide each other. The tracks are precision extruded heavy gauge aluminum I-beam track that will not allow the wheels to "jump" the track. It utilizes fully adjustable/removable door hangers for precision fit and finish. The wheels themselves have smooth rolling nylon exteriors with individually caged ball-bearings around the axle. This is quite simply our best line of hardware that we make.

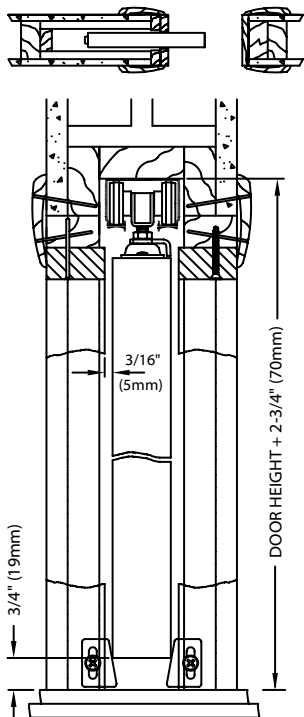
For converging doors, 3 doors going right and 3 doors going left, meeting in the middle, just order two hardware sets. One for each side.



# 100PD Commercial Grade Pocket Door Hardware for a 1" or Thicker Door to 125 lbs. (200 lbs. with 1125 Hangers)



## ORDERING DATA




Item No.	Max Door Size	Lbs./Case	Pkg. Price	Bulk Price
100481DR	One 2'0" Door	12/5	\$30.47	\$22.25
100601DR	One 2'6" Door	14/5	\$34.11	\$25.24
100721DR	One 3'0" Door	16/5	\$36.69	\$27.98
100961DR	One 4'0" Door	20/5	\$44.22	\$34.44

### 100PD Components

Qty	Part #
1	100 Track
2	1120 Hangers
1	1550 Guides
1	1513 Bumper
1	1712 Wrench

Bulk 25/Case

### 100PD Hardware Set



Can be used for pocket doors or in combination with itself to make special installations of sliding doors. Aluminum track with convex rails, jump proof three wheel (1" dia.) hangers assure a smooth, quiet operation. Brass-tone steel parts. Tracks can be cut down for smaller applications.

Optional Hanger #1125 available for doors up to 200 lbs.-Add \$12.59 (Bulk Only)



## 100PD



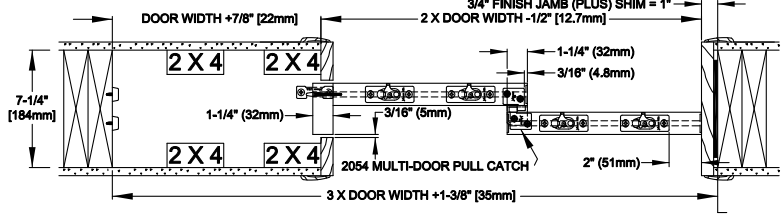
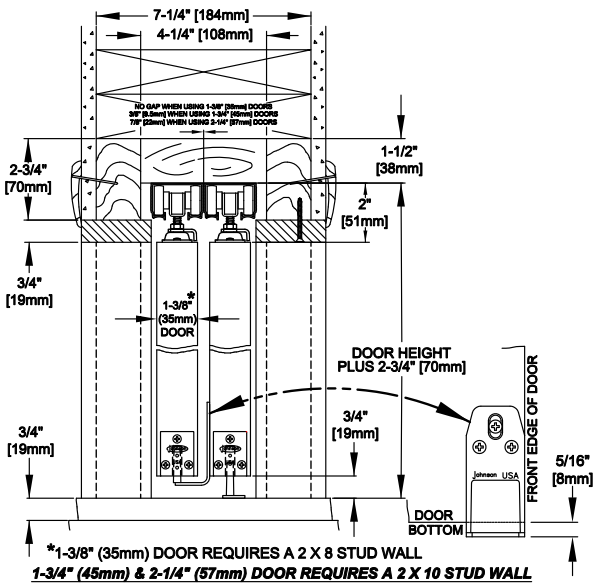
Compatible

Add 25% for less than full carton quantities.

# 100BP Commercial Grade Bypass Pocket Door Hardware for 1 3/8", 1 3/4", or 2 1/4" Doors to 200 lbs./each



## ORDERING DATA



Item No.	Max Door Size	Lbs./Case	Pkg. Price	Bulk Price
10BP0721	Two 2'0" Doors 1 3/8" Thick	Bulk Only		\$103.50
10BP0722	Two 2'0" Doors 1 3/4" Thick	5/Case		\$103.50
10BP0961	Two 2'8" Doors 1 3/8" Thick	Bulk Only		\$116.42
10BP0962	Two 2'8" Doors 1 3/4" Thick	5/Case		\$116.42
10BP1061	Two 3'0" Doors 1 3/8" Thick	Bulk Only		\$131.22
10BP1062	Two 3'0" Doors 1 3/4" Thick	5/Case		\$131.22
10BP1441	Two 4'0" Doors 1 3/8" Thick	Bulk Only		\$142.88
10BP1442	Two 4'0" Doors 1 3/4" Thick	5/Case		\$142.88

\*\*\*Sets for 2 1/4" Thick Doors Also Available\*\*\*

# 100BP



Compatible

A commercial grade bypass pocket door hardware set that can carry heavy doors up to 200 lbs. per door. No bottom track required. It utilizes trackless guide posts allowing the doors to guide each other. The set includes precision extruded aluminum "Jump Proof" box tracks. They use fully adjustable and removable door hangers for precision fit and finish. The hangers utilize three wheel, nylon encapsulated ball bearing hangers for a quiet and smooth roll.

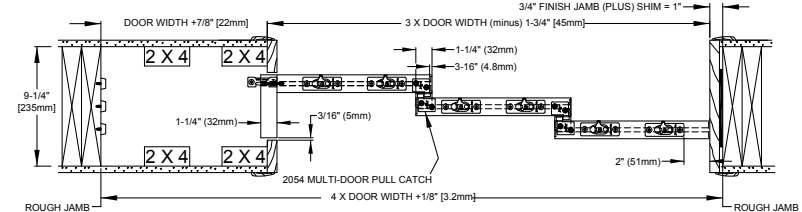
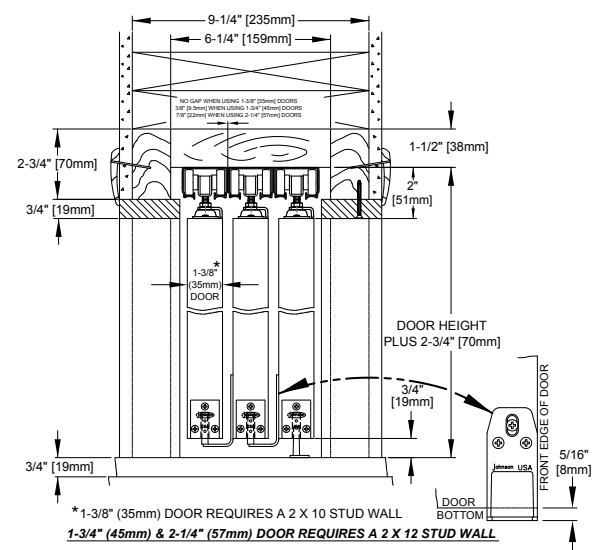
For converging doors, 2 doors going right and 2 doors going left, meeting in the middle, just order two hardware sets. One for each side.



# 100MP Commercial Grade Multi Pass Pocket Door Hardware for 1 3/8", 1 3/4", or 2 1/4" Doors to 200 lbs./each



## ORDERING DATA



Item No.	Max Door Size	Lbs./Case	Pkg. Price	Bulk Price
10MP0961	Three 2'0" Doors 1 3/8" Thick	Bulk Only		\$177.54
10MP0962	Three 2'0" Doors 1 3/4" Thick	5/Case		\$177.54
10MP1201	Three 2'6" Doors 1 3/8" Thick	Bulk Only		\$200.01
10MP1202	Three 2'6" Doors 1 3/4" Thick	5/Case		\$200.01
10MP1441	Three 3'0" Doors 1 3/8" Thick	Bulk Only		\$217.23
10MP1442	Three 3'0" Doors 1 3/4" Thick	5/Case		\$217.23
10MP1921	Three 4'0" Doors 1 3/8" Thick	Bulk Only		\$250.74
10MP1922	Three 4'0" Doors 1 3/4" Thick	5/Case		\$250.74

\*\*\*Sets for 2 1/4" Thick Doors Also Available\*\*\*

# 100MP



Compatible

A commercial grade multi pass pocket door hardware set that can carry heavy doors up to 200 lbs. per door. No bottom track required. It utilizes trackless guide posts allowing the doors to guide each other. The set includes precision extruded aluminum "Jump Proof" box tracks. They use fully adjustable and removable door hangers for precision fit and finish. The hangers utilize three wheel, nylon encapsulated ball bearing hangers for a quiet and smooth roll.

18

For converging doors, 3 doors going right and 3 doors going left, meeting in the middle, just order two hardware sets. One for each side.

Add 25% for less than full carton quantities.

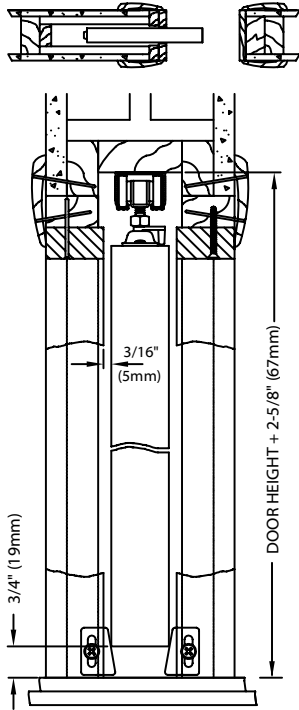


# 111PD Commercial Grade Pocket Door Hardware

for a 3/4" or Thicker Door to 80 lbs. (150 lbs. with 1025 Hangers)



## ORDERING DATA




Item No.	Max Door Size	Lbs./Case	Pkg. Price	Bulk Price
111481DR	One 2'0" Door	8/5	\$21.40	\$17.10
111601DR	One 2'6" Door	9/5	\$24.00	\$19.39
111721DR	One 3'0" Door	10/5	\$26.26	\$21.41
111961DR	One 4'0" Door	12/5	\$31.30	\$25.62

Bulk 25/Case

### 111PD Components

Qty	Part #
1	111 Track
2	1020 Hangers
1	1550 Guides
1	1513 Bumper
1	1712 Wrench

### 111PD Hardware Set



Can be used for pocket doors or in combination with itself to make special installations of sliding doors. Aluminum track with convex rails, jump proof three wheel (3/4" dia.) hangers assure a smooth, quiet operation. Brass-tone steel parts. Tracks can be cut down for smaller applications. *Optional Hanger #1025 available for doors up to 150 lbs.-Add \$9.31 (Bulk Only).*



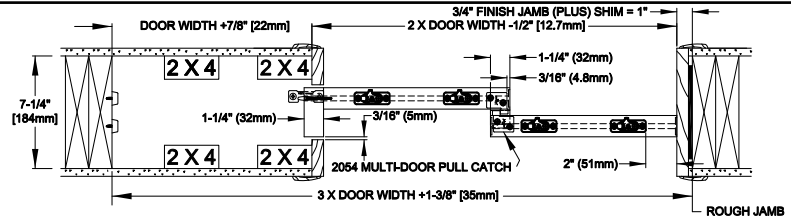
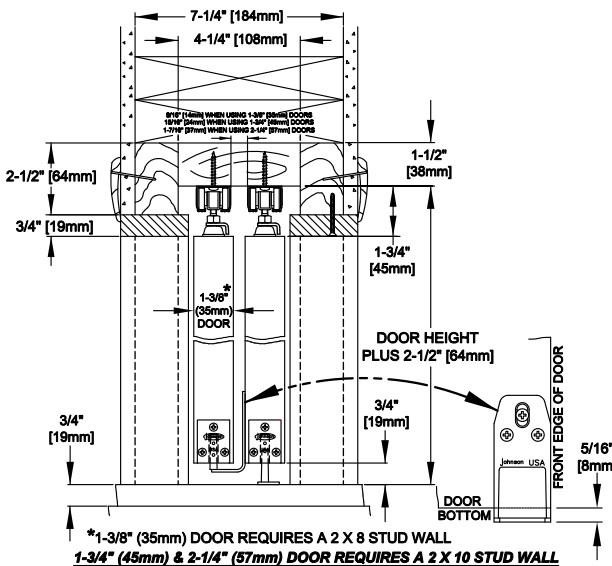
## 111PD

# 111BP Commercial Grade Bypass Pocket Door Hardware

for 1 3/8", 1 3/4", or 2 1/4" Doors to 150 lbs./each



## ORDERING DATA



Item No.	Max Door Size	Lbs./Case	Pkg. Price	Bulk Price
11BP0721	Two 2'0" Doors 1 3/8" Thick	Bulk Only		\$82.76
11BP0722	Two 2'0" Doors 1 3/4" Thick	5/Case		\$82.76
11BP0961	Two 2'8" Doors 1 3/8" Thick	Bulk Only		\$91.18
11BP0962	Two 2'8" Doors 1 3/4" Thick	5/Case		\$91.18
11BP1061	Two 3'0" Doors 1 3/8" Thick	Bulk Only		\$102.60
11BP1062	Two 3'0" Doors 1 3/4" Thick	5/Case		\$102.60
11BP1441	Two 4'0" Doors 1 3/8" Thick	Bulk Only		\$117.78
11BP1442	Two 4'0" Doors 1 3/4" Thick	5/Case		\$117.78

\*\*\*Sets for 2 1/4" Thick Doors Also Available\*\*\*

## 111BP

A commercial grade bypass pocket door hardware set that can carry heavy doors up to 150 lbs. per door. No bottom track required. It utilizes trackless guide posts allowing the doors to guide each other. The set includes precision extruded aluminum "Jump Proof" box tracks. They use fully adjustable and removable door hangers for precision fit and finish. The hangers utilize three wheel, nylon encapsulated ball bearing hangers for a quiet and smooth roll. Similar to the 100 Series, but with 3/4" dia wheels instead of 1" dia wheels.

For converging doors, 2 doors going right and 2 doors going left, meeting in the middle, just order two hardware sets. One for each side.

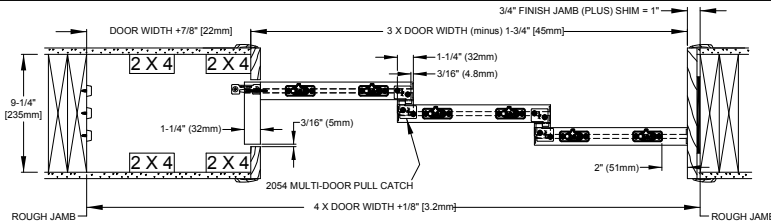
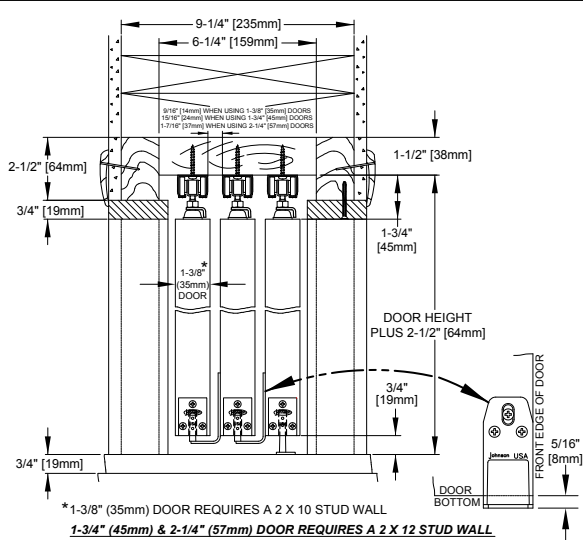




# 111MP Commercial Grade Multi Pass Pocket Door Hardware for 1 3/8", 1 3/4", or 2 1/4" Doors to 150 lbs./each



## ORDERING DATA



Item No.	Max Door Size	Lbs./Case	Pkg. Price	Bulk Price
11MP0961	Three 2'0" Doors 1 3/8" Thick	Bulk Only		\$139.81
11MP0962	Three 2'0" Doors 1 3/4" Thick	5/Case		\$139.81
11MP1201	Three 2'6" Doors 1 3/8" Thick	Bulk Only		\$167.08
11MP1202	Three 2'6" Doors 1 3/4" Thick	5/Case		\$167.08
11MP1441	Three 3'0" Doors 1 3/8" Thick	Bulk Only		\$179.71
11MP1442	Three 3'0" Doors 1 3/4" Thick	5/Case		\$179.71
11MP1921	Three 4'0" Doors 1 3/8" Thick	Bulk Only		\$203.80
11MP1922	Three 4'0" Doors 1 3/4" Thick	5/Case		\$203.80

\*\*\*Sets for 2 1/4" Thick Doors Also Available\*\*\*



## 111MP

A commercial grade multi pass pocket door hardware set that can carry heavy doors up to 150 lbs. per door. No bottom track required. It utilizes trackless guide posts allowing the doors to guide each other. The set includes precision extruded aluminum "Jump Proof" box tracks. They use fully adjustable and removable door hangers for precision fit and finish. The hangers utilize three wheel, nylon encapsulated ball bearing hangers for a quiet and smooth roll. Similar to the 100 Series, but with 3/4" dia wheels instead of 1" dia wheels.

For converging doors, 3 doors going right and 3 doors going left, meeting in the middle, just order two hardware sets. One for each side.

## 1521 (For 1 3/8" Doors Only) 1534 (For 1 3/4" Doors Only)

## Pocket Door Privacy Locks



## ORDERING DATA



## 1521/1534



For Converging Doors Use One Privacy Lock, One Dummy Pull, and Two Edge Pulls

Item No.	Description	Color	Door Thickness	LBS/Case	Pkg Price	Bulk Price
15213PK1	Privacy Lock	US3/Brt. Brass	1 3/8"	2.5/5	\$25.01	\$22.57
152115P1	Privacy Lock	US15/Sat. Nic.	1 3/8"	2.5/5	\$24.90	\$22.46
1521-BLK	Privacy Lock	Black	1 3/8"	12.5/25		\$20.86
21-3PPK2	Dummy Pull	US3/Brt. Brass	1 3/8"	2.6/10	\$9.03	\$7.91
21-15PK2	Dummy Pull	US15/Sat. Nic.	1 3/8"	2.6/10	\$8.47	\$7.34
121BLK	Dummy Pull	Black	1 3/8"	5/25		\$6.55
1534-3P1	Privacy Lock	US3/Brt. Brass	1 3/4"	1/1	\$33.34	\$27.44
153415P1	Privacy Lock	US15/Sat. Nic.	1 3/4"	1/1	\$32.15	\$27.32
1534-BLK	Privacy Lock	Black	1 3/4"	2.4/5		\$26.23
134US3	Dummy Pull	US3/Brt. Brass	1 3/4"	3/10		\$10.06
134US15	Dummy Pull	US15/Sat. Nic.	1 3/4"	3/10		\$9.49
134BLK	Dummy Pull	Black	1 3/4"	5/25		\$8.70
150-3PK1	Edge Pull	US3/Brt. Brass	Universal	2/10	\$5.34	\$3.75
150-15P1	Edge Pull	US15/Sat. Nic.	Universal	2/10	\$5.34	\$3.75

### 21-PPK/134 "Suncrest" Dummy Pull

US3-Bright Brass

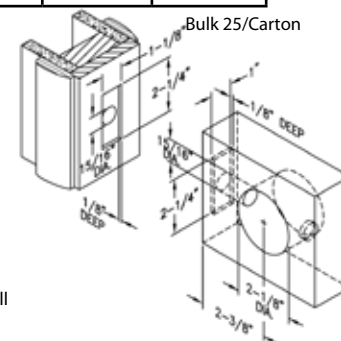
US15-Satin Nickel



150US15 Edge Pull  
Satin Nickel



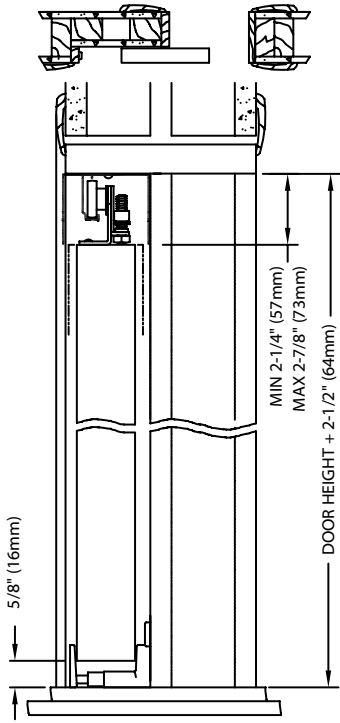
150US3 Edge Pull  
Bright Brass



**2800F** Double Fascia Open Pocket Door Hardware  
for a 3/4" to 1 3/4" Thick Door to 75 lbs.



**ORDERING DATA**



**2800F**

Item No.	Max Door Size	Lbs./Case	Pkg. Price	Bulk Price
2800F481	One 2'0" Door	Bulk Only-20/Case		\$36.38
2800F601	One 2'6" Door	Bulk Only-20/Case		\$40.93
2800F721	One 3'0" Door	4/1	\$56.76	\$45.00
2800F961	One 4'0" Door	5/1	\$69.59	\$54.40

2800F Components

Bulk 20/Case

Qty	Part #
1	2800F Track
2	2815 Hangers
1	12 Guide
1	1513 Bumper
1	1712 Wrench

Space saving, header mounted "Open Pocket Door" hardware set. Aluminum double fascia track with a single convex rail, twin wheel (7/8" dia.) ball bearing hangers, wall mount guide. Brass-tone steel parts.

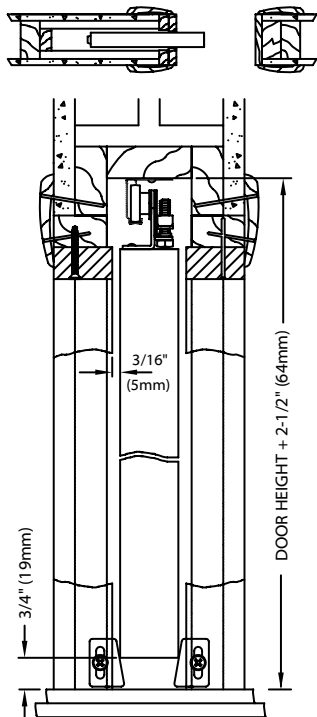
2800F Hardware Set



**2800** (Aluminum Track and Hardware Set) Pocket Door Hardware  
**2850** (Steel Track and Hardware Set) For a 1 1/8" or Thicker Door to 50 lbs.



**ORDERING DATA**



**2800/2850**

Item No.	Max Door Size	Lbs./Case	Pkg. Price	Bulk Price
2800481D	One 2'0" Door	Bulk Only-25/Case		\$13.66
2800601D	One 2'6" Door	Bulk Only-25/Case		\$15.03
2800721D	One 3'0" Door	9/5	\$21.12	\$16.38
2800961D	One 4'0" Door	11/5	\$24.88	\$19.08
2850481D	One 2'0" Door	Bulk Only-25/Case		\$11.92
2850601D	One 2'6" Door	Bulk Only-25/Case		\$13.00
2850721D	One 3'0" Door	11/5	\$18.34	\$14.07
2850961D	One 4'0" Door	14/5	\$21.25	\$16.05

Bulk 20/Case

2800/2850 Components

Qty	Part #
1	2800/2850 Track
2	2802 Hangers
1	1550 Guides
1	1513 Bumper
1	1712 Wrench

An economical track and hardware set with a single convex rail, which provides one point contact between wheel and track. One wheel (7/8" dia.) hanger. Brass-tone steel parts. 2800 Series offers an upgraded aluminum track. 2850 Series offers an entry-level steel track.

2800 Hardware Set

2850 Hardware Set



Add 25% for less than full carton quantities.

# Pocket Door Essentials 2041PLBG Hidden Guide

## 1515 Plywood Reinforcement Clips



Item No.	Lbs./Case Qty	Pkg. List
2041PLBG	1.7/10	\$6.71
151534PL	18/6	\$21.51
151558PL	18/6	\$21.51

The 2041 Hidden Pocket Door Guide Kit permits pocket door guiding without the use of standard 1550 visible pocket door guides. The heavy duty steel reinforced guide post is fastened to the center of the Split Stud Floor Plate just inside the pocket and rides inside a groove routed in the bottom edge of the door out of view for a clean look. 2 guide posts are included in the kit, one for sub floor and one for finished floor applications.

The 2041PLBG works with all Johnson Pocket Door Frames except 2710/2711.



The 1515 Clip Set is designed to add structure and increase strength of pocket door walls. 1515 clips attach 3/4" or 5/8" plywood panels to pocket frame structure effectively tripling the rigidity of pocket walls when compared to a pocket wall without plywood reinforcement. Additionally, the plywood panels provide a solid surface for mounting towel racks, cabinetry etc. Plywood panels not included. Plywood panels installed flush with split studs. Drywall directly over plywood panels. The 151534PL work with the 1500, 1560, 1562 and 2511 Series using 3/4" plywood. The 151558PL work with the 2000 Series using 5/8" plywood.

The 1515 is not compatible with the 2710, 2711 and 2060 Series.

## Panel Displays


USING JOHNSON 100 SERIES TRACK AND HARDWARE



**NO MORE WRESTLING WITH LOOSE PANELS OR DOORS!**

Display your doors with easy-to-construct sliding "show walls". These displays take up less floor space than the old methods of stacking or leaning doors.

The **Door Panel Display** uses the same track and hanger system as the Johnson 1500 Pocket Door Frame and can handle 3'0" doors up to 200 lbs..


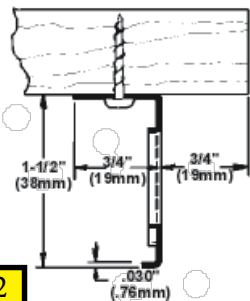


Qty	Part #
1	100-0072
2	1125 Hangers
2	10 Guide
1	1712 Wrench
2	1155 Stops

Item No.	Length	Pkg/Qty	Wt/Ctn	List Price
100721DD	72"	25/Ctn	75 lbs.	\$43.20



## Valet Rod



Item No.	Lbs./Case	Pkg. Price	Bulk Price
9500-096	32/20(Bulk Only)		\$9.28

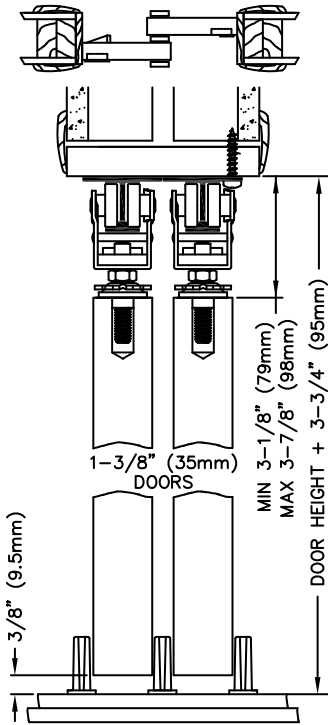
A real clothing organizer. Hangers are separated eliminating "hanger overlap". Wardrobes stay neat and orderly. Clothing stays fresh and unwrinkled. Deep drawn hanger slot in the gold enameled steel Valet/rod will not scratch hangers, provide strength to rod as well as the shelf above. Available bulk only in 96" (2438mm) lengths. Can be easily cut for smaller shelves. Use short lengths near washers for drip dry or wrinkle free.



# 200SD Heavy Duty Bypass Track and Hardware for 1 1/8" or Thicker Doors to 400 lbs.



## ORDERING DATA



**200SD**

Item No.	Opening Size	Lbs./Case	Pkg. Price	Bulk Price
200482DR	48"-2 Door	Bulk Only-5/Case		\$185.37
200602DR	60"-2 Door	Bulk Only-5/Case		\$198.35
200722DR	72"-2 Door	14/1	\$215.75	\$210.79
200962DR	96"-2 Door	17/1	\$238.18	\$235.75

Bulk 5/Carton

### 200SD 2 DR Components

Qty	Part #
2	200 Track
4	2020 Hangers
3	2031 Guides
1	2155 Door Stop
2	30US15 Pull

A deluxe commercial grade hardware set. Heavy duty extruded aluminum I-beam track. Four wheel ball bearing hangers with machine turned 1" wheels. Heavy duty guide with steel reinforced nylon posts. Brass-tone steel parts. Tracks can be spaced out to accommodate non-standard door thicknesses greater than 1-1/8". Tracks can be cut down for smaller openings.



1 3/8", 1 3/4", and 2 1/4" Side Mount Hardware Available for a \$6.85 adder for 2 door sets, \$8.88 for 3 door sets and \$13.71 for 4 door sets to Bulk Pricing



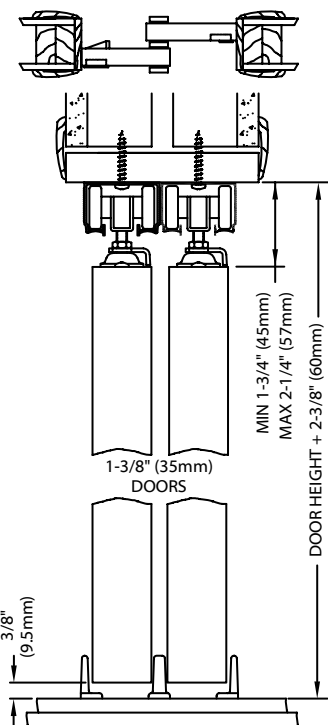
200SD 2 DR Hardware Set



# 100SD Heavy Duty Bypass Track and Hardware for 1" or Thicker Doors to 200 lbs.



## ORDERING DATA



**100SD**

Item No.	Opening Size	Lbs./Case	Pkg. Price	Bulk Price
100482DR	48"-2 Door	4.5/1	\$83.98	\$75.93
100602DR	60"-2 Door	5.3/1	\$90.90	\$81.91
100722DR	72"-2 Door	6/1	\$97.46	\$87.39
100962DR	96"-2 Door	7.7/1	\$113.47	\$100.31

Bulk 10/Carton

### 100SD 2 Door Components

Qty	Part #
2	100 Track
4	1125 Hangers
1	101 Guide Set
1	2155 Door Stop
2	30US15 Pull
1	1712 Wrench



1 3/8" and 1 3/4" Side Mount Hardware Available for a \$5.74 adder for 2 door sets, \$8.93 for 3 door sets and \$11.61 for 4 door sets to Bulk Pricing



A commercial grade bypass sliding door hardware set for doors weighing up to 200 pounds each. Heavy-duty extruded aluminum box track utilizes three-wheeled ball-bearing rollers (#1125) with 1" diameter machine turned wheels. The three piece guide is adjustable for different thicknesses of doors. (minimum door thickness is 1")



◀◀ **SOFT-Close/Open** ▶▶

Compatible

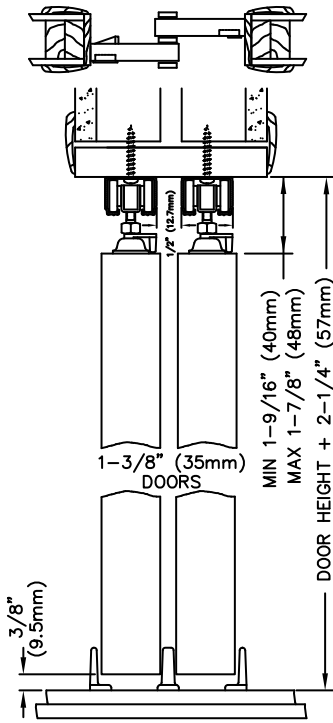
100SD Hardware Set

Add 25% for less than full carton quantities.

# 111SD Heavy Duty Bypass Track and Hardware for 3/4" or Thicker Doors to 150 lbs.



## ORDERING DATA



Item No.	Opening Size	Lbs./Case	Pkg. Price	Bulk Price
111482DR	48"-2 Door	4.7/1	\$70.78	\$59.27
111602DR	60"-2 Door	5.2/1	\$76.40	\$63.85
111722DR	72"-2 Door	5.7/1	\$80.23	\$67.89
111962DR	96"-2 Door	6.9/1	\$92.43	\$76.31

### 111SD 2 Door Components

Qty	Part #
2	111 Track
4	1025 Hangers
1	101 Guide Set
1	2155 Door Stop
2	30US15 Pull
1	1712 Wrench

Bulk 10/Carton



111SD Hardware Set



A commercial grade bypass sliding door hardware set for doors weighing up to 150 pounds each. Heavy-duty extruded aluminum box track utilizes three-wheeled ball-bearing rollers (#1025) with 3/4" diameter machine turned wheels. The three piece guide is adjustable for different thicknesses of doors. (minimum door thickness is 3/4")



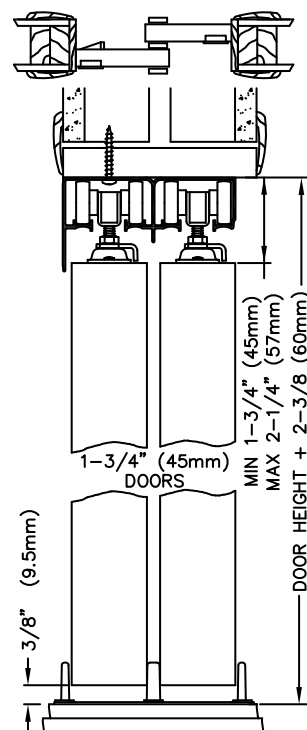
3/4", 1 1/8" and 1 3/8" Side Mount Hardware Available for a \$3.78 adder for 2 door sets to Bulk Pricing

## 111SD

# 134F Heavy Duty Bypass Track and Hardware for 1 3/4" Doors to 125 lbs. (200 lbs. with 1125 Ball Bearing Hanger)



## ORDERING DATA



Item No.	Opening Size	Lbs./Case	Pkg. Price	Bulk Price
134F482D	48"-2 Door	24/5	\$64.90	\$56.44
134F602D	60"-2 Door	29/5	\$72.95	\$64.52
134F722D	72"-2 Door	33/5	\$80.24	\$71.53
134F964D	96"-4 Door	30/3	\$127.23	\$112.50

### 134F 2 Door Components

Qty	Part #
1	134F Track
4	1120 Hangers
1	2134 Guide Set
1	2155 Door Stop
2	30US15 Pull
1	1712 Wrench

### 134F 4 Door Components

Qty	Part #
1	134F Track
8	1120 Hangers
2	2134 Guide Set
2	2155 Door Stop
4	30US15 Pull
1	1712 Wrench
2	1155 Stop

Bulk 10/Carton



134F Hardware Set



Commercial grade track (for 1 3/4" thick doors) with an aluminum fascia which hides hangers from view. Three wheel (1" dia.) hangers ride on convex rails for a smooth, quiet operation. Door guide is woodtone with pivot action that align guide posts with door. Brass-tone, steel parts.

\*Optional hanger #1125 available for doors to 200 lbs./each.-Add \$25.64 for 2 Door Set / Add \$51.07 for 4 Door Set (Bulk Only).



1 3/4" Side Mount Hardware Available for a \$31.41 adder for 2 door sets and \$62.89 for 4 door sets to Bulk Pricing (200 lbs. Rating)

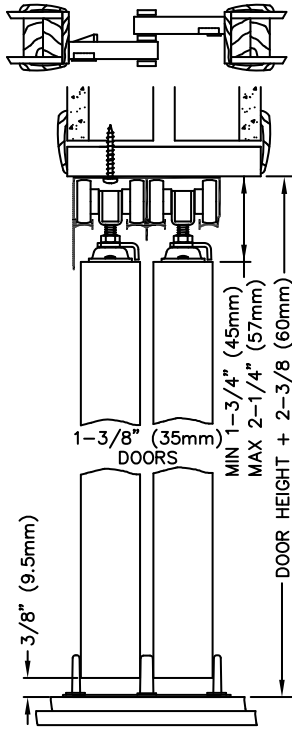
## 134F



# 138F Heavy Duty Bypass Track and Hardware for 1 3/8" Doors to 125 lbs. (200 lbs. with 1125 Ball Bearing Hanger)



## ORDERING DATA



**138F**

◀◀ **SOFT-Close/Open** ▶▶

Compatible

Item No.	Opening Size	Lbs./Case	Pkg. Price	Bulk Price	Bronze Price
138F482D	48"-2 Door	22/5	\$60.82	\$52.33	\$123.10
138F602D	60"-2 Door	26/5	\$67.76	\$59.28	\$137.96
138F722D	72"-2 Door	30/5	\$74.82	\$66.04	\$152.96
138F964D	96"-4 Door	26/3	\$119.59	\$104.77	\$235.63

### 138F 2 Door Components

Qty	Part #
1	138F Track
4	1120 Hangers
1	2135 Guide Set
1	2155 Door Stop
2	30US15 Pull
1	1712 Wrench

### 138F 4 Door Components

Qty	Part #
1	138F Track
8	1120 Hangers
2	2135 Guide Set
2	2155 Door Stop
4	30US15 Pull
1	1712 Wrench
2	1155 Stop

Bulk 10/ Carton

Commercial grade track (for 1 3/8" thick doors) with an aluminum fascia which hides hangers from view. Three wheel (1" dia.) hangers ride on convex rails for a smooth, quiet operation. Door guide is woodtone with pivot action that align guide posts with door. Brass-tone, steel parts.

*Optional hanger #1125 available for doors to 200 lbs./each.-Add \$26.01 for 2 Door Set / Add \$51.81 for 4 Door Set (Bulk Only).*



Bronze anodized track is available. 200 lbs. rating. Includes 1125 Hangers



1 3/8" Side Mount Hardware Available for a \$31.77 adder for 2 door sets and \$63.60 for 4 door sets to Bulk Pricing (200 lbs. Rating)

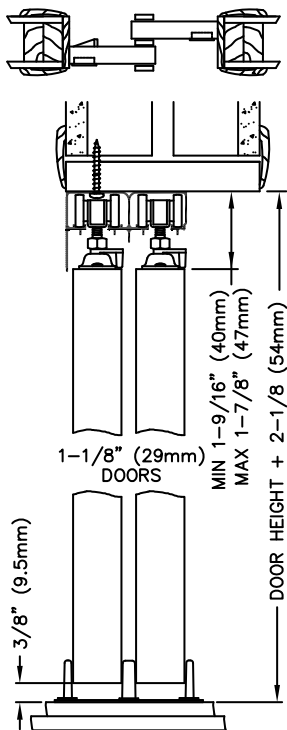
### 138F Hardware Set



# 118F Heavy Duty Bypass Track and Hardware for 1 1/8" Doors to 80 lbs. (150 lbs. with 1025 Ball Bearing Hanger)



## ORDERING DATA



**118F**

Item No.	Opening Size	Lbs./Case	Pkg. Price	Bulk Price
118F482D	48"-2 Door	4/1	\$56.31	\$45.54
118F602D	60"-2 Door	5/1	\$62.09	\$50.74
118F722D	72"-2 Door	6/1	\$66.61	\$55.98
118F964D	96"-4 Door	7/1	\$105.50	\$90.03

### 118F 2 Door Components

Qty	Part #
1	118F Track
4	1020 Hangers
1	2118 Guide Set
1	2155 Door Stop
2	30US15 Pull
1	1712 Wrench

### 118F 4 Door Components

Qty	Part #
1	118F Track
8	1020 Hangers
2	2118 Guide Set
2	2155 Door Stop
4	30US15 Pull
1	1712 Wrench
2	1155 Stop

Bulk 10/ Carton

Commercial grade track (for 1 1/8" thick doors) with an aluminum fascia which hides hangers from view. Three wheel (3/4" dia.) hangers ride on convex rails for a smooth, quiet operation. Door guide is woodtone with pivot action that align guide posts with door. Brass-tone, steel parts.

*\*Optional hanger #1025 available for doors to 150 lbs./each.-Add \$16.22 for 2 Door Set / Add \$32.41 for 4 Door Set (Bulk Only).*



1 1/8" Side Mount Hardware Available for a \$20.74 adder for 2 door sets and \$41.47 adder for 4 door sets to Bulk Pricing



### 118F Hardware Set



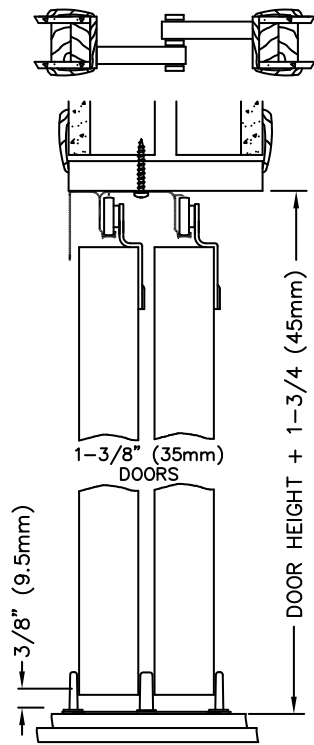
Add 25% for less than full carton quantities.



# 2200F Residential Grade Bypass Fascia Track and Hardware for 1 3/8" Doors to 50 lbs. (One Wheel) or 75 lbs. (Two Wheel)



## ORDERING DATA



**2200F**

Item No.	Opening Size	Lbs./Case	Pkg. Price	Bulk Price
2200F481	48"-2 Door	13/5	\$24.54	\$20.51
2200F601	60"-2 Door	15/5	\$28.80	\$23.90
2200F721	72"-2 Door	16/5	\$33.06	\$27.35
2200F961	96"-4 Door	26/5	\$54.21	\$46.23
*2200F482	48"-2 Door	14/5	\$28.14	\$24.03
*2200F602	60"-2 Door	16/5	\$32.40	\$27.42
*2200F722	72"-2 Door	18/5	\$36.66	\$30.87
*2200F962	96"-4 Door	27/5	\$61.42	\$53.87

2200F 2 Door Components

Qty	Part #
1	2200F Track
4	2238 Hangers (2228 2 Whl)
1	2135 Guide Set
2	15US15 Pull

2200F 4 Door Components

Qty	Part #
1	2200F Track
8	2238 Hangers (2228 2 Whl)
2	2135 Guide Set
1	2255 Stop Kit
4	15US15 Pull

Bulk 25/Carton



2200F Hardware Set



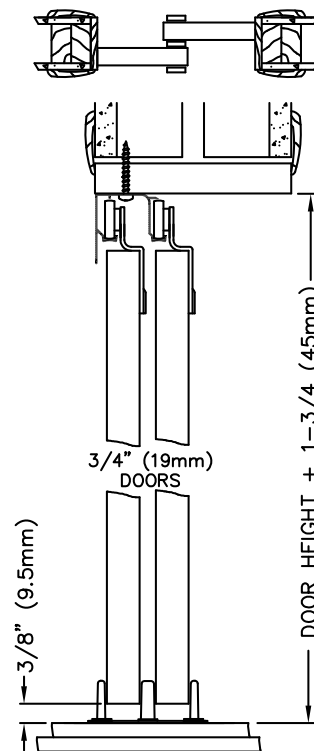
An aluminum fascia track with "Hi-Lite" design to hide blemishes that may occur. Convex track rails that provide one point contact between wheel and track. Hangers include one or two wheels (7/8" dia.) with three point locking. Hangers adjust without removing or relocating screws. Woodtone guide adjusts laterally for quick plumbing. Nylon guide posts are 1" high, guide posts swivel to allow warped doors to operate without binding. Brass-tone steel parts.

\* 2 Wheel Hangers for 75 lbs. per door.

# 2204F Residential Grade Bypass Fascia Track and Hardware for 3/4" Doors to 50 lbs.



## ORDERING DATA



**2204F**

Item No.	Opening Size	Lbs./Case	Pkg. Price	Bulk Price
2204F481	48"-2 Door	Bulk Only/		\$21.53
2204F601	60"-2 Door	20/Carton		\$24.58
2204F721	72"-2 Door	15/5	\$39.19	\$27.64
2204F961	96"-4 Door	22/5	\$66.13	\$47.27

2204F 2 Door Components

Qty	Part #
1	2204F Track
4	2238 Hangers (2228 2 Whl)
1	2175 Guide
2	15US15 Pull

2204F 4 Door Components

Qty	Part #
1	2204F Track
8	2238 Hangers (2228 2 Whl)
2	2175 Guide Set
1	2255 Stop Kit
4	15US15 Pull

Bulk 20/Carton



2204F Hardware Set

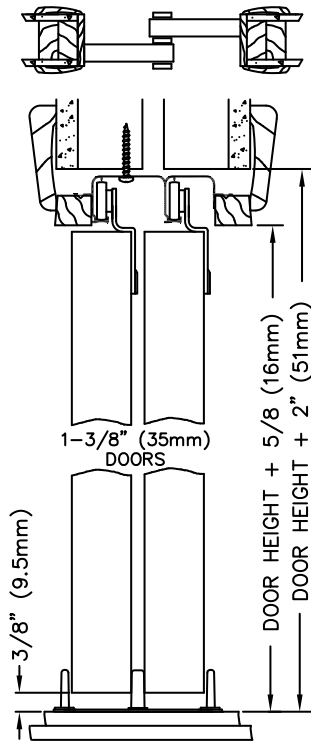


A premium, residential bypass set for 3/4" thick doors. Uses an aluminum fascia track with "Hi-Lite" design to hide blemishes that may occur. Convex track rails that provide one point contact between wheel and track. Hangers include one or two wheels (7/8" dia.) with three point locking. Hangers adjust without removing or relocating screws. Woodtone guide adjusts laterally for quick plumbing. Nylon guide posts are 1" high, guide posts swivel to allow warped doors to operate without binding. Brass-tone steel parts.

# 2222 Residential Grade Bypass Track and Hardware with Wood Header for 1 3/8" Doors to 50 lbs. (One Wheel) or 75 lbs. (Two Wheels)



## ORDERING DATA



**2222**

Item No.	Opening Size	Lbs./Case	Pkg. Price	Bulk Price
22224814	48"-2 Door			\$33.64
22226014	60"-2 Door			\$39.87
22227214	72"-2 Door	Bulk		\$46.23
22229614	96"-4 Door	Only		\$71.23
*22224824	48"-2 Door	10/Case		\$37.16
*22226024	60"-2 Door			\$43.39
*22227224	72"-2 Door			\$49.75
*22229624	96"-4 Door			\$78.87

### 2222 2 Door Components

Qty	Part #
1	2222 Track
4	2238 Hangers (2228 2 Whl)
1	2135 Guide Set
2	15US15 Pull

### 2222 4 Door Components

Qty	Part #
1	2222 Track
8	2238 Hangers (2228 2 Whl)
2	2135 Guide Set
1	2255 Stop Kit
4	15US15 Pull

Bulk 10/Case



2222 Hardware Set



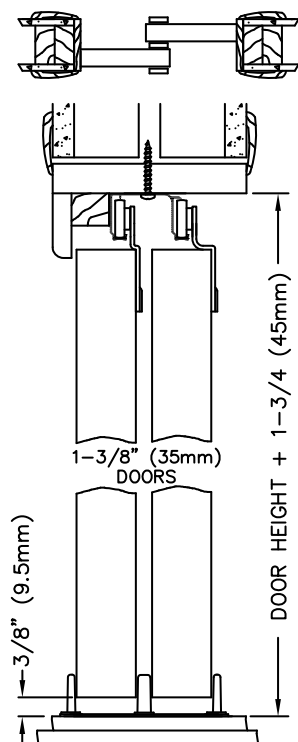
Prefabricated header with aluminum track replaces the regular head jamb. Keeps the bypass doors the same trim height as swinging doors. Eliminates odd door heights. Convex track rails, 7/8" dia. wheels, adjustable hangers, adjustable guide. Brass-tone steel parts. Also available for 5/4" jamb and without wood. Contact factory.

\* 2 Wheel Hangers for 75 lbs. per door.

# 2200 Bypass Track and Hardware for 3/4" or 1 3/8" Doors to 50 lbs.



## ORDERING DATA



**2200**

Item No.	Opening Size	Lbs./Case	Pkg. Price	Bulk Price
2200482D	48"-2 Door	10/5	\$19.49	\$15.45
2200602D	60"-2 Door	12/5	\$22.17	\$17.71
2200722D	72"-2 Door	13/5	\$24.97	\$19.95
2200964D	96"-4 Door	19/5	\$43.84	\$36.45

Bulk 25/Case

### 2200 2 Door Components

Qty	Part #
1	2200 Track
2	2216 Hangers
2	2238 Hangers
1	2135 Guide
2	15US15 Pulls

### 2200 4 Door Components

Qty	Part #
1	2200 Track
4	2216 Hangers
4	2238 Hangers
2	2135 Guides
4	15US15 Pulls
1	2255 Stop Kit



2200 Hardware Set



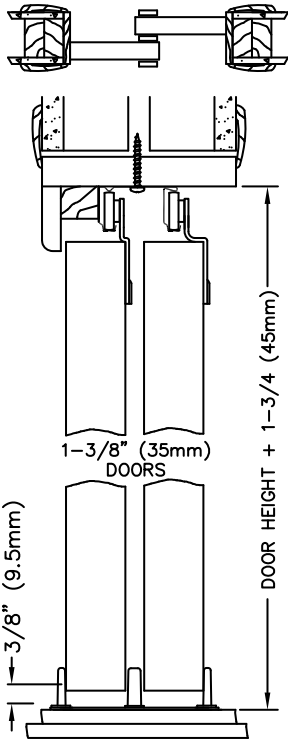
Aluminum bypass track with convex track rails for quiet, smooth operation. One wheel (7/8" dia.) hangers with three point locking provide one point contact between wheel and track. One inch high woodtone adjustable door guide. Brass-tone steel parts.

Add 25% for less than full carton quantities.

# 1166 Bypass Track and Hardware for 3/4" or 1 3/8" Doors to 50 lbs.



## ORDERING DATA



Item No.	Opening Size	Lbs./Case	Pkg. Price	Bulk Price
1166G482	48"-2 Door	13/5	\$17.23	\$14.15
1166G602	60"-2 Door	16/5	\$20.00	\$16.11
1166G722	72"-2 Door	18/5	\$22.71	\$18.05
1166G964	96"-4 Door	26/5	\$42.52	\$33.74

Bulk 25/Case



1166 Hardware Set

### 1166 2 Door Components

Qty	Part #
1	1166 Track
2	2216 Hangers
2	2238 Hangers
1	2135 Guide
2	15US15 Pulls

### 1166 4 Door Components

Qty	Part #
1	1166 Track
4	2216 Hangers
4	2238 Hangers
2	2135 Guides
4	15US15 Pulls
1	2255 Stop Kit

An economical prefinished gold colored steel bypass track with convex track rails, which provide one point contact between wheel and track. One wheel (7/8" dia.) hangers with three point locking. One inch high woodtone adjustable door guide. Brass-tone steel parts.

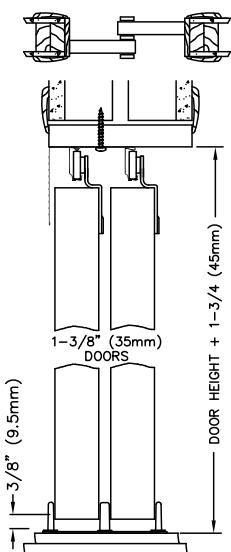


## 1166

# 113F Bypass Fascia Track and Hardware For 1 3/8" Doors to 50 lbs.



## ORDERING DATA



### 113F 2 Dr Components

Qty	Part #
1	1138 Track
1	126F Fascia
4	2238 Hangers
1	2135 Guide
2	15US15 Pulls



113F Hardware Set

### 113F 4 Dr Components

Qty	Part #
1	1138 Track
1	126F Fascia
8	2238 Hangers
2	2135 Guide
4	15US15 Pulls
1	2255 Stop Kit



## 113F

An economical prefinished gold colored steel bypass track with a "Snap-on Fascia". Convex track rails, which provide one point contact between wheel and track. One wheel (7/8" dia.) hangers with three point locking. One inch high woodtone adjustable door guide. Brass-tone steel parts.

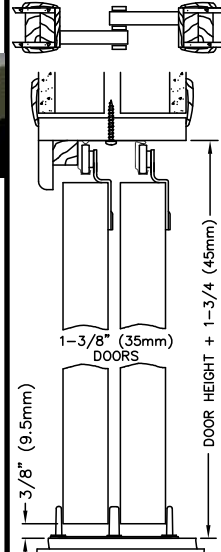
Bulk 20/Case

Item No.	Opening Size	Lbs./Case	Pkg. Price	Bulk Price
113FG481	48"-2 Door	19/5	\$23.13	\$21.01
113FG601	60"-2 Door	23/5	\$27.20	\$24.50
113FG721	72"-2 Door	27/5	\$31.27	\$27.97
113FG961	96"-4 Door	27/5	\$51.91	\$46.65

# 1138 Bypass Track and Hardware For 1 3/8" Doors to 50 lbs.



## ORDERING DATA



### 1138 2 Dr Components

Qty	Part #
1	1138 Track
4	2238 Hangers
1	2135 Guide
2	15US15 Pulls



1138 Hardware Set

### 1138 4 Dr Components

Qty	Part #
1	1138 Track
8	2238 Hangers
2	2135 Guide
4	15US15 Pulls
1	2255 Stop Kit



## 1138

An economical prefinished gold colored steel bypass track with convex track rails, which provide one point contact between wheel and track. One wheel (7/8" dia.) hangers with three point locking. One inch high woodtone adjustable door guide. Brass-tone steel parts.

Bulk 20/Case

Item No.	Opening Size	Lbs./Case	Pkg. Price	Bulk Price
1138482D	48"-2 Door	13/5	\$18.18	\$14.58
1138602D	60"-2 Door	16/5	\$21.06	\$16.69
1138722D	72"-2 Door	19/5	\$23.90	\$18.73
1138964D	96"-4 Door	27/5	\$43.01	\$34.50



# Multiple-Door Sliding Door Hardware

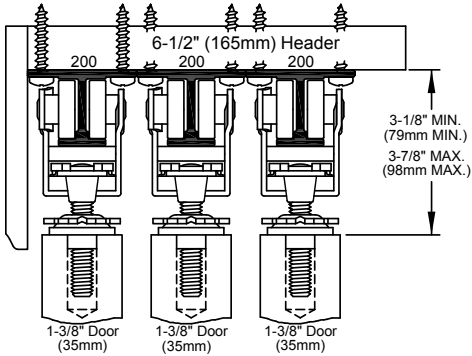
## 200MD, 100MD, 111MD



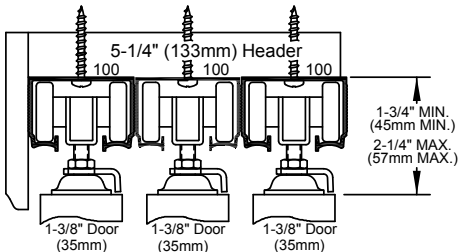
Shown below are typical 3 track layouts for 1-3/8" doors. Other door thicknesses may be used. For thicker doors, the tracks must be spaced further apart and a wider header may be necessary. Also, more than 3 tracks may be used by extending the header and using other track combinations as required.



### 200MD Series-400 lbs. Doors



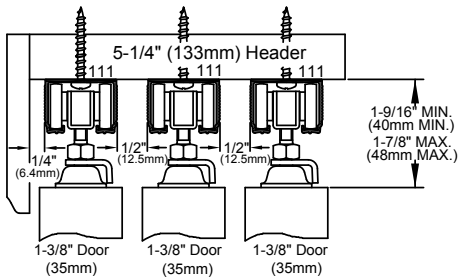
### 100MD Series-200 lbs. Doors



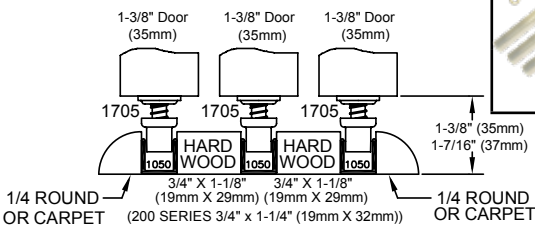
**SOFT-Close/Open**

Compatible

### 111MD Series-150 lbs. Doors



### 1050 Bottom Track- Included w/ all Sets



All nosing and hardware filler supplied by others. Surface mount shown/ Bottom channel may be recessed into floor. Spacing and dimensions will vary with other door thicknesses.

Tracks can be cut down for smaller openings.

### 6', 8', and 9' Sets Utilizing 200, 100, and 111 Hardware Sets.

200MD Series Hardware Sets- 400lbs Doors (min 1-1/8" thick)					
Set Image	Part #	Track Length	Max Door Width (ea)	Max Door Weight (ea)	Set Price
	200M0723	70" 1829mm	24" x 3 610mm x 3	400 lbs. 182 kgs.	\$371.53
	200M0963	94" 2438mm	32" x 3 813mm x 3	400 lbs. 182 kgs.	\$424.05
	200M1083	106" 2692mm	36" x 3 914mm x 3	400 lbs. 182 kgs.	\$480.09
	200M1443	142" 3657mm	48" x 3 1219mm x 3	400 lbs. 182 kgs.	\$535.24
Set consists of 3-200 tracks, 3-1050 bottom tracks, 6-2020 hangers, 6-1705 guides, and 2-2055 track stops.					

100MD Series Hardware Sets- 200lbs Doors (min 1" thick)					
Set Image	Part #	Track Length	Max Door Width (ea)	Max Door Weight (ea)	Set Price
	100M0723	70" 1829mm	24" x 3 610mm x 3	200 lbs. 91 kg.	\$174.08
	100M0963	94" 2438mm	32" x 3 813mm x 3	200 lbs. 91 kg.	\$202.87
	100M1083	106" 2692mm	36" x 3 914mm x 3	200 lbs. 91 kg.	\$238.66
	100M1443	142" 3657mm	48" x 3 1219mm x 3	200 lbs. 91 kg.	\$268.24
Set consists of 3-100 tracks, 3-1050 bottom tracks, 6-1125 hangers, 6-1705 guides, and 2-1155 track stops.					

111MD Series Hardware Sets- 150lbs Doors (min 3/4" thick)					
Set Image	Part #	Track Length	Max Door Width (ea)	Max Door Weight (ea)	Set Price
	111M0723	70" 1829mm	24" x 3 610mm x 3	150 lbs. 68 kgs.	\$145.26
	111M0963	94" 2438mm	32" x 3 813mm x 3	150 lbs. 68 kgs.	\$170.52
	111M1083	106" 2692mm	36" x 3 914mm x 3	150 lbs. 68 kgs.	\$200.03
	111M1443	142" 3657mm	48" x 3 1219mm x 3	150 lbs. 68 kgs.	\$222.04
Set consists of 3-111 tracks, 3-1050 bottom tracks, 6-1025 hangers, 6-1705 guides, and 2-1155 track stops.					

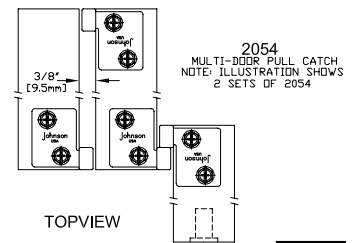


**2054 PLBG**  
MULTI PULL CATCH

**2054PLBG**

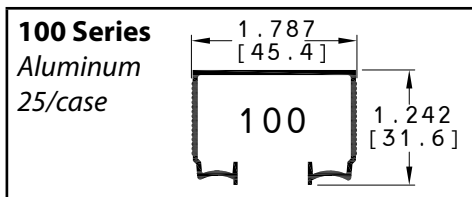
Multi Pull Catch

\$8.00

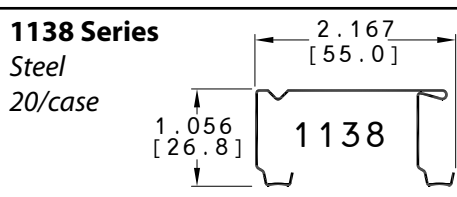


TOPVIEW

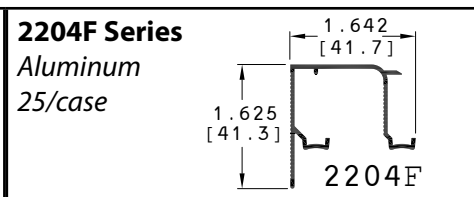
USE 150 EDGE PULL ON LEAD DOOR



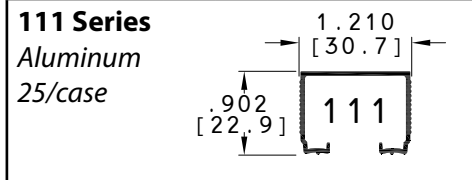
36"	48"	60"	72"	96"	106"	120"	144"	192"
9.35	12.24	15.23	17.97	24.43	31.92	31.92	37.66	48.57



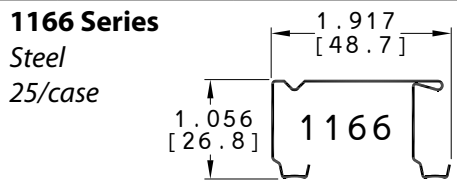
47"	59"	71"	94"	106"	120"	144"	192"
8.59	10.70	12.74	17.02	22.80	22.80	26.75	34.65



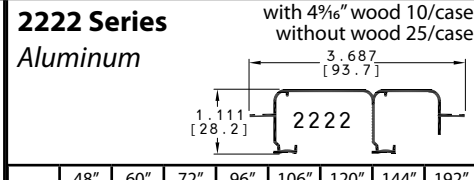
48"	60"	72"	96"	106"	120"	144"	192"
13.33	16.38	19.44	25.84	32.99	32.99	38.84	51.18



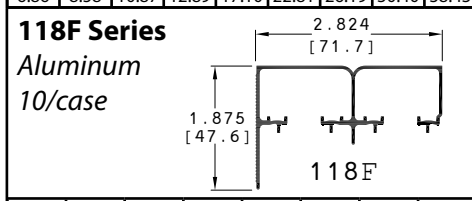
36"	48"	60"	72"	96"	106"	120"	144"	192"
6.86	8.58	10.87	12.89	17.10	22.81	26.19	30.40	38.43



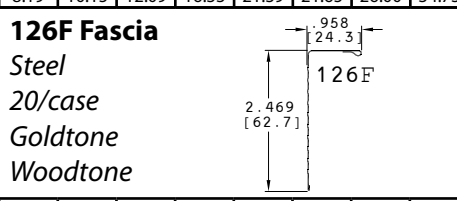
47"	59"	71"	94"	106"	120"	144"	192"
8.19	10.15	12.09	16.33	21.39	21.65	26.00	34.73



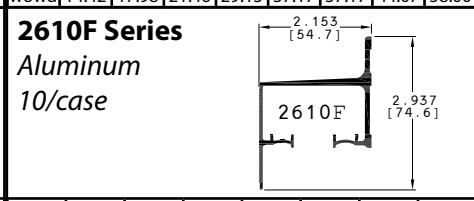
	48"	60"	72"	96"	106"	120"	144"	192"
w/wd	27.81	34.04	40.40	54.21				
wowd	14.42	17.98	21.46	29.13	37.17	37.17	44.07	58.00



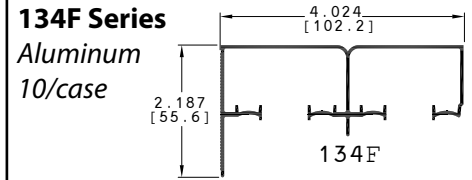
48"	60"	72"	96"	106"	120"	144"	192"
22.12	27.32	32.56	42.67	53.85	53.85	64.07	84.86



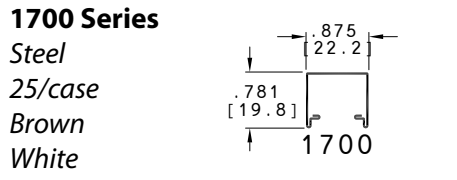
48"	60"	72"	96"	106"	120"	144"	192"
6.43	7.81	9.24	12.15	16.12	16.12	20.41	29.10



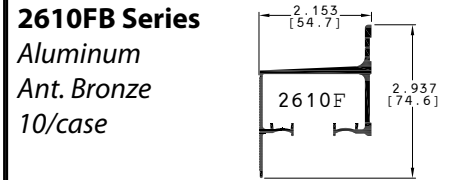
48"	60"	72"	96"	106"	120"	144"	192"
31.87	39.86	46.91	62.12	78.38	78.38	93.03	123.71



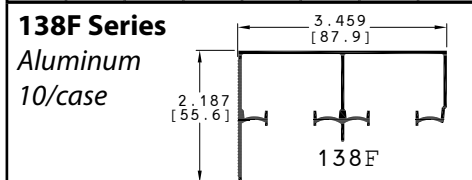
48"	60"	72"	96"	106"	120"	144"	192"
32.15	40.23	47.24	63.39	80.90	80.90	95.95	126.31



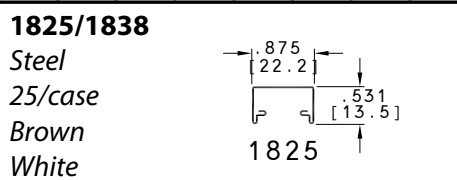
24"	30"	32"	36"	48"	60"	72"	96"
2.97	3.60	4.10	4.20	5.38	6.63	7.88	11.16



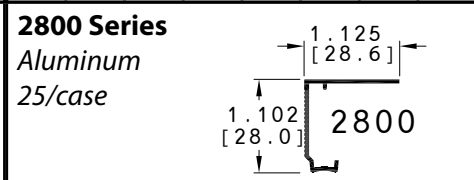
48"	60"	72"	96"	106"	120"	144"	192"
60.78	75.95	89.60	120.62	150.68	150.68	178.98	238.19



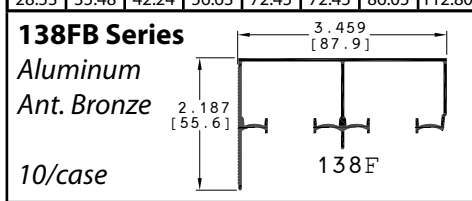
48"	60"	72"	96"	106"	120"	144"	192"
28.53	35.48	42.24	56.63	72.45	72.45	86.05	112.80



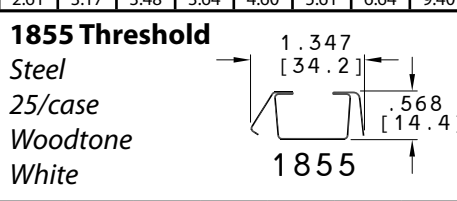
24"	30"	32"	36"	48"	60"	72"	96"
2.61	3.17	3.48	3.64	4.60	5.61	6.64	9.40



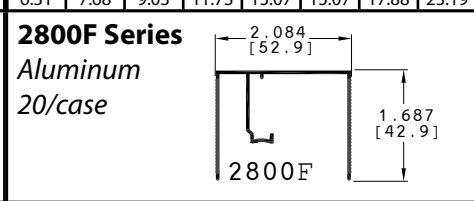
48"	60"	72"	96"	106"	120"	144"	192"
6.31	7.68	9.03	11.73	15.07	15.07	17.88	23.19




48"	60"	72"	96"	106"	120"	144"	192"
57.47	71.85	85.13	113.86	145.15	145.15	171.76	227.17



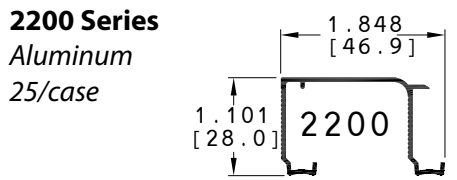
24"	30"	36"	48"	60"	72"	96"
3.55	4.33	5.04	6.47	8.03	9.51	12.94



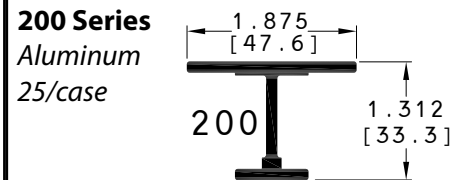
48"	60"	72"	96"	106"	120"	144"	192"
18.83	23.38	27.45	36.85	46.86	46.86	55.35	73.30



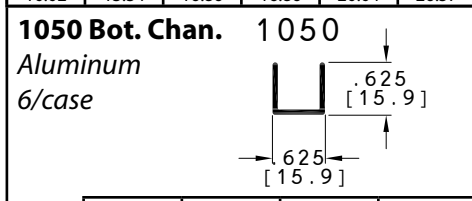
24"	30"	32"	36"	48"	60"
3.67	4.50	4.74	5.24	6.79	8.41
72"	96"	106"	120"	144"	192"
10.02	13.34	16.86	16.86	20.04	26.57



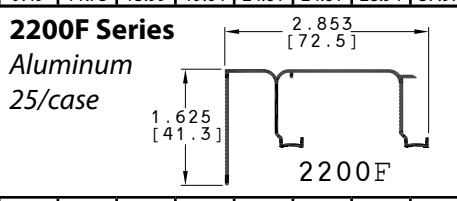
47"	59"	71"	94"	106"	120"	144"	192"
9.49	11.75	13.99	19.04	24.61	24.61	28.94	37.97



48"	60"	72"	96"	106"	120"	144"	192"
29.85	36.34	42.56	55.04	70.93	70.93	84.23	109.37



72"	96"	106"	144"
8.85	11.35	13.80	16.43



48"	60"	72"	96"	106"	120"	144"	192"
14.52	17.91	21.36	28.75	36.51	36.51	43.33	57.18

Note: Cutting charge of \$2.00 for less than 100 pieces of non-standard sizes.

Drawings not to scale

List Prices Based on Full Carton Quantity



<b>G1738</b> COMBINATION SLIDING-FOLDING DOOR ASSORTMENT 5-1700363H, 10-1700486H, 5-1700606H, 5-1700726H, 10-1138482D, 5-1138602D, 5-1138722D	G1738	\$1227.20
<b>G2200F</b> SLIDING DOOR ASSORTMENT 20-2200F481, 10-2200F601, 10-2200F721	G2200F	\$1109.40
<b>G40</b> 4' MODULAR COMB. SLIDING-FOLDING-POCKET-REPLACEMENT ASSORTMENT (CONSISTS OF THE FOLLOWING G41 AND G42 2' MODULAR SETS)	G40 G40MINI	\$2521.51 \$1021.80
<b>G41</b> 2' COMBINATION SLIDING-FOLDING-POCKET ASSORTMENT 5-1166G482, 5-1166G602, 5-1166G722, 5-100721DR, 2-153068PF 5-1700363H, 5-1700486H, 5-1700606H, 5-1700726H	G41 G41MINI	\$1355.41 \$676.90
<b>G42</b> 2' ACCESSORY ASSORTMENT 5-1601218P, 5-2216PPK2, 5-2238PPK2, 5-2136PPK1, 5-1836PPK1, 10-2376PPK2, 10-2378PPK2, 10-2336PPK2, 10-2338PPK2, 10-2135PPK1, 10-1832PPK3, 10-1817PPK3, 10-1808PPK1, 5-1555PPK3, 5-152115P1, 10-150-15P1, 5-1500PPK3, 5-1700PPK3, 10-1703PPK2, 10-1805PPK2, 10-15-15PK3, 10-33--PPK2, 10-2155PPK1, 5-1575PPK3, 10-2312PPK1, 10-1833PPK3	G42 G42MINI	\$1166.10 \$344.90
<b>G44</b> (SAME AS G40 EXCEPT W/2200 ALUMINUM TRACK)	G44 G44MINI	\$2554.96 \$1035.18
<b>G45</b> (SAME AS G41 EXCEPT W/2200 ALUMINUM TRACK)	G45 G45MINI	\$1388.86 \$690.28
<b>G60</b> 6' MODULAR COMB. SLIDING-FOLDING-POCKET-REPLACEMENT ASSORTMENT (CONSISTS OF THE FOLLOWING G61, G62, AND G63 2' MODULAR SETS)	G60 G60MINI	\$4126.29 \$1946.40
<b>G61</b> 2' COMBINATION SLIDING-FOLDING ASSORTMENT 10-1166G482, 5-1166G602, 5-1166G722, 5-100721DR, 5-1700363H, 5-1700486H, 5-1700606H, 5-1700726H, 4-2610F721	G61 G61MINI	\$1482.60 \$619.60
<b>G62</b> 2' ACCESSORY ASSORTMENT 5-1601218P, 5-2216PPK2, 5-2238PPK2, 5-2136PPK1, 5-1836PPK1, 10-2376PPK2, 10-2378PPK2, 10-2336PPK2, 10-2338PPK2, 10-2135PPK1, 10-1832PPK3, 10-1817PPK3, 10-1808PPK1, 5-1700PPK3, 10-1703PPK2, 10-1805PPK2, 10-15-15PK3, 10-33--PPK2, 10-2155PPK1, 10-2312PPK1, 10-1833PPK3 10-35-15PK2, 10-30-15PK2, 10-40-15PK2, 36--PPK2, 10-1823PPK2, 10-21-15PK2	G62 G62MINI	\$1117.00 \$291.54
<b>G63</b> 2' POCKET DOOR FRAME AND ACCESSORY ASSORTMENT 2-153068SC, 2-153068PF 3-15113068, 5-1060SOFT, 10-1555PPK3, 5-152115P1, 10-150-15P1, 5-1500PPK3,	G63 G63MINI	\$1526.69 \$1035.26
<b>G64</b> (SAME AS G60 EXCEPT W/2200 ALUMINUM TRACK)	G64	\$4171.04
<b>G65</b> (SAME AS G61 EXCEPT W/2200 ALUMINUM TRACK)	G65	\$1527.35
<b>MINI1601</b> FULL ACCESS FOLDING DOOR HARDWARE 10-1601218P SETS AND WORKING DISPLAY MODEL	MINI1601	\$347.70
<b>W10</b> COMBINATION UNIVERSAL SLIDING/FOLDING REPL PARTS 5-2216PPK2, 5-2238PPK2, 5-2136PPK1, 5-1836PPK1, 10-2376PPK2, 10-2378PPK2, 10-2336PPK2, 10-2338PPK2, 10-2135PPK1, 10-1832PPK3 10-1817PPK3, 10-1808PPK1, 10-2312PPK1, 10-1833PPK3	W10 W10MINI	\$449.90 \$103.66
<b>W11</b> UNIVERSAL SLIDING DOOR REPLACEMENT PARTS 5-2216PPK2, 5-2238PPK2, 5-2136PPK1, 5-2156PPK3, 5-2155PPK1, 5-2312PPK1 5-15-15PK3, 10-2376PPK1, 10-2378PPK1, 10-2336PPK1, 10-2338PPK1 10-2135PPK1	W11	\$341.60
<b>W12</b> UNIVERSAL FOLDING DOOR REPLACEMENT PARTS 5-33--PPK2, 5-1836PPK1, 10-1832PPK3, 10-1817PPK3, 10-1808PPK1, 10-1823PPK2, 10-1703PPK2, 10-1805PPK2, 10-1833PPK3	W12	\$265.30










\*Mini Assortments include two of each item\*

Add 25% for less than full carton quantities.



# BUBBLE PACKED PARTS AND ACCESSORIES
















































KNOBSPULLS	PART #	Lbs./CT	LIST	KNOBSPULLS	PART #	LBS/CT	LIST
<b>15</b> 3/4" Round Brass Plated Steel Pull 4 per Pack	 15-3PPK3 15-15PK3	.6/10	4 per Pack \$3.07	<b>35</b> 1 3/8" x 3" Plated Steel Pull US3/US5/US15 Bright Brass/Ant. Brass/Sat. Nickel	 35-3PPK2 35-5PPK2 35-15PK2	1.4/10	2 per Pack \$5.25
<b>21</b> 2 1/2" Plated Steel US3/US5/US15 Dummy Pull Bright Brass/Ant. Brass/Sat. Nickel	 21-3PPK2 21-5PPK2 21-15PK2	2/10	2 per Pack \$9.03	<b>36</b> 1 3/4" Dia. Wood(Birch) Knob	 36--PPK2	1.3/10	2 per Pack \$3.45
<b>30</b> 2 1/8" Plated Steel US3/US5/US15 Pull Bright Brass/Ant. Brass/Sat. Nickel	 30-3PPK2 30-5PPK2 30-15PK2	1.7/10	2 per Pack \$6.30	<b>38</b> 1 1/2" Dia. Bright Brass Knob	 38-3PPK1	1.5/10	1 per Pack \$2.63
<b>33</b> 1 3/4" Dia. Woodtone Styrene Knob	 33--PPK2	1.1/10	2 per Pack \$2.09	<b>40</b> 1 3/8" x 3" Plated Steel Pull US3/US15 Bright Brass/Ant. Brass/Sat. Nickel	 40-3PPK2 40-15PK2	1.4/10	2 per Pack \$5.25
				<b>150</b> Die Cast Bright Brass Finish Edge Pull US3 and US15	 150-3PK1 150-15P1	1.3/10	1 per Pack \$5.34

# BUBBLE PACKED PARTS AND ACCESSORIES




















<b>107PIV-S</b> Pivot Set 	5.5/10 \$5.42 1 Set/Pk.	<b>1606PLB2</b> Hinge Brown 	3.8/10 \$6.94 2 Ea./Pk.	<b>1832PPK3</b> Univ Pivot 	1.3/10 \$3.46 1 Set/Pk.	<b>2226PPK2</b> Hanger 1/16" Offset 	3.5/10 \$6.83 2 Ea./Pk.
<b>109PIV-S</b> Pivot Set 	9.1/10 \$11.22 1 Set/Pk.	<b>1700PPK3</b> Bifold Hdwe 	4.8/10 \$11.22 1 Set/Pk.	<b>1833PPK3</b> Univ Snubber 	.8/10 \$2.03 1 Set/Pk.	<b>2228PPK2</b> Hanger 3/8" Offset 	3.7/10 \$6.83 2 Ea./Pk.
<b>118PIV-S</b> Pivot Set 	2.2/10 \$4.08 1 Set/Pk.	<b>1703PPK2</b> Hinge 	3.2/10 \$4.49 2 Ea./Pk.	<b>1836PPK1</b> Carpet Riser (FD) 	1.4/10 \$2.75 1 Ea./Pk.	<b>2238PPK2</b> Hanger 3/8" Offset 	2.6/10 \$4.13 2 Ea./Pk.
<b>119PIV-S</b> Pivot Set 	4/10 \$8.80 1 Set/Pk.	<b>1706PLB3</b> Pivots 	1.9/10 \$3.04 1 Set/Pk.	<b>1875PLBG</b> Pivots 	1.4/10 \$4.78 1 Set/Pk.	<b>2255PLBG</b> 4 Dr. Stop Kit 	2/10 \$6.70 1 Set/Pk.
<b>209PIV-S</b> Pivot Set 	1.6/1 \$28.31 1 Set/Pk.	<b>1743PLBG</b> Hinge 	1.3/10 \$5.47 2 Ea./Pk.	<b>2006PLBG</b> Wall Mount Bracket 	2.8/10 \$18.02 1 Ea./Pk.	<b>2312PPK1</b> Univ. Hngr. 7/8" Whl. 	3/10 \$6.99 1 Ea./Pk.
<b>1120PPK1</b> Hanger 1" Wheel 	7/10 \$8.05 1 Ea./Pk.	<b>1805PPK2</b> Hinge 	2.4/10 \$4.61 2 Ea./Pk.	<b>2041PLBG</b> Hidden PD Guide Kit 	10/10 \$6.71 1 Set/Pk.	<b>2336PPK2</b> Univ. V 1/16" Offset 3/4" Wheel 	2/10 \$4.37 2 Ea./Pk.
<b>1125PPK1</b> Ball Brg. 1" Wheel 	7/10 \$13.46 1 Ea./Pk.	<b>1806PPK3</b> Pivot 	1.5/10 \$4.90 1 Set/Pk.	<b>2050PLBG</b> Conv. Door Kit 	10/10 \$12.21 1 Set/Pk.	<b>2338PPK2</b> Univ. V 3/8" Offset 3/4" Wheel 	2/10 \$4.40 2 Ea./Pk.
<b>1500PPK3</b> 1500 Hdwe. Set 	6.0/10 \$14.03 1 Set/Pk.	<b>1808PPK1</b> Bifold Aligner 	1.2/10 \$2.60 1 Set/Pk.	<b>2135PPK1</b> Guide 	1.3/10 \$2.63 1 Ea./Pk.	<b>2376PPK2</b> Univ. V 1/16" Offset 7/8" Wheel 	2/10 \$4.35 2 Ea./Pk.
<b>1505PPK3</b> Guide/ Bumper 	.7/10 \$2.98 1 Set/Pk.	<b>1817PPK3</b> Bottom Pivot 	2/10 \$2.93 1 Set/Pk.	<b>2136PPK1</b> Carpet Riser (SD) 	1.8/10 \$2.70 1 Ea./Pk.	<b>2378PPK2</b> Univ. V 3/8" Offset 7/8" Wheel 	2.2/10 \$4.39 2 Ea./Pk.
<b>1555PPK3</b> Converge Door Kit 	5.5/10 \$7.12 1 Set/Pk.	<b>1823PPK2</b> Hinge 	2.3/10 \$3.99 2 Ea./Pk.	<b>2155PPK1</b> Bumper 	.8/10 \$3.02 1 Ea./Pk.	<b>2511PPK3</b> Hdwe. Set 	6/10 \$12.49 1 Set/Pk.
<b>1575PPK3</b> 1 3/4" Adpt. Kit 	3/10 \$5.96 1 Set/Pk.	<b>1825PLBG</b> Bifold Hdwe 	3.6/10 \$7.09 1 Set/Pk.	<b>2156PPK3</b> Guide/ Riser Set 	3/10 \$4.03 1 Set/Pk.	<b>2802PLB2</b> Hangers 	3.7/10 \$6.85 2 Ea./Pk.
				<b>2216PPK2</b> Hanger 1/16" Offset 	2.5/10 \$4.10 2 Ea./Pk.		

Bulk Part #		Pkg Lbs.	List Pr.	Bulk Part #		Pkg Lbs.	List Pr.	Bulk Part #		Pkg Lbs.	List Pr.
<b>10</b> Guide		100 1.7	\$ .482	<b>35US3</b> Pull Brt. Brass		50 2.1	\$1.63	<b>1010</b> Pivot Lock		25 8.0	\$3.68
<b>11</b> Guide		100 1.5	\$ .47	<b>35US5</b> Pull Ant. Brass		50 2.1	\$1.63	<b>1011</b> Floor Bracket		25 9.0	\$4.20
<b>12</b> Guide		25 1.1	\$1.07	<b>35US15</b> Pull Sat. Nickel		50 2.1	\$1.46	<b>1020</b> Hanger ¾" Wheel		50 6.0	\$3.74
<b>13</b> Plug		100 1.0	\$ .512	<b>36</b> Knob Wood		100 3.6	\$ .677	<b>1021</b> 1020/1025 Door Plate		100 4.5	\$1.07
<b>15US3</b> ¾" Pull Brt. Brass		100 0.7	\$ .208	<b>37</b> Knob White		100 3.0	\$ .400	<b>1025</b> Ball-Bearing ¾" Wheel		50 7.0	\$8.08
<b>15US15</b> ¾" Pull Sat. Nickel		100 0.7	\$ .213	<b>38</b> Knob Brt. Brass		100 4.7	\$1.22	<b>1026</b> ¾" door Side Mount		25 6.0	\$9.60
<b>21US3</b> 2½" Pull Brt. Brass		25 1.4	\$2.44	<b>40US3</b> Pull Brt. Brass		50 2.2	\$1.64	<b>1027</b> 1½" door Side Mount		25 6.0	\$9.60
<b>21BLK</b> 2½" Pull Black		25 1.4	\$2.01	<b>40US15</b> Pull Sat. Nickel		50 2.2	\$1.43	<b>1028</b> 1¾" door Side Mount		25 6.0	\$9.60
<b>21US15</b> 2½" Pull Sat. Nickel		25 1.4	\$2.44	<b>101</b> Univ. Guide		50 2.3	\$1.43	<b>1032</b> ¾" door Door Plate		25 3.8	\$2.38
<b>30US3</b> 2½" Pull Brt. Brass		100 5.4	\$1.64	<b>150US3</b> Edge Pull Brt. Brass		25 2.0	\$3.75	<b>1033</b> 1½" door Door Plate		25 3.8	\$2.38
<b>30BLK</b> 2½" Pull Black		100 5.4	\$1.15	<b>150US15</b> Edge Pull Sat. Nic.		25 2.0	\$3.75	<b>1034</b> 1¾" door Door Plate		25 3.8	\$2.38
<b>30US15</b> 2½" Pull Sat. Nickel		100 5.4	\$1.64	<b>1001</b> Top Pivot		25 5.0	\$1.51	<b>1120</b> Hanger 1" Wheel		50 12	\$4.46
<b>30WHT</b> 2½" Pull White		100 5.4	\$1.15	<b>1002</b> 1½" Door Top Pivot		25 7.5	\$3.07	<b>1121</b> 1120/1125 Door Plate		100 8.0	\$1.29
<b>32</b> Knob Acrylic		25 1.3	\$9.43	<b>1003</b> 1¾" Door Top Pivot		25 7.5	\$3.07	<b>1122</b> 1½" door Door Plate		25 7.2	\$3.13
<b>33</b> Knob Brown		100 3.0	\$ .405	<b>1004</b> 1¾" Door Top Pivot		25 7.5	\$3.07	<b>1123</b> 1¾" door Door Plate		25 7.2	\$3.13

Bulk Part #	Pkg Lbs.	List Pr.	Bulk Part #	Pkg Lbs.	List Pr.	Bulk Part #	Pkg Lbs.	List Pr.
<b>1124</b> 1¾" door Door Plate 	25 7.2	\$3.13	<b>1704</b> ¾" Floor Bracket 	25 4.2	\$3.57	<b>1731</b> Bot. Guide ¾" Doors 	25 3.2	\$2.02
<b>1125</b> Ball-Bearing 1" Wheel 	50 16	\$10.65	<b>1705</b> Guide 	100 5.5	\$ .941	<b>1732</b> Bot. Guide 1½" Doors 	25 3.2	\$2.04
<b>1126</b> 1½" door Side Mount 	25 11	\$11.81	<b>1706</b> Bot. Pivot Long 	100 5.3	\$ .818	<b>1733</b> Bot. Guide 1¾" Doors 	25 3.4	\$1.93
<b>1127</b> 1¾" door Side Mount 	25 11	\$11.81	<b>1707</b> Bottom Pivot 	100 4.8	\$ .652	<b>1741</b> Shutter Bracket 	25 2.6	\$2.39
<b>1128</b> 1¾" door Side Mount 	25 11	\$11.81	<b>1710</b> Pivot Lock 	50 2.7	\$1.55	<b>1742</b> Shutter Hanger 	25 1.1	\$4.56
<b>1155</b> Track Stop 	100 3.8	\$1.08	<b>1711</b> Jamb Bracket 	50 8.2	\$2.32	<b>1743</b> Shutter. Hinge 	100 4.6	\$2.52
<b>1461</b> Bottom Piv Socket 	50 2.5	\$1.96	<b>1712</b> Adjusting Wrench 	100 2.5	\$ .287	<b>1744</b> ¾" High Dbl. Floor Brckt 	25 8.2	\$6.51
<b>1513</b> Bumper 	100 1.0	\$ .265	<b>1713</b> Snubber 	100 2.6	\$ .65	<b>1754</b> 1¼" High Dbl. Floor Brckt 	25 11	\$7.00
<b>1550</b> Guide 	100 2.5	\$ .405	<b>1714</b> 1¼" Floor Bracket 	25 5.5	\$3.59	<b>1771</b> Top Pivot ¾" Sidemount 	25 4.3	\$2.30
<b>1602ZCWH</b> White Drywall Hinge 	50 10	\$2.18	<b>1721</b> Top Pivot ¾" Doors 	25 3.1	\$1.64	<b>1773</b> Bot. Pivot ¾" Sidemount 	25 4.2	\$2.28
<b>1605S3WT</b> Brown Drywall Hinge 	50 10	\$3.29	<b>1723</b> Bot. Pivot ¾" Doors 	25 2.9	\$1.62	<b>1774</b> Bot. Guide ¾" Sidemount 	25 4.6	\$2.71
<b>1603ZCWH</b> White Hinge 	50 8.2	\$1.99	<b>1724</b> Top Pivot 1½" Doors 	25 3.2	\$1.67	<b>1775</b> Doorkeeper 	25 1.4	\$2.17
<b>1606S3WT</b> Brown Hinge 	50 8.2	\$2.97	<b>1727</b> Bot. Pivot 1½" Doors 	25 3.0	\$1.64	<b>1801</b> ⅞" dia Top Pivot/Guide. 	100 3.6	\$ .897
<b>1701</b> Top Pivot 	100 5.4	\$ .667	<b>1728</b> Top Pivot 1¾" Doors 	25 3.3	\$1.56	<b>1804</b> Floor Bracket 	25 2.0	\$1.52
<b>1703</b> Hinge 	100 14	\$1.35	<b>1730</b> Bot. Pivot 1¾" Doors 	25 3.2	\$1.54	<b>1805</b> Hinge 	100 8.5	\$ .884



Bulk Part #		Pkg Lbs.	List Pr.	Bulk Part #		Pkg Lbs.	List Pr.	Bulk Part #		Pkg Lbs.	List Pr.
<b>1807</b> 7/16" Dia Bot. Pivot.		100 4.4	\$ .791	<b>1972</b> Top Guide 3/4" Sidemount		25 4.4	\$2.78	<b>2023</b> 1 3/4" Side Mnt Hanger		30 25	\$28.74
<b>1808</b> 4-Door Aligner		100 7.5	\$ .618	<b>2001</b> Top Pivot Bifold		25 6.0	\$3.62	<b>2024</b> 2 1/4" Side Mnt Hanger		30 25	\$28.74
<b>1810</b> Pivot Socket		50 2.8	\$1.13	<b>2002</b> Bifold Guide		25 23	\$23.61	<b>2030</b> Heavy Duty Slender Guide		25 2.6	\$3.36
<b>1811</b> Jamb Bracket		50 5.0	\$1.16	<b>2003</b> Ball-Bearing Hinge 'pair'		10 pr. 8.5	\$10.87	<b>2031</b> Heavy Duty Single Guide		25 6.0	\$3.52
<b>1812</b> Snubber 2 Door		100 1.2	\$ .336	<b>2004</b> 1 3/8" Side Mnt Bifold Hanger		25 25	\$25.32	<b>2032</b> Side Mount 1 3/8" DR Guide		25 4.9	\$3.28
<b>1814</b> Snubber 4 Door		100 1.7	\$ .403	<b>2005</b> 1 3/4" Side Mnt Bifold Hanger		25 25	\$25.32	<b>2033</b> Side Mount 1 3/4" DR Guide		25 4.9	\$3.28
<b>1815</b> Hinge		100 8.0	\$ .783	<b>2007</b> Bot. Piv Bifold.		25 10	\$6.85	<b>2034</b> Guide 1 3/4" Doors		25 12	\$4.68
<b>1823</b> Hinge		100 9.3	\$1.12	<b>2008</b> 2 1/4" Side Mnt Bifold Hanger		25 25	\$25.32	<b>2035</b> Guide 1 3/8" Doors		25 12	\$4.53
<b>1831</b> 3/8" dia Top Pivot/Guide		100 3.5	\$ .724	<b>2010</b> Pivot Lock		25 10	\$8.30	<b>2036</b> Side Mount 2 1/4" DR Guide		25 4.9	\$3.28
<b>1836</b> Carpet Riser		25 2.3	\$1.06	<b>2011</b> Floor Bracket		25 9.0	\$4.91	<b>2037</b> Guide 1 3/4" Doors		50 13	\$3.16
<b>1837</b> 3/8" Dia Bot. Pivot		100 4.3	\$ .988	<b>2016</b> 1 3/8" Side Mnt Bifold Plate		25 12	\$5.10	<b>2038</b> Guide 1 3/8" Doors		50 13	\$3.16
<b>1861</b> Jamb Bracket		50 2.5	\$ .786	<b>2017</b> 1 3/4" Side Mnt Bifold Plate		25 12	\$5.10	<b>2040</b> Rout Groove Cover		25 1.3	\$2.11
<b>1922</b> Top Guide 3/4" Doors		25 3.1	\$2.10	<b>2018</b> 2 1/4" Side Mnt Bifold Plate		25 12	\$5.10	<b>2042</b> 1 3/8" Side Mnt Plate		25 11	\$4.01
<b>1926</b> Top Guide 1 1/8" Doors		25 3.5	\$2.13	<b>2020</b> Hanger Sliding Door		25 29	\$27.02	<b>2043</b> 1 3/4" Side Mnt Plate		25 11	\$4.01
<b>1929</b> Top Guide 1 3/8" Doors		25 3.5	\$2.01	<b>2022</b> 1 3/8" Side Mnt Hanger		30 25	\$28.74	<b>2044</b> 2 1/4" Side Mn Plate		25 11	\$4.01

Bulk Part #	Pkg Lbs.	List Pr.	Bulk Part #	Pkg Lbs.	List Pr.	Bulk Part #	Pkg Lbs.	List Pr.
<b>2054PLBG</b> Mult-Door Pull Catch 	10 1.5	\$8.00	<b>2155</b> Door Stop 	50 1.6	\$ .973	<b>2680PLBG</b> End Caps 	50 2.3	\$1.90
<b>2055</b> Track Stop 	25 9.0	\$4.97	<b>2165</b> Track Stop 	100 4.4	\$1.77	<b>2682PLBG</b> End Caps 	50 2.3	\$1.90
<b>2056</b> 2020 Hgr. Retainer 	25 9.0	\$1.38	<b>2175</b> Guide ¾" Doors 	25 1.8	\$2.50	<b>2802</b> Hanger ⅞" Wheel 	50 7.6	\$2.90
<b>2075</b> Glass Door Hanger 	1 2.4	\$49.06	<b>2206</b> Univ. Hanger. ⅙" Offset 	100 7.1	\$ .889	<b>2812</b> Hanger ⅞" Wheel 	50 12	\$4.14
<b>2083</b> Guide Finished Floor 	25 1.5	\$2.31	<b>2208</b> Univ. Hanger. ⅜" Offset 	100 7.1	\$ .902	<b>2815</b> Ball-Bearing ⅞" Wheel 	50 13	\$6.81
<b>2084</b> Guide Subfloor 	25 1.8	\$2.33	<b>2216</b> Hanger. ⅙" Offset 	100 9.7	\$ .978	<b>9027</b> 1⅜" Rod Support 	50 8.5	\$1.31
<b>2118</b> Nylon Guide 1⅞" Doors 	25 2.2	\$2.60	<b>2226</b> Hanger. ⅙" Offset 	50 7.4	\$1.96	<b>9028</b> 1" Rod Support 	50 8.2	\$1.20
<b>2134</b> Guide 1⅞" or 1¾" Doors 	25 2.4	\$2.22	<b>2228</b> Hanger. ⅜" Offset 	50 8.0	\$1.98			
<b>2135</b> Guide ¾" or 1⅜" Doors 	100 7.5	\$1.16	<b>2238</b> Hanger. ⅜" Offset 	100 11	\$ .995			
<b>2136</b> Carpet Riser (Sliding Doors) 	100 4.8	\$1.06	<b>2312</b> Univ. Hanger ⅞" Whl-V Trk 	50 11	\$5.11			
<b>2138</b> Nylon Guide 1⅜" Doors 	100 1.6	\$1.01	<b>2551</b> Pocket Guide 1⅜" Doors 	50 1.2	\$ .435			

## Policy Information

### General

This price list supercedes all previous price lists. Prices, specifications and designs are subject to change without notice.

### Terms

All invoices are net 30 Days. A delinquent fee of 1½% per month will be assessed on all unpaid invoices over 30 days old

### Returned Goods

All goods being returned for credit must have prior written factory authorization, which will specify the exact items being returned, the quantities involved and the condition of the goods. Credit for returned goods MUST be applied to future orders (no checks issued). Goods are to be returned to us freight prepaid and will be subject to a 25% handling, inspection, and restocking charge. No credit issued on non-stock items or items more than one year old. Credit is good for one year from date we received the return. After one year, it expires.

### Cancellation

Orders for special goods, accepted by us and placed in production, are non-cancellable except by written consent and are subject to a 25% minimum service charge.

### Broken Packages

Prices shown are for FULL Standard packages (unless otherwise specified). Add 25% for less than full case/carton packing quantity. We reserve the right to increase an order to a standard package unless specifically informed to ship exact quantities only.