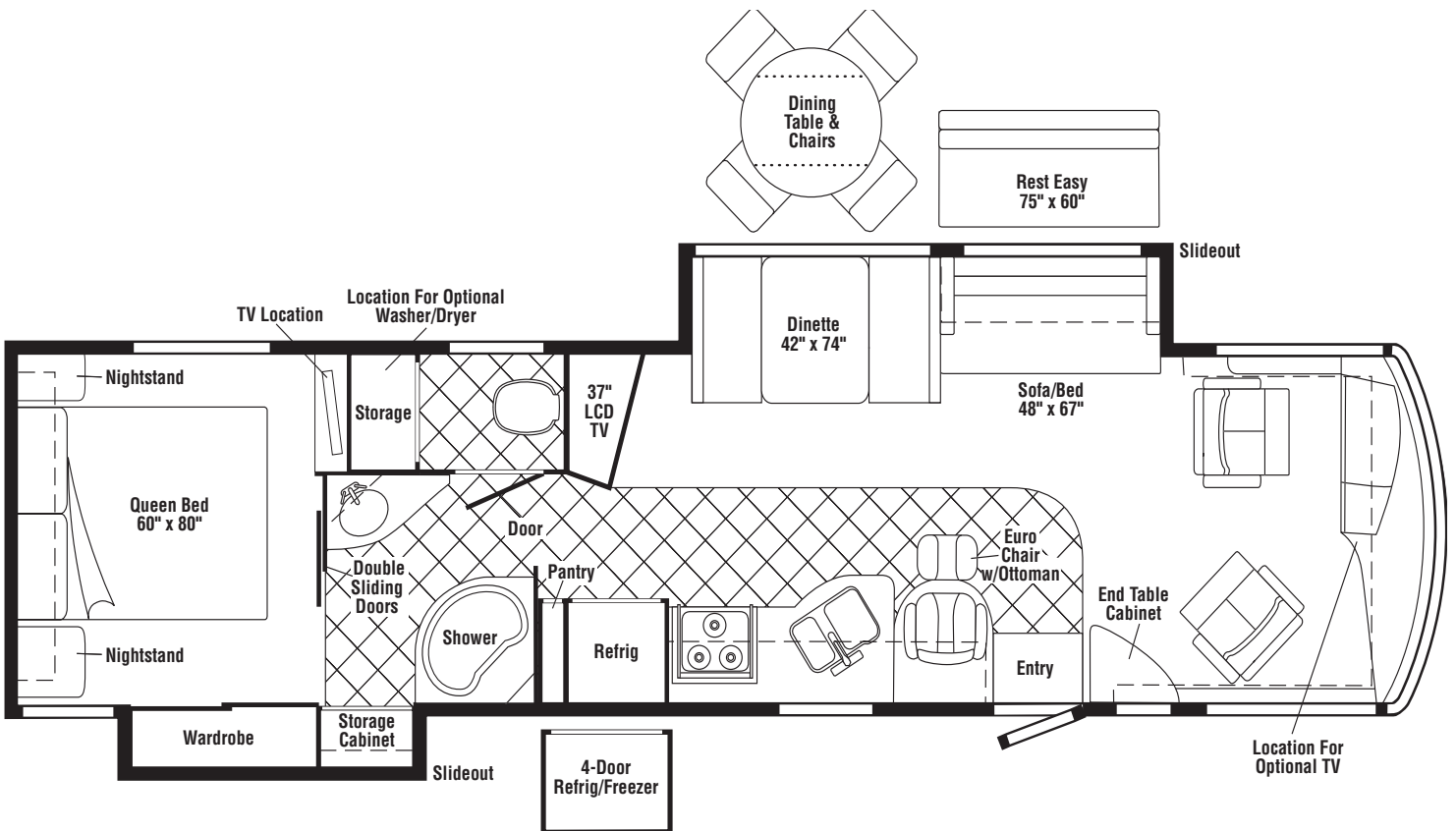


**2009  
LATITUDE  
IKM37G  
M-SERIES  
HONEY CHERRY W/MAPLE ACCENTS**

- Y71 RAIN BARREL
- Y73 ARUBA SANDS
- Y75 COCOA BEACH
- HONEY CHERRY**
- Y72 RAIN BARREL
- Y74 ARUBA SANDS
- Y76 COCOA BEACH
- SIERRA MAPLE**
- YP0 RAIN BARREL
- YP3 ARUBA SANDS
- YP6 COCOA BEACH
- CONCERT CHERRY**
- YP1 RAIN BARREL
- YP4 ARUBA SANDS
- YP7 COCOA BEACH
- BELMONT MAPLE**
- YP2 RAIN BARREL
- YP5 ARUBA SANDS
- YP8 COCOA BEACH



**FLOORPLAN**

# CONTENTS

<b>FLOORPLAN</b> .....	<b>1</b>
<b>ACCESSORIES GROUP</b> .....	<b>6</b>
OPERATORS MANUAL .....	6
<b>AUDIO VIDEO GROUP</b> .....	<b>7</b>
RADIO SYSTEM .....	7
REAR MONITOR .....	8
COMPONENT PARTS FOR REAR MONITOR .....	8
144677-10-02A, 144677-11-02A .....	8
<b>CABINET &amp; APPLIANCE GROUP</b> .....	<b>9</b>
CABINET & APPLIANCE LAYOUT .....	9
COMPONENT PARTS FOR CABINET & APPLIANCE LAYOUT .....	21
119267-15-01A .....	21
119267-17-01A .....	21
121569-05-01A, 121569-06-01A, 121569-07-01A .....	21
125242-06-01A .....	27
135065-03-01A, 135065-03-03A, 135065-04-01A .....	37
<b>CHASSIS GROUP</b> .....	<b>39</b>
FRAME .....	39
FRONT END .....	42
AIR INTAKE .....	44
INSULATION .....	45
EXHAUST .....	46
HITCH .....	47
FUEL .....	47
HYDRAULIC LEVELING .....	48
145580-07-000 .....	49
COMPONENT PARTS FOR HYDRAULIC LEVELING .....	49
139644-04-000 .....	49
164877-02-000 .....	49
165119-01-000 .....	49
165119-02-000 .....	49
165120-02-000 .....	49
165179-02-000 .....	49
WHEEL, TIRE, COVERS &/OR LINERS .....	49
COMPONENT PARTS FOR WHEEL, TIRE, COVERS &/OR LINERS .....	49
145580-05-000 .....	49
<b>CURTAIN &amp; CUSHION GROUP</b> .....	<b>50</b>
CURTAIN, CUSHION LAYOUT .....	50
BUCKET SEATS .....	55
SOFA .....	56
COMPONENT PARTS FOR SOFA .....	58
136534-02-000, 136534-03-000, 136534-13-000, 136534-15-000 .....	58
HARDWARE .....	59
ACCESSORIES .....	60
FABRICS .....	61
<b>DRIVERS COMPARTMENT GROUP</b> .....	<b>62</b>
DASH .....	62
FRONT INTERIOR .....	63
COMPONENT PARTS FOR FRONT INTERIOR .....	65
091990-10-01A .....	65
147767-01-000, 147767-02-000 .....	65
CABINETS .....	66

# CONTENTS (CONTINUED)

<b>ELECTRICAL GROUP</b> .....	<b>70</b>
110V BODY WIRING .....	70
12V BODY WIRING .....	73
EXTERIOR LAMPS .....	81
FRONT END .....	84
SIDE TV/DVD .....	88
COMPONENT PARTS FOR WIRING .....	90
076319-23-000 .....	90
076319-25-000 .....	90
091206-04-000 .....	91
093575-46-01A .....	91
134940-08-01A .....	91
137417-01-01A, 137417-03-01A .....	91
137417-02-01A .....	92
137417-06-01A .....	92
151458-01-000 .....	92
153658-02-01A .....	92
163031-01-01A .....	92
163097-01-000 .....	92
163598-01-01A .....	92
164270-01-000 .....	92
164598-01-000 .....	92
166446-01-000 .....	92
CIRCUIT BREAKERS, FUSES & RELAYS .....	93
CONVERTER, INVERTER, LOAD CENTERS .....	94
BOXES & CORDS .....	94
WIRE ASSEMBLIES .....	95
CONNECTORS & CONDUIT .....	96
CHASSIS .....	98
<b>EXTERIOR BODY GROUP</b> .....	<b>100</b>
AIR HORN .....	100
GRAPHICS & PAINT .....	101
PANELS & TRIMS .....	103
COMPONENT PARTS FOR PANELS & TRIMS .....	107
106015-18-01A .....	107
106015-19-01A .....	107
LADDER .....	107
FRONT END .....	108
STRUCTURAL COMPONENTS .....	109
AWNINGS .....	109
<b>EXTERIOR DOORS &amp; COMPARTMENTS GROUP</b> .....	<b>111</b>
DOOR & COMPARTMENT LAYOUT .....	111
COMPONENT PARTS FOR DOOR & COMPARTMENT LAYOUT .....	116
142226-02-01A .....	116
143709-02-01A .....	116
COMPARTMENT DOOR PIECE PARTS .....	117
ENTRY .....	119
SCREEN .....	120
LATCH .....	121

## CONTENTS (CONTINUED)

<b>EXTERIOR SLIDEOUT GROUP</b> .....	<b>122</b>
FRONT LEFT .....	122
COMPONENT PARTS FOR FRONT LEFT .....	124
153651-04-01A .....	124
RIGHT REAR .....	125
<b>GENERATOR GROUP</b> .....	<b>128</b>
DIESEL .....	128
GAS .....	129
<b>HEATING &amp; A/C GROUP</b> .....	<b>130</b>
AUTOMOTIVE .....	130
COMPONENT PARTS FOR AUTOMOTIVE .....	132
072342-15-000 .....	132
072342-17-000 .....	132
072342-26-000 .....	132
072342-28-000 .....	133
072342-29-000 .....	133
103930-55-000 .....	133
103930-61-000 .....	134
FURNACE .....	135
COMPONENT PARTS FOR FURNACE .....	136
143563-02-000 .....	136
CENTRAL .....	138
COMPONENT PARTS FOR CENTRAL .....	139
105620-19-000 .....	139
<b>INTERIOR FINISH GROUP</b> .....	<b>141</b>
MOLDINGS & TRIMS .....	141
PANELING & LAMINATES .....	152
INTERIOR TRIM LAYOUT .....	153
FLOOR COVERINGS .....	156
HARDWARE .....	157
<b>LABELS GROUP</b> .....	<b>163</b>
<b>LP GROUP</b> .....	<b>167</b>
LP SYSTEM .....	167
COMPONENT PARTS FOR LP SYSTEM .....	167
151784-03-000 .....	167
<b>SEALANTS &amp; FASTENERS GROUP</b> .....	<b>168</b>
SEALANTS & ADHESIVES .....	168
BOLTS, NUTS AND WASHERS .....	169
SCREWS .....	171
CLAMPS, CLIPS, GROMMETS, RIVETS & PLUGS .....	174
MISCELLANEOUS FASTENERS .....	175
<b>WATER &amp; SEWAGE GROUP</b> .....	<b>176</b>
DRAINAGE SYSTEM .....	176
COMPONENT PARTS FOR DRAINAGE SYSTEM .....	178
062415-01-000 .....	178
160815-01-01A .....	178
WATER SYSTEM .....	179
COMPONENT PARTS FOR WATER SYSTEM .....	184
129390-03-02A .....	184
145541-01-000 .....	185
151678-01-01A .....	185
151680-01-01A .....	185
155482-01-01A .....	185



## CONTENTS (CONTINUED)

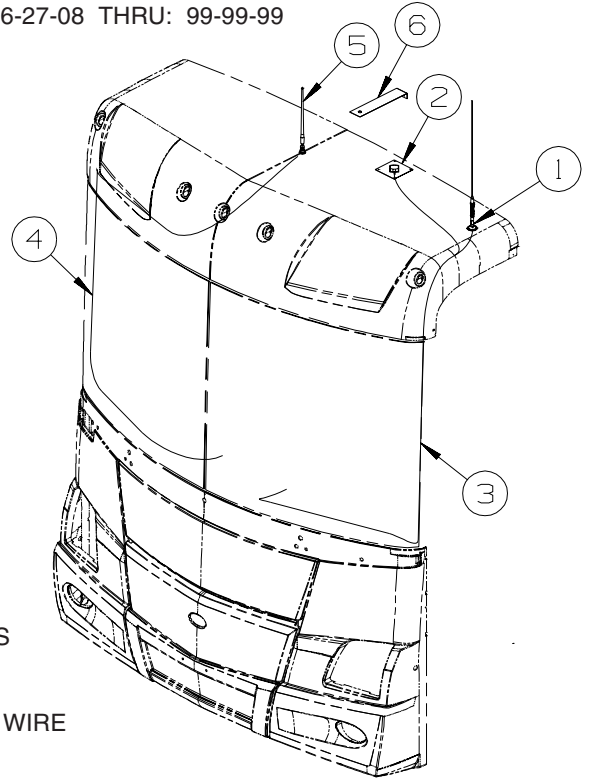
<b>WINDOW &amp; VENTS GROUP .....</b>	<b>186</b>
WINDOW & VENT LAYOUT .....	186
COMPONENT PARTS FOR WINDOW & VENT LAYOUT .....	187
122882-04-01A .....	187
122882-05-01A .....	187
123780-27-01A .....	188
150648-02-01A, 150648-03-01A/03A .....	189
150648-04-01A, 150648-05-01A .....	190
150648-27-01A, 150648-34-01A .....	190
150649-27-01A .....	191
150651-07-01A .....	192
151069-06-01A .....	193
<b>WINDSHIELD &amp; WIPER GROUP .....</b>	<b>194</b>
WINDSHIELD .....	194
WIPER .....	195
COMPONENT PARTS FOR WIPER .....	195
149401-01-000,149401-02-000 .....	195
157512-01-000 .....	195
157531-01-000 .....	195

**ACCESSORIES GROUP**  
**OPERATORS MANUAL**

<b>KEY</b>	<b>PART NUMBER</b>	<b>U/M</b>	<b>DESCRIPTION</b>
	165050-01-000	DW	TOP LEVEL-M,2009
	159842-01-01A	EA	CASE - VINYL - F/MANUALS - W/SLEEVES - BLACK
	158603-09-010	EA	MANUAL/OWNER - SUPPLEMENT - M-SERIES - 2009
	161500-09-018	EA	MANUAL/OWNER - LATITUDE - M SERIES - 2009

## AUDIO VIDEO GROUP RADIO SYSTEM

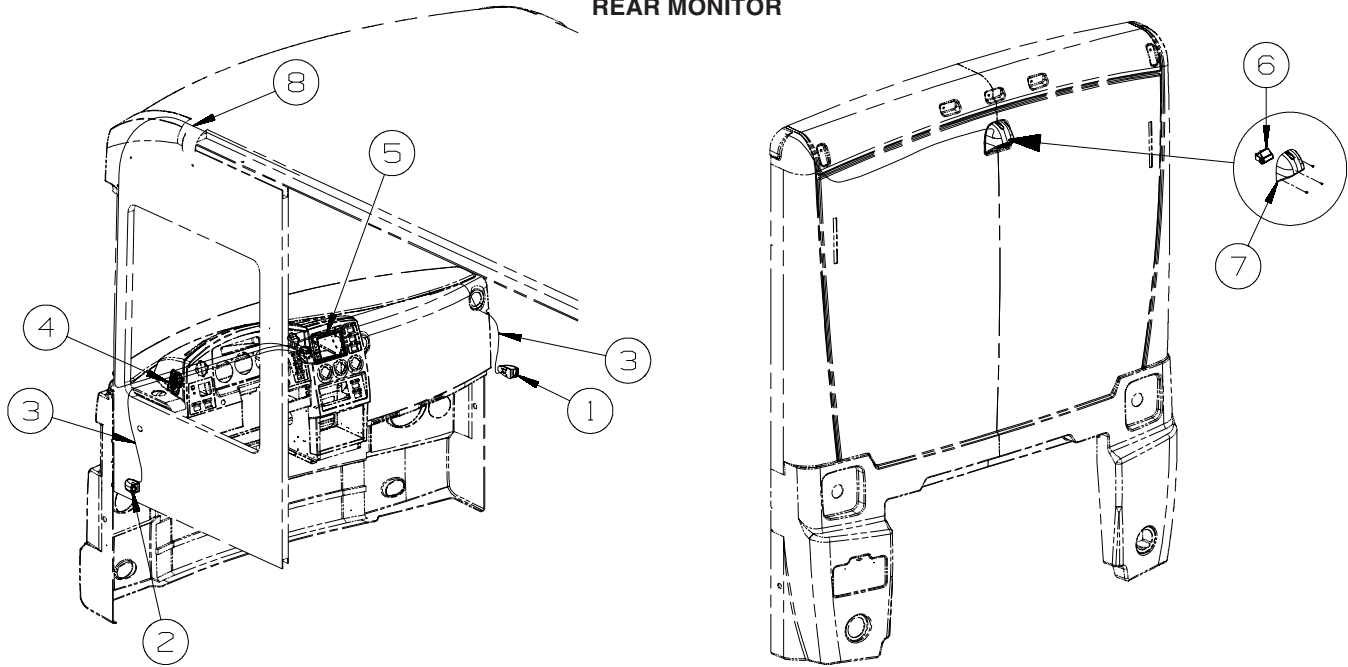
KEY	PART NUMBER	U/M	DESCRIPTION
	163142-09-000	EA	REMOTE CONTROL/RADIO (CREDIT CARD SIZE)
	163142-10-000	EA	REMOTE CONTROL/RADIO (STEERING WHEEL MOUNT) FROM: 00-00-00 THRU: 08-05-08
	163142-13-000	EA	REMOTE CONTROL/RADIO (VIP STEERING WHEEL MOUNT) FROM: 08-06-08 THRU: 99-99-99
	163142-08-000	EA	RADIO-AM/FM/CD/WB - SATELLITE READY - W/12 PIN AMP CNCTR FROM: 00-00-00 THRU: 06-26-08
	163142-15-000	EA	RADIO-AM/FM/CD/WB/G3 - SATELLITE READY -W/12 PIN AMP CNCTR FROM: 06-27-08 THRU: 99-99-99
	163142-11-000	EA	RECEIVER (EYE) - INFRARED
	163142-12-000	EA	CABLE/INTERFACE - I-POD



KEY	PART NUMBER	U/M	DESCRIPTION
1	123256-01-000	EA	ANTENNA - CB - W/O CABLE - 40C
2	158494-01-000	EA	ANTENNA/SATELLITE - RADIO/SIRIUS
2	158494-02-000	EA	CABLE/ANTENNA - SATELLITE RADIO SIRIUS
3	123256-02-000	EA	CABLE - CB - COAX - 40C
4	090944-03-000	EA	CABLE - ANTENNA
5	090944-02-000	EA	ANTENNA - RADIO - 16" RUBBER - W/O LEAD WIRE
6	140600-06-01B	EA	BRACKET/ANTENNA MOUNT - MILL FINISH

## AUDIO VIDEO GROUP (CONTINUED)

### REAR MONITOR



KEY	PART NUMBER	U/M	DESCRIPTION
1*	144677-10-02A	EA	CAMERA - REAR VIEW - WALL MOUNT/RIGHT - PRIMED - 74C
2*	144677-11-02A	EA	CAMERA - REAR VIEW - WALL MOUNT/LEFT - PRIMED - 74C
3	144677-12-000	EA	CABLE - MONITOR/CAMERA - 12' - 74C
4	098819-01-000	EA	SPEAKER - 4" - 2 WATT - 8 OHM
4	093214-01-01A	EA	GRILLE - SPEAKER - 4" - BLACK
5	144677-06-000	EA	MONITOR/BLACK & WHITE - 7"-3 PIN/MECH CONTROLS-RESIZED
5	144677-08-000	EA	MON./BLK & WHT-7"-W/O SIDE CAM./WIRE ASM/CABLE - 74C
6	144677-14-02A	EA	CAMERA - REAR VIEW W/BACKET - BLACK - VBCS150B
7	137919-02-02A	EA	SHROUD - CAMERA/OUTER - BLACK
8	136514-02-000	EA	CABLE - MONITOR/CAMERA

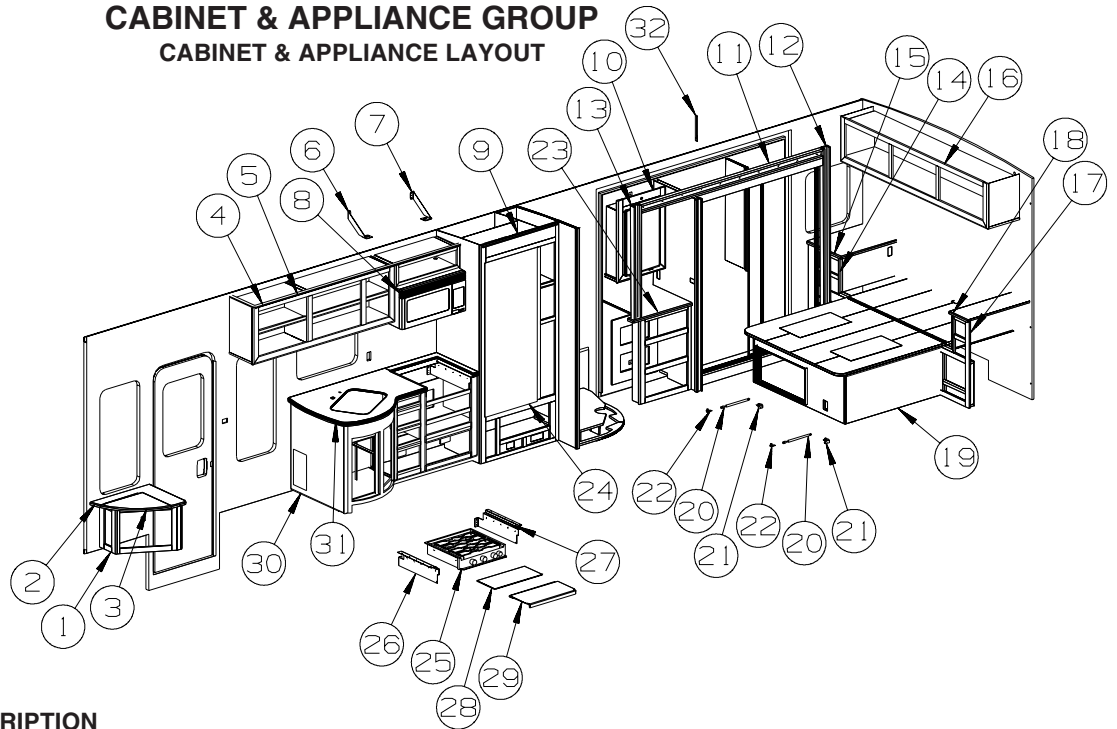
\*COMPONENT PARTS LISTED LATER IN THIS GROUP

### COMPONENT PARTS FOR REAR MONITOR

144677-10-02A, 144677-11-02A

KEY	PART NUMBER	U/M	DESCRIPTION	VENDOR NO.
	144677-10-701	EA	HOUSING/CAMERA-RT/LT-PRIMED	SIDHSGGTR

## CABINET & APPLIANCE GROUP CABINET & APPLIANCE LAYOUT



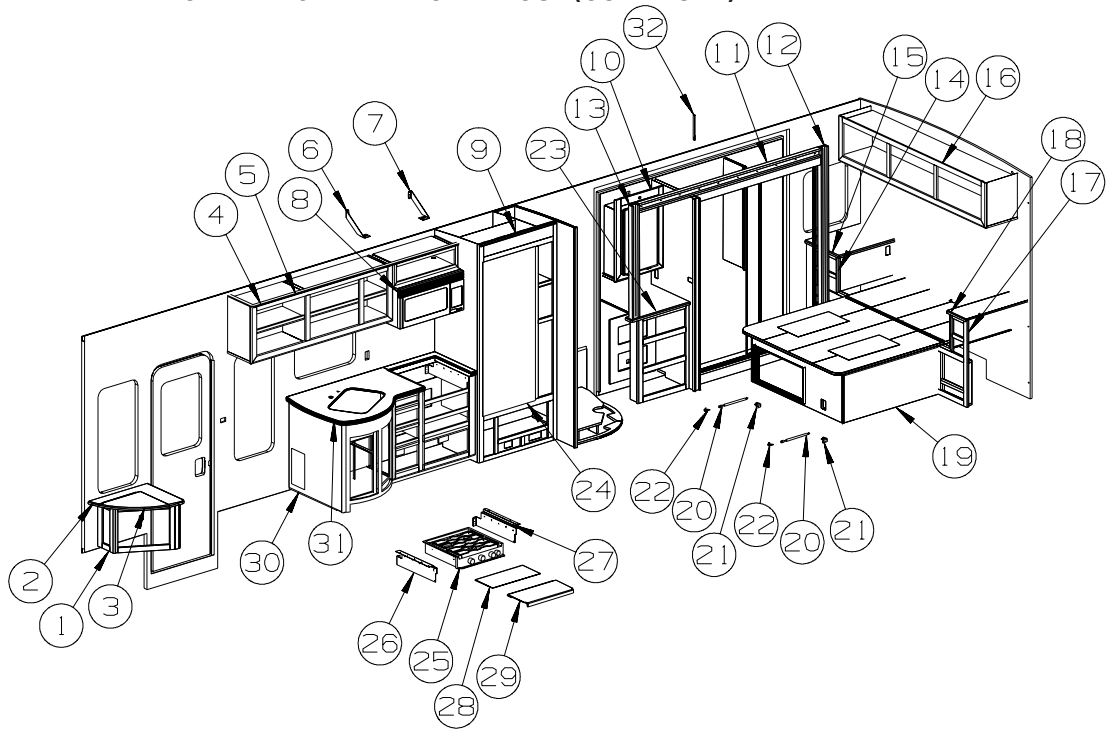
KEY	PART NUMBER	U/M	DESCRIPTION
1	166760-01-YP0	EA	CABINET - END TABLE - W/O COUNTERTOPS/DOORS/HDW - SIERRA MAPLE
1	166760-01-YP1	EA	CABINET - END TABLE - W/O COUNTERTOPS/DOORS/HDW - CONCERT CHERRY
1	166760-01-YP2	EA	CABINET - END TABLE - W/O COUNTERTOPS/DOORS/HDW - BELMONT MAPLE
2	166697-03-YN0	EA	COUNTERTOP - END TABLE - W/HINGED TOP - SIERRA MAPLE
2	166697-03-YN1	EA	COUNTERTOP - END TABLE - W/HINGED TOP - CONCERT CHERRY
2	166697-03-YN2	EA	COUNTERTOP - END TABLE - W/HINGED TOP - BELMONT MAPLE
3	166697-04-YN0	EA	COUNTERTOP - HINGED SECTION ONLY - SIERRA MAPLE
3	166697-04-YN1	EA	COUNTERTOP - HINGED SECTION ONLY - CONCERT CHERRY
3	166697-04-YN2	EA	COUNTERTOP - HINGED SECTION ONLY - BELMONT MAPLE
4	168081-01-YN0	EA	CABINET - OVERHEAD/GALLEY - W/O DOORS/HDW - SIERRA MAPLE
4	168081-01-YN1	EA	CABINET - OVERHEAD/GALLEY - W/O DOORS/HDW - CONCERT CHERRY
4	168081-01-YN2	EA	CABINET - OVERHEAD/GALLEY - W/O DOORS/HDW - BELMONT MAPLE
5	161453-18-04A	EA	MOLDING/ACCENT - OVERHEAD - SIERRA MAPLE
5	161453-18-01A	EA	MOLDING/ACCENT - OVERHEAD - CONCERT CHERRY
5	161453-18-06A	EA	MOLDING/ACCENT - OVERHEAD - BELMONT MAPLE
6	165388-02-02B	EA	BRACKET - MICROWAVE - E-COATED
7	165388-01-02B	EA	BRACKET - MICROWAVE - E-COATED
8*	119267-17-01A	EA	OVEN - MICROWAVE/CONVECTION W/HOOD US - #R-1880LS
8*	119267-15-01A	EA	OVEN - MICROWAVE/NON/CONVECTION W/HOOD US
9			REFRIGERATOR CABINET SEALS
	090329-01-000	FT	SEAL - "T" - REFRIGERATOR CABINET
	100128-02-000	FT	SEAL - FOAM/ADHESIVE BACK - .37" WIDE X .37" THICK X 60'
	154585-02-01A	FT	SEAL - FOAM TAPE - ADHESIVE BACK - 3/4" X 1/2" - BLACK
10	163024-01-YN0	EA	CABINET - OVERHEAD/MEDICINE - W/O DOORS/HDW - SIERRA MAPLE
10	163024-01-YN1	EA	CABINET - OVERHEAD/MEDICINE - W/O DOORS/HDW - CONCERT CHERRY
10	163024-01-YN2	EA	CABINET - OVERHEAD/MEDICINE - W/O DOORS/HDW - BELMONT MAPLE
11	168700-19-YN0	EA	TRIM/MOLDING - CABINET/WARDROBE - SIERRA MAPLE
11	168700-19-YN1	EA	TRIM/MOLDING - CABINET/WARDROBE - CONCERT CHERRY
11	168700-19-YN2	EA	TRIM/MOLDING - CABINET/WARDROBE - BELMONT MAPLE
12	168700-21-YN0	EA	TRIM/HEADER - CABINET/WARDROBE - SIERRA MAPLE
12	168700-21-YN1	EA	TRIM/HEADER - CABINET/WARDROBE - CONCERT CHERRY
12	168700-21-YN2	EA	TRIM/HEADER - CABINET/WARDROBE - BELMONT MAPLE
13	168700-35-YN0	EA	TRIM/MOLDING - CABINET/WARDROBE - SIERRA MAPLE
13	168700-35-YN1	EA	TRIM/MOLDING - CABINET/WARDROBE - CONCERT CHERRY
13	168700-35-YN2	EA	TRIM/MOLDING - CABINET/WARDROBE - BELMONT MAPLE
14	168139-01-YN0	EA	CABINET - NIGHTSTAND/RH - W/O COUNTERTOP/DOORS/DRAWERS/HDW - SIERRA MAPLE
14	168139-01-YN1	EA	CABINET - NIGHTSTAND/RH - W/O COUNTERTOP/DOORS/DRAWERS/HDW - CONCERT CHERRY
14	168139-01-YN2	EA	CABINET - NIGHTSTAND/RH - W/O COUNTERTOP/DOORS/DRAWERS/HDW - BELMONT MAPLE
15	145182-56-YN0	EA	COUNTERTOP - LAMINATED - SIERRA MAPLE
15	145182-56-YN1	EA	COUNTERTOP - LAMINATED - CONCERT CHERRY
15	145182-56-YN2	EA	COUNTERTOP - LAMINATED - BELMONT MAPLE

## CABINET & APPLIANCE GROUP (CONTINUED)

### CABINET & APPLIANCE LAYOUT (CONTINUED)

KEY	PART NUMBER	U/M	DESCRIPTION
16	167688-01-YN0	EA	CABINET - OVERHEAD/REAR - W/O DOORS/HDW - SIERRA MAPLE
16	167688-01-YN1	EA	CABINET - OVERHEAD/REAR - W/O DOORS/HDW - CONCERT CHERRY
16	167688-01-YN2	EA	CABINET - OVERHEAD/REAR - W/O DOORS/HDW - BELMONT MAPLE
16	167688-02-YN0	EA	CABINET - OVERHEAD/REAR - W/O DR/HDW - SIERRA MAPLE - 25D
16	167688-02-YN1	EA	CABINET - OVERHEAD/REAR - W/O DR/HDW-CONCERT CHERRY - 25D
16	167688-02-YN2	EA	CABINET - OVERHEAD/REAR - W/O DR/HDW - BELMONT MAPLE - 25D
17	168138-01-YN0	EA	CABINET - NIGHTSTAND/LH - W/O COUNTERTOP/DOORS/DRAWERS/HDW - SIERRA MAPLE
17	168138-01-YN1	EA	CABINET - NIGHTSTAND/LH - W/O COUNTERTOP/DOORS/DRAWERS/HDW - CONCERT CHERRY
17	168138-01-YN2	EA	CABINET - NIGHTSTAND/LH - W/O COUNTERTOP/DOORS/DRAWERS/HDW - BELMONT MAPLE
18	145182-57-YN0	EA	COUNTERTOP - LAMINATED - SIERRA MAPLE
18	145182-57-YN1	EA	COUNTERTOP - LAMINATED - CONCERT CHERRY
18	145182-57-YN2	EA	COUNTERTOP - LAMINATED - BELMONT MAPLE
19	137406-10-W66	EA	BEDBOARD - W/HINGE/T-MOLDING - FLIP-UP
20	142569-15-000	EA	SPRING/GAS - 120 LB - 20" EXTENDED/12" COMPRESSED
21	126263-06-02B	EA	BRACKET - GAS SPRING W/BALL STUD - E-COATED
22	126263-08-02B	EA	BRACKET - GAS SPRING W/CENTERED BALL STUD - E-COATED
23	145182-58-YN0	EA	COUNTERTOP - LAMINATED - SIERRA MAPLE
23	145182-58-YN1	EA	COUNTERTOP - LAMINATED - CONCERT CHERRY
23	145182-58-YN2	EA	COUNTERTOP - LAMINATED - BELMONT MAPLE
24*	121569-05-01A	EA	REFRIGERATOR-LARGE DBL DOOR/2 WAY/NON-FLUSH HANDLE-BLK RH
24*	125242-06-01A	EA	REFRIGERATOR-4 DR W/ICE MKR-BLK-W/O DR INSERTS - 1211IM - 79W
	116751-05-01A	EA	TRAY - REFRIGERATOR - BLACK
	118871-03-01A	EA	TRAY - REFRIGERATOR - SIDE/SIDE - BLACK - 79W
	054450-01-000	EA	LEVEL - REFRIGERATOR
	P34457-03-SA3	EA	PANEL - INSERT RAISED MEMBRANE - 21.5" X 14.5" - SIERRA MAPLE
	P34457-03-L85	EA	PANEL - INSERT RAISED MEMBRANE - 21.5" X 14.5" - CONCERT CHERRY
	P34457-03-YP2	EA	PANEL - INSERT RAISED MEMBRANE - 21.5" X 14.5" - BELMONT MAPLE
	P34457-04-SA3	EA	PANEL - INSERT RAISED MEMBRANE - 21.5" X 38.5" - SIERRA MAPLE
	P34457-04-L85	EA	PANEL - INSERT RAISED MEMBRANE - 21.5" X 38.5" - CONCERT CHERRY
	P34457-04-YP2	EA	PANEL - INSERT RAISED MEMBRANE - 21.5" X 38.5" - BELMONT MAPLE
	P34457-01-SA3	EA	PANEL - INSERT RAISED MEMBRANE - 16.1" X 18.3" - SIERRA MAPLE - 79W
	P34457-01-LQ1	EA	PANEL - INSERT RAISED MEMBRANE - 16.1" X 18.3" - CONCERT CHERRY - 79W
	P34457-01-YP2	EA	PANEL - INSERT RAISED MEMBRANE - 16.1" X 18.3" - BELMONT MAPLE - 79W
	P34457-02-SA3	EA	PANEL - INSERT RAISED MEMBRANE - 16.1" X 41.1" - SIERRA MAPLE - 79W
	P34457-02-LQ1	EA	PANEL - INSERT RAISED MEMBRANE - 16.1" X 41.1" - CONCERT CHERRY - 79W
	P34457-02-YP2	EA	PANEL - INSERT RAISED MEMBRANE - 16.1" X 41.1" - BELMONT MAPLE - 79W
25*	135065-03-01A	EA	RANGE-3 BURNER (SEALED)-W/O OVEN-NEW STYLE KNOBS-BLK GLASS
25*	135065-04-01A	EA	RANGE - 3 BURNER (SEALED) - W/O OVEN - CSA - BLACK TOP
26	106936-79-02B	EA	BRACKET - TIEDOWN - RANGE/FRONT - E-COATED
27	106936-80-02B	EA	BRACKET - TIEDOWN - RANGE/FRONT - E-COATED
28	161674-09-WD7	EA	COVER - STOVE TOP - CORIAN (YP0, YP1, YP2, YP3, YP4, YP5) FROM: 00-00-00 THRU: 10-26-08
28	161674-13-YS3	EA	COVER - STOVE TOP - CORIAN (YP0, YP1, YP2, YP3, YP4, YP5) FROM: 10-27-08 THRU: 99-99-99
28	161674-09-Y75	EA	COVER - STOVE TOP - CORIAN (YP6, YP7, YP8) FROM: 00-00-00 THRU: 10-26-08
28	161674-09-YP6	EA	COVER - STOVE TOP - CORIAN (YP6, YP7, YP8) FROM: 10-27-08 THRU: 99-99-99
29	161674-10-WA4	EA	COVER - STOVE TOP - CORIAN (YP0, YP1, YP2, YP3, YP4, YP5) FROM: 00-00-00 THRU: 10-26-08
29	161674-11-YS3	EA	COVER - STOVE TOP - CORIAN (YP0, YP1, YP2, YP3, YP4, YP5) FROM: 10-27-08 THRU: 99-99-99
29	161674-10-Y75	EA	COVER - STOVE TOP - CORIAN (YP6, YP7, YP8) FROM: 00-00-00 THRU: 10-26-08
29	161674-11-YP6	EA	COVER - STOVE TOP - CORIAN (YP6, YP7, YP8) FROM: 10-27-08 THRU: 99-99-99
30	P68156-01-YN0	EA	CABINET - GALLEY - W/O COUNTERTOP/DOORS/DRAWERS/HDW - SIERRA MAPLE
30	P68156-01-YN1	EA	CABINET - GALLEY - W/O COUNTERTOP/DOORS/DRAWERS/HDW - CONCERT CHERRY
30	P68156-01-YN2	EA	CABINET - GALLEY - W/O COUNTERTOP/DOORS/DRAWERS/HDW - BELMONT MAPLE
31	165068-02-Y65	EA	COUNTERTOP - GALLEY (YP0, YP1, YP2, YP3, YP4, YP5) FROM: 00-00-00 THRU: 07-27-08
31	165068-04-YS3	EA	COUNTERTOP - GALLEY (YP0, YP1, YP2, YP3, YP4, YP5) FROM: 07-28-08 THRU: 99-99-99

**CABINET & APPLIANCE GROUP (CONTINUED)**  
**CABINET & APPLIANCE LAYOUT (CONTINUED)**

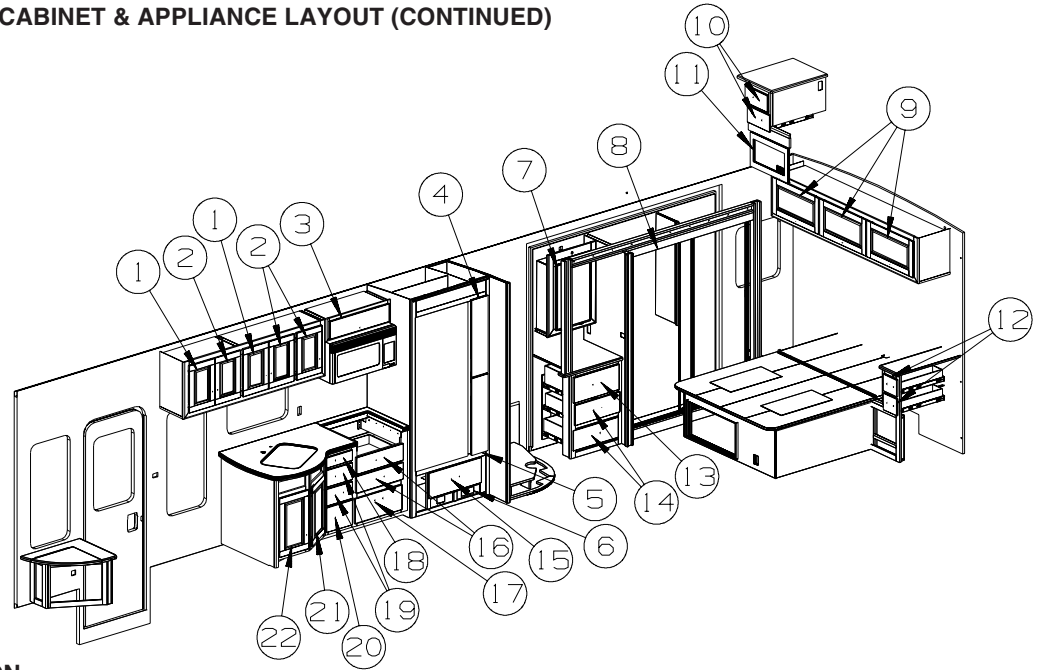


<b>KEY</b>	<b>PART NUMBER</b>	<b>U/M</b>	<b>DESCRIPTION</b>
31	165068-02-Y75	EA	COUNTERTOP - GALLEY (YP6, YP7, YP8) FROM: 00-00-00 THRU: 07-27-08
31	165068-04-YP6	EA	COUNTERTOP - GALLEY (YP6, YP7, YP8) FROM: 07-28-08 THRU: 99-99-99
32	057534-08-000	EA	TIEBACK - CLEAR PLASTIC - 17"

**\*COMPONENT PARTS LISTED LATER IN THIS GROUP**



**CABINET & APPLIANCE GROUP (CONTINUED)**  
**CABINET & APPLIANCE LAYOUT (CONTINUED)**



KEY	PART NUMBER	U/M	DESCRIPTION
1	167627-65-YN0	EA	DOOR - RAISED/PENCIL EDGE - 12" X 18.7" - W/O HDW - SIERRA MAPLE
1	167627-65-YN1	EA	DOOR - RAISED/PENCIL EDGE - 12" X 18.7" - W/O HDW - CONCERT CHERRY
1	167627-65-YN2	EA	DOOR - RAISED/PENCIL EDGE - 12" X 18.7" - W/O HDW - BELMONT MAPLE
2	167627-66-YN0	EA	DOOR - RAISED/PENCIL EDGE - 12" X 18.7" - W/O HDW - SIERRA MAPLE
2	167627-66-YN1	EA	DOOR - RAISED/PENCIL EDGE - 12" X 18.7" - W/O HDW - CONCERT CHERRY
2	167627-66-YN2	EA	DOOR - RAISED/PENCIL EDGE - 12" X 18.7" - W/O HDW - BELMONT MAPLE
3	161080-K2-YN0	EA	FACE/DRAWER - SOLID PANEL - 7.1" X 27.9" - W/O HDW - SIERRA MAPLE
3	161080-K2-YN1	EA	FACE/DRAWER - SOLID PANEL - 7.1" X 27.9" - W/O HDW - CONCERT CHERRY
3	161080-K2-YN2	EA	FACE/DRAWER - SOLID PANEL - 7.1" X 27.9" - W/O HDW - BELMONT MAPLE
4	160256-89-YN0	EA	DOOR - FLAT/SQUARE EDGE - 30.3" X 7.9" - W/O HDW - SIERRA MAPLE
4	160256-89-YN1	EA	DOOR - FLAT/SQUARE EDGE - 30.3" X 7.9" - W/O HDW - CONCERT CHERRY
4	160256-89-YN2	EA	DOOR - FLAT/SQUARE EDGE - 30.3" X 7.9" - W/O HDW - BELMONT MAPLE
5	160256-90-YN0	EA	DOOR - FLAT/SQUARE EDGE - 30.3" X 7.9" - W/O HDW - SIERRA MAPLE
5	160256-90-YN1	EA	DOOR - FLAT/SQUARE EDGE - 30.3" X 7.9" - W/O HDW - CONCERT CHERRY
5	160256-90-YN2	EA	DOOR - FLAT/SQUARE EDGE - 30.3" X 7.9" - W/O HDW - BELMONT MAPLE
6	153120-Y2-YN0	EA	BOX ASM-DRAWER - SIERRA MAPLE
6	153120-Y2-YN1	EA	BOX ASM-DRAWER - CONCERT CHERRY
6	153120-Y2-YN2	EA	BOX ASM-DRAWER - BELMONT MAPLE
7	145576-C3-YN0	EA	DOOR - MIRRORED - 16" X 25.9" - W/O HARDWARE
7	145576-C3-YN1	EA	DOOR - MIRRORED - 16" X 25.9" - W/O HARDWARE
7	145576-C3-YN2	EA	DOOR - MIRRORED - 16" X 25.9" - W/O HARDWARE
7	093606-36-000	EA	MIRROR - BEVELED EDGE - 16" X 26"
8			SEE BREAKDOWN OF MIRRORED WARDROBE DOORS ON FOLLOWING PAGES
9	167627-A9-YN0	EA	DOOR - RAISED/PENCIL EDGE - 14.3" X 26.7" - W/O HDW - SIERRA MAPLE
9	167627-A9-YN1	EA	DOOR - RAISED/PENCIL EDGE - 14.3" X 26.7" - W/O HDW - CONCERT CHERRY
9	167627-A9-YN2	EA	DOOR - RAISED/PENCIL EDGE - 14.3" X 26.7" - W/O HDW - BELMONT MAPLE
10	161075-G0-YN0	EA	DRAWER - PENCIL EDGE - 10.8"W X 19.7"D - W/O SLIDES/HDW - SIERRA MAPLE
10	161075-G0-YN1	EA	DRAWER - PENCIL EDGE - 10.8"W X 19.7"D - W/O SLIDES/HDW - CONCERT CHERRY
10	161075-G0-YN2	EA	DRAWER - PENCIL EDGE - 10.8"W X 19.7"D - W/O SLIDES/HDW - BELMONT MAPLE
11	162693-01-YN0	EA	DOOR/PANEL - RETURN AIR - W/GRILLE - SIERRA MAPLE
11	162693-01-YN1	EA	DOOR/PANEL - RETURN AIR - W/GRILLE - CONCERT CHERRY
11	162693-01-YN2	EA	DOOR/PANEL - RETURN AIR - W/GRILLE - BELMONT MAPLE
11	140594-03-01A	EA	GRILL - RETURN AIR - 19.7" X 11.8" - BLACK
12	161075-G1-YN0	EA	DRAWER - PENCIL EDGE - 5.7"W X 21.6"D - W/O SLIDES/HDW - SIERRA MAPLE
12	161075-G1-YN1	EA	DRAWER - PENCIL EDGE - 5.7"W X 21.6"D - W/O SLIDES/HDW - CONCERT CHERRY
12	161075-G1-YN2	EA	DRAWER - PENCIL EDGE - 5.7"W X 21.6"D - W/O SLIDES/HDW - BELMONT MAPLE
13	161075-F9-YN0	EA	DRAWER - PENCIL EDGE - 19"W X 17.7"D - W/O SLIDES/HDW - SIERRA MAPLE
13	161075-F9-YN1	EA	DRAWER - PENCIL EDGE - 19"W X 17.7"D - W/O SLIDES/HDW - CONCERT CHERRY
13	161075-F9-YN2	EA	DRAWER - PENCIL EDGE - 19"W X 17.7"D - W/O SLIDES/HDW - BELMONT MAPLE
14	161075-F8-YN0	EA	DRAWER - PENCIL EDGE - 19"W X 17.7"D - W/O SLIDES/HDW - SIERRA MAPLE
14	161075-F8-YN1	EA	DRAWER - PENCIL EDGE - 19"W X 17.7"D - W/O SLIDES/HDW - CONCERT CHERRY
14	161075-F8-YN2	EA	DRAWER - PENCIL EDGE - 19"W X 17.7"D - W/O SLIDES/HDW - BELMONT MAPLE

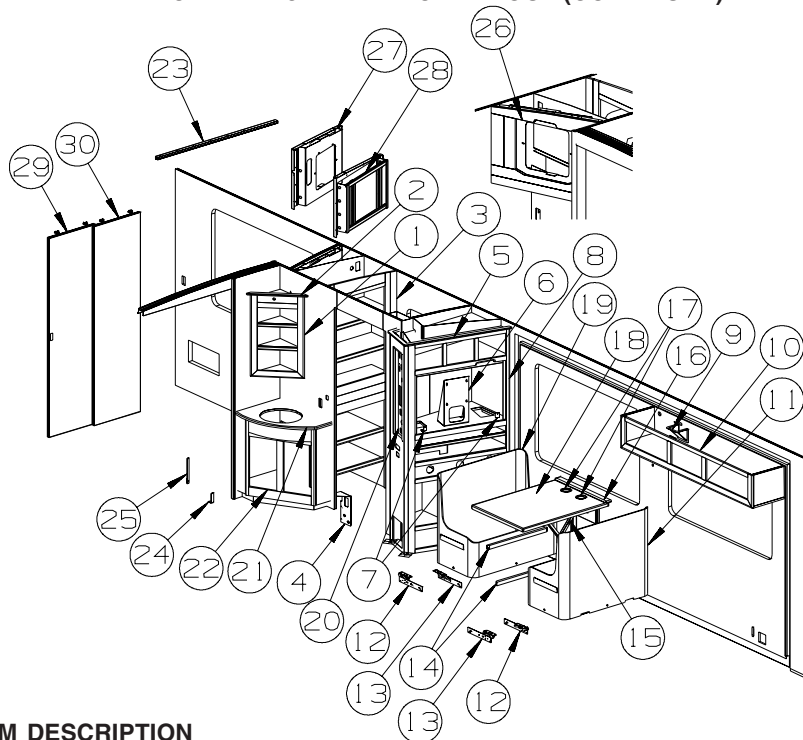


## CABINET & APPLIANCE GROUP (CONTINUED)

### CABINET & APPLIANCE LAYOUT (CONTINUED)

KEY	PART NUMBER	U/M	DESCRIPTION
15	161075-F7-YN0	EA	DRAWER - PENCIL EDGE - 22.6"W X 19.7"D - W/O SLIDES/HDW - SIERRA MAPLE
15	161075-F7-YN1	EA	DRAWER - PENCIL EDGE - 22.6"W X 19.7"D - W/O SLIDES/HDW - CONCERT CHERRY
15	161075-F7-YN2	EA	DRAWER - PENCIL EDGE - 22.6"W X 19.7"D - W/O SLIDES/HDW - BELMONT MAPLE
16	161075-F2-YN0	EA	DRAWER - PENCIL EDGE - 19.8"W X 17.7"D - W/O SLIDES/HDW - SIERRA MAPLE
16	161075-F2-YN1	EA	DRAWER - PENCIL EDGE - 19.8"W X 17.7"D - W/O SLIDES/HDW - CONCERT CHERRY
16	161075-F2-YN2	EA	DRAWER - PENCIL EDGE - 19.8"W X 17.7"D - W/O SLIDES/HDW - BELMONT MAPLE
17	161075-F3-YN0	EA	DRAWER - PENCIL EDGE - 19.8"W X 13.8"D - W/O SLIDES/HDW - SIERRA MAPLE
17	161075-F3-YN1	EA	DRAWER - PENCIL EDGE - 19.8"W X 13.8"D - W/O SLIDES/HDW - CONCERT CHERRY
17	161075-F3-YN2	EA	DRAWER - PENCIL EDGE - 19.8"W X 13.8"D - W/O SLIDES/HDW - BELMONT MAPLE
18	161075-F4-YN0	EA	DRAWER - PENCIL EDGE - 10"W X 17.7"D - W/O SLIDES/HDW - SIERRA MAPLE
18	161075-F4-YN1	EA	DRAWER - PENCIL EDGE - 10"W X 17.7"D - W/O SLIDES/HDW - CONCERT CHERRY
18	161075-F4-YN2	EA	DRAWER - PENCIL EDGE - 10"W X 17.7"D - W/O SLIDES/HDW - BELMONT MAPLE
19	161075-F5-YN0	EA	DRAWER - PENCIL EDGE - 10"W X 17.7"D - W/O SLIDES/HDW - SIERRA MAPLE
19	161075-F5-YN1	EA	DRAWER - PENCIL EDGE - 10"W X 17.7"D - W/O SLIDES/HDW - CONCERT CHERRY
19	161075-F5-YN2	EA	DRAWER - PENCIL EDGE - 10"W X 17.7"D - W/O SLIDES/HDW - BELMONT MAPLE
20	161075-F6-YN0	EA	DRAWER - PENCIL EDGE - 10"W X 17.7"D - W/O SLIDES/HDW - SIERRA MAPLE
20	161075-F6-YN1	EA	DRAWER - PENCIL EDGE - 10"W X 17.7"D - W/O SLIDES/HDW - CONCERT CHERRY
20	161075-F6-YN2	EA	DRAWER - PENCIL EDGE - 10"W X 17.7"D - W/O SLIDES/HDW - BELMONT MAPLE
21	167627-98-YN0	EA	DOOR - RAISED/PENCIL EDGE - 13.8" X 23.2" - W/O HDW - SIERRA MAPLE
21	167627-98-YN1	EA	DOOR - RAISED/PENCIL EDGE - 13.8" X 23.2" - W/O HDW - CONCERT CHERRY
21	167627-98-YN2	EA	DOOR - RAISED/PENCIL EDGE - 13.8" X 23.2" - W/O HDW - BELMONT MAPLE
22	167627-99-YN0	EA	DOOR - RAISED/PENCIL EDGE - 13.8" X 23.2" - W/O HDW - SIERRA MAPLE
22	167627-99-YN1	EA	DOOR - RAISED/PENCIL EDGE - 13.8" X 23.2" - W/O HDW - CONCERT CHERRY
22	167627-99-YN2	EA	DOOR - RAISED/PENCIL EDGE - 13.8" X 23.2" - W/O HDW - BELMONT MAPLE

**CABINET & APPLIANCE GROUP (CONTINUED)**  
**CABINET & APPLIANCE LAYOUT (CONTINUED)**



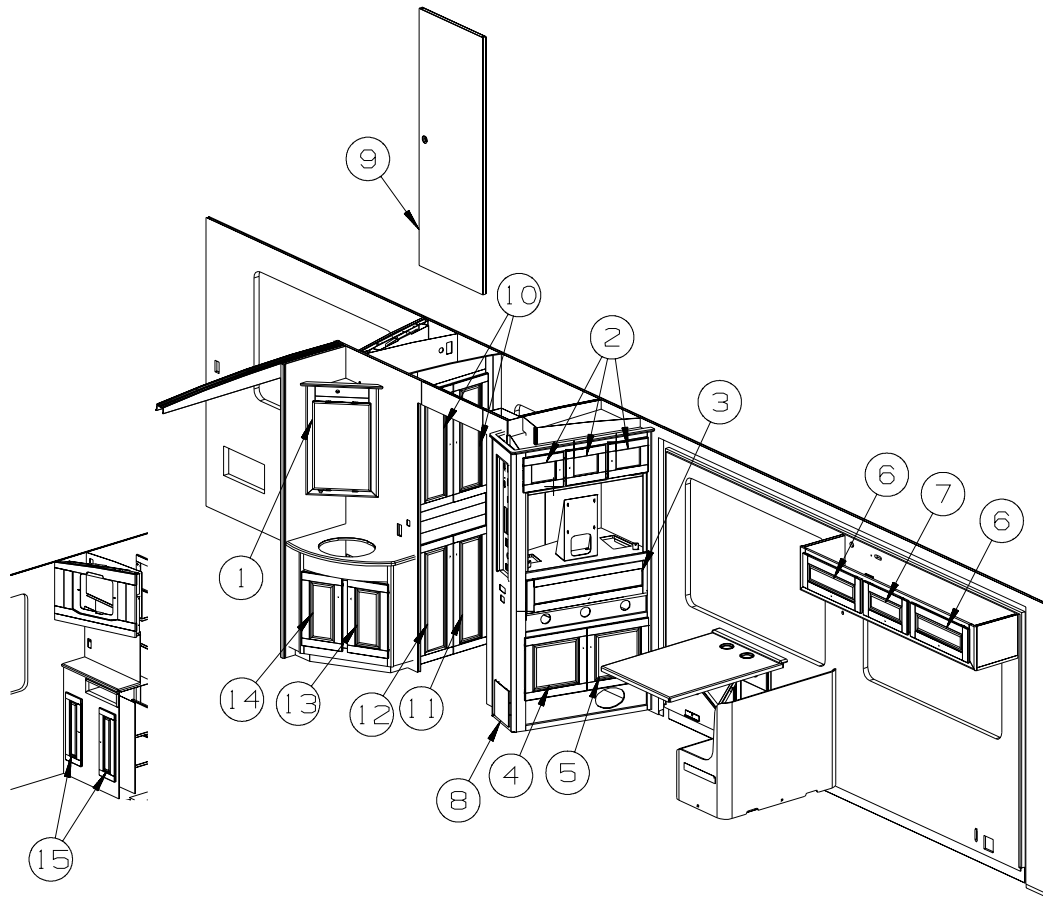
KEY	PART NUMBER	U/M	DESCRIPTION
1	162708-01-YN0	EA	CABINET - OVERHEAD/CORNER - W/O DOORS/HDW - SIERRA MAPLE
1	162708-01-YN1	EA	CABINET - OVERHEAD/CORNER - W/O DOORS/HDW - CONCERT CHERRY
1	162708-01-YN2	EA	CABINET - OVERHEAD/CORNER - W/O DOORS/HDW - BELMONT MAPLE
2	161453-15-04A	EA	MOLDING - OVERHEAD - SIERRA MAPLE
2	161453-15-01A	EA	MOLDING - OVERHEAD - CONCERT CHERRY
2	161453-15-06A	EA	MOLDING - OVERHEAD - BELMONT MAPLE
3	145182-59-YN0	EA	COUNTERTOP - LAMINATED - SIERRA MAPLE
3	145182-59-YN1	EA	COUNTERTOP - LAMINATED - CONCERT CHERRY
3	145182-59-YN2	EA	COUNTERTOP - LAMINATED - BELMONT MAPLE
4	162583-01-02B	EA	BRACKET - FAUCET - WASHER/DRYER - E-COATED
5	161453-14-04A	EA	MOLDING - OVERHEAD - SIERRA MAPLE
5	161453-14-01A	EA	MOLDING - OVERHEAD - CONCERT CHERRY
5	161453-14-06A	EA	MOLDING - OVERHEAD - BELMONT MAPLE
6	164224-01-02B	EA	BRACKET - TV - 32" - E-COATED
7	147994-03-02B	EA	BRACKET - TV - E-COATED
8	168235-11-YN0	EA	FACE/FRAME - TV CABINET - W/O DOOR/HDW - SIERRA MAPLE
8	168235-11-YN1	EA	FACE/FRAME - TV CABINET - W/O DOOR/HDW - CONCERT CHERRY
8	168235-11-YN2	EA	FACE/FRAME - TV CABINET - W/O DOOR/HDW - BELMONT MAPLE
9	022756-03-000	EA	COVER - A/C - OFF WHITE PLASTIC
10	167476-01-YP0	EA	CABINET - OVERHEAD/COUCH - W/O DOORS/HDW - SIERRA MAPLE
10	167476-01-YP1	EA	CABINET - OVERHEAD/COUCH - W/O DOORS/HDW - CONCERT CHERRY
10	167476-01-YP2	EA	CABINET - OVERHEAD/COUCH - W/O DOORS/HDW - BELMONT MAPLE
11	161306-26-Y71	EA	CABINET/DINETTE W/BACK(WRAPPED) - W/O DOORS/HDW (YP0)
11	161306-26-YP1	EA	CABINET/DINETTE W/BACK(WRAPPED) - W/O DOORS/HDW (YP1)
11	161306-26-YP2	EA	CABINET/DINETTE W/BACK(WRAPPED) - W/O DOORS/HDW (YP2)
11	161306-26-Y73	EA	CABINET/DINETTE W/BACK(WRAPPED) - W/O DOORS/HDW (YP3)
11	161306-26-YP4	EA	CABINET/DINETTE W/BACK(WRAPPED) - W/O DOORS/HDW (YP4)
11	161306-26-YP5	EA	CABINET/DINETTE W/BACK(WRAPPED) - W/O DOORS/HDW (YP5)
11	161306-26-Y75	EA	CABINET/DINETTE W/BACK(WRAPPED) - W/O DOORS/HDW (YP6)
11	161306-26-YP7	EA	CABINET/DINETTE W/BACK(WRAPPED) - W/O DOORS/HDW (YP7)
11	161306-26-YP8	EA	CABINET/DINETTE W/BACK(WRAPPED) - W/O DOORS/HDW (YP8)
12	161278-02-000	EA	BRACKET - DINETTE - LEFT HAND
13	161278-01-000	EA	BRACKET - DINETTE - RIGHT HAND
14	081295-01-T02	EA	SUPPORT - BED/DINETTE - 28" LONG - SIERRA MAPLE
14	081295-01-M52	EA	SUPPORT - BED/DINETTE - 28" LONG - CONCERT CHERRY
14	081295-01-Y93	EA	SUPPORT - BED/DINETTE - 28" LONG - BELMONT MAPLE
15	165719-01-01A	EA	BRACKET/MOUNTING - MECHANISM/DINETTE - TAN
16	167749-01-Y79	EA	TRIM/COVER - TABLE/WALL - W/O HDW - SIERRA MAPLE
16	167749-01-Y91	EA	TRIM/COVER - TABLE/WALL - W/O HDW - CONCERT CHERRY
16	167749-01-Y93	EA	TRIM/COVER - TABLE/WALL - W/O HDW - BELMONT MAPLE

## CABINET & APPLIANCE GROUP (CONTINUED)

### CABINET & APPLIANCE LAYOUT (CONTINUED)

KEY	PART NUMBER	U/M	DESCRIPTION
17	164128-02-03A	EA	HOLDER/CUP - TWO STEP - ALMOND
18	166017-01-YN0	EA	TABLE/DINETTE - 29.7"X40.3" - W/O WALL MOLDING/CUPHLDR/HDW (YP0, YP3)
18	166017-01-YN1	EA	TABLE/DINETTE - 29.7"X40.3" - W/O WALL MOLDING/CUPHLDR/HDW (YP1, YP4)
18	166017-01-YN2	EA	TABLE/DINETTE - 29.7"X40.3" - W/O WALL MOLDING/CUPHLDR/HDW (YP2, YP5)
18	166017-01-YP6	EA	TABLE/DINETTE - 29.7"X40.3" - W/O WALL MOLDING/CUPHLDR/HDW (YP6)
18	166017-01-YP7	EA	TABLE/DINETTE - 29.7"X40.3" - W/O WALL MOLDING/CUPHLDR/HDW (YP7)
18	166017-01-YP8	EA	TABLE/DINETTE - 29.7"X40.3" - W/O WALL MOLDING/CUPHLDR/HDW (YP8)
19	161306-27-Y71	EA	CABINET/DINETTE W/BACK(WRAPPED) - W/O DOORS/HDW (YP0)
19	161306-27-YP1	EA	CABINET/DINETTE W/BACK(WRAPPED) - W/O DOORS/HDW (YP1)
19	161306-27-YP2	EA	CABINET/DINETTE W/BACK(WRAPPED) - W/O DOORS/HDW (YP2)
19	161306-27-Y73	EA	CABINET/DINETTE W/BACK(WRAPPED) - W/O DOORS/HDW (YP3)
19	161306-27-YP4	EA	CABINET/DINETTE W/BACK(WRAPPED) - W/O DOORS/HDW (YP4)
19	161306-27-YP5	EA	CABINET/DINETTE W/BACK(WRAPPED) - W/O DOORS/HDW (YP5)
19	161306-27-Y75	EA	CABINET/DINETTE W/BACK(WRAPPED) - W/O DOORS/HDW (YP6)
19	161306-27-YP7	EA	CABINET/DINETTE W/BACK(WRAPPED) - W/O DOORS/HDW (YP7)
19	161306-27-YP8	EA	CABINET/DINETTE W/BACK(WRAPPED) - W/O DOORS/HDW (YP8)
20	137602-M2-YN0	EA	POCKET - MONITOR PANEL - SIERRA MAPLE
20	137602-M2-YN1	EA	POCKET - MONITOR PANEL - CONCERT CHERRY
20	137602-M2-YN2	EA	POCKET - MONITOR PANEL - BELMONT MAPLE
21	166697-07-YN0	EA	COUNTERTOP - LAVATORY (YP0, YP3)
21	166697-07-YN1	EA	COUNTERTOP - LAVATORY (YP1, YP4)
21	166697-07-YN2	EA	COUNTERTOP - LAVATORY (YP2, YP5)
21	166697-07-YP6	EA	COUNTERTOP - LAVATORY (YP6)
21	166697-07-YP7	EA	COUNTERTOP - LAVATORY (YP7)
21	166697-07-YP8	EA	COUNTERTOP - LAVATORY (YP8)
22	167728-01-YP0	EA	CABINET - LAVATORY - W/O COUNTERTOP/DOORS/DRAWERS/HDW (YP0, YP3)
22	167728-01-YP1	EA	CABINET - LAVATORY - W/O COUNTERTOP/DOORS/DRAWERS/HDW (YP1, YP4)
22	167728-01-YP2	EA	CABINET - LAVATORY - W/O COUNTERTOP/DOORS/DRAWERS/HDW (YP2, YP5)
22	167728-01-YN0	EA	CABINET - LAVATORY - W/O COUNTERTOP/DOORS/DRAWERS/HDW (YP6)
22	167728-01-YN1	EA	CABINET - LAVATORY - W/O COUNTERTOP/DOORS/DRAWERS/HDW (YP7)
22	167728-01-YN2	EA	CABINET - LAVATORY - W/O COUNTERTOP/DOORS/DRAWERS/HDW (YP8)
23	137422-07-01A	EA	TRACK - DOOR - 56.4" - OFF WHITE
24	138136-06-02B	EA	GUIDE - DOOR - E-COATED
25	057534-08-000	EA	TIEBACK - CLEAR PLASTIC - 17"
26	164682-01-YN0	EA	CAB. - OVHD/TV - W/O BOTTOM PANEL/HDW - SIERRA MAPLE
26	164682-01-YN1	EA	CAB. - OVHD/TV - W/O BOTTOM PANEL/HDW - CONCERT CHERRY
26	164682-01-YN2	EA	CAB. - OVHD/TV - W/O BOTTOM PANEL/HDW - BELMONT MAPLE
26	166639-01-YN0	EA	CAB. - OVHD/TV - W/O BOTTOM PANEL/HDW - SIERRA MAPLE - <b>61K</b> FROM: 00-00-00 THRU: 11-30-08
26	166639-02-YS3	EA	CAB. - OVHD/TV - W/O BOTTOM PANEL/HDW - SIERRA MAPLE - <b>61K</b> FROM: 12-01-08 THRU: 99-99-99
26	166639-01-YN1	EA	CAB. - OVHD/TV - W/O BOTTOM PANEL/HDW - CONCERT CHERRY - <b>61K</b> FROM: 00-00-00 THRU: 11-30-08
26	166639-02-YA0	EA	CAB. - OVHD/TV - W/O BOTTOM PANEL/HDW - CONCERT CHERRY - <b>61K</b> FROM: 12-01-08 THRU: 99-99-99
26	166639-01-YN2	EA	CAB. - OVHD/TV - W/O BOTTOM PANEL/HDW - BELMONT MAPLE - <b>61K</b> FROM: 00-00-00 THRU: 11-30-08
26	166639-02-YA2	EA	CAB. - OVHD/TV - W/O BOTTOM PANEL/HDW - BELMONT MAPLE - <b>61K</b> FROM: 12-01-08 THRU: 99-99-99
27	164716-01-02B	EA	BRACKET - TV/OVERHEAD - E-COATED
28	166638-01-02B	EA	BRACKET - TV/OVERHEAD - E-COATED - <b>61K</b>
29	137421-42-YN0	EA	PANEL - SLIDING DOOR - W/O HANGER - SIERRA MAPLE
29	137421-42-YN1	EA	PANEL - SLIDING DOOR - W/O HANGER - CONCERT CHERRY
29	137421-42-YN2	EA	PANEL - SLIDING DOOR - W/O HANGER - BELMONT MAPLE
30	137421-45-YN0	EA	PANEL - SLIDING DOOR - W/O HANGER - SIERRA MAPLE
30	137421-45-YN1	EA	PANEL - SLIDING DOOR - W/O HANGER - CONCERT CHERRY
30	137421-45-YN2	EA	PANEL - SLIDING DOOR - W/O HANGER - BELMONT MAPLE

**CABINET & APPLIANCE GROUP (CONTINUED)**  
**CABINET & APPLIANCE LAYOUT (CONTINUED)**

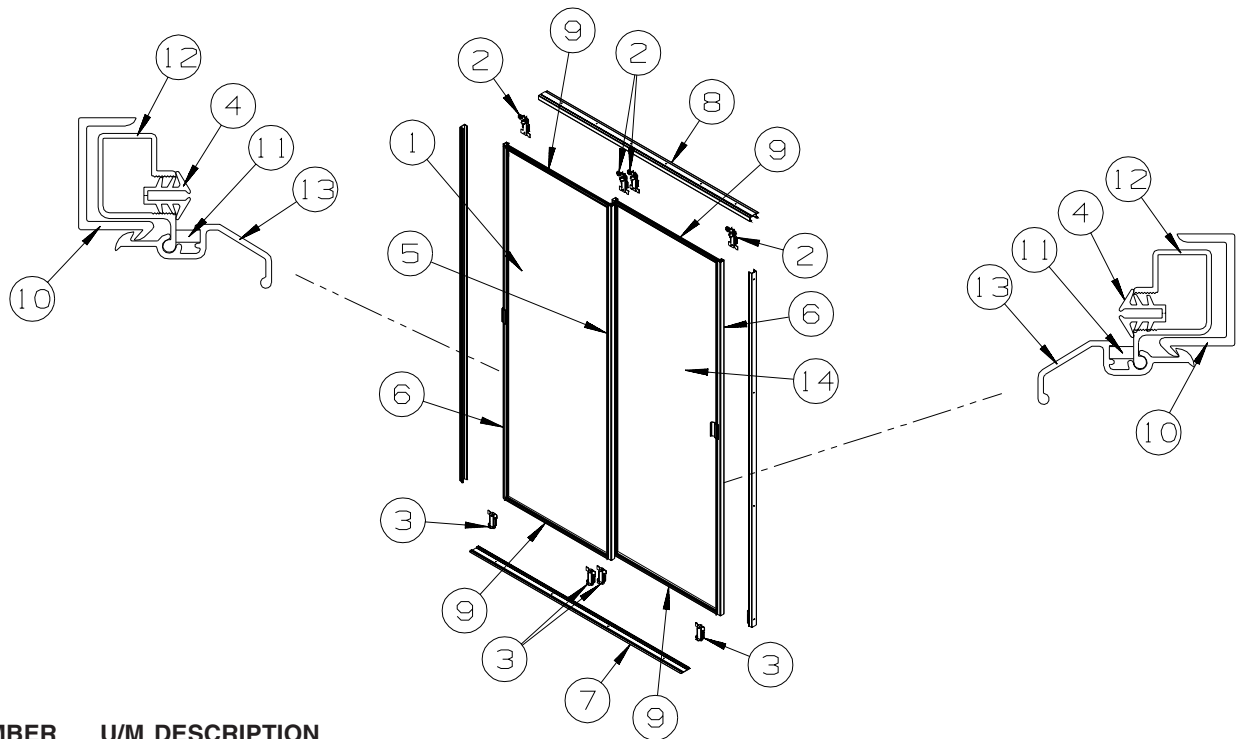


KEY	PART NUMBER	U/M	DESCRIPTION
1	145576-C3-YN0	EA	DOOR - MIRRORRED - 16" X 25.9" - W/O HARDWARE - SIERRA MAPLE
1	145576-C3-YN1	EA	DOOR - MIRRORRED - 16" X 25.9" - W/O HARDWARE - CONCERT CHERRY
1	145576-C3-YN2	EA	DOOR - MIRRORRED - 16" X 25.9" - W/O HARDWARE - BELMONT MAPLE
	093606-36000	EA	MIRROR - BEVELED EDGE - 16" X 26"
2	146028-F0-YP0	EA	DOOR - GLASS INSERT/PENCIL EDGE - 12" X 10.2" - W/O HDW - SIERRA MAPLE
2	146028-F0-YP1	EA	DOOR - GLASS INSERT/PENCIL EDGE - 12" X 10.2" - W/O HDW - CONCERT CHERRY
2	146028-F0-YP2	EA	DOOR - GLASS INSERT/PENCIL EDGE - 12" X 10.2" - W/O HDW - BELMONT MAPLE
3	146028-F1-YP0	EA	DOOR - GLASS INSERT/PENCIL EDGE - 9.8" X 37.3" - W/O HDW - SIERRA MAPLE
3	146028-F1-YP1	EA	DOOR - GLASS INSERT/PENCIL EDGE - 9.8" X 37.3" - W/O HDW - CONCERT CHERRY
3	146028-F1-YP2	EA	DOOR - GLASS INSERT/PENCIL EDGE - 9.8" X 37.3" - W/O HDW - BELMONT MAPLE
4	167720-01-YP0	EA	DOOR - RAISED/PENCIL EDGE - 18.5" X 18.5" - W/O HDW - SIERRA MAPLE
4	167720-01-YP1	EA	DOOR - RAISED/PENCIL EDGE - 18.5" X 18.5" - W/O HDW - CONCERT CHERRY
4	167720-01-YP2	EA	DOOR - RAISED/PENCIL EDGE - 18.5" X 18.5" - W/O HDW - BELMONT MAPLE
5	167720-02-YP0	EA	DOOR - RAISED/PENCIL EDGE - 18.5" X 18.5" - W/O HDW - SIERRA MAPLE
5	167720-02-YP1	EA	DOOR - RAISED/PENCIL EDGE - 18.5" X 18.5" - W/O HDW - CONCERT CHERRY
5	167720-02-YP2	EA	DOOR - RAISED/PENCIL EDGE - 18.5" X 18.5" - W/O HDW - BELMONT MAPLE
6	167627-25-YP0	EA	DOOR - RAISED/PENCIL EDGE - 10" X 25.2" - W/O HDW - SIERRA MAPLE
6	167627-25-YP1	EA	DOOR - RAISED/PENCIL EDGE - 10" X 25.2" - W/O HDW - CONCERT CHERRY
6	167627-25-YP2	EA	DOOR - RAISED/PENCIL EDGE - 10" X 25.2" - W/O HDW - BELMONT MAPLE
7	167627-22-YP0	EA	DOOR - RAISED/PENCIL EDGE - 10" X 19.1" - W/O HDW - SIERRA MAPLE
7	167627-22-YP1	EA	DOOR - RAISED/PENCIL EDGE - 10" X 19.1" - W/O HDW - CONCERT CHERRY
7	167627-22-YP2	EA	DOOR - RAISED/PENCIL EDGE - 10" X 19.1" - W/O HDW - BELMONT MAPLE
8	161080-L7-WL8	EA	FACE/DRAWER - SOLID PANEL - 10.6" X 9.2" - W/O HDW - SIERRA MAPLE
8	161080-L7-YP1	EA	FACE/DRAWER - SOLID PANEL - 10.6" X 9.2" - W/O HDW - CONCERT CHERRY
8	161080-L7-YP2	EA	FACE/DRAWER - SOLID PANEL - 10.6" X 9.2" - W/O HDW - BELMONT MAPLE
9	153095-03-T80	EA	DOOR - BATH - 27.5" X 75.7" - W/O FRAME(PICTURE)TRIM/HDW - SIERRA MAPLE
9	153095-03-T78	EA	DOOR - BATH - 27.5" X 75.7" - W/O FRAME(PICTURE)TRIM/HDW - CONCERT CHERRY
9	153095-03-Y93	EA	DOOR - BATH - 27.5" X 75.7" - W/O FRAME(PICTURE)TRIM/HDW - BELMONT MAPLE
10	167627-E5-YN0	EA	DOOR - RAISED/PENCIL EDGE - 12.4" X 35" - W/O HDW - SIERRA MAPLE
10	167627-E5-YN1	EA	DOOR - RAISED/PENCIL EDGE - 12.4" X 35" - W/O HDW - CONCERT CHERRY
10	167627-E5-YN2	EA	DOOR - RAISED/PENCIL EDGE - 12.4" X 35" - W/O HDW - BELMONT MAPLE

**CABINET & APPLIANCE GROUP (CONTINUED)**  
**CABINET & APPLIANCE LAYOUT (CONTINUED)**

<b>KEY</b>	<b>PART NUMBER</b>	<b>U/M</b>	<b>DESCRIPTION</b>
11	167627-E7-YP0	EA	DOOR - RAISED/PENCIL EDGE - 12.4" X 35" - W/O HDW - SIERRA MAPLE
11	167627-E7-YP1	EA	DOOR - RAISED/PENCIL EDGE - 12.4" X 35" - W/O HDW - CONCERT CHERRY
11	167627-E7-YP2	EA	DOOR - RAISED/PENCIL EDGE - 12.4" X 35" - W/O HDW - BELMONT MAPLE
12	167627-E6-YP0	EA	DOOR - RAISED/PENCIL EDGE - 12.4" X 35" - W/O HDW - SIERRA MAPLE
12	167627-E6-YP1	EA	DOOR - RAISED/PENCIL EDGE - 12.4" X 35" - W/O HDW - CONCERT CHERRY
12	167627-E6-YP2	EA	DOOR - RAISED/PENCIL EDGE - 12.4" X 35" - W/O HDW - BELMONT MAPLE
13	167627-69-YN0	EA	DOOR - RAISED/PENCIL EDGE - 12" X 21.8" - W/O HDW - SIERRA MAPLE
13	167627-69-YN1	EA	DOOR - RAISED/PENCIL EDGE - 12" X 21.8" - W/O HDW - CONCERT CHERRY
13	167627-69-YN2	EA	DOOR - RAISED/PENCIL EDGE - 12" X 21.8" - W/O HDW - BELMONT MAPLE
14	167627-68-YN0	EA	DOOR - RAISED/PENCIL EDGE - 12" X 21.8" - W/O HDW - SIERRA MAPLE
14	167627-68-YN1	EA	DOOR - RAISED/PENCIL EDGE - 12" X 21.8" - W/O HDW - CONCERT CHERRY
14	167627-68-YN2	EA	DOOR - RAISED/PENCIL EDGE - 12" X 21.8" - W/O HDW - BELMONT MAPLE
15	167627-04-YN0	EA	DOOR - RAISED/PENCIL EDGE - 9" X 26.5" - W/O HDW - SIERRA MAPLE
15	167627-04-YN1	EA	DOOR - RAISED/PENCIL EDGE - 9" X 26.5" - W/O HDW - CONCERT CHERRY
15	167627-04-YN2	EA	DOOR - RAISED/PENCIL EDGE - 9" X 26.5" - W/O HDW - BELMONT MAPLE

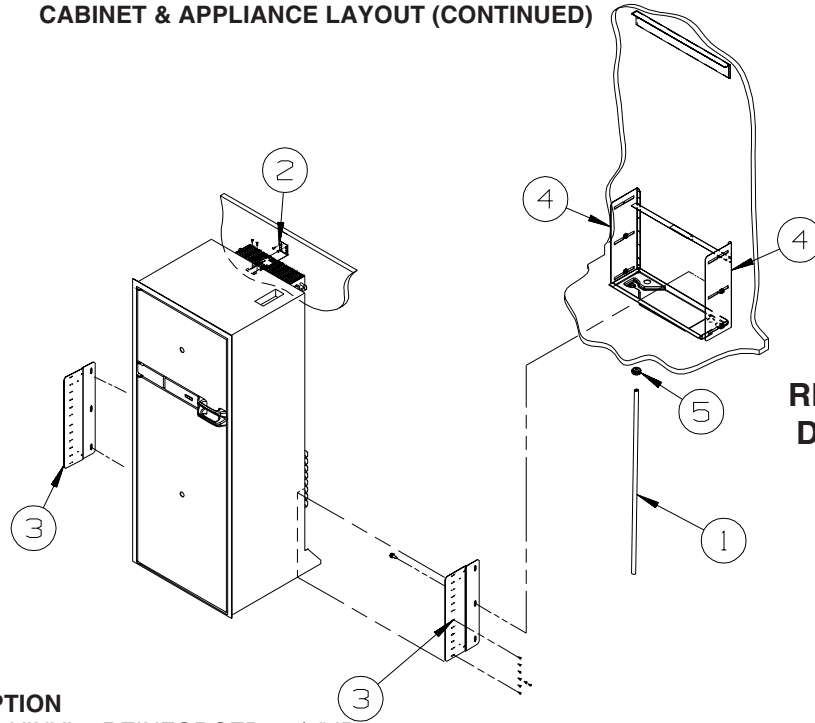
**CABINET & APPLIANCE GROUP (CONTINUED)**  
**CABINET & APPLIANCE LAYOUT (CONTINUED)**



KEY	PART NUMBER	U/M	DESCRIPTION
1	136681-28-W66	EA	DOOR - MIRRORED/WARDROBE - LH - W/HANGERS/GUIDES/LATCH
	140374-90-000	EA	MIRROR - SAFETY GLASS - 31.7" X 68.7"
2	107390-02-000	EA	CORNER HANGER (DOUBLE ROLLER W/BRACKET) (SOLD AS 1 EACH)
3	107391-01-000	EA	GUIDE - BOTTOM - BY-PASS (4 USED PER DOOR)
4	111575-01-01A	FT	CHANNEL - GLAZING - SWING DOOR
5	114104-19-01A	EA	STILE - DOOR - SLIDING - 69.4" - TERRATONE
6	114104-20-01A	EA	STILE - DOOR - SLIDING - 69.4" - TERRATONE
7	114105-27-01A	EA	TRACK - SLIDING DOOR - LOWER - 59.4" - TERRATONE
8	114106-27-01A	EA	TRACK - SLIDING DOOR - UPPER - 59.4" - TERRATONE
9	114107-17-01A	EA	RAIL - DOOR/SLIDING - UPPER/LOWER - 31.2" - TERRATONE
10	115538-01-01A	EA	JAMB - DOOR - WARDROBE/MIRRORED - 76.3" - BLACK
11	115541-01-000	EA	SPRING - DOOR - SLIDING
12	123655-01-000	FT	SEAL - CLOSED CELL/FOAM
13	158158-01-01A	EA	LATCH - WARDROBE DOOR - MIRRORED - TERRA COTTA
14	136680-28-W66	EA	DOOR - MIRRORED/WARDROBE - RH - W/HANGERS/GUIDES/LATCH
	140374-90-000	EA	MIRROR - SAFETY GLASS - 31.7" X 68.7"

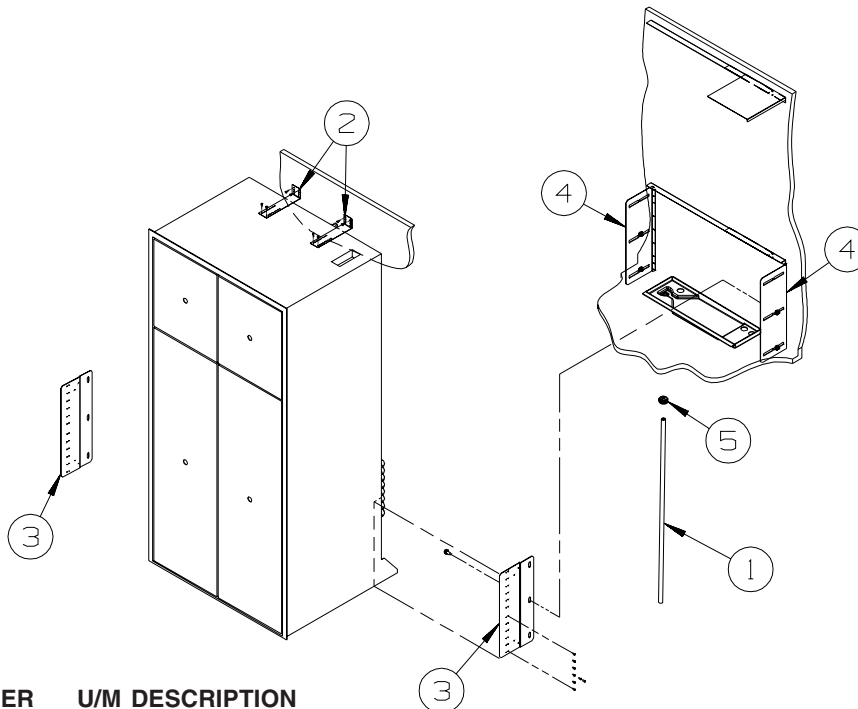


**CABINET & APPLIANCE GROUP (CONTINUED)**  
**CABINET & APPLIANCE LAYOUT (CONTINUED)**



**144**  
**REFRIGERATOR**  
**DOUBLE DOOR**

KEY	PART NUMBER	U/M	DESCRIPTION
1	112176-01-000	FT	TUBING - VINYL - REINFORCED - 1/2" ID
2	145445-02-02B	EA	STRAP - REFRIGERATOR - E-COATED
3	150740-01-02B	EA	BRACKET/TIEDOWN - REFRIGERATOR - E-COATED
4	150740-02-02B	EA	BRACKET/TIEDOWN - REFRIGERATOR - E-COATED
5	152417-01-01A	EA	CLAMP/RATCHET - F/REFRIGERATOR DRIP TRAY HOSE - BLACK

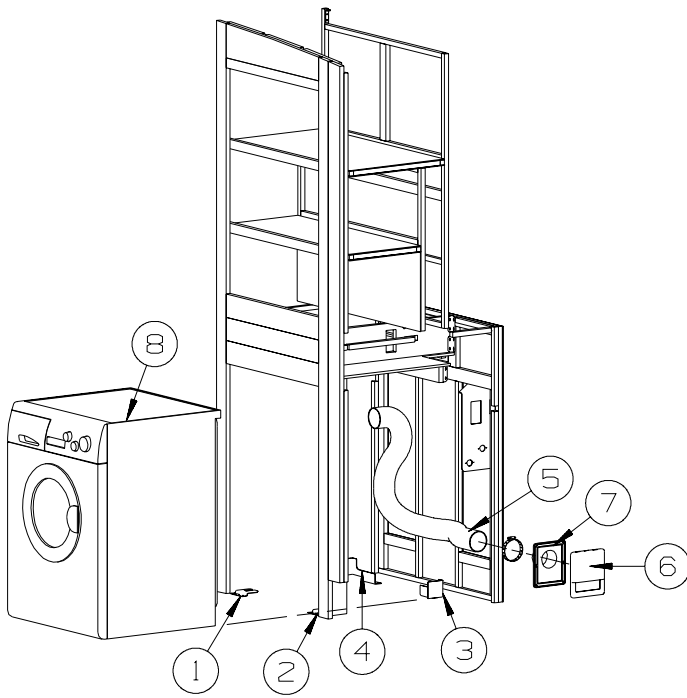


**79W**  
**REFRIGERATOR**  
**4 - DOOR**

KEY	PART NUMBER	U/M	DESCRIPTION
1	112176-01-000	FT	TUBING - VINYL - REINFORCED - 1/2" ID
2	145445-02-02B	EA	STRAP - REFRIGERATOR - E-COATED
3	150740-01-02B	EA	BRACKET/TIEDOWN - REFRIGERATOR - E-COATED
4	150740-02-02B	EA	BRACKET-TIEDOWN - REFRIGERATOR - E-COATED
5	152417-01-01A	EA	CLAMP/RATCHET - F/REFRIGERATOR DRIP TRAY HOSE - BLACK

**CABINET & APPLIANCE GROUP (CONTINUED)**  
**CABINET & APPLIANCE LAYOUT (CONTINUED)**

**54E**  
**WASHER DRYER**  
**INSTALLATION**



KEY	PART NUMBER	U/M	DESCRIPTION
1	111913-02-04B	EA	BRACKET/WASHER - TIE DOWN - BLACK
2	111913-03-04B	EA	BRACKET/WASHER - TIE DOWN - BLACK
3	113795-01-02B	EA	BRACKET - WASHER - E-COATED
4	113795-02-02B	EA	BRACKET - WASHER - E-COATED
5	116653-02-000	FT	DUCT - FLEXIBLE - 3' COMPRESSED/8' EXTENDED
6	146292-01-02A	EA	COVER - DRYER VENT - BLACK
7	146292-02-02A	EA	DRYER VENT - INNER - BLACK
8	167453-01-01A	EA	WASHER/DRYER - VENTED - UL/CSA - WHITE
	141523-01-01A	EA	LABEL - WASHER/DRYER BRACKETS - BLACK/WHITE



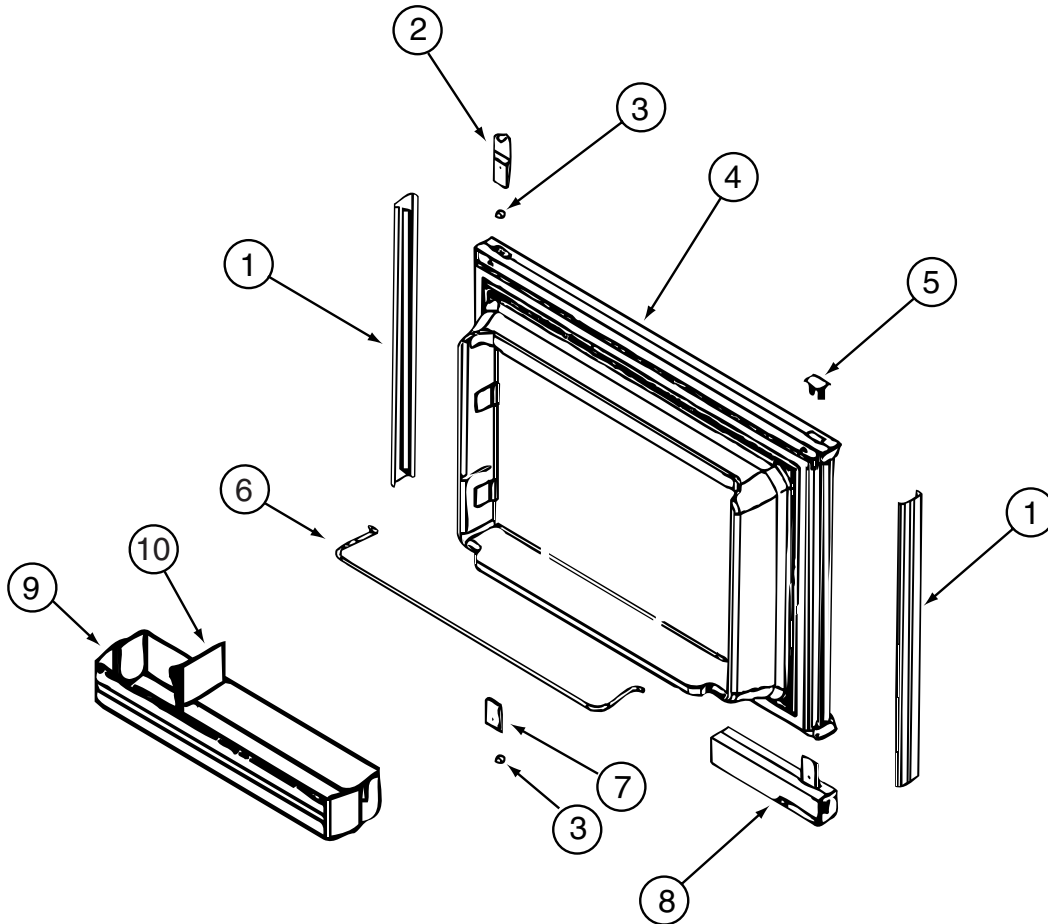
**CABINET & APPLIANCE GROUP (CONTINUED)**  
**COMPONENT PARTS FOR CABINET & APPLIANCE LAYOUT**

**119267-15-01A**

KEY	PART NUMBER	U/M	DESCRIPTION	VENDOR NO.
	119267-04-700	EA	FILTER-GREASE	BOO2
	119267-15-700	EA	SUPPORT - F/GLASS TRAY	FROLPB025MRKO
	119267-15-701	EA	TRAY - GLASS	NTNT-A10WREZ

**119267-17-01A**

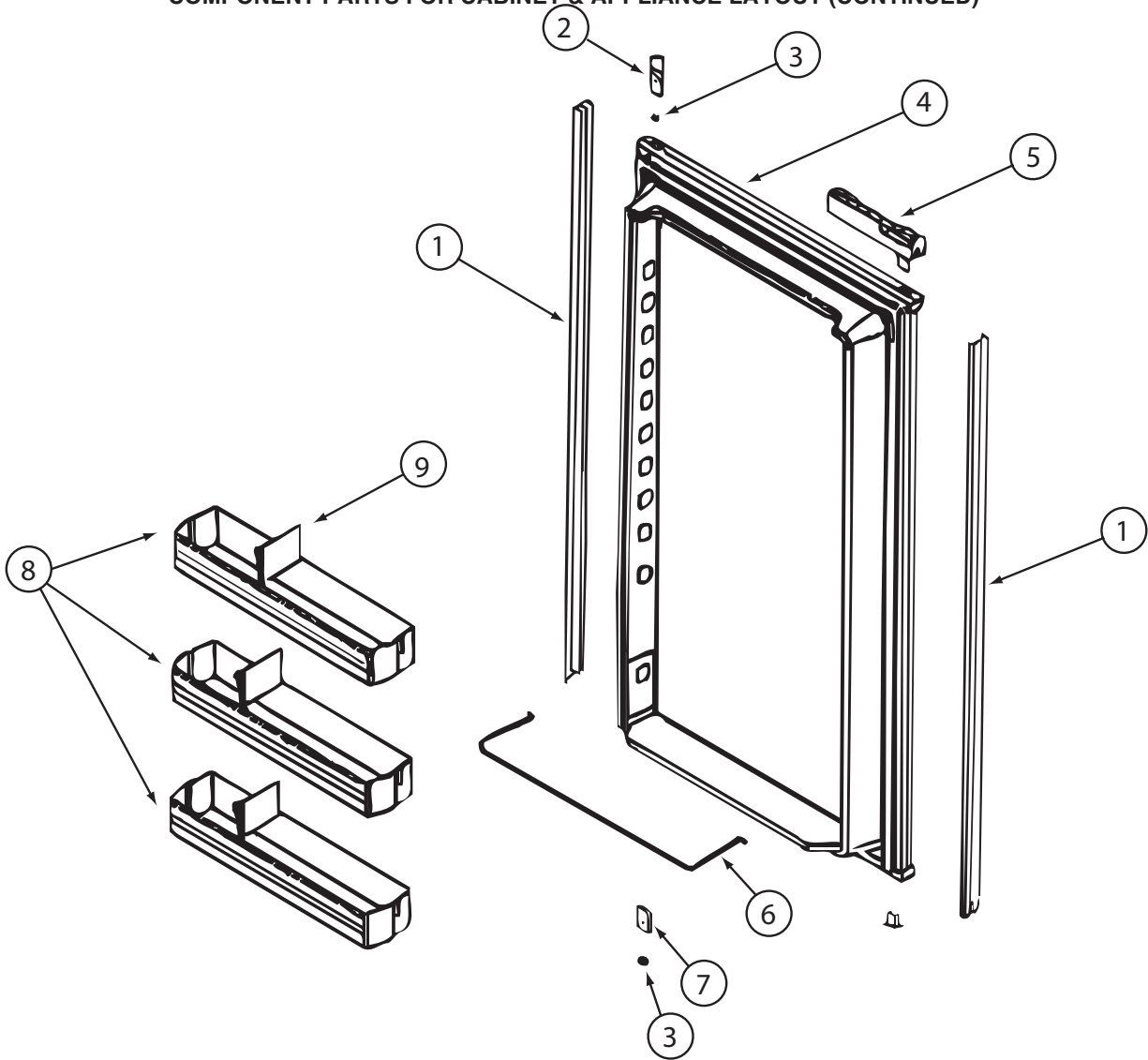
KEY	PART NUMBER	U/M	DESCRIPTION	VENDOR NO.
	119267-04-700	EA	FILTER-GREASE	BOO2
	119267-04-703	EA	PLATE - MOUNTING	FANGTB003MRY0
	119267-17-700	EA	TURNTABLE-GLASS	NTNT-A114WREZ



**121569-05-01A, 121569-06-01A, 121569-07-01A**

KEY	PART NUMBER	U/M	DESCRIPTION	VENDOR NO.
1	121568-03-700	EA	RETAINER-DOOR PNL/WAFFLE/BLK	619558-WDL-UPPER
2	120075-01-701	EA	HINGE-TOP RH/BOTTOM LH(DOOR)	618511
3	121568-03-701	EA	BUSHING - HINGE PIN/GRAY	619671
4	121568-03-702	EA	DOOR LINER-UPR/WAFFLED/BLACK	619627 - SMALL WDL
5	120075-01-702	EA	CAP, (HINGE PLUG)	618160
6	120075-12-700	EA	HANDLE(CONTOUR)TOP LH/BTM RH	621105
7	120075-01-705	EA	HINGE-TOP LH/BOTTOM RH(DOOR)	618510
8	121568-01-700	EA	RAIL - DOOR UPPER	618618
9	120075-07-700	EA	DOOR BIN - SMALL/CLEAR F/WDL	619006 WDL
10	120075-07-701	EA	DIVIDER/DOOR BIN CLEAR	619008 WDL & SDL
	121568-03-705	EA	STORAGE LATCH - GRAY	619648

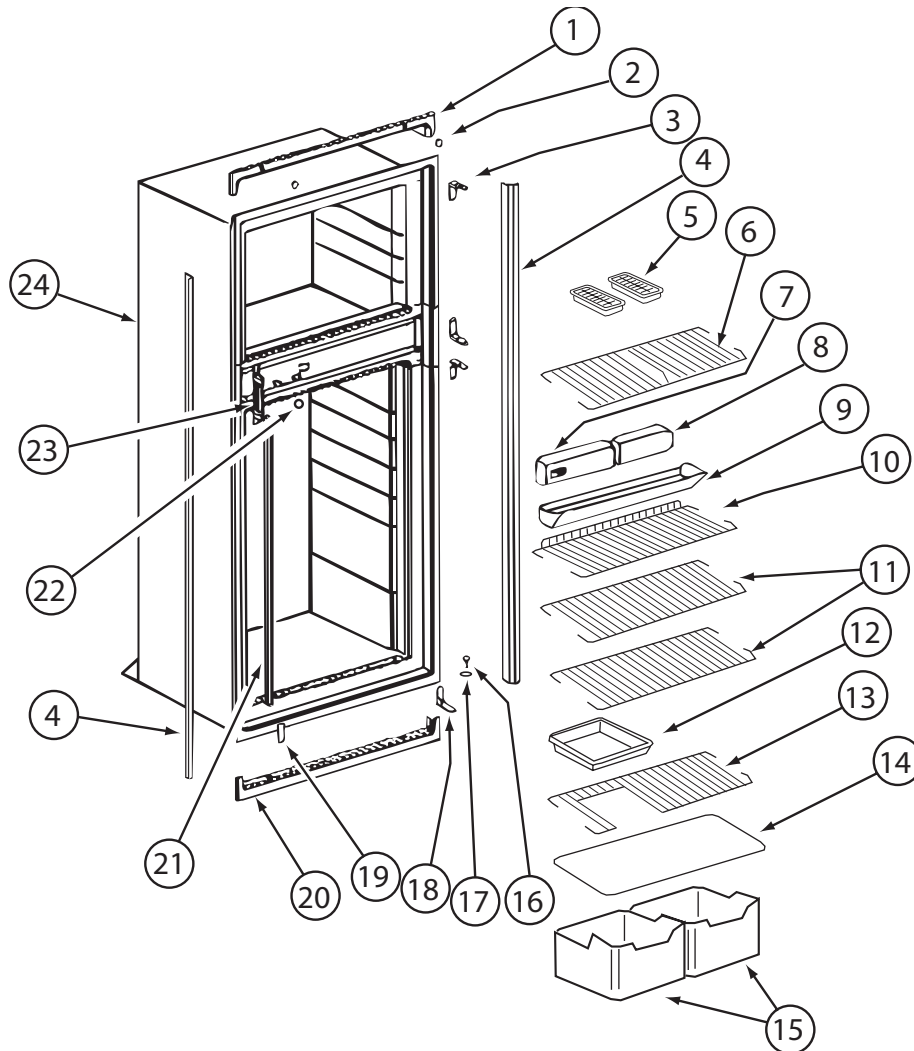
**CABINET & APPLIANCE GROUP (CONTINUED)**  
**COMPONENT PARTS FOR CABINET & APPLIANCE LAYOUT (CONTINUED)**



**121569-05-01A, 121569-06-01A, 121569-07-01A (CONTINUED)**

KEY	PART NUMBER	U/M	DESCRIPTION	VENDOR NO.
1	120075-07-702	EA	RETAINER - DOOR PNL/WAFFLE/BLK	619560 -WDL-LOWER
2	120075-01-701	EA	HINGE-TOP RH/BOTTOM LH(DOOR)	618511
3	121568-03-701	EA	BUSHING - HINGE PIN/GRAY	619671
4	120075-07-703	EA	DOOR LINER-LWR/WAFFLED/BLACK	619631 LARGE WDL
5	120075-12-701	EA	HANDLE(CONTOUR)TOP RH/BTM LH	621104
6	121568-01-704	EA	RAIL - DOOR LOWER	618578
7	120075-01-705	EA	HINGE-TOP LH/BOTTOM RH(DOOR)	618510
8	121568-01-701	EA	BIN - DOOR WHITE-WAFFLED LNR	618619 WDL
9	120075-07-701	EA	DIVIDER/DOOR BIN CLEAR	619008 WDL & SDL
	121568-03-705	EA	STORAGE LATCH - GRAY	619648

**CABINET & APPLIANCE GROUP (CONTINUED)**  
**COMPONENT PARTS FOR CABINET & APPLIANCE LAYOUT (CONTINUED)**

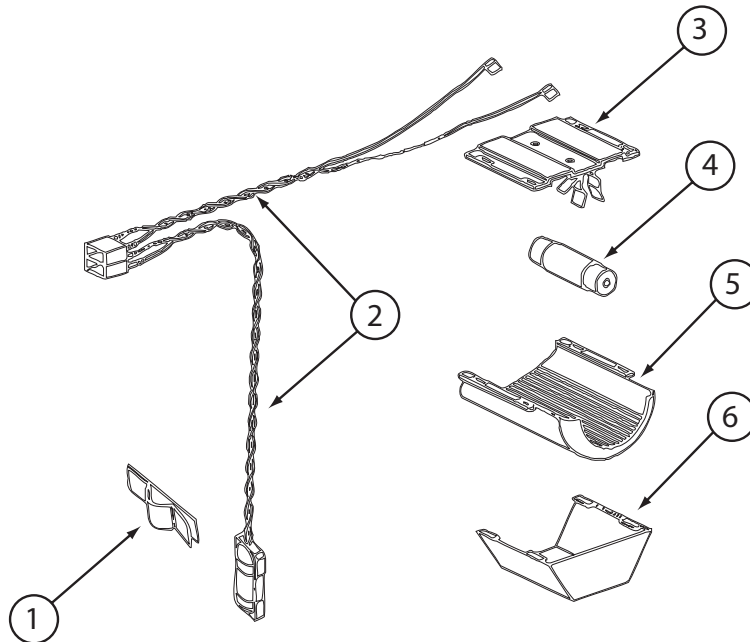


**121569-03-01A, 121569-04-01A, 121569-05-01A, 121569-06-01A, 121569-07-01A (CONTINUED)**

KEY	PART NUMBER	U/M	DESCRIPTION	VENDOR NO.
1	121568-03-709	EA	TRIM - TOP/BLACK	619687
2	120075-01-714	EA	PLUG-HOLE (BLACK)	618170
3	121568-03-710	EA	HINGE/CABINET-TOP/RH-LWR/LH	619335 WAFFLED
4	120075-07-705	EA	TRIM - SIDE - BLACK	622296
6	121568-03-712	EA	SHELF - WIRE/FREEZER	620250
7	121568-03-714	EA	CONTROL ASM-SER#9126824 &DWN	619350
8	121568-03-713	EA	FRONT BOX/DECORATIVE-BLACK	619282
9	120075-01-720	EA	TRAY-DRIP	623250
10	121568-01-707	EA	SHELF - WIRE - SHORT	620272
11	121568-01-708	EA	SHELF - WIRE	620273
14	120075-01-725	EA	COVER-CRISPER - 18.5" WIDE	618158
15	121568-01-709	EA	CRISPER	618571
16	120075-01-727	EA	PIN-HINGE	618145
18	121568-03-715	EA	HINGE/CABINET-TOP/LH-LWR/RH	619336 WAFFLED
19	121568-03-716	EA	COVER - HINGE HOLES	619301
20	120075-01-729	EA	TRIM-BOTTOM PIECE	620958
21	120075-01-730	EA	RETAINER-SHELF(SER#926684 DN)	618181
22	121568-03-717	EA	HOLE PLUG - WHITE	619561
23	120075-01-732	EA	PLATE-STRIKE	618167
24	120075-07-709	EA	CABINET - FOAMED	619347
	120075-01-721	EA	LOUVER-DRIP TRAY	618176

CONTACT WINNEBAGO PART SALES FOR UNLISTED COMPONENT(S)

**CABINET & APPLIANCE GROUP (CONTINUED)**  
**COMPONENT PARTS FOR CABINET & APPLIANCE LAYOUT (CONTINUED)**

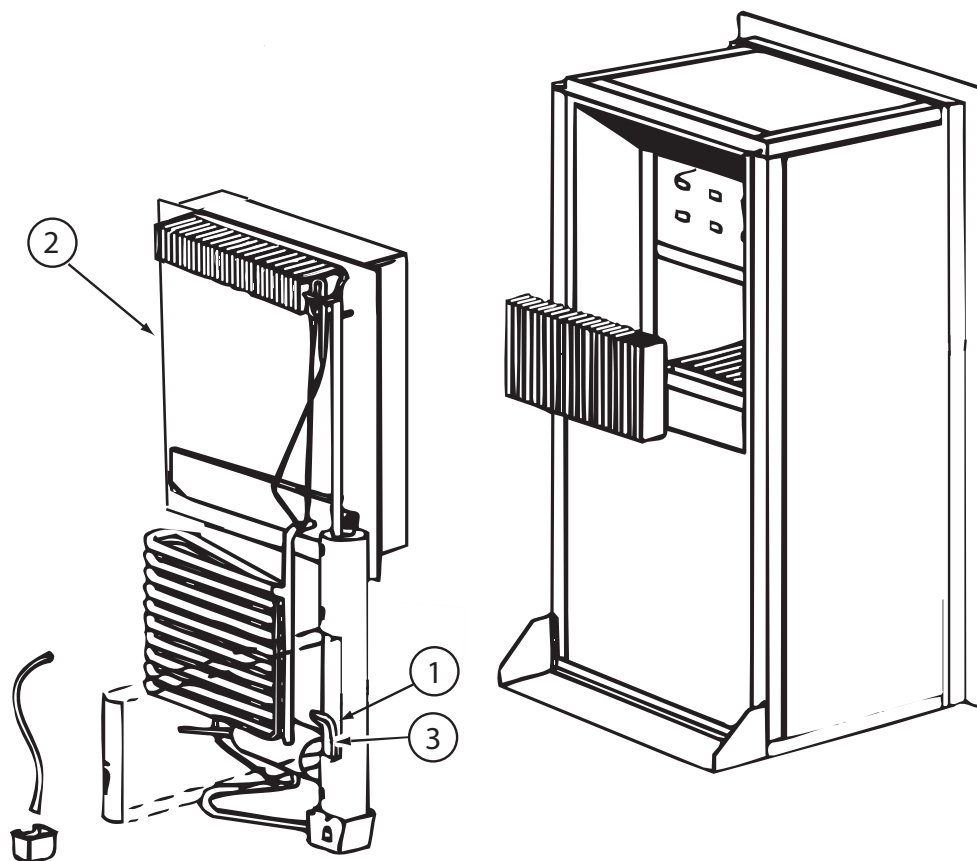


**121569-03-01A, 121569-04-01A, 121569-05-01A, 121569-06-01A, 121569-07-01A (CONTINUED)**

KEY	PART NUMBER	U/M	DESCRIPTION	VENDOR NO.
1	084880-01-760	EA	CLIP (THERMISTER)	61689122
2	120075-01-735	EA	WIRE ASM - LAMP/THERMISTER	618548
3	084880-03-705	EA	BRACKET-LIGHT-INTERIOR	61629722
4	084880-03-706	EA	BULB-LAMP	61628922
6	084880-03-707	EA	COVER-LAMP, LENS	61627922

CONTACT WINNEBAGO PART SALES FOR UNLISTED COMPONENT(S)

**CABINET & APPLIANCE GROUP (CONTINUED)**  
**COMPONENT PARTS FOR CABINET & APPLIANCE LAYOUT (CONTINUED)**

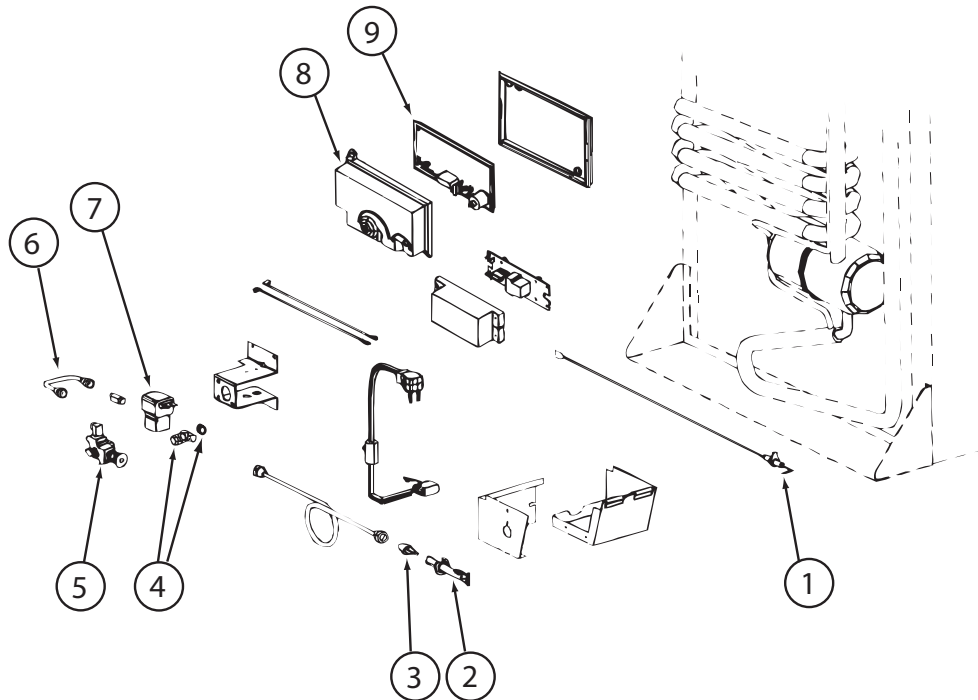


121569-03-01A, 121569-04-01A, 121569-05-01A, 121569-06-01A, 121569-07-01A (CONTINUED)

KEY	PART NUMBER	U/M	DESCRIPTION	VENDOR NO.
2	120075-01-736	EA	COOLING UNIT, SERVICE PACK	618542
3	088248-01-709	EA	HEATER-AC (HORIZONTAL)	61562722
	120075-01-744	EA	KIT - GAS VALVE/BURNER TUBE	620609

CONTACT WINNEBAGO PART SALES FOR UNLISTED COMPONENT(S)

**CABINET & APPLIANCE GROUP (CONTINUED)**  
**COMPONENT PARTS FOR CABINET & APPLIANCE LAYOUT (CONTINUED)**

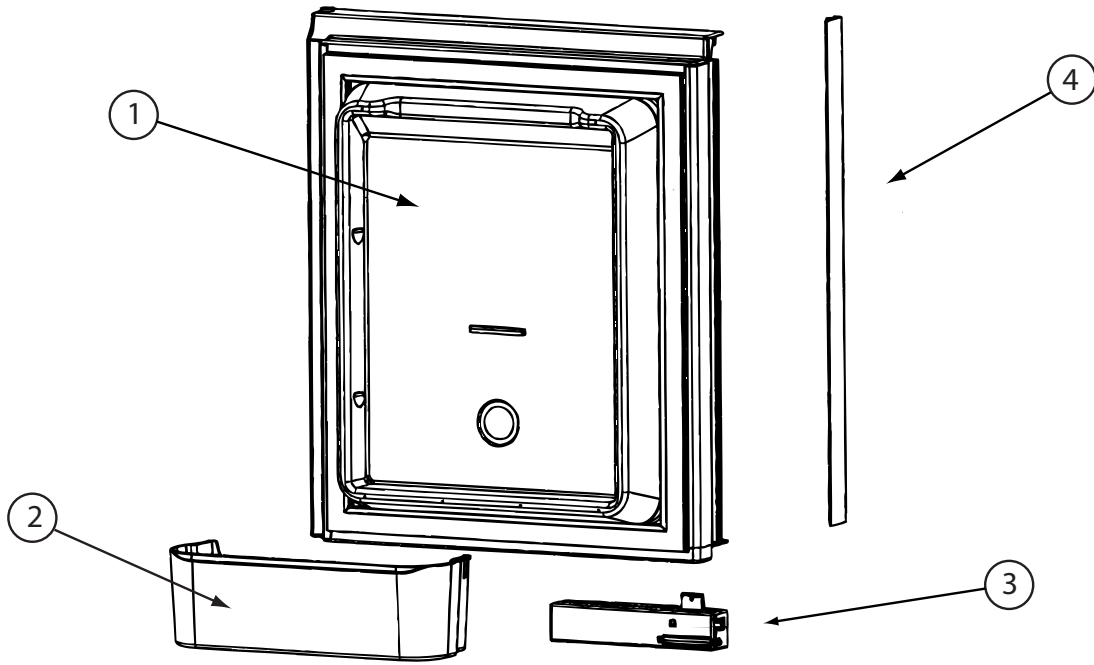


**121569-03-01A, 121569-04-01A, 121569-05-01A, 121569-06-01A, 121569-07-01A (CONTINUED)**

<b>KEY</b>	<b>PART NUMBER</b>	<b>U/M</b>	<b>DESCRIPTION</b>	<b>VENDOR NO.</b>
1	104137-06-715	EA	ELECTRODE-SPARK/SENSOR, SGL	61692222
2	104137-06-714	EA	BURNER ASSEMBLY, 5-SLOT	61705222
3	120075-01-737	EA	ORIFICE - JEWEL - .0155	618284
4	113737-01-702	EA	PLUG 1/8" F/PRESSURE TAP	61445322
4	113737-01-716	EA	TAP-PRESSURE	61594422
6	113737-01-750	EA	TUBE-UNION	61694622
7	084880-01-718	EA	KIT-GAS VALVE/SOLENOID/TUBE	621447
8	120075-01-738	EA	COVER-POWER BOARD	618185
9	121568-03-719	EA	POWER - BOARD - 2-WAY	621267-632168001
	121568-03-720	EA	VALVE/SOLENOID-MAN SHUT OFF	618696
	121569-07-700	EA	CORD - AC POWER	61554422

CONTACT WINNEBAGO PART SALES FOR UNLISTED COMPONENT(S)

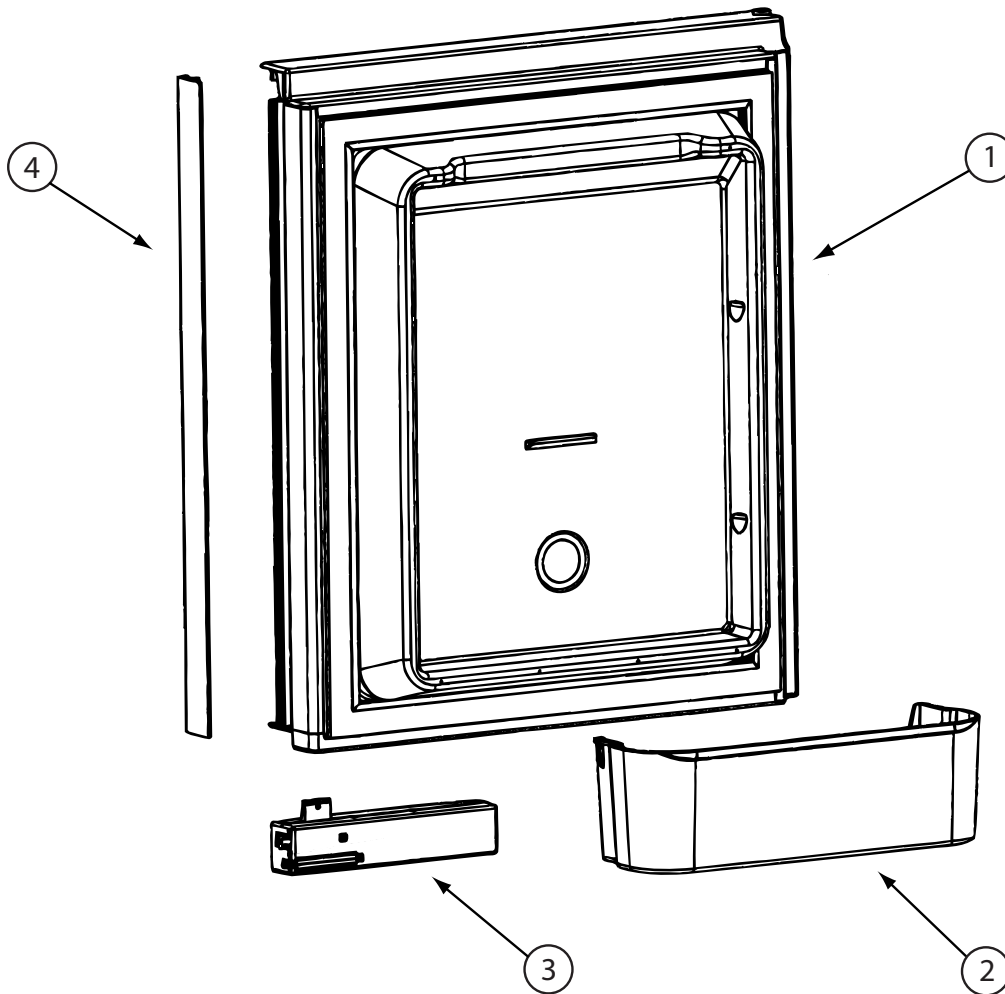
**CABINET & APPLIANCE GROUP (CONTINUED)**  
**COMPONENT PARTS FOR CABINET & APPLIANCE LAYOUT (CONTINUED)**



125242-06-01A

KEY	PART NUMBER	U/M	DESCRIPTION	VENDOR NO.
1	125242-06-703	EA	LINER-DOOR/UPR RH/PANEL TYPE	627942
2	125242-05-701	EA	BIN - DOOR SHELF	628686
3	125242-02-701	EA	HANDLE(CONTOUR)TOP RH LWR LH,	621106
4	125242-06-701	EA	RETAINER/PANEL-UPR DR RH/LH	627947
	125242-02-722	EA	LATCH-STORAGE DR/BLK POINTED	619374
CONTACT WINNEBAGO PART SALES FOR UNLISTED COMPONENT(S)				

**CABINET & APPLIANCE GROUP (CONTINUED)**  
**COMPONENT PARTS FOR CABINET & APPLIANCE LAYOUT (CONTINUED)**



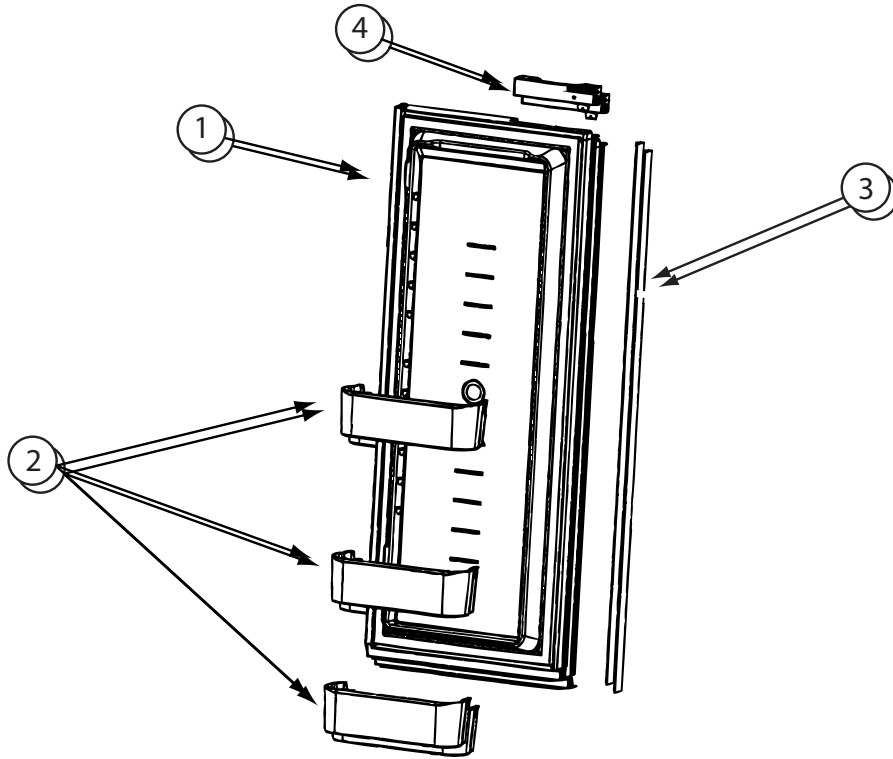
**125242-06-01A (CONTINUED)**

KEY	PART NUMBER	U/M	DESCRIPTION	VENDOR NO.
1	125242-06-704	EA	LINER-DOOR/UPR LH/PANEL TYPE	627941
2	125242-05-701	EA	BIN - DOOR SHELF	628686
3	125242-02-700	EA	HANDLE(CONTOUR)TOP LH BTM RH	621107
4	125242-06-701	EA	RETAINER/PANEL-UPR DR RH/LH	627947
	125242-02-722	EA	LATCH-STORAGE DR/BLK POINTED	619374

CONTACT WINNEBAGO PART SALES FOR UNLISTED COMPONENT(S)



**CABINET & APPLIANCE GROUP (CONTINUED)**  
**COMPONENT PARTS FOR CABINET & APPLIANCE LAYOUT (CONTINUED)**

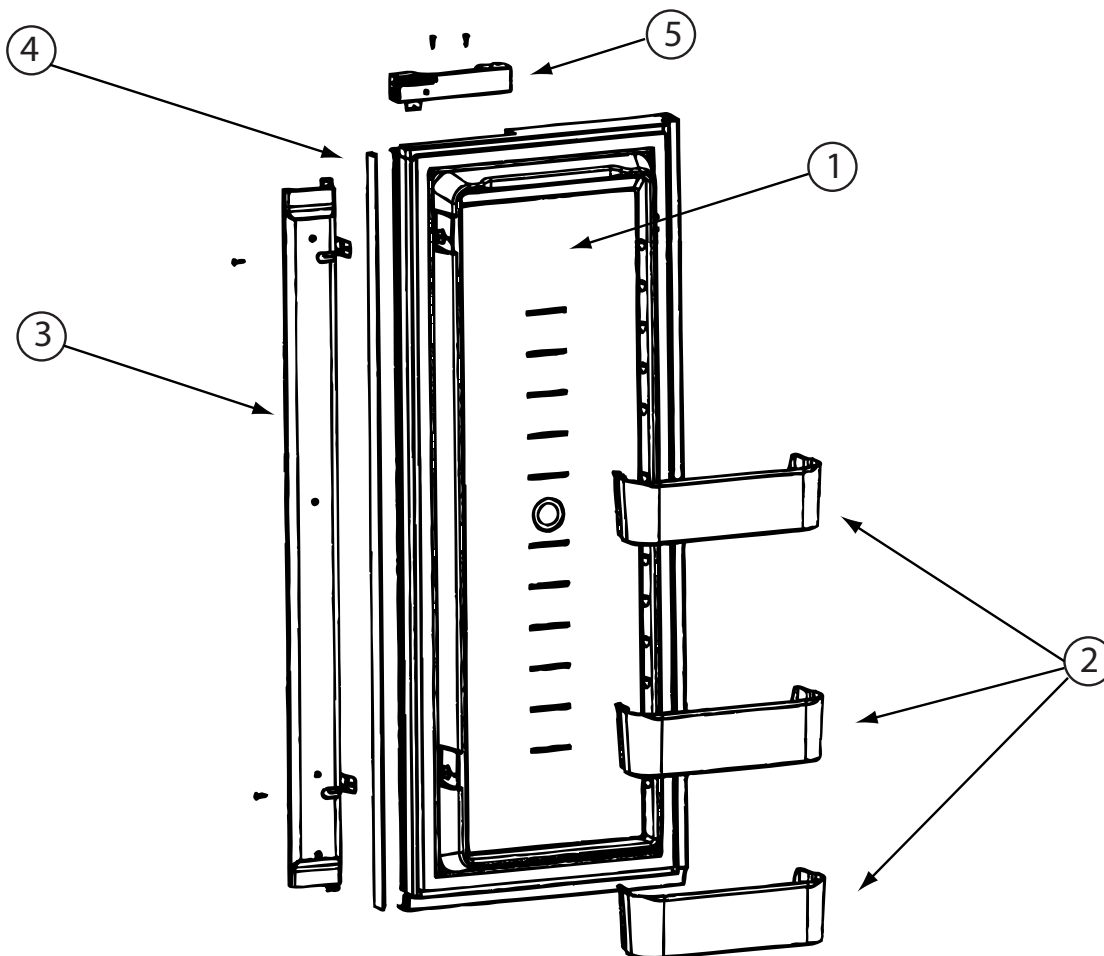


**125242-06-01A (CONTINUED)**

<b>KEY</b>	<b>PART NUMBER</b>	<b>U/M</b>	<b>DESCRIPTION</b>	<b>VENDOR NO.</b>
1	125242-06-705	EA	LINER-DOOR/LWR RH/PANEL TYPE	627944
2	125242-05-701	EA	BIN - DOOR SHELF	628686
3	125242-06-700	EA	RETAINER/PANEL-LWR DR RH/LH	627948
4	125242-02-700	EA	HANDLE(CONTOUR)TOP LH BTM RH	621107
	125242-02-722	EA	LATCH-STORAGE DR/BLK POINTED	619374

CONTACT WINNEBAGO PART SALES FOR UNLISTED COMPONENT(S)

**CABINET & APPLIANCE GROUP (CONTINUED)**  
**COMPONENT PARTS FOR CABINET & APPLIANCE LAYOUT (CONTINUED)**

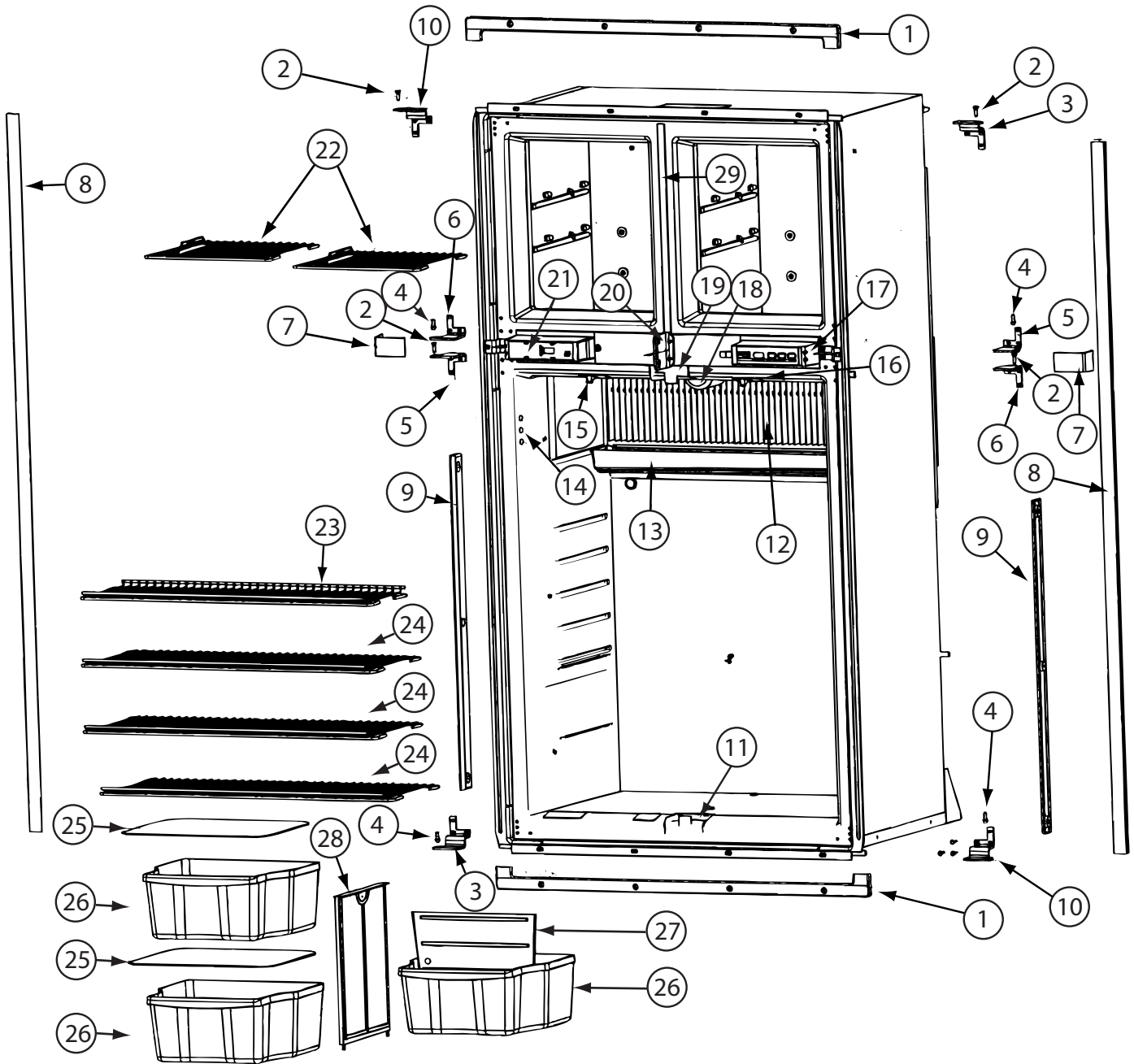


**125242-06-01A (CONTINUED)**

KEY	PART NUMBER	U/M	DESCRIPTION	VENDOR NO.
1	125242-06-706	EA	LINER-DOOR/LWR LH/PANEL TYPE	627943
2	125242-05-701	EA	BIN - DOOR SHELF	628686
3	125242-05-730	EA	FLAPPER REPLACE SERV. KIT	631366
4	125242-06-700	EA	RETAINER/PANEL-LWR DR RH/LH	627948
5	125242-02-701	EA	HANDLE(CONTOUR)TOP RH LWR LH	621106
	125242-02-722	EA	LATCH-STORAGE DR/BLK POINTED	619374

CONTACT WINNEBAGO PART SALES FOR UNLISTED COMPONENT(S)

**CABINET & APPLIANCE GROUP (CONTINUED)**  
**COMPONENT PARTS FOR CABINET & APPLIANCE LAYOUT (CONTINUED)**



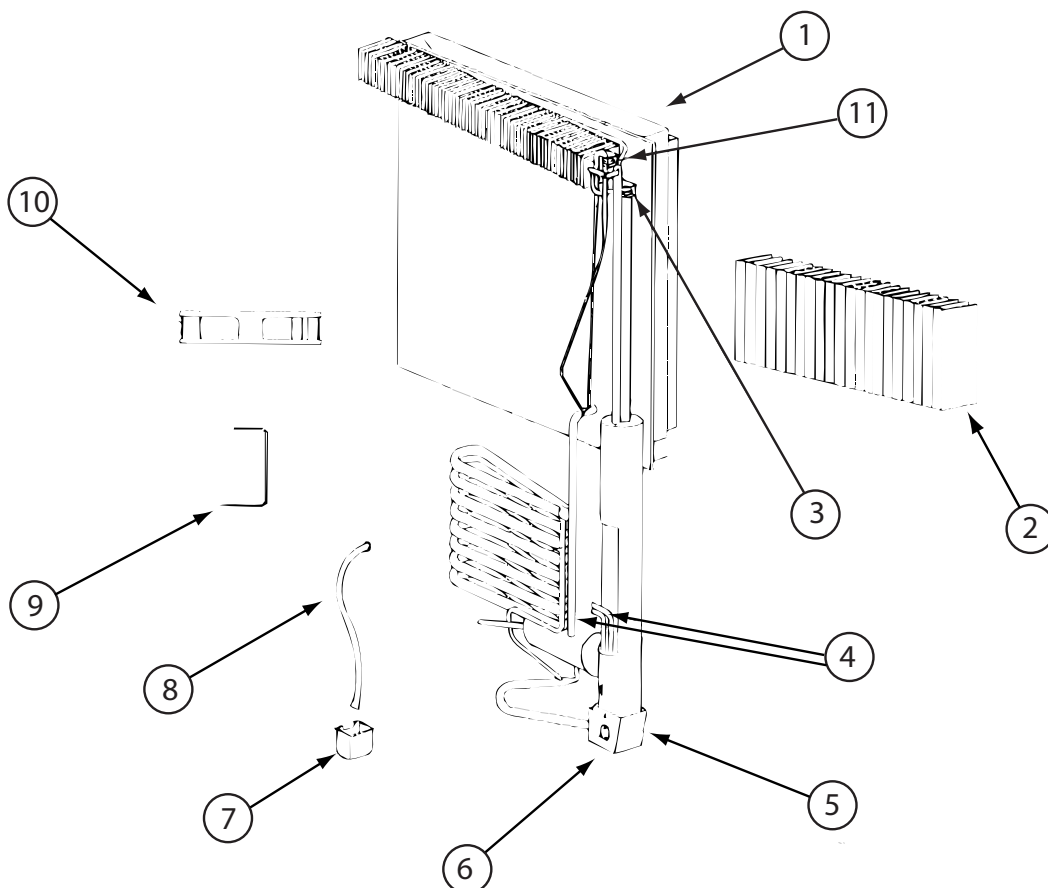
125242-06-01A

**CABINET & APPLIANCE GROUP (CONTINUED)**  
**COMPONENT PARTS FOR CABINET & APPLIANCE LAYOUT (CONTINUED)**

**125242-06-01A (CONTINUED)**

<b>KEY</b>	<b>PART NUMBER</b>	<b>U/M</b>	<b>DESCRIPTION</b>	<b>VENDOR NO.</b>
1	125242-01-767	EA	KIT INSTALL(U TRIM PCS)HDW	623528
2	125242-03-715	EA	HINGE PIN/UPR-WRAPPED DOORS	623899
3	125242-05-707	EA	HINGE-OUTER/UPPER RH/LWR LH	628946
4	113737-01-710	EA	PIN-HINGE, BOTTOM	61550722
5	125242-05-708	EA	HINGE-INNER/UPPER RH/LWR LH	624363
6	125242-05-709	EA	HINGE-INNER/UPPER LH/LWR RH	624364
7	125242-05-710	EA	COVER - HINGE	627955
8	125242-01-766	EA	TRIM-LT/RT HAND-SCREW ON	623254
9	125242-02-720	EA	RETAINER/SHELF(SER#926685 UP	622033
10	125242-05-711	EA	HINGE-OUTER/UPPER LH/LWR RH	628945
11	125242-06-702	EA	GUIDE BLOCK-FLAPPER/BTM/BLK	631360
12	125242-05-713	EA	FINS	618785
13	125242-01-712	EA	DRIP TRAY	618774
14	125242-02-741	EA	PROBE - CONTACT/LARGE	620689
15	125242-01-768	EA	SWITCH - DOOR LIGHT	623918
16	125242-02-706	EA	LAMP/WIRE ASM/SER#849677 UP	620871
17	125242-05-706	EA	CONTROL ASM - OPTICAL	629113
18	125242-02-708	EA	COVER/LAMP BRACKET	621827
19	125242-05-714	EA	GUIDE BLOCK-FLAPPER/TOP/BLK	629111
21	125242-05-716	EA	BOX/FRONT - DUMMY	624366
22	125242-01-725	EA	SHELF-FREEZER (WIRE)	618847
23	125242-01-727	EA	SHELF-WIRE (SHORT)	618849
24	125242-01-726	EA	SHELF-WIRE (LONG)	618848
25	125242-01-706	EA	COVER-CRISPER	618757
26	125242-05-717	EA	BIN - BOTTLE/CRISPER	628688
27	125242-05-718	EA	DIVIDER - BOTTLE/CRISPER	628694
28	125242-01-749	EA	SUPPORT - WALL	618840
29	125242-02-741	EA	STRIP-FREEZER-BLACK	625210 #1291391 &UP
	084880-03-705	EA	BRACKET-LIGHT-INTERIOR	61629722
	084880-03-706	EA	BULB-LAMP	61628922
	120075-01-714	EA	PLUG-HOLE (BLACK)	618170
	125242-05-725	EA	PLATE - F/DUMMY BOX	628460
	125242-05-730	EA	FLAPPER REPLACE SERV. KIT	631366
			CONTACT WINNEBAGO PART SALES FOR UNLISTED COMPONENT(S)	

**CABINET & APPLIANCE GROUP (CONTINUED)**  
**COMPONENT PARTS FOR CABINET & APPLIANCE LAYOUT (CONTINUED)**

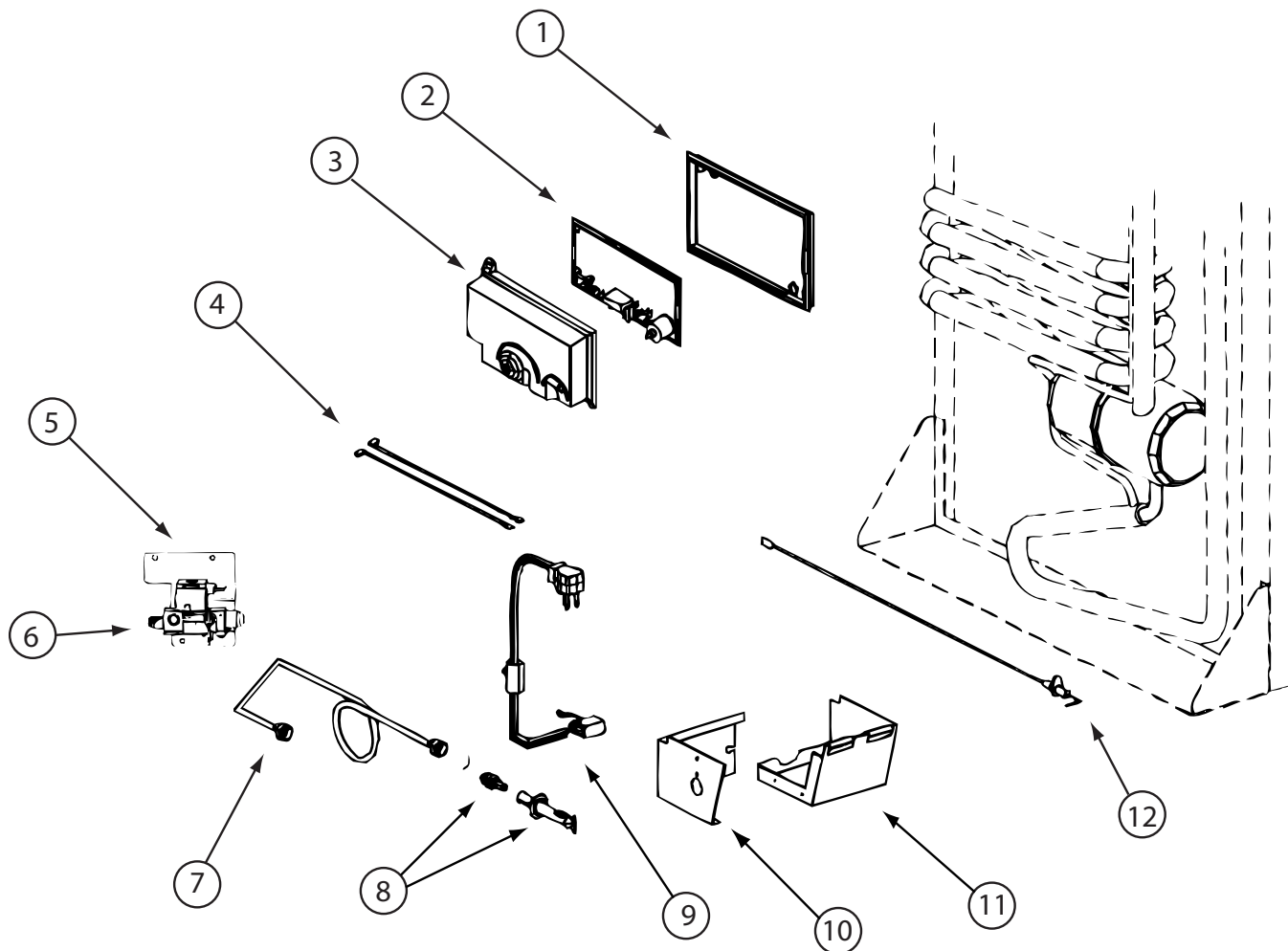


**125242-06-01A (CONTINUED)**

KEY	PART NUMBER	U/M	DESCRIPTION	VENDOR NO.
1	125242-01-772	EA	COOLING UNIT-1200-8835499 UP	630391
2	125242-05-713	EA	FINS	618785
4	125242-01-732	EA	HEATER AC - 225W/110VAC	618872
5	125242-01-739	EA	BASE-BURNER BOX	618902
6	125242-01-740	EA	COVER-BURNER BOX	618910
9	125242-05-721	EA	BRACKET-DC FAN-SN 914576 UP	628747
10	125242-05-722	EA	FAN-EXTRNL DC-SN 914576 UP	628685
11	113737-01-754	EA	THERMOSTAT (FAN 12V DC)	618093
	125242-01-742	EA	WIRE ASM.-BAFFLE 55.15"	618915
	125242-05-728	EA	SWITCH-THERMAL (RPL KIT)	630037
	125242-05-729	EA	SWITCH-THERMAL (RPL KIT)	630103

CONTACT WINNEBAGO PART SALES FOR UNLISTED COMPONENT(S)

**CABINET & APPLIANCE GROUP (CONTINUED)**  
**COMPONENT PARTS FOR CABINET & APPLIANCE LAYOUT (CONTINUED)**

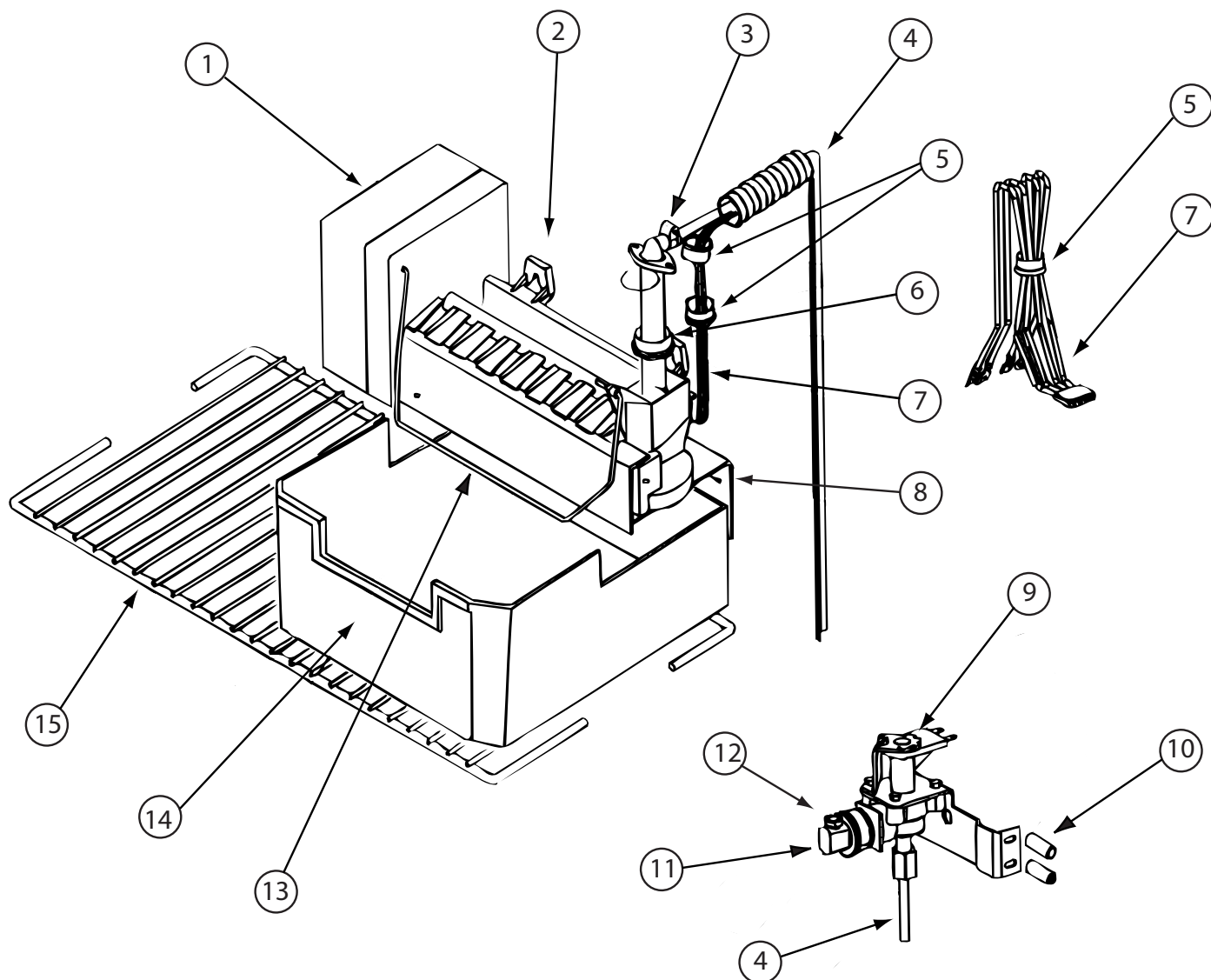


125242-03-02A, 125242-05-02A, 125242-06-01A (CONTINUED)

KEY	PART NUMBER	U/M	DESCRIPTION	VENDOR NO.
1	121569-08-701	EA	BASE - POWER BOARD	628674
2	121568-06-709	EA	BOARD/POWER-N611/N822F/1201	628661
3	121569-08-702	EA	COVER-POWER BOARD	628677
4	125242-02-709	EA	WIRE/WHITE/9"/GAS VALVE	621448
6	121569-08-703	EA	GAS VALVE - SOLENOID	628741
7	125242-05-723	EA	BURNER TUBE	624683
8	125242-02-743	EA	BURNER ORF ADAP-7 SLOT BRNR	629013
9	125242-03-732	EA	CORD - AC POWER- W/ICE MAKER	618406
10	125242-01-740	EA	COVER-BURNER BOX	618910
11	125242-01-739	EA	BASE-BURNER BOX	618902
12	104137-06-715	EA	ELECTRODE-SPARK/SENSOR, SGL	61692222

CONTACT WINNEBAGO PART SALES FOR UNLISTED COMPONENT(S)

**CABINET & APPLIANCE GROUP (CONTINUED)**  
**COMPONENT PARTS FOR CABINET & APPLIANCE LAYOUT (CONTINUED)**

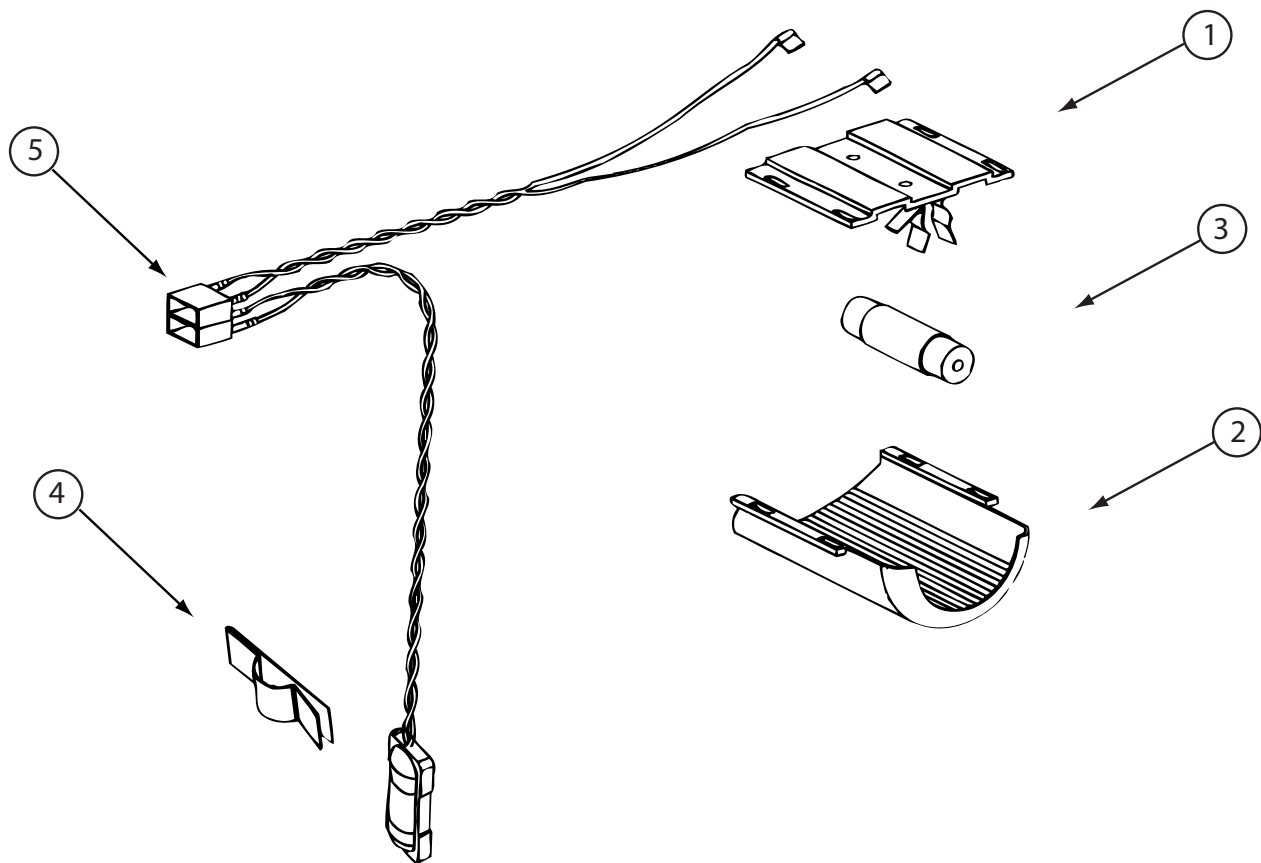


**125242-03-02A, 125242-05-02A, 125242-06-01A (CONTINUED)**

KEY	PART NUMBER	U/M	DESCRIPTION	VENDOR NO.
2	094039-07-706	EA	ICE MAKER W/O PLATES	61656522
4	125242-05-724	EA	WATER TUBE/HEATER ASM	621429
6	120075-03-706	EA	FITTING WATER LINE	620039
8	125242-01-737	EA	BRACKET-MOUNTING (ICE MAKER)	618894/620890
9	120075-03-701	EA	WATER VALVE - W/BRACKET	618253
11	094039-07-707	EA	GARDEN HOSE ADAP W/BRASS NUT	61679622
12	094039-07-708	EA	NUT - COMPRESSION	622991
13	120075-03-703	EA	ARM-SHUT OFF	61656922
14	125242-01-716	EA	ICE BIN	618803
15	125242-01-725	EA	SHELF-FREEZER (WIRE)	618847
	120075-09-703	EA	THERMOSTAT	620240

CONTACT WINNEBAGO PART SALES FOR UNLISTED COMPONENT(S)

**CABINET & APPLIANCE GROUP (CONTINUED)**  
**COMPONENT PARTS FOR CABINET & APPLIANCE LAYOUT (CONTINUED)**

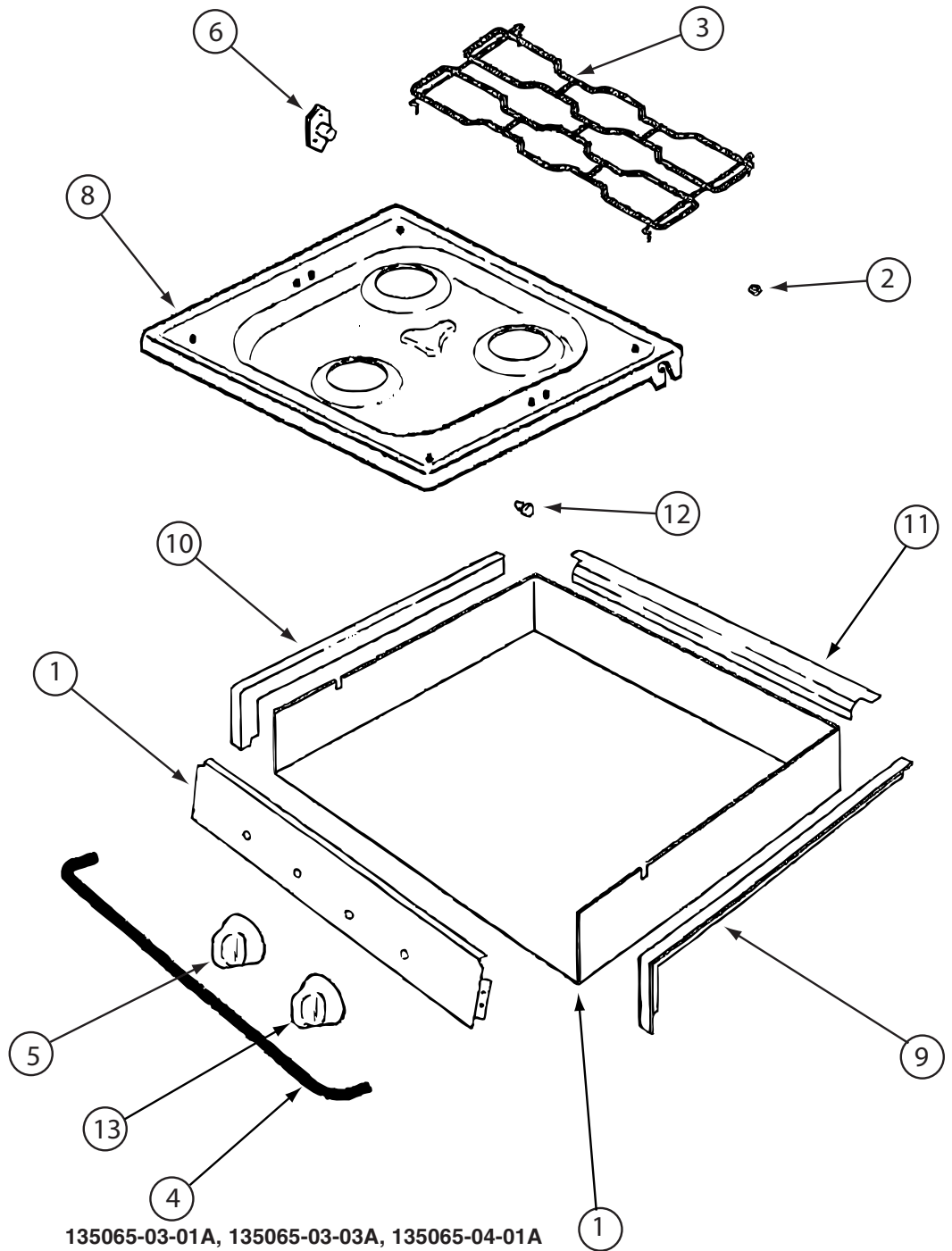


125242-03-02A, 125242-05-02A, 125242-06-01A (CONTINUED)

KEY	PART NUMBER	U/M	DESCRIPTION	VENDOR NO.
1	084880-03-705	EA	BRACKET-LIGHT-INTERIOR	61629722
2	125242-02-708	EA	COVER/LAMP BRACKET	621827
3	084880-03-706	EA	BULB-LAMP	61628922
4	084880-01-760	EA	CLIP (THERMISTER)	61689122
5	125242-02-706	EA	LAMP/WIRE ASM/SER#849677 UP	620871



**CABINET & APPLIANCE GROUP (CONTINUED)**  
**COMPONENT PARTS FOR CABINET & APPLIANCE LAYOUT (CONTINUED)**

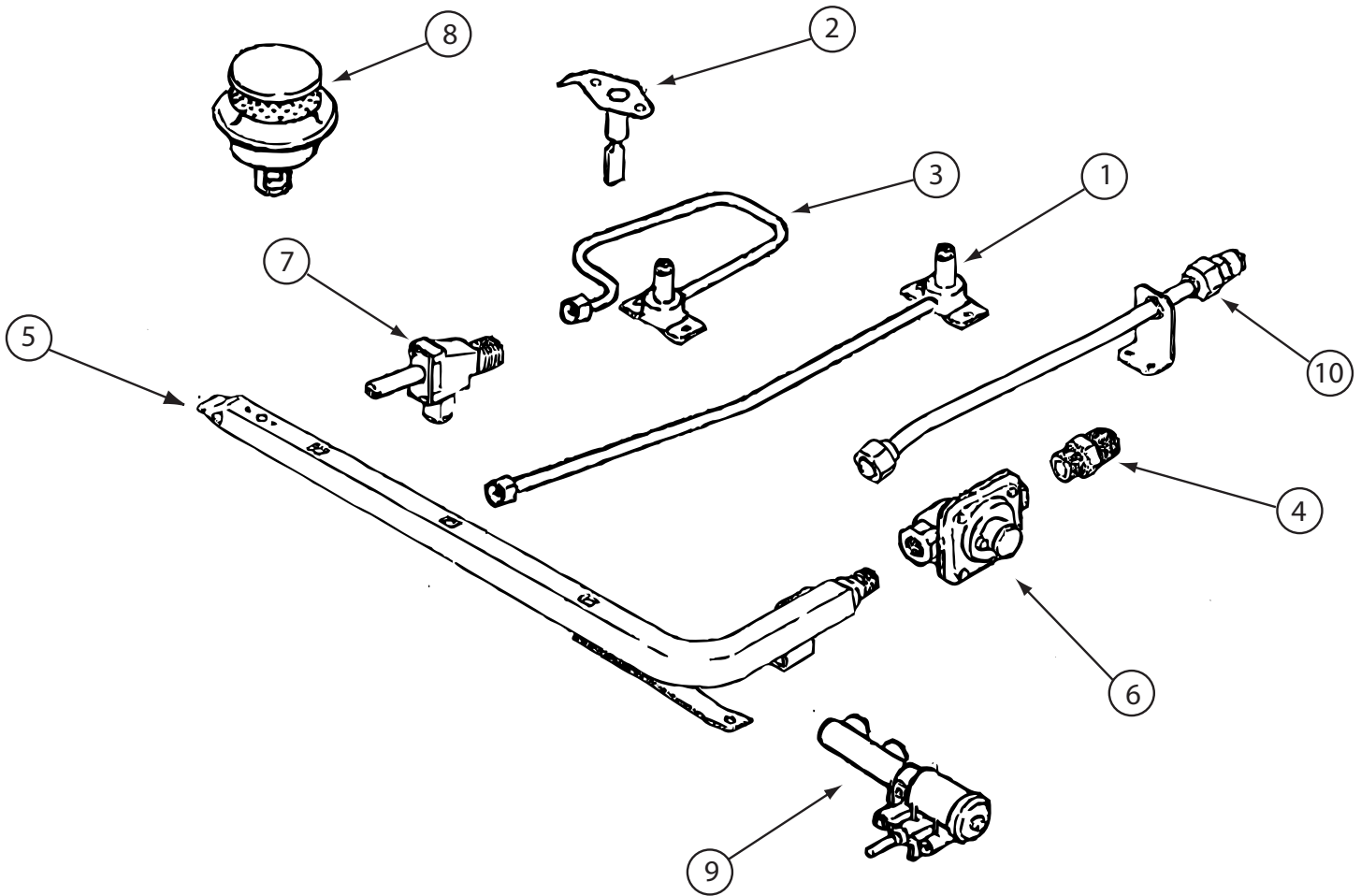


135065-03-01A, 135065-03-03A, 135065-04-01A

KEY	PART NUMBER	U/M	DESCRIPTION	VENDOR NO.
2	102020-01-709	EA	BUMPER-GRATE	8007P020-60
3	135065-03-703	EA	GRATE - BLACK(SEALED BURNER)	74007304
4	114030-02-700	EA	GUARD/FABRIC - TOWEL BAR	3609F006-70
5	128728-01-701	EA	KNOB - BURNER - REAR	74003941 (1 PER)
5	128728-01-702	EA	KNOB - BURNER - FRONT	74003942
6	128728-01-703	EA	PIN/T-NUT F/HINGE	7103P109-60
7	135065-03-704	EA	PANEL - MANIFOLD (BLACK)	74007330
8	128728-01-705	EA	TOP - MAIN - BLACK	74003928
8	135065-03-715	EA	TOP - MAIN - STAINLESS STEEL	74007299
9	114030-01-704	EA	TRIM - RIGHT/BLACK TEXTURED	74002839
10	114030-01-705	EA	TRIM - LEFT/BLACK TEXTURED	74002840
11	114030-01-706	EA	TRIM - REAR/BLACK TEXTURED	74002841
12	102020-01-724	EA	BUMPER-MAIN TOP	8003P008-60
13	128728-01-707	EA	KNOB - IGNITOR	74003944

CONTACT WINNEBAGO PART SALES FOR UNLISTED COMPONENT(S)

**CABINET & APPLIANCE GROUP (CONTINUED)**  
**COMPONENT PARTS FOR CABINET & APPLIANCE LAYOUT (CONTINUED)**

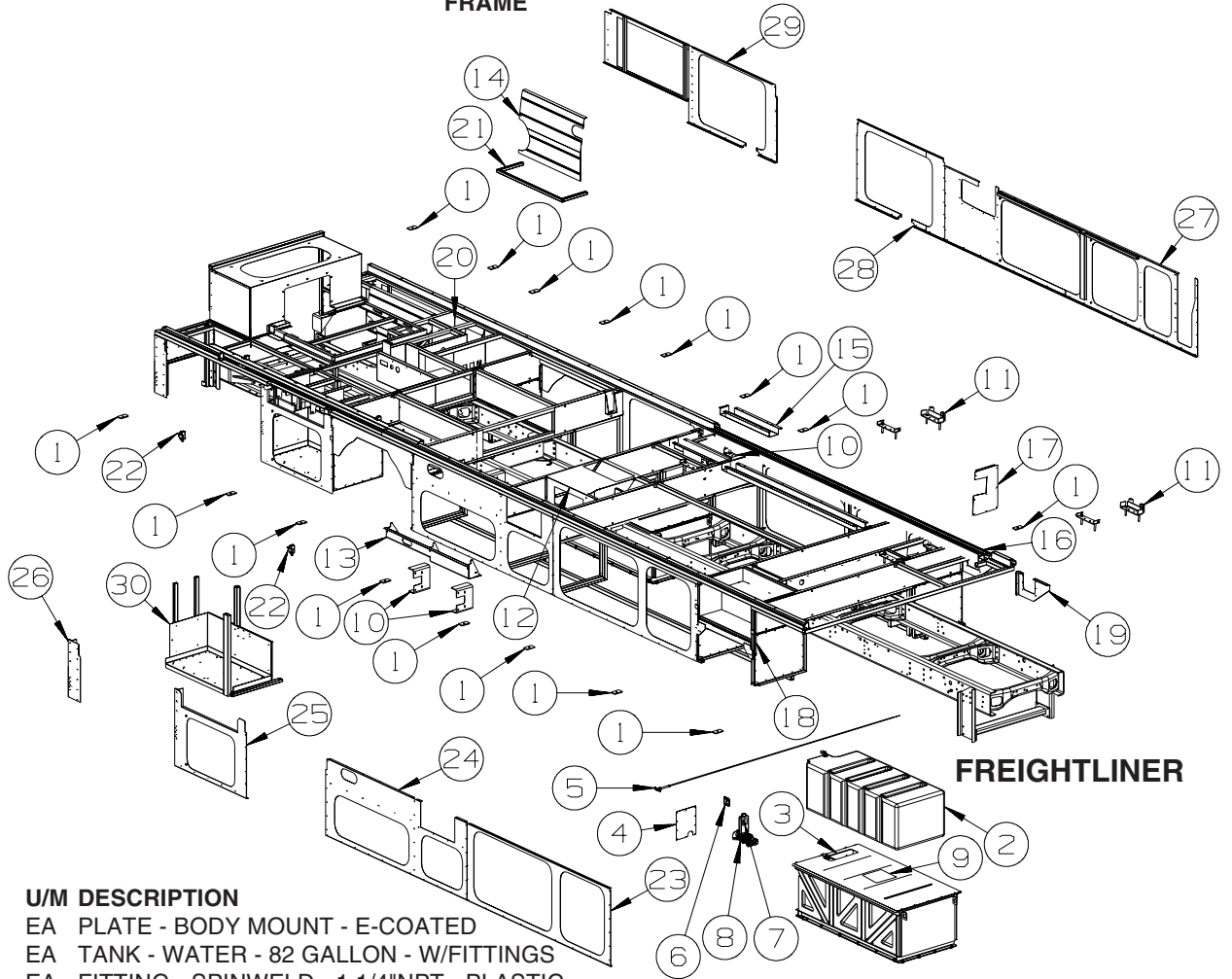


**135065-03-01A, 135065-03-03A, 135065-04-01A (CONTINUED)**

KEY	PART NUMBER	U/M	DESCRIPTION	VENDOR NO.
1	128728-01-708	EA	FITTING W/ORFICE/TUBE - REAR	74003931
2	135065-01-701	EA	IGNITOR/PORCELAIN-TOP BURNER	74004053
3	128728-01-710	EA	FITTING W/ORFICE/TUBE - FRT	74003930
4	135065-03-700	EA	FITTING - HALF UNION	74004234
5	135065-01-702	EA	PIPE/MANIFOLD	74004642
6	126023-02-703	EA	REGULATOR - PRESSURE	74004235
7	135065-01-703	EA	VALVE/BURNER - REAR	74004643
7	135065-01-704	EA	VALVE/BURNER-FRT-HI	74004644
7	135065-03-701	EA	SCREW - VALVE	71003231
8	135065-03-702	EA	SEALED BURNER ASM.(BLACK) RV	74003967
9	128728-01-716	EA	IGNITOR - F/BURNERS	74003946
9	128728-01-717	EA	WIRES - IGNITOR	74003947

# CHASSIS GROUP

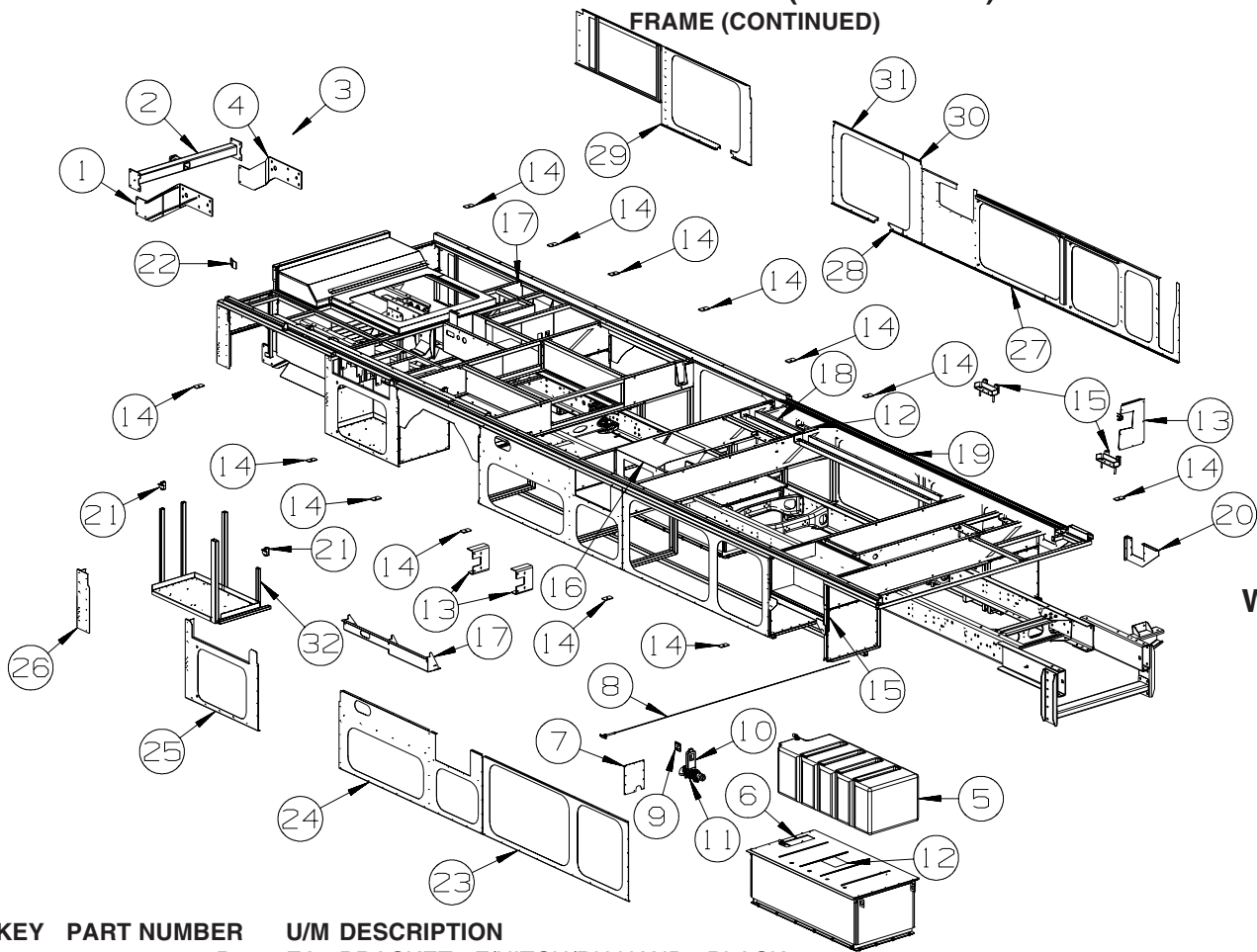
## FRAME



KEY	PART NUMBER	U/M	DESCRIPTION
1	135712-01-02B	EA	PLATE - BODY MOUNT - E-COATED
2	132678-04-000	EA	TANK - WATER - 82 GALLON - W/FITTINGS
2	042989-03-000	EA	FITTING - SPINWELD - 1 1/4"NPT - PLASTIC
2	042989-04-000	EA	FITTING - SPINWELD - 3/8"FPT - PLASTIC
2	042989-05-000	EA	FITTING - SPINWELD - 1/2"FPT - PLASTIC
2	049032-01-000	EA	PATCH - SPINWELD - 1"ID - 1.9"OD - PLASTIC
3	112091-01-000	FT	SEAL/D - NEOPRENE - HEAT ACTIVE ADHESIVE - .9" X .7"
4	133352-01-02B	EA	PANEL - ACCESS - WATER TANK - E-COATED
5	062421-08-000	EA	CABLE/ROD - F/DUMP VALVE - W/HANDLE - 108"
6	127170-01-000	EA	LABEL - WATER TANK DRAIN
7	062421-03-000	EA	VALVE/DUMP W/O HANDLE - 1 1/2" X 1 1/2" HUB
8	124184-01-000	EA	SUPPORT - WATER LINE - BEND
9	072877-08-000	EA	INSULATION - SOUND BARRIER- 1" X 54" X 48" - ADHESIVE BACK
10	120867-01-02B	EA	MOUNT - LP TANK - E-COAT
11	152558-10-02B	EA	BRACKET/MOUNT - F/SLIDEOUT - E-COATED
12	161049-02-02B	EA	COMPARTMENT - FURNACE - E-COATED
13	161170-03-02B	EA	BRACKET/SUPPORT - TANK - E-COATED
14	139420-04-02B	EA	SHIELD - A/C CONDENSOR - E-COATED
15	163282-02-02B	EA	CHANNEL/BOTTOM - WIRE PATH - E-COATED
16	160878-01-01A	EA	RAMP - SLIDEOUT - FLOOR/COACH - 155.7" - BRIGHT WHITE
17	163884-01-02B	EA	PANEL/ACCESS - RAM - E-COATED
18	113904-12-02B	EA	ANGLE - ATTACHMENT/WHEEL LIP - 17.7" - E-COAT
19	158521-09-02B	EA	PANEL - FUEL FILL - E-COATED
20	167151-01-02B	EA	COMPARTMENT - POWERCORD - E-COATED
21	134225-01-02B	EA	SUPPORT - CONDENSOR SHIELD - E-COATED
22	136780-03-02B	EA	ADJUSTER - SLIDE - E-COATED
23	162467-01-02B	EA	SEAL PLANE - E-COATED
24	162464-01-02B	EA	PLATE/SEAL - E-COATED
25	162604-01-02B	EA	PLATE/SEAL - E-COATED
26	161191-01-02B	EA	PLATE/SEAL - E-COATED
27	161197-02-02B	EA	SEAL PLANE - E-COATED
28	161194-05-02B	EA	PLATE/SEAL - E-COATED
29	161188-01-02B	EA	SEAL PLANE - E-COATED
30	167105-01-02B	EA	TRAY - BATTERY - E-COATED

# CHASSIS GROUP (CONTINUED)

## FRAME (CONTINUED)

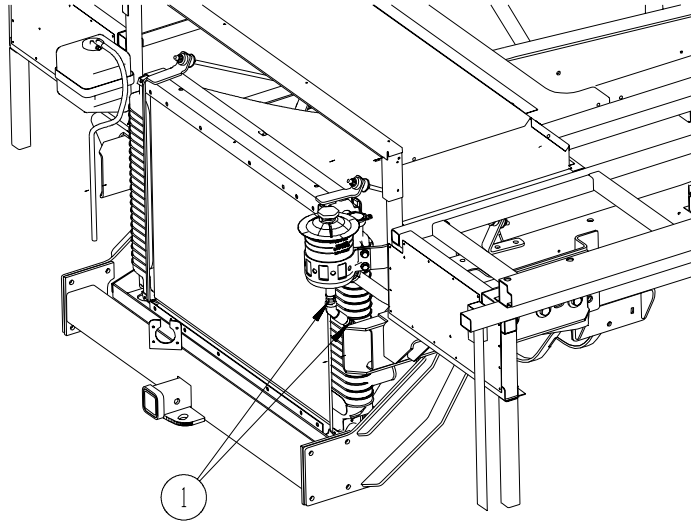


**WORKHORSE**

KEY	PART NUMBER	U/M	DESCRIPTION
1	161761-02-04B	EA	BRACKET - F/HITCH/RH HAND - BLACK
2	161761-01-04B	EA	RECEIVER/HITCH - CLASS 4 - BLACK - WORKHORSE
3	161761-04-000	EA	FASTENERS/HARDWARE - HITCH
4	161761-03-04B	EA	BRACKET - F/HITCH/LH HAND - BLACK
5	132678-04-000	EA	TANK - WATER - 82 GALLON - W/FITTINGS
5	042989-03-000	EA	FITTING - SPINWELD - 1 1/4"NPT - PLASTIC
5	042989-04-000	EA	FITTING - SPINWELD - 3/8"FPT - PLASTIC
5	042989-05-000	EA	FITTING - SPINWELD - 1/2"FPT - PLASTIC
5	049032-01-000	EA	PATCH - SPINWELD - 1"ID - 1.9"OD - PLASTIC
6	112091-01-000	FT	SEAL/D - NEOPRENE - HEAT ACTIVE ADHESIVE - .9" X .7"
7	133352-01-02B	EA	PANEL - ACCESS - WATER TANK - E-COATED
8	062421-08-000	EA	CABLE/ROD - F/DUMP VALVE - W/HANDLE - 108"
9	127170-01-000	EA	LABEL - WATER TANK DRAIN
10	062421-03-000	EA	VALVE/DUMP W/O HANDLE - 1 1/2" X 1 1/2" HUB
11	124184-01-000	EA	SUPPORT - WATER LINE - BEND
12	072877-08-000	EA	INSULATION - SOUND BARRIER- 1" X 54" X 48" - ADHESIVE BACK
13	120867-01-02B	EA	MOUNT - LP TANK - E-COAT
14	135712-01-02B	EA	PLATE - BODY MOUNT - E-COATED
15	152558-10-02B	EA	BRACKET/MOUNT - F/SLIDEOUT - E-COATED
16	161049-02-02B	EA	COMPARTMENT - FURNACE - E-COATED
17	161170-03-02B	EA	BRACKET/SUPPORT - TANK - E-COATED
18	163282-02-02B	EA	CHANNEL/BOTTOM - WIRE PATH - E-COATED
19	160878-01-01A	EA	RAMP - SLIDEOUT - FLOOR/COACH - 155.7" - BRIGHT WHITE
20	158521-09-02B	EA	PANEL - FUEL FILL - E-COATED
21	136780-03-02B	EA	ADJUSTER - SLIDE - E-COATED
22	161707-01-02B	EA	BRACKET - RESERVOIR/POWER STEERING - E-COATED
23	162467-01-02B	EA	SEAL PLANE - E-COATED
24	162464-01-02B	EA	PLATE/SEAL - E-COATED
25	162604-01-02B	EA	PLATE/SEAL - E-COATED
26	161191-01-02B	EA	PLATE/SEAL - E-COATED
27	161197-02-02B	EA	SEAL PLANE - E-COATED
28	161194-05-02B	EA	PLATE/SEAL - E-COATED
29	161188-01-02B	EA	SEAL PLANE - E-COATED

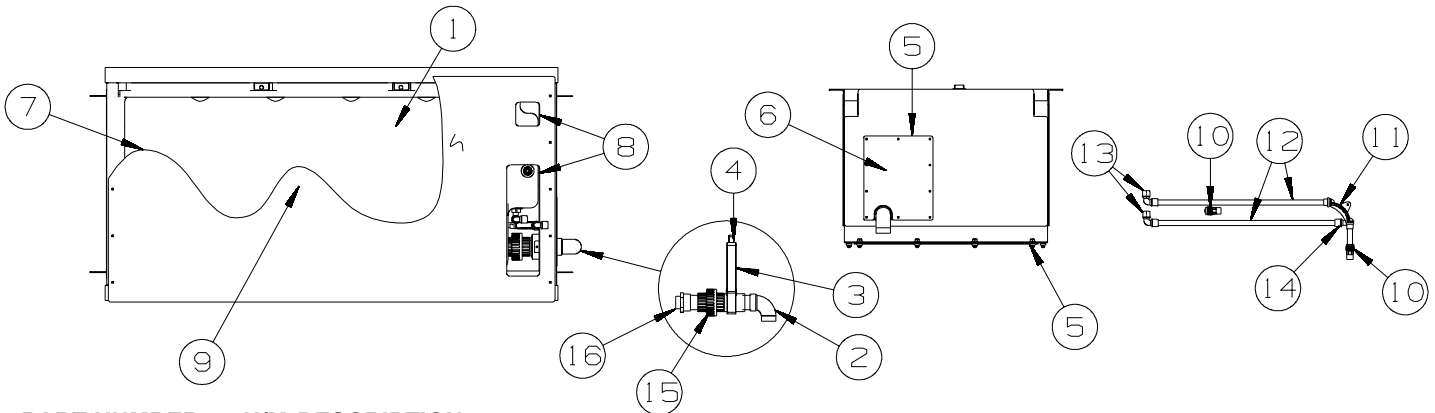
## CHASSIS GROUP (CONTINUED) FRAME (CONTINUED)

KEY	PART NUMBER	U/M	DESCRIPTION
30	161194-02-02B	EA	PLATE/SEAL - E-COATED
31	161194-04-02B	EA	PLATE/SEAL - E-COATED
32	167105-01-02B	EA	TRAY - BATTERY - E-COATED



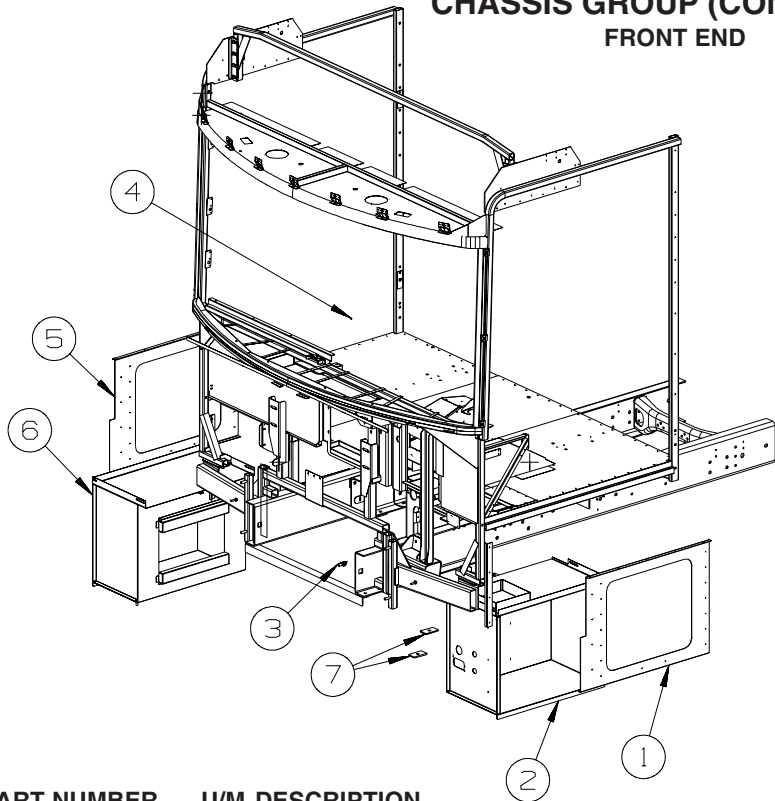
**WORKHORSE**

KEY	PART NUMBER	U/M	DESCRIPTION
1	090338-03-000	EA	FITTING - HOSE - 3/4"ID - 2" LENGTH - BRASS



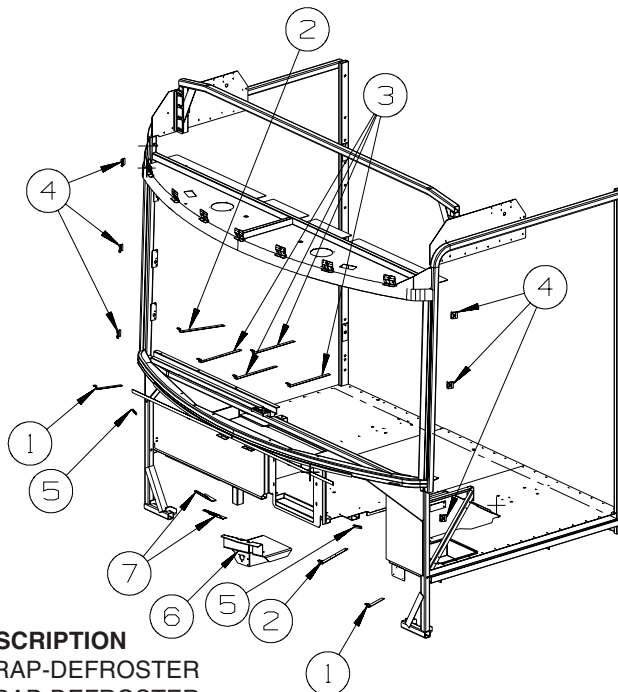
KEY	PART NUMBER	U/M	DESCRIPTION
1	132678-04-000	EA	TANK - WATER - 82 GALLON - W/FITTINGS
	042989-03-000	EA	FITTING - SPINWELD - 1 1/4"NPT - PLASTIC
	042989-04-000	EA	FITTING - SPINWELD - 3/8"FPT - PLASTIC
	042989-05-000	EA	FITTING - SPINWELD - 1/2"FPT - PLASTIC
	049032-01-000	EA	PATCH - SPINWELD - 3/8" - PLASTIC
2	010009-01-000	EA	ELBOW - 90 DEGREE - 1/4 BEND - 1 1/2" - PLASTIC
3	062421-03-000	EA	VALVE/DUMP W/O HANDLE - 1 1/2" X 1 1/2" HUB
4	062421-08-000	EA	CABLE/ROD - F/DUMP VALVE - W/HANDLE - 108"
4	127170-01-000	EA	LABEL - WATER TANK DRAIN
4	143994-02-12B	EA	BRACKET/MOUNTING - VALVE - BRIGHT WHITE
5	099069-01-000	FT	SEAL - RUBBER - CLOSED SPONGE - .5" WIDE X .12" THICK-BLK
6	133352-01-02B	EA	PANEL - ACCESS - WATER TANK - E-COATED
7	098408-01-000	FT	SEAL - SPONGE RUBBER - CLOSED CELL
8	112091-01-000	FT	SEAL/D - NEOPRENE - HEAT ACTIVE ADHESIVE - .9" X .7"
9	072877-03-000	EA	INSULATION - SOUND BARRIER- 1" X 36" X 57" - ADHESIVE BACK

## CHASSIS GROUP (CONTINUED) FRONT END



**WORKHORSE**

KEY	PART NUMBER	U/M	DESCRIPTION
1	160480-01-02B	EA	PANEL/SEAL PLANE - FRONT - E-COATED
2	160481-03-02B	EA	COMPARTMENT - LUGGAGE - E-COATED
3	098196-01-000	EA	LATCH - 1/4 TURN - T-BAR
4	099418-01-000	FT	SEAL - D-SECTION/ADHESIVE BACK - .44" X .44" - BLK RUBBER
5	160480-02-02B	EA	PANEL/SEAL PLANE - FRONT - E-COATED
6	160481-04-02B	EA	COMPARTMENT - LUGGAGE - E-COATED
7	135712-01-02B	EA	PLATE - BODY MOUNT - E-COATED



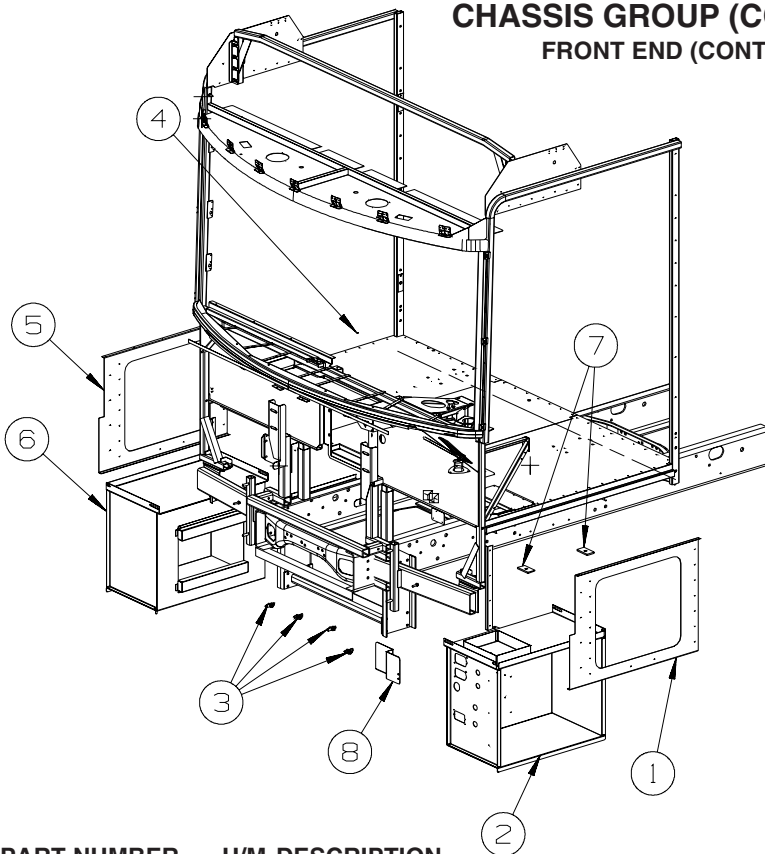
**WORKHORSE**

KEY	PART NUMBER	U/M	DESCRIPTION
1	163979-03-01B	EA	STRAP-DEFROSTER
2	163979-02-01B	EA	STRAP-DEFROSTER
3	163979-01-01B	EA	STRAP-DEFROSTER
4	148935-01-01B	EA	BRACKET - WINDSHIELD - MILL
5	126289-65-01B	EA	ANGLE - FORMED
6	156774-03-01B	EA	BRACKET - WIPER MOTOR
7	134202-01-01B	EA	REINFORCEMENT - SUPPORT - LOWER WINDSHIELD/MIDDLE



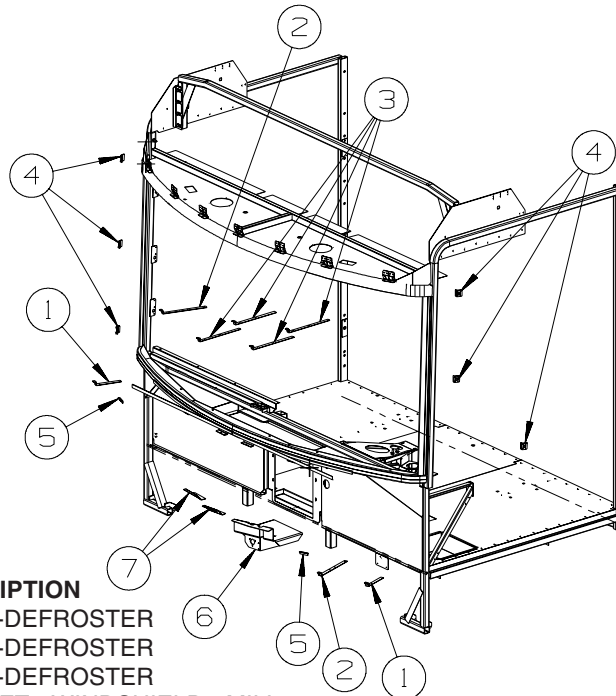
**CHASSIS GROUP (CONTINUED)**  
**FRONT END (CONTINUED)**

**FREIGHTLINER**



KEY	PART NUMBER	U/M	DESCRIPTION
1	160480-01-02B	EA	PANEL/SEAL PLANE - FRONT - E-COATED
2	160481-05-02B	EA	COMPARTMENT - LUGGAGE - E-COATED
3	098196-01-000	EA	LATCH - 1/4 TURN - T-BAR
4	099418-01-000	FT	SEAL - D-SECTION/ADHESIVE BACK - .44" X .44" - BLK RUBBER
5	160480-02-02B	EA	PANEL/SEAL PLANE - FRONT - E-COATED
6	160481-02-02B	EA	COMPARTMENT - LUGGAGE - E-COATED
7	135712-01-02B	EA	PLATE - BODY MOUNT - E-COATED
8	142478-02-01B	EA	BRACKET - VALVE - AIR SOURCE - MILL

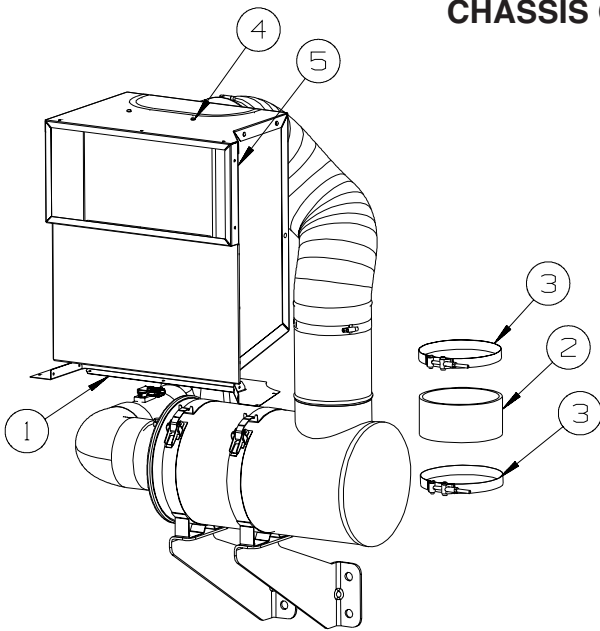
**FREIGHTLINER**



KEY	PART NUMBER	U/M	DESCRIPTION
1	163979-03-01B	EA	STRAP-DEFROSTER
2	163979-02-01B	EA	STRAP-DEFROSTER
3	163979-01-01B	EA	STRAP-DEFROSTER
4	148935-01-01B	EA	BRACKET - WINDSHIELD - MILL
5	126289-65-01B	EA	ANGLE - FORMED
6	156774-03-01B	EA	BRACKET - WIPER MOTOR
7	134202-01-01B	EA	REINFORCEMENT - SUPPORT - LOWER WINDSHIELD/MIDDLE

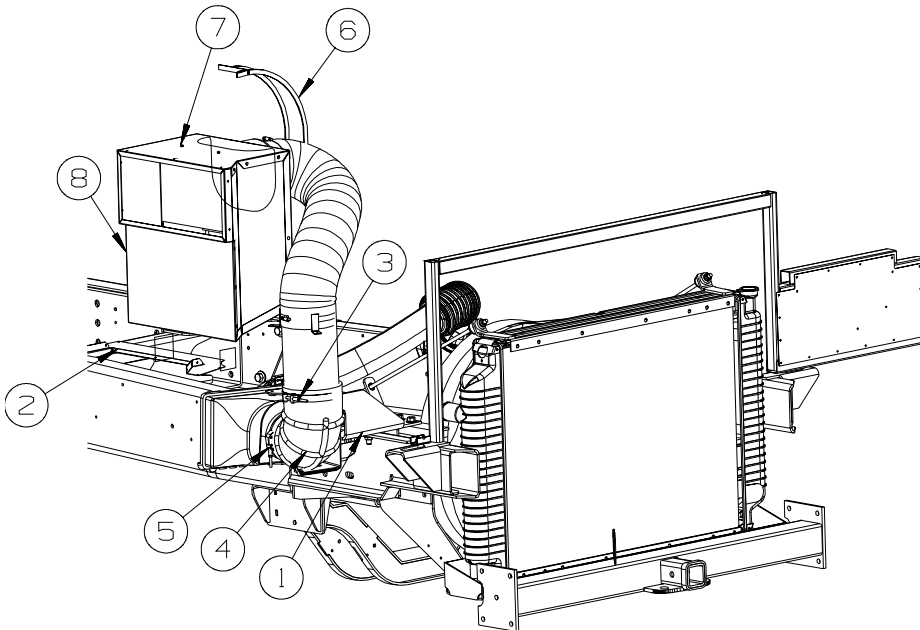
## CHASSIS GROUP (CONTINUED) AIR INTAKE

FREIGHTLINER



KEY	PART NUMBER	U/M	DESCRIPTION
1	168125-01-02B	EA	PLATE/SEAL - AIR INTAKE - E-COATED
2	124497-02-000	EA	SLEEVE - RUBBER - 6"ID X 3"L
3	125083-01-01A	EA	CLAMP - T BOLT - 6"
4	166785-01-02B	EA	PANEL/TOP - AIR INTAKE - E-COATED
5	166777-01-02B	EA	BOX/AIR - INTAKE/ENGINE - E-COATED

WORKHORSE

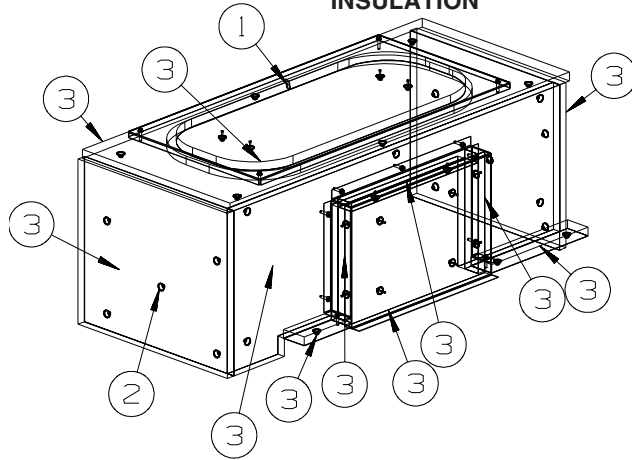


KEY	PART NUMBER	U/M	DESCRIPTION
1	161275-02-02B	EA	BRACKET - AIR FILTER - BLACK
2	168125-01-02B	EA	PLATE/SEAL - AIR INTAKE - E-COATED
3	125083-01-01A	EA	CLAMP - T BOLT - 6"
4	123362-04-000	EA	ELBOW - AIR INTAKE - RUBBER - 90 DEGREE 6" ID
5	125083-04-01A	EA	CLAMP - T BOLT - 5.5"
6	099069-01-000	FT	SEAL - RUBBER - CLOSED SPONGE - .5" WIDE X .12" THICK-BLK
7	166785-01-02B	EA	PANEL/TOP - AIR INTAKE - E-COATED
8	166777-01-02B	EA	BOX/AIR - INTAKE/ENGINE - E-COATED



# CHASSIS GROUP (CONTINUED)

## INSULATION

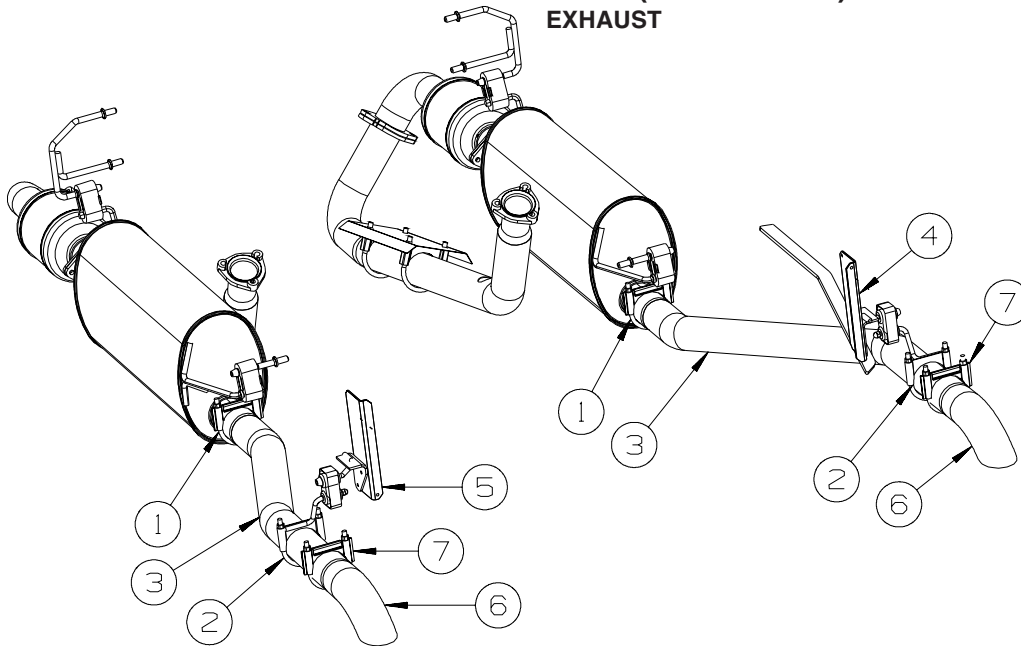


FREIGHTLINER

KEY	PART NUMBER	U/M	DESCRIPTION
1	039623-01-000	FT	SEAL - MOTOR COVER - RUBBER BULB TYPE
2	106648-01-000	EA	CAP - STUD - .120 TO .130 DIAMETER
3	072877-08-000	EA	INSULATION - SOUND BARRIER- 1" X 54" X 48" - ADHESIVE BACK

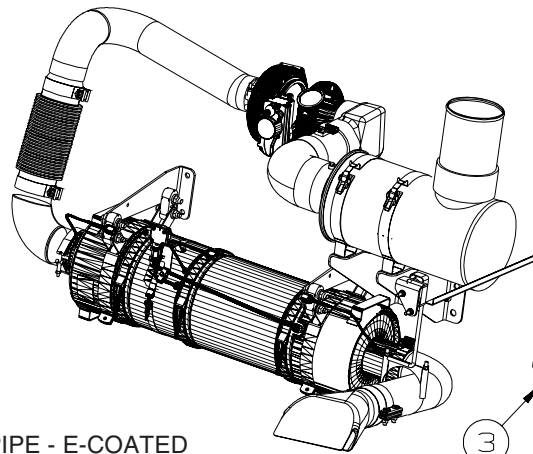
## CHASSIS GROUP (CONTINUED)

### EXHAUST



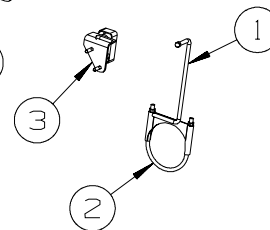
**WORKHORSE**

KEY	PART NUMBER	U/M	DESCRIPTION
	094918-01-000	EA	CLAMP - EXHAUST - 3" - GUILLOTINE STYLE
1	094918-06-000	EA	CLAMP - EXHAUST - 3" - HEAVY DUTY
2	122392-18-02B	EA	HANGER - TAILPIPE - FRONT - E-COATED
3	129726-06-000	EA	PIPE - EXHAUST
4	163518-01-02B	EA	HANGER - TAILPIPE - E-COATED
5	163518-02-02B	EA	HANGER - TAILPIPE - E-COATED
6	116425-05-000	EA	EXTENSION - EXHAUST - CHROMED - 3"
7	094918-06-000	EA	CLAMP - EXHAUST - 3" - HEAVY DUTY



**FREIGHTLINER**

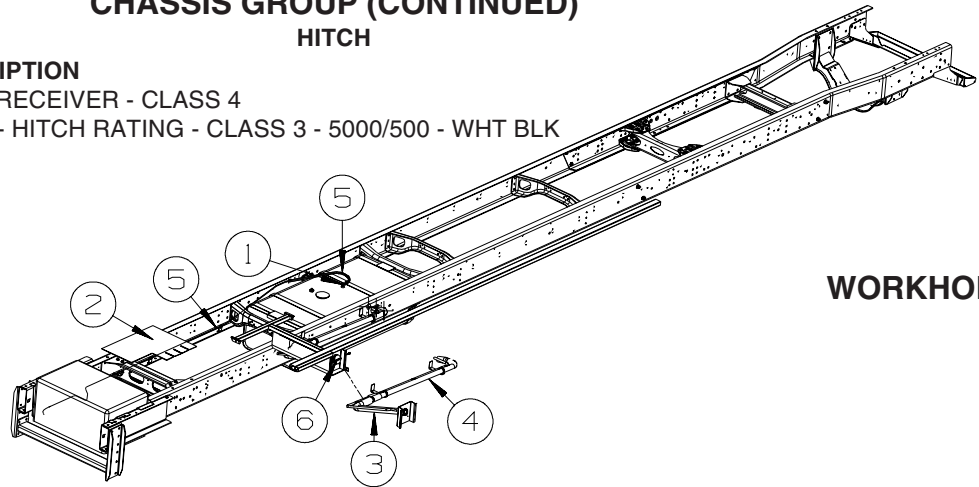
KEY	PART NUMBER	U/M	DESCRIPTION
1	122392-19-02B	EA	HANGER - TAILPIPE - E-COATED
2	094918-05-000	EA	CLAMP - EXHAUST - 4 7/16" - GUILLOTINE STYLE
3	143811-01-000	EA	HANGER - EXHAUST - FORD F53



## CHASSIS GROUP (CONTINUED)

### HITCH

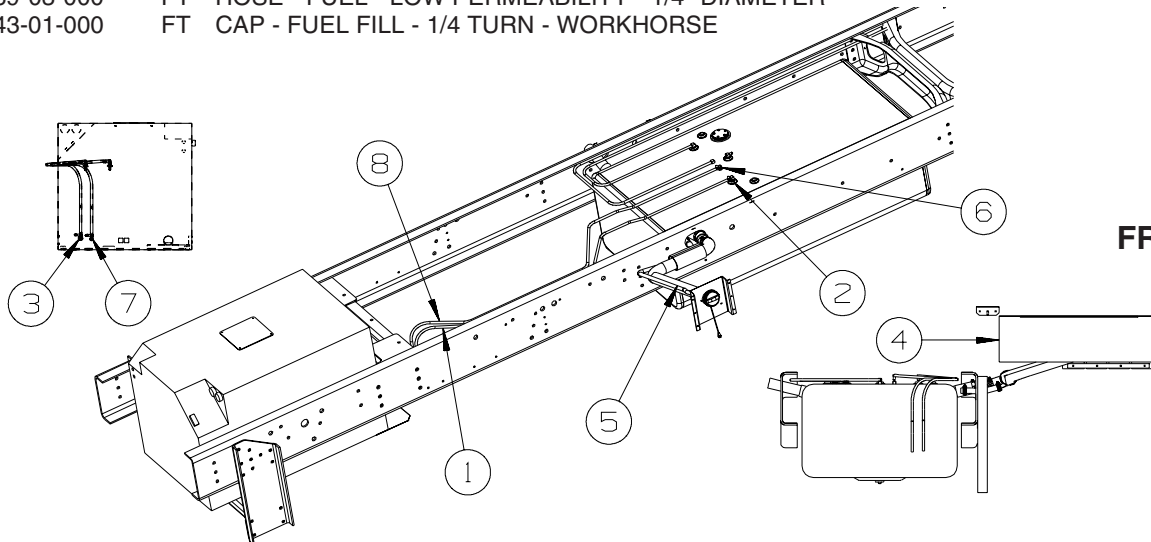
KEY	PART NUMBER	U/M	DESCRIPTION
	170943-02-04B	EA	HITCH/RECEIVER - CLASS 4
	172243-01-01A	EA	LABEL - HITCH RATING - CLASS 3 - 5000/500 - WHT BLK



**WORKHORSE**

### FUEL

KEY	PART NUMBER	U/M	DESCRIPTION
1	114254-01-000	EA	ADAPTER - 1/4" BARB X 1/8" MPT
1	068382-06-000	EA	BUSHING - 3/8" MPT X 1/8" FPT - BRASS
2	118726-09-000	EA	BAFFLE - FUEL FILL
3	162244-01-000	EA	NECK - FUEL FILL - LEFT HAND
4	162245-01-000	EA	TUBE - FUEL FILL
5	128139-03-000	FT	HOSE - FUEL - LOW PERMEABILITY - 1/4" DIAMETER
6	163743-01-000	FT	CAP - FUEL FILL - 1/4 TURN - WORKHORSE

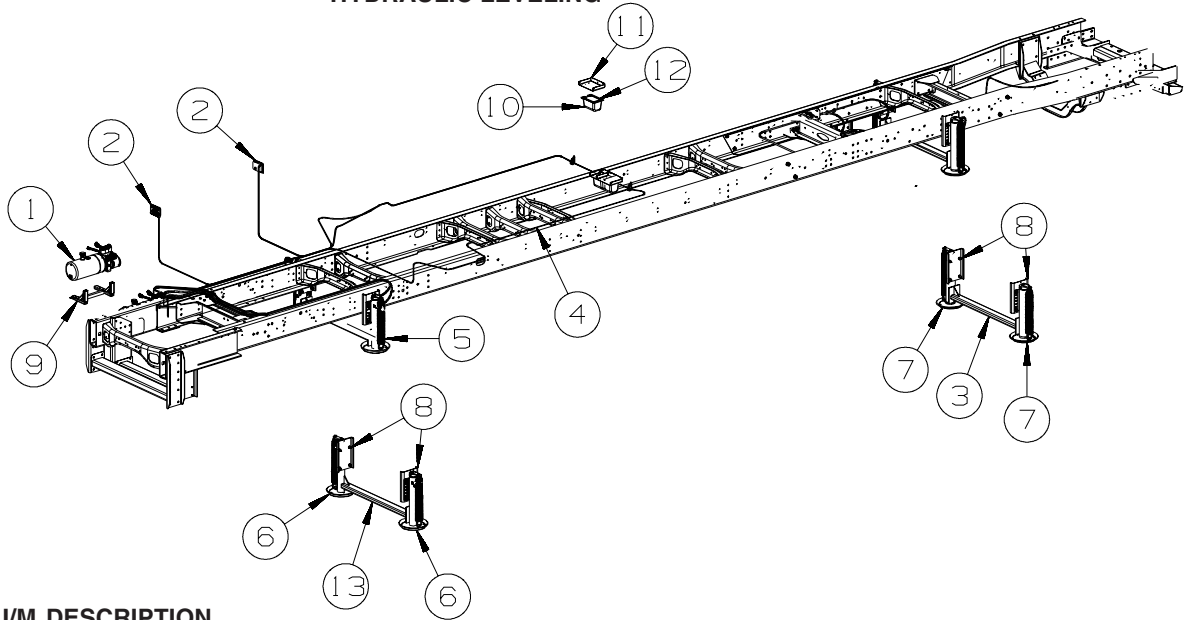


**FREIGHTLINER**

KEY	PART NUMBER	U/M	DESCRIPTION
1	024138-01-000	FT	HOSE - FUEL - 5/16" ID
2	114253-02-000	EA	ELBOW - 5/16 SINGLE BARB X 1/4 MPT
2	068382-02-000	EA	BUSHING - 3/8" MPT X 1/4" FPT - BRASS
3	114253-04-000	EA	ELBOW - 5/16 SINGLE BARB X 1/8 MPT
4	118726-09-000	EA	BAFFLE - FUEL FILL
5	162243-01-000	EA	NECK - FUEL FILL - LEFT HAND
6	068382-06-000	EA	BUSHING - 3/8" MPT X 1/8" FPT - BRASS
7	114253-01-000	EA	ELBOW - 1/4 SINGLE BARB X 1/8 MPT
8	128139-03-000	FT	HOSE - FUEL - LOW PERMEABILITY - 1/4" DIAMETER

## CHASSIS GROUP (CONTINUED)

### HYDRAULIC LEVELING



KEY	PART NUMBER	U/M	DESCRIPTION
1*	165120-02-000	EA	PUMP - LEVELING SYSTEM/HORIZONTAL MOUNT FROM: 00-00-00 THRU: 10-24-08
1	165120-04-000	EA	PUMP - LEVELING SYSTEM/HORIZONTAL MOUNT FROM: 10-25-08 THRU: 99-99-99
2	164881-01-000	EA	TOUCH PAD/LEVEL CONTROL
3	165448-01-000	EA	CROSSMEMBER - JACKS/LEVELING - FRONT/REAR
4*	165179-02-000	EA	HOSE KIT - LEVELING JACKS
5*	164877-02-000	EA	LEVELING SYSTEM - W/O PUMP/JACKS/CONTROL MODULE-W/HARNESS - M39, P39
5	164877-03-000	EA	LEVELING SYSTEM - W/O PUMP/JACKS/CONTROL MODULE-W/HARNESS - M37, P37
6*	165119-01-000	EA	JACK/LEVELING - 8000 LB/FRONT
7*	165119-02-000	EA	JACK/LEVELING - 13000 LB/REAR
8	165037-10-02B	EA	BRACKET - LEVELING JACK - E-COATED
8	165037-11-02B	EA	BRACKET - LEVELING JACK - E-COATED - 1PB FRONT
9	165720-01-02B	EA	BRACKET - PUMP/LEVELING - E-COATED
10	165075-01-01A	EA	COVER - ELECTRICAL BOX/LEVELING SYSTEM
11	164971-03-02B	EA	BRACKET - CONTROL MODULE/LEVELING SYSTEM - E-COATED
12	165121-01-000	EA	CONTROL MODULE - LEVELING SYSTEM
13	165448-01-000	EA	CROSSMEMBER - JACKS/LEVELING - FRONT/REAR FROM: 00-00-00 THRU: 08-10-08
13	170687-01-04B	EA	CROSSMEMBER ASM-JACKS,L,E-CT FROM: 08-11-08 THRU: 99-99-99
13	165448-02-000	EA	CROSSMEMBER - JACKS/LEVELING - FRONT - 1PB FROM: 00-00-00 THRU: 08-10-08
13	170687-02-04B	EA	CROSSMEMBER ASM-JACKS,L,E-CT - 1PB FROM: 08-11-08 THRU: 99-99-99

\*COMPONENT PARTS LISTED LATER IN THIS GROUP

**CHASSIS GROUP (CONTINUED)**  
**COMPONENT PARTS FOR HYDRAULIC LEVELING**  
**139644-04-000**

KEY	PART NUMBER	U/M	DESCRIPTION	VENDOR NO.
	139644-03-702	EA	HOSE - 120" CURBSIDE FRONT/B	080-AA120WSBCF
	139644-04-700	EA	HOSE - 168" ROADSIDE FRONT/B	080-AA168WSBRF
	139644-04-701	EA	HOSE - 432" ROADSIDE REAR/B	080-AA432WSBRR
	139644-04-702	EA	HOSE - 384" CURBSIDE REAR/B	080-AA384WSBCR
	139644-04-703	EA	HOSE - 384" CURBSIDE REAR/T	080-AA384WSTCR
	139644-04-704	EA	HOSE - 384" ROADSIDE REAR/T	080-AA432WSTRR
	165179-02-702	EA	HOSE - 168" - ROADSIDE FRONT	080-AA168WSTRF
	165179-02-703	EA	HOSE - 120" - CURBSIDE FRONT	080-AA120WSTCF

**164877-02-000**

KEY	PART NUMBER	U/M	DESCRIPTION	VENDOR NO.
	164877-01-700	EA	PUMP HARNESS - 252"	1510000065
	164877-02-700	EA	INTERCONNECT HARNESS - 21'	1510000073

**165119-01-000**

KEY	PART NUMBER	U/M	DESCRIPTION	VENDOR NO.
	165119-01-700	EA	SPRING KIT - 2.5" X 17"	500094
	165119-01-701	EA	CONE/THREADED - F/SPRING	500085
	165119-01-702	EA	REBUILD KIT (SEALS)	800138S

**165119-02-000**

KEY	PART NUMBER	U/M	DESCRIPTION	VENDOR NO.
	165119-01-700	EA	SPRING KIT - 2.5" X 17"	500094
	165119-01-701	EA	CONE/THREADED - F/SPRING	500085
	165119-02-700	EA	REBUILD KIT (SEALS)	800199S

**165120-02-000**

KEY	PART NUMBER	U/M	DESCRIPTION	VENDOR NO.
	165120-01-701	EA	HARNESS - HYDRAILIC LEVEL	1510000064
	165120-01-702	EA	O-RING	01-1029
	165120-01-703	EA	SOLENOID KIT	500568
	165120-02-700	EA	SWITCH/FLOAT - HORIZONTAL	1510000070
	165120-02-701	EA	MANIFOLD - HORIZONTAL SYST	1010000991
	165120-02-702	EA	MOTOR/PUMP ASM. - HORIZONTAL	130-1293

**165179-02-000**

KEY	PART NUMBER	U/M	DESCRIPTION	VENDOR NO.
	165179-02-700	EA	HOSE - 432" - ROADSIDE REAR	080-AA432WSTRR
	165179-02-701	EA	HOSE - 384" - CURBSIDE REAR	080-AA432WSTCR
	165179-02-702	EA	HOSE - 168" - ROADSIDE FRONT	080-AA168WSTRF
	165179-02-703	EA	HOSE - 120" - CURBSIDE FRONT	A080-AA120WSTCF

**WHEEL, TIRE, COVERS &/OR LINERS**

KEY	PART NUMBER	U/M	DESCRIPTION
	077030-09-000	EA	EXTENSION - VALVE STEM - .75" - METAL
	077030-10-000	EA	EXTENSION - VALVE STEM - .50"
	077030-11-000	EA	EXTENSION - VALVE STEM - 6.5" LONG
	095012-08-000	EA	STABILIZER/VALVE EXTENSION - LIVE - 4.7"
	095012-09-000	EA	EXTENSION/VALVE STEM - LIVE - 7.7"
*	145580-05-000	EA	LINER - WHEEL(SET OF 4) - 22.5"/10 BOLT
*	145580-07-000	EA	LINER - WHEEL(SET OF 4) - 22.5" - 1PB

**\*COMPONENT PARTS LISTED LATER IN THIS GROUP**

**COMPONENT PARTS FOR WHEEL, TIRE, COVERS &/OR LINERS**

**145580-05-000**

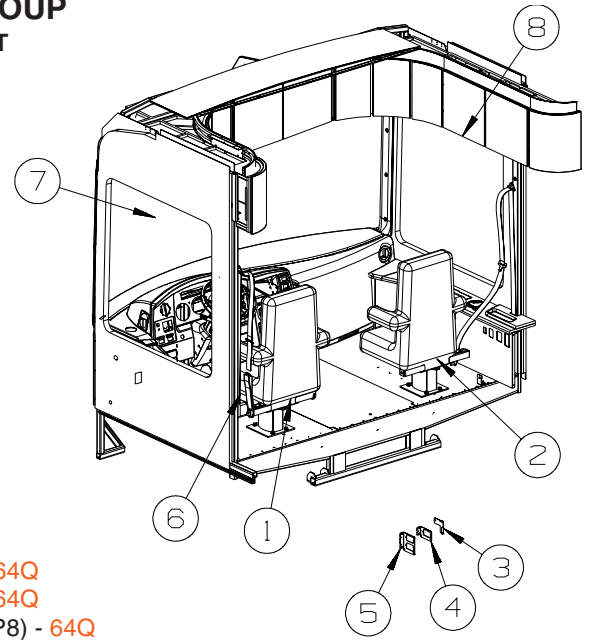
KEY	PART NUMBER	U/M	DESCRIPTION	VENDOR NO.
	110435-04-705	EA	DECAL-CTR HUB 2 3/4" DIAMOND	2 3/4 DECAL DIAMOND
	110435-05-700	EA	CAP-CENTER 4.50"D W/O DECAL	V22510-POC
	145580-01-702	EA	COVER-LUG NUT/JAM NUT 22M	V19582-EJN
	145580-01-703	EA	TOOL-INSTALLATION	V22501-TOL
	145580-05-700	EA	LINER - WHEEL/FRONT - 1EA=1	V22587-FWC
	145580-05-701	EA	LINER - WHEEL/REAR - 1EA=1	V22587-RWC

**145580-07-000**

KEY	PART NUMBER	U/M	DESCRIPTION	VENDOR NO.
	110435-05-700	EA	CAP-CENTER 4.50"D W/O DECAL	V22510-POC
	110435-14-702	EA	DECAL-CENTER CAP-2 3/4"	2 3/4"
	145580-01-702	EA	COVER-LUG NUT/JAM NUT 22M	V19582-EJN
	145580-01-703	EA	TOOL-INSTALLATION	V22501-TOL
	145580-07-700	EA	LINER - WHEEL/FRONT - 1EA=1	V22553-FWC
	145580-07-701	EA	LINER - WHEEL/REAR - 1EA=1	V22553-RWC
	145580-07-702	EA	SPACER	V160D8-SPA

## CURTAIN & CUSHION GROUP

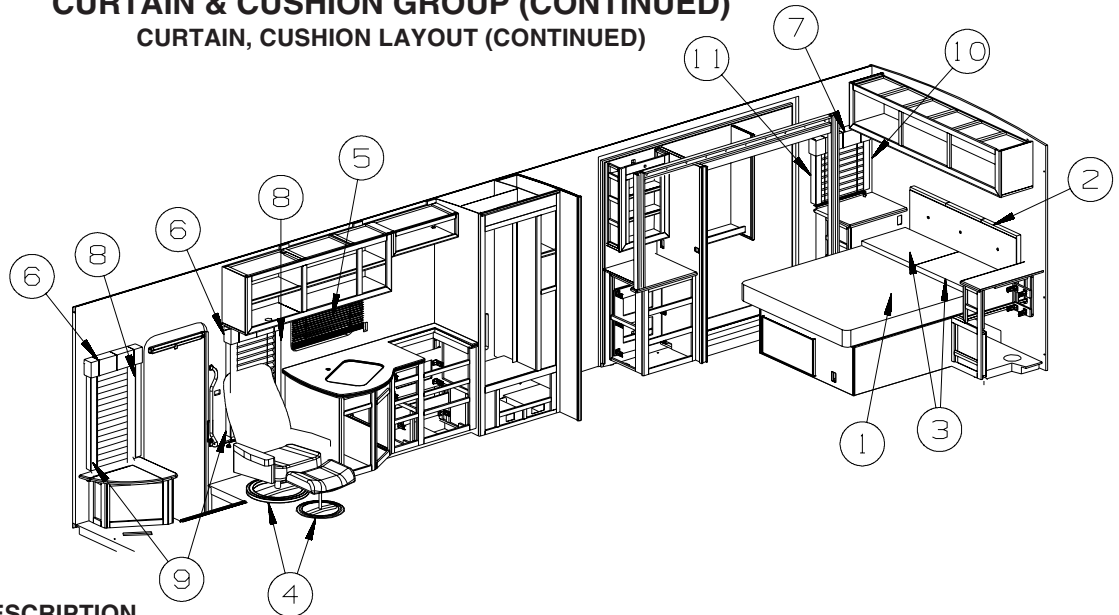
### CURTAIN, CUSHION LAYOUT



KEY	PART NUMBER	U/M	DESCRIPTION
1	165021-03-Y55	EA	SKIRT - 7.5" - WIDE (YP0, YP1, YP2)
1	165021-03-Y73	EA	SKIRT - 7.5" - WIDE (YP3, YP4, YP5)
1	165021-03-Y53	EA	SKIRT - 7.5" - WIDE (Y76, YP6, YP7, YP8)
1	165021-04-Y71	EA	SKIRT - 7.5" - WIDE - W/POWER (YP0, YP1, YP2) - 64Q
1	165021-04-Y73	EA	SKIRT - 7.5" - WIDE - W/POWER (YP3, YP4, YP5) - 64Q
1	165021-04-Y83	EA	SKIRT - 7.5" - WIDE - W/POWER (Y76, YP6, YP7, YP8) - 64Q
1	165449-02-Y71	EA	COVER/PEDESTAL - 9.5" - LEATHER COVERED (YP0, YP1, YP2)
1	165449-02-Y73	EA	COVER/PEDESTAL - 9.5" - LEATHER COVERED (YP3, YP4, YP5)
1	165449-02-Y75	EA	COVER/PEDESTAL - 9.5" - LEATHER COVERED (Y76, YP6, YP7, YP8)
1	165449-08-Y71	EA	COVER/PEDESTAL - CAB/POWER - LEATHER (YP0, YP1, YP2) - 64Q
1	165449-08-Y73	EA	COVER/PEDESTAL - CAB/POWER - LEATHER (YP3, YP4, YP5) - 64Q
1	165449-08-Y75	EA	COVER/PEDESTAL - CAB/POWER - LEATHER (Y76, YP6, YP7, YP8) - 64Q
1	166433-03-Y71	EA	SEAT - BUCKET - PASSENGER/DRIVER (YP0, YP1, YP2)
1	166433-03-Y73	EA	SEAT - BUCKET - PASSENGER/DRIVER (YP3, YP4, YP5)
1	166433-03-Y75	EA	SEAT - BUCKET - PASSENGER/DRIVER (Y76, YP6, YP7, YP8)
2	154060-03-YJ0	EA	FOOTREST - BUCKET SEAT/PASSENGER (YP0, YP1, YP2) - 62V
2	154060-03-WD7	EA	FOOTREST - BUCKET SEAT/PASSENGER (YP3, YP4, YP5) - 62V
2	154060-03-WG0	EA	FOOTREST - BUCKET SEAT/PASSENGER (Y76, YP6, YP7, YP8) - 62V
2	165021-03-Y55	EA	SKIRT - 7.5" - WIDE (YP0, YP1, YP2)
2	165021-03-Y73	EA	SKIRT - 7.5" - WIDE (YP3, YP4, YP5)
2	165021-03-Y53	EA	SKIRT - 7.5" - WIDE (Y76, YP6, YP7, YP8)
2	165021-05-Y71	EA	SKIRT - 7.5" - WIDE - MANUAL W/FOOTREST (YP0, YP1, YP2) - 62V
2	165021-05-Y73	EA	SKIRT - 7.5" - WIDE - MANUAL W/FOOTREST (YP3, YP4, YP5) - 62V
2	165021-05-Y83	EA	SKIRT - 7.5" - WIDE - MANUAL W/FOOTREST (Y76, YP6, YP7, YP8) - 62V
2	165449-02-Y71	EA	COVER/PEDESTAL - 9.5" - LEATHER COVERED (YP0, YP1, YP2)
2	165449-02-Y73	EA	COVER/PEDESTAL - 9.5" - LEATHER COVERED (YP3, YP4, YP5)
2	165449-02-Y53	EA	COVER/PEDESTAL - 9.5" - LEATHER COVERED (Y76, YP6, YP7, YP8)
2	166433-03-Y71	EA	SEAT - BUCKET - PASSENGER/DRIVER (YP0, YP1, YP2)
2	166433-03-Y73	EA	SEAT - BUCKET - PASSENGER/DRIVER (YP3, YP4, YP5)
2	166433-03-Y75	EA	SEAT - BUCKET - PASSENGER/DRIVER (Y76, YP6, YP7, YP8)
	152337-01-000	EA	PROTECTOR - SEAT - CLEAR VINYL
	108049-02-000	EA	CLIP - CABLE/PEDESTAL
	108049-04-000	EA	CABLE - W/MINI LEVER ACTION SWITCH - 28" SHEATH/30" CABL
3	117125-01-02B	EA	BRACKET - CABLE MOUNT - ADJUSTER W/LOCK
	119952-07-000	EA	WIRE - LATCH RELEASE/ROTARY
4	127159-01-02B	EA	BRACKET - SEAT RELEASE - SINGLE REMOTE - E-COATED
5	127159-02-02B	EA	BRACKET - SEAT RELEASE - DUAL REMOTE - E-COATED
6	128699-01-02B	EA	BRACKET - SEAT SWITCH - E-COATED
7	161724-02-Y71	EA	CURTAIN - TAPE TOP - 47.5" X 110" (YP0, YP1, YP2)
7	161724-01-Y73	EA	CURTAIN - TAPE TOP - 47.5" X 110" (YP3, YP4, YP5)
7	161724-02-Y75	EA	CURTAIN - TAPE TOP - 47.5" X 110" (Y76, YP6, YP7, YP8)
	165138-01-Y71	EA	TIEBACK - 7" X 20" (YP0, YP1, YP2)
	165138-01-Y73	EA	TIEBACK - 7" X 20" (YP3, YP4, YP5)
	165138-01-Y75	EA	TIEBACK - 7" X 20" (Y76, YP6, YP7, YP8)
8	161724-05-Y71	EA	CURTAIN - TAPE TOP - 47.5" X 110" (YP0, YP1, YP2)
8	161724-04-Y73	EA	CURTAIN - TAPE TOP - 47.5" X 110" (YP3, YP4, YP5)
8	161724-05-Y75	EA	CURTAIN - TAPE TOP - 47.5" X 110" (Y76, YP6, YP7, YP8)
	165138-01-Y71	EA	TIEBACK - 7" X 20" (YP0, YP1, YP2)
	165138-01-Y73	EA	TIEBACK - 7" X 20" (YP3, YP4, YP5)
	165138-01-Y75	EA	TIEBACK - 7" X 20" (Y76, YP6, YP7, YP8)



**CURTAIN & CUSHION GROUP (CONTINUED)**  
**CURTAIN, CUSHION LAYOUT (CONTINUED)**



KEY	PART NUMBER	U/M	DESCRIPTION
1	132336-17-Y71	EA	BEDSPREAD/CAP - 60" X 80" (YP0, YP1, YP2)
1	132336-17-Y73	EA	BEDSPREAD/CAP - 60" X 80" (YP3, YP4, YP5)
1	132336-17-Y75	EA	BEDSPREAD/CAP - 60" X 80" (YP6, YP7, YP8)
2	166432-03-Y71	EA	HEADBOARD - QUEEN BED (YP0, YP1, YP2)
2	166432-03-Y73	EA	HEADBOARD - QUEEN BED (YP3, YP4, YP5)
2	166432-03-Y75	EA	HEADBOARD - QUEEN BED (YP6, YP7, YP8)
3	166471-01-Y71	EA	PILLOW SHAM - QUEEN (YP0, YP1, YP2)
3	166471-01-Y73	EA	PILLOW SHAM - QUEEN (YP3, YP4, YP5)
3	166471-01-Y75	EA	PILLOW SHAM - QUEEN (YP6, YP7, YP8)
4	165316-02-W66	EA	CHAIR - EURO/PALERMO - W/OTTOMAN (YP0, YP1, YP2)
			FROM: 00-00-00 THRU: 10-05-08
4	165316-02-W68	EA	CHAIR - EURO/PALERMO - W/OTTOMAN (YP0, YP1, YP2)
			FROM: 10-06-08 THRU: 99-99-99
4	165316-02-WB4	EA	CHAIR - EURO/PALERMO - W/OTTOMAN (YP3, YP4, YP5)
4	165316-02-W99	EA	CHAIR - EURO/PALERMO - W/OTTOMAN (YP6, YP7, YP8)
5	109041-92-07A	EA	BLIND - MINI - 32" X 19"
	102555-03-000	EA	BRACKET - (CLEAT TYPE) - F/BLIND HOLDOWN - MILKY WHITE
	109353-04-000	EA	CLIP - VALANCE SLAT MOUNTING - CLEAR PLASTIC
	109441-01-000	EA	BRACKET/HOOK - BLIND HOLD DOWN - LARGE - CLEAR
	162496-01-01A	EA	BRACKET/BLIND - LEFT SIDE WHEN FACING WINDOW - CLEAR
	162496-02-01A	EA	BRACKET/BLIND - RIGHT SIDE WHEN FACING WINDOW - CLEAR
6	166381-08-Y71	EA	VALANCE - 23.5" X 6" (YP0, YP1, YP2)
6	166381-02-Y73	EA	VALANCE - 23.5" X 6" (YP3, YP4, YP5)
6	166381-04-Y75	EA	VALANCE - 23.5" X 6" (YP6, YP7, YP8)
6	157506-63-YS1	EA	BLIND - PLEATED - 19.5" X 45" (YP0, YP1, YP2, YP3, YP4, YP5)
6	157506-63-Y75	EA	BLIND - PLEATED - 19.5" X 45" (YP6, YP7, YP8)
	097565-01-000	EA	BRACKET - MOUNTING - PLEATED BLIND
7	166381-17-Y71	EA	VALANCE - 25" X 6" (YP0, YP1, YP2)
7	166381-17-Y73	EA	VALANCE - 25" X 6" (YP3, YP4, YP5)
7	166381-18-Y75	EA	VALANCE - 25" X 6" (YP6, YP7, YP8)
7	157506-65-YS1	EA	BLIND - PLEATED - 21" X 27" (YP0, YP1, YP2, YP3, YP4, YP5)
7	157506-65-Y75	EA	BLIND - PLEATED - 21" X 27" (YP6, YP7, YP8)
	097565-01-000	EA	BRACKET - MOUNTING - PLEATED BLIND
8	162664-57-Y71	EA	LEG - RIGHT - 42" (YP0, YP1, YP2)
8	162664-63-Y73	EA	LEG - RIGHT - 42" (YP3, YP4, YP5)
8	162664-63-Y75	EA	LEG - RIGHT - 42" (YP6, YP7, YP8)
	154316-01-01A	EA	BRACE/ANGLE - W/HOLE - CASHMERE
9	162664-58-Y71	EA	LEG - LEFT - 42" (YP0, YP1, YP2)
9	162664-64-Y73	EA	LEG - LEFT - 42" (YP3, YP4, YP5)
9	162664-64-Y75	EA	LEG - LEFT - 42" (YP6, YP7, YP8)
	154316-01-01A	EA	BRACE/ANGLE - W/HOLE - CASHMERE
10	162664-83-Y71	EA	LEG - RIGHT - 25" (YP0, YP1, YP2)
10	162664-83-Y73	EA	LEG - RIGHT - 25" (YP3, YP4, YP5)
10	162664-85-Y75	EA	LEG - RIGHT - 25" (YP6, YP7, YP8)
	154316-01-01A	EA	BRACE/ANGLE - W/HOLE - CASHMERE

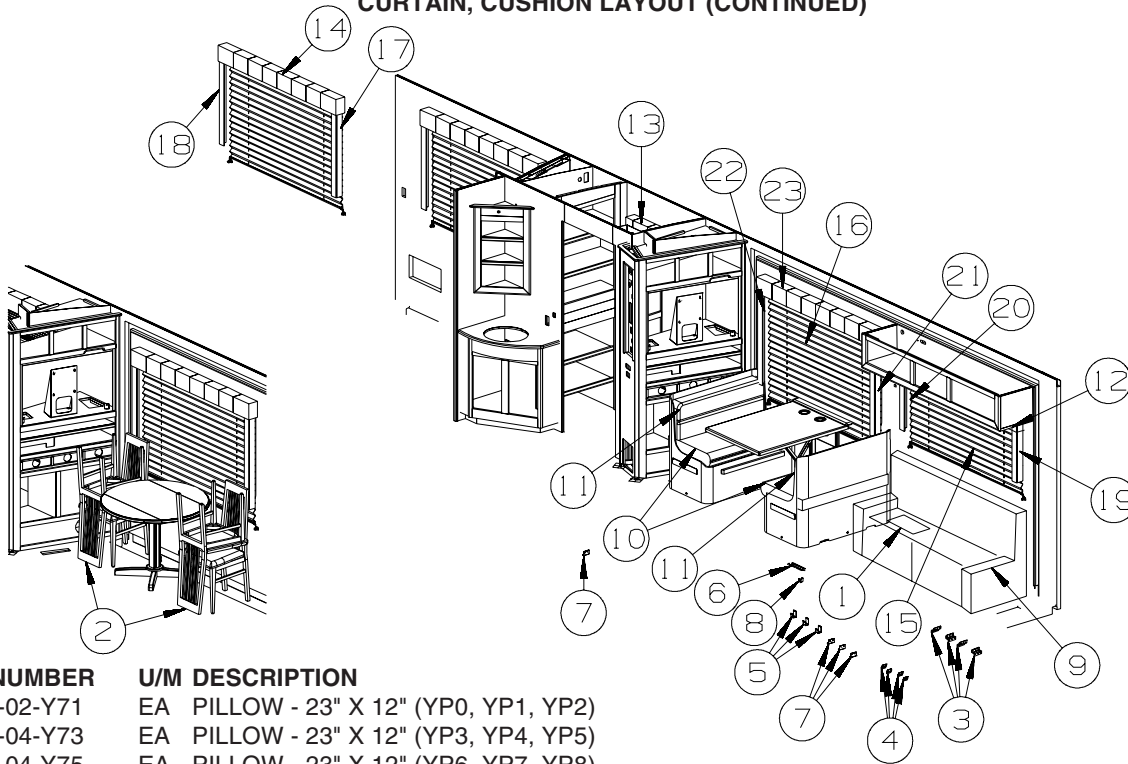
**CURTAIN & CUSHION GROUP (CONTINUED)**  
**CURTAIN, CUSHION LAYOUT (CONTINUED)**

<b>KEY</b>	<b>PART NUMBER</b>	<b>U/M</b>	<b>DESCRIPTION</b>
11	162664-84-Y71	EA	LEG - LEFT - 25" (YP0, YP1, YP2)
11	162664-84-Y73	EA	LEG - LEFT - 25" (YP3, YP4, YP5)
11	162664-86-Y75	EA	LEG - LEFT - 25" (YP6, YP7, YP8)
	154316-01-01A	EA	BRACE/ANGLE - W/HOLE - CASHMERE



# CURTAIN & CUSHION GROUP (CONTINUED)

## CURTAIN, CUSHION LAYOUT (CONTINUED)

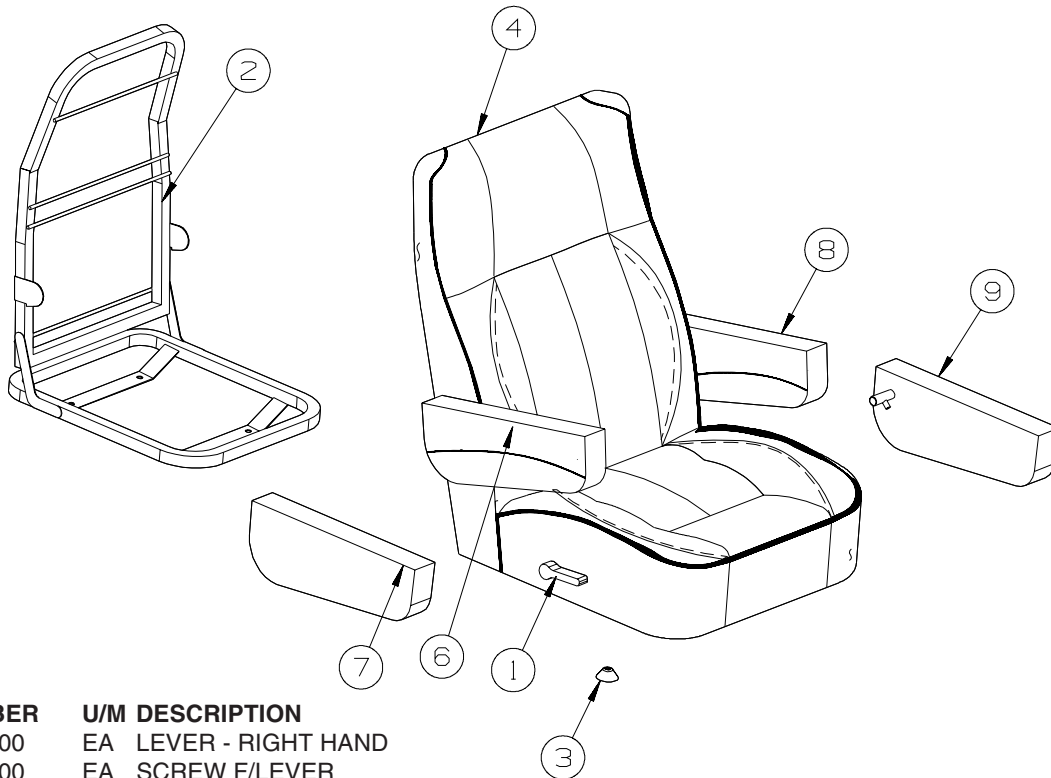


KEY	PART NUMBER	U/M	DESCRIPTION
1	166396-02-Y71	EA	PILLOW - 23" X 12" (YP0, YP1, YP2)
1	166396-04-Y73	EA	PILLOW - 23" X 12" (YP3, YP4, YP5)
1	166396-04-Y75	EA	PILLOW - 23" X 12" (YP6, YP7, YP8)
2	162618-02-Y71	EA	CHAIR - DINING (Y71, Y72, YP0)
2	162618-02-Y73	EA	CHAIR - DINING (Y73, Y74, YP3)
2	162618-02-Y75	EA	CHAIR - DINING (Y75, Y76, YP6)
2	162618-02-YP1	EA	CHAIR - DINING (YP1)
2	162618-02-YP2	EA	CHAIR - DINING (YP2)
2	162618-02-YP4	EA	CHAIR - DINING (YP4)
2	162618-02-YP5	EA	CHAIR - DINING (YP5)
2	162618-02-YP7	EA	CHAIR - DINING (YP7)
2	162618-02-YP8	EA	CHAIR - DINING (YP8)
3	116104-04-02B	EA	BRACKET - ZEE W/HOLES - 3.2" - E-COATED
4	101926-01-02A	EA	BRACKET - ZEE - 2" - BLACK
5	121906-01-02B	EA	BRACKET - KICKBOARD - E-COATED
6	148225-01-000	EA	CABLE ONLY - REMOTE - 31.9" W/Z-ENDS - 41F OR 41H
7	156732-01-02A	EA	BRACE - ANGLE - 2.5" - OFF WHITE
8	167329-01-02B	EA	BRACKET - HANGER/GENERATOR - E-COATED - 41F OR 41H
9	168655-07-Y71	EA	SOFA/SLEEPER - 67.5" - #952/#852 ARMS/SEAT/BACK (YP0, YP1, YP2)
9	168655-08-Y73	EA	SOFA/SLEEPER - 67.5" - #952/#852 ARMS/SEAT/BACK (YP3, YP4, YP5)
9	168655-08-Y75	EA	SOFA/SLEEPER - 67.5" - #952/#852 ARMS/SEAT/BACK (YP6, YP7, YP8)
9	166259-11-Y71	EA	SOFA - MULTI POSITION - #852/#852 ARMS - FLT FLR (YP0, YP1, YP2) - 41F
9	166259-12-Y73	EA	SOFA - MULTI POSITION - #852/#852 ARMS - FLT FLR (YP3, YP4, YP5) - 41F
9	166259-12-Y75	EA	SOFA - MULTI POSITION - #852/#852 ARMS - FLT FLR (YP6, YP7, YP8) - 41F
9	166259-02-Y71	EA	SOFA/SLR - #852/#852 ARMS - FLT - LTH (YP0, YP1, YP2) - 41H
9	166259-02-Y73	EA	SOFA/SLEEPER - MULTI POSITION - #852/#852 ARMS - FLT - LTH (YP3, YP4, YP5) - 41H
9	166259-02-Y75	EA	SOFA/SLEEPER - MULTI POSITION - #852/#852 ARMS - FLT - LTH (YP6, YP7, YP8) - 41H
	163559-01-000	EA	SLIDE RAIL - W/LATCH MECH/PLATES/STOP F/TRUNDLE-FLAT FLOOR - 41F OR 41H
	163559-04-000	EA	CLIP/RAIL - F/TRUNDLE - 41F OR 41H
10	142292-32-Y71	EA	SEAT - DINETTE CUSHION (SPRUNG) - 23" X 38.5" (YP0, YP1, YP2)
10	142292-32-Y73	EA	SEAT - DINETTE CUSHION (SPRUNG) - 23" X 38.5" (YP3, YP4, YP5)
10	142292-12-Y75	EA	SEAT - DINETTE CUSHION (SPRUNG) - 23" X 38.5" (YP3, YP4, YP5)
	142292-D2-Y71	EA	COVER/SEAT - DINETTE CUSHION - 23" X 38.5" (YP0, YP1, YP2)
	142292-D2-Y73	EA	COVER/SEAT - DINETTE CUSHION - 23" X 38.5" (YP3, YP4, YP5)
	142292-B2-Y75	EA	COVER/SEAT - DINETTE CUSHION - 23" X 38.5" (YP3, YP4, YP5)
	142366-01-000	EA	FRAME - SPRUNG - DINETTE SEAT
11	165945-01-Y71	EA	CUSHION - BACK - 13.5" X 35" (YP0, YP1, YP2)
11	165945-01-Y73	EA	CUSHION - BACK - 13.5" X 35" (YP3, YP4, YP5)
11	165945-01-Y75	EA	CUSHION - BACK - 13.5" X 35" (YP6, YP7, YP8)
	165945-A1-Y71	EA	COVER/BACK - 13.5" X 35" (YP0, YP1, YP2)
	165945-A1-Y73	EA	COVER/BACK - 13.5" X 35" (YP3, YP4, YP5)
	165945-A1-Y75	EA	COVER/BACK - 13.5" X 35" (YP6, YP7, YP8)

**CURTAIN & CUSHION GROUP (CONTINUED)**  
**CURTAIN, CUSHION LAYOUT (CONTINUED)**

<b>KEY</b>	<b>PART NUMBER</b>	<b>U/M</b>	<b>DESCRIPTION</b>
12	156732-01-02A	EA	BRACE - ANGLE/COUCH - 2.5" - OFF WHITE
13	166381-16-Y71	EA	VALANCE - 31.9" X 6" (YP0, YP1, YP2)
13	166381-16-Y73	EA	VALANCE - 31.9" X 6" (YP3, YP4, YP5)
13	166381-19-Y75	EA	VALANCE - 31.9" X 6" (YP6, YP7, YP8)
	105648-01-02A	EA	BRACE - VALANCE - 14" - OFF WHITE
13	109041-44-07A	EA	BLIND - MINI - 30.5" X 18"
	169068-01-01A	EA	BRACKET - (CLEAT TYPE) - F/BLIND HOLDOWN - MILKY WHITE
	109353-04-000	EA	CLIP - VALANCE SLAT MOUNTING - CLEAR PLASTIC
	109441-01-000	EA	BRACKET/HOOK - BLIND HOLD DOWN - LARGE - CLEAR
	162496-01-01A	EA	BRACKET/BLIND - LEFT SIDE WHEN FACING WINDOW - CLEAR
	162496-02-01A	EA	BRACKET/BLIND - RIGHT SIDE WHEN FACING WINDOW - CLEAR
14	166381-05-Y71	EA	VALANCE - 65" X 6" (YP0, YP1, YP2)
14	166381-05-Y73	EA	VALANCE - 65" X 6" (YP3, YP4, YP5)
14	166381-06-Y75	EA	VALANCE - 65" X 6" (YP6, YP7, YP8)
	160457-01-01A	EA	BRACE - VALANCE - L-SHAPED - 20" - OFF WHITE
14	157506-13-W66	EA	BLIND - PLEATED - 61" X 42"
			FROM: 00-00-00 THRU: 05-25-08
14	157506-13-YS1	EA	BLIND - PLEATED - 61" X 42"
			FROM: 05-26-08 THRU: 99-99-99
	097565-01-000	EA	BRACKET - MOUNTING - PLEATED BLIND
15	157506-16-W07	EA	BLIND - PLEATED - 61" X 30"
			FROM: 00-00-00 THRU: 05-25-08
15	157506-16-YS1	EA	BLIND - PLEATED - 61" X 30"
			FROM: 05-26-08 THRU: 99-99-99
	097565-01-000	EA	BRACKET - MOUNTING - PLEATED BLIND
16	157506-64-YS1	EA	BLIND - PLEATED - 61" X 46"
	097565-01-000	EA	BRACKET - MOUNTING - PLEATED BLIND
17	162664-72-Y71	EA	LEG - RIGHT - 37" (YP0, YP1, YP2)
17	162664-72-Y73	EA	LEG - RIGHT - 37" (YP3, YP4, YP5)
17	162664-88-Y75	EA	LEG - RIGHT - 37" (YP6, YP7, YP8)
	154316-01-01A	EA	BRACE/ANGLE - W/HOLE - CASHMERE
18	162664-71-Y71	EA	LEG - LEFT - 37" (YP0, YP1, YP2)
18	162664-71-Y73	EA	LEG - LEFT - 37" (YP3, YP4, YP5)
18	162664-87-Y75	EA	LEG - LEFT - 37" (YP6, YP7, YP8)
	154316-01-01A	EA	BRACE/ANGLE - W/HOLE - CASHMERE
19	162664-73-Y71	EA	LEG - RIGHT - 25" (YP0, YP1, YP2)
19	162664-75-Y73	EA	LEG - RIGHT - 25" (YP3, YP4, YP5)
19	162664-75-Y75	EA	LEG - RIGHT - 25" (YP6, YP7, YP8)
	154316-01-01A	EA	BRACE/ANGLE - W/HOLE - CASHMERE
20	162664-74-Y71	EA	LEG - LEFT - 25" (YP0, YP1, YP2)
20	162664-76-Y73	EA	LEG - LEFT - 25" (YP3, YP4, YP5)
20	162664-76-Y75	EA	LEG - LEFT - 25" (YP6, YP7, YP8)
	154316-01-01A	EA	BRACE/ANGLE - W/HOLE - CASHMERE
21	162664-55-Y71	EA	LEG - RIGHT - 40" (YP0, YP1, YP2)
21	162664-61-Y73	EA	LEG - RIGHT - 40" (YP3, YP4, YP5)
21	162664-61-Y75	EA	LEG - RIGHT - 40" (YP6, YP7, YP8)
	154316-01-01A	EA	BRACE/ANGLE - W/HOLE - CASHMERE
22	162664-56-Y71	EA	LEG - LEFT - 40" (YP0, YP1, YP2)
22	162664-62-Y73	EA	LEG - LEFT - 40" (YP3, YP4, YP5)
22	162664-62-Y75	EA	LEG - LEFT - 40" (YP6, YP7, YP8)
	154316-01-01A	EA	BRACE/ANGLE - W/HOLE - CASHMERE
23	166381-07-Y71	EA	VALANCE - 65" X 6" (YP0, YP1, YP2)
23	166381-01-Y73	EA	VALANCE - 65" X 6" (YP3, YP4, YP5)
23	166381-03-Y75	EA	VALANCE - 65" X 6" (YP6, YP7, YP8)
24	166381-23-Y71	EA	VALANCE - 63.9" X 6" (YP0, YP1, YP2)
24	166381-24-Y73	EA	VALANCE - 63.9" X 6" (YP3, YP4, YP5)
24	166381-11-Y75	EA	VALANCE - 63.9" X 6" (YP6, YP7, YP8)


**CURTAIN & CUSHION GROUP (CONTINUED)**  
**BUCKET SEATS**



KEY	PART NUMBER	U/M	DESCRIPTION
1	130802-02-000	EA	LEVER - RIGHT HAND
	130802-03-000	EA	SCREW F/LEVER
2	134532-06-000	EA	FRAME - SEAT/HIGH BACK - WIDE
3	148668-01-01A	EA	CUP/TRIM COVER - F/LEVER - BLACK
4	166433-A5-Y71	EA	COVER/BACK - BUCKET (Y71, Y72, YP0, YP1, YP2)
4	166433-A5-Y73	EA	COVER/BACK - BUCKET (Y73, Y74, YP3, YP4, YP5)
4	166433-A5-Y75	EA	COVER/BACK - BUCKET (Y75, Y76, YP6, YP7, YP8)
5	166433-A4-Y71	EA	COVER/SEAT - BUCKET (Y71, Y72, YP0, YP1, YP2)
5	166433-A4-Y73	EA	COVER/SEAT - BUCKET (Y73, Y74, YP3, YP4, YP5)
5	166433-A4-Y75	EA	COVER/SEAT - BUCKET (Y75, Y76, YP6, YP7, YP8)
6	166444-03-Y71	EA	ARMREST - RIGHT HAND (Y71, Y72, YP0, YP1, YP2)
6	166444-03-Y73	EA	ARMREST - RIGHT HAND (Y73, Y74, YP3, YP4, YP5)
6	166444-03-Y75	EA	ARMREST - RIGHT HAND (Y75, Y76, YP6, YP7, YP8)
	166444-A3-Y71	EA	COVER/ARMREST - RIGHT HAND (Y71, Y72, YP0, YP1, YP2)
	166444-A3-Y73	EA	COVER/ARMREST - RIGHT HAND (Y73, Y74, YP3, YP4, YP5)
	166444-A3-Y75	EA	COVER/ARMREST - RIGHT HAND (Y75, Y76, YP6, YP7, YP8)
7	130698-03-000	EA	ARMREST/MOLDED - RIGHT - W/O COVER
8	166444-04-Y71	EA	ARMREST - LEFT HAND (Y71, Y72, YP0, YP1, YP2)
8	166444-04-Y73	EA	ARMREST - LEFT HAND (Y73, Y74, YP3, YP4, YP5)
8	166444-04-Y75	EA	ARMREST - LEFT HAND (Y75, Y76, YP6, YP7, YP8)
	166444-A4-Y71	EA	COVER/ARMREST - LEFT HAND (Y71, Y72, YP0, YP1, YP2)
	166444-A4-Y73	EA	COVER/ARMREST - LEFT HAND (Y73, Y74, YP3, YP4, YP5)
	166444-A4-Y75	EA	COVER/ARMREST - LEFT HAND (Y75, Y76, YP6, YP7, YP8)
9	130698-04-000	EA	ARMREST/MOLDED - LEFT - W/O COVER

## CURTAIN & CUSHION GROUP (CONTINUED)

### SOFA



### LEFT COUCH

KEY	PART NUMBER	U/M	DESCRIPTION
1	127335-12-000	EA	LEG - SOFA/BED - 10"
2	169794-11-Y71	EA	PANEL/FRONT KICK - SOFA (YP0, YP1, YP2)
2	169794-27-Y73	EA	PANEL/FRONT KICK - SOFA (YP3, YP4, YP5)
2	169794-27-Y75	EA	PANEL/FRONT KICK - SOFA (YP6, YP7, YP8)
3	165295-22-Y71	EA	SEAT - SOFA/SLEEPER (YP0, YP1, YP2)
3	165295-23-Y73	EA	SEAT - SOFA/SLEEPER (YP3, YP4, YP5)
3	165295-23-Y75	EA	SEAT - SOFA/SLEEPER (YP6, YP7, YP8)
	151290-05-000	EA	FRAME - SEAT - 67.5"
	165295-C2-Y71	EA	COVER/SEAT - SOFA/SLEEPER (YP0, YP1, YP2)
	165295-C3-Y73	EA	COVER/SEAT - SOFA/SLEEPER (YP3, YP4, YP5)
	165295-C3-Y75	EA	COVER/SEAT - SOFA/SLEEPER (YP6, YP7, YP8)
4	151290-20-000	EA	FRAME - BASE - 27.25" X 67.5"
5	166260-13-Y71	EA	BACK - SOFA (YP0, YP1, YP2)
5	166260-14-Y73	EA	BACK - SOFA/SLEEPER (YP3, YP4, YP5)
5	166260-14-Y75	EA	BACK - SOFA (YP6, YP7, YP8)
	127335-05-000	EA	FRAME/BASE - (BACK) - 67.5"
	166260-B3-Y71	EA	COVER/BACK - SOFA (YP0, YP1, YP2)
	166260-B4-Y73	EA	COVER/BACK - SOFA/SLEEPER (YP3, YP4, YP5)
	166260-B4-Y75	EA	COVER/BACK - SOFA (YP6, YP7, YP8)
6	166335-57-Y71	EA	ARMREST - SOFA - RIGHT HAND (YP0, YP1, YP2)
6	166335-53-Y73	EA	ARMREST - SOFA - RIGHT HAND (YP3, YP4, YP5)
6	166335-53-Y75	EA	ARMREST - SOFA - RIGHT HAND (YP6, YP7, YP8)
	166335-B5-Y71	EA	COVER/ARMREST - SOFA - RIGHT HAND (YP0, YP1, YP2)
	166335-B3-Y73	EA	COVER/ARMREST - SOFA - RIGHT HAND (YP3, YP4, YP5)
	166335-B3-Y75	EA	COVER/ARMREST - SOFA - RIGHT HAND (YP6, YP7, YP8)
7	166335-58-Y71	EA	ARMREST - SOFA - LEFT HAND (YP0, YP1, YP2)
7	166335-54-Y73	EA	ARMREST - SOFA - LEFT HAND (YP3, YP4, YP5)
7	166335-54-Y75	EA	ARMREST - SOFA - LEFT HAND (YP6, YP7, YP8)
	166335-B6-Y71	EA	COVER/ARMREST - SOFA - LEFT HAND (YP0, YP1, YP2)
	166335-B4-Y73	EA	COVER/ARMREST - SOFA - LEFT HAND (YP3, YP4, YP5)
	166335-B4-Y75	EA	COVER/ARMREST - SOFA - LEFT HAND (YP6, YP7, YP8)

## CURTAIN & CUSHION GROUP (CONTINUED)

### SOFA (CONTINUED)



**41F/41H  
REST EASY**

KEY	PART NUMBER	U/M	DESCRIPTION
1	136534-33-000	EA	SPRING/ASSIST - 1/2" X 7" W/HOOK ENDS - REST EASY SOFAS
2*	136534-15-000	EA	BASE - 27.5" X 60" - POWERED CL - W/10.5" OVERHANG
3	155647-11-Y71	EA	TRUNDLE - SOFA/SLEEPER - 60" (YP0, YP1, YP2)
3	155647-10-Y73	EA	TRUNDLE - SOFA/SLEEPER - 60" (YP3, YP4, YP5)
3	155647-10-Y75	EA	TRUNDLE - SOFA/SLEEPER - 60" (YP6, YP7, YP8)
3	155647-03-W66	EA	TRUNDLE - SOFA/SLEEPER - 60" - LEATHER (YP0, YP1, YP2) - <b>41H</b> FROM: 00-00-00 THRU: 10-05-08
3	155647-03-WJ0	EA	TRUNDLE - SOFA/SLEEPER - 60" - LEATHER (YP0, YP1, YP2) - <b>41H</b> FROM: 10-06-08 THRU: 99-99-99
3	155647-03-YJ4	EA	TRUNDLE - SOFA/SLEEPER - 60" - LEATHER (YP3, YP4, YP5) - <b>41H</b>
3	155647-03-WG0	EA	TRUNDLE - SOFA/SLEEPER - 60" - LEATHER (Y76, YP6, YP7, YP8) - <b>41H</b>
	151290-26-000	EA	FRAME - TRUNDLE - W/WHEEL - 55.5"
	155647-B1-Y71	EA	COVER/TRUNDLE - SOFA/SLEEPER - 60" (YP0, YP1, YP2)
	155647-B0-Y73	EA	COVER/TRUNDLE - SOFA/SLEEPER - 60" (YP3, YP4, YP5)
	155647-B0-Y75	EA	COVER/TRUNDLE - SOFA/SLEEPER - 60" (YP6, YP7, YP8)
	155647-A3-W66	EA	COVER/TRUNDLE - SOFA/SLEEPER - 60" - LEATHER (YP0, YP1, YP2) - <b>41H</b> FROM: 00-00-00 THRU: 10-05-08
	155647-A3-WJ0	EA	COVER/TRUNDLE - SOFA/SLEEPER - 60" - LEATHER (YP0, YP1, YP2) - <b>41H</b> FROM: 10-06-08 THRU: 99-99-99
	155647-A3-YJ4	EA	COVER/TRUNDLE - SOFA/SLEEPER - 60" - LEATHER (YP3, YP4, YP5) - <b>41H</b>
	155647-A3-WG0	EA	COVER/TRUNDLE - SOFA/SLEEPER - 60" - LEATHER (Y76, YP6, YP7, YP8) - <b>41H</b>
4	157928-44-Y71	EA	PANEL/FRONT KICK - SOFA - 11" X 59.5" (YP0, YP1, YP2)
4	157928-48-Y73	EA	PANEL/FRONT KICK - SOFA - 11" X 59.5" (YP3, YP4, YP5)
4	157928-48-Y75	EA	PANEL/FRONT KICK - SOFA - 11" X 59.5" (YP6, YP7, YP8)
4	157928-23-Y71	EA	PANEL/FRONT KICK - SOFA - 11" X 59.5" (YP0, YP1, YP2) - <b>41H</b>
4	157928-23-Y73	EA	PANEL/FRONT KICK - SOFA - 11" X 59.5" (YP3, YP4, YP5) - <b>41H</b>
4	157928-23-Y83	EA	PANEL/FRONT KICK - SOFA - 11" X 59.5" (Y76, YP6, YP7, YP8) - <b>41H</b>
5	165295-32-Y71	EA	SEAT - SOFA/SLEEPER (YP0, YP1, YP2)
5	165295-18-Y73	EA	SEAT - SOFA/SLEEPER (YP3, YP4, YP5)
5	165295-18-Y75	EA	SEAT - SOFA/SLEEPER (YP6, YP7, YP8)
5	165295-08-Y71	EA	SEAT - SOFA/SLEEPER - LEATHER (YP0, YP1, YP2) - <b>41H</b>
5	165295-08-Y73	EA	SEAT - SOFA/SLEEPER - LEATHER (YP3, YP4, YP5) - <b>41H</b>
5	165295-08-Y75	EA	SEAT - SOFA/SLEEPER - LEATHER (Y76, YP6, YP7, YP8) - <b>41H</b>
	151290-04-000	EA	FRAME - SEAT - 60"
	165295-D2-Y71	EA	COVER/SEAT - SOFA/SLEEPER (YP0, YP1, YP2)
	165295-B8-Y73	EA	COVER/SEAT - SOFA/SLEEPER (YP3, YP4, YP5)
	165295-B8-Y75	EA	COVER/SEAT - SOFA/SLEEPER (YP6, YP7, YP8)
	165295-A8-Y71	EA	COVER/SEAT - SOFA/SLEEPER - LEATHER (YP0, YP1, YP2) - <b>41H</b>
	165295-A8-Y73	EA	COVER/SEAT - SOFA/SLEEPER - LEATHER (YP3, YP4, YP5) - <b>41H</b>
	165295-A8-Y75	EA	COVER/SEAT - SOFA/SLEEPER - LEATHER (Y76, YP6, YP7, YP8) - <b>41H</b>
6	166260-11-Y71	EA	BACK - SOFA/SLEEPER (YP0, YP1, YP2)
6	166260-12-Y73	EA	BACK - SOFA/SLEEPER (YP3, YP4, YP5)
6	166260-12-Y75	EA	BACK - SOFA/SLEEPER (YP6, YP7, YP8)
6	166260-02-Y71	EA	BACK - SOFA/SLEEPER - LEATHER (YP0, YP1, YP2) - <b>41H</b>



**CURTAIN & CUSHION GROUP (CONTINUED)**  
**SOFA (CONTINUED)**

<b>KEY</b>	<b>PART NUMBER</b>	<b>U/M</b>	<b>DESCRIPTION</b>
6	166260-02-Y73	EA	BACK - SOFA/SLEEPER - LEATHER (YP3, YP4, YP5) - 41H
6	166260-02-Y75	EA	BACK - SOFA/SLEEPER - LEATHER (Y76, YP6, YP7, YP8) - 41H
	136534-18-000	EA	FRAME/BACK - 16.5" X 60"
	166260-B1-Y71	EA	COVER/BACK - SOFA/SLEEPER (YP0, YP1, YP2)
	166260-B2-Y73	EA	COVER/BACK - SOFA/SLEEPER (YP3, YP4, YP5)
	166260-B2-Y75	EA	COVER/BACK - SOFA/SLEEPER (YP6, YP7, YP8)
	166260-A2-Y71	EA	COVER/BACK - SOFA/SLEEPER - LEATHER (YP0, YP1, YP2) - 41H
	166260-A2-Y73	EA	COVER/BACK - SOFA/SLEEPER - LEATHER (YP3, YP4, YP5) - 41H
	166260-A2-Y75	EA	COVER/BACK - SOFA/SLEEPER - LEATHER (Y76, YP6, YP7, YP8) - 41H
7	166335-21-Y71	EA	ARMREST - SOFA - RIGHT HAND - W/SWITCH (YP0, YP1, YP2)
7	166335-23-Y73	EA	ARMREST - SOFA - RIGHT HAND - W/SWITCH (YP3, YP4, YP5)
7	166335-23-Y75	EA	ARMREST - SOFA - RIGHT HAND - W/SWITCH (YP6, YP7, YP8)
7	166335-03-Y71	EA	ARMREST - SOFA - RIGHT HAND - W/SWITCH (YP0, YP1, YP2) - 41H
7	166335-03-Y73	EA	ARMREST - SOFA - RIGHT HAND - W/SWITCH (YP3, YP4, YP5) - 41H
7	166335-03-Y75	EA	ARMREST - SOFA - RIGHT HAND - W/SWITCH (Y76, YP6, YP7, YP8) - 41H
	166335-A9-Y71	EA	COVER/ARMREST - SOFA - RIGHT HAND (YP0, YP1, YP2)
	166335-B1-Y73	EA	COVER/ARMREST - SOFA - RIGHT HAND (YP3, YP4, YP5)
	166335-B1-Y75	EA	COVER/ARMREST - SOFA - RIGHT HAND (YP6, YP7, YP8)
	166335-A3-Y71	EA	COVER/ARMREST - SOFA - RIGHT HAND (YP0, YP1, YP2) - 41H
	166335-A3-Y73	EA	COVER/ARMREST - SOFA - RIGHT HAND (YP3, YP4, YP5) - 41H
	166335-A3-Y75	EA	COVER/ARMREST - SOFA - RIGHT HAND (Y76, YP6, YP7, YP8) - 41H
8	166335-22-Y71	EA	ARMREST - SOFA - LEFT HAND (YP0, YP1, YP2)
8	166335-24-Y73	EA	ARMREST - SOFA - LEFT HAND (YP3, YP4, YP5)
8	166335-24-Y75	EA	ARMREST - SOFA - LEFT HAND (YP6, YP7, YP8)
8	166335-04-Y71	EA	ARMREST - SOFA - LEFT HAND (YP0, YP1, YP2) - 41H
8	166335-04-Y73	EA	ARMREST - SOFA - LEFT HAND (YP3, YP4, YP5) - 41H
8	166335-04-Y75	EA	ARMREST - SOFA - LEFT HAND (Y76, YP6, YP7, YP8) - 41H
	166335-B0-Y71	EA	COVER/ARMREST - SOFA - LEFT HAND (YP0, YP1, YP2)
	166335-B2-Y73	EA	COVER/ARMREST - SOFA - LEFT HAND (YP3, YP4, YP5)
	166335-B2-Y75	EA	COVER/ARMREST - SOFA - LEFT HAND (YP6, YP7, YP8)
	166335-A4-Y71	EA	COVER/ARMREST - SOFA - LEFT HAND (YP0, YP1, YP2) - 41H
	166335-A4-Y73	EA	COVER/ARMREST - SOFA - LEFT HAND (YP3, YP4, YP5) - 41H
	166335-A4-Y75	EA	COVER/ARMREST - SOFA - LEFT HAND (Y76, YP6, YP7, YP8) - 41H
9	136118-01-000	EA	SWITCH - SOFA/RECLINER
10	169293-07-Y71	EA	SHELF - SOFA - 58.4" (YP0, YP1, YP2)
10	169293-08-Y73	EA	SHELF - SOFA - 58.4" (YP3, YP4, YP5)
10	169293-08-Y75	EA	SHELF - SOFA - 58.4" (YP6, YP7, YP8)
10	169293-02-Y71	EA	SHELF - SOFA - 58.4" (YP0, YP1, YP2) - 41H
10	169293-02-Y73	EA	SHELF - SOFA - 58.4" (YP3, YP4, YP5) - 41H
10	169293-02-Y75	EA	SHELF - SOFA - 58.4" (YP6, YP7, YP8) - 41H
11	152034-01-02B	EA	BRACKET - HOLD DOWN/COUCH - E-COATED


\*COMPONENT PARTS LISTED LATER IN THIS GROUP

**COMPONENT PARTS FOR SOFA**

<b>KEY</b>	<b>PART NUMBER</b>	<b>U/M</b>	<b>DESCRIPTION</b>	<b>VENDOR NO.</b>
			<b>136534-02-000, 136534-03-000, 136534-13-000, 136534-15-000</b>	
	136534-02-700	EA	MOTOR	9PL-MO-W/T-1
	136534-02-701	EA	CABLE/DRV MTR-REST EASY SOFA	9PL-FCA27.75


## CURTAIN & CUSHION GROUP (CONTINUED)

### HARDWARE



KEY	PART NUMBER	U/M	DESCRIPTION
1A	029155-01-000	EA	CAP - SNAP - 5/32" OUTSIDE DIAMETER OF PIN
2A	029156-01-000	EA	SOCKET - SNAP - 9/16" O.D.
3A	046867-05-000	EA	WASHER - #0
4A	046867-04-000	EA	GROMMET - #0
5A	160457-01-01A	EA	BRACE - VALANCE - L-SHAPED - 20" - OFF WHITE
6A	162496-01-01A	EA	BRACKET/BLIND - LEFT SIDE WHEN FACING WINDOW - CLEAR
7A	162496-02-01A	EA	BRACKET/BLIND - RIGHT SIDE WHEN FACING WINDOW - CLEAR
8A	084434-01-000	EA	BRACKET - MOUNTING - ROLLER SHADE - 1 3/8"
9A	094896-02-000	EA	GROMMET - CORD/PLEATED BLIND - NYLON - GRAY
10A	094907-02-000	EA	END CAP - PLEATED BLIND/TOP - RH/LH - GRAY PLASTIC
11A	094907-04-000	EA	END CAP - PLEATED BLIND/BOTTOM - RH/LH
12A	094907-09-000	EA	END CAP/BLIND - CENTER RAIL - RH/LH
13A	097565-01-000	EA	BRACKET - MOUNTING - PLEATED BLIND
14A	155748-01-000	EA	SPRING - EXTENSION - DAY/NIGHTER BLIND
15A	101031-01-000	YD	TAPE/GLIDE - 4.25" SPACING
16A	169068-01-01A	EA	BRACKET - (CLEAT TYPE) - F/BLIND HOLDOWN - MILKY WHITE

**CURTAIN & CUSHION GROUP (CONTINUED)**  
**HARDWARE (CONTINUED)**



KEY	PART NUMBER	U/M	DESCRIPTION
1B	105450-14-01A	EA	TRACK - CURTAIN - 90" - OFF WHITE
2B	105648-01-02A	EA	BRACE - VALANCE - 14" - OFF WHITE
2B	105648-02-02A	EA	BRACE - VALANCE - 8.5" - OFF WHITE
3B	106544-01-000	EA	PULL - SHADE/BRASS
3B	106544-01-001	EA	SCREW - SHADE/BRASS
3B	106544-02-000	EA	PULL-SHADE - NICKEL
4B	109353-04-000	EA	CLIP - VALANCE SLAT MOUNTING - CLEAR PLASTIC
5B	109441-01-000	EA	BRACKET/HOOK - BLIND HOLD DOWN - LARGE - CLEAR
	109441-02-000	EA	SPACER/BRACKET - BLIND HOLD DOWN
6B	129491-01-000	EA	CATCH - SNAP HOOK - 1"
7B	141634-01-000	EA	BRACKET-(BOBBIN TYPE) 7/8"H HOLDUPBASE(OVAL)-2 HOLE-CLEAR
8B	156172-02-01A	EA	TRACK/WALL - 32" - BONE
8B	156172-03-01A	EA	TRACK/WALL - 21" - BONE
9B	156172-04-01A	EA	END CAP - WALL TRACK - CLEAR
10B	154316-01-01A	EA	BRACE/ANGLE - W/HOLE - CASHMERE
11B	154316-02-01A	EA	BRACE/ANGLE - W/SLOT - CASHMERE
12B	159702-01-01A	EA	HOOK/RING - CURTAIN/SHOWER - NICKEL
13B	156732-01-02A	EA	BRACE - ANGLE - 2.5" - OFF WHITE

**ACCESSORIES**

KEY	PART NUMBER	U/M	DESCRIPTION
	159676-14-Y71	EA	BUTTON - #65 - SQUARE - FABRIC COVERED (YP0, YP1, YP2)
	159676-14-Y73	EA	BUTTON - #65 - SQUARE - FABRIC COVERED (YP3, YP4, YP5)
	159676-14-Y75	EA	BUTTON - #65 - SQUARE - FABRIC COVERED (Y76, YP6, YP7, YP8)
	159676-12-Y71	EA	BUTTON - #65 - SQUARE - FABRIC COVERED (YP0, YP1, YP2)
	159676-12-Y73	EA	BUTTON - #65 - SQUARE - FABRIC COVERED (YP3, YP4, YP5)
	159676-12-Y75	EA	BUTTON - #65 - SQUARE - FABRIC COVERED (Y76, YP6, YP7, YP8)
	159676-11-Y71	EA	BUTTON - #65 - SQUARE - FABRIC COVERED (YP0, YP1, YP2)
	159676-11-Y73	EA	BUTTON - #65 - SQUARE - FABRIC COVERED (YP3, YP4, YP5)
	159676-11-Y75	EA	BUTTON - #65 - SQUARE - FABRIC COVERED (Y76, YP6, YP7, YP8)



## CURTAIN & CUSHION GROUP (CONTINUED)

### FABRICS

#### YP0, YP1, YP2

113979-09-02A CARPET - HEADLINER - CEILING  
106569-15-01A VINYL - LAMINATE - 1/4" X 54" - SPINDRIFT/SEA OYSTER  
148797-EX-000 FABRIC - UPHOLSTERY , MAIN ONE  
156773-A4-000 FABRIC - UPHOLSTERY, BEDSPREAD, PATTERN ACCENT  
156773-G7-000 FABRIC - DRAPERY , MAIN  
148797-JN-000 FABRIC - UPHOLSTERY, PLAIN ACCENT  
148797-EY-000 FABRIC - UPHOLSTERY, ACCENT PATTERN  
156773-G7-000 FABRIC - UPHOLSTERY, BEDSPREAD, MAIN  
142523-11-000 FABRIC - UPHOLSTERY, ULTRALEATHER MAIN  
FROM: 00-00-00 THRU: 10-05-08  
142523-19-000 FABRIC - UPHOLSTERY, ULTRALEATHER MAIN  
FROM: 10-06-08 THRU: 99-99-99  
072333-98-000 FABRIC - SPEAKER COVER  
148797-JN-000 FABRIC - DINETTE WRAP

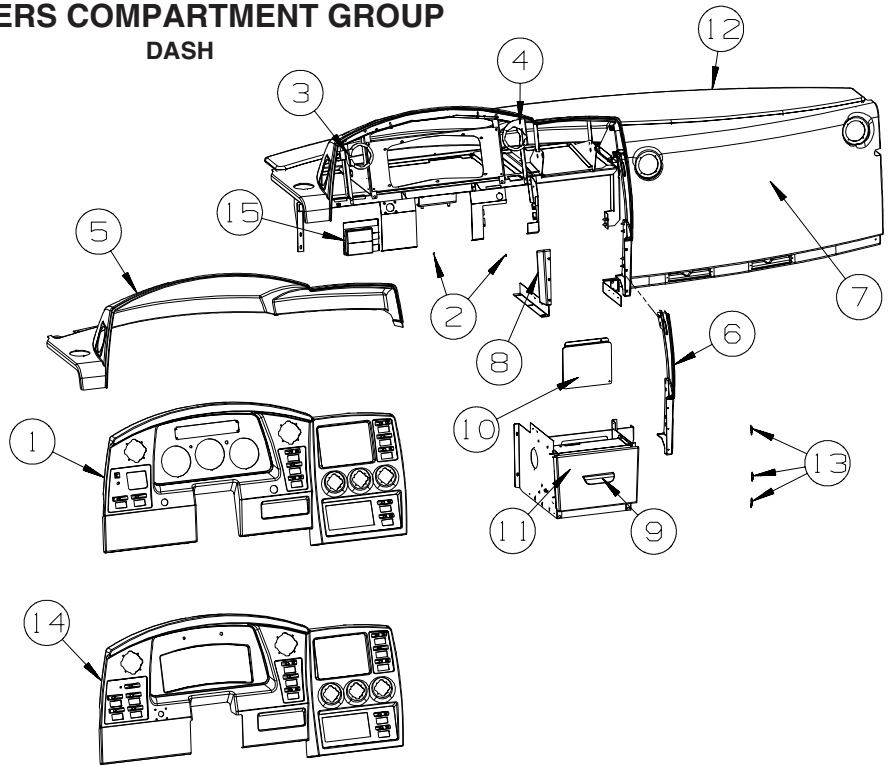
#### YP3, YP4, YP5

113979-09-02A CARPET - HEADLINER - CEILING  
106569-15-01A VINYL - LAMINATE - 1/4" X 54" - SPINDRIFT/SEA OYSTER  
148797-EV-000 FABRIC - UPHOLSTERY , MAIN ONE  
137813-W2-000 FABRIC - UPHOLSTERY, BEDSPREAD, PATTERN ACCENT  
137813-W2-000 FABRIC - DRAPERY , MAIN  
148797-N7-000 FABRIC - UPHOLSTERY, PLAIN ACCENT  
148797-EW-000 FABRIC - UPHOLSTERY, ACCENT PATTERN  
156773-B3-000 FABRIC - UPHOLSTERY, BEDSPREAD, MAIN  
142523-17-000 FABRIC - UPHOLSTERY, ULTRALEATHER MAIN  
072333-98-000 FABRIC - SPEAKER COVER  
148797-EW-000 FABRIC - DINETTE WRAP

#### Y76, YP6, YP7, YP8

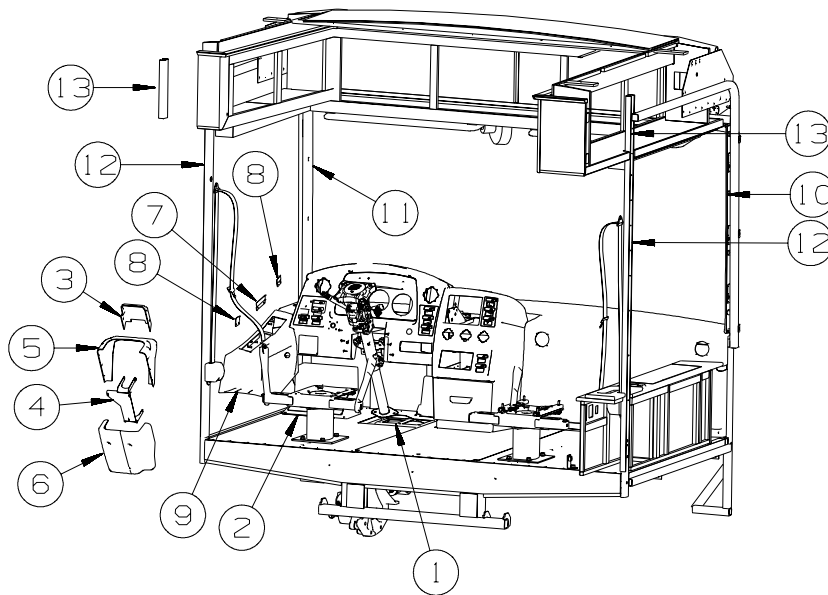
113979-09-02A CARPET - HEADLINER - CEILING  
106569-15-01A VINYL - LAMINATE - 1/4" X 54" - SPINDRIFT/SEA OYSTER  
148797-ET-000 FABRIC - UPHOLSTERY , MAIN ONE  
156773-B2-000 FABRIC - UPHOLSTERY, BEDSPREAD, PATTERN ACCENT  
156773-B2-000 FABRIC - DRAPERY , MAIN  
148797-AE-000 FABRIC - UPHOLSTERY, PLAIN ACCENT  
148797-EU-000 FABRIC - UPHOLSTERY, ACCENT PATTERN  
156773-B1-000 FABRIC - UPHOLSTERY, BEDSPREAD, MAIN  
142523-07-000 FABRIC - UPHOLSTERY, ULTRALEATHER MAIN  
072333-98-000 FABRIC - SPEAKER COVER  
148797-AE-000 FABRIC - DINETTE WRAP

## DRIVERS COMPARTMENT GROUP DASH



KEY	PART NUMBER	U/M	DESCRIPTION
1	158976-01-06A	EA	BEZEL - INSTRUMENT PANEL - SLATE - 2008 FREIGHTLINER CHASSIS
1	158976-03-06A	EA	BEZEL - INSTRUMENT PANEL - SLATE - 2009 FREIGHTLINER CHASSIS
2	099069-01-000	FT	SEAL - RUBBER - CLOSED SPONGE - .5" WIDE X .12" THICK-BLK
3	156255-02-02B	EA	RETAINER - LOUVER/LEFT - E-COATED
4	156255-03-02B	EA	RETAINER - LOUVER - E-COATED
5	158974-01-28A	EA	POD - INSTRUMENT PANEL - SLATE
6	159011-02-W66	EA	PANEL - CONSOLE/CENTER - PASSENGER
	159011-01-28A	EA	PANEL - CONSOLE/CENTER - PASSENGER - SLATE
7	159718-02-W66	EA	PANEL/TRIM - DASH/LOWER RIGHT
8	159719-01-28A	EA	PANEL/CONSOLE - CENTER/LEFT - SLATE
9	074762-01-000	EA	PULL - CABINET - 4.8" X .9" - BLACK PLASTIC
10	161526-01-02B	EA	PANEL/ACCESS - BLOWER - E-COATED
	115870-01-000	FT	SEAL/EDGE - TRIM
11	162866-01-W66	EA	DRAWER - CONSOLE/CENTER - 10.7"W X 8.5"D - W/O HDW
12	158973-01-W66	EA	PANEL - DASH/FRONT
	106569-14-13A	YD	VINYL - LAMINATE - 1/4" X 54" - SLATE
13	073050-04-000	EA	CLIP/MOUNTING - VALANCE PANEL
14	158976-02-06A	EA	BEZEL - INSTRUMENT PANEL - SLATE - <b>1PB</b>
15	118718-01-01A	EA	HOLDER/DRINK - COLLAPSIBLE MUG - BLACK PLASTIC

**DRIVERS COMPARTMENT GROUP (CONTINUED)**  
**FRONT INTERIOR**



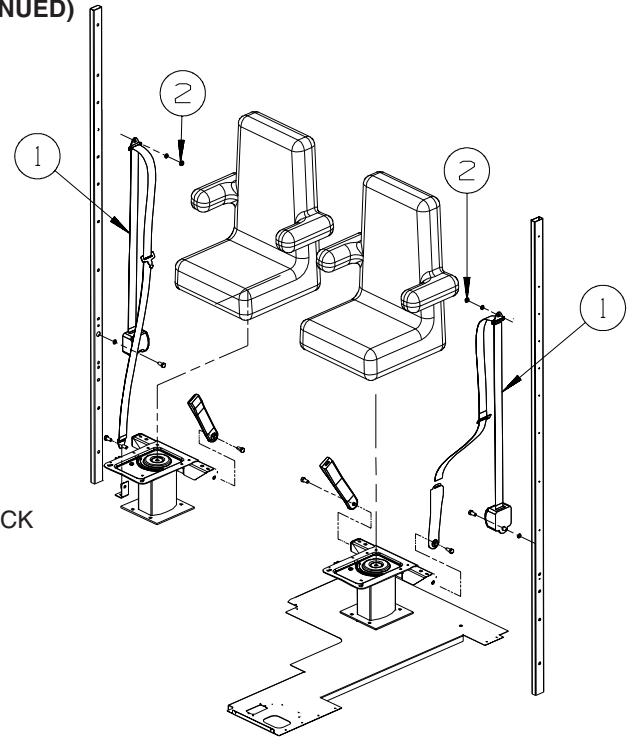
KEY	PART NUMBER	U/M	DESCRIPTION
1	116993-01-01A	EA	COVER - PEDALS - BLACK
2	151302-01-01A	EA	PANEL/FOOTREST - DRIVER - W/TREAD INSERTS - BLACK
3	151048-02-28A	EA	COVER - STEERING COLUMN - UPPER/FRONT - SLATE
4	148806-01-02B	EA	MOUNT ASM-STEERING COVE,E-CT - <b>1PB</b>
5	160466-01-28A	EA	COVER - STEERING COMUMN - UPPER - SLATE - <b>1PB</b>
6	160467-01-28A	EA	COVER - STEERING COMUMN - LOWER - SLATE - <b>1PB</b>
7	130034-03-02B	EA	CLIP - TRIM - E-COATED
8	130034-07-02B	EA	CLIP - TRIM - E-COATED
9	159062-04-W66	EA	PANEL/TRIM - DRIVER PANEL
10	159851-01-28A	EA	TRIM - A-PILLAR/PASSENGER - INTERIOR - SLATE
11	159851-02-28A	EA	TRIM - A-PILLAR/DRIVER - INTERIOR - SLATE
12	161808-01-01A	EA	COVER - ROLL BAR/U-CHANNEL - 66.9" PLASTIC - MED OAK
13	161808-02-01A	EA	COVER - ROLL BAR/U-CHANNEL - 12.3" PLASTIC - MED OAK

**DRIVERS COMPARTMENT GROUP (CONTINUED)**  
**FRONT INTERIOR (CONTINUED)**

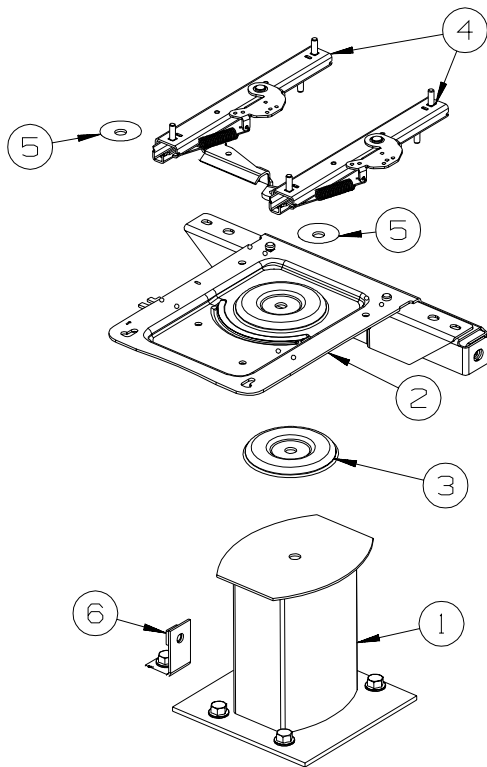
**SEAT BELT**

KEY	PART NUMBER	U/M	DESCRIPTION
1*	091990-10-01A	EA	SEAT BELT - 3 POINT - DUAL SENSITIVE - BLACK
2	109146-01-000	EA	BOLT - SHOULDER/SEAT BELT

\*COMPONENT PARTS LISTED LATER IN THIS GROUP



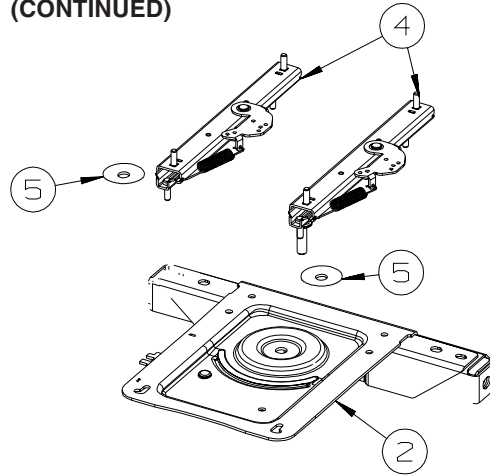
**PASSENGER**



**PEDESTALS**

KEY	PART NUMBER	U/M	DESCRIPTION
1	133408-01-000	EA	PEDESTAL - SEAT - DRIVER/PASSENGER - 9 3/4"
2	133408-20-000	EA	TOP PLATE - PASSENGER - W/ANCHOR
3	107921-06-000	EA	BEARING KIT - PEDESTAL
4	131566-04-000	EA	SLIDE/SEAT - HEAVY DUTY LOCKING - 5"
	119952-07-000	EA	WIRE - LATCH RELEASE/ROTARY
5	131566-05-000	EA	WASHER - SLIDE SPACER - <b>FLEXSTEEL SEATS ONLY</b>
6	133408-04-000	EA	BRACKET - ANCHOR/FLOOR

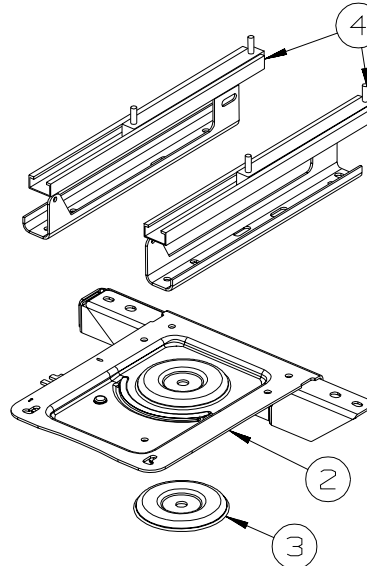
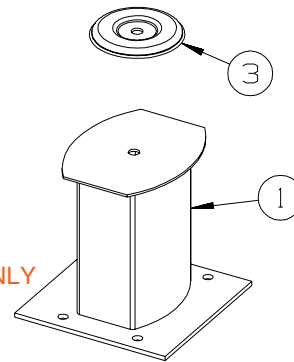
**DRIVERS COMPARTMENT GROUP (CONTINUED)**  
**FRONT INTERIOR (CONTINUED)**



**DRIVERS**

**PEDESTALS**

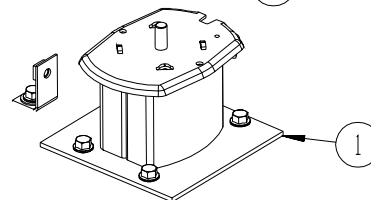
KEY	PART NUMBER	U/M	DESCRIPTION
1	133408-01-000	EA	PEDESTAL - SEAT - DRIVER/PASSENGER - 9 3/4"
2	133408-08-000	EA	TOP PLATE - W/BAR
3	107921-06-000	EA	BEARING KIT - PEDESTAL
4	131566-04-000	EA	SLIDE/SEAT - HEAVY DUTY LOCKING - 5"
	119952-07-000	EA	WIRE - LATCH RELEASE/ROTARY
5	131566-05-000	EA	WASHER - SLIDE SPACER - <b>FLEXSTEEL SEATS ONLY</b>



**DRIVER  
SIX-WAY POWER**

KEY	PART NUMBER	U/M	DESCRIPTION
1	133408-05-000	EA	PEDESTAL - SEAT - 5.75"
2	133408-08-000	EA	TOP PLATE - W/BAR
3	107921-06-000	EA	BEARING KIT - PEDESTAL
4*	147767-01-000	EA	SEAT - POWER - 6-WAY - DRIVER

**\*COMPONENT PARTS LISTED LATER IN THIS GROUP**



**COMPONENT PARTS FOR FRONT INTERIOR**  
**091990-10-01A**

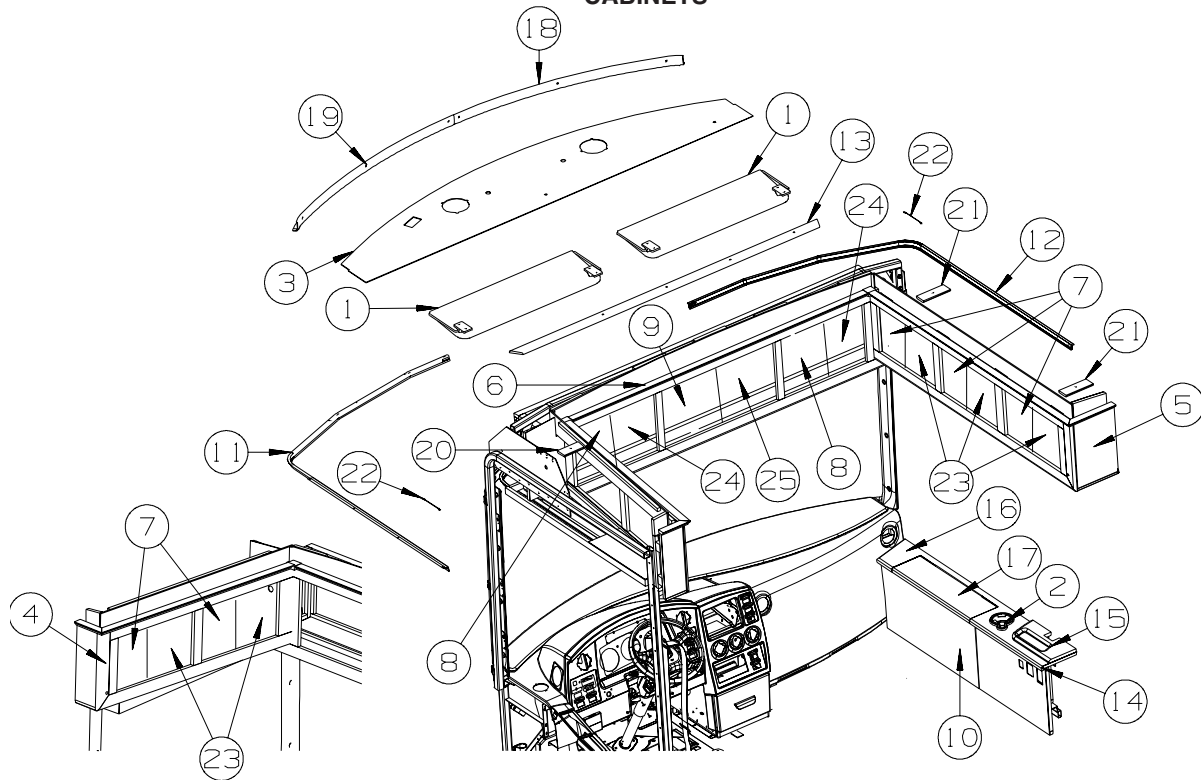
KEY	PART NUMBER	U/M	DESCRIPTION	VENDOR NO.
	091990-05-700	EA	SLEEVE/BUCKLE COVER-PLASTIC	209SER11.5-02

**147767-01-000, 147767-02-000**

KEY	PART NUMBER	U/M	DESCRIPTION	VENDOR NO
	147767-01-700	EA	SWITCH PLATE	SHROCK-9PT-SWT-PLTE
	147767-01-701	EA	MOTOR - VERTICAL	SHROCK 9PT-M0-VER-0
	147767-01-702	EA	MOTOR - HORIZONTAL	SHROCK 9PT-M0-HOZ-0

# DRIVERS COMPARTMENT GROUP (CONTINUED)

## CABINETS



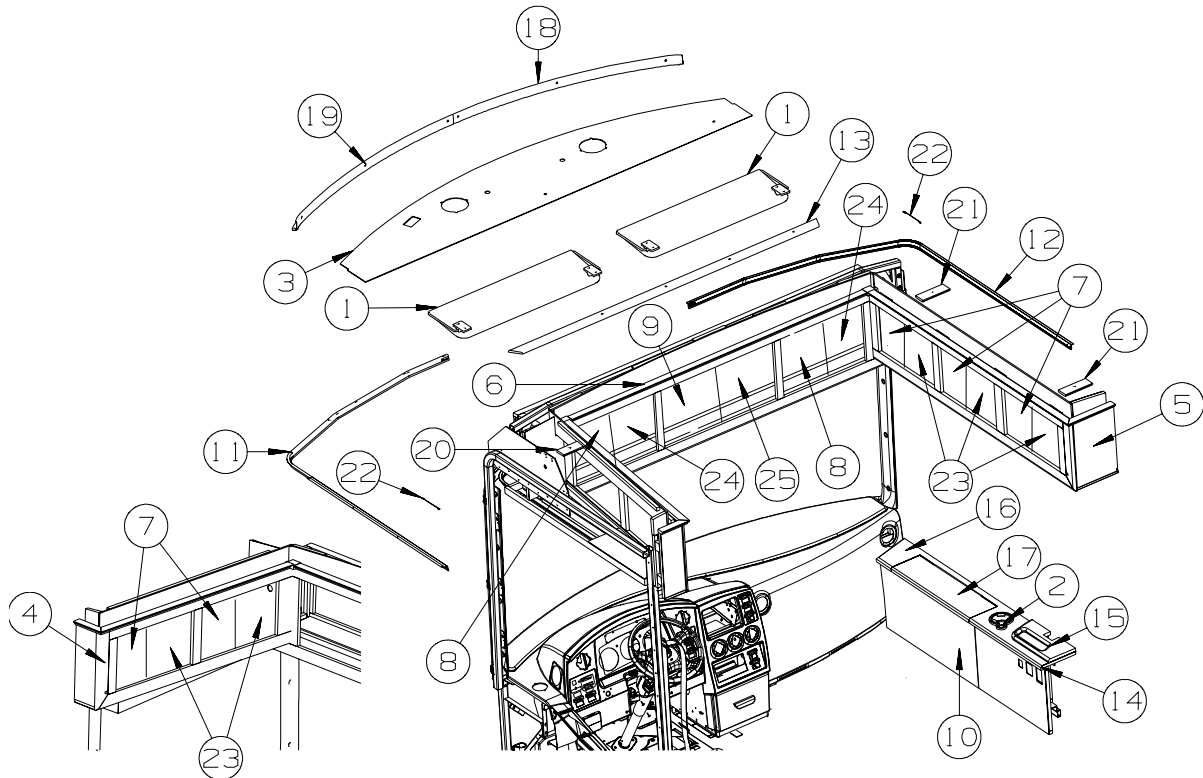
KEY	PART NUMBER	U/M	DESCRIPTION
1	123298-06-11A	EA	SUNVISOR - 8" X 30.5" - SLATE
2	133831-01-01A	EA	HOLDER - CUP W/THREE CENTERLINE RUBBER FINGERS
3	134146-A0-W66	EA	PANEL - OVERHEAD/FRONT - BOTTOM
4	167982-01-YP0	EA	CABINET - OVERHEAD/FRONT/LH HAND - W/O DOORS/HDW - SIERRA MAPLE
4	167982-01-YP1	EA	CABINET - OVERHEAD/FRONT/LH HAND - W/O DOORS/HDW - CONCERT CHERRY
4	167982-01-YP2	EA	CABINET - OVERHEAD/FRONT/LH HAND - W/O DOORS/HDW - BELMONT MAPLE
5	167993-01-YP0	EA	CABINET - OVERHEAD/FRONT/RH HAND - W/O DOORS/HDW - SIERRA MAPLE
5	167993-01-YP1	EA	CABINET - OVERHEAD/FRONT/RH HAND - W/O DOORS/HDW - CONCERT CHERRY
5	167993-01-YP2	EA	CABINET - OVERHEAD/FRONT/RH HAND - W/O DOORS/HDW - BELMONT MAPLE
6	167777-01-YP0	EA	CABINET - OVERHEAD/FRONT - W/O DOORS/HDW - SIERRA MAPLE
6	167777-01-YP1	EA	CABINET - OVERHEAD/FRONT - W/O DOORS/HDW - CONCERT CHERRY
6	167777-01-YP2	EA	CABINET - OVERHEAD/FRONT - W/O DOORS/HDW - BELMONT MAPLE
6	167777-02-YP0	EA	CABINET - OVHD/FRONT - W/O DRS/HDW - SIERRA MAPLE
6	167777-02-YP1	EA	CABINET - OVHD/FRONT - W/O DRS/HDW - CONCERT CHERRY
6	167777-02-YP2	EA	CABINET - OVHD/FRONT - W/O DRS/HDW - BELMONT MAPLE
6	169336-01-YA0	EA	CABINET - OVERHEAD/FRONT - W/O DOORS/HDW - SIERRA MAPLE - <b>61E</b> FROM: 00-00-00 THRU: 09-28-08
6	169336-01-YA1	EA	CABINET - OVERHEAD/FRONT - W/O DOORS/HDW - CONCERT CHERRY - <b>61E</b> FROM: 00-00-00 THRU: 09-28-08
6	169336-01-YA2	EA	CABINET - OVERHEAD/FRONT - W/O DOORS/HDW - BELMONT MAPLE - <b>61E</b> FROM: 00-00-00 THRU: 09-28-08
6	167777-03-YP0	EA	CABINET - OVERHEAD/FRONT - W/O DOORS/HDW - SIERRA MAPLE - <b>70C</b> FROM: 09-29-08 THRU: 99-99-99
6	167777-03-YP1	EA	CABINET - OVERHEAD/FRONT - W/O DOORS/HDW - CONCERT CHERRY - <b>70C</b> FROM: 09-29-08 THRU: 99-99-99
6	167777-03-YP2	EA	CABINET - OVERHEAD/FRONT - W/O DOORS/HDW - BELMONT MAPLE - <b>70C</b> FROM: 09-29-08 THRU: 99-99-99
6	167777-04-YP0	EA	CABINET - OVERHEAD/FRONT - W/O DOORS/HDW - SIERRA MAPLE - <b>61E/70C</b> FROM: 09-29-08 THRU: 99-99-99
6	167777-04-YP1	EA	CABINET - OVERHEAD/FRONT - W/O DOORS/HDW - CONCERT CHERRY - <b>61E/70C</b> FROM: 09-29-08 THRU: 99-99-99
6	167777-04-YP2	EA	CABINET - OVERHEAD/FRONT - W/O DOORS/HDW - BELMONT MAPLE - <b>61E/70C</b> FROM: 09-29-08 THRU: 99-99-99

**DRIVERS COMPARTMENT GROUP (CONTINUED)**  
**CABINETS (CONTINUED)**

KEY	PART NUMBER	U/M	DESCRIPTION
7	167627-10-YP0	EA	DOOR - RAISED/PENCIL EDGE - 9.8" X 12" - W/O HDW - SIERRA MAPLE FROM: 00-00-00 THRU: 06-27-08
7	167627-11-YP0	EA	DOOR - RAISED/PENCIL EDGE - 9.8" X 12" - W/O HDW - SIERRA MAPLE FROM: 06-28-08 THRU: 08-20-08
7	167627-10-YP0	EA	DOOR - RAISED/PENCIL EDGE - 9.8" X 12" - W/O HDW - SIERRA MAPLE FROM: 08-21-08 THRU: 99-99-99
7	167627-10-YP1	EA	DOOR - RAISED/PENCIL EDGE - 9.8" X 12" - W/O HDW - CONCERT CHERRY FROM: 00-00-00 THRU: 06-27-08
7	167627-11-YP1	EA	DOOR - RAISED/PENCIL EDGE - 9.8" X 12" - W/O HDW - CONCERT CHERRY FROM: 06-28-08 THRU: 08-20-08
7	167627-10-YP1	EA	DOOR - RAISED/PENCIL EDGE - 9.8" X 12" - W/O HDW - CONCERT CHERRY FROM: 08-21-08 THRU: 99-99-99
7	167627-10-YP2	EA	DOOR - RAISED/PENCIL EDGE - 9.8" X 12" - W/O HDW - BELMONT MAPLE FROM: 00-00-00 THRU: 06-27-08
7	167627-11-YP2	EA	DOOR - RAISED/PENCIL EDGE - 9.8" X 12" - W/O HDW - BELMONT MAPLE FROM: 06-28-08 THRU: 08-20-08
7	167627-10-YP2	EA	DOOR - RAISED/PENCIL EDGE - 9.8" X 12" - W/O HDW - BELMONT MAPLE FROM: 08-21-08 THRU: 99-99-99
8	146028-F3-YP0	EA	DOOR - GLASS INSERT/PENCIL EDGE - 10.8" X 14.4" - W/O HDW - SIERRA MAPLE FROM: 00-00-00 THRU: 06-27-08
8	146028-G3-YP0	EA	DOOR - GLASS INSERT/PENCIL EDGE - 10.6" X 14.4" - W/O HDW - SIERRA MAPLE FROM: 06-28-08 THRU: 08-20-08
8	146028-F3-YP0	EA	DOOR - GLASS INSERT/PENCIL EDGE - 10.8" X 14.4" - W/O HDW - SIERRA MAPLE FROM: 08-21-08 THRU: 99-99-99
8	146028-F3-YP1	EA	DOOR - GLASS INSERT/PENCIL EDGE - 10.8" X 14.4" - W/O HDW - CONCERT CHERRY FROM: 00-00-00 THRU: 06-27-08
8	146028-G3-YP1	EA	DOOR - GLASS INSERT/PENCIL EDGE - 10.8" X 14.4" - W/O HDW - CONCERT CHERRY FROM: 06-28-08 THRU: 08-20-08
8	146028-F3-YP1	EA	DOOR - GLASS INSERT/PENCIL EDGE - 10.8" X 14.4" - W/O HDW - CONCERT CHERRY FROM: 08-21-08 THRU: 99-99-99
8	146028-F3-YP2	EA	DOOR - GLASS INSERT/PENCIL EDGE - 10.8" X 14.4" - W/O HDW - BELMONT MAPLE FROM: 00-00-00 THRU: 06-27-08
8	146028-G3-YP2	EA	DOOR - GLASS INSERT/PENCIL EDGE - 10.8" X 14.4" - W/O HDW - BELMONT MAPLE FROM: 06-28-08 THRU: 08-20-08
8	146028-F3-YP2	EA	DOOR - GLASS INSERT/PENCIL EDGE - 10.8" X 14.4" - W/O HDW - BELMONT MAPLE FROM: 08-21-08 THRU: 99-99-99
9	146028-F4-YP0	EA	DOOR - GLASS INSERT/PENCIL EDGE - 14.4" X 14.4" - W/O HDW - SIERRA MAPLE FROM: 00-00-00 THRU: 06-27-08
9	146028-G5-YP0	EA	DOOR - GLASS INSERT/PENCIL EDGE - 14.4" X 14.4" - W/O HDW - SIERRA MAPLE FROM: 06-28-08 THRU: 08-20-08
9	146028-F4-YP0	EA	DOOR - GLASS INSERT/PENCIL EDGE - 14.4" X 14.4" - W/O HDW - SIERRA MAPLE FROM: 08-21-08 THRU: 99-99-99
9	146028-F4-YP1	EA	DOOR - GLASS INSERT/PENCIL EDGE - 14.4" X 14.4" - W/O HDW - CONCERT CHERRY FROM: 00-00-00 THRU: 06-27-08
9	146028-G5-YP1	EA	DOOR - GLASS INSERT/PENCIL EDGE - 14.4" X 14.4" - W/O HDW - CONCERT CHERRY FROM: 06-28-08 THRU: 08-20-08
9	146028-F4-YP1	EA	DOOR - GLASS INSERT/PENCIL EDGE - 14.4" X 14.4" - W/O HDW - CONCERT CHERRY FROM: 08-21-08 THRU: 99-99-99
9	146028-F4-YP2	EA	DOOR - GLASS INSERT/PENCIL EDGE - 14.4" X 14.4" - W/O HDW - BELMONT MAPLE FROM: 00-00-00 THRU: 06-27-08
9	146028-G5-YP2	EA	DOOR - GLASS INSERT/PENCIL EDGE - 14.4" X 14.4" - W/O HDW - BELMONT MAPLE FROM: 06-28-08 THRU: 08-20-08
9	146028-F4-YP2	EA	DOOR - GLASS INSERT/PENCIL EDGE - 14.4" X 14.4" - W/O HDW - BELMONT MAPLE FROM: 08-21-08 THRU: 99-99-99
10	166728-01-YP0	EA	CABINET - STORAGE/FRONT/RIGHT - W/O COUNTERTOP/DOORS/HDW - SIERRA MAPLE
10	166728-01-YP1	EA	CABINET - STORAGE/FRONT/RIGHT - W/O COUNTERTOP/DOORS/HDW - CONCERT CHERRY
10	166728-01-YP2	EA	CABINET - STORAGE/FRONT/RIGHT - W/O COUNTERTOP/DOORS/HDW - BELMONT MAPLE
11	127254-15-06A	EA	TRACK/WRAPAROUND - DRIVER - BLACK
	162691-01-01A	EA	SPACER - CURTAIN TRACK
12	127254-16-06A	EA	TRACK/WRAPAROUND - PASSENGER - BLACK
	162691-01-01A	EA	SPACER - CURTAIN TRACK



## DRIVERS COMPARTMENT GROUP (CONTINUED) CABINETS (CONTINUED)



KEY	PART NUMBER	U/M	DESCRIPTION
13	133771-12-YP0	EA	MOLDING - CAP - SIERRA MAPLE
13	133771-12-YP1	EA	MOLDING - CAP - CONCERT CHERRY
13	133771-12-YP2	EA	MOLDING - CAP - BELMONT MAPLE
	042356-01-000	EA	PLUG - MAHOGANY - 3/8" DOWEL X 1/2" HEAD
14	166845-01-YP0	EA	COUNTERTOP - W/FLAP DOOR - SIERRA MAPLE
14	166845-01-YP1	EA	COUNTERTOP - W/FLAP DOOR - CONCERT CHERRY
14	166845-01-YP2	EA	COUNTERTOP - W/FLAP DOOR - BELMONT MAPLE
15	166891-01-YP0	EA	COUNTERTOP - WOOD - SIERRA MAPLE
15	166891-01-YP1	EA	COUNTERTOP - WOOD - CONCERT CHERRY
15	166891-01-YP2	EA	COUNTERTOP - WOOD - BELMONT MAPLE
16	145182-61-YP0	EA	COUNTERTOP - LAMINATED - SIERRA MAPLE
16	145182-61-YP1	EA	COUNTERTOP - LAMINATED - CONCERT CHERRY
16	145182-61-YP2	EA	COUNTERTOP - LAMINATED - BELMONT MAPLE
17	145182-62-YP0	EA	COUNTERTOP - LAMINATED - SIERRA MAPLE
17	145182-62-YP1	EA	COUNTERTOP - LAMINATED - CONCERT CHERRY
17	145182-62-YP2	EA	COUNTERTOP - LAMINATED - BELMONT MAPLE
18	159957-01-28A	EA	TRIM - WINDSHIELD - INTERIOR/TOP/PASSENGER
19	159957-02-28A	EA	TRIM - WINDSHIELD - INTERIOR/TOP/DRIVER
20	133771-13-YP0	EA	MOLDING - CAP - SIERRA MAPLE
20	133771-13-YP1	EA	MOLDING - CAP - CONCERT CHERRY
20	133771-13-YP2	EA	MOLDING - CAP - BELMONT MAPLE
21	133771-14-YP0	EA	MOLDING - CAP - SIERRA MAPLE
21	133771-14-YP1	EA	MOLDING - CAP - CONCERT CHERRY
21	133771-14-YP2	EA	MOLDING - CAP - BELMONT MAPLE
22	076767-04-000	EA	CABLE - STAINLESS STEEL - 5.9"
23	167627-10-YP0	EA	DOOR - RAISED/PENCIL EDGE - 9.8" X 12" - W/O HDW - SIERRA MAPLE FROM: 00-00-00 THRU: 06-27-08
23	167627-12-YP0	EA	DOOR - RAISED/PENCIL EDGE - 9.8" X 12" - W/O HDW - SIERRA MAPLE FROM: 06-28-08 THRU: 08-20-08
23	167627-10-YP0	EA	DOOR - RAISED/PENCIL EDGE - 9.8" X 12" - W/O HDW - SIERRA MAPLE FROM: 08-21-08 THRU: 99-99-99
23	167627-10-YP1	EA	DOOR - RAISED/PENCIL EDGE - 9.8" X 12" - W/O HDW - CONCERT CHERRY FROM: 00-00-00 THRU: 06-27-08
23	167627-12-YP1	EA	DOOR - RAISED/PENCIL EDGE - 9.8" X 12" - W/O HDW - CONCERT CHERRY FROM: 06-28-08 THRU: 08-20-08
23	167627-10-YP1	EA	DOOR - RAISED/PENCIL EDGE - 9.8" X 12" - W/O HDW - CONCERT CHERRY FROM: 08-21-08 THRU: 99-99-99

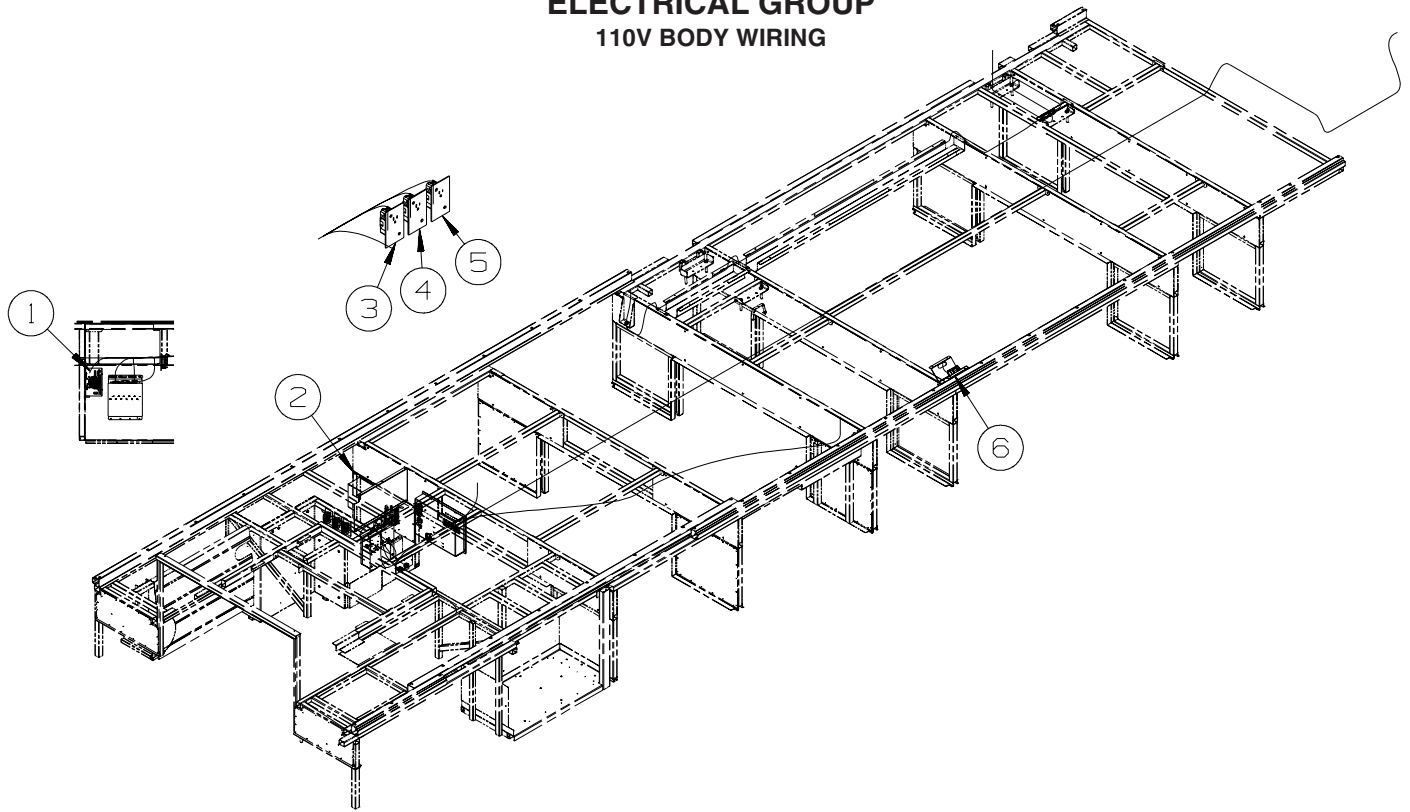


**DRIVERS COMPARTMENT GROUP (CONTINUED)**  
**CABINETS (CONTINUED)**

<b>KEY</b>	<b>PART NUMBER</b>	<b>U/M</b>	<b>DESCRIPTION</b>
23	167627-10-YP2	EA	DOOR - RAISED/PENCIL EDGE - 9.8" X 12" - W/O HDW - BELMONT MAPLE FROM: 00-00-00 THRU: 06-27-08
23	167627-12-YP2	EA	DOOR - RAISED/PENCIL EDGE - 9.8" X 12" - W/O HDW - BELMONT MAPLE FROM: 06-28-08 THRU: 08-20-08
23	167627-10-YP2	EA	DOOR - RAISED/PENCIL EDGE - 9.8" X 12" - W/O HDW - BELMONT MAPLE FROM: 08-21-08 THRU: 99-99-99
24	146028-F3-YP0	EA	DOOR - GLASS INSERT/PENCIL EDGE - 10.8" X 14.4" - W/O HDW - SIERRA MAPLE FROM: 00-00-00 THRU: 06-27-08
24	146028-G4-YP0	EA	DOOR - GLASS INSERT/PENCIL EDGE - 10.6" X 14.4" - W/O HDW - SIERRA MAPLE FROM: 06-28-08 THRU: 08-20-08
24	146028-F3-YP0	EA	DOOR - GLASS INSERT/PENCIL EDGE - 10.8" X 14.4" - W/O HDW - SIERRA MAPLE FROM: 08-21-08 THRU: 99-99-99
24	146028-F3-YP1	EA	DOOR - GLASS INSERT/PENCIL EDGE - 10.8" X 14.4" - W/O HDW - CONCERT CHERRY FROM: 00-00-00 THRU: 06-27-08
24	146028-G4-YP1	EA	DOOR - GLASS INSERT/PENCIL EDGE - 10.8" X 14.4" - W/O HDW - CONCERT CHERRY FROM: 06-28-08 THRU: 08-20-08
24	146028-F3-YP1	EA	DOOR - GLASS INSERT/PENCIL EDGE - 10.8" X 14.4" - W/O HDW - CONCERT CHERRY FROM: 08-21-08 THRU: 99-99-99
24	146028-F3-YP2	EA	DOOR - GLASS INSERT/PENCIL EDGE - 10.8" X 14.4" - W/O HDW - BELMONT MAPLE FROM: 00-00-00 THRU: 06-27-08
24	146028-G4-YP2	EA	DOOR - GLASS INSERT/PENCIL EDGE - 10.8" X 14.4" - W/O HDW - BELMONT MAPLE FROM: 06-28-08 THRU: 08-20-08
24	146028-F3-YP2	EA	DOOR - GLASS INSERT/PENCIL EDGE - 10.8" X 14.4" - W/O HDW - BELMONT MAPLE FROM: 08-21-08 THRU: 99-99-99
25	146028-F4-YP0	EA	DOOR - GLASS INSERT/PENCIL EDGE - 14.4" X 14.4" - W/O HDW - SIERRA MAPLE FROM: 00-00-00 THRU: 06-27-08
25	146028-G6-YP0	EA	DOOR - GLASS INSERT/PENCIL EDGE - 14.4" X 14.4" - W/O HDW - SIERRA MAPLE FROM: 06-28-08 THRU: 08-20-08
25	146028-F4-YP0	EA	DOOR - GLASS INSERT/PENCIL EDGE - 14.4" X 14.4" - W/O HDW - SIERRA MAPLE FROM: 08-21-08 THRU: 99-99-99
25	146028-F4-YP1	EA	DOOR - GLASS INSERT/PENCIL EDGE - 14.4" X 14.4" - W/O HDW - CONCERT CHERRY FROM: 00-00-00 THRU: 06-27-08
25	146028-G6-YP1	EA	DOOR - GLASS INSERT/PENCIL EDGE - 14.4" X 14.4" - W/O HDW - CONCERT CHERRY FROM: 06-28-08 THRU: 08-20-08
25	146028-F4-YP1	EA	DOOR - GLASS INSERT/PENCIL EDGE - 14.4" X 14.4" - W/O HDW - CONCERT CHERRY FROM: 08-21-08 THRU: 99-99-99
25	146028-F4-YP2	EA	DOOR - GLASS INSERT/PENCIL EDGE - 14.4" X 14.4" - W/O HDW - BELMONT MAPLE FROM: 00-00-00 THRU: 06-27-08
25	146028-G6-YP2	EA	DOOR - GLASS INSERT/PENCIL EDGE - 14.4" X 14.4" - W/O HDW - BELMONT MAPLE FROM: 06-28-08 THRU: 08-20-08
25	146028-F4-YP2	EA	DOOR - GLASS INSERT/PENCIL EDGE - 14.4" X 14.4" - W/O HDW - BELMONT MAPLE FROM: 08-21-08 THRU: 99-99-99

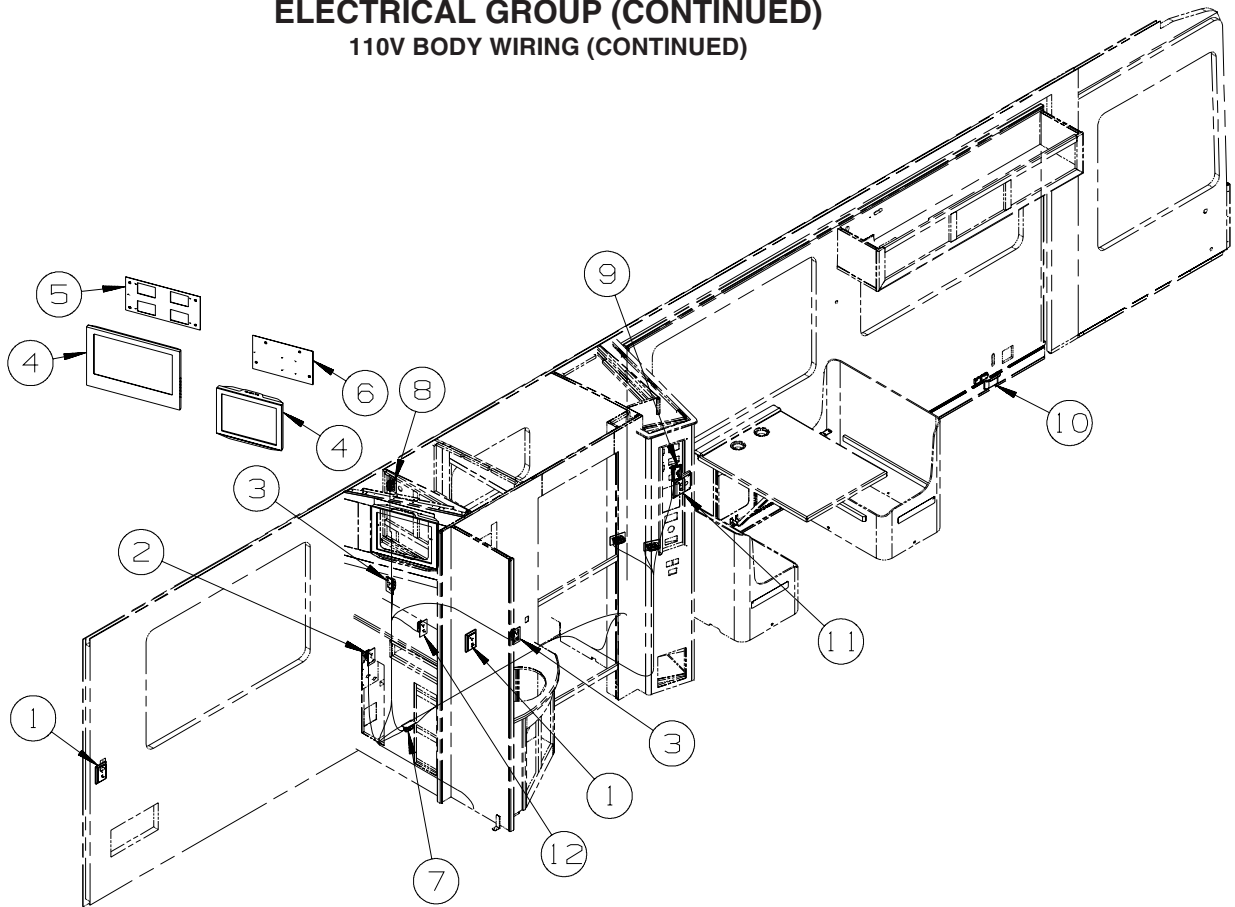
# ELECTRICAL GROUP

## 110V BODY WIRING



KEY	PART NUMBER	U/M	DESCRIPTION
1	154511-01-000	EA	INVERTER - 600 WATT - W/O REMOTE PANEL
2	162373-02-02B	EA	BRACKET - INVERTER - E-COATED
3	058708-05-000	EA	RECEPTACLE - ELECTRICAL - SINGLE - BROWN
3	158542-04-01A	EA	LABEL - RECEPTACLE - CONVERTER - WHITE/BLACK
4	058708-05-000	EA	RECEPTACLE - ELECTRICAL - SINGLE - BROWN
5	158542-03-01A	EA	LABEL - RECEPTACLE - INVERTER - WHITE/BLACK
5	058708-05-000	EA	RECEPTACLE - ELECTRICAL - SINGLE - BROWN
5	158542-05-01A	EA	LABEL - RECEPTACLE - ENGINE HEAT - WHITE/BLACK
6	058708-01-000	EA	RECEPTACLE - ELECTRIC - DOUBLE - BROWN

**ELECTRICAL GROUP (CONTINUED)**  
**110V BODY WIRING (CONTINUED)**

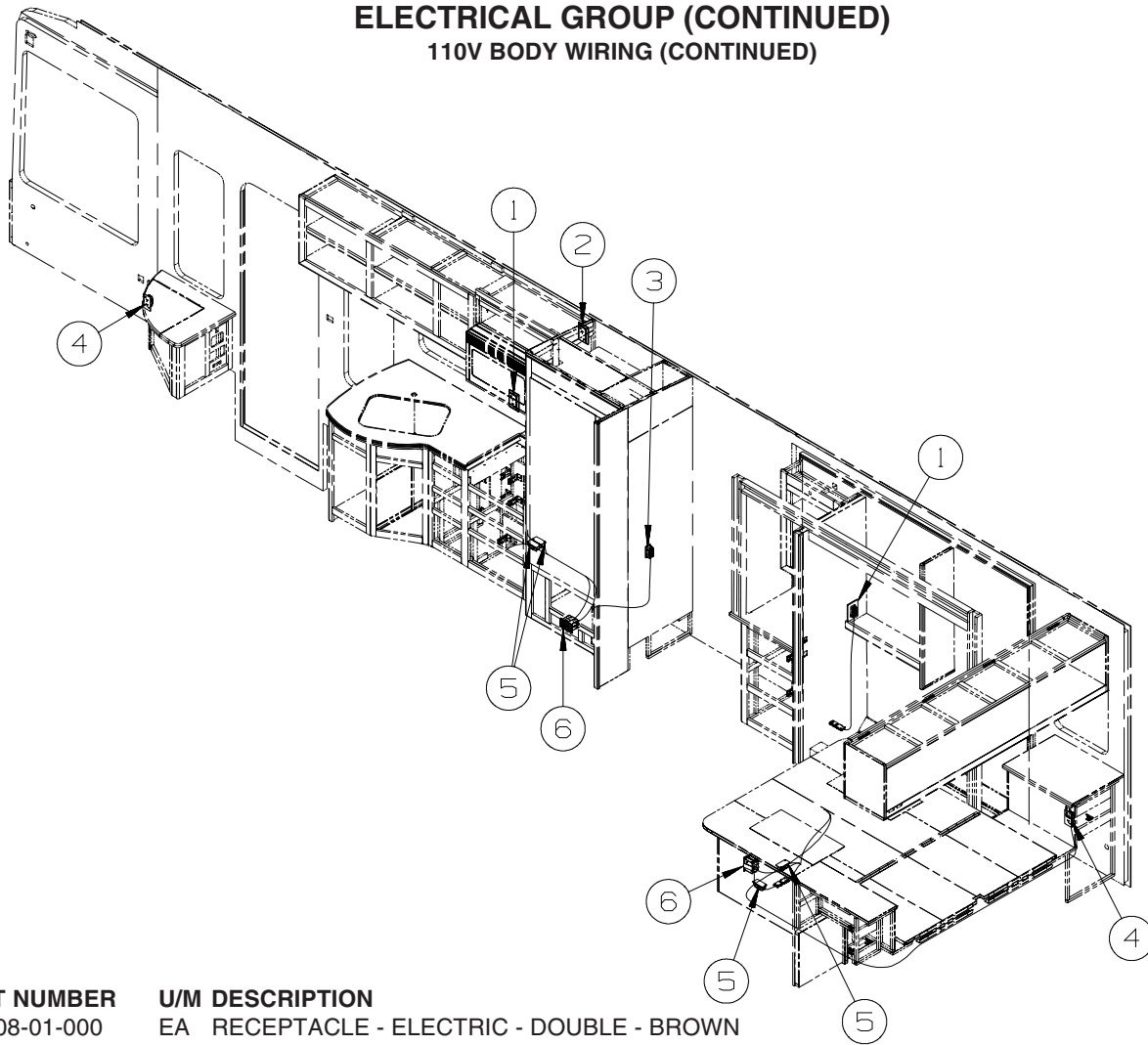


KEY	PART NUMBER	U/M	DESCRIPTION
1	058708-01-000	EA	RECEPTACLE - ELECTRIC - DOUBLE - BROWN
1	133713-01-22A	EA	SPACER/RECEPTACLE - VINYL - SIERRA MAPLE
1	133713-01-25A	EA	SPACER/RECEPTACLE - VINYL - CONCERT CHERRY
1	133713-01-26A	EA	SPACER/RECEPTACLE - VINYL - BELMONT MAPLE
2	058708-05-000	EA	RECEPTACLE - ELECTRICAL - SINGLE - BROWN
2	158542-01-01A	EA	LABEL - RECEPTACLE - WASHER/DRYER - WHITE/BLACK
3	058708-01-000	EA	RECEPTACLE - ELECTRIC - DOUBLE - BROWN
4*	166446-01-000	EA	TV - 26" - LCD 16:9 - BOTTOM SPEAKER - JENSEN JE2608 - <b>61K</b> FROM: 00-00-00 THRU: 11-30-08
4	171727-01-000	EA	TV - 26" - LCD 16:9 - FRONT BUTTONS - JENSEN JE2608WV - <b>61K</b> FROM: 12-01-08 THRU: 99-99-99
4*	164598-01-000	EA	TV - 20" FLAT PANEL/LCD/STEREO - SHARP LC-20SH7U - <b>10A</b>
5	166655-02-02B	EA	PLATE - TV - E-COATED - <b>61K</b>
6	164724-02-02B	EA	BRACKET - TV - E-COATED
7	058707-02-000	EA	RECEPTACLE - BLANK - JUNCTION BOX
8	058708-05-000	EA	RECEPTACLE - ELECTRICAL - SINGLE - BROWN
9	084420-01-000	EA	SWITCH - TOGGLE - 15 AMP/120 VOLT - BROWN
9	083588-02-000	EA	LABEL - ON/OFF - ENGINE HEATER
10	153862-02-01A	EA	COVER - WIRE - 5.9" X 3.8" X 2.2" - BLACK
11	058708-01-000	EA	RECEPTACLE - ELECTRIC - DOUBLE - BROWN
11	133713-04-22A	EA	SPACER/RECEPTACLE - VINYL - SIERRA MAPLE
11	133713-04-25A	EA	SPACER/RECEPTACLE - VINYL - CONCERT CHERRY
11	133713-04-26A	EA	SPACER/RECEPTACLE - VINYL - BELMONT MAPLE
12	058708-01-000	EA	RECEPTACLE - ELECTRIC - DOUBLE - BROWN
12	158542-02-01A	EA	LABEL - RECEPTACLE - ELECTRONICS - WHITE/BLACK

\*COMPONENT PARTS LISTED LATER IN THIS GROUP

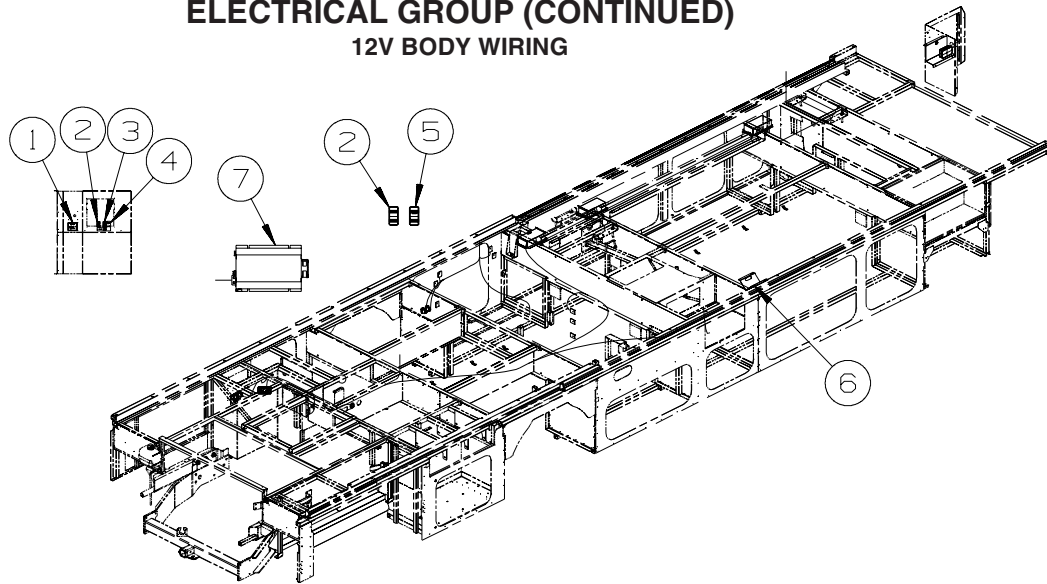
## ELECTRICAL GROUP (CONTINUED)

### 110V BODY WIRING (CONTINUED)



KEY	PART NUMBER	U/M	DESCRIPTION
1	058708-01-000	EA	RECEPTACLE - ELECTRIC - DOUBLE - BROWN
1	133713-01-22A	EA	SPACER/RECEPTACLE - VINYL - SIERRA MAPLE
1	133713-01-25A	EA	SPACER/RECEPTACLE - VINYL - CONCERT CHERRY
1	133713-01-26A	EA	SPACER/RECEPTACLE - VINYL - BELMONT MAPLE
2	058708-05-000	EA	RECEPTACLE - ELECTRICAL - SINGLE - BROWN
2	133713-01-22A	EA	SPACER/RECEPTACLE - VINYL - SIERRA MAPLE
2	133713-01-25A	EA	SPACER/RECEPTACLE - VINYL - CONCERT CHERRY
2	133713-01-26A	EA	SPACER/RECEPTACLE - VINYL - BELMONT MAPLE
3	058707-01-000	EA	RECEPTACLE - ELECTRIC - SINGLE - BROWN
4	058708-01-000	EA	RECEPTACLE - ELECTRIC - DOUBLE - BROWN
5	058707-02-000	EA	RECEPTACLE - BLANK - JUNCTION BOX
6	163319-01-02A	EA	RECEPTACLE - GFCI - 15A 125V - BROWN

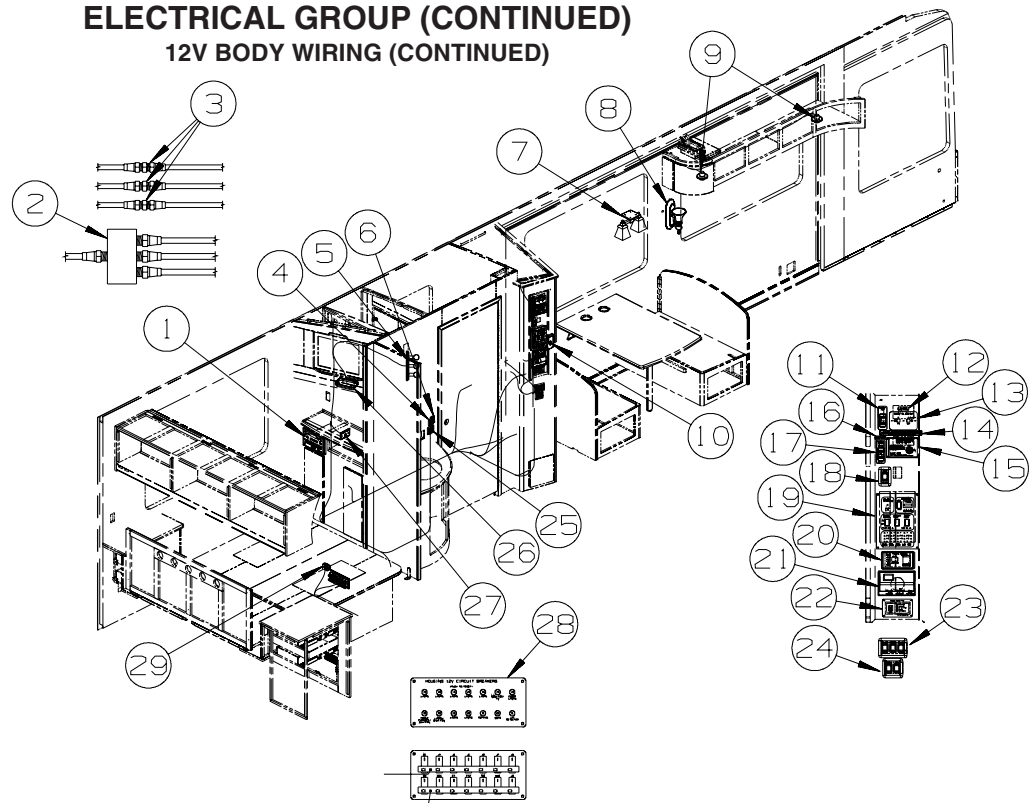
**ELECTRICAL GROUP (CONTINUED)**  
**12V BODY WIRING**



KEY	PART NUMBER	U/M	DESCRIPTION
1	149557-03-01A	EA	PLATE/WALL - DUAL COAXIAL/HORIZONTAL - WHITE
2	108357-05-000	EA	SWITCH - ROCKER - SPDT - ON/NONE/ON - 3 TERM - W/O COVER
2	108356-01-01A	EA	COVER/ACTUATOR SWITCH - 3 GROOVES - BLACK
2	108355-01-000	EA	HOUSING - SWITCH
3	108357-18-000	EA	SWITCH - ROCKER - DPDT - MOM/OFF/MOM - W/O COVER
3	108356-03-01A	EA	COVER/ACTUATOR SWITCH - 3 GROOVES W/LENS - BLACK
3	108355-01-000	EA	HOUSING - SWITCH
4	117628-05-000	EA	LABEL - SWITCH - AUTO LVL/LIGHTS - WHITE ON CLEAR
5	108357-15-000	EA	SWITCH - ROCKER - DPDT - ON/NONE/ON - W/LIGHT W/O COVER
5	108356-03-01A	EA	COVER/ACTUATOR SWITCH - 3 GROOVES W/LENS - BLACK
5	108355-01-000	EA	HOUSING - SWITCH
6	082134-01-000	EA	ADAPTER - TV - CABLE TO CABLE
6	082136-01-000	EA	NUT - HEX JAM - 3/8-32
6	157486-01-02A	EA	LABEL - TV/EXTERIOR
7	123058-01-000	EA	CONVERTER - 55 AMP - ELECTRONIC - 4 1/8"H X 7"W X 12 3/8"L

## ELECTRICAL GROUP (CONTINUED)

### 12V BODY WIRING (CONTINUED)



KEY	PART NUMBER	U/M	DESCRIPTION
1*	163031-01-01A	EA	RADIO - WALL MOUNT - DVD/CD - W/ALARM - JENSEN AWM960 - <b>25D</b> FROM: 00-00-00 THRU: 06-15-08
1*	169536-01-01A	EA	RADIO - WALL MOUNT - DVD/CD - W/ALARM - JENSEN AWM970 - <b>25D</b> FROM: 06-16-08 THRU: 99-99-99
1	165161-01-000	EA	FILTER - GROUND LOOP/VIDEO - <b>25D</b>
2	086756-02-000	EA	SPLITTER - TV/3 WAY
3	082134-01-000	EA	ADAPTER - TV - CABLE TO CABLE
4	135740-01-01A	EA	SWITCH - ROCKER - SPST - ON/OFF - BROWN
4	135741-01-01A	EA	SWITCH - BASE - SINGLE - BROWN
4	135742-07-02A	EA	BEZEL - SWITCH - CEILING - BROWN
5	162371-01-01A	EA	LIGHT - MAKE UP - 3 BULB/RECTANGULAR - BRUSHED NICKEL
6	135740-01-01A	EA	SWITCH - ROCKER - SPST - ON/OFF - BROWN
6	135741-01-01A	EA	SWITCH - BASE - SINGLE - BROWN
6	135742-08-02A	EA	BEZEL - SWITCH - MAKEUP - BROWN
7*	093575-46-01A	EA	LIGHT - CEILING/DOUBLE - BRUSHED NICKEL
8	119258-53-01A	EA	LAMP - WALL - UL/CSA - BRUSHED NICKEL
9	132427-01-02A	EA	LIGHT - READING/SWIVEL - ROUND - NICKEL
10	132958-01-000	EA	RECEPTACLE - 12 VOLT - MOUNTING FLANGE - BLACK
11	144363-09-02B	EA	PLATE - SWITCH - E-COATED
11	108357-06-000	EA	SWITCH - ROCKER - DPDT - MOM/OFF/MOM - 6 TERM - W/O COVER
11	108356-01-01A	EA	COVER/ACTUATOR SWITCH - 3 GROOVES - BLACK
11	108355-01-000	EA	HOUSING - SWITCH
11	116220-02-000	EA	APPLIQUE - SWITCH/SLIDEOUT
12	163992-01-01A	EA	LABEL - SLIDEOUT - DRIVER/Front - BLACK/WHITE
13	138173-04-000	EA	CONTROL PANEL (TOUCH PAD) - ELECTRIC SLIDEOUT - #1802931
14	116549-01-000	EA	LABEL - WARNING - SLIDEOUT
15*	163097-01-000	EA	SWITCH - SPST - KEY ACTIVATED - W/2 KEYS
15	163988-02-01A	EA	LABEL - SLIDEOUT CONTROL/ELECTRIC - BLACK/WHITE
16	163992-03-01A	EA	LABEL - SLIDEOUT - PASSENGER/REAR - BLACK/WHITE
17	144363-09-02B	EA	PLATE - SWITCH - E-COATED
17	108357-07-000	EA	SWITCH - ROCKER - SPDT - MOM/OFF/MOM - 3 TERM - W/O COVER
17	108356-01-01A	EA	COVER/ACTUATOR SWITCH - 3 GROOVES - BLACK
17	108355-01-000	EA	HOUSING - SWITCH
18	135740-06-01A	EA	SWITCH - ROCKER - ON/OFF - LIGHTED - RED
18	135741-01-01A	EA	SWITCH - BASE - SINGLE - BROWN
18	135742-35-02A	EA	BEZEL - SWITCH - WATER HEATER/110 VOLT - BROWN

**ELECTRICAL GROUP (CONTINUED)**  
**12V BODY WIRING (CONTINUED)**

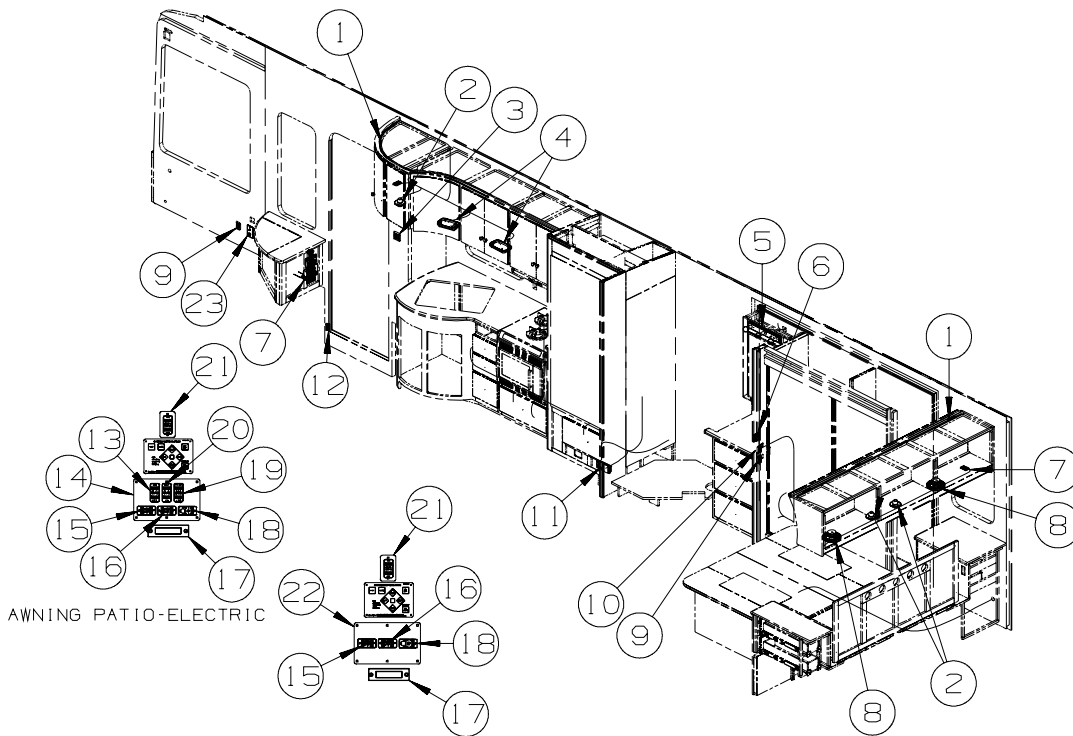
<b>KEY</b>	<b>PART NUMBER</b>	<b>U/M</b>	<b>DESCRIPTION</b>
19*	134940-08-01A	EA	PANEL - MONITOR - 2 TANK-W/GENERATOR SWITCH/SOLAR CHARGER
20	127002-10-000	EA	PANEL/MONITOR - ENERGY MANAGEMENT SYSTEMS CTRL - W/3 PLUG
21	105620-18-000	EA	THERMOSTAT - FURNACE/HEAT PUMP-A/C
22	154511-02-000	EA	REMOTE/PANEL - INVERTER/600 WATT
22	148254-03-000	EA	CABLE/INVERTOR - W/8 PIN MODULAR PHONE JACK - 50'-DIMEN
23	135740-01-01A	EA	SWITCH - ROCKER - SPST - ON/OFF - BROWN
23	135740-02-01A	EA	SWITCH - ROCKER - SPDT - ON/ON - BROWN
23	135741-03-01A	EA	SWITCH - BASE - TRIPLE - BROWN
23	135742-27-02A	EA	BEZEL - SWITCH - CEILING/DINETTE/GALLEY - BROWN
24	135740-01-01A	EA	SWITCH - ROCKER - SPST - ON/OFF - BROWN
24	135741-02-01A	EA	SWITCH - BASE - DOUBLE - BROWN
24	135742-49-02A	EA	BEZEL - SWITCH - ACCENT/FAN - BROWN
25	135740-01-01A	EA	SWITCH - ROCKER - SPST - ON/OFF - BROWN
25	135740-03-01A	EA	SWITCH - ROCKER - DPDT - MOM/OFF/MOM - BROWN
25	135741-02-01A	EA	SWITCH - BASE - DOUBLE - BROWN
25	135742-17-02A	EA	BEZEL - SWITCH - UP/DOWN FAN - BROWN
26*	137417-02-01A	EA	LIGHT - DOME - SINGLE - W/SWITCH/OPTIC LENS - WHITE
27	149557-08-02A	EA	PLATE/WALL - SINGLE COAXIAL/HORIZONTAL - BROWN
28	139067-03-02B	EA	PLATE - CIRCUIT BREAKER/HOUSE - E-COATED
28	092547-12-000	EA	LABEL - CIRCUIT BREAKER
29	063912-02-000	EA	RELAY - CANISTER - SPDT

**\*COMPONENT PARTS LISTED LATER IN THIS GROUP**



## ELECTRICAL GROUP (CONTINUED)

### 12V BODY WIRING (CONTINUED)



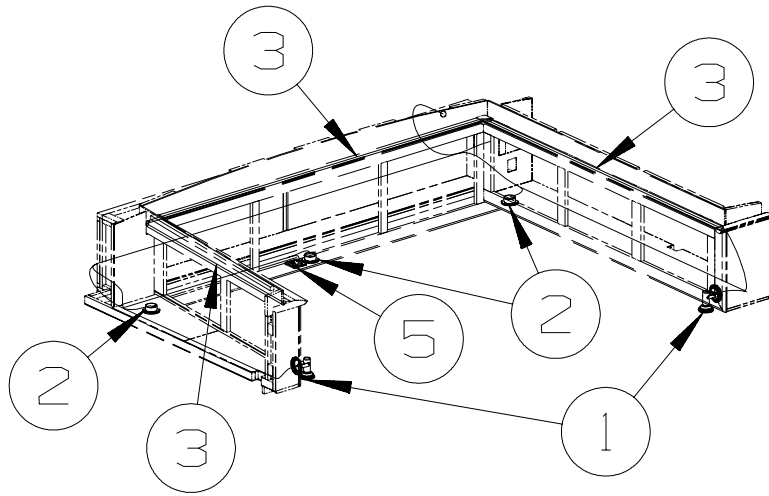
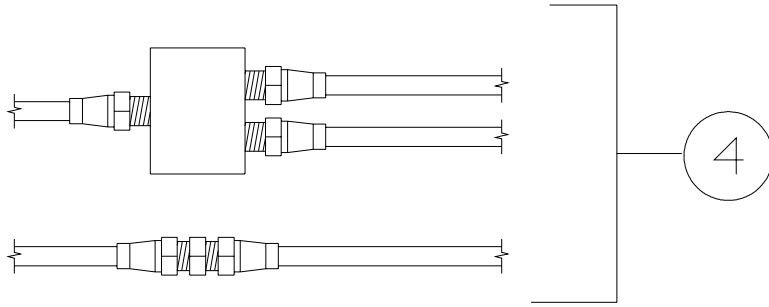
KEY	PART NUMBER	U/M	DESCRIPTION
1	146514-03-000	FT	LIGHT - FLEX - ROPE/ROUND - W/O MOUNT CHANNEL
1	146514-02-000	EA	CONNECTOR - LIGHT
2	132427-01-02A	EA	LIGHT - READING/SWIVEL - ROUND - NICKEL
3	135740-01-01A	EA	SWITCH - ROCKER - SPST - ON/OFF - BROWN
3	135741-02-01A	EA	SWITCH - BASE - DOUBLE - BROWN
3	135742-19-02A	EA	BEZEL - SWITCH - CEILING/PORCH - BROWN
4*	137417-02-01A	EA	LIGHT - DOME - SINGLE - W/SWITCH/OPTIC LENS - WHITE
5	162371-01-01A	EA	LIGHT - MAKE UP - 3 BULB/RECTANGULAR - BRUSHED NICKEL
6	135740-01-01A	EA	SWITCH - ROCKER - SPST - ON/OFF - BROWN
6	135740-02-01A	EA	BEZEL - SWITCH - SINGLE - BROWN
6	135741-02-01A	EA	SWITCH - BASE - DOUBLE - BROWN
6	135742-14-02A	EA	BEZEL - SWITCH - MAKEUP/CEILING - BROWN
7	135740-01-01A	EA	SWITCH - ROCKER - SPST - ON/OFF - BROWN
7	135741-01-01A	EA	SWITCH - BASE - SINGLE - BROWN
7	135742-50-02A	EA	BEZEL - SWITCH - ACCENT - BROWN
8	094097-01-000	EA	SPEAKER - RADIO/TV - W/O GRILLE - 5.25" DIAMETER - 25D
8	089340-02-000	EA	GRILLE - SPEAKER - 6.5" SQUARE - 25D
9	135740-01-01A	EA	SWITCH - ROCKER - SPST - ON/OFF - BROWN
9	135741-01-01A	EA	SWITCH - BASE - SINGLE - BROWN
9	135742-01-01A	EA	BEZEL - SWITCH - SINGLE - BROWN
10	135740-01-01A	EA	SWITCH - ROCKER - SPST - ON/OFF - BROWN
10	135741-01-01A	EA	SWITCH - BASE - SINGLE - BROWN
10	135742-07-02A	EA	BEZEL - SWITCH - CEILING - BROWN
11	150138-03-02A	EA	DETECTOR - LP GAS - BROWN
12	116995-03-000	EA	SWITCH/MAGNET - ELECTRIC STEP
13	108357-01-000	EA	SWITCH - ROCKER - SPST - ON/OFF - 2 TERMINAL - W/O COVER
13	108356-22-01A	EA	COVER/ACTUATOR SWITCH - 3 GROOVES - AWNING
13	108355-01-000	EA	HOUSING - SWITCH
14	158431-03-04B	EA	PLATE - SWITCH - BLACK

**ELECTRICAL GROUP (CONTINUED)**  
**12V BODY WIRING (CONTINUED)**

<b>KEY</b>	<b>PART NUMBER</b>	<b>U/M</b>	<b>DESCRIPTION</b>
15	108357-17-000	EA	SWITCH - ROCKER - DPDT - MOM/OFF/MOM - W/LIGHT - W/O COVER
15	108356-19-01A	EA	COVER/ACTUATOR SWITCH - 3 GROOVES-COACH BATT DISC - BLK
15	108355-01-000	EA	HOUSING - SWITCH
16	108357-17-000	EA	SWITCH - ROCKER - DPDT - MOM/OFF/MOM - W/LIGHT - W/O COVER
16	108356-20-01A	EA	COVER/ACTUATOR SWITCH - 3 GROOVES-CHASSIS BATT DISC - BLK
16	108355-01-000	EA	HOUSING - SWITCH
17	061424-01-000	EA	LIGHT - AISLE - 12 VOLT - RECTANGULAR
18	108357-19-000	EA	SWITCH - ROCKER - SPST - ON/STEP/OFF - W/COVER/LABEL
18	108355-01-000	EA	HOUSING - SWITCH
19	108357-03-000	EA	SWITCH - ROCKER - SPDT - ON/OFF/ON - 3 TERM - W/O COVER
19	108356-21-01A	EA	COVER/ACTUATOR SWITCH - 3 GROOVES - WIND SENSOR
19	108355-01-000	EA	HOUSING - SWITCH
20	108357-07-000	EA	SWITCH - ROCKER - SPDT - MOM/OFF/MOM - 3 TERM - W/O COVER
20	108356-12-01A	EA	COVER/ACTUATOR SWITCH - 3 GROOVES - AWNING/IN/OUT
20	108355-01-000	EA	HOUSING - SWITCH
21	108357-01-000	EA	SWITCH - ROCKER - SPST - ON/OFF - 2 TERMINAL - W/O COVER
21	108356-14-01A	EA	COVER/ACTUATOR SWITCH - 3 GROOVES - COMPT LIGHTS
21	108355-01-000	EA	HOUSING - SWITCH
21	144363-02-04B	EA	PLATE - SWITCH - BLACK
22	158431-13-04B	EA	PLATE - SWITCH - BLACK
23	076319-09-000	EA	WALLPLATE - TV CABLE RECEPTACLE - SINGLE - BROWN

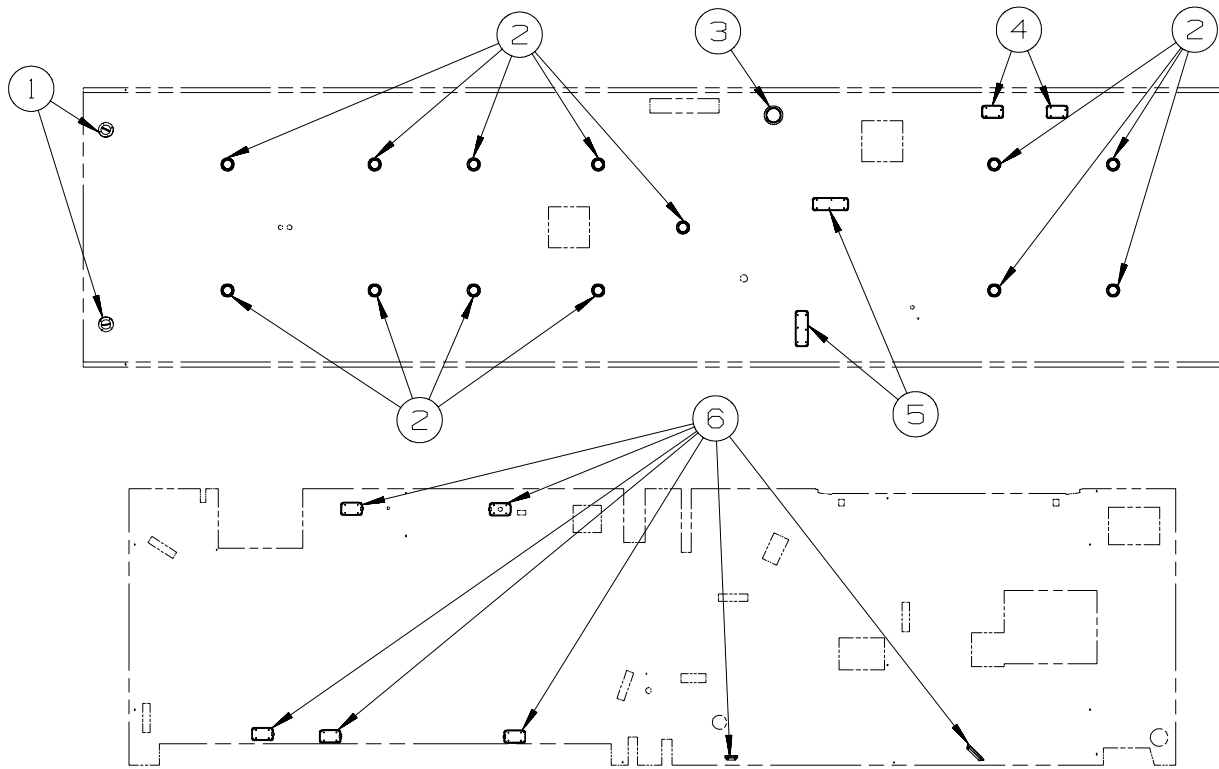
**\*COMPONENT PARTS LISTED LATER IN THIS GROUP**

**ELECTRICAL GROUP (CONTINUED)**  
**12V BODY WIRING (CONTINUED)**



KEY	PART NUMBER	U/M	DESCRIPTION
1	128786-02-02A	EA	LIGHT - READING/SWIVEL - W/O SWITCH - SATIN NICKEL
1	123917-01-000	EA	BULB - 12V - HALOGEN SPO
2	165170-01-01A	EA	LIGHT - HALOGEN - ROUND/GLASS LENS - 10 WATT
3	146514-03-000	FT	LIGHT - FLEX - ROPE/ROUND - W/O MOUNT CHANNEL
3	146514-02-000	EA	CONNECTOR - LIGHT
3	146514-04-000	EA	CHANNEL/MOUNT - F/ROPE LIGHT
4	086756-01-000	EA	SPLITTER - TV/2 WAY - 61E
4	082134-01-000	EA	ADAPTER - TV - CABLE TO CABLE
5	135740-01-01A	EA	SWITCH - ROCKER - SPST - ON/OFF - BROWN
5	135741-02-01A	EA	SWITCH - BASE - DOUBLE - BROWN
5	135742-36-02A	EA	BEZEL - SWITCH - ACCENT/VALANCE - BROWN

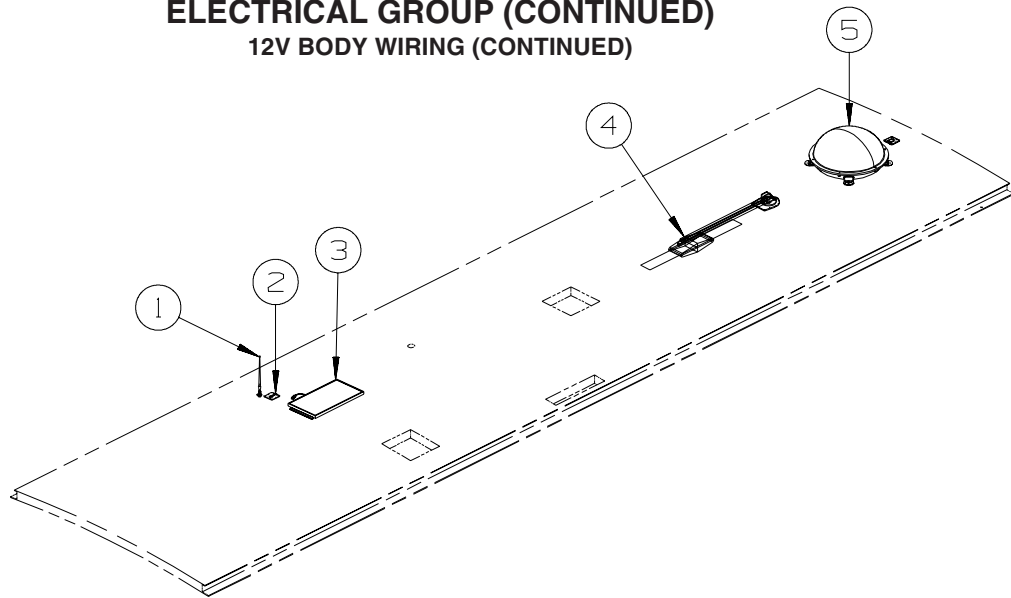
**ELECTRICAL GROUP (CONTINUED)**  
**12V BODY WIRING (CONTINUED)**



KEY	PART NUMBER	U/M	DESCRIPTION
1	160867-01-01A	EA	SPEAKER - ROUND/CEILING - CREAM - MAGNADYNE - LS3EYC-WN
2	165643-01-01A	EA	LIGHT - HALOGEN - 4.5" ROUND/GLASS LENS - 20 WATT
3	164040-01-01A	EA	LIGHT - DOME - SHOWER/RECESSED - GLASS - WHITE
4*	137417-03-01A	EA	LIGHT - DOME - SINGLE - W/O SWITCH - W/FROSTED LENS-WHITE
5*	137417-06-01A	EA	LIGHT - DOME - DOUBLE - W/O SWITCH - W/FROSTED LENS-WHITE
6*	137417-01-01A	EA	LIGHT - DOME - SINGLE - W/SWITCH/FROSTED LENS - WHITE

**\*COMPONENT PARTS LISTED LATER IN THIS GROUP**

**ELECTRICAL GROUP (CONTINUED)**  
**12V BODY WIRING (CONTINUED)**

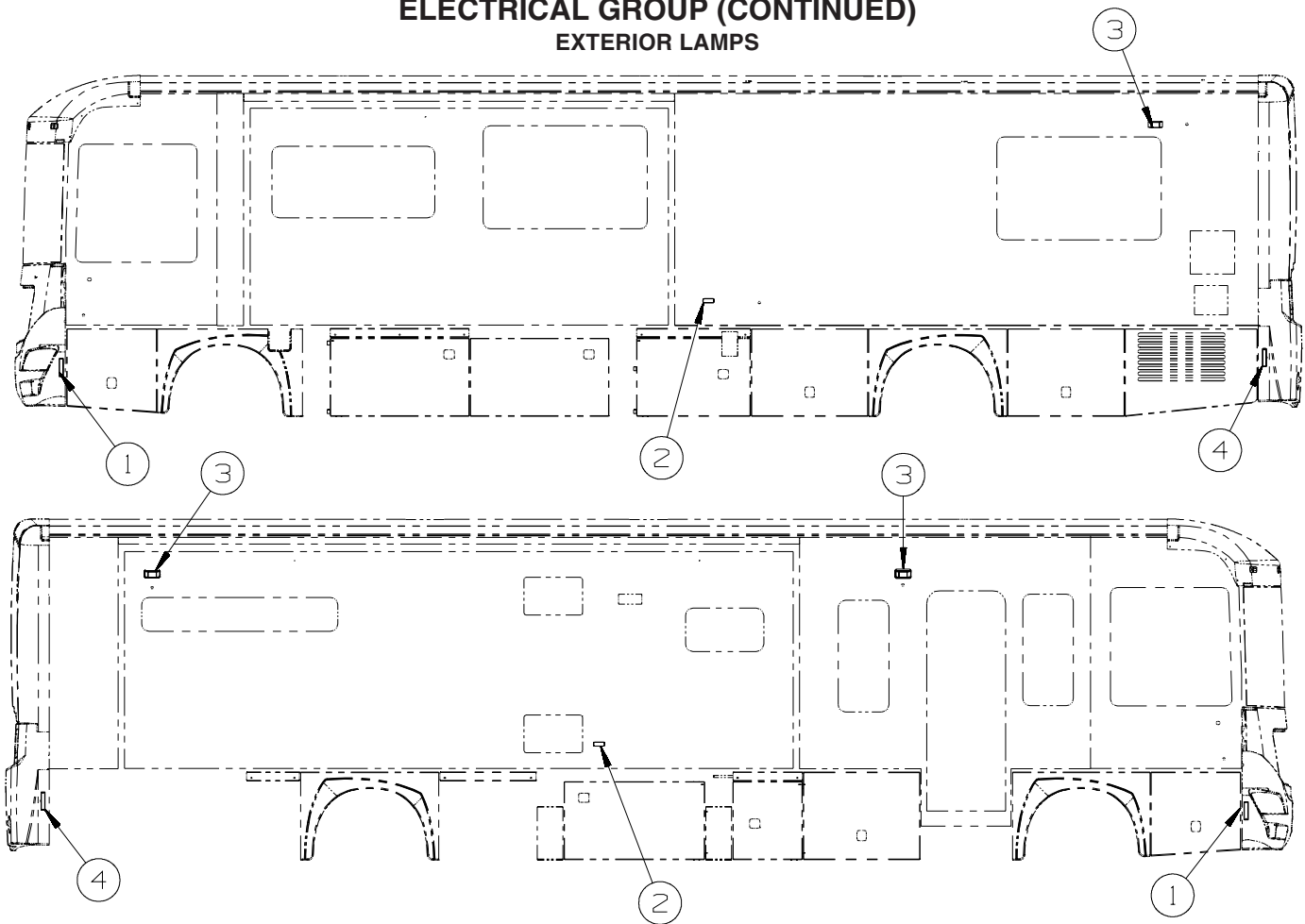


KEY	PART NUMBER	U/M	DESCRIPTION
1	090944-01-000	EA	ANTENNA - RADIO - 16" RUBBER - W/72" LEAD WIRE - 25D
1	109889-04-000	EA	EXTENDER - ANTENNA SHAFT - 3.7" - 25D
1	147741-01-09B	EA	BRACKET - ANTENNA GROUND - GALVANIZED - 25D
2	146488-01-000	EA	PLATE - ROOF - CABLE ENTRY
3	151647-01-000	EA	PANEL - SOLAR 10 WATT
4*	076319-23-000	EA	ANTENNA - TV ROOF MOUNT - 44.5" MAST
4*	076319-25-000	EA	KIT - HARDWARE INTERIOR
4	069726-02-000	EA	BUMPER - .88" OD X .40" THICK - BLACK
5*	163598-01-02A	EA	ANTENNA/SATELLITE - DISH IN DOME/AUTOMATIC - BLACK - 78K
5	146488-03-000	EA	PLATE - ROOF - CABLE ENTRY - QUAD - 78K
5	163598-02-000	EA	SWITCH/CONTROL - SATELLITE - 78K
5	163598-03-000	EA	CABLE - SATELLITE CONTROL - 78K
5	163598-04-000	EA	CABLE/COAX - SATELLITE - 9" - 78K
5	082134-01-000	EA	ADAPTER - TV - CABLE TO CABLE - 78K

\*COMPONENT PARTS LISTED LATER IN THIS GROUP

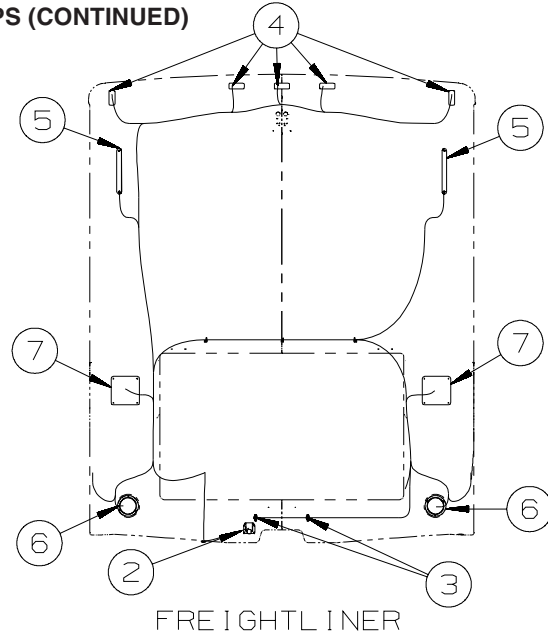
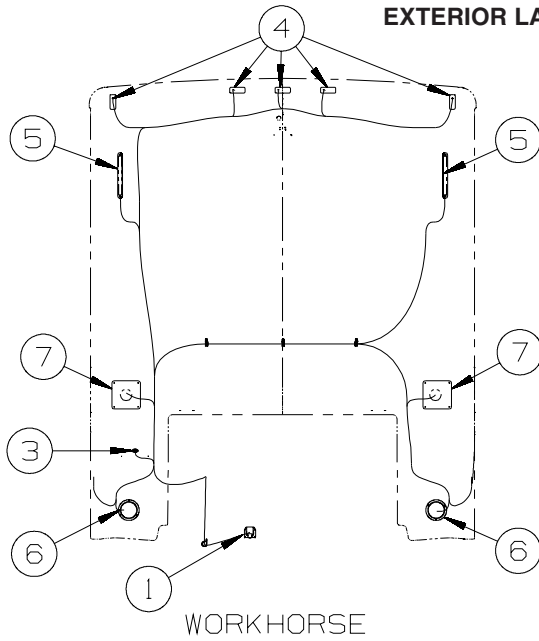
## ELECTRICAL GROUP (CONTINUED)

### EXTERIOR LAMPS



KEY	PART NUMBER	U/M	DESCRIPTION
1	117826-02-000	EA	LAMP/SIDE MARKER ASSEMBLY - AMBER
1	117826-03-000	EA	GASKET/SIDE MARKER LIGHT
1	067789-02-000	EA	SOCKET - LAMP
1	036196-01-000	EA	BULB - 12V - #194 - .27 AMP - BAYONETTE
2	111102-01-000	EA	BASE - MARKER LAMP
2	111102-02-000	EA	LENS - AMBER - MARKER LAMP
3	097917-01-08A	EA	LIGHT/PORCH - CHROME
4	117826-01-000	EA	LAMP/SIDE MARKER ASSEMBLY - RED
4	117826-03-000	EA	GASKET/SIDE MARKER LIGHT
4	067789-02-000	EA	SOCKET - LAMP
4	036196-01-000	EA	BULB - 12V - #194 - .27 AMP - BAYONETTE

**ELECTRICAL GROUP (CONTINUED)**  
**EXTERIOR LAMPS (CONTINUED)**

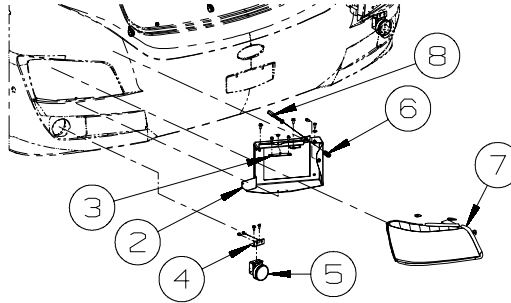
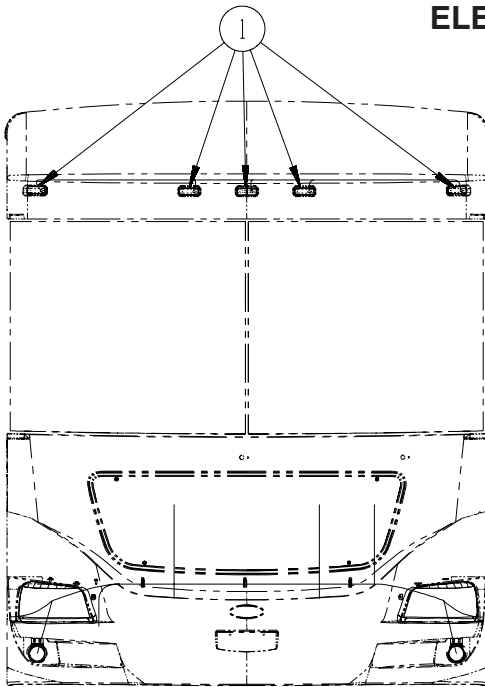


KEY	PART NUMBER	U/M	DESCRIPTION
1	146246-01-000	EA	CONNECTOR/PLUG - TRAILER - 7 PIN
1	157593-01-000	EA	CONNECTOR - PLUG - TRAILER - 7 SOCKET
2	146246-01-000	EA	CONNECTOR/PLUG - TRAILER - 7 PIN
3	087201-01-000	EA	LIGHT - HALF ROUND - 1" X 1.7" - PLASTIC - BLACK OR WHITE
4	111102-01-000	EA	BASE - MARKER LAMP
4	111102-03-000	EA	LENS - RED - MARKER LAMP
5	151076-01-000	EA	LIGHT - BRAKE - CENTER MOUNT
6	138441-02-000	EA	LAMP - BACKUP - 4 1/2" ROUND
6	138441-03-000	EA	CONNECTOR - LAMP - 2 CIRCUIT
7*	153658-02-01A	EA	LAMP - STOP/TURN/TAIL - CHROME

**\*COMPONENT PARTS LISTED LATER IN THIS GROUP**



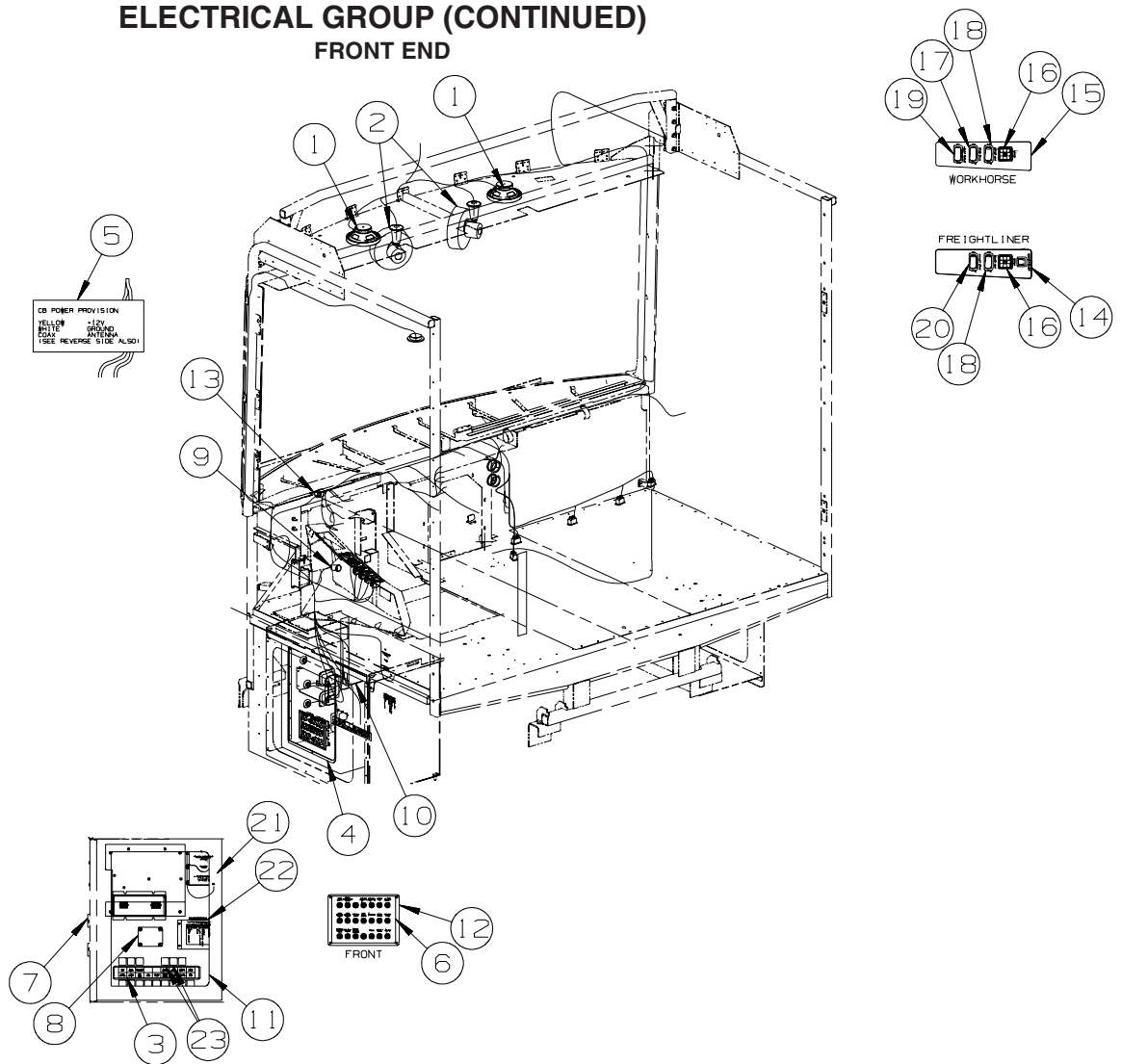
**ELECTRICAL GROUP (CONTINUED)**  
**EXTERIOR LAMPS (CONTINUED)**



KEY	PART NUMBER	U/M	DESCRIPTION
1	111102-01-000	EA	BASE - MARKER LAMP
1	111102-02-000	EA	LENS - AMBER - MARKER LAMP
1	036196-01-000	EA	BULB - 12V - #194 - .27 AMP - BAYONETTE
2	168698-01-02B	EA	BRACKET - HEADLAMP/PASSENGER - E-COATED
2	168698-02-02B	EA	BRACKET - HEADLAMP/DRIVER - E-COATED
3	168581-02-02B	EA	BRACKET - HEADLAMP PIVOT/UPPER - E-COATED
3	168581-03-02B	EA	BRACKET - HEADLAMP PIVOT/UPPER - E-COATED
4	139686-01-02B	EA	ANGLE - MOUNT - FOG LAMP - E-COATED
5	151421-01-000	EA	LAMP - FOG - CLEAR/ROUND - HAMSAR - W/PACKARD CONNECTOR
6	168894-01-01A	EA	SPRING/COMPRESSION - HEADLAMP ADJUSTING
7	154209-01-000	EA	HEADLAMP - W/PARK&TURN - RIGHT HAND
7	154209-02-000	EA	HEADLAMP - W/PARK&TURN - LEFT HAND
	124187-01-000	EA	SOCKET/HOUSING
	124187-02-000	EA	SOCKET/HOUSING - HIGH BEAM HEADLAMP
	154209-03-000	EA	SOCKET - TURN SIGNAL/PARK LIGHT
8	144904-01-01A	EA	BOLT - ADJUSTMENT - HEADLAMP

# ELECTRICAL GROUP (CONTINUED)

## FRONT END



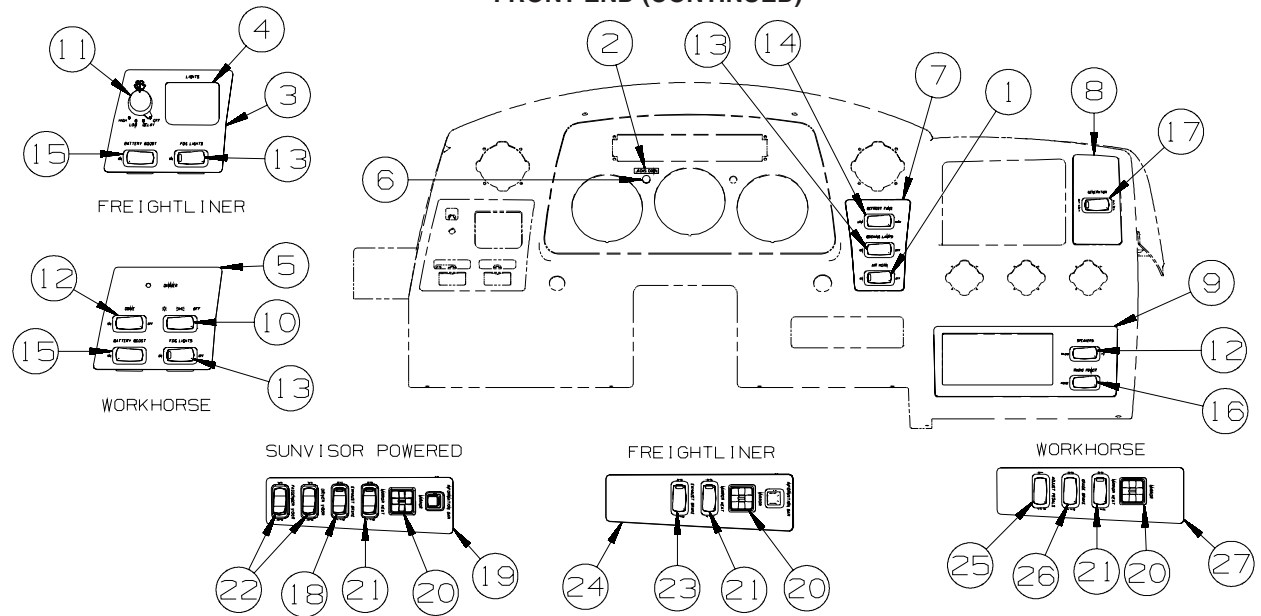
KEY	PART NUMBER	U/M	DESCRIPTION
1	094097-01-000	EA	SPEAKER - RADIO/TV - W/O GRILLE - 5.25" DIAMETER
1	159430-01-02A	EA	GRILLE - SPEAKER - 6" ROUND - BLACK
2	122856-01-01A	EA	FAN-DEFROSTER-2 SPEED W/SWIVEL BASE/NON-OSCILLATING-CHROME
3	136161-05-01A	EA	LABEL - RELAY - MATTE BLACK/WHITE LETTERS
4	145066-03-02B	EA	DOOR - ELECTRICAL COMPARTMENT - E-COATED
4	145066-04-02B	EA	DOOR - ELECTRICAL COMPARTMENT - E-COATED - <b>1PB</b>
5	104678-01-000	EA	LABEL - CB PREP
6	093236-48-000	EA	LABEL - CIRCUIT BREAKER
7	118571-03-000	EA	BRACKET - MOUNTING
7	118571-04-000	EA	GASKET
8	128074-02-000	EA	FILTER - NOISE - 12 VOLT DC W/PLUGS
9	111414-01-000	EA	RECEPTACLE/SOCKET - 12 VOLT
10*	137417-01-01A	EA	LIGHT - DOME - SINGLE - W/SWITCH/FROSTED LENS - WHITE
11	136120-02-02B	EA	BRACKET - RELAY - E-COATED
12	139067-07-02B	EA	PLATE - CIRCUIT BREAKER/HOUSE - E-COATED
13	160876-01-000	EA	ALARM - JACKS DOWN
	113452-02-000	FT	SEAL/TRIM - FRONT - VINYL W/WIRE CARRIER - .027" - <b>WHERE HOSES CROSS METAL</b>
14	145926-20-02B	EA	INSERT - SWITCH PLATE - 4 HOLE/RELAY SLOT - E-COATED
14	159671-05-01A	EA	APPLIQUE - PANEL/LH - SILVER
15	145926-20-02B	EA	INSERT - SWITCH PLATE - 4 HOLE/RELAY SLOT - E-COATED
15	159671-08-01A	EA	APPLIQUE - PANEL/LH - SILVER
16	088246-01-000	EA	SWITCH/REMOTE MIRROR - W/2PIN & 6 PIN CONNECTORS/PIGTAIL
17	145638-01-01A	EA	SWITCH/ROCKER - SPST (ON/OFF) - BLACK
17	103603-01-000	EA	BULB - 12V - #74 - .12A WEDGE - GE 22-25 USED IN DASH
18	145638-02-01A	EA	SWITCH/ROCKER - SPST (ON/OFF) - LIGHTED - BLACK
18	103603-01-000	EA	BULB - 12V - #74 - .12A WEDGE - GE 22-25 USED IN DASH
19	145638-05-01A	EA	SWITCH/ROCKER - SPDT (ON/OFF/ON) - BLACK
19	103603-01-000	EA	BULB - 12V - #74 - .12A WEDGE - GE 22-25 USED IN DASH

**ELECTRICAL GROUP (CONTINUED)**  
**FRONT END (CONTINUED)**

KEY	PART NUMBER	U/M	DESCRIPTION
20	145638-08-01A	EA	SWITCH/ROCKER - DPDT (ON/ON) - LIGHTED - BLACK
20	103603-01-000	EA	BULB - 12V - #74 - .12A WEDGE - GE 22-25 USED IN DASH
21	163142-06-000	EA	RECEIVER - SATELLITE RADIO - 70C FROM: 00-00-00 THRU: 06-26-08
21	163142-18-000	EA	RECEIVER - SATELLITE RADIO - 70C FROM: 06-27-08 THRU: 08-20-08
	163142-16-000	EA	RECEIVER - PORTABLE/PLUG AND PLAY - SATELLITE RADIO - LOCATED OVHD CABT - 70C FROM: 08-21-08 THRU: 99-99-99
	163142-17-000	EA	DOCKING STATION - W/18' CABLE/MOUNTING BRACKETS - LOCATED OVHD CABT - 70C FROM: 08-21-08 THRU: 99-99-99
	168979-03-02B	EA	BRACKET - RADIO/SATELLITE - E-COATED - LOCATED OVHD CABT - 70C FROM: 08-21-08 THRU: 99-99-99
22*	151458-01-000	EA	KEYLESS ENTRY SYS.-ENTRY/CARGO DRS-W/REMOTE-W/O KEYPAD - 40G
23	063912-02-000	EA	RELAY - CANISTER - SPDT
	113452-01-000	FT	SEAL/TRIM - FRONT - VINYL W/WIRE CARRIER - .020" - PROTECT WIRES FROM SHARP EDGES

**\*COMPONENT PARTS LISTED LATER IN THIS GROUP**

## ELECTRICAL GROUP (CONTINUED) FRONT END (CONTINUED)

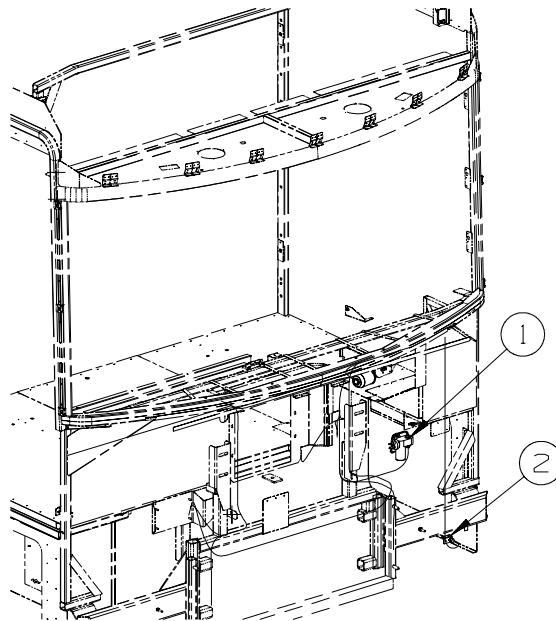


KEY	PART NUMBER	U/M	DESCRIPTION
1	145638-08-01A	EA	SWITCH/ROCKER - DPDT (ON/ON) - LIGHTED - BLACK
1	103603-01-000	EA	BULB - 12V - #74 - .12A WEDGE - GE 22-25 USED IN DASH
2	133533-01-01A	EA	LABEL - JACKS DOWN - CLEAR W/WHITE LETTERING
3	159671-02-01A	EA	APPLIQUE - DRIVERS/LH - SILVER - 2008 FREIGHTLINER CHASSIS
3	159671-14-01A	EA	APPLIQUE - BEZEL/DRIVERS/LH - SILVER - 2009 FRIEGHTLINER CHASSIS
4	160192-01-02B	EA	MOUNT - HEADLAMP SWITCH/RH - E-COATED - 2008 FREIGHTLINER CHASSIS
4	160192-02-02B	EA	MOUNT - HEADLAMP SWITCH/LH - E-COATED - 2008 FREIGHTLINER CHASSIS
4	167563-03-02B	EA	MOUNT - SWITCH/HEADLAMP/RH - E-COATED - 2009 FRIEGHTLINER CHASSIS
4	167563-04-02B	EA	MOUNT - SWITCH/HEADLAMP/LH - E-COATED - 2009 FRIEGHTLINER CHASSIS
5	159671-09-01A	EA	APPLIQUE - BEZEL/DRIVERS/LH - SILVER
6	150237-01-000	EA	LIGHT - INDICATOR - RED
7	159671-07-01A	EA	APPLIQUE - DRIVERS/RH - SILVER
8	159671-03-01A	EA	APPLIQUE - PASSENGER - SILVER
9	159671-04-01A	EA	APPLIQUE - BEZEL/RADIO - SILVER
10	145638-14-01A	EA	SWITCH/ROCKER - DPDT (ON/OFF/ON) - BLACK
10	103603-01-000	EA	BULB - 12V - #74 - .12A WEDGE - GE 22-25 USED IN DASH
11*	091206-04-000	EA	MODULE KIT - WIPER CONTROL - DYNAMIC PARK
12	145638-01-01A	EA	SWITCH/ROCKER - SPST (ON/OFF) - BLACK
12	103603-01-000	EA	BULB - 12V - #74 - .12A WEDGE - GE 22-25 USED IN DASH
13	145638-02-01A	EA	SWITCH/ROCKER - SPST (ON/OFF) - LIGHTED - BLACK
13	103603-01-000	EA	BULB - 12V - #74 - .12A WEDGE - GE 22-25 USED IN DASH
14	145638-03-01A	EA	SWITCH/ROCKER - SPDT (ON/OFF/ON) - BLACK
14	103603-01-000	EA	BULB - 12V - #74 - .12A WEDGE - GE 22-25 USED IN DASH
15	145638-04-01A	EA	SWITCH/ROCKER - SPDT (ON/ON) - BLACK
15	103603-01-000	EA	BULB - 12V - #74 - .12A WEDGE - GE 22-25 USED IN DASH
16	145638-07-01A	EA	SWITCH/ROCKER - DPDT (ON/ON) - BLACK
16	103603-01-000	EA	BULB - 12V - #74 - .12A WEDGE - GE 22-25 USED IN DASH
17	145638-06-01A	EA	SWITCH/ROCKER - SPDT (ON/OFF/ON) - LIGHTED - BLACK
17	103603-01-000	EA	BULB - 12V - #74 - .12A WEDGE - GE 22-25 USED IN DASH
18	145638-08-01A	EA	SWITCH/ROCKER - DPDT (ON/ON) - LIGHTED - BLACK
18	103603-01-000	EA	BULB - 12V - #74 - .12A WEDGE - GE 22-25 USED IN DASH
19	159671-06-01A	EA	APPLIQUE - PANEL/LH - SILVER
19	145926-20-02B	EA	INSERT - SWITCH PLATE - 4 HOLE/RELAY SLOT - E-COATED
20	088246-01-000	EA	SWITCH/REMOTE MIRROR - W/2PIN & 6 PIN CONNECTORS/PIGTAIL
21	145638-02-01A	EA	SWITCH/ROCKER - SPST (ON/OFF) - LIGHTED - BLACK
21	103603-01-000	EA	BULB - 12V - #74 - .12A WEDGE - GE 22-25 USED IN DASH

**ELECTRICAL GROUP (CONTINUED)**  
**FRONT END (CONTINUED)**

KEY	PART NUMBER	U/M	DESCRIPTION
22	145638-12-01A	EA	SWITCH/ROCKER - DPDT (ON/ON/ON) - BLACK
23	145638-08-01A	EA	SWITCH/ROCKER - DPDT (ON/ON) - LIGHTED - BLACK
23	103603-01-000	EA	BULB - 12V - #74 - .12A WEDGE - GE 22-25 USED IN DASH
24	159671-05-01A	EA	APPLIQUE - PANEL/LH - SILVER
24	145926-20-02B	EA	INSERT - SWITCH PLATE - 4 HOLE/RELAY SLOT - E-COATED
25	145638-05-01A	EA	SWITCH/ROCKER - SPDT (ON/OFF/ON) - BLACK
26	145638-01-01A	EA	SWITCH/ROCKER - SPST (ON/OFF) - BLACK
27	159671-08-01A	EA	APPLIQUE - PANEL/LH - SILVER
27	145926-20-02B	EA	INSERT - SWITCH PLATE - 4 HOLE/RELAY SLOT - E-COATED

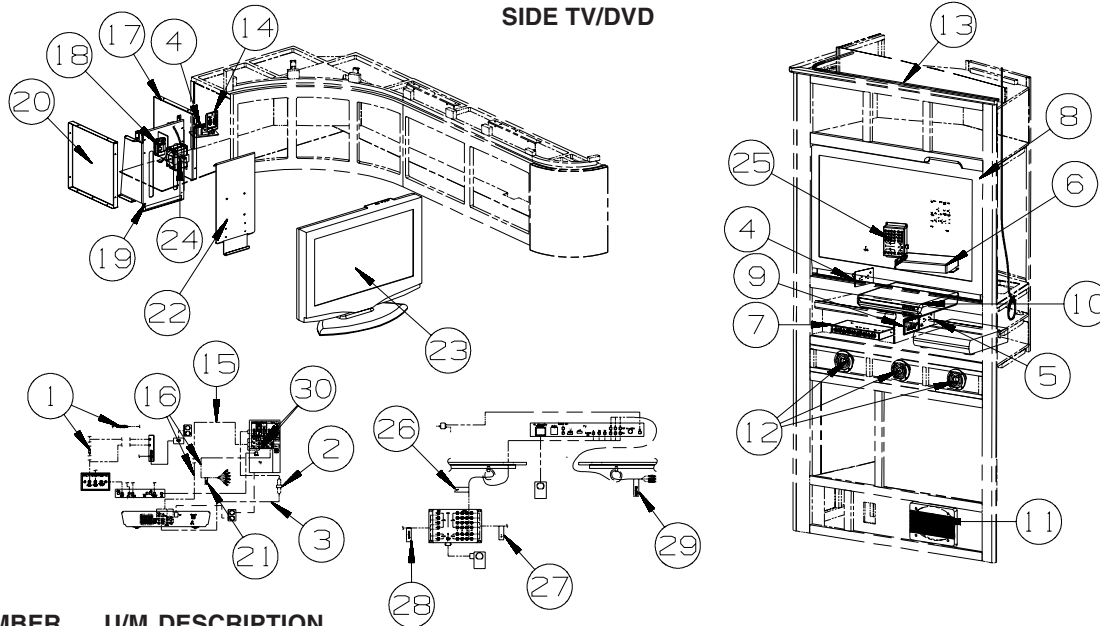
**\*COMPONENT PARTS LISTED LATER IN THIS GROUP**



KEY	PART NUMBER	U/M	DESCRIPTION
1	114802-01-000	EA	PUMP - VACUUM - 12V
2	147428-01-02B	EA	BRACKET/ZEE - F/TEMPERATURE SENSOR - E-COATED - 1PB

# ELECTRICAL GROUP (CONTINUED)

## SIDE TV/DVD



KEY	PART NUMBER	U/M	DESCRIPTION
1	082134-01-000	EA	ADAPTER - TV - CABLE TO CABLE
2	123324-01-000	EA	FILTER - GROUND LOOP
3	117420-05-000	EA	CABLE - W/MALE RCA ENDS - SHIELDED - 10'
4	058708-01-000	EA	RECEPTACLE - ELECTRIC - DOUBLE - BROWN
5	058708-01-000	EA	RECEPTACLE - ELECTRIC - DOUBLE - BROWN
5	158542-02-01A	EA	LABEL - RECEPTACLE - ELECTRONICS - WHITE/BLACK - 265
6	140062-01-000	EA	SWITCH - SPEAKER - 6 CHANNEL
7	142258-01-000	EA	SWITCH - VIDEO/ANTENNA POWER SUPPLY
8	164227-01-000	EA	TV - 32" - FLAT PANEL/LCD/HDTV - NORCENT LT-3225
8*	169154-01-000	EA	TV - 37" - FLAT PANEL/LCD/HDTV - SHARP LC37D44U FROM: 00-00-00 THRU: 04-20-08
8	169154-02-000	EA	TV - 37" - FLAT PANEL/LCD/HDTV - SHARP LC37S24U FROM: 04-21-08 THRU: 06-22-08
8*	169154-01-000	EA	TV - 37" - FLAT PANEL/LCD/HDTV - SHARP LC37D44U FROM: 06-23-08 THRU: 10-05-08
9	149557-04-01A	EA	PLATE/WALL - TRIPLE COAXIAL/HORIZONTAL - WHITE
10*	164270-01-000	EA	DVD - HOME THEATER - W/O SPEAKERS - MEMOREX STS2891-R
11	124884-01-000	EA	SPEAKER - 6" X 9" - SUB-WOOFER - W/O GRILLE
11	151844-01-01A	EA	GRILLE - SPEAKER - 6" X 9" - SUB WOOFER - BLACK
12	160868-01-01A	EA	SPEAKER - ROUND/CEILING - W/O CASE - BLACK
13	146514-03-000	FT	LIGHT - FLEX - ROPE/ROUND - W/O MOUNT CHANNEL
13	146514-02-000	EA	CONNECTOR - LIGHT
14	163598-02-000	EA	SWITCH/CONTROL - SATELLITE - 78K
15	168245-01-000	EA	CABLE/VIDEO - 6' COMPONENT/COMPOSITE-6 CODED ENDS/BOTH - 61E
16	168245-02-000	EA	CABLE/VIDEO - 10' COMPONENT/COMPOSITE-6 CODED ENDS/BOTH
17	162936-06-02B	EA	PANEL - ELECTRICAL - E-COATED - 61E
17	162936-04-02B	EA	PANEL - ELECTRICAL - E-COATED - 61E/021
18	058708-01-000	EA	RECEPTACLE - ELECTRIC - DOUBLE - BROWN - 61E
18	158542-02-01A	EA	LABEL - RECEPTACLE - ELECTRONICS - WHITE/BLACK - 265/61E
19	168341-03-02B	EA	BRACKET/SUPPORT - TV - E-COATED - 61E
19	167155-01-02B	EA	BRACKET - TV - E-COATED - 61E/021
20	162936-07-02B	EA	PANEL - ELECTRICAL - E-COATED - 61E
20	162936-05-02B	EA	PANEL - ELECTRICAL - E-COATED - 61E/021
21	159064-02-01A	EA	LABEL - CABLE/RCA - HDMI - WHITE ON BLACK
22	166789-01-02B	EA	BRACKET - TV - E-COATED - 61E
22	166789-04-02B	EA	BRACKET - TV - E-COATED - 61E

FROM: 00-00-00 THRU: 07-14-08

FROM: 07-15-08 THRU: 99-99-99

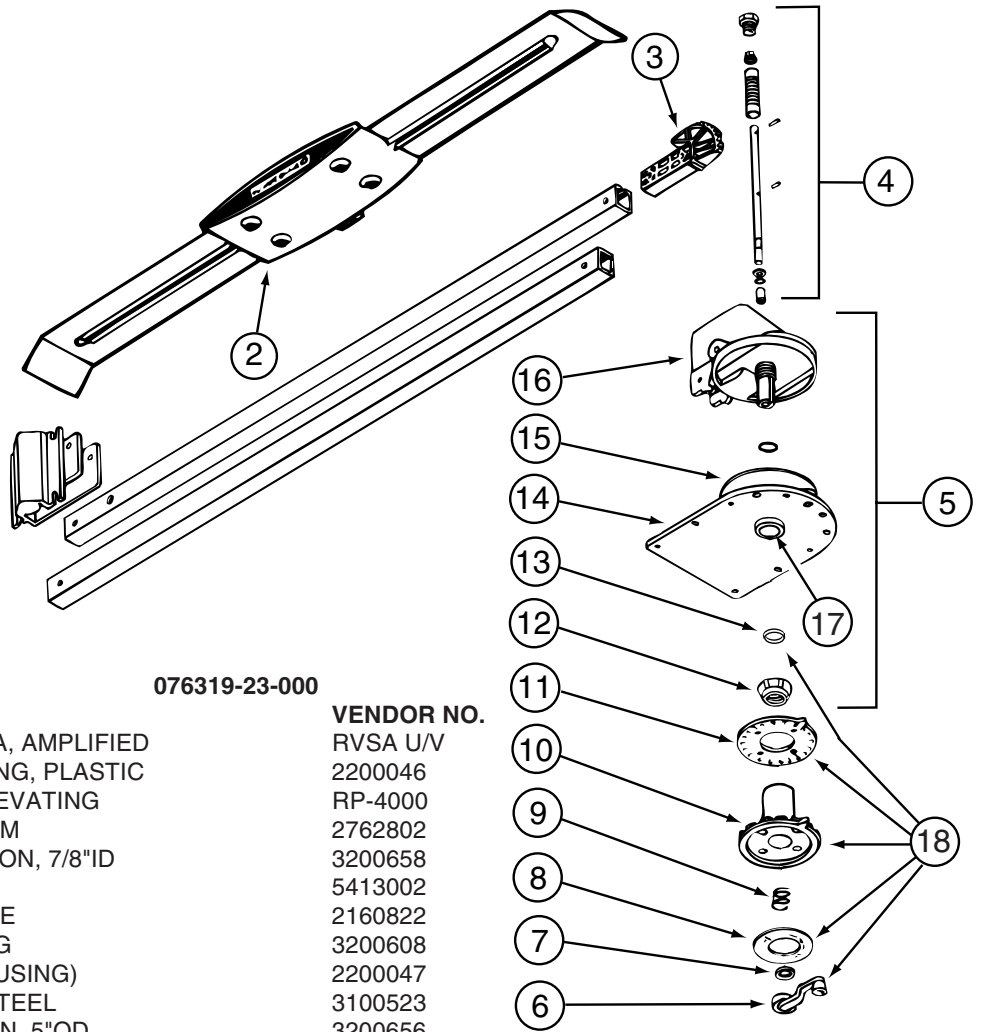
**ELECTRICAL GROUP (CONTINUED)**  
**SIDE TV/DVD (CONTINUED)**

<b>KEY</b>	<b>PART NUMBER</b>	<b>U/M</b>	<b>DESCRIPTION</b>
23*	166446-01-000	EA	TV - 26" - LCD 16:9 - BOTTOM SPEAKER - JENSEN JE2608 - 61E FROM: 00-00-00 THRU: 07-13-08
23	169487-01-000	EA	TV - 26" - FLAT PANEL/LCD/HDTV - SHARP LC26D43U - 61E FROM: 07-14-08 THRU: 99-99-99
24	156676-01-000	EA	CONTROLLER/OUTLET - POWER/TV - AUTO SHUTOFF W/IGNITION - 61E
25	168942-01-000	EA	SPLITTER - HD/VIDEO AMPLIFIER - 4 OUTPUTS/1 INPUT - 61E
25	168942-02-000	EA	SPLITTER - HD/POWER SUPPLY - 12V - 61E
26	159064-08-01A	EA	LABEL - CABLE/RCA - WHITE ON BLACK - 61E
27	159064-07-01A	EA	LABEL - CABLE/RCA - WHITE ON BLACK - 61E
28	159064-05-01A	EA	LABEL - CABLE/RCA - WHITE ON BLACK - 61E
29	159064-01-01A	EA	LABEL - CABLE/RCA - WHITE ON BLACK - 61E
	149750-03-000	EA	TRANSMITTER - F/INFRA RED RECEIVER - 61E FROM: 00-00-00 THRU: 07-13-08
30	136454-01-000	EA	CABLE - RCA - Y MALE-MALE-FEMALE

**\*COMPONENT PARTS LISTED LATER IN THIS GROUP**



**ELECTRICAL GROUP (CONTINUED)**  
**COMPONENT PARTS FOR WIRING**



**076319-23-000**

KEY	PART NUMBER	U/M	DESCRIPTION	VENDOR NO.
2	076319-01-700	EA	HEAD-ANTENNA, AMPLIFIED	RVSA U/V
3	076319-01-701	EA	GEAR-ELEVATING, PLASTIC	2200046
4	076319-01-702	EA	SHAFT ASM-ELEVATING	RP-4000
5	076319-01-711	EA	BASE & LIFT ASM	2762802
7	076319-01-705	EA	GROMMET-NYLON, 7/8"ID	3200658
8	076319-01-708	EA	DECAL-CRANK	5413002
9	076319-01-707	EA	SPRING-HANDLE	2160822
11	076319-01-712	EA	PLATE - CEILING	3200608
12	076319-01-715	EA	NUT (GEAR HOUSING)	2200047
14	076319-01-713	EA	PLATE-BASE, STEEL	3100523
15	076319-01-703	EA	BEARING-NYLON, 5"OD	3200656
16	076319-01-714	EA	HOUSING, ROTATING GEAR	2200049
17	076319-01-704	EA	BEARING-NYLON, 1.25"OD	3200657
18	076319-01-709	EA	HANDLE-HEAD DIRECTIONAL	200644
	076319-01-716	EA	TUBING, ELEVATING	RP-2900
			CONTACT WINNEBAGO PART SALES FOR UNLISTED COMPONENT(S)	

**076319-25-000**

KEY	PART NUMBER	U/M	DESCRIPTION	VENDOR NO.
6	076319-01-706	EA	CRANK-W/SET SCREW UNIV/BEIGE	2750897
6	120233-01-710	EA	HANDLE-CRANK W/SCREW - WHITE	RP-6795
8	076319-01-708	EA	DECAL-CRANK	5413002
10	076319-25-700	EA	DIRECTIONAL HANDLE(WHITE)	3200612
11	076319-25-701	EA	PLATE - CEILING(WHITE)	3200609
13	120233-01-709	EA	WASHER-NYLON	RP-2658
			CONTACT WINNEBAGO PART SALES FOR UNLISTED COMPONENT(S)	

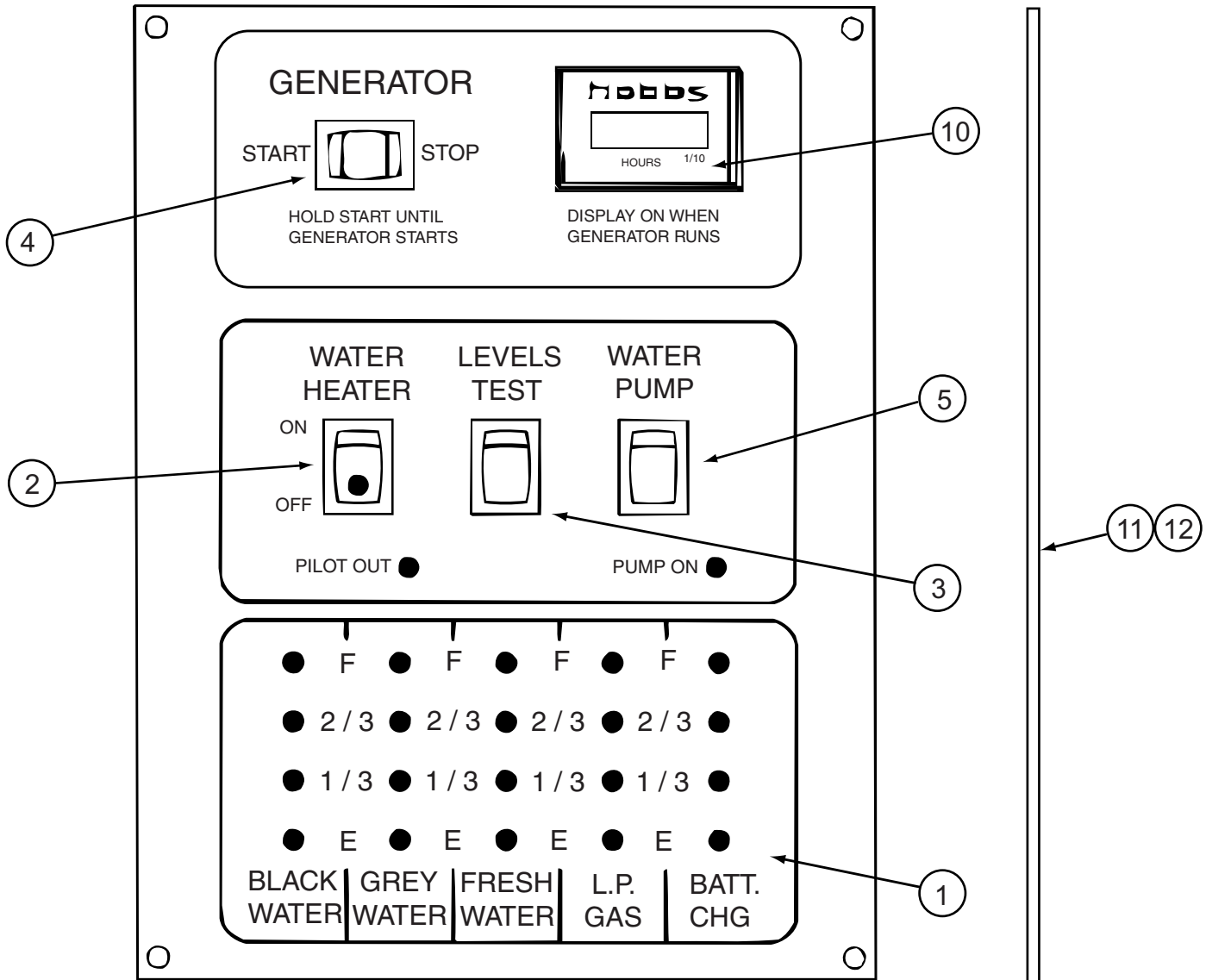
**ELECTRICAL GROUP (CONTINUED)**  
**COMPONENT PARTS FOR WIRING (CONTINUED)**

091206-04-000

KEY	PART NUMBER	U/M	DESCRIPTION	VENDOR NO.
	091206-02-700	EA	KNOB-INNER	66C-00019
	091206-02-701	EA	KNOB-OUTER	66C-00020
	091206-04-700	EA	SWITCH ASSEM. ONLY	250-6623
	102362-03-700	EA	MODULE-WIPER CONT., DYNAMIC	66D-00093

093575-46-01A

KEY	PART NUMBER	U/M	DESCRIPTION	VENDOR NO.
	093575-46-700	EA	GLOBE	#98



134940-08-01A

KEY	PART NUMBER	U/M	DESCRIPTION	VENDOR NO.
1	134940-04-700	EA	CHASSIS - SILKSCREENED	CE0136-00
2	134940-01-701	EA	SWITCH-SPST/ON-OFF/BLK W/LGT	L0109
3	096983-01-701	EA	SWITCH - SPST/MOM 2 TERMINAL	L0111-00
4	096983-01-702	EA	SWITCH - MOM/OFF/MOM/3 TERM	L0112-00
5	096983-01-703	EA	SWITCH - ON/ON	L0115-00
10	100258-10-701	EA	GAUGE-HR METER ONLY (LCD)	L0775-00
11	134940-06-700	EA	PC BOARD - SENSOR SYSTEM/RED	L5131-02
12	134940-04-701	EA	BOARD - PC - SOLAR LIGHT	L5121-01

CONTACT WINNEBAGO PART SALES FOR UNLISTED COMPONENT(S)

137417-01-01A, 137417-03-01A

KEY	PART NUMBER	U/M	DESCRIPTION	VENDOR NO.
	137417-01-700	EA	LENS - SINGLE (FROSTED)	810868

**ELECTRICAL GROUP (CONTINUED)**  
**COMPONENT PARTS FOR WIRING (CONTINUED)**

			137417-02-01A		
<b>KEY</b>	<b>PART NUMBER</b>	<b>U/M DESCRIPTION</b>		<b>VENDOR NO.</b>	
	137417-02-700	EA LENS - SINGLE OPTIC		810844	
			137417-06-01A		
<b>KEY</b>	<b>PART NUMBER</b>	<b>U/M DESCRIPTION</b>		<b>VENDOR NO.</b>	
	137417-06-700	EA LENS - DOUBLE WHITE		810867	
			151458-01-000		
<b>KEY</b>	<b>PART NUMBER</b>	<b>U/M DESCRIPTION</b>		<b>VENDOR NO.</b>	
	102756-02-702	EA BATTERY - 12 VOLT		402-1002	
	102756-03-701	EA REMOTE-KEYLESS ENTRY		412-1115	
	102756-03-702	EA RELAY- 30AMP - SPDT		463-1000	
	151458-01-700	EA MODULE BOARD - 4 FUNCTION		202-3227	
	151458-01-701	EA WIRE HARNESS - KEYLESS ENTRY		203-6908	
			153658-02-01A		
<b>KEY</b>	<b>PART NUMBER</b>	<b>U/M DESCRIPTION</b>		<b>VENDOR NO.</b>	
	153658-02-700	EA LENS ONLY		8511-LRR	
			163031-01-01A		
<b>KEY</b>	<b>PART NUMBER</b>	<b>U/M DESCRIPTION</b>		<b>VENDOR NO.</b>	
	163031-01-700	EA REMOTE		PSVCAWM960	
			163097-01-000		
<b>KEY</b>	<b>PART NUMBER</b>	<b>U/M DESCRIPTION</b>		<b>VENDOR NO.</b>	
	163097-01-700	EA KEY - #2382 (ILLINOIS LOCK)		2382	
	163097-01-701	EA KEY - #2341 (MILLER DIAL)		PART SALES	
			163598-01-01A		
<b>KEY</b>	<b>PART NUMBER</b>	<b>U/M DESCRIPTION</b>		<b>VENDOR NO.</b>	
	154474-04-706	EA LNB DUAL EAGLE ASPEN N/C		1863-1	
	163598-01-700	EA BOARD CIRCUIT N/C		1990-RF-LP KIT	
	163598-01-701	EA STUFFED PCB,CWIM DVB N/C		438	
			164270-01-000		
<b>KEY</b>	<b>PART NUMBER</b>	<b>U/M DESCRIPTION</b>		<b>VENDOR NO.</b>	
	164270-01-700	EA REMOTE		STS2891REM	
			164598-01-000		
<b>KEY</b>	<b>PART NUMBER</b>	<b>U/M DESCRIPTION</b>		<b>VENDOR NO.</b>	
	164598-01-700	EA REMOTE		RRMCGA546WJSA	
			166446-01-000		
<b>KEY</b>	<b>PART NUMBER</b>	<b>U/M DESCRIPTION</b>		<b>VENDOR NO.</b>	
	166446-01-700	EA REMOTE - TV - GRAY SLIM LINE		PR7ATSC	

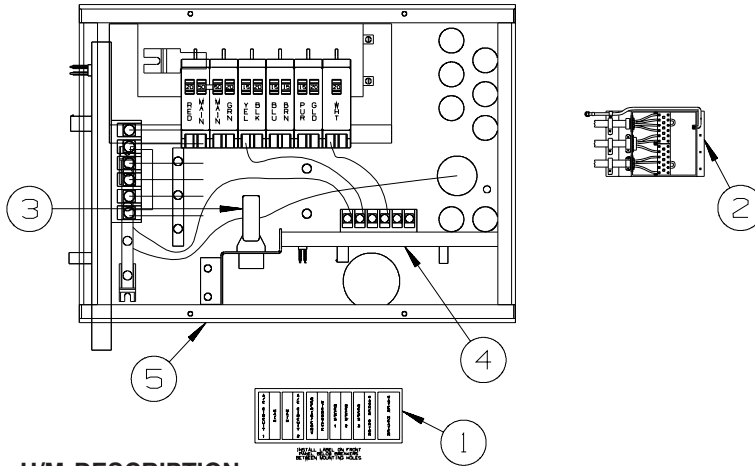
**ELECTRICAL GROUP (CONTINUED)**  
**CIRCUIT BREAKERS, FUSES & RELAYS**

<b>KEY</b>	<b>PART NUMBER</b>	<b>U/M</b>	<b>DESCRIPTION</b>
	062901-02-000	EA	FUSE - 5 AMP - AUTOMOTIVE
	062901-03-000	EA	FUSE - 7.5 AMP - AUTOMOTIVE
	062901-05-000	EA	FUSE - 15 AMP - AUTOMOTIVE
	062901-06-000	EA	FUSE - 20 AMP - AUTOMOTIVE
	062901-07-000	EA	FUSE - 25 AMP - AUTOMOTIVE
	062901-08-000	EA	FUSE - 30 AMP - AUTOMOTIVE
	063910-01-000	EA	HOUSING - RELAY
	063912-02-000	EA	RELAY - CANISTER - SPDT
	083209-01-000	EA	CIRCUIT BREAKER - 15 AMP - 120 VOLT - CANADIAN
	083209-02-000	EA	CIRCUIT BREAKER - 15/15 AMP - 120 VOLT
	083209-03-000	EA	CIRCUIT BREAKER - 15/20 AMP - 120 VOLT
	083209-04-000	EA	CIRCUIT BREAKER - 30 AMP - 120 VOLT
	083209-05-000	EA	CIRCUIT BREAKER - 20 AMP - 120 VOLT
	083209-06-000	EA	CIRCUIT BREAKER - 30/15 AMP - 120 VOLT
	083209-07-000	EA	CIRCUIT BREAKER - 20/20 AMP - 120 VOLT
	083209-10-000	EA	CIRCUIT BREAKER - 20/30 AMP - 120 VOLT
	083209-11-000	EA	CIRCUIT BREAKER - 20/15 AMP - 120 VOLT
	092786-03-000	EA	BUSS BAR - 6.9" LONG
	092786-06-000	EA	BUSS BAR
	093654-01-000	EA	CIRCUIT BREAKER - 6 AMP - 12 VOLT - PUSH BUTTON - WHITE
	093654-02-000	EA	CIRCUIT BREAKER - 15 AMP - 12 VOLT - PUSH BUTTON - WHITE
	093654-03-000	EA	CIRCUIT BREAKER - 20 AMP - 12 VOLT - PUSH BUTTON - WHITE
	093654-05-000	EA	CIRCUIT BREAKER - 10 AMP - 12 VOLT - PUSH BUTTON - WHITE
	093655-01-000	EA	CIRCUIT BREAKER - 25 AMP - 12 VOLT - PUSH BUTTON - WHITE
	093655-02-000	EA	CIRCUIT BREAKER - 30 AMP - 12 VOLT - PUSH BUTTON - WHITE
	093655-03-000	EA	CIRCUIT BREAKER - 40 AMP - 12 VOLT - PUSH BUTTON - WHITE
	097611-03-000	EA	CIRCUIT BREAKER - 20 AMP
	113482-01-000	EA	CIRCUIT BREAKER - 55 AMP - MANUAL
	115187-01-000	EA	FUSE - 300 AMP - NON-DELAY
	115187-02-000	EA	HOLDER - FUSE
	115187-03-000	EA	FUSE - 150 AMP - NON-DELAY
	122811-01-000	EA	CIRCUIT BREAKER - 20/50/50/20 AMP - 250V
	141789-01-000	EA	SPACER - CIRCUIT BREAKER

## ELECTRICAL GROUP (CONTINUED)

### CONVERTER, INVERTER, LOAD CENTERS

KEY	PART NUMBER	U/M	DESCRIPTION
	123058-01-000	EA	CONVERTER - 55 AMP - ELECTRONIC - 4 1/8"H X 7"W X 12 3/8"L
	148254-03-000	EA	CABLE/INVERTOR - W/8 PIN MODULAR PHONE JACK - 50'-DIMEN
	154511-01-000	EA	INVERTER - 600 WATT - W/O REMOTE PANEL
	154511-02-000	EA	REMOTE/PANEL - INVERTER/600 WATT



### LOAD CENTER

KEY	PART NUMBER	U/M	DESCRIPTION
1	095721-33-000	EA	LABEL - CONTROL CENTER - 50 AMP - US
2	167050-01-000	EA	SWITCH - AUTOMATIC TRANSFER - PARALLAX ATS501BP
3	127002-07-000	EA	SENSOR - CURRENT
4	127002-11-000	EA	MODULE - EMS CENTER - W/REMOTE SENSOR
5	141258-01-000	EA	LOAD CENTER - 120/240 - 30/50 AMP
5	141258-02-000	EA	LOAD CENTER - COVER

### BOXES & CORDS

KEY	PART NUMBER	U/M	DESCRIPTION
	008289-01-000	EA	BOX - ELECTRIC/STEEL - 4" X 4" - 1/2" & 3/4" KNOCKOUTS
	008294-01-000	EA	COVER - ELECTRIC BOX - BLANK/STEEL - 4" X 4" - GRAY
	108934-02-000	EA	CORD - POWER - 50 AMP - 4-WIRE - 36'
	115832-01-000	FT	CORD - HEAVY DUTY - 14-2 W/GROUND
	131679-01-000	EA	BOX/ELECTRIC-WATERPROOF-4" X 4" - W/4 3/4"OUTLETS-UL/CSA
	131680-01-000	EA	COVER - F/ELECTRIC BOX W/GASKET 4" X 4" - UL/CSA
	133070-01-000	EA	BOX - ELECTRIC/PLASTIC - 3" X 2" X 2.8" - UL
	133070-02-000	EA	BOX - ELECTRIC/PLASTIC - 3" X 2" X 2.8" - CSA

## ELECTRICAL GROUP (CONTINUED)

### WIRE ASSEMBLIES

KEY	PART NUMBER	U/M	DESCRIPTION
	077069-02-000	EA	CABLE/EXTENSION - RADIO ANTENNA - 96"
	077069-03-000	EA	CABLE/EXTENSION - RADIO ANTENNA - 260"
	114870-01-000	EA	PLUG - AUDIO W/LEADS - 48.5"
	117420-04-000	EA	CABLE - RCA - (MALE/MALE) - 50'
	125853-07-000	EA	WIRE LOOM - ENTERTAINMENT CENTER
	132267-01-000	EA	WIRE ASSEMBLY - DOOR LOCK
	135131-02-000	EA	WIRE LOOM - THERMOSTAT
	136028-01-000	EA	WIRE ASM-SOFA,REST EASY
	136860-02-000	EA	CABLE - RCA - SHIELDED - 3 MALE TO MALE CONNECTORS - 50'
	137135-03-000	EA	WIRE LOOM - DIGITAL ELEVATION SENSOR
	137135-04-000	EA	WIRE HARNESS - POWER - DIGITAL ELEVATION SENSOR
	142258-02-000	EA	WIRE LOOM - VIDEO SWITCH/POWER SUPPLY
	145210-01-000	FT	CABLE - COAXIAL
	144677-07-000	EA	WIRE - MONITOR - POWER - 3 PIN TO 6 PIN (3 WIRE)
	144677-09-000	EA	WIRE - MONITOR - POWER - 3 PIN/2 PIN
	147313-01-000	EA	WIRE - OUTSIDE TEMP SENSOR - W/O SENSOR
	149750-02-000	EA	CABLE - (RECEIVER TO MODULE) - 45'
	151316-02-000	EA	WIRE ASM - W/NON CONTACT SENSORS - GREY WATER - 23.6"
	151316-05-000	EA	WIRE ASM - W/NON CONTACT SENSORS - GREY WATER - 70.8"
	151317-02-000	EA	WIRE ASM-W/NON CONTACT SENSORS-FRESH WATER/BLK TANK-23.6"
	151317-03-000	EA	WIRE ASM-W/NON CONTACT SENSORS-FRESH WATER/BLK TANK-43.2"
	151317-05-000	EA	WIRE ASM-W/NON CONTACT SENSORS-FRESH WATER/BLK TANK-70.8"
	151422-01-000	EA	PIGTAIL - F/FOG LIGHT
	165669-01-000	EA	WIRE ASSEMBLY - INSTRUMENT PANEL - MAIN
	165670-01-000	EA	WIRE ASSEMBLY - INSTRUMENT PANEL - MAIN
	165671-01-000	EA	WIRE ASSEMBLY - INSTRUMENT PANEL - MAIN - 1PB
	136514-08-000	EA	CABLE - MONITOR/CAMERA - 50'

**ELECTRICAL GROUP (CONTINUED)**  
**CONNECTORS & CONDUIT**

KEY	PART NUMBER	U/M	DESCRIPTION
	007940-01-000	EA	RECEPTACLE/SLIDE 16 TO 12 AWG - FEMALE END
	007940-02-000	EA	RECEPTACLE/SLIDE 10 AWG
	007954-01-000	EA	RECEPTACLE - HOUSING - 6 POSITION
	007956-05-000	EA	INSULATOR - SHRINK - 1/4"ID X 1 1/2"
	008311-01-000	EA	CONNECTOR - WIRE NUT - INSULATED - RED
	008312-01-000	EA	CONNECTOR - WIRE NUT - INSULATED - BLUE
	008313-01-000	EA	CONNECTOR - WIRE NUT - INSULATED - YELLOW
	008314-01-000	EA	CONNECTOR - WIRE NUT - INSULATED - GRAY
	008328-01-000	EA	TERMINAL - RING - 12/10 WIRE - #10 STUD FIT
	008331-01-000	EA	TERMINAL - RING - TONGUE - #4 WIRE - 3/8" STUD - COPPER
	008348-01-000	EA	TERMINAL - RING - 3/8" STUD 2 GA. WIRE
	008355-01-000	EA	CONNECTOR - CABLE CLAMPING - 3/4"
	008356-01-000	EA	CONNECTOR - PLASTIC - 3/8"
	008356-02-000	EA	CONNECTOR - PLASTIC - 21/32"
	035416-04-000	EA	TERMINAL - RING - #10 STUD FIT - INSULATED BARREL #16/14
	041953-01-000	FT	CONDUIT - CONVOLUTE SLIT - .5" ID - POLYETHYLENE
	041953-02-000	FT	CONDUIT - CONVOLUTE SLIT - .6" ID - POLYETHYLENE
	041953-03-000	FT	CONDUIT - CONVOLUTE SLIT - 1" ID (CLOTHES ROD COVER)
	041953-05-000	FT	CONDUIT - CONVOLUTE SLIT - .62" ID - POLYETHYLENE
	041953-06-000	FT	CONDUIT - CONVOLUTE SLIT - .4" ID - POLYETHYLENE
	041953-07-000	FT	CONDUIT - CONVOLUTE SLIT - .25" ID - POLYETHYLENE
	041953-08-000	FT	CONDUIT - CONVOLUTE SLIT - 1.5" ID - POLYETHYLENE
	041953-09-000	FT	CONDUIT - CONVOLUTE SLIT - .5" ID - NYLON
	041953-10-000	FT	CONDUIT - CONVOLUTE SLIT - .75" ID - NYLON
	041953-11-000	FT	CONDUIT - CONVOLUTE SLIT - 1.06" ID - NYLON
	041953-12-000	FT	CONDUIT - CONVOLUTE SOLID - 1.1" ID - NYLON
	041953-13-000	FT	CONDUIT - CONVOLUTE SLIT - 1.25" ID
	041953-14-000	FT	CONDUIT - CONVOLUTE SLIT - 1.5" ID
	041953-15-000	FT	CONDUIT - CONVOLUTE SLIT - 2"
	041953-16-000	FT	CONDUIT - CONVOLUTE SLIT - 2"
	047441-01-000	EA	TERMINAL-BATTERY, HORIZONTAL LUG
	047443-01-000	EA	TERMINAL - .250 RECEPTACLE FIT - INSULATED - 16/14 AWG
	047443-02-000	EA	TERMINAL - .250 RECEPTACLE FIT - INSULATED - 12/10 AWG
	047443-05-000	EA	TERMINAL - .250 RECEPTACLE FIT - 18GA AWG
	058028-01-000	EA	CONNECTOR - ELECTRICAL PIGTAIL - NYLON - CLEAR
	062036-01-000	EA	TERMINAL - PACK - CON - 12/10 AWG
	076319-12-000	EA	CONNECTOR - COAXIAL - ONE PIECE
	077479-02-000	EA	BOOT - BATTERY TERMINAL - SINGLE CABLE
	080015-02-000	EA	RECEPTACLE - FLAG - .185 - 16/14 GAUGE
	080015-03-000	EA	RECEPTACLE - FLAG - .250 - 14/16 GAUGE
	080015-04-000	EA	RECEPTACLE - FLAG - .187 - 16/14 GAUGE
	082109-01-000	EA	HOUSING - CONNECTOR - PACKARD
	082741-01-000	EA	CONNECTOR BODY - 2 CONNECTOR MALE
	087225-01-000	FT	SLEEVING - 1/2" - TYPE H
	088473-01-000	EA	HOUSING - PIN - 12 CAVITY (3 ROWS OF 4)
	088473-02-000	EA	HOUSING - PIN - 15 CAVITY (3 ROWS OF 5)
	088473-03-000	EA	HOUSING - PIN - 9 CAVITY (3 ROWS OF 3)
	088473-04-000	EA	HOUSING - PIN - 8 CAVITY IN-LINE
	088473-06-000	EA	HOUSING - PIN - 6 CAVITY (2 ROWS OF 3)
	088473-07-000	EA	HOUSING - PIN - 5 CAVITY - IN-LINE
	088473-08-000	EA	HOUSING - PIN - 4 CAVITY - IN-LINE
	088473-09-000	EA	HOUSING - PIN - 3 CAVITY - IN-LINE
	088473-10-000	EA	HOUSING - PIN - 2 CAVITY - IN-LINE
	088473-12-000	EA	HOUSING - PIN - 3 CAVITY - BLUE
	088473-13-000	EA	HOUSING - PIN - 3 CAVITY - GREEN
	088473-14-000	EA	HOUSING - PIN - 3 CAVITY - RED
	088474-01-000	EA	HOUSING - SOCKET - 12 CAVITY
	088474-02-000	EA	HOUSING - SOCKET - 15 CAVITY
	088474-03-000	EA	HOUSING - SOCKET - 9 CAVITY
	088474-06-000	EA	HOUSING - SOCKET - 6 CAVITY
	088474-07-000	EA	HOUSING - SOCKET - 5 CAVITY
	088474-08-000	EA	HOUSING - SOCKET - 4 CAVITY
	088474-09-000	EA	HOUSING - SOCKET - 3 CAVITY

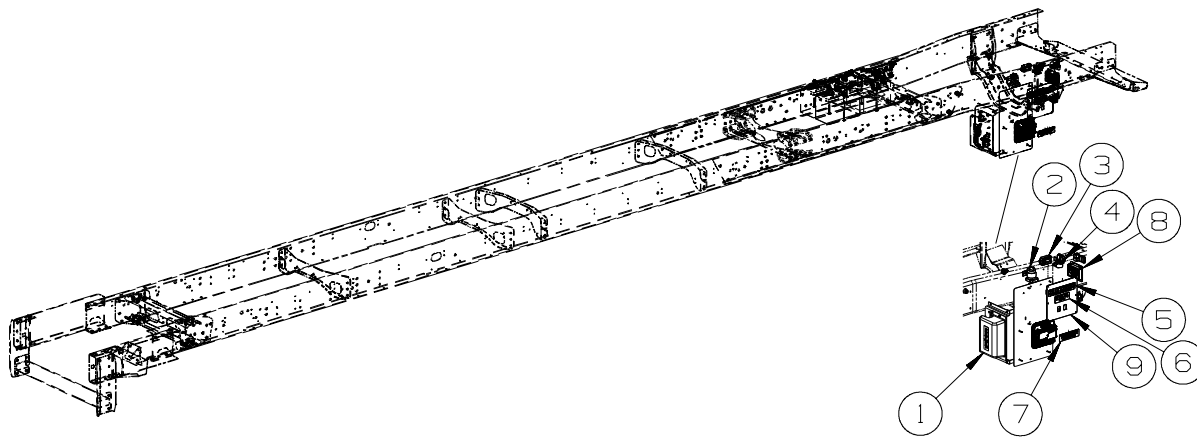


**ELECTRICAL GROUP (CONTINUED)**  
**CONNECTORS & CONDUIT (CONTINUED)**

<b>KEY</b>	<b>PART NUMBER</b>	<b>U/M</b>	<b>DESCRIPTION</b>
	088474-10-000	EA	HOUSING - SOCKET - 2 CAVITY
	088475-01-000	EA	PIN - CONNECTOR - 14-20 AWG
	088475-02-000	EA	PIN - CONNECTOR - 10-12 AWG
	088476-01-000	EA	TERMINAL - ELECTRICAL
	088476-02-000	EA	SOCKET - CONNECTOR - 12-10 GA - PRE-TIN
	098261-01-000	EA	SOCKET - CONNECTOR - WEATHERPACK - 12 AWG
	098261-02-000	EA	SOCKET - CONNECTOR - WEATHERPACK - 14-18 AWG
	098262-01-000	EA	SEAL - CONNECTOR - WEATHERPACK
	098264-01-000	EA	HOUSING - 2 PIN - WEATHER PACK - MALE W/FEMALE PINS
	098264-02-000	EA	HOUSING - 2 PIN - WEATHER PACK - FEMALE W/MALE PINS
	098265-02-000	EA	PIN - CONNECTOR - WEATHER PACK
	102777-02-000	EA	TERMINAL - RING - #6 STUD - 10 AWG
	103608-01-000	EA	SOCKET - WEDGE BASE W/LEADS
	104100-01-000	EA	HOUSING - 1 POSITION - 75 AMPS
	104100-03-000	EA	TERMINAL - 75 AMP
	106007-02-000	EA	TERMINAL - FEMALE - 10-12 AWG
	110178-01-000	EA	HOUSING - WIPER MOTOR
	112823-01-000	EA	SPLICE - REDUCER - 16-14 TO 18-22
	113135-01-000	EA	TERMINAL - FEMALE - M/P - 14-16 - F/SEALED TERMINAL
	113308-01-000	EA	TERMINAL - FEMALE - M/P - 14-16 - 280
	113308-02-000	EA	TERMINAL - FEMALE - M/P - 14-18 - 280
	113468-01-000	EA	HOUSING - 2 POSITION-FEMALE-USED ON WIPER/WASHER WIRE ASM
	113468-02-000	EA	HOUSING - 2 POSITION - FEMALE
	115932-01-000	EA	CONNECTOR - FEMALE - 30 AMP/120 VOLT
	116811-01-000	EA	TERMINAL - .110 RECEPTACLE - 16-14 AWG
	118571-01-000	EA	CONNECTOR - 3-WAY - MALE/SEALED
	118571-02-000	EA	CONNECTOR - 3-WAY - FEMALE/SEALED
	118571-05-000	EA	LOCK - SECONDARY - FEMALE
	118571-06-000	EA	LOCK - SECONDARY - MALE
	118599-02-000	EA	TERMINAL - MALE - M/P - 280/14-12
	118820-01-000	EA	INSULATOR - TERMINAL
	129233-01-000	EA	HOUSING - 2-POSITION/FEMALE - 280-SERIES
	129233-02-000	EA	HOUSING - 2-POSITION/FEMALE - 280-SERIES
	129233-03-000	EA	HOUSING - 2-POSITION/FEMALE - 280-SERIES
	131681-01-000	EA	CONNECTOR - 3/4" SO CORD - UL/CS
	131681-02-000	EA	CONNECTOR - 3/4" SO CORD - UL/CS
	137207-01-000	EA	HOUSING - PIN - 2 CAVITY/HIGH AMP
	137208-01-000	EA	HOUSING - SOCKET - 2 CAVITY/HIGH AMP
	137209-01-000	EA	PIN - CONNECTOR - 10AWG/HIGH AMP
	137210-01-000	EA	SOCKET - CONNECTOR - 10 AWG/HIGH AMP
	138996-04-000	EA	CONNECTOR - LAMP
	142520-01-000	EA	TERMINAL - FEMALE - MINI-FIT 16
	142522-01-000	EA	HOUSING - 4 PIN/MALE - MINI FIT
	142522-02-000	EA	HOUSING - 6 PIN/MALE - MINI FIT
	142522-03-000	EA	HOUSING - 8 PIN/MALE - MINI FIT
	142522-04-000	EA	HOUSING - 10 PIN/MALE - MINI FIT
	142522-05-000	EA	HOUSING - 12 PIN/MALE - MINI FIT
	142522-06-000	EA	HOUSING - 14 PIN/MALE - MINI FIT
	142524-01-000	EA	HOUSING - 4 PIN/FEMALE - WEATHER PACK
	142524-02-000	EA	HOUSING - 4 PIN/FEMALE - WEATHER PACK
	144283-01-000	EA	CONNECTOR - 110V - F/USE WITH SOW WIRE - BLUE
	144283-02-000	EA	CONNECTOR - 110V - F/USE WITH NM ROMEX WIRE - CLEAR
	145171-01-000	EA	CONNECTOR - COAXIAL
	148335-01-000	EA	HOUSING - 8-POSITION/MALE - 280-GT SERIES
	148335-02-000	EA	HOUSING - 4-POSITION/MALE - 280-GT SERIES
	148335-03-000	EA	HOUSING - 6-POSITION/MALE - 280-GT SERIES
	149683-01-000	EA	HOUSING - F/5 CAVITY RECEPTACLE - W/SQUARE GUIDE PIN
	149683-02-000	EA	HOUSING - F/5 CAVITY RECEPTACLE - W/ROUND GUIDE PIN
	149686-01-000	EA	TERMINAL - .250 RECEPTACLE
	149687-01-000	EA	HOUSING - 2 POSITION/MALE - PACKARD
	149687-02-000	EA	LOCK - F/2 POSITION HOUSING - PACKARD
	149688-01-000	EA	TERMINAL - MALE - 16 GAUGE WIRE
	156035-01-000	EA	HOUSING - 12-POSITION/FEMALE - 280-GT SERIES

**ELECTRICAL GROUP (CONTINUED)**  
**CONNECTORS & CONDUIT (CONTINUED)**

KEY	PART NUMBER	U/M	DESCRIPTION
	156041-01-000	EA	TERMINAL - FEMALE - 16-12 - 280-GT SERIES
	156043-01-000	EA	HOUSING - 2-POSITION/FEMALE - 480-MP SERIES
	156043-02-000	EA	LOCK - F/2 POSITION HOUSING - 480 SERIES
	156044-01-000	EA	TERMINAL - FEMALE - 16-12 - 280-GT - F/SEALED HOUSING
	156045-01-000	EA	HOUSING - 10-POSITION/FEMALE - 280-GT SERIES
	156045-02-000	EA	HOUSING - 4-POSITION/FEMALE - 280-GT SERIES
	156045-03-000	EA	HOUSING - 8-POSITION/FEMALE - 280-GT SERIES
	156045-04-000	EA	HOUSING - 6-POSITION/FEMALE - 280-GT SERIES
	156207-01-000	EA	HOUSING - 6-POSITION/MALE - 150-GT SERIES
	156208-01-000	EA	TERMINAL - MALE - 18-16 - 150-GT SERIES
	157590-01-000	EA	TERMINAL - FEMALE - M/P - 10-12 - 630
	157592-01-000	EA	HOUSING - 7-POSITION/FEMALE - M/P
	157592-02-000	EA	LOCK - SECONDARY - F/7 POSITION HOUSING
	157656-01-01A	EA	CONNECTOR - DASH LIGHT - BLACK
	158357-01-000	EA	HOUSING - 3 PIN/MALE - MINI FIT
	158373-01-000	EA	HOUSING - SOCKET - 16 CAVITY - MINI MATE-N-LOCK
	158374-01-000	EA	SOCKET - 16-20 CAVITY - MINI MATE-N-LOCK
	164685-01-000	EA	HOUSING - PIN - 7-POSITION
	164687-01-000	EA	PIN - CONNECTOR - 16-14
	164689-01-000	EA	SEAL - CONNECTOR
	168450-01-000	EA	CONNECTOR/ADAPTER - COAX

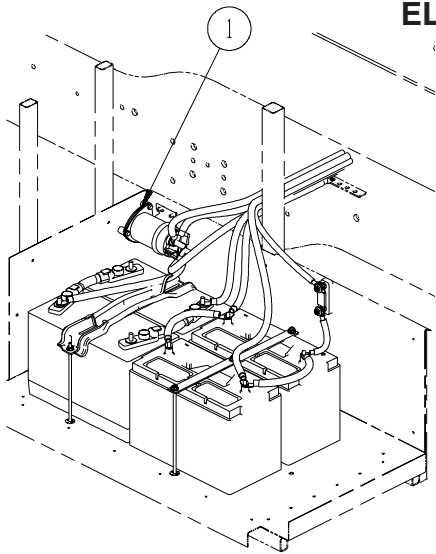


**FREIGHTLINER**

**CHASSIS**

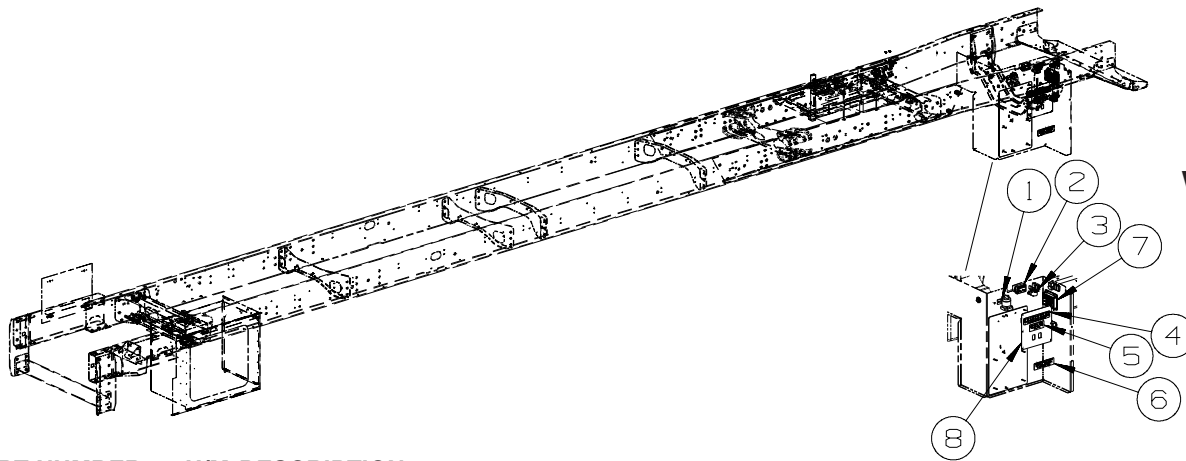
KEY	PART NUMBER	U/M	DESCRIPTION
1	098379-07-000	EA	LABEL - ELECTRICAL BOX - BLACK/WHITE
2	008188-02-000	EA	SOLENOID - VENTED - HEAVY DUTY
3	156431-01-000	EA	CHARGER/BATTERY - CHASSIS TO HOUSE
4	086273-01-000	EA	RELAY - BATTERY DISCONNECT
5	093236-49-000	EA	LABEL - CIRCUIT BREAKER
6	098379-04-000	EA	LABEL - ELECTRICAL BOX - SIDE
7	098379-06-000	EA	LABEL - ELECTRICAL BOX - BLACK/WHITE
8	161298-03-000	EA	CONTROL - SLIDEOUT/DIGISYNC 30"
			FROM: 00-00-00 THRU: 11-09-08
8	171064-02-000	EA	CONTROL/MODULE - SLIDE/DUAL/HIGH SPEED
			FROM: 11-10-08 THRU: 99-99-99
9	139067-11-02B	EA	PLATE - CIRCUIT BREAKER/HOUSE - E-COATED

**ELECTRICAL GROUP (CONTINUED)**  
**CHASSIS (CONTINUED)**



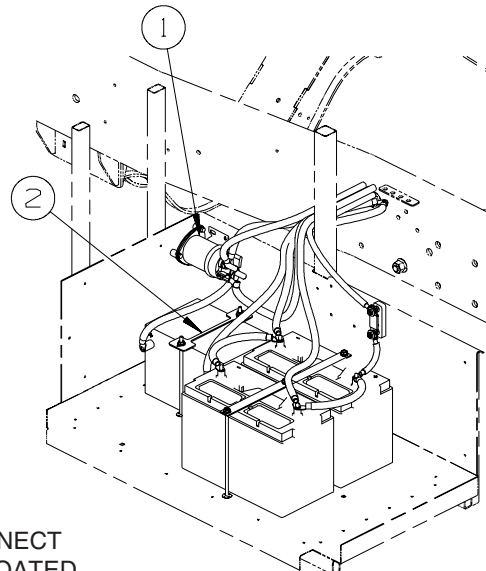
**FREIGHTLINER  
 BATTERY  
 INSTALLATION**

KEY	PART NUMBER	U/M DESCRIPTION
1	086273-02-000	EA RELAY - BATTERY DISCONNECT



**WORKHORSE**

KEY	PART NUMBER	U/M DESCRIPTION
1	008188-02-000	EA SOLENOID - VENTED - HEAVY DUTY
2	156431-01-000	EA CHARGER/BATTERY - CHASSIS TO HOUSE
3	086273-01-000	EA RELAY - BATTERY DISCONNECT
4	093236-49-000	EA LABEL - CIRCUIT BREAKER
5	098379-04-000	EA LABEL - ELECTRICAL BOX - SIDE
6	098379-06-000	EA LABEL - ELECTRICAL BOX - BLACK/WHITE
7	161298-03-000	EA CONTROL - SLIDEOUT/DIGISYNC 30"
8	139067-11-02B	EA PLATE - CIRCUIT BREAKER/HOUSE - E-COATED

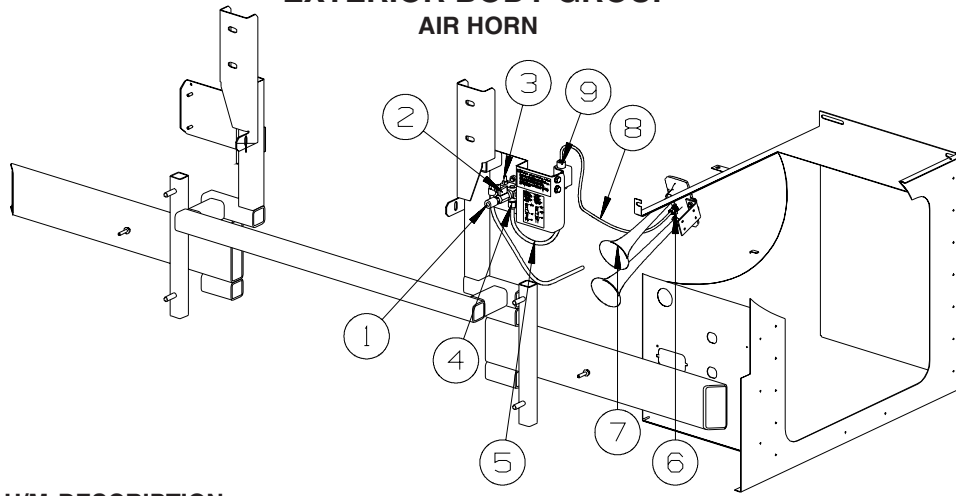


**WORKHORSE  
 BATTERY  
 INSTALLATION**

KEY	PART NUMBER	U/M DESCRIPTION
1	086273-02-000	EA RELAY - BATTERY DISCONNECT
2	160014-01-02B	EA TIEDOWN - BATTERY - E-COATED

## EXTERIOR BODY GROUP

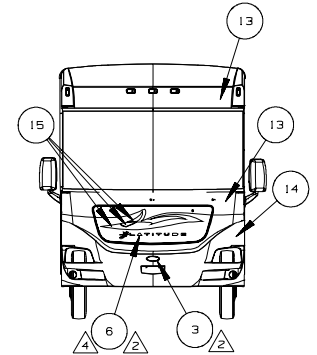
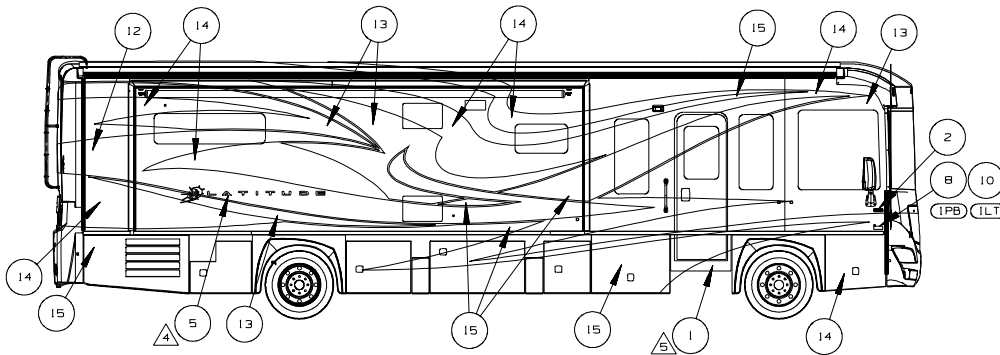
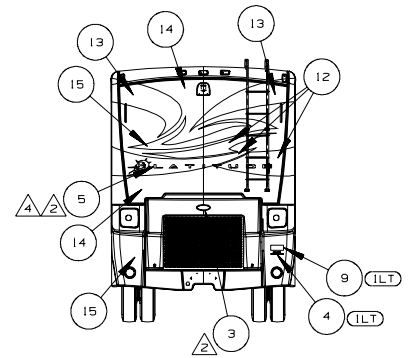
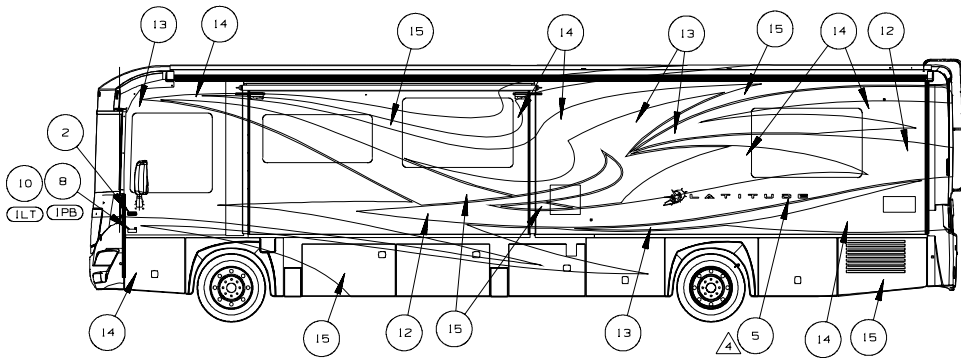
### AIR HORN



KEY	PART NUMBER	U/M	DESCRIPTION
1	142595-01-000	EA	COUPLER - QUICK CONNECT - AIR - 1/4"MPT
2	142597-01-000	EA	VALVE - BALL - AIR - 1/4"MFPT
3	086241-01-000	EA	VALVE - AIR - 1/4 MPT X TIRE STEM
4	142571-01-000	EA	CONNECTOR - 3/8"T X 1/4"P
5	071390-07-000	FT	TUBING - AIR BRAKE - 3/8" - BLACK
6	071386-06-000	EA	CONNECTOR - MALE - 1/4" TUBE X 1/4"
7	077497-08-000	EA	HORN/AIR - TWIN SHORT - BLACK
8	071390-04-000	FT	TUBING - AIR BRAKE - 1/4" OD-BLK WEATHERHEAD(BRKS & HORN)
9	077497-11-000	EA	SOLENOID - HORN - REMOTE MOUNT

# EXTERIOR BODY GROUP (CONTINUED)

## GRAPHICS & PAINT



(27A) KEY	PART NUMBER	U/M	DESCRIPTION SANDSTONE
1	109506-01-000	EA	FILM-URETHANE PROTECTANT
2	132664-02-CHT (01A)	EA	DECAL-LOGO DOMED WINNEBAGO - CHROME/RED/BLACK
3	151687-02-CHT (01A)	EA	DECAL-BEZEL NAMEPLATE ITASCA - CHROME/WHITE/BLACK/TEAL
4 (ILT)	158621-04-CHT (01A)	EA	DECAL-HORSEPOWER 340 FLEXSCRIPT - CHROME
5	161174-01-CHT (01A)	EA	DECAL-LOGO LATITUDE LG - LT CHARCOAL/WHITE/BLACK
6 (24P)	161174-02-CHT (01A)	EA	DECAL-LOGO LATITUDE SML - LT CHARCOAL/WHITE/BLACK
7	169266-02-000	EA	KIT-PAINT PROTECTION
8 (IPB)	.....	EA	DECAL-EMBLEM - CHASSIS SUPPLIED
9 (ILT)	.....	EA	PLATE-FREIGHTLINER LG - CHASSIS SUPPLIED
10 (ILT)	.....	EA	PLATE-FREIGHTLINER SML - CHASSIS SUPPLIED
11 (ILT)	.....	GL	PAINT-CLEAR COAT - SHERWIN WILLIAMS
12	.....	GL	PAINT-BLACK MIST MET - SW #40888
13	.....	GL	PAINT-SAND MICA - SW #50381
14	.....	GL	PAINT-ANTIQUE SAGE PRL MET - SW #54757
15	.....	GL	PAINT-IRON GRAY MET - SW #42839

(92A) KEY	PART NUMBER	U/M	DESCRIPTION REGAL BLUE
1	109506-01-000	EA	FILM-URETHANE PROTECTANT
2	132664-02-CHT (01A)	EA	DECAL-LOGO DOMED WINNEBAGO - CHROME/RED/BLACK
3	151687-02-CHT (01A)	EA	DECAL-BEZEL NAMEPLATE ITASCA - CHROME/WHITE/BLACK/TEAL
4 (ILT)	158621-04-CHT (01A)	EA	DECAL-HORSEPOWER 340 FLEXSCRIPT - CHROME
5	161174-01-CHT (01A)	EA	DECAL-LOGO LATITUDE LG - LT CHARCOAL/WHITE/BLACK
6 (24P)	161174-02-CHT (01A)	EA	DECAL-LOGO LATITUDE SML - LT CHARCOAL/WHITE/BLACK
7	169266-02-000	EA	KIT-PAINT PROTECTION
8 (IPB)	.....	EA	DECAL-EMBLEM - CHASSIS SUPPLIED
9	.....	EA	PLATE-FREIGHTLINER LG - CHASSIS SUPPLIED
10 (ILT)	.....	EA	PLATE-FREIGHTLINER SML - CHASSIS SUPPLIED
11 (ILT)	.....	GL	PAINT-CLEAR COAT - SHERWIN WILLIAMS
12	.....	GL	PAINT-DEEP NAVY BLUE MET - SW #51368
13	.....	GL	PAINT-REGAL BLUE MET - SW #54693
14	.....	GL	PAINT-COOL BEIGE MET - SW #62261
15	.....	GL	PAINT-IRON GRAY MET - SW #75401

7. END PANELS OF SLIDEOUT ROOMS WILL BE PAINTED WITH BASE COLOR AND CLEAR COAT ONLY. THERE WILL BE NO COLORED GRAPHIC ELEMENTS PAINTED ON END PANELS.

- 6. DIE CUT ACRYLIC FILM TO PROTECT FULL BODY PAINTED UNITS.
- 5. FILM TO PROTECT BOTTOM OF DOOR FROM SCUFF MARKS.
- 4. LOGO IS TO BE HELD TO ± 1 MM ON HORIZONTAL PLANE (END TO END).
- 3. CLEAR COAT TO BE APPLIED ON PAINTED AREAS TO PROTECT PAINT.
- 2. CENTER ON UNIT.
- 1. APPLY PROTECTOR 116424-01-000 TO WATER HEATER LATCH.

- (ILT) FRTL 27,910 340 6.7L 6 SPEED
- (24P) MASK FRONT EXT PROTECTIVE
- (IPB) WORKHORSE PUSHER - 26,000#
- (24B) EXT FULL BODY PAINT PKG #4
- (24C) EXT FULL BODY PAINT PKG # 3
- (92A) EXT FULL BODY PAINT PKG # 2
- (27A) EXT FULL BODY PAINT PKG #1

- 9. APPLY SEALER-BODY SEAM CLEAR 94401-04-000 TO HELP SECURE PAINT ON EDGES.
- B. ON FULL BODY PAINTED UNITS, USE 145487-02-000 (100 FT) TO COVER UNSEALED ROOF SEAMS.

NOTES:

**DUPONT COLOR CODES ARE NOW FOUND IN THE PAINT CODE MANUAL.  
YOU CAN FIND THIS MANUAL ON YOUR DEALER INDEX WEBPAGE UNDER SERVICE.**

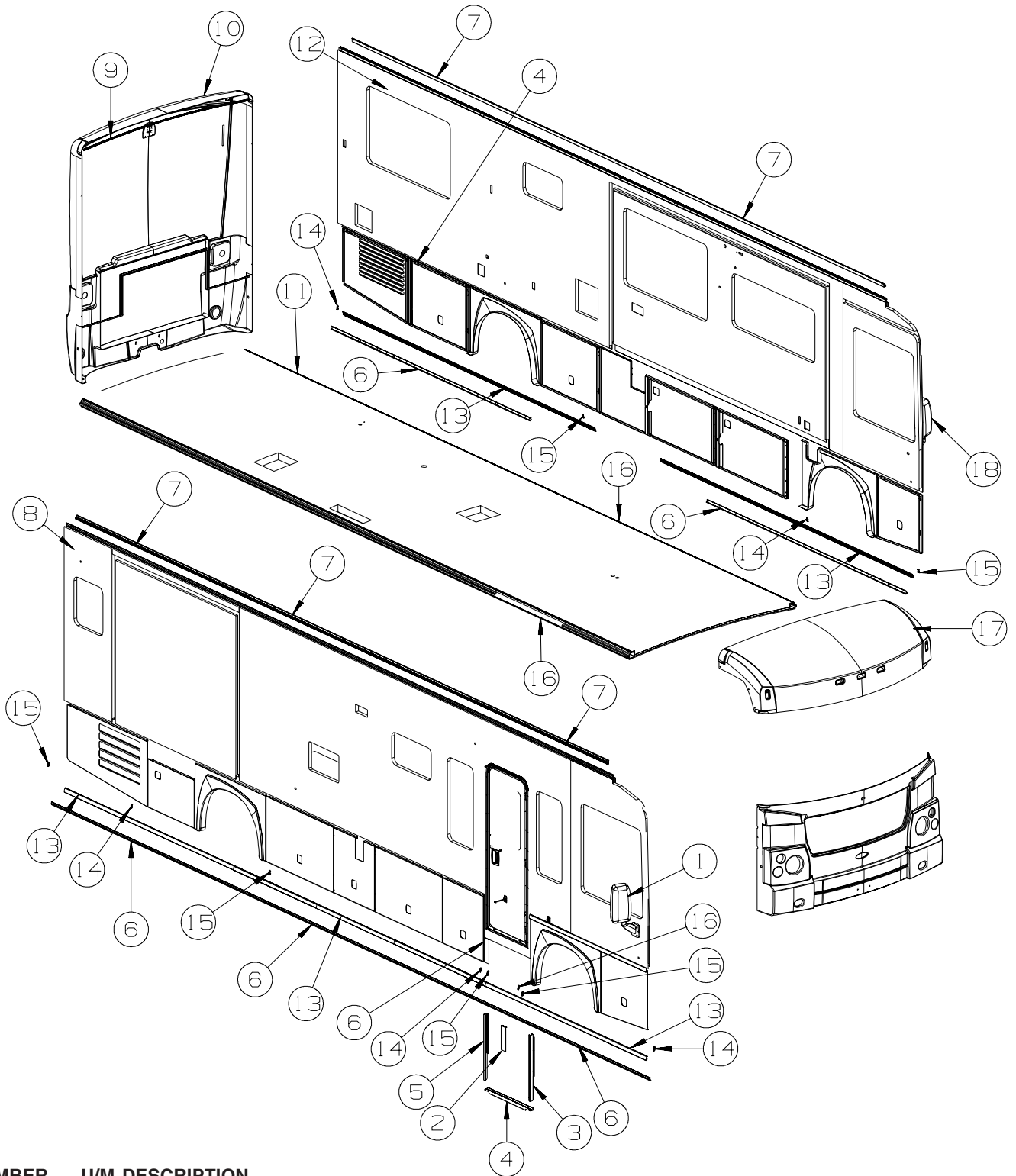
## EXTERIOR BODY GROUP (CONTINUED) GRAPHICS & PAINT (CONTINUED)

(24C) KEY	PART NUMBER	U/M	DESCRIPTION VINTAGE
1	109506-01-000	EA	FILM-URETHANE PROTECTANT
2	132664-02-CHT(01A)	EA	DECAL-LOGO DOMED WINNEBAGO - CHROME/RED/BLACK
3	151687-02-CHT(01A)	EA	DECAL/BEZEL NAMEPLATE ITASCA - CHROME/WHITE/BLACK/TEAL
(ILT)	158621-04-CHT(01A)	EA	DECAL-HORSEPOWER 340 FLEXSCRIPT - CHROME
5	161174-01-CHT(01A)	EA	DECAL-LOGO LATITUDE LG - LT CHARCOAL/WHITE/BLACK
6	161174-02-CHT(01A)	EA	DECAL-LOGO LATITUDE SML - LT CHARCOAL/WHITE/BLACK
(24P)	169266-02-000	EA	KIT-PAINT PROTECTION
8	-----	EA	DECAL-EMBLEM - CHASSIS SUPPLIED
(IPB)	-----	EA	PLATE-FREIGHTLINER LG - CHASSIS SUPPLIED
(ILT)	-----	EA	PLATE-FREIGHTLINER SML - CHASSIS SUPPLIED
(3)	-----	GL	PAINT-CLEAR COAT - SHERWIN WILLIAMS
11	-----	GL	PAINT-VINTAGE RED MET - SW #58338
12	-----	GL	PAINT-BLACK MIST MET - SW #40888
13	-----	GL	PAINT-BRILLIANT SILVER MET - SW #45696
14	-----	GL	PAINT-IRON GRAY MET - SW #61766
15	-----	GL	-----

(24B) KEY	PART NUMBER	U/M	DESCRIPTION GOLDEN PEWTER
1	109506-01-000	EA	FILM-URETHANE PROTECTANT
2	132664-02-CHT(01A)	EA	DECAL-LOGO DOMED WINNEBAGO - CHROME/RED/BLACK
3	151687-02-CHT(01A)	EA	DECAL/BEZEL NAMEPLATE ITASCA - CHROME/WHITE/BLACK/TEAL
(ILT)	158621-04-CHT(01A)	EA	DECAL-HORSEPOWER 340 FLEXSCRIPT - CHROME
5	161174-01-CHT(01A)	EA	DECAL-LOGO LATITUDE LG - LT CHARCOAL/WHITE/BLACK
6	161174-02-CHT(01A)	EA	DECAL-LOGO LATITUDE SML - LT CHARCOAL/WHITE/BLACK
(24P)	169266-02-000	EA	KIT-PAINT PROTECTION
8	-----	EA	DECAL-EMBLEM - CHASSIS SUPPLIED
(IPB)	-----	EA	PLATE-FREIGHTLINER LG - CHASSIS SUPPLIED
(ILT)	-----	EA	PLATE-FREIGHTLINER SML - CHASSIS SUPPLIED
(3)	-----	GL	PAINT-CLEAR COAT - SHERWIN WILLIAMS
11	-----	GL	PAINT-GOLD FIREMIST MET - SW #54697-ATL 1
12	-----	GL	PAINT-BLACK MIST MET - SW #40888
13	-----	GL	PAINT-CANVAS BEIGE MET - SW #64156
14	-----	GL	PAINT-POLISHED PEWTER MET - SW #63499-1
15	-----	GL	-----

## EXTERIOR BODY GROUP (CONTINUED)

### PANELS & TRIMS



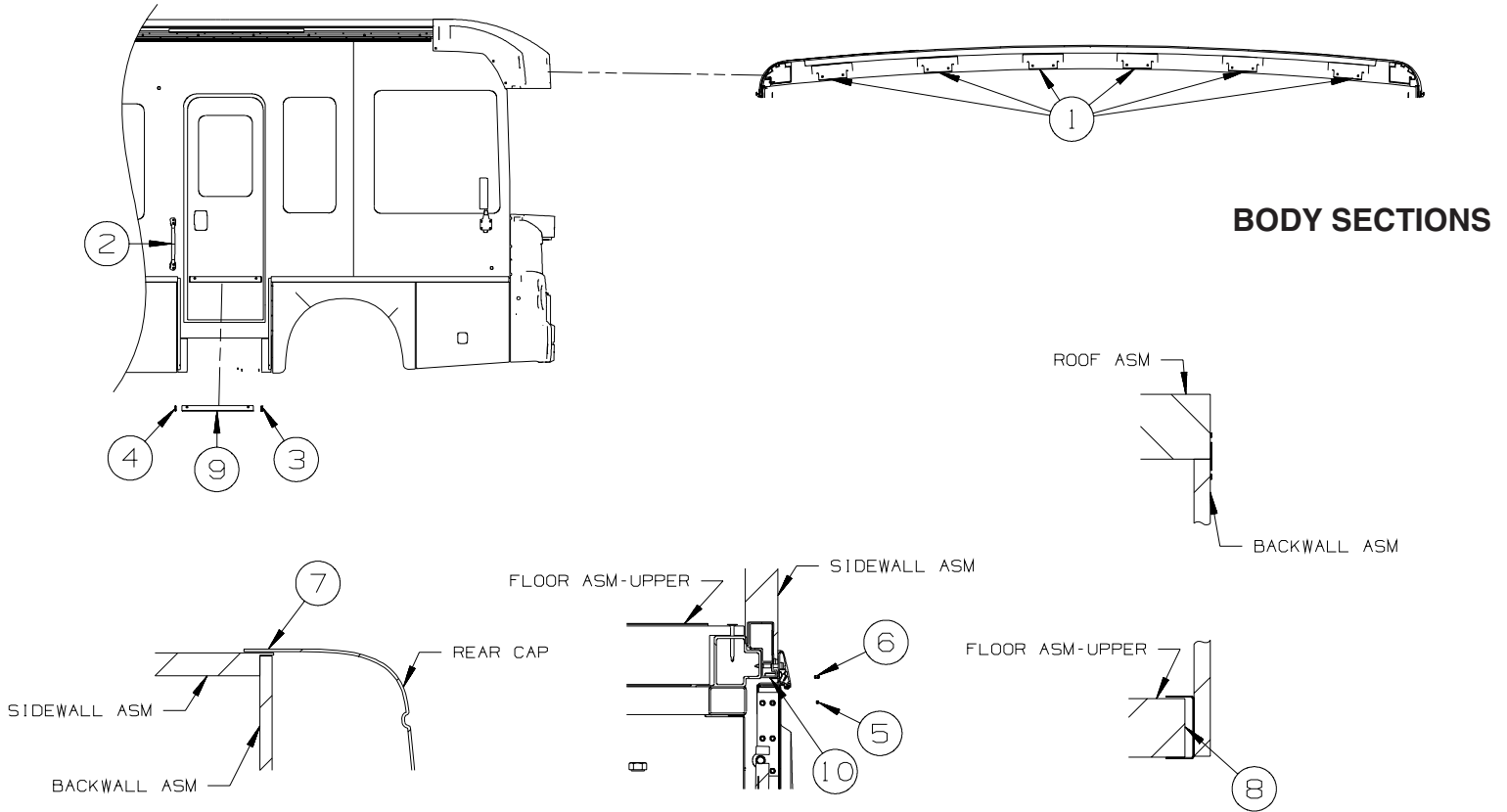
KEY	PART NUMBER	U/M	DESCRIPTION
1*	106015-18-01A	EA	MIRROR - EXTERIOR/REMOTE/HEAT - PASSENGER
2	121117-12-02B	EA	ANGLE - W/SLOTS - 11.9" X 3.3" - E-COATED
3	133100-12-01A	EA	TRIM - SIDEWALL - 32.5" - RH - BLACK
4	163628-01-01A	EA	TRIM - SIDEWALL/ENTRY STEP - 33.1" - BLACK
5	133100-13-01A	EA	TRIM - SIDEWALL - 32.5" - LH - BLACK
6	146548-01-01A	EA	TRIM - RETAINER - 143.8" - MILL
7	157284-01-01A	EA	RAIL - AWNING - 192" - BRIGHT WHITE
8	167299-01-Y65	EA	SIDEWALL - PASSENGER - W/O WINDOWS/TRIMS
9	114248-02-04A	EA	ANGLE - PLASTIC - .7" X .4" X 96.7" - BEIGE
10	162327-02-Y65	EA	BACKWALL/INNER - W/O REAR CAP
11	167300-01-Y65	EA	ROOF - W/O LIGHTS/VENTS - W/WIRING



## EXTERIOR BODY GROUP (CONTINUED) PANELS & TRIMS (CONTINUED)

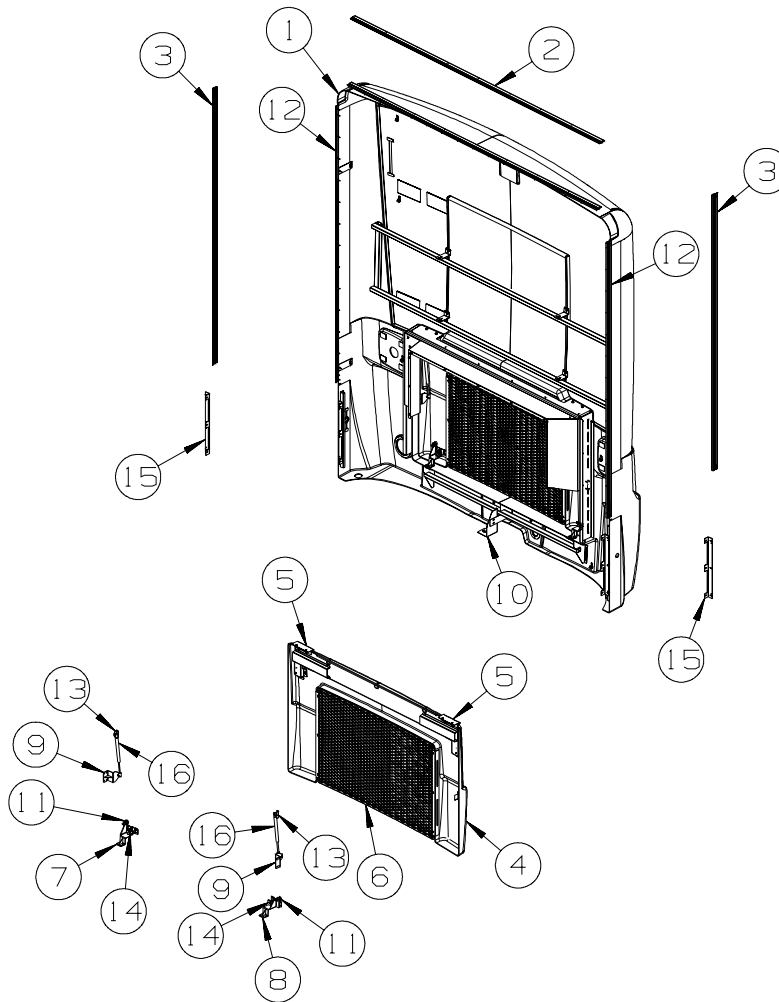
KEY	PART NUMBER	U/M	DESCRIPTION
12	167298-01-Y65	EA	SIDEWALL - DRIVER - W/O WINDOWS/TRIMS
13	146550-01-02A	EA	TRIM COVER - SIDEWALL - 182" - BLACK
14	146576-01-02A	EA	END CAP/TRIM - RIGHT HAND - BLACK
15	146576-02-02A	EA	END CAP/TRIM - LEFT HAND - BLACK
16	120107-07-000	EA	FOAM - ROOF COVE
17	167477-02-Y71	EA	CAP - ROOF - W/O LIGHTS
18*	106015-19-01A	EA	MIRROR - EXTERIOR/REMOTE/HEAT - DRIVER

\*COMPONENT PARTS LISTED LATER IN THIS GROUP



KEY	PART NUMBER	U/M	DESCRIPTION
1	134774-01-02B	EA	BRACKET - CAB ATTACHMENT - E-COATED
2	165309-01-01A	EA	ASSIST HANDLE - 18" - NON-LIGHTED - SST
3	146576-01-02A	EA	END CAP/TRIM - RIGHT HAND - BLACK
4	146576-02-02A	EA	END CAP/TRIM - LEFT HAND - BLACK
5	143143-01-01A	EA	ANGLE - SUPPORT/TRIM
6	143143-02-01A	EA	ANGLE - SUPPORT/TRIM
7	156622-01-01A	FT	SEALER - TAPE - 1/4" THICK X 3" WIDE X 100 FT
8	104692-01-000	FT	SEAL - ADHESIVE BACKED FOAM - 3/4" THICK X 3/4" WIDE X 25'
9	149822-01-02A	EA	TRIM - SIDEWALL/ENTRY DOOR - 25.3" - BLACK
10	099418-01-000	FT	SEAL - D-SECTION/ADHESIVE BACK - .44" X .44" - BLK RUBBER

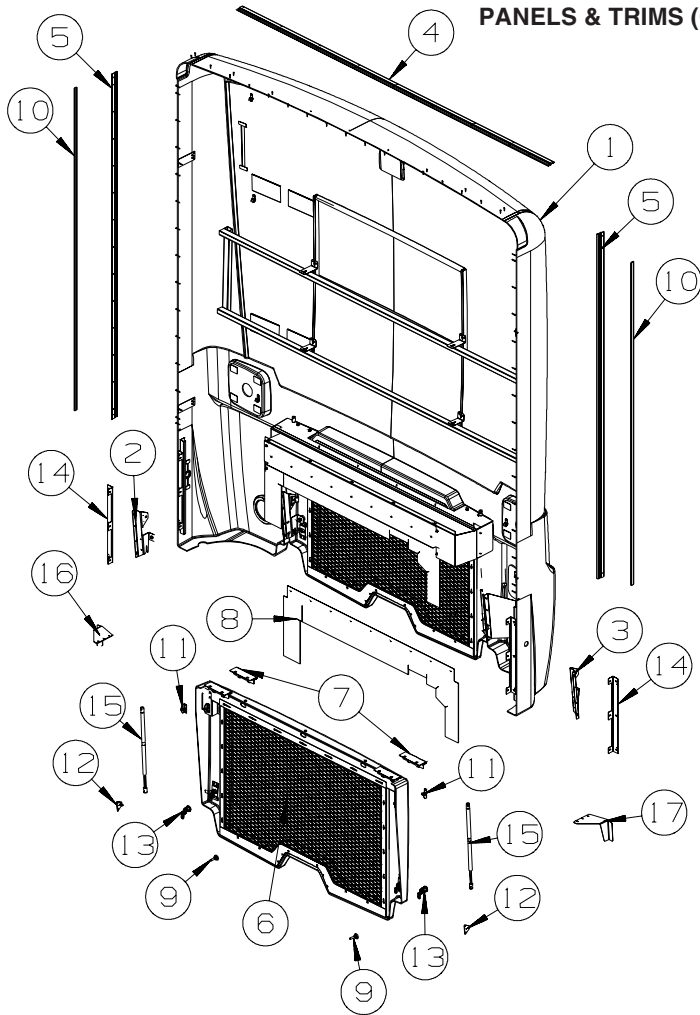
**EXTERIOR BODY GROUP (CONTINUED)**  
**PANELS & TRIMS (CONTINUED)**



**FREIGHTLINER  
 REAR CAP**

KEY	PART NUMBER	U/M	DESCRIPTION
1	159018-02-W72	EA	PANEL - REAR CAP - W/O DOOR/LIGHTS - GRAY
2	083805-23-000	EA	TRIM - ROOF CAP - 92.1" - BRIGHT WHITE
3	092041-01-03A	EA	TRIM - FRONT/REAR CAP (SIDEWALL) - 83.1" - BRIGHT WHITE
4	159019-01-W72	EA	DOOR - REAR ENGINE - W/GRILLE - W/O HDW
	138289-11-000	EA	CYLINDER/LOCK - ACCESS DOORS - REDUCED SENSITIVITY (3041)
	138289-12-000	EA	CYLINDER/LOCK - ACCESS DOORS - REDUCED SENSITIVITY (3042)
	138289-13-000	EA	CYLINDER/LOCK - ACCESS DOORS - REDUCED SENSITIVITY (3043)
	138289-14-000	EA	CYLINDER/LOCK - ACCESS DOORS - REDUCED SENSITIVITY (3044)
	138289-15-000	EA	CYLINDER/LOCK - ACCESS DOORS - REDUCED SENSITIVITY (3045)
	138289-16-000	EA	CYLINDER/LOCK - ACCESS DOORS - REDUCED SENSITIVITY (3046)
	138289-17-000	EA	CYLINDER/LOCK - ACCESS DOORS - REDUCED SENSITIVITY (3047)
	138289-18-000	EA	CYLINDER/LOCK - ACCESS DOORS - REDUCED SENSITIVITY (3048)
	138289-19-000	EA	CYLINDER/LOCK - ACCESS DOORS - REDUCED SENSITIVITY (3049)
	138289-20-000	EA	CYLINDER/LOCK - ACCESS DOORS - REDUCED SENSITIVITY (3050)
5	102325-05-07A	EA	HINGE/TRUNK DOOR - 6" - OFF SET - BRIGHT WHITE
6	159145-01-W66	EA	GRILLE - TRUNK/REAR ENGINE DOOR
7	161691-01-02B	EA	BRACKET/STRIKE - LATCH - RH HAND - E-COATED
8	161691-02-02B	EA	BRACKET/STRIKE - LATCH - LH HAND - E-COATED
9	161693-01-02B	EA	BRACKET - GAS SPRING - E-COATED
10	162519-01-02B	EA	BRACKET - BUMPER/HITCH - E-COATED
11	058786-01-000	EA	BOLT - HOOD ADJUSTMENT - 5/16"-18 X 1.5"-2" - W/BLACK PAD
12	091985-01-07A	FT	INSERT - TRIM - REAR CAP TO SIDEWALL - .66" - BRIGHT WHITE
13	126263-03-02B	EA	BRACKET - GAS SPRING W/BALL STUD - E/COATED
14	138290-02-000	EA	CASE - W/CAM - W/O CYLINDER/KEY
15	138789-01-02B	EA	ANGLE/MOUNT - WHEEL LIP/BACKWALL - E-COATED
16	142569-04-000	EA	SPRING/GAS - 67 LB - 21.1" EXTENDED/12.6" COMPRESSED

**EXTERIOR BODY GROUP (CONTINUED)**  
**PANELS & TRIMS (CONTINUED)**



**WORKHORSE  
 REAR CAP**

KEY	PART NUMBER	U/M	DESCRIPTION
1	160491-02-W72	EA	CAP - REAR - W/O LIGHTS/VENTS - W/WIRING - GRAY
2	161162-02-02B	EA	STRIKE - DOOR LATCH - RIGHT HAND - E-COATED
3	161162-04-02B	EA	STRIKE - DOOR LATCH - LEFT HAND - E-COATED
4	083805-23-000	EA	TRIM - ROOF CAP - 92.1" - BRIGHT WHITE
5	092041-01-03A	EA	TRIM - FRONT/REAR CAP (SIDEWALL) - 83.1" - BRIGHT WHITE
4	160493-01-W72	EA	DOOR - REAR ENGINE - W/GRILLE - W/O HDW
	138289-11-000	EA	CYLINDER/LOCK - ACCESS DOORS - REDUCED SENSITIVITY (3041)
	138289-12-000	EA	CYLINDER/LOCK - ACCESS DOORS - REDUCED SENSITIVITY (3042)
	138289-13-000	EA	CYLINDER/LOCK - ACCESS DOORS - REDUCED SENSITIVITY (3043)
	138289-14-000	EA	CYLINDER/LOCK - ACCESS DOORS - REDUCED SENSITIVITY (3044)
	138289-15-000	EA	CYLINDER/LOCK - ACCESS DOORS - REDUCED SENSITIVITY (3045)
	138289-16-000	EA	CYLINDER/LOCK - ACCESS DOORS - REDUCED SENSITIVITY (3046)
	138289-17-000	EA	CYLINDER/LOCK - ACCESS DOORS - REDUCED SENSITIVITY (3047)
	138289-18-000	EA	CYLINDER/LOCK - ACCESS DOORS - REDUCED SENSITIVITY (3048)
	138289-19-000	EA	CYLINDER/LOCK - ACCESS DOORS - REDUCED SENSITIVITY (3049)
	138289-20-000	EA	CYLINDER/LOCK - ACCESS DOORS - REDUCED SENSITIVITY (3050)
7	102325-05-07A	EA	HINGE/TRUNK DOOR - 6" - OFF SET - BRIGHT WHITE
8	163181-01-000	EA	SHEET/RUBBER - BAFFLE/ENGINE
9	058786-01-000	EA	BOLT - HOOD ADJUSTMENT - 5/16"-18 X 1.5"-2" - W/BLACK PAD
10	091985-01-07A	FT	INSERT - TRIM - REAR CAP TO SIDEWALL - .66" - BRIGHT WHITE
11	126263-03-02B	EA	BRACKET - GAS SPRING W/BALL STUD - E/COATED
12	126263-08-02B	EA	BRACKET - GAS SPRING W/CENTERED BALL STUD - E-COATED
13	138290-02-000	EA	CASE - W/CAM - W/O CYLINDER/KEY
14	138789-01-02B	EA	ANGLE/MOUNT - WHEEL LIP/BACKWALL - E-COATED
15	142569-21-000	EA	SPRING/GAS - 60 LB - 20" EXTENDED/12" COMPRESSED
16	164742-01-02B	EA	BRACKET - DOOR LATCH/RIGHT - E-COATED
17	164742-02-02B	EA	BRACKET - DOOR LATCH/LEFT - E-COATED

## EXTERIOR BODY GROUP (CONTINUED)

### COMPONENT PARTS FOR PANELS & TRIMS

#### 106015-18-01A

KEY	PART NUMBER	U/M	DESCRIPTION	VENDOR NO.
	106015-12-702	EA	CAP/SCREW - (PKG OF 4) - BLK	748329 RND
	106015-16-700	EA	GLASS-FLAT W/HEAT ELEMENT	709450
	106015-18-700	EA	GLASS/CONVEX	709650
	106015-18-701	EA	ACTUATOR - CONVEX GLASS	7475410
	106015-18-702	EA	MOTOR - FLAT GLASS	7471180
	106015-18-703	EA	GLASS/CONVEX-ACT/HOUSING	709651 KIT
	106015-19-700	EA	GLASS/FLAT-W/HEAT/CLIPS/HOUS	709645

#### 106015-19-01A

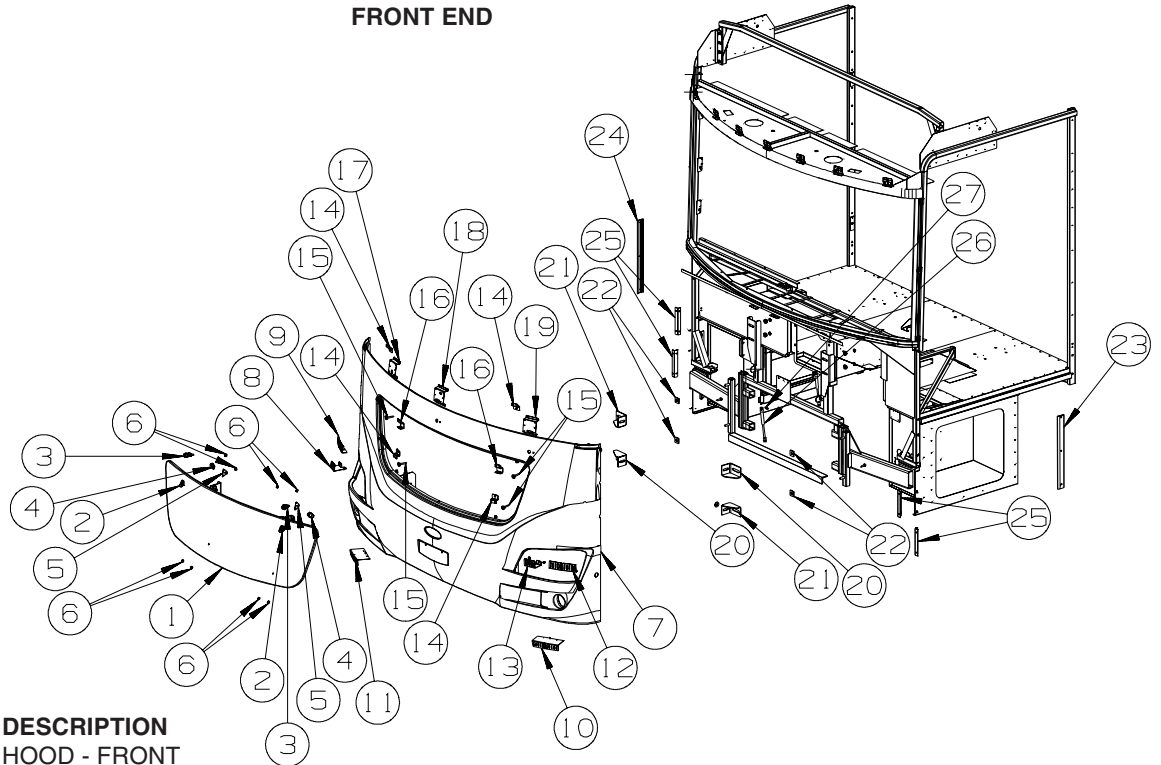
KEY	PART NUMBER	U/M	DESCRIPTION	VENDOR NO.
	106015-12-702	EA	CAP/SCREW - (PKG OF 4) - BLK	748329 RND
	106015-16-700	EA	GLASS-FLAT W/HEAT ELEMENT	709450
	106015-18-700	EA	GLASS/CONVEX	709650
	106015-18-701	EA	ACTUATOR - CONVEX GLASS	7475410
	106015-18-702	EA	MOTOR - FLAT GLASS	7471180
	106015-18-703	EA	GLASS/CONVEX-ACT/HOUSING	709651 KIT
	106015-19-700	EA	GLASS/FLAT-W/HEAT/CLIPS/HOUS	709645
	106015-19-703	EA	PLATE-INNER SUPT/MIRROR HEAD	709711
	106015-19-704	EA	HOUSING-F/CONVEX MIRROR	7097120

#### LADDER

KEY	PART NUMBER	U/M	DESCRIPTION
	129375-02-000	EA	SEAL - LADDER BRACKET
	161113-06-01A	EA	LADDER - 5 STEP - 71" - BRUSHED ALUMINUM
	161990-05-01A	EA	LADDER - LOWER - BRUSHED ALUMINUM - 1PB
	161990-01-01A	EA	LADDER - LOWER - BRUSHED ALUMINUM - 1LT

## EXTERIOR BODY GROUP (CONTINUED)

### FRONT END

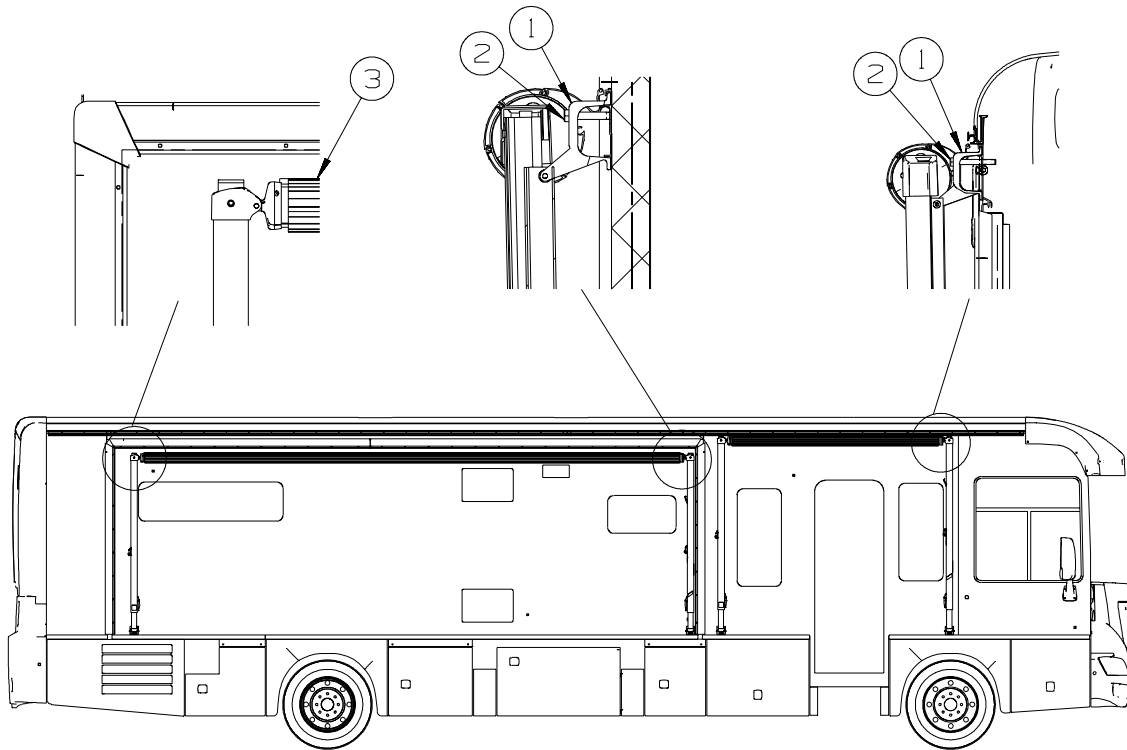


KEY	PART NUMBER	U/M	DESCRIPTION
1	168071-01-Y71	EA	HOOD - FRONT
2	131664-01-01A	EA	PULL-LOCK, BLACK
3	102330-02-000	EA	LATCH - VISE ACTION/KEY OPERATED
4	164283-01-02B	EA	RETAINER - LATCH/HOOD - E-COATED
4	164282-01-02B	EA	SPACER - LATCH/HOOD - E-COATED
5	126263-08-02B	EA	BRACKET - GAS SPRING W/CENTERED BALL STUD - E-COATED
6	155042-01-01A	EA	BEARING/CLIP - F/ELECTRIC SLIDING TV MECHANISM - CHARCOAL
7	168056-02-Y71	EA	PANEL - FRONT/LOWER - W/O LIGHTS/HDW
8	168699-04-02B	EA	BRACKET - HEADLAMP ADJUSTER/DRIVER - E-COATED
9	168582-04-02B	EA	BRACKET/MOUNT - HEADLAMP/DRIVER/UPPER - E-COATED
10	168583-04-02B	EA	BRACKET/MOUNT - HEADLAMP/DRIVER/LOWER - E-COATED
11	168583-02-02B	EA	BRACKET/MOUNT - HEADLAMP/PASSENGER/LOWER - E-COATED
12	168582-02-02B	EA	BRACKET/MOUNT - HEADLAMP/PASSENGER/UPPER - E-COATED
13	168699-02-02B	EA	BRACKET - HEADLAMP ADJUSTER/PASSENGER - E-COATED
14	160210-06-02B	EA	BRACKET - BUMPER/HOOD - E-COATED
15	058786-04-000	EA	BOLT - HOOD ADJUSTMENT - 5/16"-18 X 2"-2.5" - W/BLACK PAD
16	160247-01-02B	EA	LATCH - HOOD/FRONT END - E-COATED
17	157051-22-02B	EA	SUPPORT - PIVOT SHAFT - E-COATED
18	157051-19-02B	EA	SUPPORT - PIVOT SHAFT - E-COATED
19	157051-21-02B	EA	SUPPORT - PIVOT SHAFT - E-COATED
20	128455-01-02B	EA	BRACKET - BUMPER - E-COATED
21	128455-02-02B	EA	BRACKET - BUMPER - E-COATED
22	116617-02-02B	EA	SPACER - BUMPER
23	140447-07-01A	EA	TRIM - GRILLE PANEL/SIDEWALL - 21.5" - BRIGHT WHITE
24	140447-06-01A	EA	TRIM - GRILLE PANEL/SIDEWALL - 21.5" - BRIGHT WHITE
25	113041-16-02B	EA	ANGLE/MOUNT - BUMPER - E-COATED
26	142569-30-000	EA	SPRING/GAS - 90 LB - 9.6" EXTENDED/6.5" COMPRESSED
27	057460-02-000	EA	BALL STUD - F/GAS SPRING .39" - 5/16"-18

## EXTERIOR BODY GROUP (CONTINUED)

### STRUCTURAL COMPONENTS

KEY	PART NUMBER	U/M	DESCRIPTION
	089297-01-000	SF	PLYWOOD - LUAN - OVERLAY GRADE - 4' X 8'
	100619-01-000	BF	FOAM - EXPANDED POLYSTYRENE - 1.34" X 48" X 96"
	100619-04-000	BF	FOAM - EXPANDED POLYSTYRENE - .5" X 48" X 96"
	100619-05-000	BF	FOAM - EXPANDED POLYSTYRENE - .75" X 48" X 96"-1.5"DENSITY
	100619-13-000	BF	FOAM - EXPANDED POLYSTYRENE-.34" X 34.7" X 96"-2" DENSITY
	100619-16-000	BF	FOAM - EXPANDED POLYSTYRENE - .75" X 48" X 96"-2" DENSITY
	100619-22-000	BF	FOAM - EXPANDED POLYSTYRENE - 1.34" X 48" X 120"
	108535-05-03A	SF	FIBERGLASS SHEET - 108" X 500' ROLL - BRIGHT WHITE
	116942-03-01A	LB	ALUMINUM - .7" X 40" X 158"
	120107-07-000	EA	FOAM - ROOF COVE
			FROM: 00-00-00 THRU: 11-13-08
	128782-18-01A	EA	FIBERGLASS SHEET - 85.2" X 448.1" - HIGH GLOSS - BRT WHITE
			FROM: 00-00-00 THRU: 11-09-08
	128782-30-01A	EA	FIBERGLASS SHEET - 31.1" X 76" - HIGH GLOSS - BRT WHITE
	151523-01-02A	EA	CEILING PANEL - 48" X 97.1" - VINYL/FOAM/LUAN - SPINDRIFT
	152490-01-000	EA	FOAM - PLUG - ROOF TUBE
	168391-01-000	EA	FOAM - PLUG - ROOF
	170322-18-02A	EA	FIBERGLASS SHEET - 85.2" X 448.1" - GRAY SAND GEL
			FROM: 11-10-08 THRU: 99-99-99
	170322-30-01A	EA	FIBERGLASS SHEET - 31.1" X 76" - HIGH GLOSS - BRT WHITE

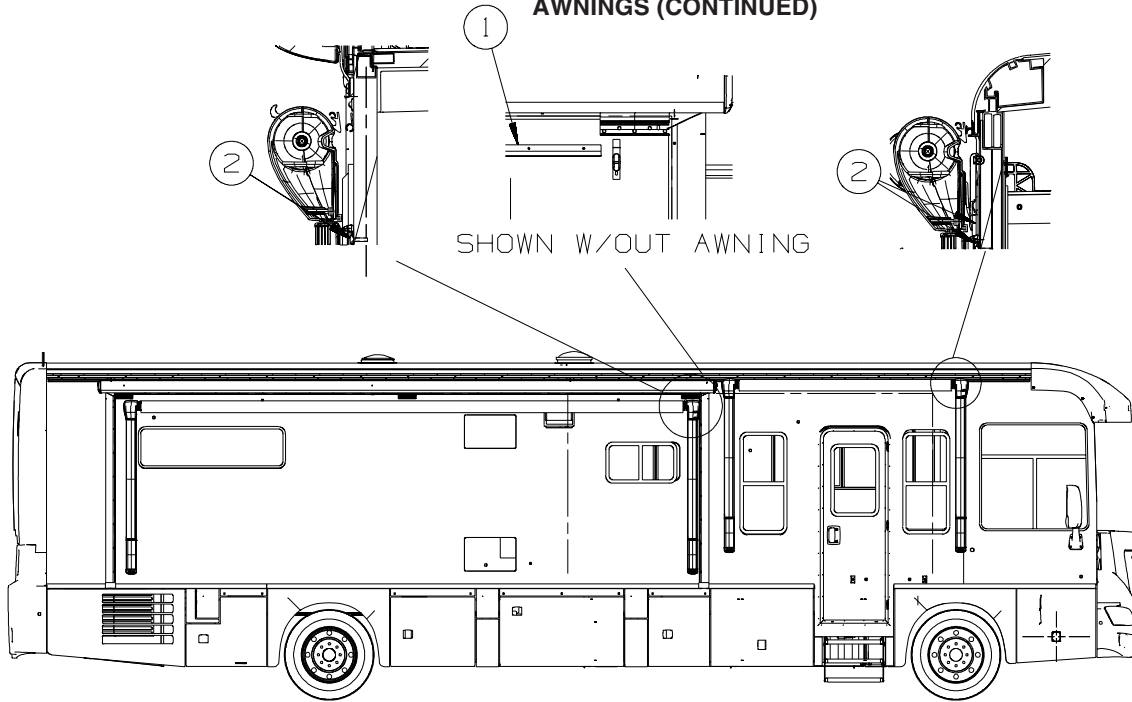


### AWNINGS

KEY	PART NUMBER	U/M	DESCRIPTION
1	167046-01-01A	EA	BRACKET - AWNING - BLACK
2	113874-12-01A	EA	SCREW/LAG - AWNING - 1/4" X 2 3/4" STAINLESS STEEL
3	142123-07-02A	EA	RAIL/AWNING - 226"

## EXTERIOR BODY GROUP (CONTINUED)

### AWNINGS (CONTINUED)



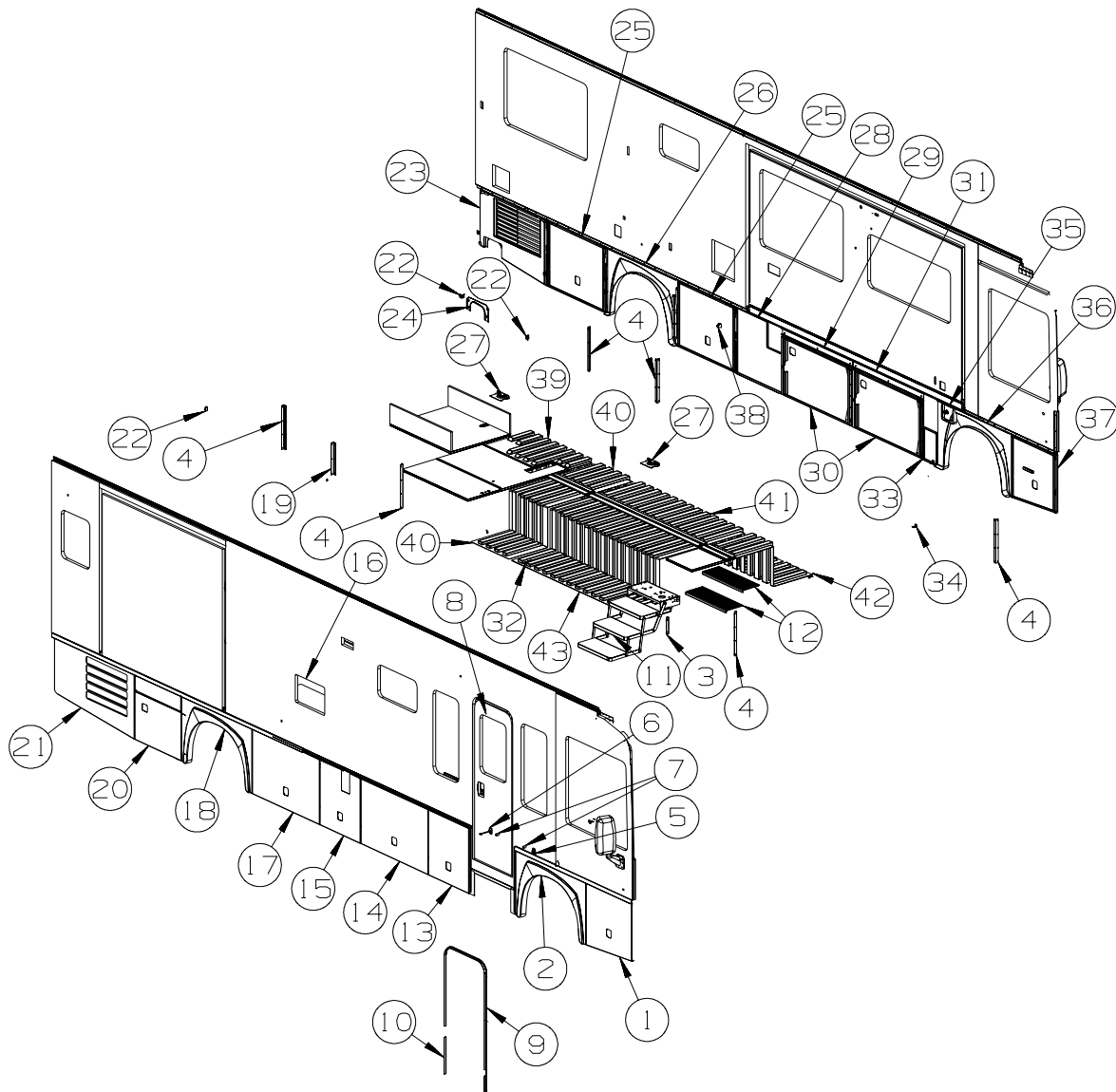
KEY	PART NUMBER	U/M	DESCRIPTION
1	142123-07-02A	EA	RAIL/AWNING - 226"
2	113874-11-01A	EA	SCREW/LAG - AWNING - 1/4" X 1" STAINLESS STEEL

**ORDER AWNINGS & REPAIR PARTS FROM DOMETIC AT #800-366-3842 OR  
CAREFREE AT #800-621-2617 OR ONLINE AT [WWW.E-CAREFREE.COM](http://WWW.E-CAREFREE.COM).  
THE AWNING INFORMATION YOU WILL NEED IS LOCATED ON THE MOTOR HOME NEAR THE TOP  
OF THE AWNING RAIL.**



# EXTERIOR DOORS & COMPARTMENTS GROUP

## DOOR & COMPARTMENT LAYOUT



KEY	PART NUMBER	U/M	DESCRIPTION
1	161136-03-AA1	EA	DOOR/VALANCE - W/O PADDLE LATCH/HDW - 33.1"WX30.9"HX28.6"H - BLACK
	132873-J3-000	EA	ROD - LATCH - 10.5" W/3/4" DOG LEG
	135624-D0-01B	EA	ROD - LATCH
	142569-27-000	EA	SPRING/GAS - 112 LB - 17" EXTENDED/11" COMPRESSED
	126263-02-02B	EA	BRACKET - GAS SPRING W/BALL STUD - E-COATED
	130053-01-01A	EA	STRIKER - LUGGAGE DOOR - FLUSH - BLACK
	143793-01-01A	EA	SHIM - STRIKER - LUGGAGE - 3/64" - BLACK
	099418-01-000	FT	SEAL - D-SECTION/ADHESIVE BACK - .44" X .44" - BLK RUBBER
	132892-08-01A	FT	SEAL - BULB/SINGLE - W/U CHANNEL - 1" X .8" - BLACK
2	160944-01-WD3	EA	PANEL/WHEEL LIP - PASSENGER/FRONT - BLACK
	139793-03-01A	EA	HINGE - CENTER/VALANCE DOOR - W/O BALL STUD
3	113041-19-02B	EA	ANGLE/MOUNT - BUMPER - E-COATED
4	113904-11-02B	EA	ANGLE - ATTACHMENT/WHEEL LIP - 21.6" - E-COAT
5	104099-02-05A	EA	CATCH/RETAINER - DOOR HOLDER - BLACK
6	104099-03-05A	EA	CATCH - DOOR HOLDER - STRIKE - 6" - BLACK
7	120863-02-000	EA	BUMPER - RUBBER/RADIUS TOP - 1" X 1 1/2"
8	M09563-17-Y71	EA	DOOR - ENTRY W/SCREEN DR - W/O WINDOW/LATCH

**EXTERIOR DOORS & COMPARTMENTS GROUP (CONTINUED)**  
**DOOR & COMPARTMENT LAYOUT (CONTINUED)**

**KEY PART NUMBER U/M DESCRIPTION**

**ENTRY DOOR LOCK CYLINDERS**

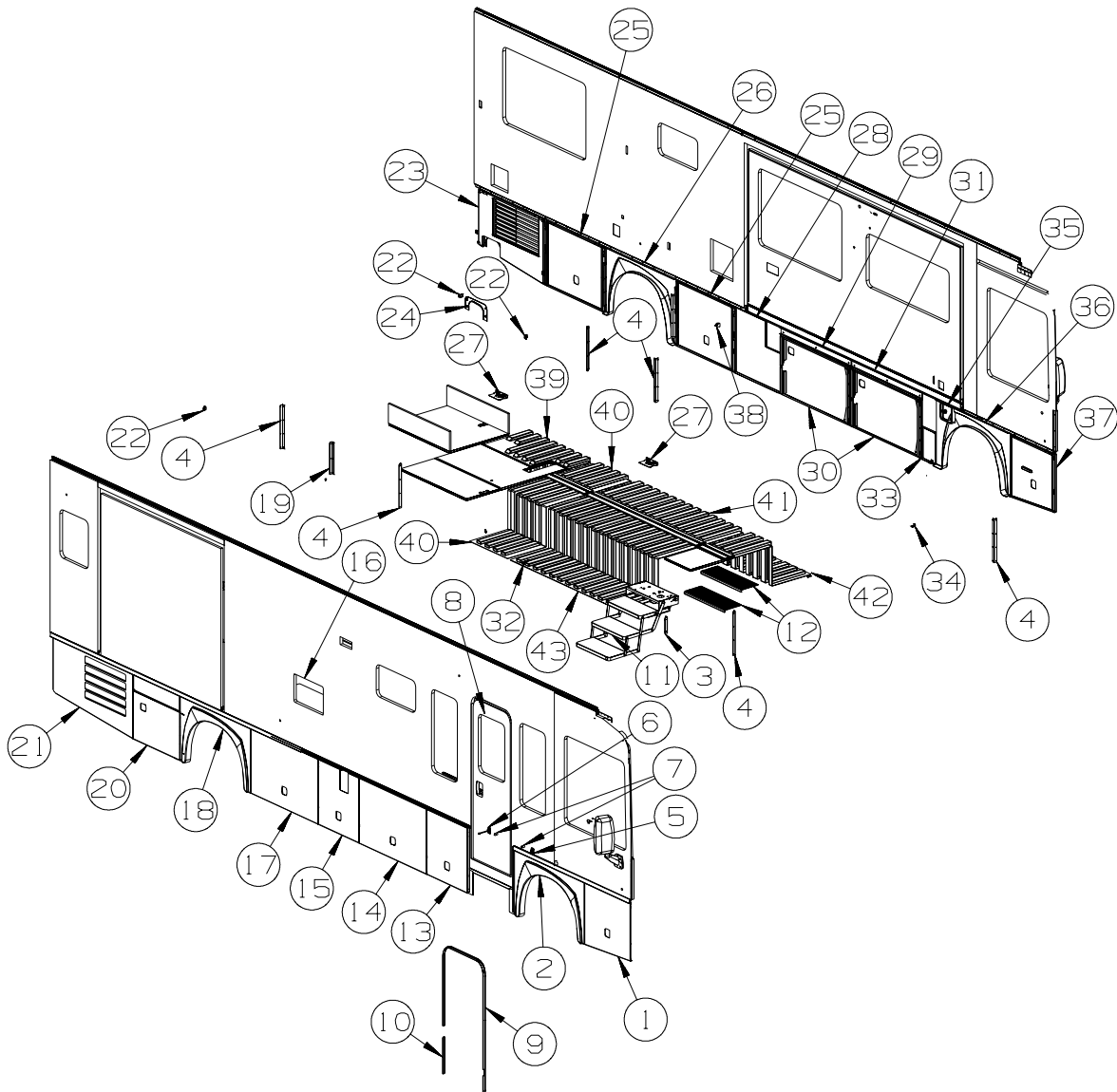
138287-11-000 EA CYLINDER/LOCK - ENTRY DOOR - MASTER W/3M ICON - (3041)  
 138287-12-000 EA CYLINDER/LOCK - ENTRY DOOR - MASTER W/3M ICON - (3042)  
 138287-13-000 EA CYLINDER/LOCK - ENTRY DOOR - MASTER W/3M ICON - (3043)  
 138287-14-000 EA CYLINDER/LOCK - ENTRY DOOR - MASTER W/3M ICON - (3044)  
 138287-15-000 EA CYLINDER/LOCK - ENTRY DOOR - MASTER W/3M ICON - (3045)  
 138287-16-000 EA CYLINDER/LOCK - ENTRY DOOR - MASTER W/3M ICON - (3046)  
 138287-17-000 EA CYLINDER/LOCK - ENTRY DOOR - MASTER W/3M ICON - (3047)  
 138287-18-000 EA CYLINDER/LOCK - ENTRY DOOR - MASTER W/3M ICON - (3048)  
 138287-19-000 EA CYLINDER/LOCK - ENTRY DOOR - MASTER W/3M ICON - (3049)  
 138287-20-000 EA CYLINDER/LOCK - ENTRY DOOR - MASTER W/3M ICON - (3050)

**VALANCE DOOR & FUEL FILL DOOR LOCK CYLINDERS**

138289-11-000 EA CYLINDER/LOCK - ACCESS DOORS - REDUCED SENSITIVITY (3041)  
 138289-12-000 EA CYLINDER/LOCK - ACCESS DOORS - REDUCED SENSITIVITY (3042)  
 138289-13-000 EA CYLINDER/LOCK - ACCESS DOORS - REDUCED SENSITIVITY (3043)  
 138289-14-000 EA CYLINDER/LOCK - ACCESS DOORS - REDUCED SENSITIVITY (3044)  
 138289-15-000 EA CYLINDER/LOCK - ACCESS DOORS - REDUCED SENSITIVITY (3045)  
 138289-16-000 EA CYLINDER/LOCK - ACCESS DOORS - REDUCED SENSITIVITY (3046)  
 138289-17-000 EA CYLINDER/LOCK - ACCESS DOORS - REDUCED SENSITIVITY (3047)  
 138289-18-000 EA CYLINDER/LOCK - ACCESS DOORS - REDUCED SENSITIVITY (3048)  
 138289-19-000 EA CYLINDER/LOCK - ACCESS DOORS - REDUCED SENSITIVITY (3049)  
 138289-20-000 EA CYLINDER/LOCK - ACCESS DOORS - REDUCED SENSITIVITY (3050)  
 138292-01-000 EA SEAL - LOCK CYLINDER  
 138288-11-000 EA KEY - REVERSIBLE - #3041 - T/M 16169-02-3041  
 138288-12-000 EA KEY - REVERSIBLE - #3042 - T/M 16169-02-3042  
 138288-13-000 EA KEY - REVERSIBLE - #3043 - T/M 16169-02-3043  
 138288-14-000 EA KEY - REVERSIBLE - #3044 - T/M 16169-02-3044  
 138288-15-000 EA KEY - REVERSIBLE - #3045 - T/M 16169-02-3045  
 138288-16-000 EA KEY - REVERSIBLE - #3046 - T/M 16169-02-3046  
 138288-17-000 EA KEY - REVERSIBLE - #3047 - T/M 16169-02-3047  
 138288-18-000 EA KEY - REVERSIBLE - #3048 - T/M 16169-02-3048  
 138288-19-000 EA KEY - REVERSIBLE - #3049 - T/M 16169-02-3049  
 138288-20-000 EA KEY - REVERSIBLE - #3050 - T/M 16169-02-3050

9 139100-01-02A EA GARNISH/RADIUS - ENTRY DOOR - BLACK  
 10 139101-01-02A EA GARNISH/STRAIGHT - ENTRY DOOR - BLACK  
 11\* 143709-02-01A EA STEP - ELECTRIC - TRIPLE - BLACK  
 12 133114-06-01A EA TREAD - STEP/RUBBER - W/LIP - 29.3" X 9.8" - TAUPE  
 13 161136-06-AA1 EA DOOR/VALANCE - W/O PADDLE LATCH/HDW - 29.3"W X 32.2"H - BLACK  
 132873-J4-000 EA ROD - LATCH - 8.7" W/3/4" DOG LEG  
 135624-C7-01B EA ROD - LATCH  
 142569-21-000 EA SPRING/GAS - 60 LB - 20" EXTENDED/12" COMPRESSED  
 126263-02-02B EA BRACKET - GAS SPRING W/BALL STUD - E-COATED  
 130053-01-01A EA STRIKER - LUGGAGE DOOR - FLUSH - BLACK  
 143793-01-01A EA SHIM - STRIKER - LUGGAGE - 3/64" - BLACK  
 099418-01-000 FT SEAL - D-SECTION/ADHESIVE BACK - .44" X .44" - BLK RUBBER  
 132892-08-01A FT SEAL - BULB/SINGLE - W/U CHANNEL - 1" X .8" - BLACK  
 14 161136-07-AA1 EA DOOR/VALANCE - W/O PADDLE LATCH/HDW - 48.6"W X 32.2"H - BLACK  
 132873-J5-000 EA ROD - LATCH - 18.3" W/3/4" DOG LEG  
 135624-C8-01B EA ROD - LATCH  
 142569-21-000 EA SPRING/GAS - 60 LB - 20" EXTENDED/12" COMPRESSED  
 126263-02-02B EA BRACKET - GAS SPRING W/BALL STUD - E-COATED  
 130053-01-01A EA STRIKER - LUGGAGE DOOR - FLUSH - BLACK  
 143793-01-01A EA SHIM - STRIKER - LUGGAGE - 3/64" - BLACK  
 099418-01-000 FT SEAL - D-SECTION/ADHESIVE BACK - .44" X .44" - BLK RUBBER  
 132892-08-01A FT SEAL - BULB/SINGLE - W/U CHANNEL - 1" X .8" - BLACK  
 15 161136-10-AA1 EA DOOR/VALANCE - W/O PADDLE LATCH/HDW - 29.3"W X 32.2"H  
 132873-J4-000 EA ROD - LATCH - 8.7" W/3/4" DOG LEG  
 135624-C7-01B EA ROD - LATCH  
 142569-21-000 EA SPRING/GAS - 60 LB - 20" EXTENDED/12" COMPRESSED  
 126263-02-02B EA BRACKET - GAS SPRING W/BALL STUD - E-COATED  
 130053-01-01A EA STRIKER - LUGGAGE DOOR - FLUSH - BLACK  
 143793-01-01A EA SHIM - STRIKER - LUGGAGE - 3/64" - BLACK  
 099418-01-000 FT SEAL - D-SECTION/ADHESIVE BACK - .44" X .44" - BLK RUBBER  
 132892-08-01A FT SEAL - BULB/SINGLE - W/U CHANNEL - 1" X .8" - BLACK

**EXTERIOR DOORS & COMPARTMENTS GROUP (CONTINUED)**  
**DOOR & COMPARTMENT LAYOUT (CONTINUED)**



KEY	PART NUMBER	U/M	DESCRIPTION
16	137395-01-01A	EA	DOOR - REFRIGERATOR VENT - 21.5" X 13.8" - BRIGHT WHITE
17	161136-09-AA1	EA	DOOR/VALANCE - W/O PADDLE LATCH/HDW - 48.6"W X 32.2"H - BLACK
	132873-J5-000	EA	ROD - LATCH - 18.3" W/3/4" DOG LEG
	135624-C8-01B	EA	ROD - LATCH
	142569-21-000	EA	SPRING/GAS - 60 LB - 20" EXTENDED/12" COMPRESSED
	126263-02-02B	EA	BRACKET - GAS SPRING W/BALL STUD - E-COATED
	130053-01-01A	EA	STRIKER - LUGGAGE DOOR - FLUSH - BLACK
	143793-01-01A	EA	SHIM - STRIKER - LUGGAGE - 3/64" - BLACK
	099418-01-000	FT	SEAL - D-SECTION/ADHESIVE BACK - .44" X .44" - BLK RUBBER
	132892-08-01A	FT	SEAL - BULB/SINGLE - W/U CHANNEL - 1" X .8" - BLACK
18	160944-03-WD3	EA	PANEL/WHEEL LIP - PASSENGER/REAR - BLACK
	139793-03-01A	EA	HINGE - CENTER/VALANCE DOOR - W/O BALL STUD
19	113904-13-02B	EA	ANGLE - ATTACHMENT/WHEEL LIP - 15.7" - E-COAT
20	160939-07-AA1	EA	DOOR/VALANCE - W/O PADDLE LATCH/HDW - 33.5" X 23.9" - BLACK
	151390-03-01B	EA	ROD - LATCH - 11.1" W/3/4" DOG LEG
	137228-14-02B	EA	HINGE - PIANO - COMPARTMENT DOOR - 21" - E-COATED
	149359-01-01A	EA	LATCH - SINGLE ROTOR
	132892-08-01A	FT	SEAL - BULB/SINGLE - W/U CHANNEL - 1" X .8" - BLACK
21	161136-08-AA1	EA	DOOR/VALANCE - W/LOUVER - W/O HDW - 57.6"WX32.2"HX27.3"H - BLACK
22	140309-03-02B	EA	ANGLE - FURNACE DOOR - E-COATED

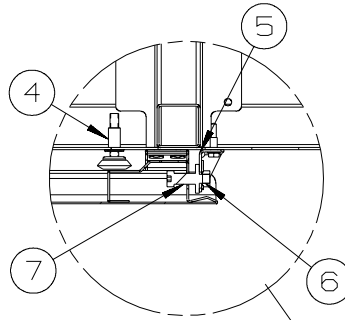
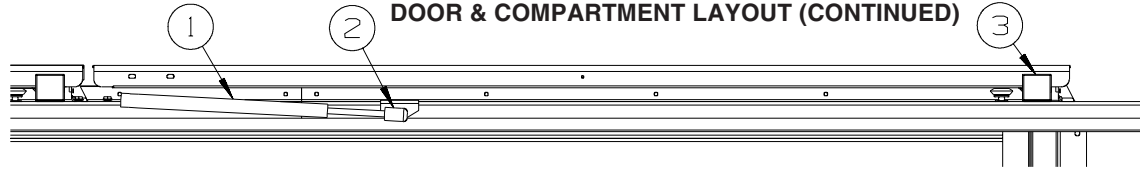
**EXTERIOR DOORS & COMPARTMENTS GROUP (CONTINUED)**  
**DOOR & COMPARTMENT LAYOUT (CONTINUED)**

<b>KEY</b>	<b>PART NUMBER</b>	<b>U/M</b>	<b>DESCRIPTION</b>
23	161136-11-AA1	EA	DOOR/VALANCE - W/GRILLE - W/O HDW - 48.6"WX32.2"HX27.3"H
24	163769-03-02A	EA	PANEL/TRIM - DIFFUSER - ALUMINUM/BLACK
25	161136-01-AA1	EA	DOOR/VALANCE - W/O PADDLE LATCH/HDW - 42.9"W X 32.2"H - BLACK
	132873-J6-000	EA	ROD - LATCH - 15.3" W/3/4" DOG LEG
	135624-C9-01B	EA	ROD - LATCH
	142569-21-000	EA	SPRING/GAS - 60 LB - 20" EXTENDED/12" COMPRESSED
	126263-02-02B	EA	BRACKET - GAS SPRING W/BALL STUD - E-COATED
	130053-01-01A	EA	STRIKER - LUGGAGE DOOR - FLUSH - BLACK
	143793-01-01A	EA	SHIM - STRIKER - LUGGAGE - 3/64" - BLACK
	099418-01-000	FT	SEAL - D-SECTION/ADHESIVE BACK - .44" X .44" - BLK RUBBER
	107721-07-000	FT	SEAL - ACCESS DOOR - .9"WIDE X 1.1"HIGH
26	160944-04-WD3	EA	PANEL/WHEEL LIP - DRIVER/REAR - BLACK
	139793-03-01A	EA	HINGE - CENTER/VALANCE DOOR - W/O BALL STUD
27*	142226-02-01A	EA	HATCH - POWER
28	162732-01-AA1	EA	VALANCE/PANEL - W/O HDW - 31.8"W X 32.4"H - BLACK
29	161442-03-AA1	EA	PANEL/VALANCE - W/MOUNT CHANNEL - 3.2" X 50.9" - BLACK
30	160939-05-AA1	EA	DOOR/VALANCE - W/O PADDLE LATCH/HDW - 50.9" X 28.7" - BLACK
	151390-04-01B	EA	ROD - LATCH - 10.5" W/3/4" DOG LEG
	137228-04-02B	EA	HINGE - PIANO - COMPARTMENT DOOR - 27" - E-COATED
	149359-04-01A	EA	LATCH - SINGLE ROTOR - MINI/LEFT HAND - ZINC
	132892-08-01A	FT	SEAL - BULB/SINGLE - W/U CHANNEL - 1" X .8" - BLACK
31	159557-05-AA1	EA	PANEL/VALANCE - W/MOUNT CHANNEL - 3.2" X 50.9" - BLACK
32	160154-01-01A	EA	HATCH - F/POWER CORD - W/BASE/COVER - BLACK
33	160988-02-AA1	EA	PANEL/VALANCE - W/O HDW - 9.4"W X 15.9"H - BLACK
34	123512-06-02B	EA	BRACKET - DOOR/VALANCE - E-COATED
35	160260-02-WD3	EA	PANEL/DOOR - FUEL FILL - W/O LOCK - BLACK
	138290-01-000	EA	CASE - W/CAM - W/O CYLINDER/KEY
	153306-02-01A	EA	HINGE - PIANO - 1 1/2" X 3.9" - UNPAINTED
	139793-03-01A	EA	HINGE - CENTER/VALANCE DOOR - W/O BALL STUD
36	160944-02-WD3	EA	PANEL/WHEEL LIP - DRIVER/FRONT - BLACK
37	161136-02-AA1	EA	DOOR/VALANCE - W/O PADDLE LATCH/HDW - 33.1"WX28.6"HX30.9"H - BLACK
	132873-J3-000	EA	ROD - LATCH - 10.5" W/3/4" DOG LEG
	135624-D0-01B	EA	ROD - LATCH
	142569-27-000	EA	SPRING/GAS - 112 LB - 17" EXTENDED/11" COMPRESSED
	126263-02-02B	EA	BRACKET - GAS SPRING W/BALL STUD - E-COATED
	130053-01-01A	EA	STRIKER - LUGGAGE DOOR - FLUSH - BLACK
	143793-01-01A	EA	SHIM - STRIKER - LUGGAGE - 3/64" - BLACK
	099418-01-000	FT	SEAL - D-SECTION/ADHESIVE BACK - .44" X .44" - BLK RUBBER
	132892-08-01A	FT	SEAL - BULB/SINGLE - W/U CHANNEL - 1" X .8" - BLACK
38	131383-03-02A	EA	BRACKET - SHOWER HEAD - WHITE
39	159762-08-01A	EA	COMPARTMENT - LUGGAGE
	159762-01-01A	EA	COMPARTMENT - LUGGAGE
40	164972-02-01A	EA	COMPARTMENT - LUGGAGE
41	160895-02-01A	EA	COMPARTMENT - LUGGAGE
	160895-01-01A	EA	COMPARTMENT - LUGGAGE
42	164972-03-01A	EA	COMPARTMENT - LUGGAGE
43	160895-03-01A	EA	COMPARTMENT - LUGGAGE
	160895-01-01A	EA	COMPARTMENT - LUGGAGE

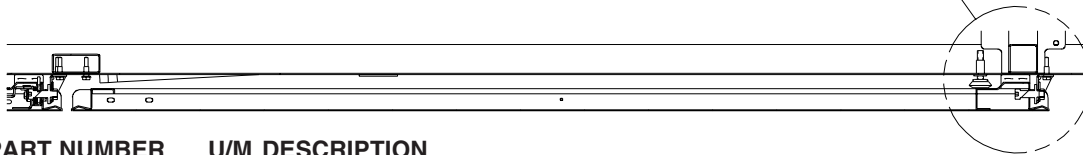
**COMPONENT PARTS LISTED LATER IN THIS GROUP**

# EXTERIOR DOORS & COMPARTMENTS GROUP (CONTINUED)

## DOOR & COMPARTMENT LAYOUT (CONTINUED)



## DOOR & COMPARTMENT SECTIONS

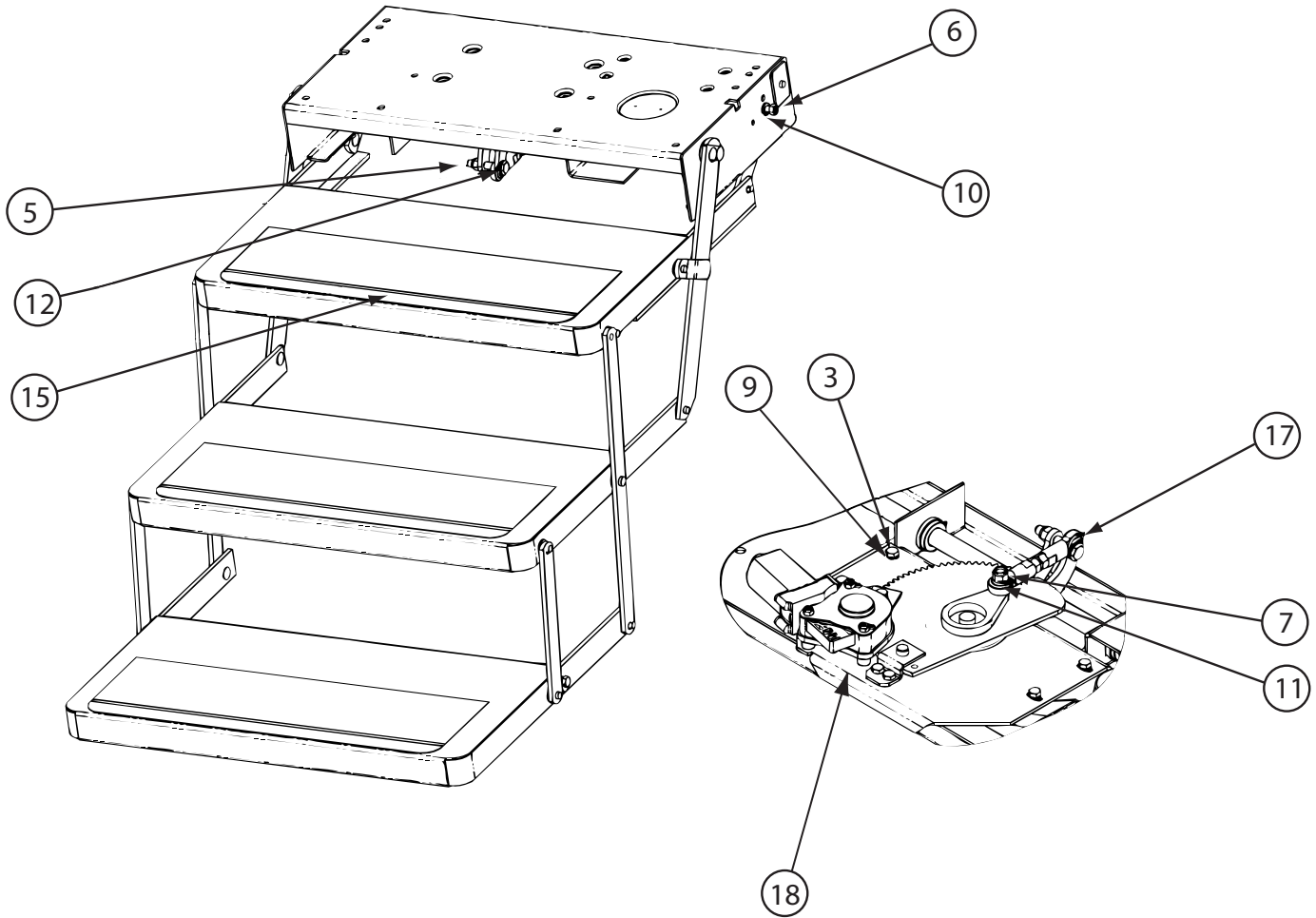


KEY	PART NUMBER	U/M	DESCRIPTION
1	142569-06-000	EA	SPRING/GAS - 25 LB - 14.8" EXTENDED/8.9" COMPRESSED
2	126263-02-02B	EA	BRACKET - GAS SPRING W/BALL STUD - E-COATED
3	149558-01-01A	EA	SUPPORT-VALANCE DOOR,LWR,BLK
4	058786-01-000	EA	BOLT - HOOD ADJUSTMENT - 5/16"-18 X 1.5"-2"- W/BLACK PAD
5	149356-02-02B	EA	MOUNTING - F/STRIKER BOLT - E-COATED
6	149357-02-02B	EA	PLATE ASSEMBLY - F/STRIKER BOLT - E-COATED
7	149358-01-01A	EA	BOLT - STRIKER - .375"DIAMETER

**EXTERIOR DOORS & COMPARTMENTS GROUP (CONTINUED)**  
**COMPONENT PARTS FOR DOOR & COMPARTMENT LAYOUT**

142226-02-01A

KEY	PART NUMBER	U/M	DESCRIPTION	VENDOR NO
	142226-02-700	EA	TAB/LOCKING - ESCAPE (RED)	9667709

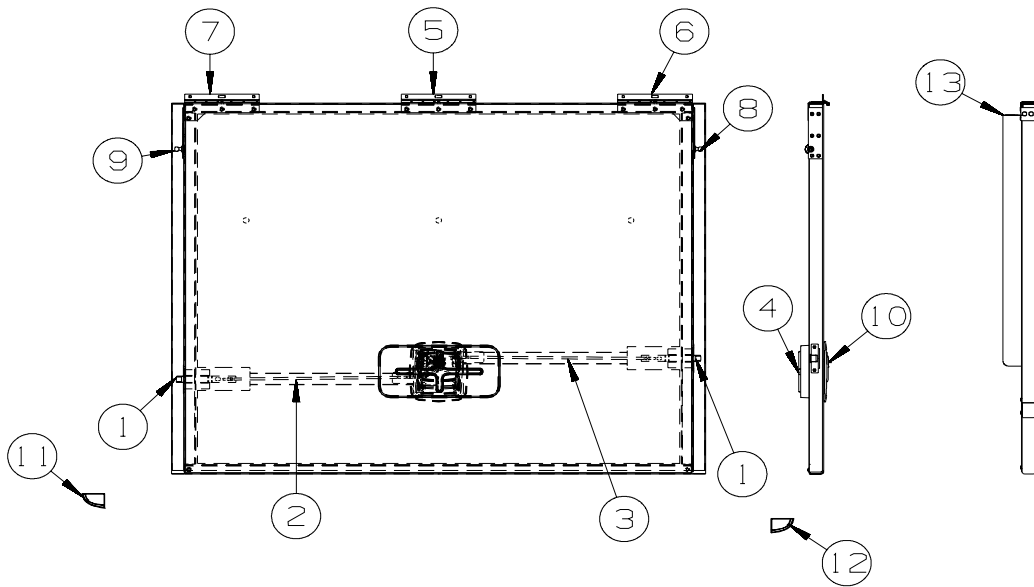


143709-02-01A

KEY	PART NUMBER	U/M	DESCRIPTION	VENDOR NO.
15	143709-01-702	EA	TREAD/NON-SKID 6" X 21" BLK	1915260
17	143709-02-700	EA	LINK/ASSEMBLY 24/25 SERIES	3380050
18	143709-02-701	EA	MOTOR ASM W/TABLE 24/25 STEP	3392152
18	143709-02-702	EA	MOTOR "AM 214" F/IMGL TRIPLE	1820124
	088746-01-705	EA	LIGHT-UNDER STEP	9004
	094707-03-701	EA	PLUG - 4-WAY - PACKARD	909306
	094707-04-700	EA	CONTROL UNIT W/OVERRIDE	909510000
	094707-04-711	EA	KWIKTEST - W/4-WAY PIGTAIL	909518000
	143709-01-700	EA	CAM STOP	1102200
	143709-01-701	EA	BUMPER - BLACK (RUBBER STOP)	1602000
	143709-01-703	EA	FRAME ONLY PAINTED BLACK 25	908025000
			CONTACT WINNEBAGO PART SALES FOR UNLISTED COMPONENT(S)	

# EXTERIOR DOORS & COMPARTMENTS GROUP (CONTINUED)

## COMPARTMENT DOOR PIECE PARTS

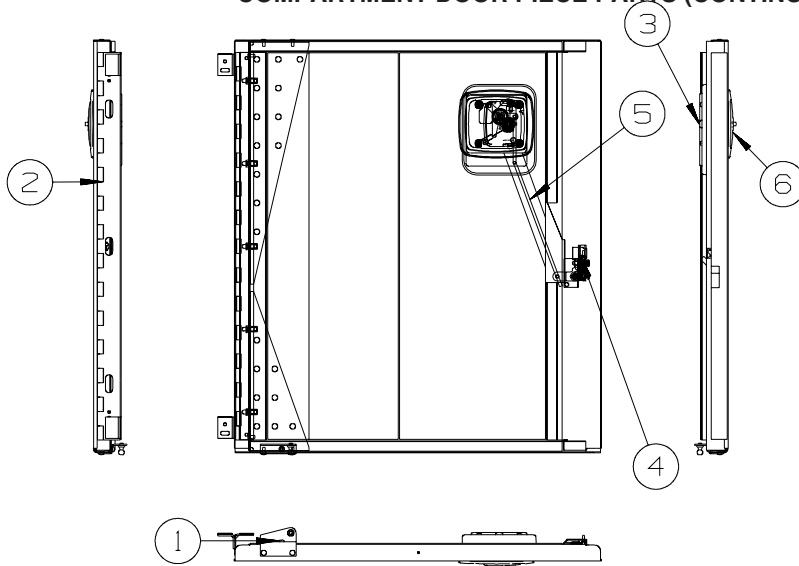


**161136  
STORAGE  
DOOR**

KEY	PART NUMBER	U/M	DESCRIPTION
1	121947-01-01A	EA	BOLT - SLIDE/LATCH - W/PLASTIC PLUNGER
2	132873-01-000	EA	ROD - LATCH (BLANK) - 37.3"
3	135624-71-01B	EA	ROD - LATCH (BLANK) - 37.3"
4	137359-01-01A	EA	COVER - LATCH - WHITE
4	137359-02-01A	EA	COVER - LATCH - BRIGHT WHITE
5	139793-03-01A	EA	HINGE - CENTER/VALANCE DOOR - W/O BALL STUD
6	139793-04-01A	EA	HINGE - VALANCE DOOR - W/O BALL STUD
6	139793-01-01A	EA	HINGE - VALANCE DOOR - W/BALL STUD
7	139793-05-01A	EA	HINGE - VALANCE DOOR - W/O BALL STUD
7	139793-02-01A	EA	HINGE - VALANCE DOOR - W/BALL STUD
8	147513-01-01A	EA	BALL STUD
9	147513-02-01A	EA	BALL STUD
10	154900-01-01A	EA	LATCH/PADDLE - LOCKING - COMPT DOOR - KEY ONE - BLACK
10	154900-01-02A	EA	LATCH/PADDLE - LOCKING - COMPT DOOR - KEY ONE - WHITE
10	154900-02-01A	EA	LATCH/PADDLE - NON LOCKING - COMPT DOOR - BLACK
11	138643-02-01A	EA	CORNER-VAL DOOR,REAR,LH,BLK
12	138643-01-01A	EA	CORNER-VAL DOOR,REAR,RH,BLK
13	145993-01-000	FT	SEAL - "D SECTION" W/ADHESIVE BACK



**EXTERIOR DOORS & COMPARTMENTS GROUP (CONTINUED)**  
**COMPARTMENT DOOR PIECE PARTS (CONTINUED)**

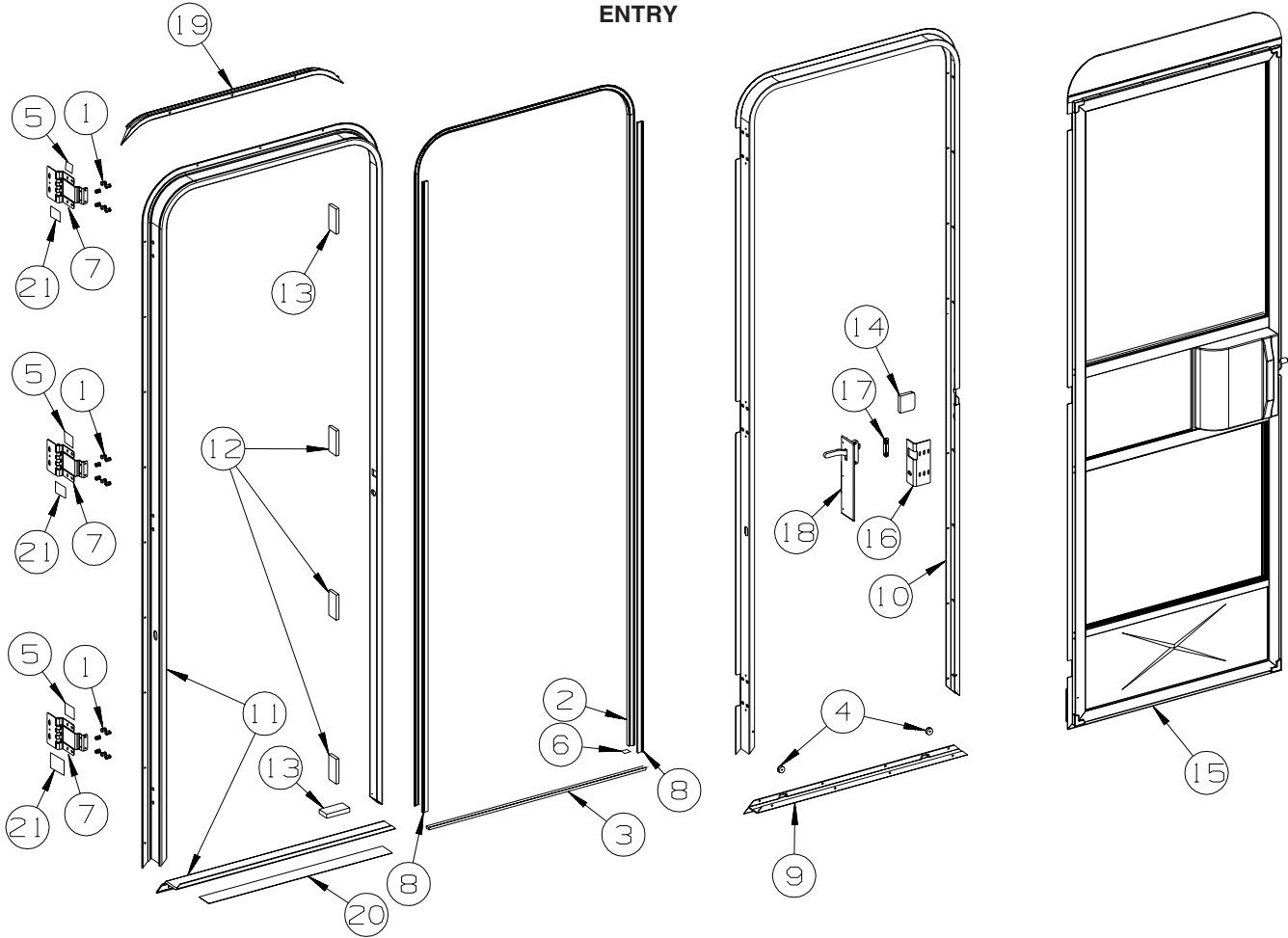


**160939  
 STORAGE  
 DOOR**

KEY	PART NUMBER	U/M	DESCRIPTION
1	168513-01-02B	EA	BRACKET - GAS SPRING/RH - E-COATED
2	137228-04-02B	EA	HINGE - PIANO - COMPARTMENT DOOR - 27" - E-COATED
2	137228-08-02B	EA	HINGE - PIANO - COMPARTMENT DOOR - 27" - E-COATED
2	137228-09-02B	EA	HINGE - PIANO - COMPARTMENT DOOR - 27" - E-COATED
2	137228-14-02B	EA	HINGE - PIANO - COMPARTMENT DOOR - 21" - E-COATED
2	137228-21-02B	EA	HINGE - PIANO - COMPARTMENT DOOR - 27" - E-COATED
3	137359-02-01A	EA	COVER - LATCH - BRIGHT WHITE
4	149359-01-01A	EA	LATCH - SINGLE ROTOR
4	149359-04-01A	EA	LATCH - SINGLE ROTOR - MINI/LEFT HAND - ZINC
4	149359-07-01A	EA	LATCH - SINGLE ROTOR - MINI/RIGHT HAND
4	149359-08-01A	EA	LATCH - SINGLE ROTOR - MINI/LEFT HAND
5	132873-01-000	EA	ROD - LATCH (BLANK) - 37.3"
6	154900-03-01A	EA	LATCH/PADDLE - LOCKING - COMPT DOOR - KEY ONE - BLACK
6	154900-03-02A	EA	LATCH/PADDLE - LOCKING - COMPT DOOR - KEY ONE - WHITE
6	154900-04-01A	EA	LATCH/PADDLE - NON LOCKING - COMPT DOOR - BLACK

# EXTERIOR DOORS & COMPARTMENTS GROUP (CONTINUED)

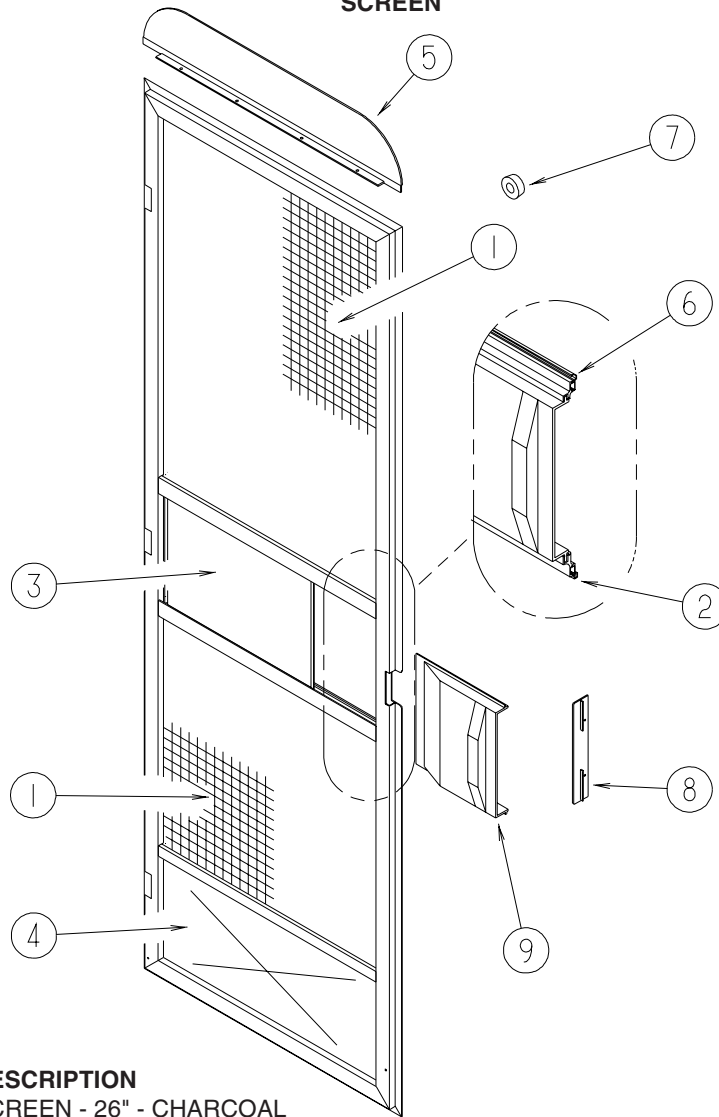
## ENTRY



KEY	PART NUMBER	U/M	DESCRIPTION
1	039715-01-000	EA	NUT-SERT - 1/4" DIAMETER - 20 THREADS
2	075671-04-000	FT	SEAL - SPONGE - LAZY T - W/ADHESIVE STRIP - .5" WIDE
3	075673-05-000	FT	SEAL/PILE - .5" HIGH W/ADHESIVE BACK - BLACK
4	081914-02-000	EA	BUMPER - RUBBER - ROUND - 5/16" DIA. X 13/64" THICK
5	100128-02-000	FT	SEAL - FOAM/ADHESIVE BACK - .37" WIDE X .37" THICK
6	104692-01-000	FT	SEAL - ADHESIVE BACKED FOAM - 3/4" THICK X 3/4" WIDE X 25'
7	106719-01-05A	EA	HINGE - ENTRY DOOR - BRIGHT WHITE
7	106719-01-08A	EA	HINGE - ENTRY DOOR - BLACK
8	118929-01-01A	FT	SEAL - PILE - PUSH ON
9	121893-03-02A	EA	FRAME - ENTRY DOOR/LOWER - BRIGHT WHITE
9	121893-03-03A	EA	FRAME - ENTRY DOOR/LOWER - BLACK
10	121894-27-01A	EA	FRAME - ENTRY DOOR - BRIGHT WHITE
10	121894-27-02A	EA	FRAME - ENTRY DOOR - BLACK
11	121898-14-01A	EA	JAMB - DOOR/ENTRANCE - BRIGHT WHITE
11	121898-14-02A	EA	JAMB - DOOR/ENTRANCE - BLACK
12	125724-01-000	EA	SHIM - DOOR, ENTRANCE
13	125724-02-000	EA	SHIM - DOOR, ENTRANCE
14	130096-05-000	EA	FOAM - SCREEN DOOR, RETAINER
15	P32208-02-L32	EA	DOOR - SCREEN - W/O HARDWARE - BRIGHT WHITE
15	P32208-02-S64	EA	DOOR - SCREEN - W/O HARDWARE - BLACK
16	137401-01-03B	EA	BRACKET - DOOR ANGLE - OFF WHITE
17	148364-01-12B	EA	STRIKE - SCREEN DOOR - BRIGHT WHITE
17	148364-01-04B	EA	STRIKE - SCREEN DOOR - BLACK
18	132915-01-01A	EA	LATCH - SCREEN DOOR - BLACK
19	139054-19-01A	EA	CAP - DRIP - JAMB MOUNTED - BRIGHT WHITE
19	139054-19-02A	EA	CAP - DRIP - JAMB MOUNTED - BLACK
20	038327-01-000	EA	TAPE - ANTI-SLIP - 2" X 60'
21	154585-01-01A	FT	SEAL - FOAM TAPE - ADHESIVE BACK - 3/8" X 3/8" - BLACK

# EXTERIOR DOORS & COMPARTMENTS GROUP (CONTINUED)

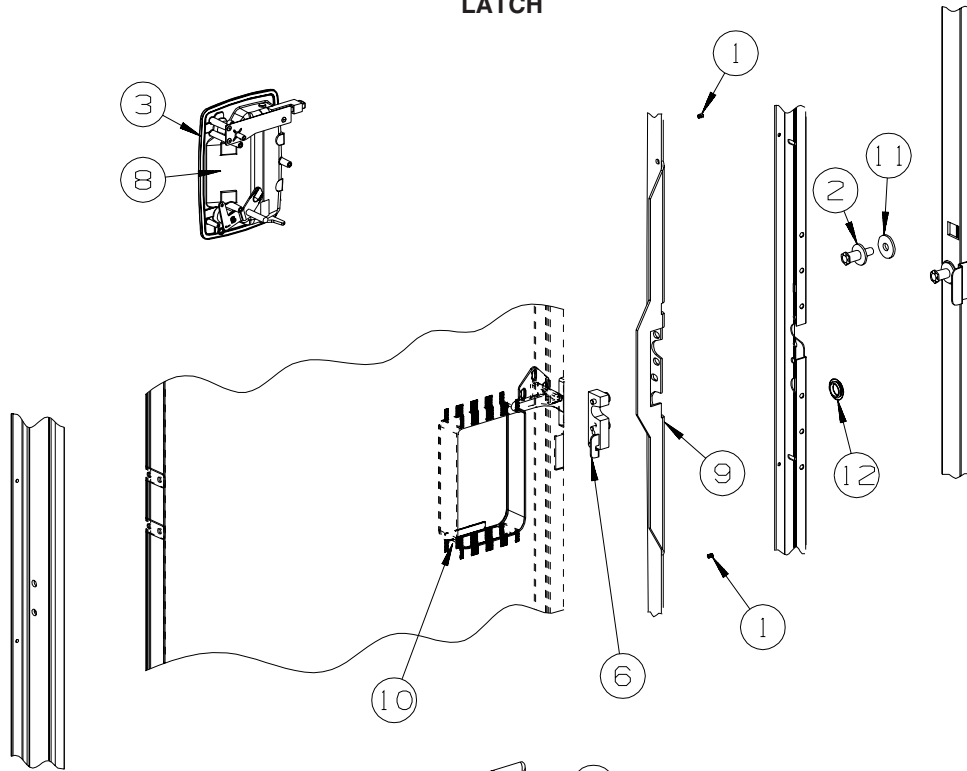
## SCREEN



KEY	PART NUMBER	U/M	DESCRIPTION
1	002293-02-000	SF	SCREEN - 26" - CHARCOAL
2	002294-01-000	FT	SPLINE - SCREENING - .13" X .14"
3	016454-18-000	EA	INSERT/CENTER - SCREEN DOOR
4	078552-09-000	EA	INSERT - SCREEN DOOR - LOWER
5	078595-03-000	EA	PLATE - SCREEN DOOR
6	078777-08-000	FT	CHANNEL - SLIDER - 4 FOOT INCREMENTS
7	120863-09-000	EA	BUMPER - RUBBER/RADIUS TOP - 3/4" X 3/8" - LT GRAY
8	132081-01-01A	EA	STRIKE - SLIDER - SCREEN DOOR - BRIGHT WHITE
8	132081-01-03A	EA	STRIKE - SLIDER - SCREEN DOOR - BLACK
9	132082-01-01A	EA	SLIDER - SCREEN DOOR - BRIGHT WHITE
9	132082-01-03A	EA	SLIDER - SCREEN DOOR - BLACK

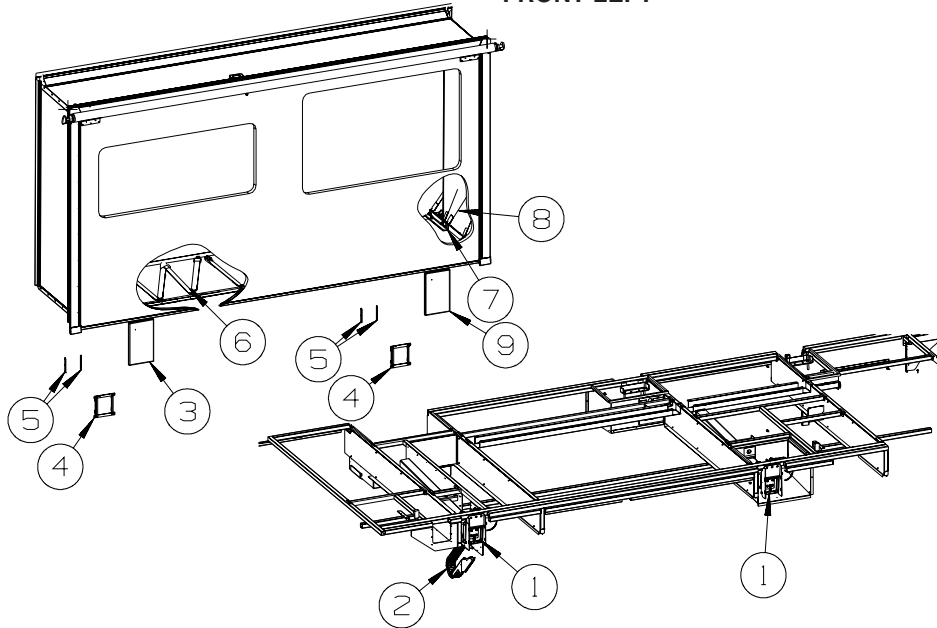
# EXTERIOR DOORS & COMPARTMENTS GROUP (CONTINUED)

## LATCH



KEY	PART NUMBER	U/M	DESCRIPTION
1	072893-04-000	EA	NUTSERT - 10-32
2	092927-20-000	EA	STRIKER - BOLT
3	112782-04-01A	EA	GASKET
4	112782-05-01A	EA	CAP - VINYL - RED
5	112782-08-01A	EA	SCREW - MOUNTING/PLATE - ZINC
6	112782-22-01A	EA	LATCH - SINGLE ROTOR
7	112782-27-01A	EA	LATCH - INTERIOR PLATE - WHITE
8	112782-20-01A	EA	LATCH - EXTERIOR - W/O LOCK CYLINDER W/ICON-REVERSIBLE KEY
9	132207-01-02B	EA	STIFFENER/DOOR - FORMED - E-COATED
10	137230-01-01A	EA	SPACER - NOTCHED, MILL
11	147900-01-01A	EA	SPACER - STRIKE BOLT, MILL
12	061420-14-000	EA	PLUG/PLASTIC - 7/8" DIAMETER - BLACK

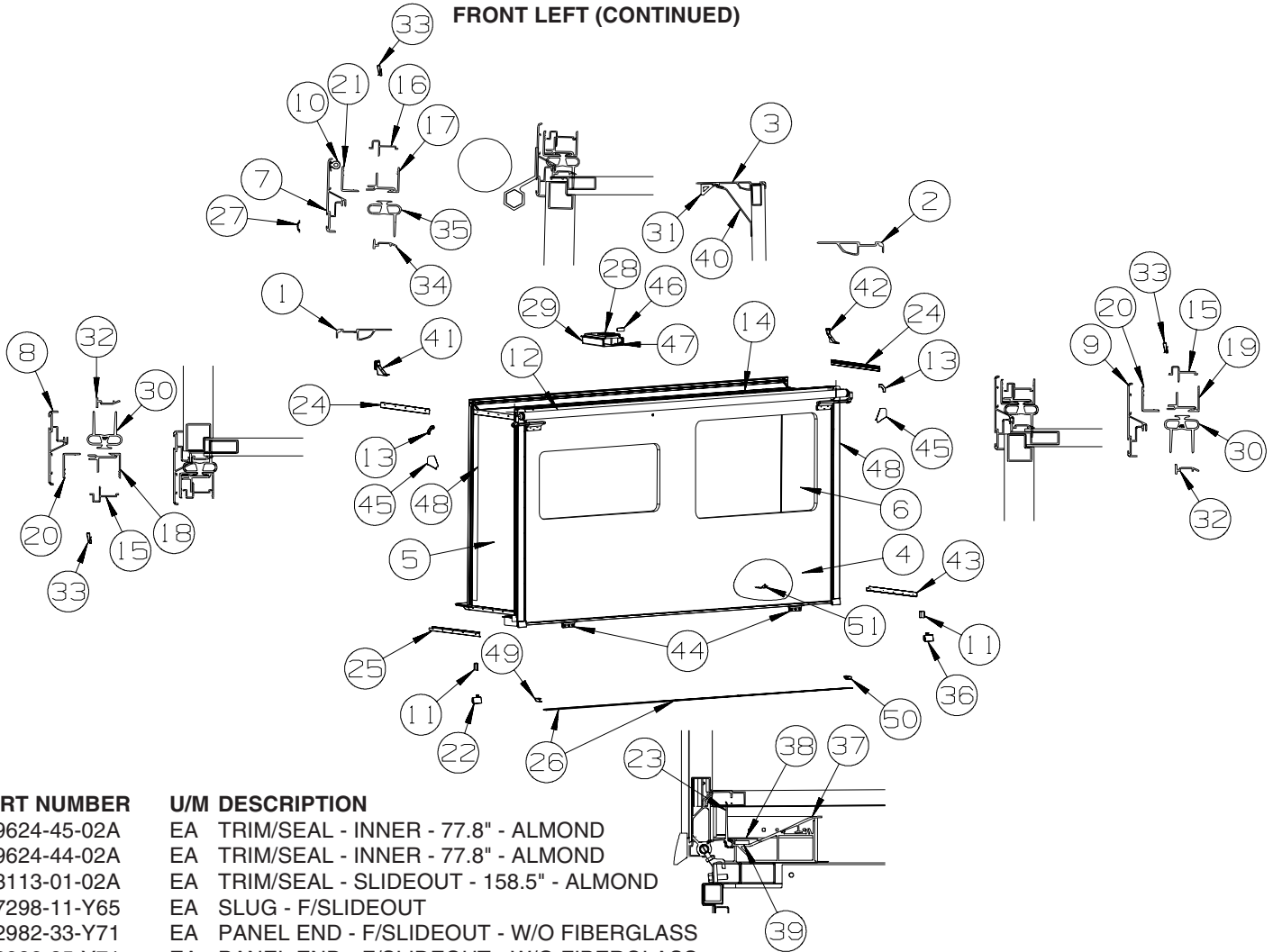
## EXTERIOR SLIDEOUT GROUP FRONT LEFT



KEY	PART NUMBER	U/M	DESCRIPTION
1*	161298-01-000	EA	SLIDEOUT - ELECTRIC 30" - RIGHT HAND
2	143541-04-01A	EA	CARRIER/WIRING - F/SLIDEOUT ROOM
3	138077-31-AA1	EA	COVER/RAM - 9.4" X 15.9" - W/TUBE - BLACK
3	138077-31-W66	EA	COVER/RAM - 9.4" X 15.9" - W/TUBE - BRIGHT WHITE
4	161304-02-02B	EA	BRACKET - RAM COVER - E-COATED
5	136995-08-02B	EA	PLATE W/BOLTS - 5.3" X 3/4" W/1/4" X 1" BOLTS
6	160167-01-01A	EA	SEAT BELT - 2" X 102" - BLACK
7	151078-01-02B	EA	BRACKET - MOUNTING - SEATBELT - E-COATED
8	160167-02-01A	EA	SEAT BELT - 2" X 90" - BLACK
9	138077-32-UN4	EA	COVER/RAM - 9.4" X 12.2" - W/TUBE - BLACK
9	138077-32-W66	EA	COVER/RAM - 9.4" X 12.2" - W/TUBE - BRIGHT WHITE
	138077-05-10A	EA	COVER/RAM - 9.4" X 12.2" - W/O TUBE - BLACK
	138077-05-01A	EA	COVER/RAM - 9.4" X 12.2" - W/O TUBE - BRIGHT WHITE

\*COMPONENT PARTS LISTED LATER IN THIS GROUP

**EXTERIOR SLIDEOUT GROUP (CONTINUED)**  
**FRONT LEFT (CONTINUED)**



KEY	PART NUMBER	U/M	DESCRIPTION
1	139624-45-02A	EA	TRIM/SEAL - INNER - 77.8" - ALMOND
2	139624-44-02A	EA	TRIM/SEAL - INNER - 77.8" - ALMOND
3	153113-01-02A	EA	TRIM/SEAL - SLIDEOUT - 158.5" - ALMOND
4	167298-11-Y65	EA	SLUG - F/SLIDEOUT
5	162982-33-Y71	EA	PANEL END - F/SLIDEOUT - W/O FIBERGLASS
6	162982-35-Y71	EA	PANEL END - F/SLIDEOUT - W/O FIBERGLASS
7	162052-08-02A	EA	TRIM/SEAL - W/MITERED ENDS - 156.5" - BLACK
8	162052-28-02A	EA	TRIM/SEAL - W/MITERED ENDS - 80.4" - BLACK
9	162052-29-02A	EA	TRIM/SEAL - W/MITERED ENDS - 80.4" - BLACK
10	158297-01-000	FT	SEAL - D-SECTION/BULB/TEE - ADHESIVE BACK - BLACK
11	156480-01-01A	EA	SEAL/BLOCK - SLIDEOUT - 2.6"W X 1.6"H X 1.6"D - BLACK
12			SLIDEOUT AWNING

**ORDER AWNINGS & REPAIR PARTS FROM DOMETIC AT #800-366-3842 OR  
 CAREFREE AT #800-621-2617 OR ONLINE AT WWW.E-CAREFREE.COM.**

**THE AWNING INFORMATION YOU WILL NEED IS LOCATED ON THE MOTOR HOME NEAR THE TOP  
 OF THE AWNING RAIL.**

13	160421-01-01A	EA	CORNER TRIM/SLIDEOUT - 3.1" X 3.1" - BLACK
14	161277-04-Y71	EA	ROOF - F/SLIDEOUT
15	142718-38-01A	EA	RETAINER - SIDEWALL/SLIDEOUT - 79"
16	142718-09-01A	EA	RETAINER - SIDEWALL/SLIDEOUT - 157.6"
17	151761-04-02A	EA	TRIM - SIDEWALL/SLIDEOUT/TOP - 159.5" - ALMOND
18	151760-10-02A	EA	TRIM - SIDEWALL/SLIDEOUT - 80.6" - ALMOND
19	151760-11-02A	EA	TRIM - SIDEWALL/SLIDEOUT - 80.6" - ALMOND
20	136824-49-02A	EA	TRIM - SIDEWALL/SLIDEOUT - 80.9" - BLACK
21	136824-11-02A	EA	TRIM - SIDEWALL/SLIDEOUT - 159.8" - BLACK
22	148593-03-02A	EA	CAP - F/SLIDEOUT TRIM - BLACK
23	152446-02-000	FT	SEAL - SLIDEOUT/FLOOR - W/BULB
24	158375-01-02A	EA	TRIM - FEATURE STRIP - 29.6" - BLACK
25	163021-07-02A	EA	TRIM - FEATURE - LOWER - 30.9" - BLACK
26	152641-01-000	EA	SKID/GLIDE - SLIDEOUT ROOM - 1/4"X2"X95.5" - POLYETHYLENE
27	105312-01-13A	FT	INSERT - FEATURE STRIP - VINYL - BLACK
28*	153651-04-01A	EA	LOCK/LATCH - TRAVEL/SLIDEOUT - W/MOTOR - LEFT HAND - BLACK
29	155194-02-01A	EA	COVER - LATCH/TRAVEL- PLASTIC - BLACK

**EXTERIOR SLIDEOUT GROUP (CONTINUED)**  
**FRONT LEFT (CONTINUED)**

<b>KEY</b>	<b>PART NUMBER</b>	<b>U/M</b>	<b>DESCRIPTION</b>
30	153161-01-01A	FT	SEAL - SLIDEOUT - DOUBLE WIPE LIP - BLACK
31	146056-01-000	FT	SEAL - TRIANGLE - W/PSA
32	146606-66-02A	EA	TRIM/RETAINER - 75.8" - BLACK
33	142549-01-000	EA	CLIP - "S" TYPE
34	168732-01-02A	EA	TRIM/RETAINER - 153.5" - BLACK
35	136978-02-01A	FT	SEAL - SLIDEOUT/TOP - SINGLE WIPE LIP - BLACK
36	148593-04-02A	EA	CAP - F/SLIDEOUT TRIM - BLACK
37	153106-17-01A	EA	COVER - RAMP/FLOOR - VINYL/CARPET - 3.2" X 157" - BRT WHT
38	160824-18-01A	EA	SPACER - RAMP - SLIDEOUT FLOOR - 154.5" - MILL
39	156475-01-000	EA	FILTER/FOAM - DRAIN HOLE COVER/SEAL - 60PPI - 1/4"X1"X3"
40	153114-01-02A	EA	TRIM/RETAINER - 154.1" - BLACK
41	153115-01-01A	EA	COVER - TRIM - SLIDEOUT - INNER/TOP/RH - BLACK
42	153115-02-01A	EA	COVER - TRIM - SLIDEOUT - INNER/TOP/LH - BLACK
43	163021-08-02A	EA	TRIM - FEATURE - LOWER - 30.9" - BLACK
44	153104-01-01A	EA	BRACKET/MOUNT - 1.7" X 3.2" X 5.9"
45	156151-01-01A	EA	PROTECTOR - CORNER - SLIDEOUT - BLACK
46	156015-01-01A	EA	TAPE/PROTECTION - .06" X 1.25" X 3.5" - W/PSA - NATURAL WHT
47	155262-01-01A	EA	TUBE/DRAIN - LATCH/TRAVEL/ROOF - BLACK
48	093681-39-01A	FT	FILM - 3.1" - FLAT BLACK
49	165178-01-01A	EA	CAP - FLOOR TUBE/SLIDEOUT/RH - BLACK
50	165178-02-01A	EA	CAP - FLOOR TUBE/SLIDEOUT/LH - BLACK
51	154093-02-01B	EA	BRACKET/HOLD DOWN - CHAIR - W/NUT-SERT - MILL FINISH

**\*COMPONENT PARTS LISTED LATER IN THIS GROUP**

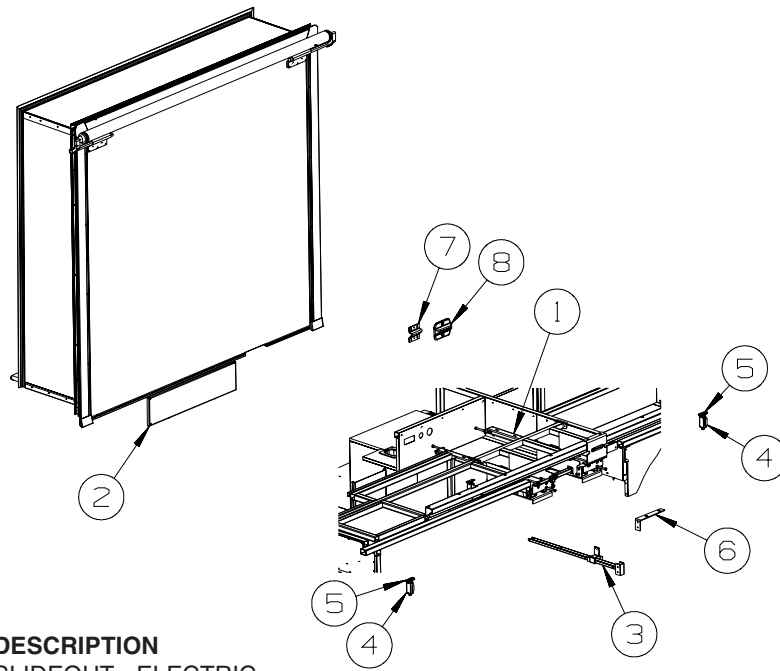
**COMPONENT PARTS FOR FRONT LEFT**

**153651-04-01A**

<b>KEY</b>	<b>PART NUMBER</b>	<b>U/M</b>	<b>DESCRIPTION</b>	<b>VENDOR NO.</b>
	153651-01-701	EA	LIMIT SWITCH	1812996
	153651-02-700	EA	MOTOR "R" - F/LH TRAVEL LOCK	1820131
	153651-02-701	EA	BRACKET/MOUNTING - MOTOR	1102223
	153651-04-700	EA	COVER/BOOT - SEAL	1612012
	153651-04-701	EA	BEZEL F/MAIN HOUSING	1612567



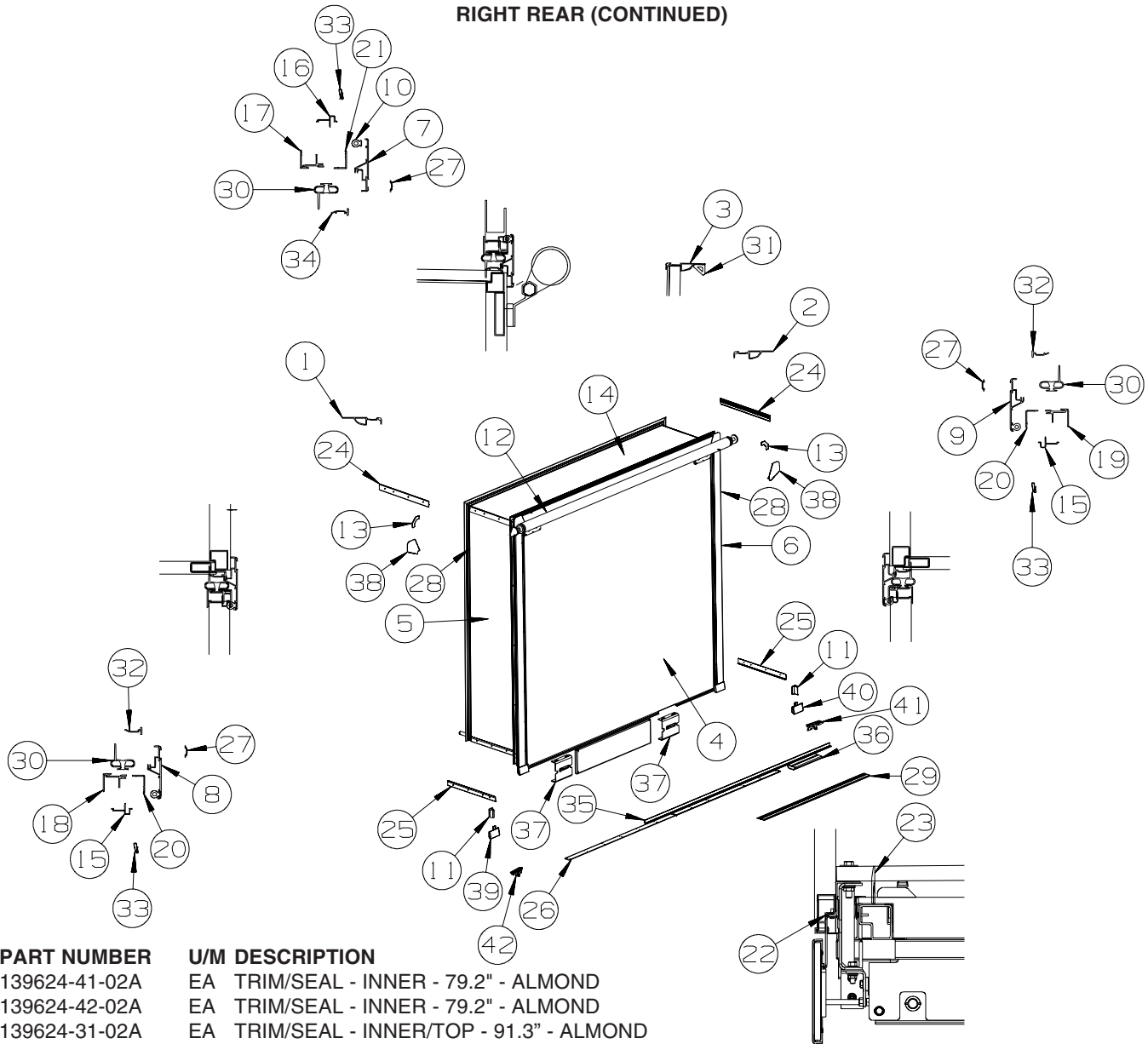
**EXTERIOR SLIDEOUT GROUP (CONTINUED)**  
**RIGHT REAR**



KEY	PART NUMBER	U/M	DESCRIPTION
1*	162408-01-000	EA	SLIDEOUT - ELECTRIC
2	138077-28-AA1	EA	COVER/RAM - 33.6" X 8" - W/INNER FRAME - BLACK
3	141019-04-02B	EA	SUPPORT - WIRE - E-COATED
4	126313-09-02B	EA	SUPPORT - ROLLER - SLIDE-OUT ROOM - E-COATED
5	134855-01-000	EA	BEARING PAD - NARROW
6	127828-09-02B	EA	BRACKET - SLIDEOUT - E-COATED
7	148706-01-02B	EA	BRACKET/RETAINING - F/SLIDEOUT - E-COATED
8	148707-01-01A	EA	COVER/BRACKET - F/SLIDEOUT

**\*COMPONENT PARTS LISTED LATER IN THIS GROUP**

**EXTERIOR SLIDEOUT GROUP (CONTINUED)**  
**RIGHT REAR (CONTINUED)**



KEY	PART NUMBER	U/M	DESCRIPTION
1	139624-41-02A	EA	TRIM/SEAL - INNER - 79.2" - ALMOND
2	139624-42-02A	EA	TRIM/SEAL - INNER - 79.2" - ALMOND
3	139624-31-02A	EA	TRIM/SEAL - INNER/TOP - 91.3" - ALMOND
4	167299-11-Y65	EA	SLUG - F/SLIDEOUT
5	162980-12-Y65	EA	PANEL END - F/SLIDEOUT - W/O FIBERGLASS
6	162980-11-Y65	EA	PANEL END - F/SLIDEOUT - W/O FIBERGLASS
7	162052-43-02A	EA	TRIM/SEAL - W/MITERED ENDS - 89.6" - BLACK
8	162052-33-02A	EA	TRIM/SEAL - W/MITERED ENDS - 80.8" - BLACK
9	162052-32-02A	EA	TRIM/SEAL - W/MITERED ENDS - 80.8" - BLACK
10	158297-01-000	FT	SEAL - D-SECTION/BULB/TEE - ADHESIVE BACK - BLACK
11	156480-01-01A	EA	SEAL/BLOCK - SLIDEOUT - 2.6"W X 1.6"H X 1.6"D - BLACK
12			SLIDEOUT AWNING

**ORDER AWNINGS & REPAIR PARTS FROM DOMETIC AT #800-366-3842 OR  
 CAREFREE AT #800-621-2617 OR ONLINE AT WWW.E-CAREFREE.COM.**

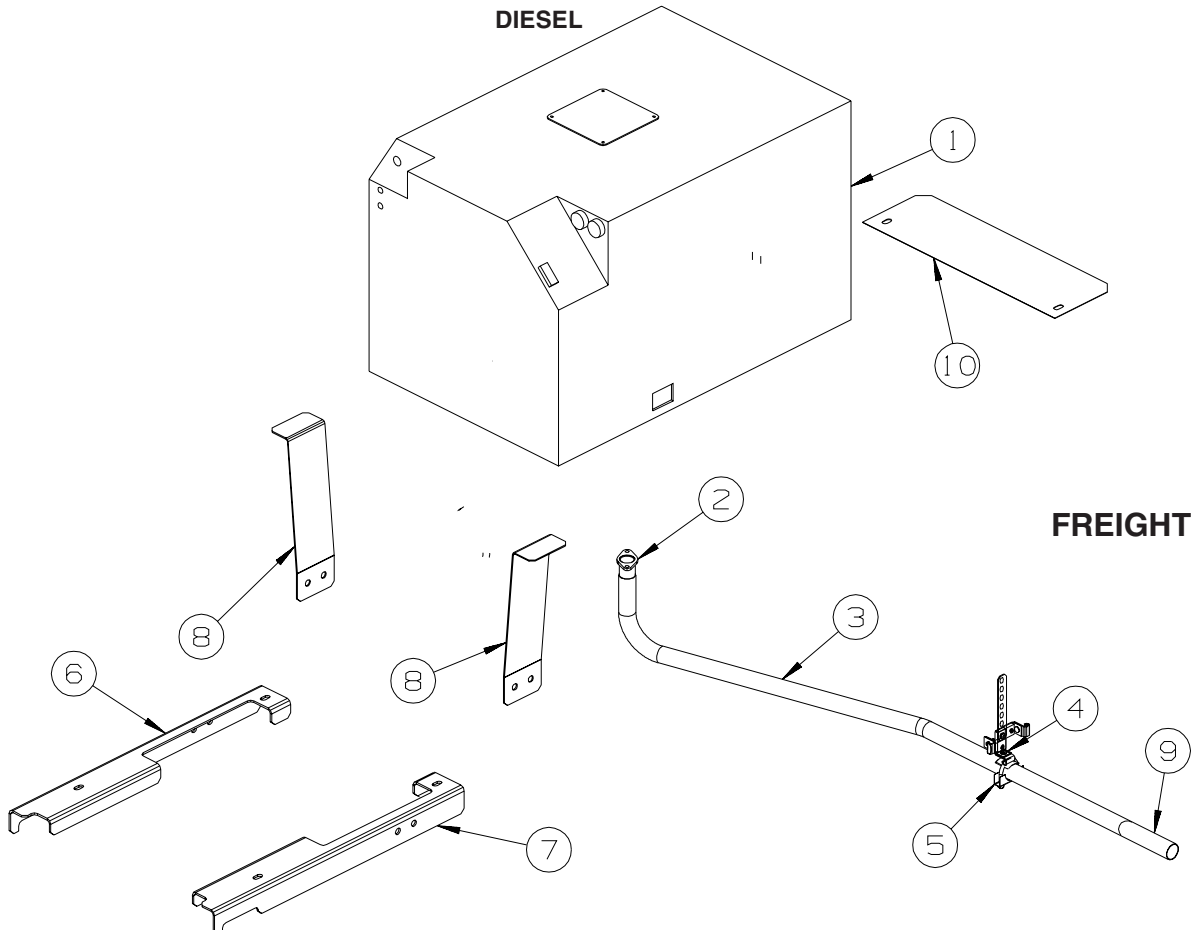
**THE AWNING INFORMATION YOU WILL NEED IS LOCATED ON THE MOTOR HOME NEAR THE TOP  
 OF THE AWNING RAIL.**

13	160421-01-01A	EA	CORNER TRIM/SLIDEOUT - 3.1" X 3.1" - BLACK
14	163039-01-W66	EA	ROOF - F/SLIDEOUT
15	142718-38-01A	EA	RETAINER - SIDEWALL/SLIDEOUT - 79"
16	142718-30-01A	EA	RETAINER - SIDEWALL/SLIDEOUT - 90.6"
17	151761-17-02A	EA	TRIM - SIDEWALL/SLIDEOUT/TOP - 92.5" - ALMOND
18	151760-22-02A	EA	TRIM - SIDEWALL/SLIDEOUT - 81.1" - ALMOND
19	151760-23-02A	EA	TRIM - SIDEWALL/SLIDEOUT - 81.1" - ALMOND
20	136824-60-02A	EA	TRIM - SIDEWALL/SLIDEOUT - 80.9" - BLACK
21	136824-42-02A	EA	TRIM - SIDEWALL/SLIDEOUT - 92.6" - BLACK

**EXTERIOR SLIDEOUT GROUP (CONTINUED)**  
**RIGHT REAR (CONTINUED)**

<b>KEY</b>	<b>PART NUMBER</b>	<b>U/M</b>	<b>DESCRIPTION</b>
22	128621-56-01A	EA	BRACKET/ZEE - SLIDEOUT - 85.5" - MILL
23	115075-03-000	FT	SEAL - WIPE - .25" X 2.9"
24	158375-03-02A	EA	TRIM - FEATURE STRIP - 20.6" - BLACK
25	163020-06-02A	EA	TRIM - FEATURE STRIP/LOWER - 2.3" X 19.8" - BLACK
26	152641-01-000	EA	SKID/GLIDE - SLIDEOUT ROOM - 1/4"X2"X95.5" - POLYETHYLENE
27	105312-01-13A	FT	INSERT - FEATURE STRIP - VINYL - BLACK
28	093681-39-01A	FT	FILM - 3.1" - MATTE BLACK
29	134837-01-01A	EA	RAMP - SLIDEOUT - BLACK PVC
30	136978-01-01A	FT	SEAL - SLIDEOUT - SINGLE WIPE LIP - BLACK
31	146056-01-000	FT	SEAL - TRIANGLE - W/PSA
32	146606-66-02A	EA	TRIM/RETAINER - 75.8" - BLACK
33	142549-01-000	EA	CLIP - "S" TYPE
34	146606-50-02A	EA	TRIM/RETAINER - 86.9" - BLACK
35	151282-11-01A	EA	TRIM - CARPET EDGE/F-ANGLE - 83.7" - BLACK
36	134756-09-W66	EA	RAMP - FABRIC COVERED - F/SLIDEOUT - 12"
37	127030-11-02B	EA	BRACKET - MOUNT - SLIDEOUT - E-COATED
38	156151-01-01A	EA	PROTECTOR - CORNER - SLIDEOUT - BLACK
39	148593-03-02A	EA	CAP - F/SLIDEOUT TRIM - BLACK
40	148593-04-02A	EA	CAP - F/SLIDEOUT TRIM - BLACK
41	160741-01-01A	EA	PAN/DRAIN - FLOOR/RH SLIDEOUT - BLACK
42	160741-02-01A	EA	PAN/DRAIN - FLOOR/LH SLIDEOUT - BLACK

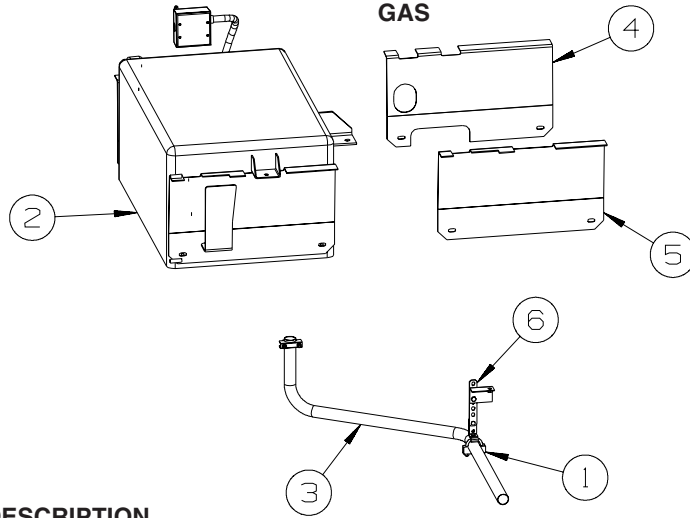
**GENERATOR GROUP  
DIESEL**



**FREIGHTLINER**

KEY	PART NUMBER	U/M	DESCRIPTION
1	159850-01-000	EA	GENERATOR - 5.5KW - 30/30 - DIESEL - ONAN #HDKBA-2733
2	106235-01-000	EA	ADAPTOR - GENERATOR EXHAUST
3	137330-03-000	EA	PIPE - EXHAUST - GENERATOR/DIESEL
4	007131-01-000	EA	HANGER - TAILPIPE - 6 SLOTS
5	007125-03-000	EA	CLAMP - MUFFLER - 1.5" DIAMETER
6	137328-02-02B	EA	SUPPORT - GENERATOR - LH - E-COATED
7	137328-01-02B	EA	SUPPORT - GENERATOR - RH - E-COATED
8	137329-02-02B	EA	BRACKET - HANGAR/GENERATOR - E-COATED
9	NOT USED		
10	156768-01-02B	EA	SHIELD/HEAT - GENERATOR - E-COATED

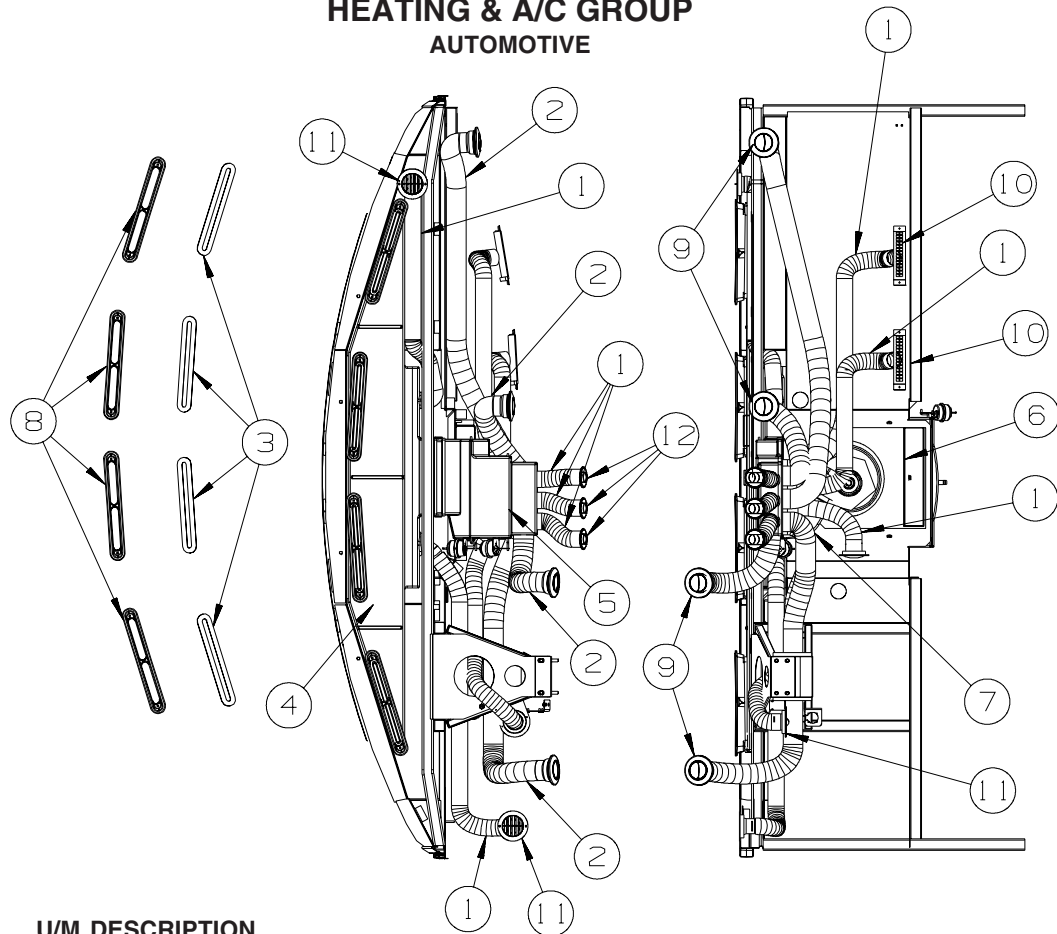
## GENERATOR GROUP (CONTINUED)



**WORKHORSE**

KEY	PART NUMBER	U/M	DESCRIPTION
1	007125-03-000	EA	CLAMP - MUFFLER - 1.5"DIAMETER
2	135707-06-000	EA	GENERATOR - 5.5 - 30/30 - GAS - MARQUIS GOLD
3	137330-04-000	EA	PIPE - EXHAUST - GENERATOR
4	160475-01-02B	EA	SUPPORT - GENERATOR - RH HAND - E-COATED
5	160475-02-02B	EA	SUPPORT - GENERATOR - LH HAND - E-COATED
6	007131-01-000	EA	HANGER - TAILPIPE - 6 SLOTS

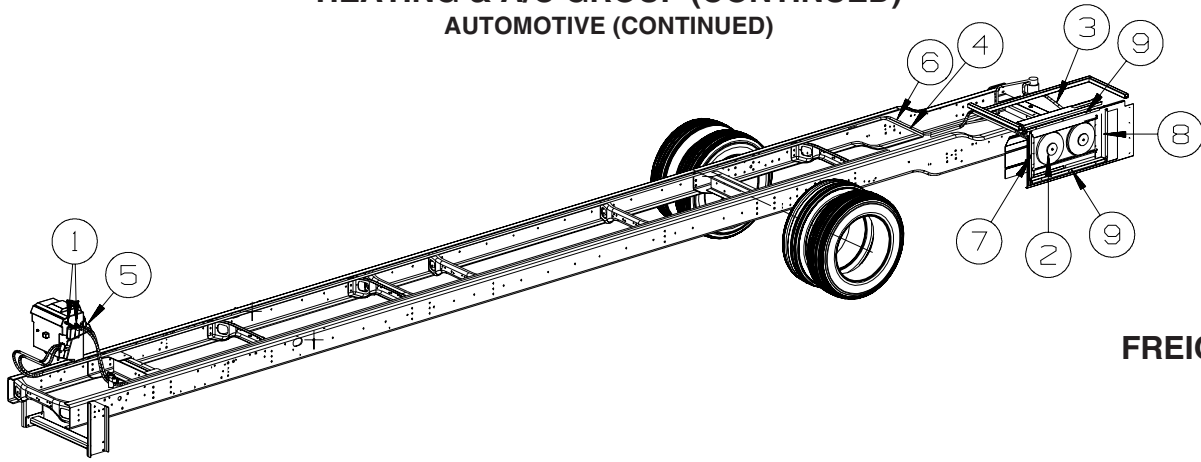
## HEATING & A/C GROUP AUTOMOTIVE



KEY	PART NUMBER	U/M	DESCRIPTION
1	007076-01-000	EA	HOSE - FLEXIBLE PVC - 2" ID - INCREMENTS OF 50'
2	007281-01-000	EA	HOSE - FLEXIBLE PVC - 2 1/2" ID X 50'
3	077075-01-000	EA	GASKET - INSTRUMENT PANEL/DEFROSTER PLENUM - .6" X 10.2"
4	103017-03-000	EA	PLENUM - DEFROSTER
5*	103930-61-000	EA	CONTROL/PLENUM - LARGE ROTARY
6*	103930-55-000	EA	EVAPORATOR/HEATER - NONCHARGED - SINGLE OUTPUT
7	134275-01-01A	EA	PLENUM - TRANSITION
8	135265-01-09A	EA	VENT - DEFROSTER - PLASTIC - BLACK
9	146504-01-01A	EA	LOUVER - ROUND 2.5" - BLACK
10	146505-01-01A	EA	LOUVER - RECTANGULAR - 1.5" X 8" - BLACK
11	157225-01-01A	EA	OUTLET - DEFROSTER - W/SWIVEL - 2" SLEEVE/4"OD - BLACK
12	158174-01-01A	EA	LOUVER - ROUND - 2" HOSE - BLACK
	113452-02-000	FT	SEAL/TRIM - FRONT - VINYL W/WIRE CARRIER - .027" - WHERE WIRES & HOSES CROSS METAL

**\*COMPONENT PARTS LISTED LATER IN THIS GROUP**

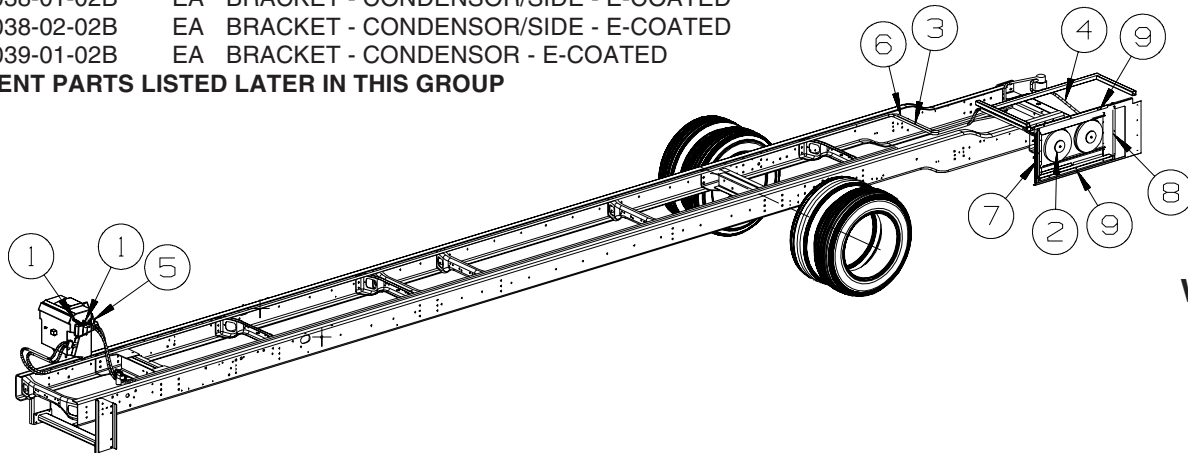
## HEATING & A/C GROUP (CONTINUED) AUTOMOTIVE (CONTINUED)



**FREIGHTLINER**

KEY	PART NUMBER	U/M	DESCRIPTION
1	007108-01-000	FT	HOSE - HEATER - 5/8"ID - HI-TEMP
2*	072342-15-000	EA	CONDENSER - W/FAN ON SIDE - NO HOSE
3*	072342-17-000	EA	HOSE - #8 - CONDENSER/COMPRESSOR - 98.3" - W/90 DEGREE END
4*	072342-26-000	EA	HOSE - #6 - REC DRIER/EVAPORATOR - 42.8' LONG W/SWITCHES
5	103930-24-000	EA	VALVE/WATER CONTROL - 4 PORT/VACUUM CONTROLLED
6*	103930-51-000	EA	HOSE KIT - #12 - COMPRESSOR/EVAPORATOR - 41.5' W/90 DEGREE
7	158038-01-02B	EA	BRACKET - CONDENSOR/SIDE - E-COATED
8	158038-02-02B	EA	BRACKET - CONDENSOR/SIDE - E-COATED
9	158039-01-02B	EA	BRACKET - CONDENSOR - E-COATED

**\*COMPONENT PARTS LISTED LATER IN THIS GROUP**



**WORKHORSE**

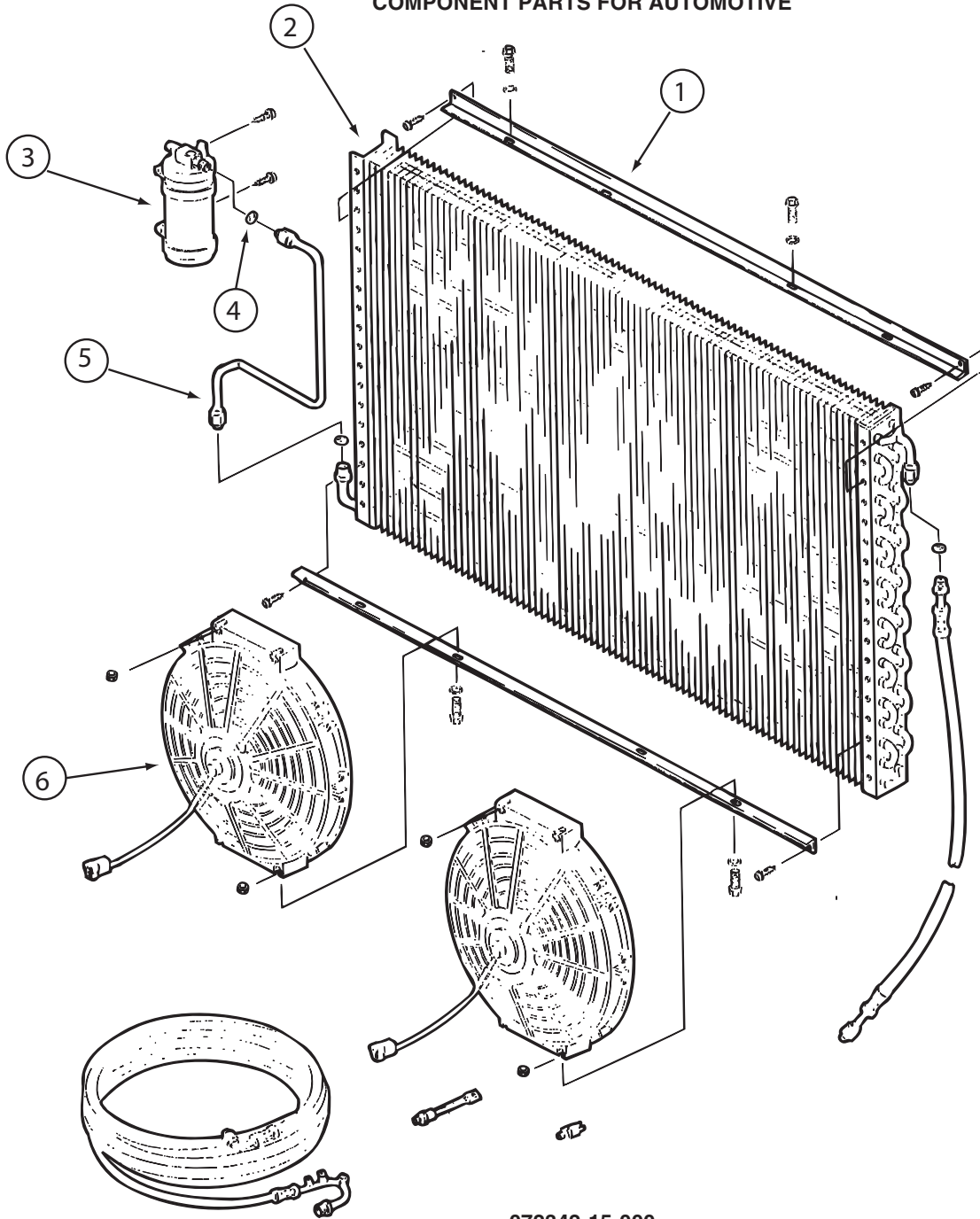
KEY	PART NUMBER	U/M	DESCRIPTION
1	007108-01-000	FT	HOSE - HEATER - 5/8"ID - HI-TEMP
2*	072342-15-000	EA	CONDENSER - W/FAN ON SIDE - NO HOSE
3*	072342-29-000	EA	HOSE - #6 - DRIER TO EVAPORATOR - 514"
4*	072342-28-000	EA	HOSE - #8 - CONDENSER/COMPRESSOR - 95" - W/90 DEGREE END
5	103930-24-000	EA	VALVE/WATER CONTROL - 4 PORT/VACUUM CONTROLLED
6	103930-62-000	EA	HOSE KIT - #12 -COMPRESSOR/EVAPORATOR-41.3' W/90 DEGREE-GM
7	158038-01-02B	EA	BRACKET - CONDENSOR/SIDE - E-COATED
8	158038-02-02B	EA	BRACKET - CONDENSOR/SIDE - E-COATED
9	158039-01-02B	EA	BRACKET - CONDENSOR - E-COATED
	113452-02-000	FT	SEAL/TRIM - FRONT - VINYL W/WIRE CARRIER - .027" - WHERE WIRES & HOSES CROSS METAL

**\*COMPONENT PARTS LISTED LATER IN THIS GROUP**



## HEATING & A/C GROUP (CONTINUED)

### COMPONENT PARTS FOR AUTOMOTIVE



#### 072342-15-000

KEY	PART NUMBER	U/M	DESCRIPTION	VENDOR NO.
1	072342-13-700	EA	BRACKET - CONDENSER FAN	070-0148
2	072342-12-700	EA	COIL-CONDENSER	040-0027
3	072342-12-703	EA	RECEIVER DRIER	054-0001
4	113245-01-711	EA	O'RING #6	045-0129
5	072342-13-703	EA	TUBE ASM. #6	052-0040
6	072342-08-703	EA	FAN BLADE/MOTOR & SHROUD 11"	062-0097

#### 072342-17-000

KEY	PART NUMBER	U/M	DESCRIPTION	VENDOR NO.
	072342-12-701	EA	HOSE ASM #8 CONDENSER/COMP	085-0142
	113245-01-707	EA	O'RING #8	045-0126

#### 072342-26-000

KEY	PART NUMBER	U/M	DESCRIPTION	VENDOR NO.
	072342-26-700	EA	SWITCH-BINARY W/PACKARD CONN	032-00384
	072342-26-701	EA	HOSE ASM. - #6 DRIER/EVAP	085-00623
	103930-01-716	EA	SWITCH-PRESSURE/COND. FAN	032-0036
	113245-01-711	EA	O'RING #6	045-0129

## HEATING & A/C GROUP (CONTINUED)

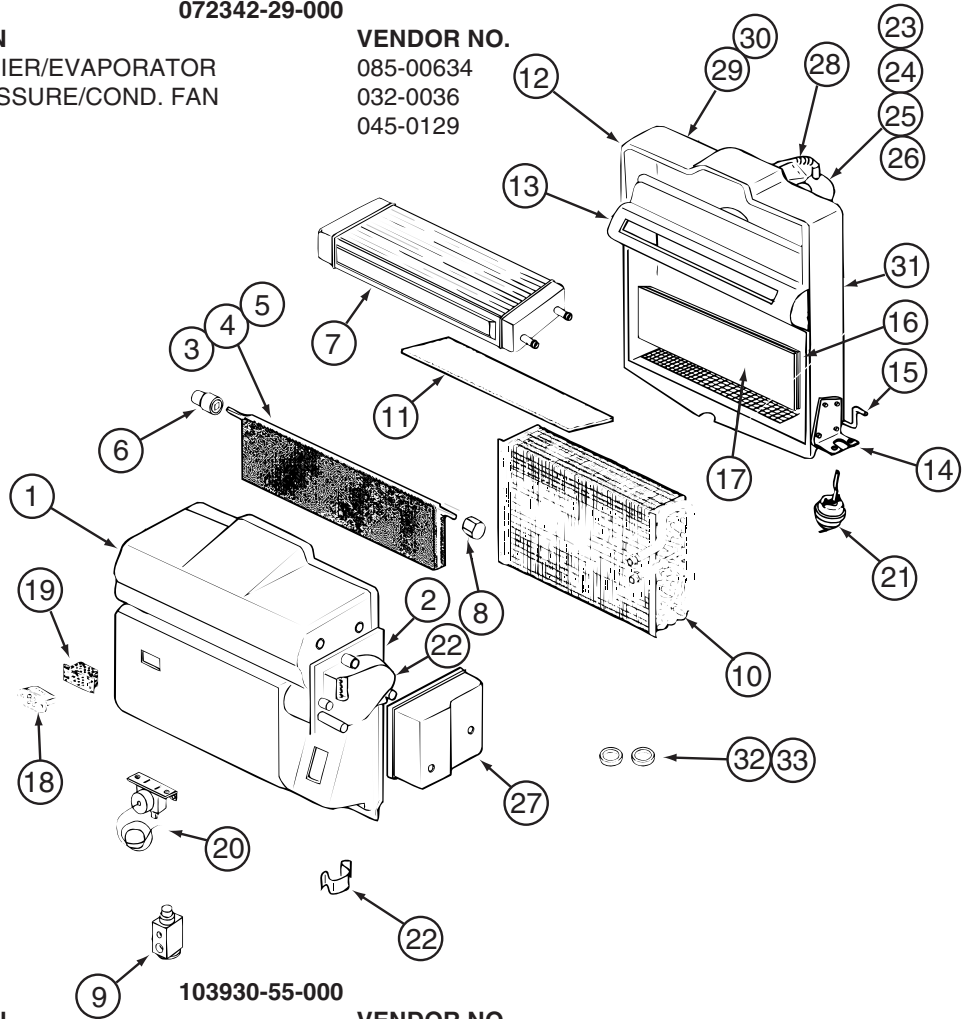
### COMPONENT PARTS FOR AUTOMOTIVE (CONTINUED)

072342-28-000

KEY	PART NUMBER	U/M	DESCRIPTION	VENDOR NO.
	072342-28-700	EA	HOSE - #8 COMP/CONDENSER	085-00626
	113245-01-707	EA	O'RING #8	045-0126

072342-29-000

KEY	PART NUMBER	U/M	DESCRIPTION	VENDOR NO.
	072342-29-700	EA	HOSE - #6 DRIER/EVAPORATOR	085-00634
	103930-01-716	EA	SWITCH-PRESSURE/COND. FAN	032-0036
	113245-01-711	EA	O'RING #6	045-0129



103930-55-000

KEY	PART NUMBER	U/M	DESCRIPTION	VENDOR NO.
1	103930-55-701	EA	CASE - FRONT	062-0658
2	103930-30-701	EA	PLATE - MOTOR MOUNT	062-0544
3	103930-55-705	EA	DOOR - BLEND AIR	071-0892
6	103930-30-702	EA	BUSHING/DRIVE (BLEND DOOR)	062-0168
7	103930-55-706	EA	CORE - HEATER - W/GASKET	084-0271
8	103930-30-709	EA	COUPLING - BLEND DOOR SHAFT	062-0634
9	103930-20-700	EA	VALVE-EXPANSION-BLOCK, 2 TON	034-0032
10	103930-55-700	EA	CORE-EVAPORATOR	041-00168
12	103930-55-702	EA	CASE-REAR	062-0657
14	103930-01-708	EA	BRACKET-VACUUM MOTOR	070-0113
15	103930-20-704	EA	ROD-DOOR-RECIRCULATING	073-0018
16	103930-55-707	EA	DOOR - RECIRCULATION	071-0891
18	103930-01-710	EA	RESISTOR-FUSED, A/C 4 TERM	035-0006
20	103930-01-711	EA	THERMOSTAT	033-0003
21	103930-02-708	EA	MOTOR-VACUUM SERVO, A/C	030-0025
22	103930-30-703	EA	MOTOR - SERVO	030-0104
23	103930-20-707	EA	HOUSING-BLOWER	062-0145
24	103930-55-703	EA	MOTOR - BLOWER W/O PIGTAIL	030-0137
25	103930-01-717	EA	WHEEL-BLOWER, CLOCKWISE	062-0010
26	103930-20-708	EA	CLIP-MOTOR SHAFT	022-0001
27	103930-30-704	EA	COVER - SERVO	062-0545
32	113245-01-707	EA	O'RING #8	045-0126
33	103930-17-702	EA	O'RING #10	045-0127
	103930-55-704	EA	CORE-HEATER	042-0059
	110279-01-703	EA	HOSE-VENT F/BLOWER MOTOR	051-0034

CONTACT WINNEBAGO PART SALES FOR UNLISTED COMPONENT(S)

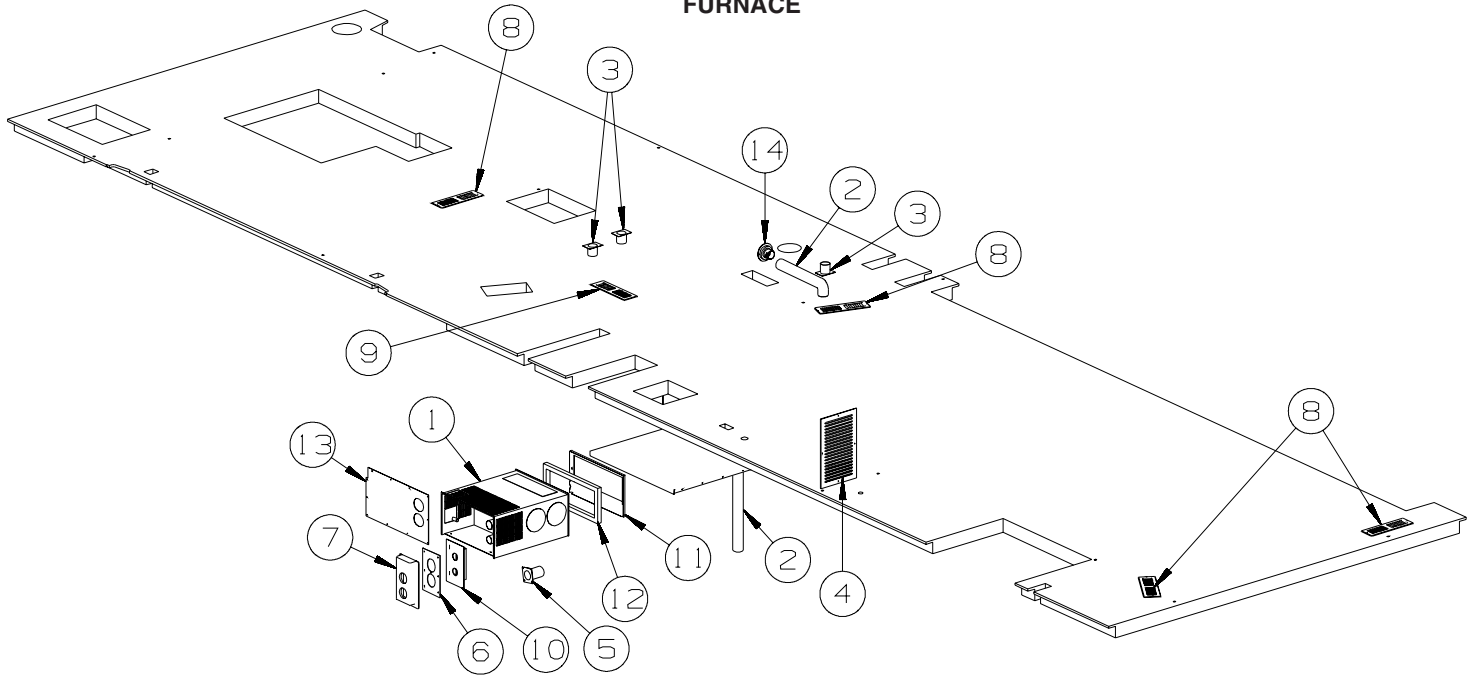
**HEATING & A/C GROUP (CONTINUED)**  
**COMPONENT PARTS FOR AUTOMOTIVE (CONTINUED)**

103930-61-000

<b>KEY</b>	<b>PART NUMBER</b>	<b>U/M</b>	<b>DESCRIPTION</b>	<b>VENDOR NO.</b>
	103930-02-707	EA	RELAY-BOSCH W/RESISTER	031-0001
	103930-02-708	EA	MOTOR-VACUUM SERVO, A/C	030-0025
	103930-02-710	EA	CANISTER-VACUUM	054-0002
	103930-33-701	EA	MOTOR - VACUUM, 3 STAGE	030-0105
	103930-33-703	EA	VACUUM HARNESS	036-0466
	103930-49-701	EA	HARNESS - WIRE W/BULBS	036-0557
	103930-49-704	EA	SWITCH - BLOWER	032-0332
	103930-49-705	EA	POTENTIOMETER	032-0182
	103930-49-706	EA	SWITCH - VACUUM	032-0185
	103930-49-707	EA	DECAL CONTROL PANEL-N/RECESS	058-0144
	103930-61-700	EA	PLENUM - TOP CASE	060-00787
	103930-61-701	EA	PLENUM - LOWER CASE	060-00788
	103930-61-702	EA	DOOR - HEAT/VENT	071-01054
	103930-61-703	EA	ROD - DEF/HEAT DOOR	073-00086
	103930-61-704	EA	DOOR - DEF/HEAT	071-01053
	103930-61-705	EA	HOUSING ONLY - CONTROL PANEL	062-00615
	103930-61-706	EA	KNOB - CONTROL	062-00723
	103930-65-702	EA	CONTROL PANEL W/SWITCHES	083-00308

## HEATING & A/C GROUP (CONTINUED)

### FURNACE

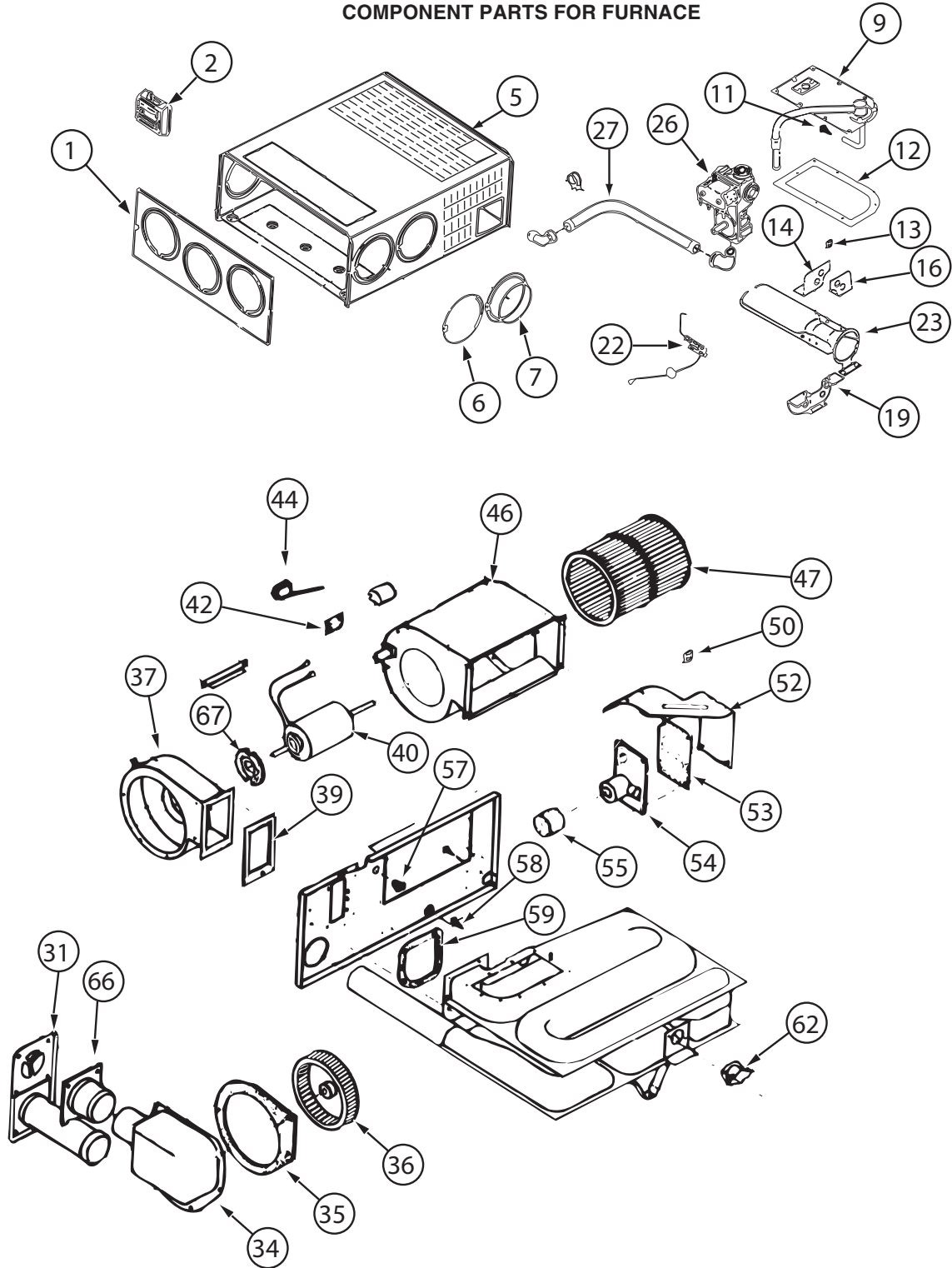


KEY	PART NUMBER	U/M	DESCRIPTION
1*	143563-02-000	EA	FURNACE - 40000 BTU HIGH QUIET - SUBURBAN SH-42 2346A
2	009198-02-000	FT	DUCT - HEAT - FLEXIBLE - 2" ID X 25'
	090340-01-000	FT	SEAL - FOAM - CLOSED CELL - 1/4" X 1/2" X 50' - <b>ON ALL SURFACES THAT CONTACT FLOOR</b>
3	092776-01-000	EA	ADAPTER - DUCT - 2"
4	093614-07-02A	EA	GRILLE - AIR RETURN - 9.8" X 15.9" - BEIGE
5	139980-13-000	EA	VENT - INTAKE
6	126693-05-02B	EA	PANEL - EXHAUST/FURNACE - E-COATED
7	133323-03-01A	EA	SHROUD - FURNACE - UNFINISHED
8	137965-01-02A	EA	REGISTER - 11.2" X 3.6" (9.7 X 2.1"R/O) W/O DAMPER-ANT PWTR
9	137965-03-02A	EA	REGISTER - 11.2" X 3.6" (9.7 X 2.1"R/O) W/O DAMPER-ANT PWTR
10	141337-01-01A	EA	GASKET - FURNACE
11	143563-04-000	EA	PLATE END - COLLAR
12	143563-05-000	EA	GASKET - FIBERGLASS - SUBURBAN #071018
13	145895-06-02B	EA	PANEL - CLOSEOUT - FURNACE - E-COATED
14	157225-01-01A	EA	OUTLET - DEFROSTER - W/SWIVEL - 2" SLEEVE/4"OD - BLACK

\*COMPONENT PARTS LISTED LATER IN THIS GROUP

# HEATING & A/C GROUP (CONTINUED)

## COMPONENT PARTS FOR FURNACE

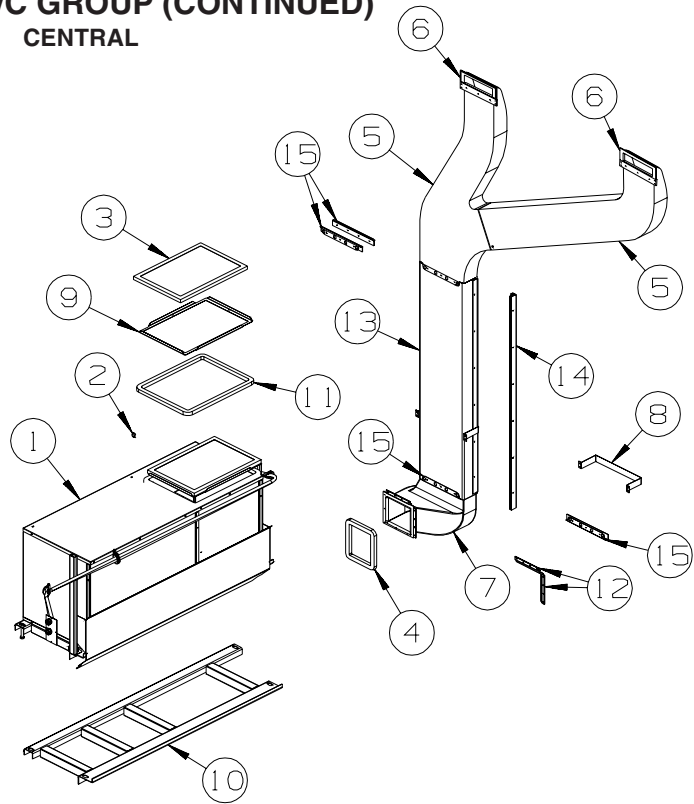


143563-02-000

**HEATING & A/C GROUP (CONTINUED)**  
**COMPONENT PARTS FOR FURNACE (CONTINUED)**  
**143563-02-000 (CONTINUED)**

KEY	PART NUMBER	U/M	DESCRIPTION	VENDOR NO.
1	143563-01-700	EA	CABINET - FRONT	101907
2			SEE 12 VOLT WIRING AREAS FOR CORRECT THERMOSTAT	
5	143563-02-700	EA	CABINET	101915
7	075696-02-703	EA	COLLAR - DUCT	050715
9	143563-01-702	EA	MANIFOLD ASSEMBLY	171599
11	143563-02-701	EA	ORFICE - MAIN BURNER	180309
12	098668-22-703	EA	GASKET - BURNER ACCESS COVER	070811
14	143563-02-702	EA	PLATE - SECONDARY AIR/TOP BACK	063198
16	143563-02-703	EA	PLATE - SECONDARY AIR/TOP FRT	062933
19	143563-02-704	EA	PLATE - SECONDARY AIR/BOTTOM	062935
22	139980-01-701	EA	ELECTRODE	232286
23	098668-11-701	EA	BURNER ASSEMBLY, SF-42F	010799
26	098668-01-718	EA	VALVE-GAS SF S.N.974903079	161122
27	143563-01-707	EA	PIPE ASSEMBLY (GAS INLET)	171603
31	098668-01-707	EA	TUBE ASSEMBLY, EXHAUST W/CAP	260231
34	143563-01-708	EA	BOX ASM (COMB. AIR INTAKE)	051430BK
35	143563-01-709	EA	GASKET (COMB. AIR HOUSING)	071108
36	143563-01-710	EA	WHEEL (COMBUSTION AIR)	350199
37	143563-01-711	EA	HOUSING (COMBUSTION AIR)	390862BK
39	143563-01-715	EA	GASKET-FIREWALL/COMB. AIR	071107
40	143563-02-705	EA	MOTOR ASSEMBLY	232726
42	101990-01-714	EA	GASKET-MICROSWITCH	230877
44	098668-21-700	EA	SWITCH-MICRO-W/O FLAG 3 1/4"	232261
46	143563-01-713	EA	BLOWER ASSEMBLY(ROOM AIR)	390867BK
47	143563-01-714	EA	WHEEL - ROOM AIR	350198
50	139980-01-710	EA	SWITCH - ON/OFF	232351
52	139980-01-711	EA	PANEL ASSEMBLY-MODULE BD	101663
53	139980-01-712	EA	INSULATOR - MODULE BD	070807
54	098668-22-705	EA	MODULE BD W/RELAY TIME DELAY	520820
55	139980-01-713	EA	CAP/INSULATOR-MODULE BD	070973
57	139980-01-714	EA	BUSHING - UNIVERSAL	070362
58	139980-01-715	EA	BUSHING - STRAIN RELIEF	231809
59	098668-01-716	EA	GASKET-FIREWALL,CHAMBER SIDE	070808
62	143563-02-706	EA	SWITCH - LIMIT	232735
66	098668-01-713	EA	TUBE ASSEMBLY, INTAKE	051248
67	075697-07-703	EA	GASKET - MOTOR	070448
	143563-02-707	EA	CHAMBER ASM. - FINAL	021172BK
			CONTACT WINNEBAGO PART SALES FOR UNLISTED COMPONENT(S)	

## HEATING & A/C GROUP (CONTINUED) CENTRAL



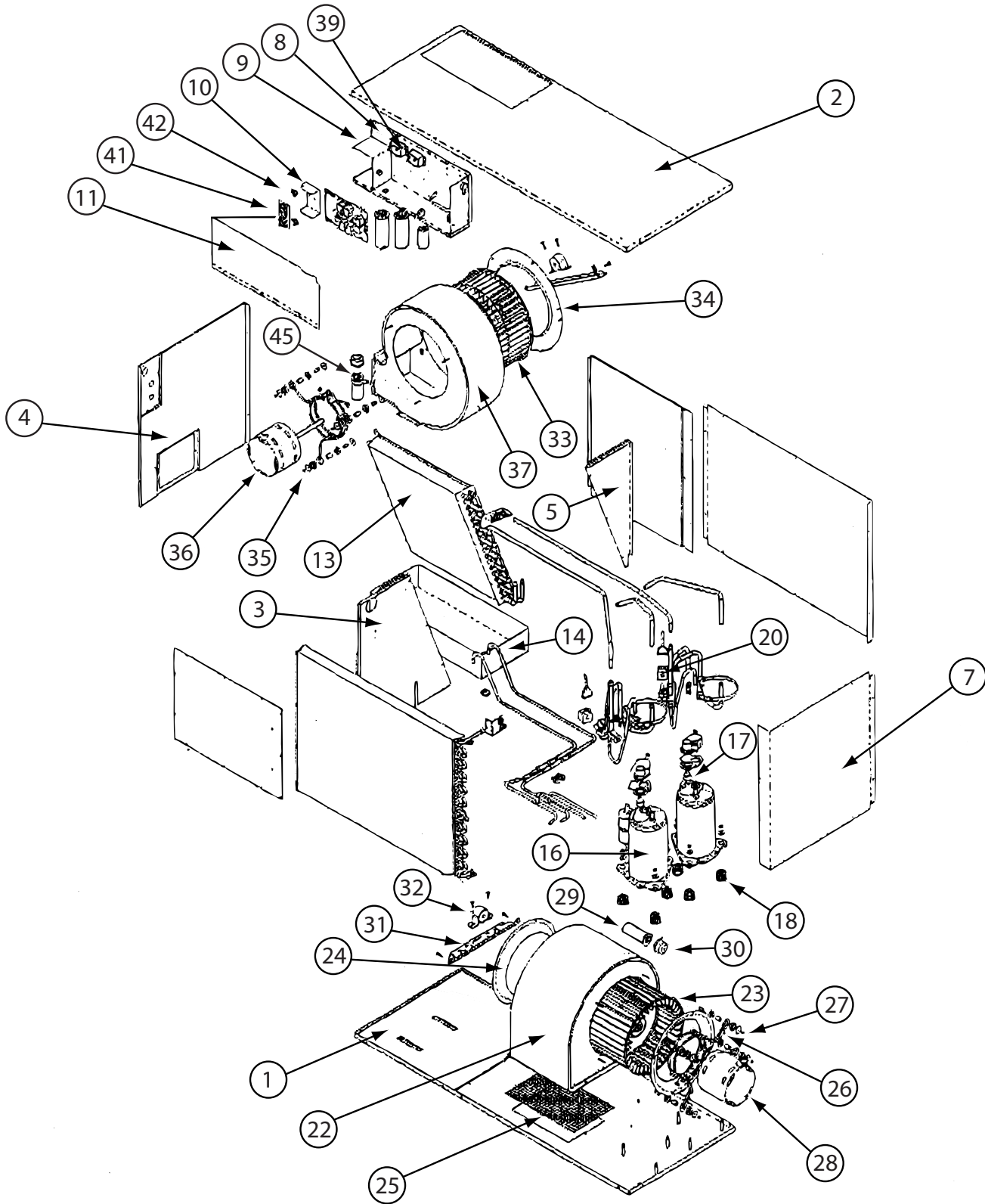
KEY	PART NUMBER	U/M	DESCRIPTION
1*	105620-24-000	EA	A/C - CENTRAL - HEAT PUMP - TOP RETURN
1*	105620-19-000	EA	A/C - CENTRAL - HEAT PUMP - TOP RETURN - P34Y ONLY FROM: 00-00-00 THRU: 08-19-08
1*	105620-24-000	EA	A/C - CENTRAL - HEAT PUMP - TOP RETURN - P34Y ONLY FROM: 08-20-08 THRU: 99-99-99
2	107721-07-000	FT	SEAL - ACCESS DOOR - .9"WIDE X 1.1"HIGH
3	109050-01-000	EA	FILTER/FURNACE-AC - FIBERGLASS - 1" X 16" X 20"
4	134588-02-000	EA	GASKET - DUCT - 13.9" X 18.2" IS - 15.9" X 20.2" OS
5	M09204-01-000	EA	DUCT/AC - UPPER RIGHT HAND/LEFT HAND
5	105290-01-000	SF	INSULATION - AIR POCKET W/FOIL
6	104692-01-000	FT	SEAL - ADHESIVE BACKED FOAM - 3/4" THICK X 3/4" WIDE X 25'
7	P47621-01-000	EA	DUCT - CENTRAL AIR/FORCED - LOWER
7	105290-01-000	SF	INSULATION - AIR POCKET W/FOIL
8	129047-01-02B	EA	STRAP/MOUNTING - AIR DUCT - E-COATED
9	139757-02-02B	EA	PANEL - TRAY - A/C FILTER - E-COATED
10	158964-01-02B	EA	CRADLE - A/C - E-COATED
11	134588-04-000	EA	GASKET - DUCT - 13.9" X 18.2" IS - 15.9" X 20.2" OS
12	130481-01-01A	EA	BRACKET - ZEE W/HOLES - 7"
13	159404-07-000	EA	PLENUM - A/C
14	159408-07-01A	EA	CORNER-W/HOLES,MILL, 1100 MM
15	160755-01-02B	EA	U-CHANNEL-W/HOLES

**\*COMPONENT PARTS LISTED LATER IN THIS GROUP**



# HEATING & A/C GROUP (CONTINUED)

## COMPONENT PARTS FOR CENTRAL



105620-19-000

**HEATING & A/C GROUP (CONTINUED)**  
**COMPONENT PARTS FOR CENTRAL (CONTINUED)**

**105620-19-000 (CONTINUED)**

<b>KEY</b>	<b>PART NUMBER</b>	<b>U/M</b>	<b>DESCRIPTION</b>	<b>VENDOR NO.</b>
12	105620-19-701	EA	CONDENSER COIL	1452-173
13	105620-19-702	EA	EVAPORATOR COIL	1452-172
14	105620-19-703	EA	DRAIN PAN	6538-314
15	105620-12-703	EA	VALVE - DRAIN	6795-200
16	105620-12-704	EA	COMPRESSOR (TECHUMSEH)	1450-2149
17	105620-12-705	EA	OVERLOAD	1450-0081
18	105620-01-706	EA	MOUNTING PKG.,COMP., 3 PER	6759-3081
20	105620-12-708	EA	COIL - SOLENOID	1460-1081
21	105620-19-704	EA	BY-FLOW RESTRICTOR	1454-259
22	105620-19-700	EA	HOUSING/OUTSIDE AIR	6536A515
23	105620-01-713	EA	WHEEL-BLOWER/OUTSIDE AIR	1472-1611
24	105620-01-714	EA	VENTURI-BLOWER/OUTSIDE AIR	6795A150
25	105620-16-706	EA	SCREEN/SAFETY	6795B313
26	105620-01-715	EA	MOUNT-BLOWER/OUTSIDE AIR	6795A3011
27	105620-01-716	EA	SLEEVE & GROMMET, 4 PER PKG	6795A3031
28	105620-10-721	EA	MOTOR/BLOWER-8 3/4" SHAFT	1468A3029
29	105620-01-718	EA	CAPACITOR-FAN(OUTDOOR MOTOR)	1499-5631
30	105620-10-715	EA	RUBBER CAPACITOR BOOT	1499-951
31	105620-01-700	EA	BEARING BRACKET/OUTSIDE AIR	6536-514
32	105620-10-701	EA	BEARING/PILLOW BLOCK-O/S AIR	6536-3011
33	105620-11-701	EA	BLOWER WHEEL/INSIDE AIR	1472-1151
34	105620-12-715	EA	BLOWER VENTURI/INSIDE AIR	6535A287
35	105620-01-723	EA	MOUNT-BLOWER MOTOR - I/S AIR	6795-302
36	105620-19-705	EA	MOTOR-BLOWER-INSIDE AIR-REV.	1468A3219
37	105620-19-706	EA	BLOWER HOUSING/INSIDE AIR	6537A590
38	105620-01-729	EA	RELAY-COMPRESSOR -4 TERMINAL	1460-1131
39	126859-01-703	EA	CAPACITOR - RUN	1499-5671
40	105620-16-708	EA	BOARD/TERMINAL- HIGH VOLTAGE	6795-3151
41	105620-01-723	EA	GROUND PLUG	1216228
42	105620-10-705	EA	PTCR (START DEVICE) - W/CAP.	8333A9021
43	105620-12-727	EA	CIRCUIT BD(6535 C SERIES)	6535C3201
44	093763-01-704	EA	CAPACITOR-FAN (INDOOR MOTOR)	1499-5461
	105620-12-719	EA	COIL SENSOR	7330A3231

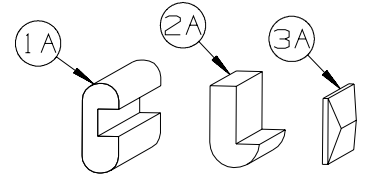
CONTACT WINNEBAGO PART SALES FOR UNLISTED COMPONENTS

# INTERIOR FINISH GROUP

## MOLDINGS & TRIMS

### HONEY CHERRY, SIERRA MAPLE, CONCERT CHERRY, BELMONT MAPLE

KEY	PART NUMBER	U/M	DESCRIPTION
1A	M09412-62-M52	EA	MOLDING/SHELF EDGE - .6" X 1.3" X 96" - CONCERT CHERRY
1A	M09412-62-M62	EA	MOLDING/SHELF EDGE - .6" X 1.3" X 96" - WASHED MAPLE
1A	M09412-62-RC3	EA	MOLDING/SHELF EDGE - .6" X 1.3" X 96" - HONEY CHERRY
1A	M09412-62-SA3	EA	MOLDING/SHELF EDGE - .6" X 1.3" X 96" - SIERRA MAPLE
1A	M09412-62-Y93	EA	MOLDING/SHELF EDGE - .6" X 1.3" X 96" - BELMONT MAPLE
2A	M09525-80-UM1	EA	MOLDING - TRIM - W/NOTCH - .8" X 1.4" X 86.5" - CONCERT CHERRY
2A	M09525-80-U91	EA	MOLDING - TRIM - W/NOTCH - .8" X 1.4" X 86.5" - WASHED MAPLE
2A	M09525-80-U92	EA	MOLDING - TRIM - W/NOTCH - .8" X 1.4" X 86.5" - SIERRA MAPLE
2A	M09525-80-Y92	EA	MOLDING - TRIM - W/NOTCH - .8" X 1.4" X 86.5" - HONEY CHERRY
2A	M09525-80-Y93	EA	MOLDING - TRIM - W/NOTCH - .8" X 1.4" X 86.5" - BELMONT MAPLE
2A	M09511-44-T78	EA	MOLDING - TRIM - W/NOTCH - 1" X 86.4" - CONCERT CHERRY
2A	M09511-44-T79	EA	MOLDING - TRIM - W/NOTCH - 1" X 86.4" - WASHED MAPLE
2A	M09511-44-T80	EA	MOLDING - TRIM - W/NOTCH - 1" X 86.4" - HONEY CHERRY
2A	M09577-47-YA0	EA	MOLDING - TRIM - W/NOTCH - 1" X 86.4" - CONCERT CHERRY
2A	M09577-47-YA1	EA	MOLDING - TRIM - W/NOTCH - 1" X 86.4" - HONEY CHERRY
2A	M09577-47-YA2	EA	MOLDING - TRIM - W/NOTCH - 1" X 86.4" - BELMONT MAPLE
2A	M09515-72-TD1	EA	MOLDING/TRIM - .8" X 2.2" X 86.1" - CONCERT CHERRY
2A	M09515-72-TD2	EA	MOLDING/TRIM - .8" X 2.2" X 86.1" - WASHED MAPLE
2A	M09515-72-TD3	EA	MOLDING/TRIM - .8" X 2.2" X 86.1" - SIERRA MAPLE
2A	M09553-87-YP2	EA	MOLDING/TRIM - .8" X 2.2" X 86.14" - BELMONT MAPLE
3A	M09568-37-YK0	EA	MOLDING - TRIM/VEE - .2" X 1" X 80.2" - CONCERT CHERRY
3A	M09568-37-YK1	EA	MOLDING - TRIM/VEE - .2" X 1" X 80.2" - HONEY CHERRY
3A	M09568-37-YK2	EA	MOLDING - TRIM/VEE - .2" X 1" X 80.2" - BELMONT MAPLE
3A	M09568-37-YK3	EA	MOLDING - TRIM/VEE - .2" X 1" X 80.2" - WASHED MAPLE
3A	M09568-40-YK0	EA	MOLDING - TRIM/VEE - .2" X 1" X 76.3" - CONCERT CHERRY
3A	M09568-40-YK1	EA	MOLDING - TRIM/VEE - .2" X 1" X 76.3" - HONEY CHERRY
3A	M09568-40-YK2	EA	MOLDING - TRIM/VEE - .2" X 1" X 76.3" - BELMONT MAPLE
3A	M09568-40-YK3	EA	MOLDING - TRIM/VEE - .2" X 1" X 76.3" - WASHED MAPLE
3A	M09568-41-YK0	EA	MOLDING - TRIM/VEE - .2" X 1" X 73.9" - CONCERT CHERRY
3A	M09568-41-YK1	EA	MOLDING - TRIM/VEE - .2" X 1" X 73.9" - HONEY CHERRY
3A	M09568-41-YK2	EA	MOLDING - TRIM/VEE - .2" X 1" X 73.9" - BELMONT MAPLE
3A	M09568-41-YK3	EA	MOLDING - TRIM/VEE - .2" X 1" X 73.9" - WASHED MAPLE
3A	M09568-42-YK0	EA	MOLDING - TRIM/VEE - .2" X 1" X 40.1" - CONCERT CHERRY
3A	M09568-42-YK1	EA	MOLDING - TRIM/VEE - .2" X 1" X 40.1" - HONEY CHERRY
3A	M09568-42-YK2	EA	MOLDING - TRIM/VEE - .2" X 1" X 40.1" - BELMONT MAPLE
3A	M09568-42-YK3	EA	MOLDING - TRIM/VEE - .2" X 1" X 40.1" - WASHED MAPLE
3A	M09568-44-YK0	EA	MOLDING - TRIM/VEE - .2" X 1" X 64.5" - CONCERT CHERRY
3A	M09568-44-YK1	EA	MOLDING - TRIM/VEE - .2" X 1" X 64.5" - HONEY CHERRY
3A	M09568-44-YK2	EA	MOLDING - TRIM/VEE - .2" X 1" X 64.5" - BELMONT MAPLE
3A	M09568-44-YK3	EA	MOLDING - TRIM/VEE - .2" X 1" X 64.5" - WASHED MAPLE
3A	M09501-30-SD1	EA	MOLDING - TRIM/VEE - .2" X 1" X 35.1" - CONCERT CHERRY
3A	M09501-30-SD2	EA	MOLDING - TRIM/VEE - .2" X 1" X 35.1" - WASHED MAPLE
3A	M09501-30-SD3	EA	MOLDING - TRIM/VEE - .2" X 1" X 35.1" - HONEY CHERRY
3A	M09515-97-WL4	EA	MOLDING - TRIM/VEE - .2" X 1" X 32.6" - CONCERT CHERRY
3A	M09515-97-WL5	EA	MOLDING - TRIM/VEE - .2" X 1" X 32.6" - WASHED MAPLE
3A	M09515-97-WL6	EA	MOLDING - TRIM/VEE - .2" X 1" X 32.6" - HONEY CHERRY
3A	M09515-97-YL6	EA	MOLDING - TRIM/VEE - .2" X 1" X 32.6" - BELMONT MAPLE
3A	M09566-11-YL4	EA	MOLDING - TRIM/VEE - .2" X 1" X 25.9" - CONCERT CHERRY
3A	M09566-11-YL5	EA	MOLDING - TRIM/VEE - .2" X 1" X 25.9" - HONEY CHERRY
3A	M09566-11-YL6	EA	MOLDING - TRIM/VEE - .2" X 1" X 25.9" - BELMONT MAPLE
3A	M09566-11-YL7	EA	MOLDING - TRIM/VEE - .2" X 1" X 25.9" - WASHED MAPLE
3A	M09534-17-UF3	EA	MOLDING - TRIM/VEE - .2" X 1" X 20.1" - SIERRA MAPLE
3A	M09534-17-UJ1	EA	MOLDING - TRIM/VEE - .2" X 1" X 20.1" - CONCERT CHERRY
3A	M09534-17-UJ2	EA	MOLDING - TRIM/VEE - .2" X 1" X 20.1" - WASHED MAPLE
3A	M09534-17-UJ3	EA	MOLDING - TRIM/VEE - .2" X 1" X 20.1" - HONEY CHERRY
3A	M09534-17-YG3	EA	MOLDING - TRIM/VEE - .2" X 1" X 20.1" - BELMONT MAPLE
3A	M09477-88-S34	EA	MOLDING - TRIM/VEE - .2" X 1" X 19.9" - WASHED MAPLE
3A	M09477-88-S35	EA	MOLDING - TRIM/VEE - .2" X 1" X 19.9" - SIERRA MAPLE
3A	M09477-88-YA0	EA	MOLDING - TRIM/VEE - .2" X 1" X 19.9" - CONCERT CHERRY
3A	M09477-88-Y37	EA	MOLDING - TRIM/VEE - .2" X 1" X 19.9" - HONEY CHERRY
3A	M09477-88-Y38	EA	MOLDING - TRIM/VEE - .2" X 1" X 19.9" - BELMONT MAPLE
3A	M09568-43-YK0	EA	MOLDING - TRIM/VEE - .2" X 1" X 18.5" - CONCERT CHERRY



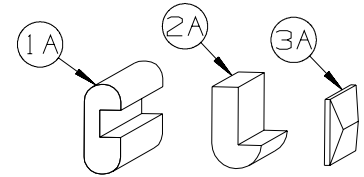
**INTERIOR FINISH GROUP (CONTINUED)**  
**MOLDINGS & TRIMS (CONTINUED)**

KEY	PART NUMBER	U/M	DESCRIPTION
3A	M09568-43-YK1	EA	MOLDING - TRIM/VEE - .2" X 1" X 18.5" - HONEY CHERRY
3A	M09568-43-YK2	EA	MOLDING - TRIM/VEE - .2" X 1" X 18.5" - BELMONT MAPLE
3A	M09568-43-YK3	EA	MOLDING - TRIM/VEE - .2" X 1" X 18.5" - WASHED MAPLE
3A	M09515-71-Y37	EA	MOLDING - TRIM/VEE - .2" X 1" X 14.9" - HONEY CHERRY
3A	M09515-71-Y38	EA	MOLDING - TRIM/VEE - .2" X 1" X 14.9" - BELMONT MAPLE
3A	M09583-16-Y65	EA	MOLDING - TRIM/VEE - .2" X 1" X 13.3" - HONEY CHERRY
3A	M09583-16-YP0	EA	MOLDING - TRIM/VEE - .2" X 1" X 13.3" - SIERRA MAPLE
3A	M09583-16-YP1	EA	MOLDING - TRIM/VEE - .2" X 1" X 13.3" - CONCERT CHERRY
3A	M09583-16-YP2	EA	MOLDING - TRIM/VEE - .2" X 1" X 13.3" - BELMONT MAPLE
3A	M09566-04-YB0	EA	MOLDING - TRIM/VEE - .2" X 1" X 8.9" - CONCERT CHERRY
3A	M09566-04-WD3	EA	MOLDING - TRIM/VEE - .2" X 1" X 8.9" - HONEY CHERRY
3A	M09553-29-WH4	EA	MOLDING - TRIM/VEE - .4" X 1" X 94.4" - CONCERT CHERRY
3A	M09553-29-WH5	EA	MOLDING - TRIM/VEE - .4" X 1" X 94.4" - WASHED MAPLE
3A	M09553-29-WH6	EA	MOLDING - TRIM/VEE - .4" X 1" X 94.4" - SIERRA MAPLE
3A	M09553-29-YH7	EA	MOLDING - TRIM/VEE - .4" X 1" X 94.4" - BELMONT MAPLE
3A	M09553-29-YR3	EA	MOLDING - TRIM/VEE - .4" X 1" X 94.4" - HONEY CHERRY
3A	M09565-04-WH4	EA	MOLDING - TRIM/VEE - .4" X 1" X 89.5" - CONCERT CHERRY
3A	M09565-04-WH5	EA	MOLDING - TRIM/VEE - .4" X 1" X 89.5" - WASHED MAPLE
3A	M09565-04-WH6	EA	MOLDING - TRIM/VEE - .4" X 1" X 89.5" - SIERRA MAPLE
3A	M09565-04-YH7	EA	MOLDING - TRIM/VEE - .4" X 1" X 89.5" - BELMONT MAPLE
3A	M09565-04-YR3	EA	MOLDING - TRIM/VEE - .4" X 1" X 89.5" - HONEY CHERRY
3A	M09544-86-W37	EA	MOLDING - TRIM/VEE - .4" X 1" X 88.1" - SIERRA MAPLE
3A	M09544-86-W38	EA	MOLDING - TRIM/VEE - .4" X 1" X 88.1" - WASHED MAPLE
3A	M09538-39-U67	EA	MOLDING - TRIM/VEE - .4" X 1" X 82.6" - WASHED MAPLE
3A	M09538-39-U68	EA	MOLDING - TRIM/VEE - .4" X 1" X 82.6" - SIERRA MAPLE
3A	M09538-39-Y80	EA	MOLDING - TRIM/VEE - .4" X 1" X 82.6" - CONCERT CHERRY
3A	M09538-39-Y81	EA	MOLDING - TRIM/VEE - .4" X 1" X 82.6" - BELMONT MAPLE
3A	M09553-62-WH4	EA	MOLDING - TRIM/VEE - .4" X 1" X 81.4" - CONCERT CHERRY
3A	M09553-62-WH5	EA	MOLDING - TRIM/VEE - .4" X 1" X 81.4" - WASHED MAPLE
3A	M09553-62-WH6	EA	MOLDING - TRIM/VEE - .4" X 1" X 81.4" - SIERRA MAPLE
3A	M09553-62-YH7	EA	MOLDING - TRIM/VEE - .4" X 1" X 81.4" - BELMONT MAPLE
3A	M09553-62-YR3	EA	MOLDING - TRIM/VEE - .4" X 1" X 81.4" - HONEY CHERRY
3A	M09568-67-YL4	EA	MOLDING - TRIM/VEE - .4" X 1" X 81" - CONCERT CHERRY
3A	M09568-67-YL5	EA	MOLDING - TRIM/VEE - .4" X 1" X 81" - HONEY CHERRY
3A	M09568-67-YL6	EA	MOLDING - TRIM/VEE - .4" X 1" X 81" - BELMONT MAPLE
3A	M09568-67-YL7	EA	MOLDING - TRIM/VEE - .4" X 1" X 81" - WASHED MAPLE
3A	M09577-98-WH4	EA	MOLDING - TRIM/VEE - .4" X 1" X 80.2" - CONCERT CHERRY
3A	M09577-98-WH5	EA	MOLDING - TRIM/VEE - .4" X 1" X 80.2" - WASHED MAPLE
3A	M09577-98-WH6	EA	MOLDING - TRIM/VEE - .4" X 1" X 80.2" - SIERRA MAPLE
3A	M09577-98-YL5	EA	MOLDING - TRIM/VEE - .4" X 1" X 80.2" - HONEY CHERRY
3A	M09577-98-YL6	EA	MOLDING - TRIM/VEE - .4" X 1" X 80.2" - BELMONT MAPLE
3A	M09583-06-YL4	EA	MOLDING - TRIM/VEE - .4" X 1" X 79.3" - CONCERT CHERRY
3A	M09583-06-YL5	EA	MOLDING - TRIM/VEE - .4" X 1" X 79.3" - HONEY CHERRY
3A	M09583-06-YL6	EA	MOLDING - TRIM/VEE - .4" X 1" X 79.3" - BELMONT MAPLE
3A	M09583-06-YL7	EA	MOLDING - TRIM/VEE - .4" X 1" X 79.3" - WASHED MAPLE
3A	M09538-37-U67	EA	MOLDING - TRIM/VEE - .4" X 1" X 77.5" - WASHED MAPLE
3A	M09538-37-U68	EA	MOLDING - TRIM/VEE - .4" X 1" X 77.5" - SIERRA MAPLE
3A	M09538-37-Y80	EA	MOLDING - TRIM/VEE - .4" X 1" X 77.5" - CONCERT CHERRY
3A	M09538-37-Y81	EA	MOLDING - TRIM/VEE - .4" X 1" X 77.5" - BELMONT MAPLE
3A	M09553-65-WH4	EA	MOLDING - TRIM/VEE - .4" X 1" X 77" - CONCERT CHERRY
3A	M09553-65-WH5	EA	MOLDING - TRIM/VEE - .4" X 1" X 77" - WASHED MAPLE
3A	M09553-65-WH6	EA	MOLDING - TRIM/VEE - .4" X 1" X 77" - SIERRA MAPLE
3A	M09553-65-YH7	EA	MOLDING - TRIM/VEE - .4" X 1" X 77" - BELMONT MAPLE
3A	M09553-65-YR3	EA	MOLDING - TRIM/VEE - .4" X 1" X 77" - HONEY CHERRY
3A	M09553-64-WH4	EA	MOLDING - TRIM/VEE - .4" X 1" X 76.7" - CONCERT CHERRY
3A	M09553-64-WH5	EA	MOLDING - TRIM/VEE - .4" X 1" X 76.7" - WASHED MAPLE
3A	M09553-64-WH6	EA	MOLDING - TRIM/VEE - .4" X 1" X 76.7" - SIERRA MAPLE
3A	M09553-64-YH7	EA	MOLDING - TRIM/VEE - .4" X 1" X 76.7" - BELMONT MAPLE
3A	M09553-64-YR3	EA	MOLDING - TRIM/VEE - .4" X 1" X 76.7" - HONEY CHERRY
3A	M09577-14-Y79	EA	MOLDING - TRIM/VEE - .4" X 1" X 76.2" - SIERRA MAPLE
3A	M09577-14-Y80	EA	MOLDING - TRIM/VEE - .4" X 1" X 76.2" - CONCERT CHERRY
3A	M09577-14-Y81	EA	MOLDING - TRIM/VEE - .4" X 1" X 76.2" - BELMONT MAPLE
3A	M09583-63-Y91	EA	MOLDING - TRIM/VEE - .4" X 1" X 75.3" - CONCERT CHERRY
3A	M09583-63-Y92	EA	MOLDING - TRIM/VEE - .4" X 1" X 75.3" - HONEY CHERRY



**INTERIOR FINISH GROUP (CONTINUED)**  
**MOLDINGS & TRIMS (CONTINUED)**

KEY	PART NUMBER	U/M	DESCRIPTION
3A	M09583-63-Y93	EA	MOLDING - TRIM/VEE - .4" X 1" X 75.3" - BELMONT MAPLE
3A	M09503-75-T78	EA	MOLDING - TRIM/VEE - .4" X 1" X 81" - CONCERT CHERRY
3A	M09503-75-YL5	EA	MOLDING - TRIM/VEE - .4" X 1" X 81" - HONEY CHERRY
3A	M09503-75-YL6	EA	MOLDING - TRIM/VEE - .4" X 1" X 81" - BELMONT MAPLE
3A	M09503-75-T79	EA	MOLDING - TRIM/VEE - .4" X 1" X 81" - WASHED MAPLE
3A	M09553-26-WH4	EA	MOLDING - TRIM/VEE - .4" X 1" X 74.1" - CONCERT CHERRY
3A	M09553-26-WH5	EA	MOLDING - TRIM/VEE - .4" X 1" X 74.1" - WASHED MAPLE
3A	M09553-26-WH6	EA	MOLDING - TRIM/VEE - .4" X 1" X 74.1" - SIERRA MAPLE
3A	M09553-26-YH7	EA	MOLDING - TRIM/VEE - .4" X 1" X 74.1" - BELMONT MAPLE
3A	M09553-26-YR3	EA	MOLDING - TRIM/VEE - .4" X 1" X 74.1" - HONEY CHERRY
3A	M09538-91-WH4	EA	MOLDING - TRIM/VEE - .4" X 1" X 73.8" - CONCERT CHERRY
3A	M09538-91-WH5	EA	MOLDING - TRIM/VEE - .4" X 1" X 73.8" - WASHED MAPLE
3A	M09538-91-WH6	EA	MOLDING - TRIM/VEE - .4" X 1" X 73.8" - SIERRA MAPLE
3A	M09538-91-YH7	EA	MOLDING - TRIM/VEE - .4" X 1" X 73.8" - BELMONT MAPLE
3A	M09538-91-YR3	EA	MOLDING - TRIM/VEE - .4" X 1" X 73.8" - HONEY CHERRY
3A	M09583-62-Y91	EA	MOLDING - TRIM/VEE - .4" X 1" X 73" - CONCERT CHERRY
3A	M09583-62-Y92	EA	MOLDING - TRIM/VEE - .4" X 1" X 73" - HONEY CHERRY
3A	M09583-62-Y93	EA	MOLDING - TRIM/VEE - .4" X 1" X 73" - BELMONT MAPLE
3A	M09568-71-YL4	EA	MOLDING - TRIM/VEE - .4" X 1" X 72.7" - CONCERT CHERRY
3A	M09568-71-YL5	EA	MOLDING - TRIM/VEE - .4" X 1" X 72.7" - HONEY CHERRY
3A	M09568-71-YL6	EA	MOLDING - TRIM/VEE - .4" X 1" X 72.7" - BELMONT MAPLE
3A	M09568-71-YL7	EA	MOLDING - TRIM/VEE - .4" X 1" X 72.7" - WASHED MAPLE
3A	M09565-97-WH4	EA	MOLDING - TRIM/VEE - .4" X 1" X 72.6" - CONCERT CHERRY
3A	M09565-97-WH5	EA	MOLDING - TRIM/VEE - .4" X 1" X 72.6" - WASHED MAPLE
3A	M09565-97-WH6	EA	MOLDING - TRIM/VEE - .4" X 1" X 72.6" - SIERRA MAPLE
3A	M09565-97-YH7	EA	MOLDING - TRIM/VEE - .4" X 1" X 72.6" - BELMONT MAPLE
3A	M09565-97-YR3	EA	MOLDING - TRIM/VEE - .4" X 1" X 72.6" - HONEY CHERRY
3A	M09568-12-WH4	EA	MOLDING - TRIM/VEE - .4" X 1" X 71.9" - CONCERT CHERRY
3A	M09568-12-WH5	EA	MOLDING - TRIM/VEE - .4" X 1" X 71.9" - WASHED MAPLE
3A	M09568-12-WH6	EA	MOLDING - TRIM/VEE - .4" X 1" X 71.9" - SIERRA MAPLE
3A	M09568-12-YH7	EA	MOLDING - TRIM/VEE - .4" X 1" X 71.9" - BELMONT MAPLE
3A	M09568-12-YR3	EA	MOLDING - TRIM/VEE - .4" X 1" X 71.9" - HONEY CHERRY
3A	M09565-01-WH4	EA	MOLDING - TRIM/VEE - .4" X 1" X 71.7" - CONCERT CHERRY
3A	M09565-01-WH5	EA	MOLDING - TRIM/VEE - .4" X 1" X 71.7" - WASHED MAPLE
3A	M09565-01-WH6	EA	MOLDING - TRIM/VEE - .4" X 1" X 71.7" - SIERRA MAPLE
3A	M09565-01-YH7	EA	MOLDING - TRIM/VEE - .4" X 1" X 71.7" - BELMONT MAPLE
3A	M09565-01-YR3	EA	MOLDING - TRIM/VEE - .4" X 1" X 71.7" - HONEY CHERRY
3A	M09544-15-WB4	EA	MOLDING - TRIM/VEE - .4" X 1" X 64.5" - CONCERT CHERRY
3A	M09544-15-WB5	EA	MOLDING - TRIM/VEE - .4" X 1" X 64.5" - WASHED MAPLE
3A	M09544-15-WB6	EA	MOLDING - TRIM/VEE - .4" X 1" X 64.5" - SIERRA MAPLE
3A	M09544-15-Y92	EA	MOLDING - TRIM/VEE - .4" X 1" X 64.5" - HONEY CHERRY
3A	M09544-15-Y93	EA	MOLDING - TRIM/VEE - .4" X 1" X 64.5" - BELMONT MAPLE
3A	M09538-94-WH4	EA	MOLDING - TRIM/VEE - .4" X 1" X 71.1" - CONCERT CHERRY
3A	M09538-94-WH5	EA	MOLDING - TRIM/VEE - .4" X 1" X 71.1" - WASHED MAPLE
3A	M09538-94-WH6	EA	MOLDING - TRIM/VEE - .4" X 1" X 71.1" - SIERRA MAPLE
3A	M09538-94-YH7	EA	MOLDING - TRIM/VEE - .4" X 1" X 71.1" - BELMONT MAPLE
3A	M09538-94-YR3	EA	MOLDING - TRIM/VEE - .4" X 1" X 71.1" - HONEY CHERRY
3A	M09565-78-WH4	EA	MOLDING - TRIM/VEE - .4" X 1" X 70.2" - CONCERT CHERRY
3A	M09565-78-WH5	EA	MOLDING - TRIM/VEE - .4" X 1" X 70.2" - WASHED MAPLE
3A	M09565-78-WH6	EA	MOLDING - TRIM/VEE - .4" X 1" X 70.2" - SIERRA MAPLE
3A	M09565-78-YH7	EA	MOLDING - TRIM/VEE - .4" X 1" X 70.2" - BELMONT MAPLE
3A	M09565-78-YR3	EA	MOLDING - TRIM/VEE - .4" X 1" X 70.2" - HONEY CHERRY
3A	M09501-92-T78	EA	MOLDING - TRIM/VEE - .4" X 1" X 70" - CONCERT CHERRY
3A	M09501-92-T79	EA	MOLDING - TRIM/VEE - .4" X 1" X 70" - WASHED MAPLE
3A	M09501-92-T80	EA	MOLDING - TRIM/VEE - .4" X 1" X 70" - SIERRA MAPLE
3A	M09501-92-Y81	EA	MOLDING - TRIM/VEE - .4" X 1" X 70" - BELMONT MAPLE
3A	M09538-27-WH4	EA	MOLDING - TRIM/VEE - .4" X 1" X 71.1" - CONCERT CHERRY
3A	M09538-27-U67	EA	MOLDING - TRIM/VEE - .4" X 1" X 71.1" - WASHED MAPLE
3A	M09538-27-U68	EA	MOLDING - TRIM/VEE - .4" X 1" X 71.1" - SIERRA MAPLE
3A	M09538-27-Y81	EA	MOLDING - TRIM/VEE - .4" X 1" X 71.1" - BELMONT MAPLE
3A	M09538-27-YR3	EA	MOLDING - TRIM/VEE - .4" X 1" X 71.1" - HONEY CHERRY
3A	M09568-08-Y91	EA	MOLDING - TRIM/VEE - .4" X 1" X 66.9" - CONCERT CHERRY

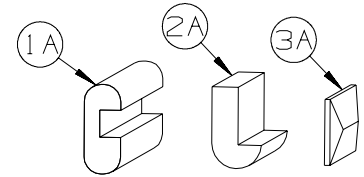


**INTERIOR FINISH GROUP (CONTINUED)**  
**MOLDINGS & TRIMS (CONTINUED)**

KEY	PART NUMBER	U/M	DESCRIPTION
3A	M09568-08-Y92	EA	MOLDING - TRIM/VEE - .4" X 1" X 66.9" - HONEY CHERRY
3A	M09568-08-Y93	EA	MOLDING - TRIM/VEE - .4" X 1" X 66.9" - BELMONT MAPLE
3A	M09553-03-WH4	EA	MOLDING - TRIM/VEE - .4" X 1" X 66.7" - CONCERT CHERRY
3A	M09553-03-WH5	EA	MOLDING - TRIM/VEE - .4" X 1" X 66.7" - WASHED MAPLE
3A	M09553-03-WH6	EA	MOLDING - TRIM/VEE - .4" X 1" X 66.7" - SIERRA MAPLE
3A	M09553-03-YH7	EA	MOLDING - TRIM/VEE - .4" X 1" X 66.7" - BELMONT MAPLE
3A	M09553-03-YR3	EA	MOLDING - TRIM/VEE - .4" X 1" X 66.7" - HONEY CHERRY
3A	M09538-93-WH4	EA	MOLDING - TRIM/VEE - .4" X 1" X 66.6" - CONCERT CHERRY
3A	M09538-93-WH5	EA	MOLDING - TRIM/VEE - .4" X 1" X 66.6" - WASHED MAPLE
3A	M09538-93-WH6	EA	MOLDING - TRIM/VEE - .4" X 1" X 66.6" - SIERRA MAPLE
3A	M09538-93-YH7	EA	MOLDING - TRIM/VEE - .4" X 1" X 66.6" - BELMONT MAPLE
3A	M09538-93-YR3	EA	MOLDING - TRIM/VEE - .4" X 1" X 66.6" - HONEY CHERRY
3A	M09544-33-W37	EA	MOLDING - TRIM/VEE - .4" X 1" X 66.5" - SIERRA MAPLE
3A	M09544-33-W38	EA	MOLDING - TRIM/VEE - .4" X 1" X 66.5" - WASHED MAPLE
3A	M09553-02-WH4	EA	MOLDING - TRIM/VEE - .4" X 1" X 66.4" - CONCERT CHERRY
3A	M09553-02-WH5	EA	MOLDING - TRIM/VEE - .4" X 1" X 66.4" - WASHED MAPLE
3A	M09553-02-WH6	EA	MOLDING - TRIM/VEE - .4" X 1" X 66.4" - SIERRA MAPLE
3A	M09553-02-YH7	EA	MOLDING - TRIM/VEE - .4" X 1" X 66.4" - BELMONT MAPLE
3A	M09553-02-YR3	EA	MOLDING - TRIM/VEE - .4" X 1" X 66.4" - HONEY CHERRY
3A	M09544-14-WB4	EA	MOLDING - TRIM/VEE - .4" X 1" X 64.5" - CONCERT CHERRY
3A	M09544-14-WB5	EA	MOLDING - TRIM/VEE - .4" X 1" X 64.5" - WASHED MAPLE
3A	M09544-14-WB6	EA	MOLDING - TRIM/VEE - .4" X 1" X 64.5" - SIERRA MAPLE
3A	M09544-14-Y92	EA	MOLDING - TRIM/VEE - .4" X 1" X 64.5" - HONEY CHERRY
3A	M09544-14-Y93	EA	MOLDING - TRIM/VEE - .4" X 1" X 64.5" - BELMONT MAPLE
3A	M09515-78-T78	EA	MOLDING - TRIM/VEE - .4" X 1" X 64.1" - CONCERT CHERRY
3A	M09515-78-T79	EA	MOLDING - TRIM/VEE - .4" X 1" X 64.1" - WASHED MAPLE
3A	M09515-78-T80	EA	MOLDING - TRIM/VEE - .4" X 1" X 64.1" - SIERRA MAPLE
3A	M09515-78-Y81	EA	MOLDING - TRIM/VEE - .4" X 1" X 64.1" - BELMONT MAPLE
3A	M09501-91-T78	EA	MOLDING - TRIM/VEE - .4" X 1" X 63.3" - CONCERT CHERRY
3A	M09501-91-T79	EA	MOLDING - TRIM/VEE - .4" X 1" X 63.3" - WASHED MAPLE
3A	M09501-91-T80	EA	MOLDING - TRIM/VEE - .4" X 1" X 63.3" - SIERRA MAPLE
3A	M09501-91-Y92	EA	MOLDING - TRIM/VEE - .4" X 1" X 63.3" - HONEY CHERRY
3A	M09501-91-Y93	EA	MOLDING - TRIM/VEE - .4" X 1" X 63.3" - BELMONT MAPLE
3A	M09503-91-T78	EA	MOLDING - TRIM/VEE - .4" X 1" X 63.1" - CONCERT CHERRY
3A	M09503-91-T79	EA	MOLDING - TRIM/VEE - .4" X 1" X 63.1" - WASHED MAPLE
3A	M09503-91-T80	EA	MOLDING - TRIM/VEE - .4" X 1" X 63.1" - SIERRA MAPLE
3A	M09503-91-Y92	EA	MOLDING - TRIM/VEE - .4" X 1" X 63.1" - HONEY CHERRY
3A	M09503-91-Y93	EA	MOLDING - TRIM/VEE - .4" X 1" X 63.1" - BELMONT MAPLE
3A	M09568-73-YL4	EA	MOLDING - TRIM/VEE - .4" X 1" X 62.3" - CONCERT CHERRY
3A	M09568-73-YL5	EA	MOLDING - TRIM/VEE - .4" X 1" X 62.3" - HONEY CHERRY
3A	M09568-73-YL6	EA	MOLDING - TRIM/VEE - .4" X 1" X 62.3" - BELMONT MAPLE
3A	M09568-73-YL7	EA	MOLDING - TRIM/VEE - .4" X 1" X 62.3" - WASHED MAPLE
3A	M09544-22-WB4	EA	MOLDING - TRIM/VEE - .4" X 1" X 61.7" - CONCERT CHERRY
3A	M09544-22-WB5	EA	MOLDING - TRIM/VEE - .4" X 1" X 61.7" - WASHED MAPLE
3A	M09544-22-WB6	EA	MOLDING - TRIM/VEE - .4" X 1" X 61.7" - SIERRA MAPLE
3A	M09544-22-YL5	EA	MOLDING - TRIM/VEE - .4" X 1" X 61.7" - HONEY CHERRY
3A	M09544-22-YL6	EA	MOLDING - TRIM/VEE - .4" X 1" X 61.7" - BELMONT MAPLE
3A	M09583-41-WH4	EA	MOLDING - TRIM/VEE - .4" X 1" X 61" - CONCERT CHERRY
3A	M09583-41-WH5	EA	MOLDING - TRIM/VEE - .4" X 1" X 61" - WASHED MAPLE
3A	M09583-41-WH6	EA	MOLDING - TRIM/VEE - .4" X 1" X 61" - SIERRA MAPLE
3A	M09583-41-YH7	EA	MOLDING - TRIM/VEE - .4" X 1" X 61" - BELMONT MAPLE
3A	M09583-41-YR3	EA	MOLDING - TRIM/VEE - .4" X 1" X 61" - HONEY CHERRY
3A	M09566-15-Y79	EA	MOLDING - TRIM/VEE - .4" X 1" X 60.2" - SIERRA MAPLE
3A	M09566-15-Y80	EA	MOLDING - TRIM/VEE - .4" X 1" X 60.2" - CONCERT CHERRY
3A	M09566-15-Y81	EA	MOLDING - TRIM/VEE - .4" X 1" X 60.2" - BELMONT MAPLE
3A	M09568-72-YL4	EA	MOLDING - TRIM/VEE - .4" X 1" X 58.8" - CONCERT CHERRY
3A	M09568-72-YL5	EA	MOLDING - TRIM/VEE - .4" X 1" X 58.8" - HONEY CHERRY
3A	M09568-72-YL6	EA	MOLDING - TRIM/VEE - .4" X 1" X 58.8" - BELMONT MAPLE
3A	M09568-72-YL7	EA	MOLDING - TRIM/VEE - .4" X 1" X 58.8" - WASHED MAPLE
3A	M09565-49-WH4	EA	MOLDING - TRIM/VEE - .4" X 1" X 58.7" - CONCERT CHERRY
3A	M09565-49-WH5	EA	MOLDING - TRIM/VEE - .4" X 1" X 58.7" - WASHED MAPLE
3A	M09565-49-WH6	EA	MOLDING - TRIM/VEE - .4" X 1" X 58.7" - SIERRA MAPLE
3A	M09565-49-YH7	EA	MOLDING - TRIM/VEE - .4" X 1" X 58.7" - BELMONT MAPLE
3A	M09565-49-YR3	EA	MOLDING - TRIM/VEE - .4" X 1" X 58.7" - HONEY CHERRY

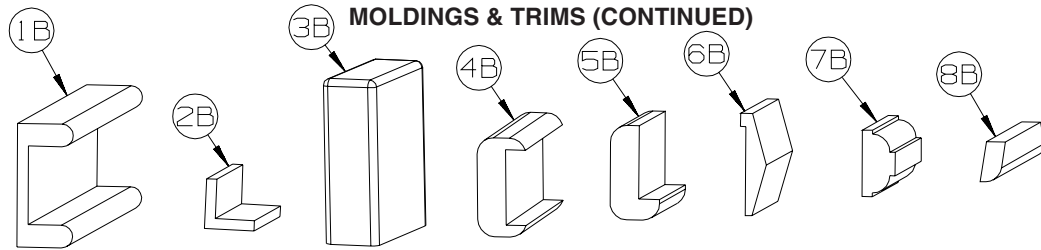
**INTERIOR FINISH GROUP (CONTINUED)**  
**MOLDINGS & TRIMS (CONTINUED)**

KEY	PART NUMBER	U/M	DESCRIPTION
3A	M09553-85-WB4	EA	MOLDING - TRIM/VEE - .4" X 1" X 43.4" - CONCERT CHERRY
3A	M09553-85-WB5	EA	MOLDING - TRIM/VEE - .4" X 1" X 43.4" - WASHED MAPLE
3A	M09553-85-WB6	EA	MOLDING - TRIM/VEE - .4" X 1" X 43.4" - SIERRA MAPLE
3A	M09553-85-Y92	EA	MOLDING - TRIM/VEE - .4" X 1" X 43.4" - HONEY CHERRY
3A	M09553-85-Y93	EA	MOLDING - TRIM/VEE - .4" X 1" X 43.4" - BELMONT MAPLE
3A	M09553-28-WH4	EA	MOLDING - TRIM/VEE - .4" X 1" X 48" - CONCERT CHERRY
3A	M09553-28-WH5	EA	MOLDING - TRIM/VEE - .4" X 1" X 48" - WASHED MAPLE
3A	M09553-28-WH6	EA	MOLDING - TRIM/VEE - .4" X 1" X 48" - SIERRA MAPLE
3A	M09553-28-YH7	EA	MOLDING - TRIM/VEE - .4" X 1" X 48" - BELMONT MAPLE
3A	M09553-28-YR3	EA	MOLDING - TRIM/VEE - .4" X 1" X 48" - HONEY CHERRY
3A	M09544-24-WB4	EA	MOLDING - TRIM/VEE - .4" X 1" X 46.2" - CONCERT CHERRY
3A	M09544-24-WB5	EA	MOLDING - TRIM/VEE - .4" X 1" X 46.2" - WASHED MAPLE
3A	M09544-24-WB6	EA	MOLDING - TRIM/VEE - .4" X 1" X 46.2" - SIERRA MAPLE
3A	M09544-24-Y92	EA	MOLDING - TRIM/VEE - .4" X 1" X 46.2" - HONEY CHERRY
3A	M09544-24-Y93	EA	MOLDING - TRIM/VEE - .4" X 1" X 46.2" - BELMONT MAPLE
3A	M09565-77-WH4	EA	MOLDING - TRIM/VEE - .4" X 1" X 42.5" - CONCERT CHERRY
3A	M09565-77-WH5	EA	MOLDING - TRIM/VEE - .4" X 1" X 42.5" - WASHED MAPLE
3A	M09565-77-WH6	EA	MOLDING - TRIM/VEE - .4" X 1" X 42.5" - SIERRA MAPLE
3A	M09565-77-YH7	EA	MOLDING - TRIM/VEE - .4" X 1" X 42.5" - BELMONT MAPLE
3A	M09565-77-YR3	EA	MOLDING - TRIM/VEE - .4" X 1" X 42.5" - HONEY CHERRY
3A	M09544-56-WB4	EA	MOLDING - TRIM/VEE - .4" X 1" X 6.1" - CONCERT CHERRY
3A	M09544-56-WB5	EA	MOLDING - TRIM/VEE - .4" X 1" X 6.1" - WASHED MAPLE
3A	M09544-56-WB6	EA	MOLDING - TRIM/VEE - .4" X 1" X 6.1" - SIERRA MAPLE
3A	M09538-70-Y91	EA	MOLDING - TRIM/VEE - .4" X 1" X 63.9" - CONCERT CHERRY
3A	M09538-70-U68	EA	MOLDING - TRIM/VEE - .4" X 1" X 63.9" - SIERRA MAPLE
3A	M09538-70-U67	EA	MOLDING - TRIM/VEE - .4" X 1" X 63.9" - WASHED MAPLE
3A	M09538-70-Y92	EA	MOLDING - TRIM/VEE - .4" X 1" X 63.9" - HONEY CHERRY
3A	M09538-70-Y93	EA	MOLDING - TRIM/VEE - .4" X 1" X 63.9" - BELMONT MAPLE



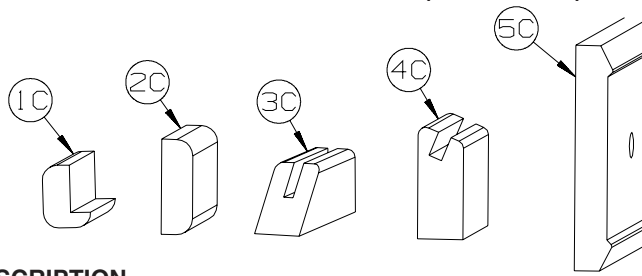


## INTERIOR FINISH GROUP (CONTINUED)



KEY	PART NUMBER	U/M	DESCRIPTION
1B	M09501-84-TG1	EA	MOLDING/TRIM - CAP/WALL - 2.2" X 85.9" - CONCERT CHERRY
1B	M09501-84-TG2	EA	MOLDING/TRIM - CAP/WALL - 2.2" X 85.9" - WASHED MAPLE
1B	M09501-84-TG3	EA	MOLDING/TRIM - CAP/WALL - 2.2" X 85.9" - HONEY CHERRY
1B	M09520-04-TD3	EA	MOLDING/TRIM - CAP/WALL - 2.2" X 80.5" - SIERRA MAPLE
1B	M09534-34-Y93	EA	MOLDING/TRIM - CAP/WALL - 2.2" X 80.5" - BELMONT MAPLE
2B	M09511-81-TA1	EA	MOLDING/TRIM - L SHAPE - .8"X .8"X 80.2" - CONCERT CHERRY
2B	M09511-81-TA2	EA	MOLDING/TRIM - L SHAPE - .8"X .8"X 80.2" - WASHED MAPLE
2B	M09511-81-TA3	EA	MOLDING/TRIM - L SHAPE - .8"X .8"X 80.2" - SIERRA MAPLE
2B	M09565-21-YL5	EA	MOLDING/TRIM - L SHAPE - .8"X .8"X 47.7" - HONEY CHERRY
2B	M09565-21-YL6	EA	MOLDING/TRIM - L SHAPE - .8"X .8"X 47.7" - BELMONT MAPLE
3B	M09515-81-T01	EA	MOLDING/HARDWOOD STRAIGHT - 74.3" - WASHED MAPLE
3B	M09515-81-T02	EA	MOLDING/HARDWOOD STRAIGHT - 74.3" - HONEY CHERRY
4B	M09511-42-T78	EA	MOLDING - TRIM - W/NOTCH - 1.5" X 86.4" - CONCERT CHERRY
4B	M09511-42-T79	EA	MOLDING - TRIM - W/NOTCH - 1.5" X 86.4" - WASHED MAPLE
4B	M09511-42-T80	EA	MOLDING - TRIM - W/NOTCH - 1.5" X 86.4" - SIERRA MAPLE
4B	M09511-42-W66	EA	MOLDING - TRIM - W/NOTCH - 1.5" X 86.4" - HONEY CHERRY
4B	M09511-42-YN2	EA	MOLDING - TRIM - W/NOTCH - 1.5" X 86.4" - BELMONT MAPLE
5B	M09515-18-T78	EA	MOLDING - HARDWOOD-W/NOTCH - 1.4"X 86.2" - CONCERT CHERRY
5B	M09553-66-U22	EA	MOLDING - HARDWOOD-W/NOTCH - 1.4"X 96" - WASHED MAPLE
5B	M09515-18-T80	EA	MOLDING - HARDWOOD-W/NOTCH - 1.4"X 86.2" - SIERRA MAPLE
5B	M09553-66-U21	EA	MOLDING - HARDWOOD-W/NOTCH - 1.4"X 96" - HONEY CHERRY
5B	M09515-12-YG3	EA	MOLDING - HARDWOOD-W/NOTCH - 1.4"X 86.14" - BELMONT MAPLE
6B	M09568-36-YK0	EA	MOLDING - TRIM/VEE - 1.5" X 76.3" - CONCERT CHERRY
6B	M09568-36-YK1	EA	MOLDING - TRIM/VEE - 1.5" X 76.3" - HONEY CHERRY
6B	M09568-36-YK2	EA	MOLDING - TRIM/VEE - 1.5" X 76.3" - BELMONT MAPLE
6B	M09568-36-YK3	EA	MOLDING - TRIM/VEE - 1.5" X 76.3" - WASHED MAPLE
6B	M09553-53-WH6	EA	MOLDING - TRIM/VEE - NOTCHED - 1.5" X 20.6" - SIERRA MAPLE
7B	Y00076-32-438	EA	MOLDING/TRIM - .5" X 1" X 96" - CHERRY (UNSTAINED)
7B	Y00076-22-438	EA	MOLDING/TRIM - .5" X 1" X 96" - MAPLE (UNSTAINED)
8B	M09525-92-T78	EA	MOLDING/TRIM - .5" X 1" X 75.6" - CONCERT CHERRY
8B	M09525-92-T79	EA	MOLDING/TRIM - .5" X 1" X 75.6" - WASHED MAPLE
8B	M09525-92-T80	EA	MOLDING/TRIM - .5" X 1" X 75.6" - SIERRA MAPLE
8B	M09525-92-Y92	EA	MOLDING/TRIM - .5" X 1" X 75.6" - HONEY CHERRY
8B	M09525-92-Y93	EA	MOLDING/TRIM - .5" X 1" X 75.6" - BELMONT MAPLE
8B	Y00086-D2-438	EA	MOLDING - VINYL WRAP - .7" X 1.6" X 96" - CONCERT CHERRY
8B	Y00086-A2-438	EA	MOLDING - VINYL WRAP - .7" X 1.6" X 96" - WASHED MAPLE
8B	Y00086-92-438	EA	MOLDING - VINYL WRAP - .7" X 1.6" X 96" - SIERRA MAPLE
8B	Y00086-82-438	EA	MOLDING - VINYL WRAP - .7" X 1.6" X 96" - HONEY CHERRY
8B	Y00086-E2-438	EA	MOLDING - VINYL WRAP - .7" X 1.6" X 96" - BELMONT MAPLE
8B	Y00087-D2-438	EA	MOLDING - VINYL WRAP - .7" X 2.9" X 96" - CONCERT CHERRY
8B	Y00087-A2-438	EA	MOLDING - VINYL WRAP - .7" X 2.9" X 96" - WASHED MAPLE
8B	Y00087-92-438	EA	MOLDING - VINYL WRAP - .7" X 2.9" X 96" - SIERRA MAPLE
8B	Y00087-82-438	EA	MOLDING - VINYL WRAP - .7" X 2.9" X 96" - HONEY CHERRY
8B	Y00087-E2-438	EA	MOLDING - VINYL WRAP - .7" X 2.9" X 96" - BELMONT MAPLE

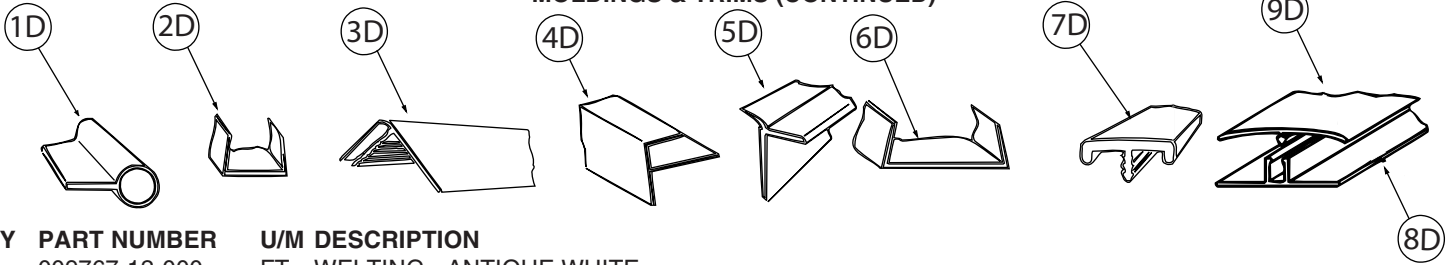
**INTERIOR FINISH GROUP (CONTINUED)**  
**MOLDINGS & TRIMS (CONTINUED)**



KEY	PART NUMBER	U/M	DESCRIPTION
1C	M09520-19-TD1	EA	MOLDING - TRIM - W/NOTCH - 1" X 86.3" - CONCERT CHERRY
1C	M09520-19-TD2	EA	MOLDING - TRIM - W/NOTCH - 1" X 86.3" - WASHED MAPLE
1C	M09520-19-TD3	EA	MOLDING - TRIM - W/NOTCH - 1" X 86.3" - HONEY CHERRY
1C	M09534-07-YG3	EA	MOLDING - TRIM - W/NOTCH - 1" X 85.7" - BELMONT MAPLE
1C	M09583-98-Y79	EA	MOLDING - HARDWOOD - .75" X 1.4" X 86.6" - SIERRA MAPLE
1C	M09583-98-Y80	EA	MOLDING - HARDWOOD - .75" X 1.4" X 86.6" - CONCERT CHERRY
1C	M09583-98-WH6	EA	MOLDING - HARDWOOD - .75" X 1.4" X 86.6" - BELMONT MAPLE
1C	M09565-68-YL5	EA	MOLDING - HARDWOOD - .75" X 1.4" X 81.9" - HONEY CHERRY
1C	M09565-68-WH5	EA	MOLDING - HARDWOOD - .75" X 1.4" X 81.9" - WASHED MAPLE
2C	M09511-46-T78	EA	MOLDING/TRIM - .5" X 1.5" X 86.5" - CONCERT CHERRY
2C	M09511-46-T79	EA	MOLDING/TRIM - .5" X 1.5" X 86.5" - WASHED MAPLE
2C	M09511-46-T80	EA	MOLDING/TRIM - .5" X 1.5" X 86.5" - SIERRA MAPLE
2C	M09515-13-YG3	EA	MOLDING/TRIM - .5" X 1.5" X 86.06" - BELMONT MAPLE
2C	M09553-82-YR0	EA	MOLDING/TRIM - .5" X 1.5" X 86" - HONEY CHERRY
3C	Y00223-22-438	EA	MOLDING - HARDWOOD/MAPLE - .7" X 1" X 96" - UNSTAINED MAPLE
3C	Y00223-32-438	EA	MOLDING - HARDWOOD/CHERRY - .7" X 1" X 96" - UNSTAINED CHERRY
3C	Y00223-42-438	EA	MOLDING - HARDWOOD/CHERRY - .7" X 1" X 96" - UNSTAINED OAK
4C	Y00054-A2-438	EA	MOLDING - VINYL - W/SLOT - .7"X 1.9"X 96" - WASHED MAPLE
4C	Y00054-D2-438	EA	MOLDING - VINYL - W/SLOT - .7"X 1.9"X 96" - CONCERT CHERRY
4C	Y00054-E2-438	EA	MOLDING - VINYL - W/SLOT - .7"X 1.9"X 96" - BELMONT MAPLE
4C	Y00054-22-438	EA	MOLDING - VINYL - W/SLOT - .7"X 1.9"X 96" - WASHED MAPLE
4C	Y00054-82-438	EA	MOLDING - VINYL - W/SLOT - .7"X 1.9"X 96" - HONEY CHERRY
4C	Y00054-92-438	EA	MOLDING - VINYL - W/SLOT - .7"X 1.9"X 96" - SIERRA MAPLE
4C	Y00276-A2-438	EA	MOLDING - VINYL - W/SLOT - .7"X 1.9"X 96" - WASHED MAPLE
4C	Y00276-D2-438	EA	MOLDING - VINYL - W/SLOT - .7"X 1.9"X 96" - CONCERT CHERRY
4C	Y00276-E2-438	EA	MOLDING - VINYL - W/SLOT - .7"X 1.9"X 96" - BELMONT MAPLE
4C	Y00276-82-438	EA	MOLDING - VINYL - W/SLOT - .7"X 1.9"X 96" - HONEY CHERRY
4C	Y00276-92-438	EA	MOLDING - VINYL - W/SLOT - .7"X 1.9"X 96" - SIERRA MAPLE
5C	Y00152-A2-438	EA	MOLDING/TRIM - VINYL - .6" X 3.5" X 96" - WASHED MAPLE
5C	Y00152-D2-438	EA	MOLDING/TRIM - VINYL - .6" X 3.5" X 96" - CONCERT CHERRY
5C	Y00152-E2-438	EA	MOLDING/TRIM - VINYL - .6" X 3.5" X 96" - BELMONT MAPLE
5C	Y00152-22-438	EA	MOLDING/TRIM - VINYL - .6" X 3.5" X 96" - WASHED MAPLE
5C	Y00152-92-438	EA	MOLDING/TRIM - VINYL - .6" X 3.5" X 96" - SIERRA MAPLE

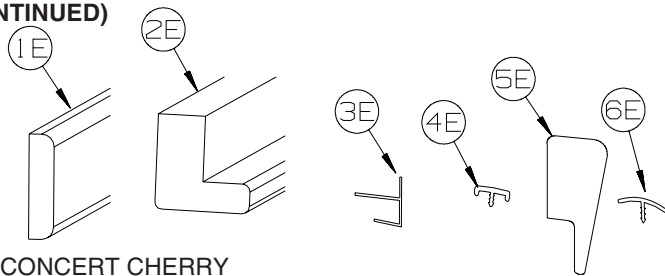
## INTERIOR FINISH GROUP (CONTINUED)

### MOLDINGS & TRIMS (CONTINUED)

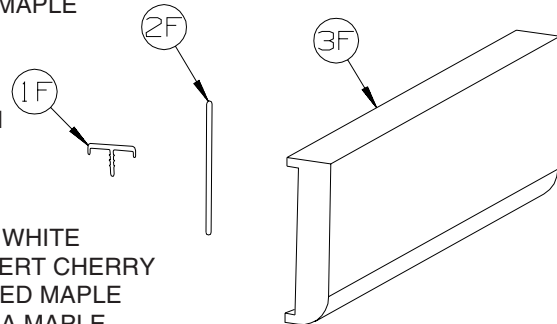


KEY	PART NUMBER	U/M	DESCRIPTION
1D	009767-12-000	FT	WELTING - ANTIQUE WHITE
2D	009778-25-000	FT	U-CHANNEL - 1" - BEIGE ILLUSION
2D	009778-26-000	FT	U-CHANNEL - 1 1/4" - BEIGE ILLUSION
2D	009778-38-000	FT	U-CHANNEL - 1" - BONE
2D	009778-34-000	FT	U-CHANNEL - 1" - CONCERT CHERRY
2D	009778-27-000	FT	U-CHANNEL - 1" - WASHED MAPLE
2D	009778-35-000	FT	U-CHANNEL - 1" - HONEY CHERRY
2D	009778-36-000	FT	U-CHANNEL - 1" - SIERRA MAPLE
2D	009778-39-000	FT	U-CHANNEL - 1" - BELMONT MAPLE
3D	009809-30-000	EA	MOLDING - CORNER - OUTSIDE - 1" X 84" - BEIGE ILLUSION
3D	009809-37-000	EA	MOLDING - CORNER - OUTSIDE - 1" X 84" - BONE
3D	009809-33-000	EA	MOLDING - CORNER - OUTSIDE - 1" X 84" - CONCERT CHERRY
3D	009809-31-000	EA	MOLDING - CORNER - OUTSIDE - 1" X 84" - WASHED MAPLE
3D	009809-35-000	EA	MOLDING - CORNER - OUTSIDE - 1" X 84" - SIERRA MAPLE
4D	009812-31-000	EA	MOLDING - CORNER - 1/2" W/1/4"CHAN X 84" - BEIGE ILLUSION
4D	009812-40-000	EA	MOLDING - CORNER - 1/2" W/1/4"CHAN X 84" - BONE
4D	009812-36-000	EA	MOLDING - CORNER - 1/2" W/1/4"CHAN X 84" - CONCERT CHERRY
4D	009812-33-000	EA	MOLDING - CORNER - 1/2" W/1/4"CHAN X 84" - WASHED MAPLE
4D	009812-37-000	EA	MOLDING - CORNER - 1/2" W/1/4"CHAN X 84" - HONEY CHERRY
4D	009812-38-000	EA	MOLDING - CORNER - 1/2" W/1/4"CHAN X 84" - SIERRA MAPLE
4D	009812-41-000	EA	MOLDING - CORNER - 1/2" W/1/4"CHAN X 84" - BELMONT MAPLE
5D	168943-01-01A	FT	MOLDING - REVERSE COVE - T-SHAPED - BRIGHT WHITE
5D	168943-01-02A	FT	MOLDING - REVERSE COVE - T-SHAPED - BONE
6D	070504-42-000	FT	U-CHANNEL - PLASTIC - .13" X 84" - BEIGE ILLUSION
6D	070504-69-000	FT	U-CHANNEL - PLASTIC - .13" X 84" - BONE
6D	070504-43-000	FT	U-CHANNEL - PLASTIC - .9" X 96" - BEIGE ILLUSION
6D	070504-70-000	FT	U-CHANNEL - PLASTIC - .8" X 84" - BONE
6D	070504-60-000	FT	U-CHANNEL - PLASTIC - .13" X 84" - CONCERT CHERRY
6D	070504-61-000	FT	U-CHANNEL - PLASTIC - .9" X 84" - CONCERT CHERRY
6D	070504-50-000	FT	U-CHANNEL - PLASTIC - .13" X 96" - WASHED MAPLE
6D	070504-51-000	FT	U-CHANNEL - PLASTIC - .9" X 96" - WASHED MAPLE
6D	070504-62-000	FT	U-CHANNEL - PLASTIC - 1.65" X 84" - HONEY CHERRY
6D	070504-63-000	FT	U-CHANNEL - PLASTIC - .9" X 84" - HONEY CHERRY
6D	070504-65-000	FT	U-CHANNEL - PLASTIC - .07" X 96" - SIERRA MAPLE
6D	070504-66-000	FT	U-CHANNEL - PLASTIC - .8" X 84" - SIERRA MAPLE
7D	083620-25-000	FT	MOLDING-T - W/EDGE LIP - 7/8" FACE - BONE
7D	083620-19-000	FT	MOLDING-T - W/EDGE LIP - 7/8" FACE - WASHED MAPLE
7D	083620-24-000	FT	MOLDING-T - W/EDGE LIP - 7/8" FACE - HONEY CHERRY
7D	083620-22-000	FT	MOLDING-T - W/EDGE LIP - 7/8" FACE - SIERRA MAPLE
8D	086229-01-000	EA	RETAINER - BATTEN - .75" X 92.1" - ANY COLOR
9D	086229-12-000	EA	BATTEN - 1.5" OFFSET X 96.8" - MODERN IVORY
9D	086229-20-000	EA	BATTEN - 1" X 96" - BEIGE

**INTERIOR FINISH GROUP (CONTINUED)**  
**MOLDINGS & TRIMS (CONTINUED)**



KEY	PART NUMBER	U/M	DESCRIPTION
1E	100818-01-23A	EA	MOLDING - VINYL WRPPD - 1.6" X .4" X 84" - CONCERT CHERRY
1E	100818-01-21A	EA	MOLDING - VINYL WRAPPED - 1.6" X .4" X 84" - WASHED MAPLE
1E	100818-01-14A	EA	MOLDING - VINYL WRAPPED - 1.6" X .4" X 84" - HONEY CHERRY
1E	100818-01-22A	EA	MOLDING - VINYL WRAPPED - 1.6" X .4" X 84" - SIERRA MAPLE
2E	100819-01-23A	EA	MOLDING - VYL WRPPD-L-SHPD-1.5"X1.5"X84" - CONCERT CHERRY
2E	100819-01-21A	EA	MOLDING - VINYL WRAPPED-L-SHAPED-1.5"X1.5"X84" - WASHED MAPLE
2E	100819-01-14A	EA	MOLDING - VINYL WRAPPED-L-SHAPED-1.5"X1.5"X84" - HONEY CHERRY
2E	100819-01-22A	EA	MOLDING - VINYL WRAPPED-L-SHAPED-1.5"X1.5"X84" - SIERRA MAPLE
3E	103186-01-07A	FT	MOLDING/PLASTIC - 3/8" U-CHANNEL-3/4" FACE - BEIGE ILLUSION
3E	103186-01-10A	FT	MOLDING/PLASTIC - 3/8" U-CHANNEL-3/4" FACE - CONCERT CHERRY
3E	103186-01-08A	FT	MOLDING/PLASTIC - 3/8" U-CHANNEL-3/4" FACE- 8" - WASHED MAPLE
3E	103186-01-11A	FT	MOLDING/PLASTIC - 3/8" U-CHANNEL-3/4" FACE - HONEY CHERRY
3E	103186-01-12A	FT	MOLDING/PLASTIC - 3/8" U-CHANNEL-3/4" FACE - SIERRA MAPLE
3E	103186-01-14A	FT	MOLDING/PLASTIC - 3/8" U-CHANNEL-3/4" FACE - BELMONT MAPLE
3E	103186-02-07A	FT	MOLDING/PLASTIC-1" U-CHANNEL-1 3/8" FACE - BEIGE ILLUSION
3E	103186-02-10A	FT	MOLDING/PLASTIC - 1" U-CHANNEL-1 3/8" FACE - CONCERT CHERRY
3E	103186-02-08A	FT	MOLDING/PLASTIC - 1" U-CHANNEL-1 3/8" FACE - WASHED MAPLE
3E	103186-02-11A	FT	MOLDING/PLASTIC - 1" U-CHANNEL-1 3/8" FACE - HONEY CHERRY
3E	103186-02-12A	FT	MOLDING/PLASTIC - 1" U-CHANNEL-1 3/8" FACE - SIERRA MAPLE
4E	104676-02-14A	FT	MOLDING-T - W/EDGE LIP - 11/16" FACE - BELMONT MAPLE
5E	105004-01-21A	EA	MOLDING - VINYL WRAP - 1" X 96" - WASHED MAPLE
5E	105004-01-24A	EA	MOLDING - VINYL WRAP - 1" X 96" - HONEY CHERRY
5E	105004-01-22A	EA	MOLDING - VINYL WRAP - 1" X 96" - SIERRA MAPLE
6E	105709-02-000	FT	MOLDING-T - 1" FACE - 5/16" BARB - BEIGE ILLUSION



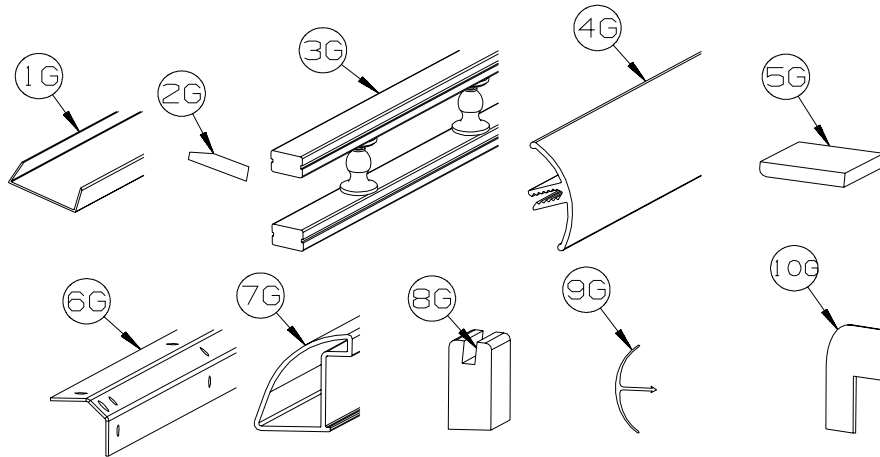
KEY	PART NUMBER	U/M	DESCRIPTION
1F	119520-01-01A	FT	MOLDING-T - OFFSET W/EDGE LIP - 1.3" FACE - OFF WHITE
1F	119520-03-02A	FT	MOLDING-T - OFFSET W/EDGE LIP - 1" FACE - CONCERT CHERRY
1F	119520-03-03A	FT	MOLDING-T - OFFSET W/EDGE LIP - 1" FACE - WASHED MAPLE
1F	119520-03-05A	FT	MOLDING-T - OFFSET W/EDGE LIP - 1" FACE - SIERRA MAPLE
1F	119520-03-06A	FT	MOLDING-T - OFFSET W/EDGE LIP - 1" FACE - HONEY CHERRY
1F	119520-03-07A	FT	MOLDING-T - OFFSET W/EDGE LIP - 1" FACE - BELMONT MAPLE
2F	127842-01-01A	FT	SEAL - SIGHT SHIELD - 2" BLACK
	160300-A2-438	EA	LUMBER - VINYL WRAPPED - .7" X .75" X 96" - CONCERT CHERRY
	160300-D2-438	EA	LUMBER - VINYL WRAPPED - .7" X 1.5" X 96" - CONCERT CHERRY
	160300-E2-438	EA	LUMBER - VINYL WRAPPED - .7" X 2" X 96" - CONCERT CHERRY
	160300-F2-438	EA	LUMBER - VINYL WRAPPED - .7" X 2.5" X 96" - CONCERT CHERRY
	160300-G2-438	EA	LUMBER - VINYL WRAPPED - .7" X 3" X 96" - CONCERT CHERRY
	160300-H2-438	EA	LUMBER - VINYL WRAPPED - .7" X 3.5" X 96" - CONCERT CHERRY
	160300-J2-438	EA	LUMBER - VINYL WRAPPED - .7" X 5.5" X 96" - CONCERT CHERRY
	160300-K2-438	EA	LUMBER - VINYL WRAPPED - .7" X 3.9" X 96" - CONCERT CHERRY
	160300-R2-438	EA	LUMBER - VINYL WRAPPED - .7" X 3" X 96" - CONCERT CHERRY
3F	160301-D2-134	EA	MOLDING - VINYL WRAPPED - .7" X 1.6" X 84" - CONCERT CHERRY
3F	160301-D2-743	EA	MOLDING - VINYL WRAPPED - .7" X 1.6" X 108" - CONCERT CHERRY
3F	160301-F2-134	EA	MOLDING - VINYL WRAPPED - .7" X 2.5" X 84" - CONCERT CHERRY
3F	160301-F2-743	EA	MOLDING - VINYL WRPPD - .7" X 2.5" X 108" - CONCERT CHERRY
3F	160301-F2-438	EA	MOLDING - VINYL WRPPD - .7" X 2.5" X 96" - CONCERT CHERRY
	146419-A2-438	EA	LUMBER - VINYL WRAPPED - .7" X .75" X 96" - HONEY CHERRY
	146419-D2-438	EA	LUMBER - VINYL WRAPPED - .7" X 1.5" X 96" - HONEY CHERRY
	146419-E2-438	EA	LUMBER - VINYL WRAPPED - .7" X 2" X 96" - HONEY CHERRY
	146419-F2-438	EA	LUMBER - VINYL WRAPPED - .7" X 2.5" X 96" - HONEY CHERRY
	146419-G2-438	EA	LUMBER - VINYL WRAPPED - .7" X 3" X 96" - HONEY CHERRY
	146419-H2-438	EA	LUMBER - VINYL WRAPPED - .7" X 3.5" X 96" - HONEY CHERRY
	146419-J2-438	EA	LUMBER - VINYL WRAPPED - .7" X 5.5" X 96" - HONEY CHERRY
	146419-J2-743	EA	LUMBER - VINYL WRAPPED - .7" X 5.5" X 108" - HONEY CHERRY
	146419-K2-438	EA	LUMBER - VINYL WRAPPED - .7" X 3.9" X 96" - HONEY CHERRY

**INTERIOR FINISH GROUP (CONTINUED)**  
**MOLDINGS & TRIMS (CONTINUED)**

<b>KEY</b>	<b>PART NUMBER</b>	<b>U/M</b>	<b>DESCRIPTION</b>
	146419-R2-438	EA	LUMBER - VINYL WRAPPED - .7" X 3" X 96" - HONEY CHERRY
	146419-S2-438	EA	LUMBER - VINYL WRAPPED/FULL - .7"X 3.5"X 96" - HONEY CHERRY
	146419-T2-438	EA	LUMBER - VINYL WRAPPED/FULL - .7"X 5.5"X 96" - HONEY CHERRY
3F	146425-D2-134	EA	MOLDING - VINYL WRAPPED - .7" X 1.6" X 83.9" - HONEY CHERRY
3F	146425-F2-438	EA	MOLDING - VINYL WRAPPED - .7" X 2.6" X 96" - HONEY CHERRY
	149325-A2-438	EA	LUMBER - VINYL WRAPPED - .7" X .75" X 96" - WASHED MAPLE
	149325-D2-438	EA	LUMBER - VINYL WRAPPED - .7" X 1.5" X 96" - WASHED MAPLE
	149325-E2-438	EA	LUMBER - VINYL WRAPPED - .7" X 2" X 96" - WASHED MAPLE
	149325-F2-438	EA	LUMBER - VINYL WRAPPED - .7" X 2.5" X 96" - WASHED MAPLE
	149325-G2-438	EA	LUMBER - VINYL WRAPPED - .7" X 3" X 96" - WASHED MAPLE
	149325-H2-438	EA	LUMBER - VINYL WRAPPED - .7" X 3.5" X 96" - WASHED MAPLE
	149325-J2-438	EA	LUMBER - VINYL WRAPPED - .7" X 5.5" X 96" - WASHED MAPLE
	149325-J2-743	EA	LUMBER - VINYL WRAPPED - .7" X 5.5" X 108" - WASHED MAPLE
	149325-K2-438	EA	LUMBER - VINYL WRAPPED - .7" X 3.9" X 96" - WASHED MAPLE
	149325-R2-438	EA	LUMBER - VINYL WRAPPED - .7" X 3" X 96" - WASHED MAPLE
3F	149326-D2-134	EA	MOLDING - VINYL WRAPPED - .7" X 1.5" X 83.9" - WASHED MAPLE
3F	149326-D2-743	EA	MOLDING - VINYL WRAPPED - .7" X 1.5" X 108" - WASHED MAPLE
3F	149326-F2-134	EA	MOLDING - VINYL WRAPPED - .7" X 2.5" X 83.9" - WASHED MAPLE
3F	149326-F2-438	EA	MOLDING - VINYL WRAPPED - .7" X 2.5" X 96" - WASHED MAPLE
3F	149326-F2-743	EA	MOLDING - VINYL WRAPPED - .7" X 2.5" X 108" - WASHED MAPLE
	149330-A2-438	EA	LUMBER - VINYL WRAPPED - .7" X .75" X 96" - SIERRA MAPLE
	149330-D2-438	EA	LUMBER - VINYL WRAPPED - .7" X 1.5" X 96" - SIERRA MAPLE
	149330-E2-438	EA	LUMBER - VINYL WRAPPED - .7" X 2" X 96" - SIERRA MAPLE
	149330-F2-438	EA	LUMBER - VINYL WRAPPED - .7" X 2.5" X 96" - SIERRA MAPLE
	149330-G2-438	EA	LUMBER - VINYL WRAPPED - .7" X 3" X 96" - SIERRA MAPLE
	149330-H2-438	EA	LUMBER - VINYL WRAPPED - .7" X 3.5" X 96" - SIERRA MAPLE
	149330-J2-438	EA	LUMBER - VINYL WRAPPED - .7" X 5.5" X 96" - SIERRA MAPLE
	149330-J2-743	EA	LUMBER - VINYL WRAPPED - .7" X 5.5" X 108" - SIERRA MAPLE
	149330-K2-438	EA	LUMBER - VINYL WRAPPED - .7" X 3.9" X 96" - SIERRA MAPLE
	149330-R2-438	EA	LUMBER - VINYL WRAPPED - .7" X 3" X 96" - SIERRA MAPLE
3F	166208-D2-134	EA	MOLDING - VINYL WRAP - .7" X 1.5" X 84" - BELMONT MAPLE
3F	166208-D2-743	EA	MOLDING - VINYL WRAP - .7" X 1.5" X 108" - BELMONT MAPLE
3F	166208-F2-134	EA	MOLDING - VINYL WRAP - .7" X 2.5" X 84" - BELMONT MAPLE
3F	166208-F2-438	EA	MOLDING - VINYL WRAP - .7" X 2.5" X 96" - BELMONT MAPLE
3F	166208-F2-743	EA	MOLDING - VINYL WRAP - .7" X 2.5" X 108" - BELMONT MAPLE
	166206-A2-438	EA	LUMBER - VINYL WRAPPED - .7" X .75" X 96" - BELMONT MAPLE
	166206-D2-438	EA	LUMBER - VINYL WRAPPED - .7" X 1.5" X 96" - BELMONT MAPLE
	166206-E2-438	EA	LUMBER - VINYL WRAPPED - .7" X 2" X 96" - BELMONT MAPLE
	166206-F2-438	EA	LUMBER - VINYL WRAPPED - .7" X 2.5" X 96" - BELMONT MAPLE
	166206-G2-438	EA	LUMBER - VINYL WRAPPED - .7" X 3" X 96" - BELMONT MAPLE
	166206-H2-438	EA	LUMBER - VINYL WRAPPED - .7" X 3.5" X 96" - BELMONT MAPLE
	166206-J2-438	EA	LUMBER - VINYL WRAPPED - .7" X 5.5" X 96" - BELMONT MAPLE
	166206-K2-438	EA	LUMBER - VINYL WRAPPED - .7" X 3.9" X 96" - BELMONT MAPLE
	166206-R2-438	EA	LUMBER - VINYL WRAPPED - .7" X 3" X 96" - BELMONT MAPLE



**INTERIOR FINISH GROUP (CONTINUED)**  
**MOLDINGS & TRIMS (CONTINUED)**



KEY	PART NUMBER	U/M	DESCRIPTION
1G	141260-01-01A	FT	U-CHANNEL - 1" - VILLAGE OAK
1G	141260-01-02A	FT	U-CHANNEL - 1" - GRADY BROWN
2G	146306-01-01A	FT	TRANSITION - CARPET/TILE
3G	150167-01-03A	EA	RAIL - DECORATIVE - 96" - WASHED MAPLE
3G	150167-01-08A	EA	RAIL - DECORATIVE - 96" - HONEY CHERRY
3G	150167-01-09A	EA	RAIL - DECORATIVE - 96" - SIERRA MAPLE
3G	150167-01-10A	EA	RAIL - DECORATIVE - 96" - BELMONT MAPLE
4G	151653-10-02A	EA	TRIM/RADIUS - CABINET CORNER - 79.6" - DULL METALLIC
4G	151653-13-02A	EA	TRIM/RADIUS - CABINET CORNER - 79.8" - DULL METALLIC
5G	M09568-04-Y91	EA	MOLDING/TRIM - .3" X 1.5" X 73.6" - CONCERT CHERRY
5G	M09568-04-W80	EA	MOLDING/TRIM - .3" X 1.5" X 73.6" - SIERRA MAPLE
5G	M09568-04-W79	EA	MOLDING/TRIM - .3" X 1.5" X 73.6" - WASHED MAPLE
6G	151861-01-02B	EA	ANGLE - SUPPORT/CORNER - 1.4" X 12.5" - E-COATED
6G	151861-02-02B	EA	ANGLE - SUPPORT/CORNER - 1.4" X 20.1" - E-COATED
6G	151861-03-02B	EA	ANGLE - SUPPORT/CORNER - 1.4" X 26.7" - E-COATED
6G	151861-04-02B	EA	ANGLE - SUPPORT/CORNER - 1.4" X 32.7" - E-COATED
6G	151861-05-02B	EA	ANGLE - SUPPORT/CORNER - 1.4" X 78.6" - E-COATED
6G	151861-06-02B	EA	ANGLE - SUPPORT/CORNER - 1.4" X 59" - E-COATED
6G	151861-08-02B	EA	ANGLE - SUPPORT/CORNER - 1.4" X 22.2" - E-COATED
6G	151861-09-02B	EA	ANGLE - SUPPORT/CORNER - 1.4" X 14.9" - E-COATED
7G	151893-01-02A	EA	TRIM/RADIUS - CABINET BOTTOM - 72.6" - DULL METALLIC
8G	Y00419-D2-438	EA	MOLDING - VINYL/BEVELED W/SLOT - 1.6"X 96" - CONCERT CHERRY
8G	Y00419-E2-438	EA	MOLDING - VINYL/BEVELED W/SLOT - 1.6"X 96" - BELMONT MAPLE
8G	Y00419-92-438	EA	MOLDING - VINYL/BEVELED W/SLOT - 1.6"X 96" - SIERRA MAPLE
9G	156464-01-01A	FT	MOLDING - CORNER - RADIUS/PLASTIC - 8' - HONEY CHERRY
9G	156464-01-02A	FT	MOLDING - CORNER - RADIUS/PLASTIC - 8' - WASHED MAPLE
9G	156464-01-04A	FT	MOLDING - CORNER - RADIUS/PLASTIC - 8' - BELMONT MAPLE
9G	156464-01-05A	FT	MOLDING - CORNER - RADIUS/PLASTIC - 8' - SIERRA MAPLE
9G	156464-01-06A	FT	MOLDING - CORNER - RADIUS/PLASTIC - 8' - CONCERT CHERRY
9G	156464-03-03A	FT	MOLDING - CORNER - RADIUS/PLASTIC - 8' - BONE
	081521-02-007	EA	MOUNT - METAL MOLDING - F/RADIUS CORNER MOLDING - 151.5"
10G	160989-01-06A	FT	CAP - CORNER - RADIUS MOLDING - PLASTIC - WASHED MAPLE
10G	160989-01-07A	FT	CAP - CORNER - RADIUS MOLDING - PLASTIC - HONEY CHERRY
10G	160989-01-10A	FT	CAP - CORNER - RADIUS MOLDING - PLASTIC - BELMONT MAPLE

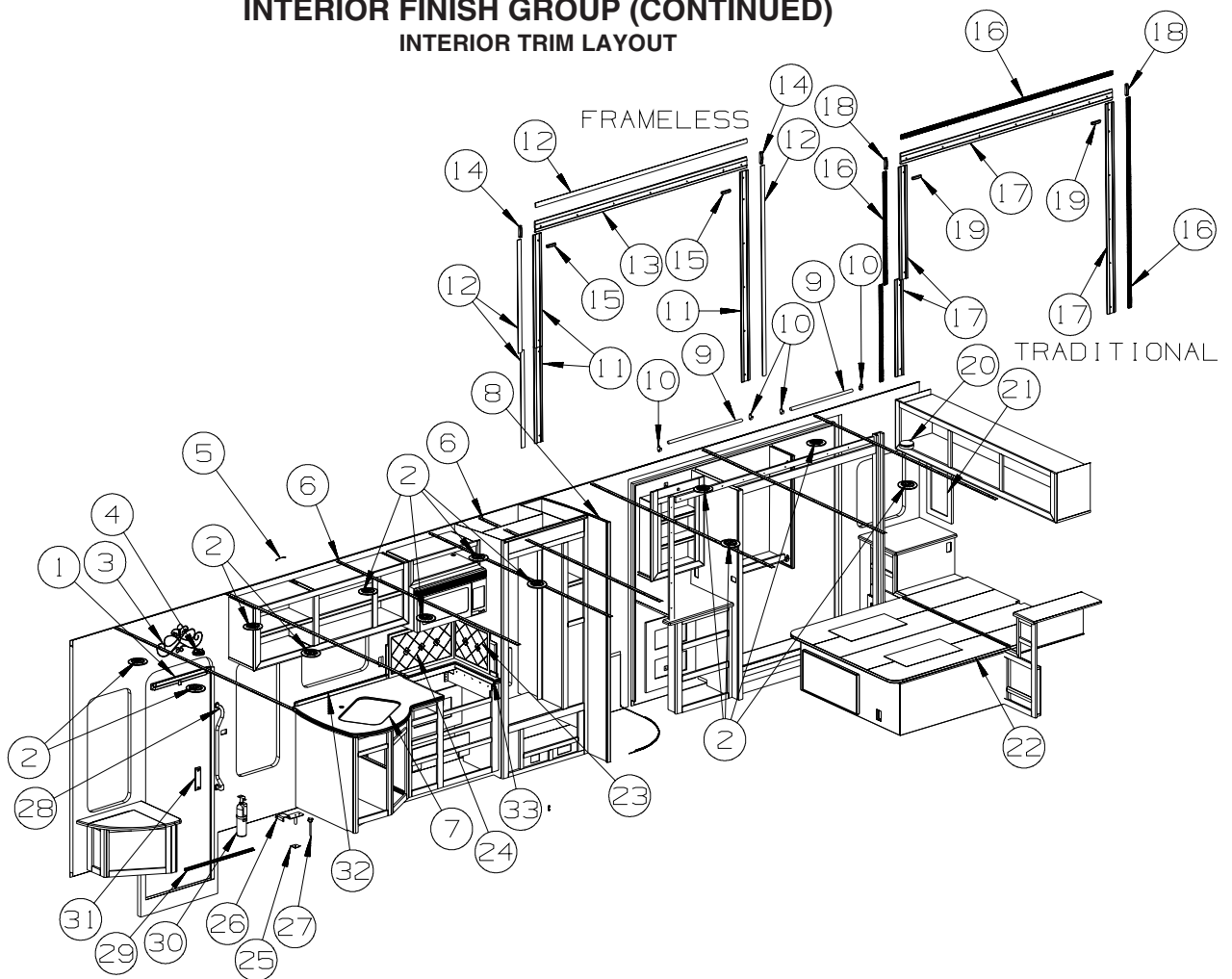
**INTERIOR FINISH GROUP (CONTINUED)**  
**PANELING & LAMINATES**

<b>KEY</b>	<b>PART NUMBER</b>	<b>U/M</b>	<b>DESCRIPTION</b>
	000885-B2-000	SF	PARTICLE BOARD - 3/4" X 4' X 8' - SIERRA MAPLE - 2 SIDED
	000885-C0-000	SF	PARTICLE BOARD - 3/4" X 4' X 8'- NEW CONC CHERRY - 2 SIDED
	000885-C5-000	SF	PARTICLE BOARD - 3/4" X 4' X 8'- BELMONT MAPLE - 2 SIDED
	000885-B1-000	SF	PARTICLE BOARD - 3/8" X 4' X 8' - SIERRA MAPLE - 1 SIDED
	000885-B9-000	SF	PARTICLE BOARD - 3/8" X 4' X 8'- NEW CONC CHERRY - 1 SIDED
	000885-C4-000	SF	PARTICLE BOARD - 3/8" X 4' X 8'- BELMONT MAPLE - 1 SIDED
	000885-B0-000	SF	PARTICLE BOARD - 3/8" X 4' X 8' - SIERRA MAPLE - 2 SIDED
	000885-B8-000	SF	PARTICLE BOARD - 3/8" X 4' X 8'- NEW CONC CHERRY - 2 SIDED
	000885-C6-000	SF	PARTICLE BOARD - 3/8" X 4' X 8'- BELMONT MAPLE - 2 SIDED
	000885-C3-000	SF	PARTICLE BOARD - 3/8" X 4' X 8' - WHITE THATCH EMB-1 SIDED
	088272-M9-000	SF	PANELING - WHITE THATCHED - 4' X 8'
	074497-48-000	SF	PANELING - SIERRA MAPLE - 1/8" X 4' X 8'
	076773-19-000	SF	PANELING - 2 SIDED/SIERRA MAPLE - 1/8" X 4' X 8'
	074497-50-000	SF	PANELING - CONCERT CHERRY - 1/8" X 4' X 8'
	076773-21-000	SF	PANELING - 2 SIDED/CONCERT CHERRY - 1/8" X 4' X 8'
	074497-53-000	SF	PANELING - BELMONT MAPLE - 1/8" X 4' X 8'
	076773-27-000	SF	PANELING - 2 SIDED/BELMONT MAPLE - 1/8" X 4' X 8'
	088272-P2-000	SF	PANELING - SANIBEL/MARBLE - 4' X 7.4'
	165409-03-000	SF	PANELING - FLEXIBLE - SPHINX/STONE - 4' X 8' (Y76)
	085284-F7-000	FT	TAPE/STRIP- TRUE GRIP - 1 1/2" WIDE - ADHESIVE BACKED
	088263-L8-000	EA	BATT STRIP - DECORATIVE - SANIBEL/MARBLE
	088263-J1-000	EA	BATT STRIP - DECORATIVE - SIERRA MAPLE
	088263-J3-000	EA	BATT STRIP - DECORATIVE - CONCERT CHERRY
	088263-M2-000	EA	BATT STRIP - WOODGRAINED - BELMONT MAPLE
	085284-M1-000	FT	BATT TAPE-ADH. BACKED-DEC.-SANIBEL/MARBLE
	085284-J4-000	FT	BATT TAPE - ADHESIVE BACKED - WOODGRAINED - SIERRA MAPLE
	085284-J7-000	FT	BATT TAPE - ADHESIVE BACKED - WOODGRAINED/CONCERT CHERRY
	085284-M5-000	FT	BATT TAPE - ADHESIVE BACKED - WOODGRAINED/BELMONT MAPLE
	085284-K9-000	FT	BATT TAPE - ADHESIVE BACKED - DECORATIVE - WHITE THATCHED
	074498-B7-000	SF	LAMINATE - PLASTIC - HOUSE ROCK - 5' X 8' (YP0, YP1, YP2, YP3, YP4, YP5)
	074498-B8-000	SF	LAMINATE - PLASTIC - CLASSIC ROCK - 5' X 8' (Y76, YP6, YP7, YP8)
	074498-48-000	SF	LAMINATE - PLASTIC - SIERRA MAPLE - 4' X 8' - SIERRA MAPLE
	074498-C2-000	SF	LAMINATE - PLASTIC - SHAKER CHERRY - 5' X 8' - CONCERT CHERRY
	074498-C6-000	SF	LAMINATE - PLASTIC - BELMONT MAPLE - 5' X 8' - BELMONT MAPLE



## INTERIOR FINISH GROUP (CONTINUED)

### INTERIOR TRIM LAYOUT

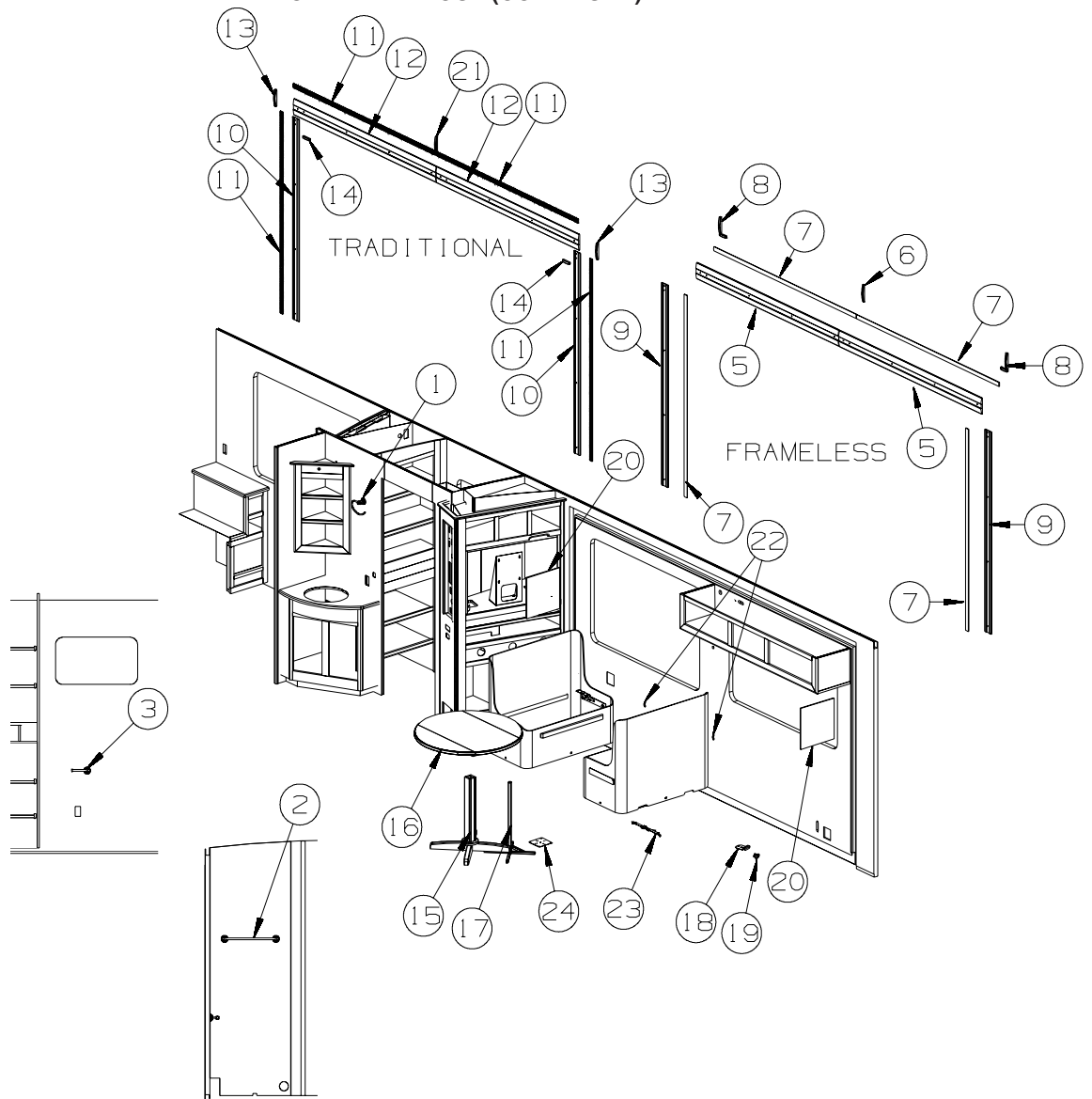


KEY	PART NUMBER	U/M DESCRIPTION
1	144628-02-02A	EA SHADE - SCREEN DOOR - 23" X 33.4" - BLACK
2	120134-01-02A	EA REGISTER - W/DAMPER - 4" PIPE/6.4" O.D. FACE - WHITE
2	120134-02-01A	EA REGISTER - TRIM RING - WHITE
3	161083-03-01A	EA ART/METAL - DECORATIVE/TOPPER - 20" X 11"
4	072852-01-000	EA DETECTOR - SMOKE - W/9 VOLT BATTERY - US
4	072852-02-000	EA DETECTOR - SMOKE - W/9 VOLT BATTERY - CANADIAN
5	138359-01-01A	FT COVER - ROOF BREAK - PEARL CREAM/PLASTIC - 96"
6	138403-01-01A	EA TRIM - ROOF - MILL
7	157048-05-WD7	EA COVER - RECESSED SINK - 11.1" X 14.9" (YP0, YP1, YP2, YP3, YP4, YP5)
7	157048-05-WE3	EA COVER - RECESSED SINK - 11.1" X 14.9" (YP6, YP7, YP8)
8	166197-02-01A	EA DOOR - SHOWER - NEO ROUND - 71" TALL - PLATINUM/AQUA
9	Y00136-21-218	EA DOWEL - WOOD - CLOTHES ROD - 1"DIAMETER X 4'
10	152301-01-01A	EA FLANGE - PLASTIC - 1" CLOTHES ROD HOLDER - WHITE
11	NOT USED	
12	NOT USED	
13	NOT USED	
14	NOT USED	
15	NOT USED	
16	M09577-30-YP0	EA MOLDING - TRIM/FLUTED - 1.5" X 78.8" - SIERRA MAPLE
16	M09577-30-YP1	EA MOLDING - TRIM/FLUTED - 1.5" X 78.8" - CONCERT CHERRY
16	M09577-30-YP2	EA MOLDING - TRIM/FLUTED - 1.5" X 78.8" - BELMONT MAPLE
17	Y00390-92-438	EA MOLDING - VINYL/CURVED - 3.5" X 96" - SIERRA MAPLE
17	Y00390-D2-438	EA MOLDING - VINYL/CURVED - 3.5" X 96" - CONCERT CHERRY
17	Y00390-E2-438	EA MOLDING - VINYL/CURVED - 3.5" X 96" - BELMONT MAPLE
18	156636-05-U52	EA MOLDING/BLOCK - .8" X 4" - SIERRA MAPLE
18	156636-05-YN1	EA MOLDING/BLOCK - .8" X 4" - CONCERT CHERRY
18	156636-05-Y38	EA MOLDING/BLOCK - .8" X 4" - BELMONT MAPLE

**INTERIOR FINISH GROUP (CONTINUED)**  
**INTERIOR TRIM LAYOUT (CONTINUED)**

<b>KEY</b>	<b>PART NUMBER</b>	<b>U/M</b>	<b>DESCRIPTION</b>
19	156636-12-YP0	EA	MOLDING/BLOCK - .9" X 3.7" - SIERRA MAPLE
19	156636-12-YP1	EA	MOLDING/BLOCK - .9" X 3.7" - CONCERT CHERRY
19	156636-12-Y38	EA	MOLDING/BLOCK - .9" X 3.7" - BELMONT MAPLE
20	125136-02-000	EA	DETECTOR/CO - GAS MODEL - 9 VOLT
21	131493-17-02A	EA	PICTURE - DECORATIVE - 11.5" X 22" - ZEN PANEL #4 (YP0, YP1, YP2)
21	131493-17-01A	EA	PICTURE - DECORATIVE - 11.5" X 22" - GOLDEN BRANCH (YP3, YP4, YP5)
21	131493-16-04A	EA	PICTURE - DECORATIVE - 9" X 21" - SUNFLOWER (YP6, YP7, YP8)
22	159853-03-000	EA	MATTRESS - INNERSPRING - 60" X 80" - QUILTED
23	161798-31-Y91	EA	BACKSPLASH - W/ACCENTS - STOVE - CORIAN (YP0, YP1, YP2, YP3, YP4, YP5)
23	161798-31-Y94	EA	BACKSPLASH - W/ACCENTS - STOVE - CORIAN (YP6, YP7, YP8)
24	161798-34-Y91	EA	BACKSPLASH - W/ACCENTS - STOVE - CORIAN (YP0, YP1, YP2, YP3, YP4, YP5)
24	161798-34-Y94	EA	BACKSPLASH - W/ACCENTS - STOVE - CORIAN (YP6, YP7, YP8)
25	134128-02-02B	EA	PLATE - W/HOLES - W/WELDNUT - E-COATED
26	143956-03-04B	EA	BRACKET/TIEDOWN - EURO CHAIR - BLACK
27	137598-01-01A	EA	KNOB - HOLD DOWN - RECLINER
28	137605-02-01A	EA	HAND RAIL - INTERIOR ENTRY DOOR - BLACK
29	139955-06-02A	EA	TRIM - STEP/ENTRY - 29.3" - TITANIUM
30	094499-06-000	EA	EXTINGUISHER/FIRE - DRY - 10BC - W/BRACKET - UL/ULC - WHT
31	148362-01-02A	EA	COVER - BRACKET/STRIKE - MEDIUM OAK
32	164583-10-Y65	EA	BACKSPLASH - CORIAN (YP0, YP1, YP2, YP3, YP4, YP5)
32	164583-10-Y75	EA	BACKSPLASH - CORIAN (YP6, YP7, YP8)
33	164583-11-Y71	EA	BACKSPLASH - CORIAN (YP0, YP1, YP2, YP3, YP4, YP5)
33	164583-11-Y75	EA	BACKSPLASH - CORIAN (YP6, YP7, YP8)

**INTERIOR FINISH GROUP (CONTINUED)**  
**INTERIOR TRIM LAYOUT (CONTINUED)**



KEY	PART NUMBER	U/M DESCRIPTION
1	159602-01-01A	EA TOWEL RING - BRUSHED NICKEL
2	159604-01-01A	EA TOWEL BAR - 18" - BRUSHED NICKEL
3	159605-01-01A	EA HOLDER - PAPER - W/O LID - BRUSHED NICKEL
4	NOT USED	
5	NOT USED	
6	NOT USED	
7	NOT USED	
8	NOT USED	
9	NOT USED	
10	Y00390-92-438	EA MOLDING - VINYL/CURVED - 3.5" X 96" - SIERRA MAPLE
10	Y00390-D2-438	EA MOLDING - VINYL/CURVED - 3.5" X 96" - CONCERT CHERRY
10	Y00390-E2-438	EA MOLDING - VINYL/CURVED - 3.5" X 96" - BELMONT MAPLE
11	M09577-30-YP0	EA MOLDING - TRIM/FLUTED - 1.5" X 78.8" - SIERRA MAPLE
11	M09577-30-YP1	EA MOLDING - TRIM/FLUTED - 1.5" X 78.8" - CONCERT CHERRY
11	M09577-30-YP2	EA MOLDING - TRIM/FLUTED - 1.5" X 78.8" - BELMONT MAPLE
12	Y00388-92-438	EA MOLDING - VINYL/CURVED - 5.9" X 96" - SIERRA MAPLE
12	Y00388-D2-438	EA MOLDING - VINYL/CURVED - 5.9" X 96" - CONCERT CHERRY
12	Y00388-E2-438	EA MOLDING - VINYL/CURVED - 5.9" X 96" - BELMONT MAPLE
13	156636-08-YP0	EA MOLDING/BLOCK - .9" X 5.9" - SIERRA MAPLE
13	156636-08-YP1	EA MOLDING/BLOCK - .9" X 5.9" - CONCERT CHERRY
13	156636-08-YP2	EA MOLDING/BLOCK - .9" X 5.9" - BELMONT MAPLE
14	156636-12-YP0	EA MOLDING/BLOCK - .9" X 3.7" - SIERRA MAPLE
14	156636-12-YP1	EA MOLDING/BLOCK - .9" X 3.7" - CONCERT CHERRY
14	156636-12-Y38	EA MOLDING/BLOCK - .9" X 3.7" - BELMONT MAPLE

**INTERIOR FINISH GROUP (CONTINUED)**  
**INTERIOR TRIM LAYOUT (CONTINUED)**

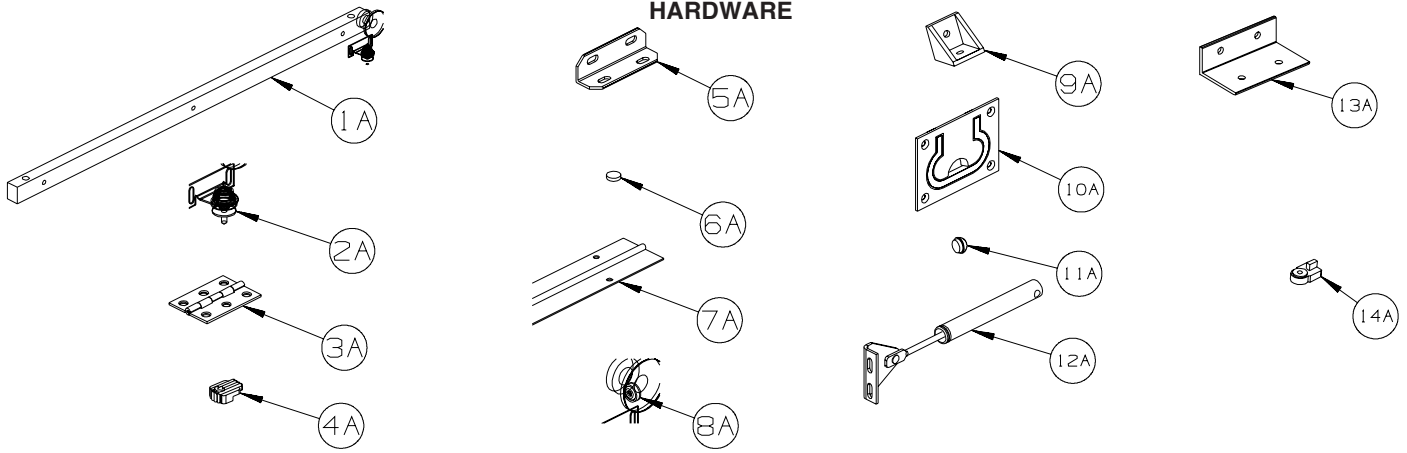
<b>KEY</b>	<b>PART NUMBER</b>	<b>U/M</b>	<b>DESCRIPTION</b>
15	149677-13-S65	EA	PEDESTAL - TABLE LEG - SIERRA MAPLE
15	149677-13-S67	EA	PEDESTAL - TABLE LEG - CONCERT CHERRY
15	149677-13-YP2	EA	PEDESTAL - TABLE LEG - BELMONT MAPLE
16	149677-11-T00	EA	TABLE TOP ONLY - ROUND DROP LEAF - W/O PEDESTAL - SIERRA MAPLE
16	149677-11-T78	EA	TABLE TOP ONLY - ROUND DROP LEAF - W/O PEDESTAL - CONCERT CHERRY
16	149677-11-YP2	EA	TABLE TOP ONLY - ROUND DROP LEAF - W/O PEDESTAL - BELMONT MAPLE
17	149810-01-02B	EA	BASE/FRAME - F/TABLE PEDESTAL - E-COATED
18	134057-04-04B	EA	BRACKET - RECLINER - BLACK
19	134194-02-01A	EA	KNOB - HOLD DOWN/RECLINER - BLACK
20	163560-01-01A	EA	ART/METAL - 14.9" X 14.9" - 4 PER PACKAGE
21	156636-10-YP0	EA	MOLDING/BLOCK - .9" X 6.1" - SIERRA MAPLE
21	156636-10-YP1	EA	MOLDING/BLOCK - .9" X 6.1" - CONCERT CHERRY
21	156636-10-YP2	EA	MOLDING/BLOCK - .9" X 6.1" - BELMONT MAPLE
22	127960-01-01A	EA	RETAINER - EYE - 3/8" - STAINLESS STEEL
23	129529-01-000	EA	STRAP - CHAIR RETAINING - 120.5"
24	148038-01-02B	EA	PLATE - TABLE TOP - BLACK

**FLOOR COVERINGS**

<b>KEY</b>	<b>PART NUMBER</b>	<b>U/M</b>	<b>DESCRIPTION</b>
	131711-01-13A	SY	TILE/FLOOR - VINYL - 12" X 12" - MESA (YP0, YP1, YP2, YP3, YP4, YP5)
	131711-01-14A	SY	TILE/FLOOR - VINYL - 12" X 12" (Y76, YP6, YP7, YP8)
	075233-01-000	SY	PAD - CARPET - 3/8" X 6'W ROLL - SOLD BY THE SQUARE YARD
	089275-02-000	FT	STRIP - 3/4" X 84" BLACK POLYETHYLENE
	093486-01-000	SY	CARPET - COMPARTMENT - 72" WIDE - DARK GRAY
	152251-10-02A	SY	CARPET - 4 SQUARE YARD INCREMENTS - ITALIAN BRONZE (YP0, YP1, YP2)
	152251-10-01A	SY	CARPET - 4 SQUARE YARD INCREMENTS - BURLAP GOLD (YP3, YP4, YP5)
	152251-10-03A	SY	CARPET - 4 SQUARE YARD INCREMENTS - WHEAT (Y76, YP6, YP7, YP8)
	042720-36-000	SY	VINYL - FLOOR COVERING - 7.5' WIDE - CAMEL

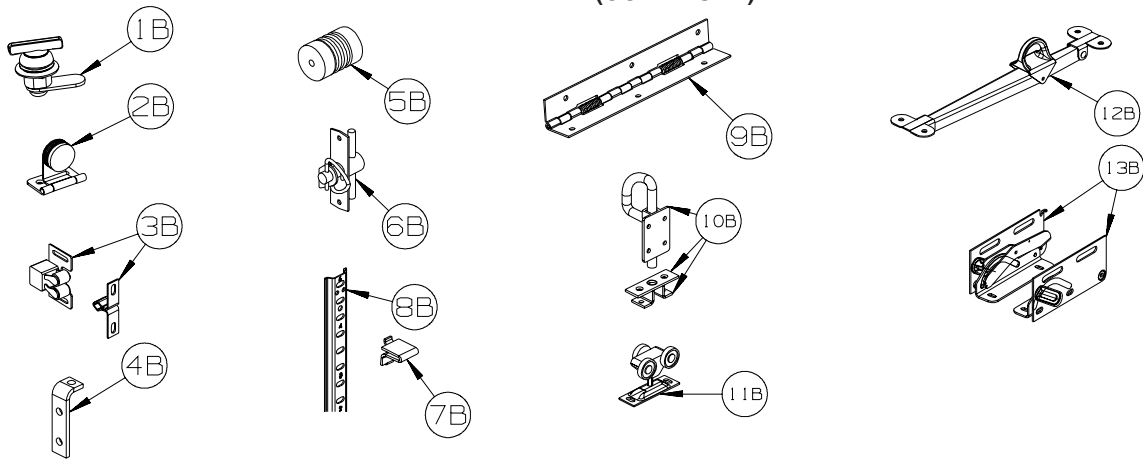
## INTERIOR FINISH GROUP (CONTINUED)

### HARDWARE



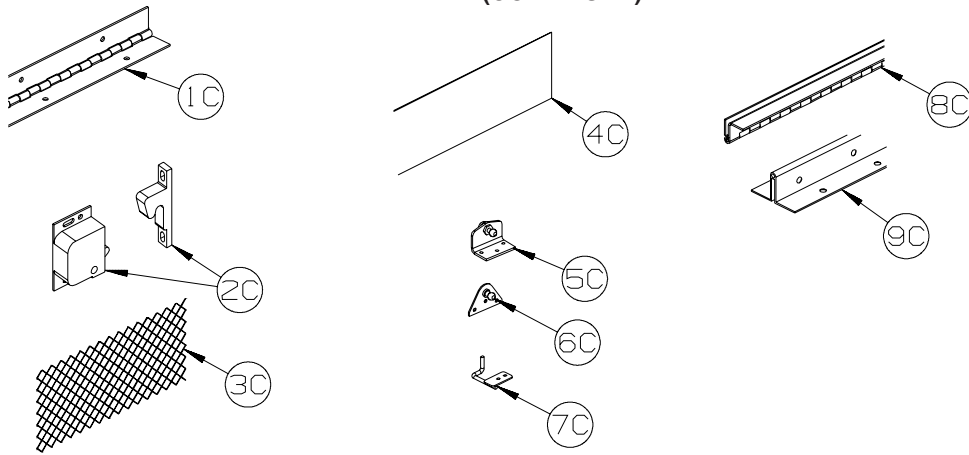
KEY	PART NUMBER	U/M	DESCRIPTION
1A	P34509-01-P14	EA	RAIL END - RH/LH - TOWEL RACK - CONCERT CHERRY
1A	P34509-01-J70	EA	RAIL END - RH/LH - TOWEL RACK - WASHED MAPLE
1A	P34509-01-RE0	EA	RAIL END - RH/LH - TOWEL RACK - HONEY CHERRY
1A	P34509-01-SA3	EA	RAIL END - RH/LH - TOWEL RACK - SIERRA MAPLE
2A	009013-01-000	EA	CATCH - BULLDOG - MALE/FEMALE
3A	009059-03-000	EA	HINGE - BRASS - 1.75"
3A	009059-04-000	EA	HINGE - 2" - ZINC
4A	009089-01-000	EA	CLIP - MIRROR
5A	016604-01-000	EA	BRACE - ANGLE - 2 1/2" - UNPAINTED METAL
5A	016604-05-000	EA	BRACE - ANGLE - 2 1/2" - OFF WHITE METAL
5A	016604-10-000	EA	BRACE - ANGLE - 2 1/2" - BLACK
6A	023320-01-000	EA	PAD - FELT 3/8" DIAMETER - ADHESIVE BACK - BROWN
6A	167370-01-01A	EA	PAD - FELT 1/2" DIAMETER - ADHESIVE BACK - GRAY
7A	041389-19-000	EA	HINGE - PIANO - 1 1/2" X 71.9" - UNPAINTED
7A	041389-25-000	EA	HINGE - PIANO - 1 1/2" X 55" - UNPAINTED
7A	041389-32-000	EA	HINGE - PIANO - 68" - OFF WHITE
8A	166569-01-01A	EA	COVER - SCREW - #8 - ANTIQUE WHITE
8A	166569-01-02A	EA	COVER - SCREW - #8 - BRIGHT WHITE
8A	166569-01-03A	EA	COVER - SCREW - #8 - SOFT WHITE
8A	166569-01-04A	EA	COVER - SCREW - #8 - CREAM
8A	166569-01-05A	EA	COVER - SCREW - #8 - BLACK
9A	065740-01-000	EA	BRACE - CABINET/CORNER - PLASTIC
10A	072871-01-000	EA	PULL - FLUSH - CHROME
11A	074045-08-000	EA	PLUG - 3/8" DOWEL-1/2" HEAD - OAK/SALEM CHERRY - CONCERT CHERRY
11A	074045-12-000	EA	PLUG - 3/8" DOWEL-1/2" HEAD - WASHED MAPLE
11A	074045-14-000	EA	PLUG - 3/8" DOWEL-1/2" HEAD - HONEY CHERRY
11A	074045-15-000	EA	PLUG - 3/8" DOWEL-1/2" HEAD - SIERRA MAPLE
11A	074045-16-000	EA	PLUG - 3/8" DOWEL-1/2" HEAD - BELMONT MAPLE
12A	074493-02-000	EA	SUPPORT/PISTON SPRING - CABINET DOOR - 26 LBS
12A	074493-03-000	EA	SUPPORT/PISTON SPRING - CABINET DOOR - 12 LBS
13A	156732-01-01A	EA	BRACE - ANGLE - 2.5" - MILL
13A	156732-01-02A	EA	BRACE - ANGLE - 2.5" - OFF WHITE
13A	156732-03-01A	EA	BRACE - ANGLE - BLACK
14A	083204-03-000	EA	BUTTON - RETAINING MIRROR 5/16" TIP

**INTERIOR FINISH GROUP (CONTINUED)**  
**HARDWARE (CONTINUED)**



KEY	PART NUMBER	U/M	DESCRIPTION
1B	100710-01-02A	EA	LOCK - GLASS DOOR/TWIST TYPE - NICKEL
2B	100711-01-02A	EA	HINGE - GLASS DOOR - BLACK
3B	093586-06-000	EA	CATCH - W/STRIKE - SPRING ROLLER .236"/SPRINT STEEL .943"
4B	096826-01-01A	EA	BRACE - CABINET - 2" - E-COATED
4B	096826-02-01A	EA	BRACE - CABINET - 1" - E-COATED
5B	097872-04-000	EA	DOWEL - WOOD - 1" DIAMETER X 1.38" LONG - UNFINISHED
6B	098196-01-000	EA	LATCH - 1/4 TURN - T-BAR
7B	098979-01-000	EA	CLIP - ADJUSTABLE SHELF
8B	098980-01-000	EA	PILASTER - ADJUSTABLE SHELF - 18"
8B	098980-02-000	EA	PILASTER - ADJUSTABLE SHELF - 12"
8B	098980-03-000	EA	PILASTER - ADJUSTABLE SHELF - 9"
8B	098980-04-000	EA	PILASTER - ADJUSTABLE SHELF - 48"
8B	098980-05-000	EA	PILASTER - ADJUSTABLE SHELF - 15"
8B	098980-06-000	EA	PILASTER - ADJUSTABLE SHELF - 24"
9B	102920-01-02A	EA	HINGE - SPRING LOADED - NICKEL
9B	129753-01-01A	EA	HINGE - SPRING LOADED - 19" X 19" - BLACK
10B	103256-01-000	EA	LATCH COMPLETE (SLIDE)
11B	103874-01-000	EA	HANGER - SLIDING DOOR
12B	104181-01-01A	EA	SUPPORT - LEAF 5.3" EXTENDS TO 7.5" - SAFETY RING - METAL
13B	108126-01-000	EA	TRAY HINGE SET (QTY. 2 PER SET)

**INTERIOR FINISH GROUP (CONTINUED)**  
**HARDWARE (CONTINUED)**

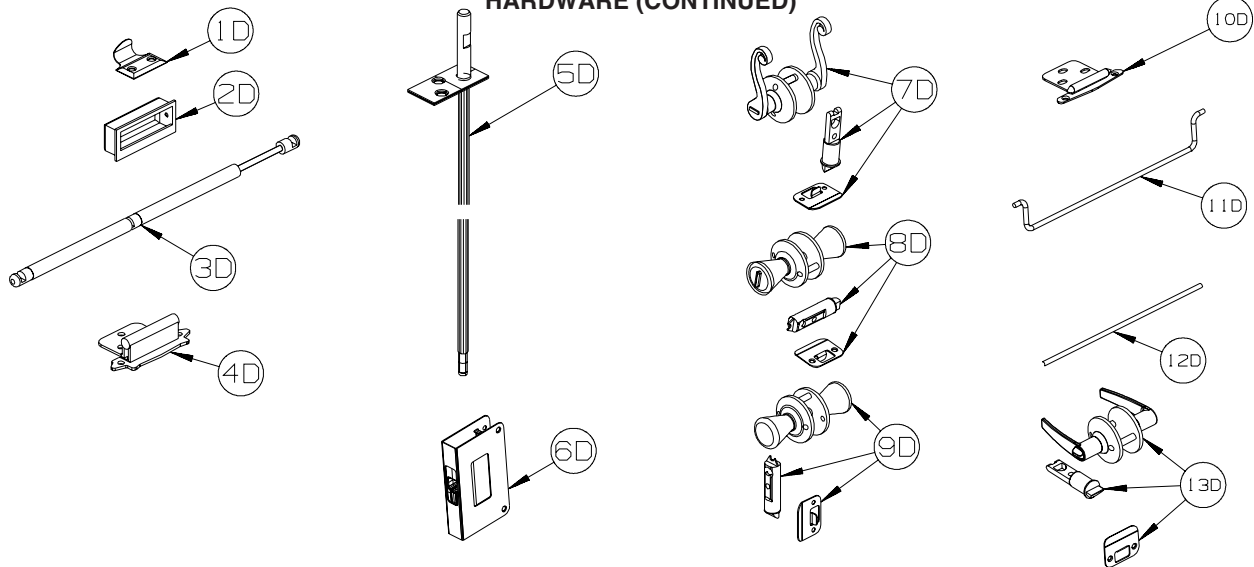


KEY	PART NUMBER	U/M	DESCRIPTION
1C	110496-01-02A	EA	HINGE - NICKEL - 2" X 32"
1C	110496-06-02A	EA	HINGE - NICKEL - 2" X 9.5"
1C	158921-01-04B	EA	HINGE - PIANO - TRUNK DOOR - 2" X 21.9" - BLACK
2C	117095-02-01A	EA	LATCH - DOOR - GRABBER W/KEEPER - BLACK - 10 LB PULL
2C	117095-03-01A	EA	LATCH - DOOR - GRABBER W/KEEPER - PLASTIC - BLK-15 LB PULL
3C	118200-01-01A	SF	MESH - PLASTIC 1/2" - 48" X LENGTH = SF - BLACK
4C	122717-06-01A	FT	PAD - NON-SKID - PSA - 5"W
5C	126263-02-02B	EA	BRACKET - GAS SPRING W/BALL STUD - E-COATED
5C	126263-06-02B	EA	BRACKET - GAS SPRING W/INSIDE BALL STUD - E-COATED
6C	126263-05-02B	EA	BRACKET - GAS SPRING W/BALL STUD - E-COATED
6C	126263-08-02B	EA	BRACKET - GAS SPRING W/CENTERED BALL STUD - E-COATED
7C	130798-01-02B	EA	GUIDE - POCKET DOOR - E-COATED
8C	134099-01-02A	EA	HINGE - PIANO - WRAP AROUND - 15.7" - NICKEL PLATED
9C	135538-03-02A	EA	HINGE - PIANO - FULL WRAP - 15.7" - CHROME



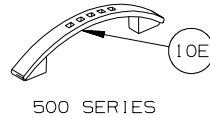
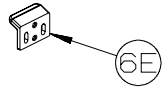
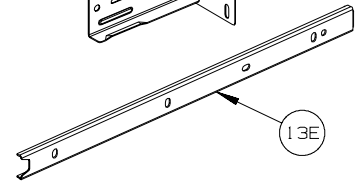
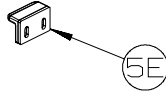
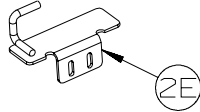
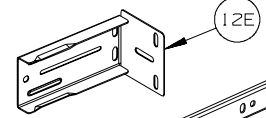

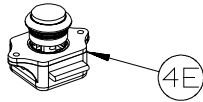
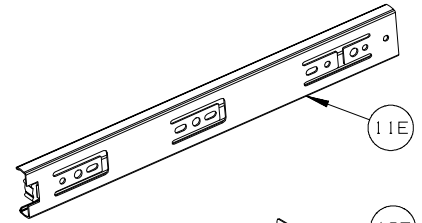
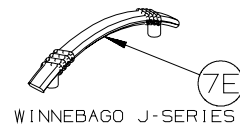
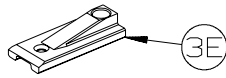
## INTERIOR FINISH GROUP (CONTINUED)

### HARDWARE (CONTINUED)



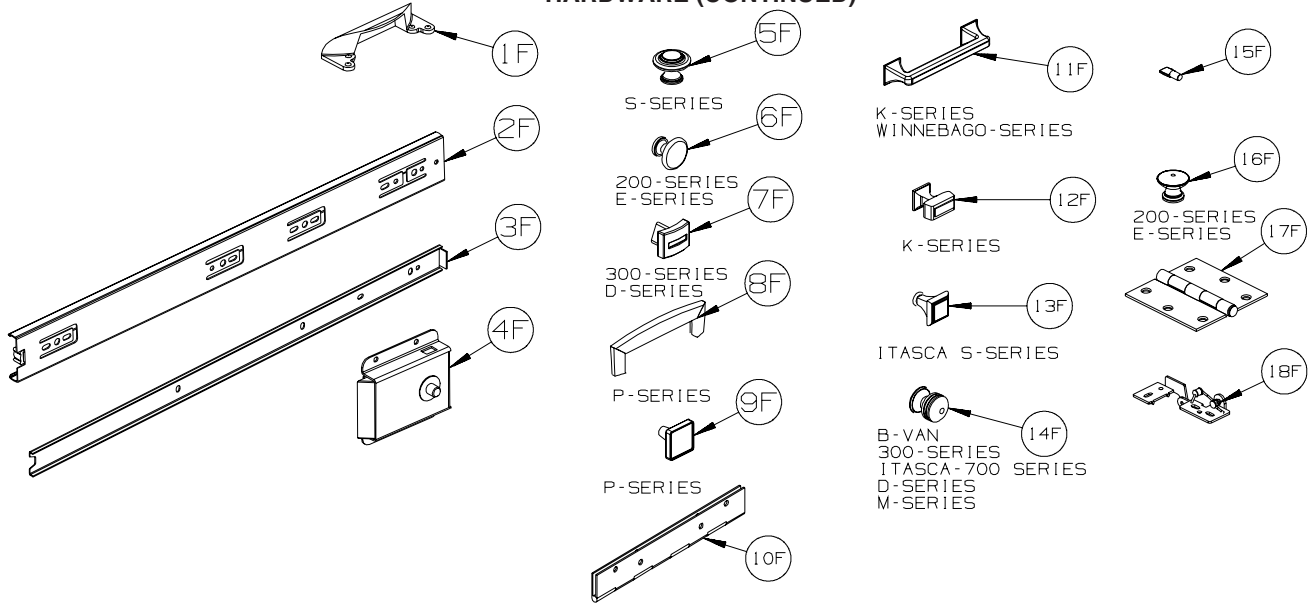
KEY	PART NUMBER	U/M	DESCRIPTION
1D	137463-01-02A	EA	LIFT - HOOK - PEWTER
2D	139136-02-02A	EA	HANDLE - .35" RECESSED - PEWTER
3D	142569-07-000	EA	SPRING/GAS - 20 LB - 20" EXTENDED/12" COMPRESSED
3D	142569-15-000	EA	SPRING/GAS - 120 LB - 20" EXTENDED/12" COMPRESSED
3D	142569-16-000	EA	SPRING/GAS - 90 LB - 20" EXTENDED/12" COMPRESSED
3D	142569-29-000	EA	SPRING/GAS - 20 LB - 9.9" EXTENDED/5.9" COMPRESSED
3D	142569-31-000	EA	SPRING/GAS - 30 LB - 11.8" EXTENDED/7.3" COMPRESSED
4D	143468-02-03A	EA	HINGE - SELF CLOSING - SATIN NICKEL
4D	143468-02-04A	EA	HINGE - SELF CLOSING - OIL RUBBED BRONZE
5D	145939-05-02A	EA	ROD/LATCH - AISLE DOOR - NICKEL
6D	145939-04-02A	EA	LATCH/SLIDE - AISLE DOOR(1" THICK DOOR)-NICKEL/BLACK SLIDE
6D	145939-04-03A	EA	LATCH/SLIDE - AISLE DOOR(1" THICK DOOR)-OIL RUBBED BRONZE
7D	146064-01-02A	EA	LOCK/PRIVACY (LOCKING) LEVER STYLE - SATIN PEWTER
7D	146064-02-02A	EA	LOCK/PASSAGE (NON LOCKING) LEVER STYLE - PEWTER
8D	146064-05-01A	EA	LOCK/PRIVACY (LOCKING) "TULIP" STYLE KNOB - SATIN NICKEL
9D	146064-06-01A	EA	LOCK/PASSAGE (NON LOCKING) "TULIP" STYLE KNOB-SATIN NICKEL
10D	146553-01-03A	EA	HINGE - CABINET DOOR - SATIN NICKEL
11D	146801-01-02A	EA	ROD/TOWEL BAR (OFFSET) - PEWTER
12D	146840-03-02A	EA	ROD - .25" X 11.7" - PEWTER
12D	146840-04-02A	EA	ROD - .25" X 13.1" - PEWTER
13D	146064-08-01A	EA	LOCK/PASSAGE (NON LOCKING) LEVER STYLE - SATIN NICKEL
13D	146064-07-01A	EA	LOCK/PRIVACY (LOCKING) LEVER STYLE - SATIN NICKEL

## INTERIOR FINISH GROUP (CONTINUED) HARDWARE (CONTINUED)



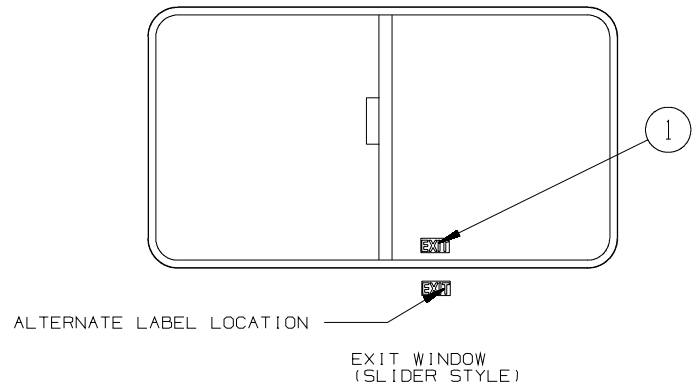
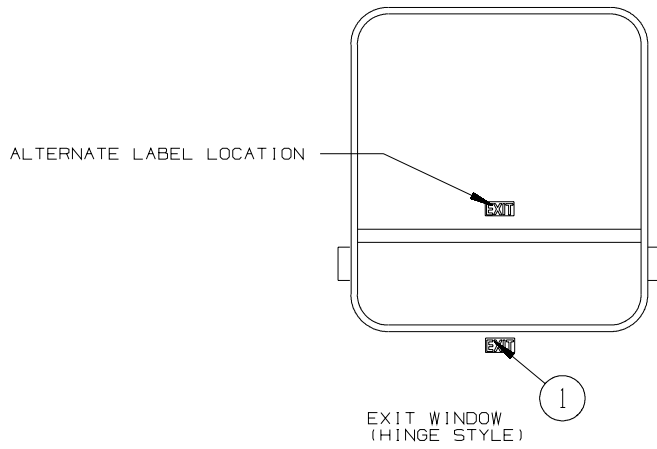
KEY	PART NUMBER	U/M	DESCRIPTION
1E	148816-01-02A	EA	PULL - CABT DR- NICKEL - <b>ASPECT 700-SERIES, DESTINATION &amp; LATITUDE M-SERIES TRADITIONAL</b>
2E	149607-01-02B	EA	GUIDE - F/POCKET DOOR - 1.6" BENT ROD - E-COATED
2E	149607-03-02B	EA	GUIDE - F/POCKET DOOR - 2.9" BENT ROD - E-COATED
3E	150983-01-01A	EA	STRIKE/BLOCK - WEDGE STYLE - F/SLIDE DOOR - 3" X 1.2" - BLACK
4E	151380-01-01A	EA	LATCH - CABINET DOOR - PUSH BUTTON - SILVER
4E	151380-01-02A	EA	LATCH - CABINET DOOR - PUSH BUTTON - BLACK
5E	151380-02-01A	EA	STRIKE - CABINET DOOR LATCH - W/SPACER
6E	151380-03-01A	EA	STRIKE - CABINET DOOR LATCH - W/SPACER
7E	152302-01-01A	EA	PULL - CABINET DOOR - SATIN NICKEL - <b>ADVENTURER J-SERIES</b>
8E	152304-01-01A	EA	PULL - CABINET DOOR - BRONZE- <b>ELLIPSE R-SERIES</b>
9E	152305-01-01A	EA	KNOB - DOOR/DRAWER - BRONZE - <b>ELLIPSE R-SERIES</b>
10E	152950-01-01A	EA	PULL - DOOR/DRAWER - BRUSHED NICKEL - <b>VIEW &amp; NAVION 500-SERIES</b>
11E	153000-01-01A	EA	SLIDE - CABINET MOUNT - 11.8"
11E	153000-03-01A	EA	SLIDE - CABINET MOUNT - 13.8"
11E	153000-05-01A	EA	SLIDE - CABINET MOUNT - 15.7"
11E	153000-07-01A	EA	SLIDE - CABINET MOUNT - 17.7"
11E	153000-09-01A	EA	SLIDE - CABINET MOUNT - 19.7"
11E	153000-11-01A	EA	SLIDE - CABINET MOUNT - 21.6"
11E	153000-14-01A	EA	SLIDE - CABINET MOUNT - 23.6"
11E	153000-16-01A	EA	SLIDE - CABINET MOUNT - 7.9"
11E	153000-18-01A	EA	SLIDE - CABINET MOUNT - 9.8"
11E	153000-20-01A	EA	SLIDE - CABINET MOUNT - 25.6"
12E	153000-13-01A	EA	BACKSOCKET - DRAWER SLIDE
13E	153000-02-01A	EA	SLIDE - DRAWER MOUNT - 11.8"
13E	153000-04-01A	EA	SLIDE - DRAWER MOUNT - 13.8"
13E	153000-06-01A	EA	SLIDE - DRAWER MOUNT - 15.7"
13E	153000-08-01A	EA	SLIDE - DRAWER MOUNT - 17.7"
13E	153000-10-01A	EA	SLIDE - DRAWER MOUNT - 19.7"
13E	153000-12-01A	EA	SLIDE - DRAWER MOUNT - 21.6"
13E	153000-15-01A	EA	SLIDE - DRAWER MOUNT - 23.4"
13E	153000-17-01A	EA	SLIDE - DRAWER MOUNT - 7.7"
13E	153000-19-01A	EA	SLIDE - DRAWER MOUNT - 9.6"
13E	153000-21-01A	EA	SLIDE - DRAWER MOUNT - 25.4"

## INTERIOR FINISH GROUP (CONTINUED) HARDWARE (CONTINUED)

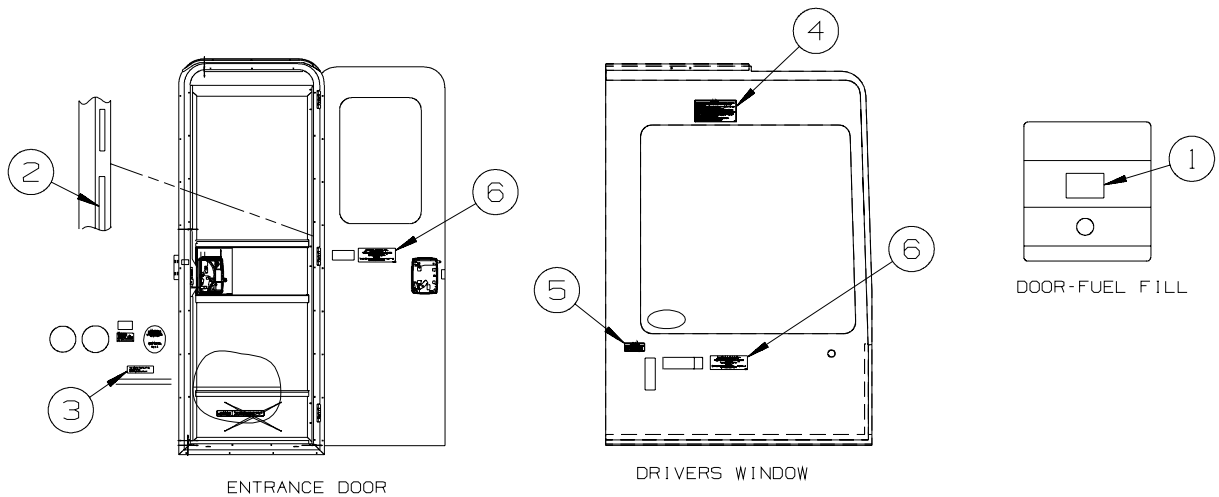


KEY	PART NUMBER	U/M	DESCRIPTION
1F	153308-01-01A	EA	PULL - VANITY STOOL - SATIN NICKEL
2F	153352-01-01A	EA	SLIDE - PANTRY - 19.7" - CABINET MOUNT
3F	153352-02-01A	EA	SLIDE - PANTRY - 19.5" - DRAWER MOUNT
4F	153353-01-01A	EA	LATCH - SLIDING/FLUSH - BLACK
5F	155803-01-01A	EA	KNOB CABINET DOOR - WROUGHT IRON - <b>VECTRA S-SERIES</b>
5F	155803-01-02A	EA	KNOB - CABINET DOOR - SATIN NICKEL - <b>HORIZON S-SERIES</b>
6F	155925-01-01A	EA	KNOB - DOOR/DRW - SATIN NICKEL - <b>ACCESS &amp; IMPULSE 200-SERIES/ VISTA &amp; SUNSTAR E-SERIES</b>
7F	156579-01-01A	EA	KNOB - DOOR/DRW - PEWTER - <b>OUTLOOK &amp; SPIRIT 300-SERIES/ SIGHTSEER &amp; SUNOVA D-SERIES</b>
8F	157246-01-01A	EA	PULL - CABINET DOOR/DRAWER - SATIN NICKEL - <b>JOURNEY &amp; MERIDIAN P-SERIES</b>
9F	157246-02-01A	EA	KNOB - CABINET DOOR/DRAWER-SATIN NICKEL - <b>JOURNEY &amp; MERIDIAN P-SERIES</b>
10F	158982-01-04B	EA	HINGE - CONTINUOUS - 2" X 8" - BLACK
10F	158982-01-01A	EA	HINGE - CONTINUOUS - 2" X 8" - ZINC
11F	162033-01-01A	EA	PULL - CABINET DOOR - BRUSHED NICKEL - <b>SUNCRUISER K-SERIES, TOUR R-SERIES</b>
12F	162033-02-01A	EA	KNOB - CABINET DOOR - BRUSHED NICKEL - <b>SUNCRUISER K-SERIES</b>
13F	162518-01-01A	EA	KNOB - DOOR/DRAWER - SATIN NICKEL - <b>HORIZON S-SERIES</b>
14F	163095-01-01A	EA	KNOB - CABINET DOOR - SATIN NICKEL - <b>B-VAN, 300, ITASCA 700, D, M-SERIES</b>
15F	154385-01-02A	EA	PIN - SUPPORT/GLASS DOOR - 1/4" - NICKEL
16F	165915-01-01A	EA	KNOB - DOOR/DRAWER - SATIN NICKEL - <b>ACCESS/IMPULSE 200-SERIES, VISTA/SUNSTAR E-SERIES</b>
17F	166114-01-01A	EA	HINGE - DOOR - 1/4" RADIUS CORNERS - SATIN NICKEL
18F	166474-01-01A	EA	HINGE - CABINET/CONCEALED - ANTIQUE BRASS
18F	166474-01-02A	EA	HINGE - CABINET/CONCEALED - CHROME

## LABELS GROUP

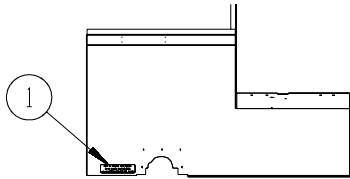
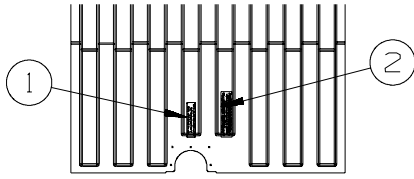


KEY	PART NUMBER	U/M DESCRIPTION
1	039290-01-000	EA LABEL - WARNING - EXIT

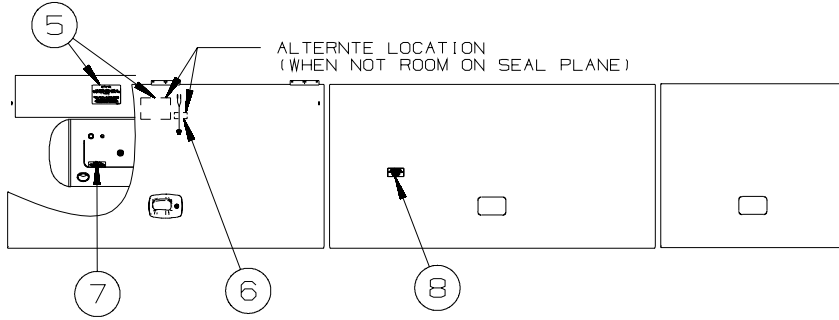
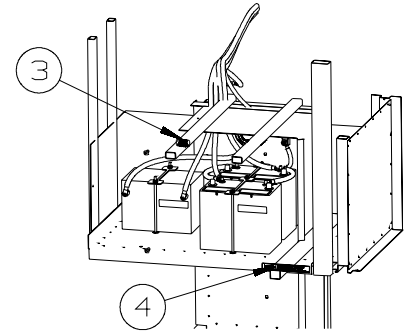


KEY	PART NUMBER	U/M DESCRIPTION
1	124519-01-02A	EA LABEL - WARNING/REFUELING - WHITE ON CLEAR
1	124519-02-02A	EA LABEL - WARNING/REFUELING - WHITE ON CLEAR - CSA
2	135869-01-02A	EA LABEL - MERCURY CONTENT - WHITE ON CLEAR
3	099509-01-000	EA LABEL - AWNING INSTALLATION
4	056259-01-000	EA LABEL - SAFETY CHECK LIST
5	099689-01-000	EA LABEL - WARNING - CANCER/TOXICITY
6	168454-01-01A	EA LABEL - OCCUPANT/CCC - BLACK ON YELLOW

## LABELS GROUP (CONTINUED)

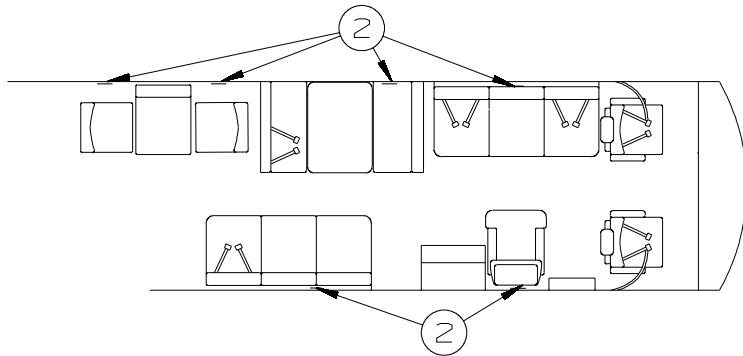
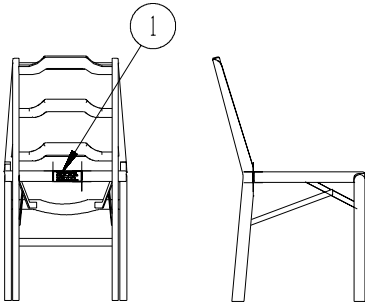


TYPICAL UTILITY ACCESS



KEY	PART NUMBER	U/M DESCRIPTION
1	123562-01-000	EA LABEL - SERVICE/UTILITY ACCESS
2	147845-01-01A	EA LABEL - DRIP VALVE
3	156213-01-01A	EA LABEL - CHASSIS BATTERY DISCONNECT - WHITE/BLACK
FROM: 00-00-00 THRU: 02-11-08		
4	065748-01-000	EA LABEL - WARNING - BATTERY CHARGING - UL
5	124520-01-02A	EA LABEL - LP GAS ONLY - WHITE ON CLEAR
5	023769-01-000	EA LABEL - WARNING - LPG - CANADIAN
6	124519-01-02A	EA LABEL - WARNING/REFUELING - WHITE ON CLEAR
6	124519-02-02A	EA LABEL - WARNING/REFUELING - WHITE ON CLEAR - CSA
7	079965-01-000	EA LABEL - LPG - 80% CAPACITY
8	125306-04-02A	EA LABEL - ELECTRICAL ENTRANCE-120/240V 50 AMP-WHITE ON CLEAR

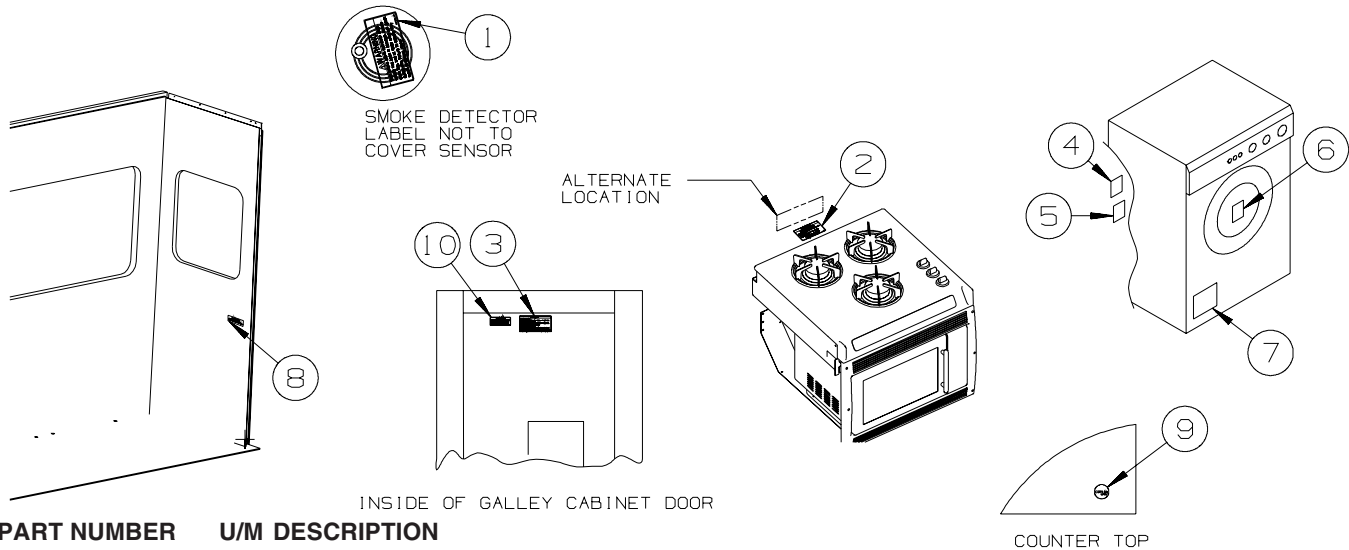
TYPICAL SEAT AND BELT CONFIGURATIONS



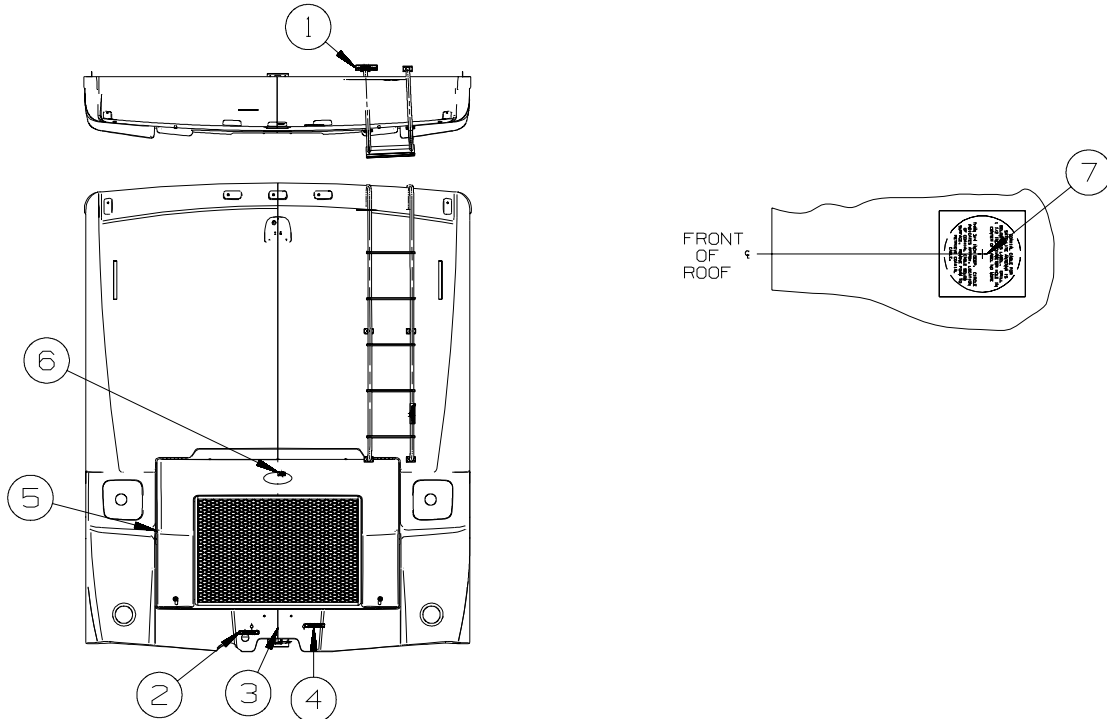
ATTACH LABEL ON OR NEXT TO:  
 +ANY SINGLE CHAIR WITHOUT BELTS.  
 +ANY DINETTE SEAT WITHOUT BELTS.  
 +ANY COUCH WITHOUT BELTS OR ANY SEATING POSITION ON THAT COUCH.  
 DO NOT ATTACH LABEL IF:  
 +DINETTE SEAT HAS AT LEAST ONE SET OF BELTS INSTALLED.

KEY	PART NUMBER	U/M DESCRIPTION
1	134537-01-01A	EA LABEL - OCCUPANCY - CHAIR - US
1	134537-02-01A	EA LABEL - OCCUPANCY - CHAIR - CSA
2	134538-01-01A	EA LABEL - OCCUPANCY - NO SEAT BELT - BLACK ON CLEAR - US
2	134538-02-01A	EA LABEL - OCCUPANCY - NO SEAT BELT - BLACK ON CLEAR - CSA

## LABELS GROUP (CONTINUED)



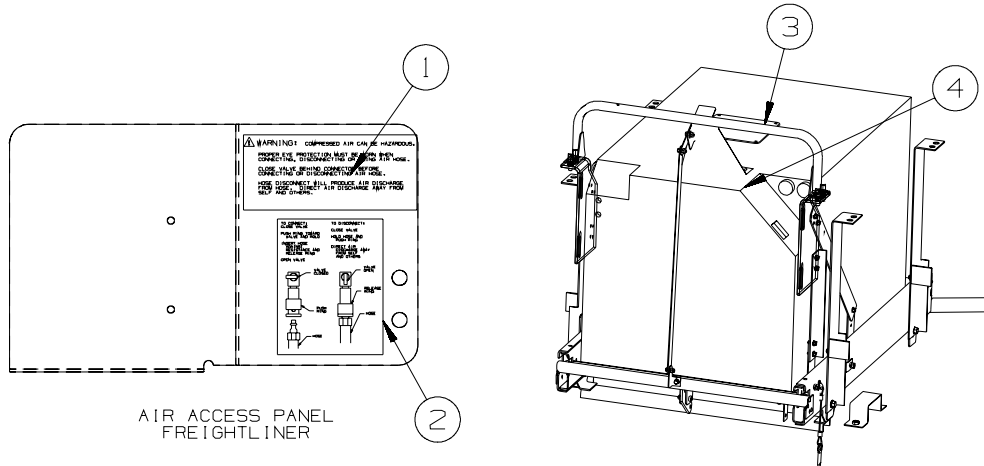
KEY	PART NUMBER	U/M	DESCRIPTION
1	077956-01-000	EA	LABEL - WARNING/SMOKE DETECTOR
2	134539-01-01A	EA	LABEL - WARNING - STOVE/HEATING - US - BLACK ON CLEAR
2	134540-01-01A	EA	LABEL - WARNING - STOVE/HEATING - CSA - BLACK ON CLEAR
3	073998-01-000	EA	LABEL - LPG/ODOR WARNING
4	147524-01-000	EA	LABEL - DRYER VENTING
5	147525-01-000	EA	LABEL - DRYER VENT CUTOUT
6	153640-01-01A	EA	LABEL - WINTERIZATION - WASHER/DRYER
7	130670-01-01A	EA	LABEL - CAUTION DRYER VENTING - BLACK ON CLEAR
8	137260-01-01A	EA	LABEL - WARNING - REST EASY SOFA - BLACK ON CLEAR
9	144040-02-02A	EA	MEDALLION/ROUND - COUNTERTOP/CORIAN - NICKEL
10	099689-01-000	EA	LABEL - WARNING - CANCER/TOXICITY



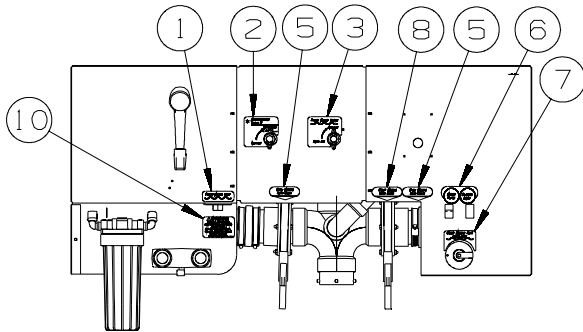
KEY	PART NUMBER	U/M	DESCRIPTION
1	163705-01-01A	EA	LABEL - WARNING - ROOF SLIPPERY - BLACK ON WHITE
2	129669-02-01A	EA	LABEL - HITCH/VEHICLE RATE - 500 - WHITE ON CLEAR - <b>IPB</b>
2	161761-05-01A	EA	DECAL - HITCH
3	161761-05-01A	EA	DECAL - HITCH
4	129669-02-01A	EA	LABEL - HITCH/VEHICLE RATE - 500 - WHITE ON CLEAR - <b>1PB</b>
5	116756-03-000	EA	LABEL - WARNING - ETHER/STARTING - RED W/WHITE BACKGROUND
6	156213-01-01A	EA	LABEL - CHASSIS BATTERY DISCONNECT - WHITE/BLACK
7	120431-01-000	EA	LABEL - LOCATION - COAXIAL CABLE/SATELLITE ANTENNA

FROM: 00-00-00 THRU: 02-11-08

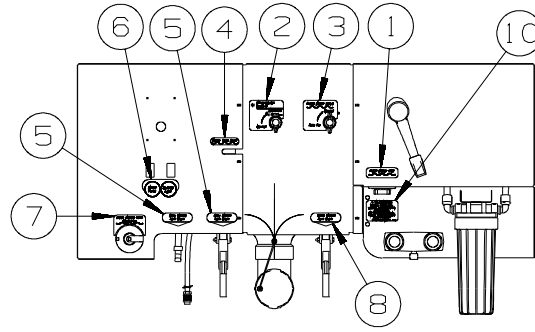
## LABELS GROUP (CONTINUED)



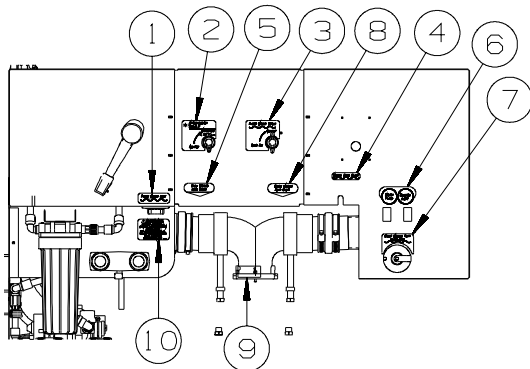
KEY	PART NUMBER	U/M	DESCRIPTION
1	142771-01-01A	EA	LABEL - WARNING/COMPRESSED AIR - WHITE LETTERING ON CLEAR
2	142773-01-01A	EA	LABEL - CONNECT/COMPRESSED AIR - WHITE LETTERING ON CLEAR
3	116273-01-000	EA	LABEL - WARNING - GENERATOR
4	131779-01-01A	EA	LABEL - GENERATOR



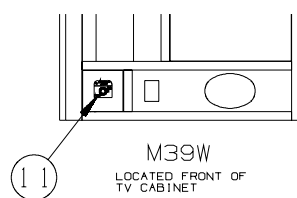
M39W



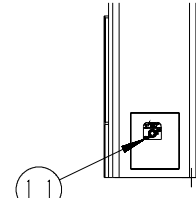
M39N



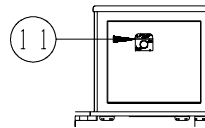
M37G



M39W  
LOCATED FRONT OF  
TV CABINET



M37G  
LOCATED SIDE OF  
TV CABINET

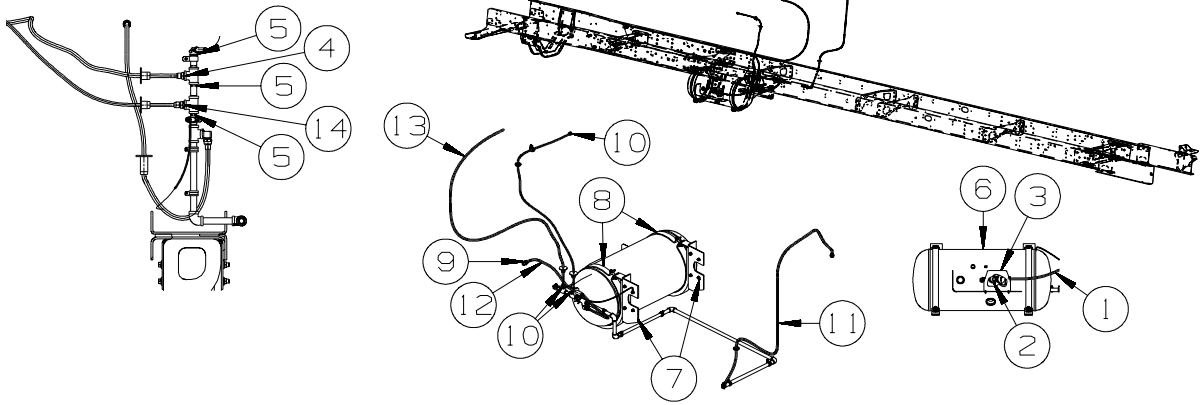


M39N  
LOCATED IN WARDROBE  
BEHIND PANEL

KEY	PART NUMBER	U/M	DESCRIPTION
1	152538-02-01A	EA	LABEL - FRESH WATER - PANTONE/CLEAR
2	152545-01-01A	EA	LABEL - WINTERIZATION
3	152548-01-01A	EA	LABEL - VALVE/FRESH
4	152547-01-01A	EA	LABEL - TANK DRAIN
5	152541-03-01A	EA	LABEL - GRAY WASTE
6	152544-02-01A	EA	LABEL - SWITCHES - WATER PUMP/OUTSIDE LIGHT
7	152546-01-01A	EA	LABEL - TANK FLUSH - PANTONE/CLEAR
8	152543-03-01A	EA	LABEL - BLACK WASTE
9	144649-01-01A	EA	LABEL - ADJUSTABLE VALVE - WHITE ON CLEAR
10	128725-02-01A	EA	LABEL - POTABLE WATER ONLY - BLACK ON CLEAR
11	152539-01-01A	EA	LABEL - BYPASS



**LP GROUP  
LP SYSTEM**



KEY	PART NUMBER	U/M	DESCRIPTION
1	045703-01-000	EA	HOSE - LP - 3/8"ID X 24" - 3/8"MPT X 1/2"F SWIVEL - US
1	045703-02-000	EA	HOSE - LP - 3/8"ID X 24" - 3/8"MPT X 1/2"F SWIVEL - CSA
2	106150-05-000	EA	REGULATOR - TWO STAGE
3	144485-01-000	EA	COVER - LP REGULATOR
4	010329-01-000	EA	ADAPTER - 1/2"F X 1/2"MPT - BRASS
5	010589-03-000	EA	NIPPLE - PIPE - 1/2" X 2 1/2" - BLACK
6*	151784-03-000	EA	TANK - LP - 100 LB - 16"D X 36"L - VAPOR DRAW - W/O CRADLE
	040440-03-000	EA	TRANSMITTER - DIAL/SNAP-ON - 0-90 OHM 2 TERM(POWER/GROUND)
7	151786-01-01A	EA	BRACKET - LP TANK MOUNTING
8	151786-02-01A	EA	STRAP - LP TANK MOUNTING - 1.5" WIDE
9	010326-01-000	EA	ADAPTER - FLARE - W/CONE GASKET - 3/8"F X 1/2"F
10	010377-02-000	EA	NUT - 3/8" FLARE - FORGED - BRASS
11	045703-19-000	EA	HOSE - LP - 3/8"ID X 102" - 1/2"F SWIVEL X 3/8"F SWVL US/CSA
12	045703-22-000	EA	HOSE - LP - 3/8"ID X 60" - 1/2"F SWIVEL X 1/2"F SWVL US/CSA
13	045703-16-000	EA	HOSE - LP - 3/8"ID X 109" - 1/2" F SWIV FLR X 3/8" M FLR
14	010323-01-000	EA	ADAPTER - 3/8"F X 1/2"MPT - BRASS

\*COMPONENT PARTS LISTED LATER IN THIS GROUP

**COMPONENT PARTS FOR LP SYSTEM  
151784-03-000**

KEY	PART NUMBER	U/M	DESCRIPTION	VENDOR NO.
	040421-01-700	EA	VALVE-LIQUID LEVEL, 20%	V20058/V21199/G1013
	040421-01-712	EA	VALVE-SERV. W/O VAPOR RELIEF	V20373/V21202
	040421-01-713	EA	VALVE-RELIEF 1" W/SPRING 7"	V12560/V21207
	088253-01-702	EA	FLOAT/SCREW IN-SNAP ON DIAL	G13063/SG16C0001442
	144116-01-701	EA	VALVE/FILL 80 % W/YELLOW CAP	V13414

**SEALANTS & FASTENERS GROUP**  
**SEALANTS & ADHESIVES**

KEY	PART NUMBER	U/M	DESCRIPTION
	010405-02-000	EA	TAPE - THREAD SEALING - 3/8"
	064075-07-000	FT	SEAL - BULB - W/WIRED U CHANNEL - .3" X .5" CHANNEL-BLACK
	067788-01-000	EA	ADHESIVE - SPRAY - 3M - 19.5 OZ AEROSOL CAN
	069640-01-000	FT	SEALER - RIBBON - 1/4"DIAMETER X 30 FT - BLACK OR GRAY
	069640-02-000	FT	SEALER - TAPE - 1/8"THICK X 1/2"WIDE X 60 FT - GRAY
	069640-03-000	FT	SEALER - TAPE - 1/8"THICK X 3/4"WIDE X 60 FT - BLACK
	069640-07-000	FT	SEALER - TAPE - 3/32"THICK X 2"WIDE X 45 FT - GRAY
	069640-09-000	FT	SEALER - TAPE - 1/32"THICK X 2 1/2"WIDE X 80 FT - BRT WHT
	069640-10-000	FT	SEALER - TAPE - 1/32"THICK X 1 1/2"WIDE X 90 FT - GRAY
	069640-11-000	FT	SEALER - TAPE - 3/16"THICK X 3/8"WIDE X 40 FT - BLACK
	069640-13-000	FT	SEALER - TAPE - 3/32"THICK X 2"WIDE X 45 FT - BLACK
	069640-14-000	FT	SEALER - TAPE - 1/16"THICK X 1"WIDE X 100 FT - BLACK
	069640-15-000	FT	SEALER - TAPE - 1/16"THICK X 3/8"WIDE X 100 FT - BRT WHT
	069640-17-000	FT	SEALER - TAPE - 1/32"THICK X 1"WIDE X 150 FT - GRAY
	069640-18-000	FT	SEALER - TAPE - 1/8"THICK X 1/2"WIDE X 60 FT - BRT WHT
	069640-19-000	FT	SEALER - TAPE - 1/8"THICK X 3/4"WIDE X 60 FT - BRT WHT
	069640-20-000	FT	SEALER - TAPE - 1/8"THICK X 1/2"WIDE X 60 FT - BLACK
	069640-21-000	FT	SEALER - TAPE - 1/16"THICK X 1/2"WIDE X 100 FT - BRT WHT
	069640-22-000	FT	SEALER - TAPE - 1/32"THICK X 1/4"WIDE X 200 FT - BRT WHT
	069640-23-000	FT	SEALER - TAPE - 1/16"THICK X 3/4"WIDE X 100 FT - BRT WHT
	069640-27-000	FT	SEALER - TAPE - 1/16"THICK X 2 1/4"WIDE X 50 FT - BRT WHT
	069640-28-000	FT	SEALER - TAPE - 1/32"THICK X 1 7/8"WIDE X 90 FT - GRAY
	069640-30-000	FT	SEALER - TAPE - 1/32"THICK X 5/8"WIDE X 50 FT - GRAY
	069640-31-000	FT	SEALER - TAPE - 1/4"THICK X 3/4"WIDE X 15 FT - BLACK
	069640-32-000	FT	SEALER - TAPE - 1/16"THICK X 3/8"WIDE X 100 FT - BLACK
	069640-33-000	FT	SEALER - RIBBON - 3/8"DIAMETER X 20 FT - BLACK
	069640-34-000	FT	SEALER - RIBBON - 1/4"DIAMETER X 30 FT - BRIGHT WHITE
	069640-36-000	FT	SEALER - TAPE - 1/16"THICK X 1/2"WIDE X 100 FT - BLACK
	069640-37-000	FT	SEALER - TAPE - 1/16"THICK X 3/4"WIDE X 100 FT - BLACK
	069640-38-000	FT	SEALER - TAPE - 1/16"THICK X 3/4"WIDE X 100 FT - BRT WHT
	069640-39-000	FT	SEALER - TAPE - 1/16"THICK X 3"WIDE X 50 FT - BRT WHT
	069640-40-000	FT	SEALER - TAPE - 1/16"THICK X 3"WIDE X 50 FT - BRT WHT
	072889-28-000	EA	SEALANT/URETHANE-10 OZ TUBE W/NOZZLE-SELF LEVELING-BRT WHT
	072889-31-000	EA	SEALANT/URETHANE-10 OZ TUBE W/NOZZLE-SELF LEVELING - BLACK
	076322-02-000	FT	TAPE-DOUBLE COATED/ADHESIVE BK-.05"THK X 1"W X 108' - WHT
	076322-03-000	FT	TAPE-DOUBLE COATED/ADHESIVE BK-.05"THK X .5"W X 108' - WHT
	076322-05-000	FT	TAPE-DOUBLE COATED/ADHESIVE BK-.05"THK X .8"W X 108' - WHT
	076322-07-000	FT	TAPE-DOUBLE COATED/ADHESIVE BK-.05"THK X .5"W X 200' - BLK
	076322-13-000	FT	TAPE - FOAM/DOUBLE COATED - .020"THK X .75"W - CLEAR
	076322-21-000	FT	TAPE - FOAM/DOUBLE COATED - .045"THK X .50"W
	076322-22-000	FT	TAPE - FOAM/DOUBLE COATED - .045"THK X .75"W
	076322-23-000	FT	TAPE - FOAM/DOUBLE COATED - .045"THK X 1"W
	076322-25-000	FT	TAPE - FOAM/DOUBLE COATED - .025"THK X .5"W
	086276-01-000	EA	TAPE - DOUBLE SIDED - 1/2" WIDE X 108' LONG (SOLD BY ROLL)
	088479-01-000	EA	TAPE - ALUMINUM - 3"
	090340-01-000	FT	SEAL - FOAM - CLOSED CELL - 1/4" X 1/2" X 50'
	090340-02-000	FT	SEAL - FOAM - CLOSED CELL - 3/8" X 1/2" X 50'
	091255-02-000	FT	SEAL - ADHESIVE BACKED/FOAM - 3/64"THICK X 3/16"W X 1000'
	091255-03-000	FT	SEAL - ADHESIVE BACKED/FOAM - 1/4" THICK X 1/4"W X 1000'
	094401-01-000	EA	SEALER - BODY SEAM - FLEXICLEAR
	094401-04-000	EA	SEALER - BODY SEAM - CLEAR
	094401-05-000	EA	SEALER - BODY SEAM - 20OZ BLACK
	094401-06-000	EA	SEALER - BODY SEAM - 12OZ BLACK
	094401-07-000	EA	SEALER - BODY SEAM - CLEAR
	098408-01-000	FT	SEAL - SPONGE RUBBER - CLOSED CELL
	099069-01-000	FT	SEAL - RUBBER - CLOSED SPONGE - .5" WIDE X .12" THICK-BLK
	099418-01-000	FT	SEAL - D-SECTION/ADHESIVE BACK - .44" X .44" - BLK RUBBER
	100128-02-000	FT	SEAL - FOAM/ADHESIVE BACK - .37" WIDE X .37" THICK X 60'
	104692-01-000	FT	SEAL - ADHESIVE BACKED FOAM - 3/4" THICK X 3/4" WIDE X 25'
	107721-07-000	FT	SEAL - ACCESS DOOR - .9"WIDE X 1.1"HIGH
	112864-01-000	FT	SEAL - FOAM/BUTYL COVERED - 3/8" X 35'
	112864-02-000	FT	SEAL - FOAM/BUTYL COVERED - 5/16" X 44'
	112864-05-000	FT	SEAL - FOAM/BUTYL COVERED - 1/2" X 3/16"
	112901-02-000	EA	ADHESIVE - PLEXUS - MA330 - 50ML - GRAY

**SEALANTS & FASTENERS GROUP (CONTINUED)**  
**SEALANTS & ADHESIVES (CONTINUED)**

KEY	PART NUMBER	U/M	DESCRIPTION
	112901-03-000	EA	ADHESIVE - PLEXUS - MA300 - 50ML - WHITE
	112902-03-000	EA	MIXER NOZZLE - F/GUN #00400102000 - SCOTCH-WELD & PLEXUS
	112902-04-000	EA	NOZZLE - ELEMENT - 1/4" X 3.5"
	113452-01-000	FT	SEAL/TRIM - FRONT - VINYL W/WIRE CARRIER - .020"
	113452-02-000	FT	SEAL/TRIM - FRONT - VINYL W/WIRE CARRIER - .027"
	113366-01-000	EA	ADHESIVE - INSTANT - 1 OZ
	115870-01-000	FT	SEAL/EDGE - TRIM
	120074-02-03A	EA	SILICONE - TUBE - W/O NOZZLE - LOW ODOR - SMOKEY WHITE
	120534-01-01A	EA	TAPE - SCOTCH - 3M - 1/2" FINE LINE
	123655-01-000	FT	SEAL - CLOSED CELL/FOAM
	123816-01-000	FT	TAPE - DOUBLE SIDED - 1" X .020" X 200' - CLEAR
	123816-02-000	FT	TAPE - DOUBLE SIDED - 1/2" X .035" X 200' - CLEAR
	123816-03-000	FT	TAPE - DOUBLE SIDED - 1/2" X .020" X 200' - CLEAR
	123816-04-000	FT	TAPE - DOUBLE SIDED - 6" X .0035" X 750' - CLEAR
	123816-06-000	FT	TAPE - DOUBLE SIDED - 3/4" X 3/4" X 200' - CLEAR
	123816-07-000	FT	TAPE - DOUBLE SIDED - 1 3/4" X 200' - CLEAR
	126427-01-000	EA	ADHESIVE - ALL PURPOSE - ABS/PVC
	126427-02-000	EA	PRIMER - CLEANER - FLEX PIPING
	131264-01-12A	EA	SILICONE - TUBE - W/NOZZLE - BONE
	131264-01-13A	EA	SILICONE - TUBE - W/NOZZLE - TRANSLUCENT
	131264-03-01A	EA	SILICONE - TUBE - W/O NOZZLE - SELF LEVELING -BRIGHT WHITE
	131264-04-02A	EA	SILICONE/SEALANT/ADHESIVE-FAST CURE F/GLASS/VINYL-SOFT WHT
	131264-05-01A	EA	SILICONE/SEALANT - ODORLESS - TUBE - W/NOZZLE - BLACK
	131264-05-02A	EA	SILICONE/SEALANT - ODORLESS - TUBE - W/NOZZLE - CLEAR
	131384-01-000	EA	ADHESIVE - JET WELD - 10 OZ CARTRIDGE
	132892-07-01A	FT	SEAL - BULB/SINGLE - W/U CHANNEL - .5" X 1" - BLACK
	152038-01-01A	EA	TAPE - PRESERVATION SEAL - 2" X 36YD ROLL - BLACK
	154585-01-01A	FT	SEAL - FOAM TAPE - ADHESIVE BACK - 3/8" X 3/8" - BLACK
	154585-02-01A	FT	SEAL - FOAM TAPE - ADHESIVE BACK - 3/4" X 1/2" - BLACK
	154585-03-01A	FT	SEAL - FOAM TAPE - ADHESIVE 2 SIDED - 1/8" X 3/4" - BLACK
	154585-04-01A	FT	SEAL - FOAM TAPE - ADHESIVE BACK - 5/8" X 1/8" - WHITE
	156622-01-01A	FT	SEALER - TAPE - 1/4"THICK X 3"WIDE X 100 FT - WHITE
	156622-02-01A	FT	SEALER - TAPE - 1/4"THICK X 2"WIDE X 100 FT - WHITE

**BOLTS, NUTS AND WASHERS**

KEY	PART NUMBER	U/M	DESCRIPTION
	0MD54F-06-000	EA	NUT - HEX W/SERATED FLANGE
	000C12-04-08B	EA	BOLT - HEX - 1/4-20 X 1/2 - GRADE #5 - ZINC
	000C12-04-12A	EA	BOLT - HEX - 1/4-20 X 3/4 - PLAIN 5
	000C12-04-40B	EA	BOLT - HEX - 1/4-20 X 2 1/2 - GRADE #5 ZINC
	000C12-05-16B	EA	BOLT - HEX - 5/16 - 18X1 - GRADE #5 - ZINC
	000C12-05-40B	EA	BOLT - HEX - 5/16"-18 X 2.5" - GRADE #5 - ZINC
	000C12-06-28B	EA	BOLT-HEX-3/8-16X13/4 ZN 5 - 5185-01
	000C12-08-24B	EA	BOLT - HEX - 1/2-13 X 1 1/2 - GRADE #5 - ZINC
	000C12-08-28B	EA	BOLT - HEX - 1/2-13 X 1 3/4 - GRADE #5 - ZINC
	000C12-08-44B	EA	BOLT - HEX - 1/2-13 X 2 3/4 - GRADE #5 - ZINC
	000C13-07-40B	EA	BOLT - HEX - 7/16-20 X 2 1/2 - GRADE #5 - ZINC
	000C13-07-48B	EA	BOLT - HEX - 7/16-20 X 3 - GRADE #5 - ZINC
	000C14-10-32B	EA	BOLT - HEX - 5/8-11 X 2.0 - GRADE #8 - ZINC
	000C18-05-40A	EA	BOLT - ELEVATOR - 5/16-18 X 2 1/2 - PL
	000C26-04-10B	EA	BOLT - HEX - SERRATED FLANGE - 1/4-20 X 5/8 - ZINC
	000C26-04-12F	EA	BOLT - HEX - SERRATED FLANGE -1/4-20 X 3/4-STAINLESS STEEL
	000C26-04-14B	EA	BOLT - HEX - SERRATED FLANGE - 1/4-20 X 7/8 - ZINC
	000C26-04-18B	EA	BOLT - HEX - SERRATED FLANGE - 1/4-20 X 1 1/8 - ZINC
	000C26-05-12B	EA	BOLT - HEX - SERRATED FLANGE - 5/16-18 X 3/4 - ZINC
	000C26-06-12B	EA	BOLT - HEX - SERRATED FLANGE - 3/8-16 X 3/4 - ZINC
	000C26-06-20B	EA	BOLT - HEX - SERRATED FLANGE - 3/8-16 X 1 1/4 - ZINC
	000C26-06-28B	EA	BOLT - HEX - SERRATED FLANGE - 3/8-16 X 1 3/4 - ZINC
	000C26-06-40B	EA	BOLT - HEX - SERRATED FLANGE - 3/8-16 X 2 1/2 - ZINC
	000C26-08-24B	EA	BOLT - HEX - SERRATED FLANGE - 1/2-13 X 1 1/2 - ZINC
	000C26-08-28B	EA	BOLT - HEX - SERRATED FLANGE - 1/2-13 X 1 3/4 - ZINC
	000C27-08-48B	EA	BOLT-CARR 1/2-13X3.00 GR5 - 97 M-SERIES
	000D24-10-00B	EA	NUT - HEX - SELF LOCKING - 10-32 - ZINC

**SEALANTS & FASTENERS GROUP (CONTINUED)**  
**BOLTS, NUTS AND WASHERS (CONTINUED)**

KEY	PART NUMBER	U/M	DESCRIPTION
	000D27-05-00B	EA	NUT - HEX LOCK - 5-40 - ZINC
	000D28-10-00B	EA	NUT - HEX - W/NYLON LOCK - 10-32 - ZINC
	000D29-04-00B	EA	NUT - HEX - SELF LOCKING - 1/4 X 20 - ZINC
	000D29-04-00F	EA	NUT - HEX - SELF LOCKING - 1/4 X 20 - STAINLESS STEEL
	000D29-06-00B	EA	NUT - HEX - W/NYLON LOCK - 3/8-16 - ZINC
	000D29-09-00B	EA	NUT - HEX - SELF LOCKING - 9/16-12 - ZINC
	000D34-04-00B	EA	NUT - HEX - LOCKING - 1/4-20 - ZINC
	000D34-06-00B	EA	NUT - HEX - LOCKING - 3/8-16 GRADE C - ZINC
	000D39-04-00B	EA	NUT - HEX - LOCKING W/SERRATED FLANGE - 1/4-20 - ZINC
	000D39-05-00B	EA	NUT - HEX - LOCKING W/SERRATED FLANGE - 5/16-18 - ZINC
	000D39-06-00B	EA	NUT - HEX - LOCKING W/SERRATED FLANGE - 3/8-18 - ZINC
	000D39-06-00D	EA	NUT - HEX - LOCKING W/SERRATED FLANGE - 3/8"-16 BLACK
	000D39-07-00B	EA	NUT - HEX - LOCKING W/SERRATED FLANGE - 7/16-14 - ZINC
	000D39-08-00B	EA	NUT - HEX - LOCKING W/SERRATED FLANGE - 1/2-13 - ZINC
	000D44-07-00B	EA	NUT - HEX - LOCKING W/SERRATED FLANGE - 7/16-20 - ZINC
	000D44-08-00B	EA	NUT - HEX - LOCKING W/SERRATED FLANGE - 1/2-20 - ZINC
	000D46-04-00A	EA	NUT - HEX - WELD - 1/4-20 - PLAIN
	000D65-08-00B	EA	NUT - HEX - LOCKING W/SERRATED FLANGE - 8-32 - ZINC
	000D73-08-00C	EA	NUT - HEX FLANGE - 1/2-13
	000D75-09-00B	EA	NUT - HEX LOCKING - 9/16-12 - ZINC
	000D76-06-00B	EA	NUT - HEX FLANGE - 3/8-16
	000E11-04-00F	EA	WASHER - LOCKING - 1/4 MED SPLIT - STAINLESS STEEL
	000E11-07-00B	EA	WASHER - LOCKING - 7/16 MED SPLIT - ZINC
	000E11-08-00B	EA	WASHER - LOCKING - 1/2 MED SPLIT - ZINC
	000E13-17-00B	EA	WASHER - FLAT - 3/8 AR - ZINC
	000E13-18-00B	EA	WASHER - FLAT - 3/8 WIDE - ZINC
	000E13-20-00B	EA	WASHER - FLAT - 7/16 WIDE - ZINC
	000E13-22-00B	EA	WASHER - FLAT - 1/2 WIDE - ZINC
	000E13-26-00B	EA	WASHER - FLAT - 5/8 WIDE - ZINC
	000E14-10-00B	EA	WASHER - LOCKING - #10 EXTERNAL TOOTH - ZINC
	000E16-10-00B	EA	WASHER - HARDENED - 5/8 - FLAT - ZINC
	000G45-05-16B	EA	BOLT - LAG - 5/16-9 X 1 - ZINC
	039715-01-000	EA	NUT-SERT - 1/4" DIAMETER - 20 THREADS
	040921-01-000	EA	NUT - SPEED - U TYPE - #10-24 - BLACK
	040921-03-000	EA	NUT - SPEED - U TYPE - #10
	040921-04-000	EA	NUT - SPEED - U TYPE - #8-.59" LENGTH X .44" WIDTH
	040921-05-000	EA	NUT - SPEED - U-TYPE - 8-.67" X .44" WIDE
	040921-11-000	EA	NUT - SPEED - U-TYPE - 8-.59" LENGTH X .44" WIDTH - BLACK
	041322-01-000	EA	WASHER - FLANGE - 15/32"ID X 2 3/8"OD - F/SEAT BELT MTG
	044364-02-000	EA	NUT - SPEED - FLAT - ROUND
	044533-01-000	EA	WASHER - 1 3/8"OD - FOR BUTTONS - PLASTIC
	051387-06-000	EA	BOLT - CARRIAGE W/O HOLE - 5/16-18 X 9 1/2 - ZINC
	058716-02-000	EA	WASHER - FLAT NYLON
	064081-03-000	EA	NUT - WING 3/8-16 - W/WELD NUT
	077071-01-000	EA	WASHER - FENDER - 3/16"ID X 1"OD
	087234-01-000	EA	NUT - JACK - 1/4 X 20 THD - MOLLY
	088787-12-000	EA	STUD - WELD - 1/4 - 20 X 1.0 LG - MN
	106956-03-000	EA	BOLT - HEX TAP - 1/2-13NC X 3 - GRADE 5 - FULL THREAD/ZINC
	106956-10-000	EA	BOLT - HEX TAP - 9/16-12NC X 3 5/8 -GRD 5-FULL THREAD/ZINC
	106956-11-000	EA	BOLT - HEX TAP - 1/2-13NC X 2 1/2 - GRD 5-FULL THREAD/ZINC
	106956-13-000	EA	BOLT - HEX TAP - 1/2-20 X 2 1/2 - GRD 5-FULL THREAD/ZINC
	107397-01-000	EA	WASHER - FENDER - 3/4"ID X 1"OD
	108067-03-000	EA	STUD - WELD - 1/4 - 20 X 1/2 CD
	109917-01-000	EA	WASHER - 1.5" X 1.25"
	109917-03-000	EA	WASHER - 1" X .50"
	109917-04-000	EA	WASHER - 1" X .75"
	128444-01-000	EA	WASHER - SPRING - CONICAL
	135092-02-01A	EA	BOLT - HEX - SERRATED FLANGE - 1/2-20 X 2 1/2-GRADE 5 ZINC
	135092-05-01A	EA	BOLT - HEX - SERRATED FLANGE - 1/2-20 X 1 - GRADE 5 ZINC
	143399-01-01A	EA	NUT/RETAINING - 3/8"- 24 NFT
	147284-02-000	EA	NUT/SELF RETAINING - 5/16"-18
	148817-01-000	EA	WASHER/SPUR - LOCKING

# SEALANTS & FASTENERS GROUP (CONTINUED)

## SCREWS

KEY	PART NUMBER	U/M	DESCRIPTION
	0G1208-12-170	EA	SCREW - 8-18 X 3/4 POH - BRIGHT WHITE
	0G3908-08-170	EA	SCREW - SF/DR - 8-18 X 1/2 PPH - BRIGHT WHITE
	0G3908-16-170	EA	SCREW - SF/DR - 8-18 X 1 PPH - BRIGHT WHITE
	0G3908-24-170	EA	SCREW - SF/DR - 8-18 X 1 1/2 PPH - BRIGHT WHITE
	0G3910-10-420	EA	SCREW - SF/DR - 10-16 X .62 PPH - BRIARWOOD
	0G3910-12-170	EA	SCREW - SF/DR - 10-16 X 3/4 PPH - BRIGHT WHITE
	0G3910-24-170	EA	SCREW - SF/DR - 10-16 X 1 1/2 PPH - BRIGHT WHITE
	0G5508-08-370	EA	SCREW - SF/DR - 8-18 X .5 PWH - RIVERSTONE
	0G5508-08-380	EA	SCREW - SF/DR - 8-18 X .5 PWH - CASHMERE
	0G5508-08-420	EA	SCREW - SF/DR - 8-18 X .5 PWH - BRIARWOOD
	0G5508-08-440	EA	SCREW - SF/DR - 8-18 X .5 PWH - CAMEL
	0G5508-08-450	EA	SCREW - SF/DR - 8-18 X .5 PWH - SADDLE
	0G5508-12-170	EA	SCREW - SF/DR - 8-18 X 3/4 PWH - BRIGHT WHITE
	0G5508-12-330	EA	SCREW - SF/DR - 8-18 X 3/4 PWH - PUTTY
	0G5508-12-380	EA	SCREW - SF/DR - 8-18 X 3/4 PWH - CASHMERE
	0G5508-12-320	EA	SCREW - SF/DR - 8-18 X 3/4 PWH - GLACIER
	0G5508-12-450	EA	SCREW - SF/DR - 8-18 X 3/4 PWH - SADDLE
	0G5508-16-330	EA	SCREW - SF/DR - 8-18 X 1 PWH - PUTTY
	0G5508-16-370	EA	SCREW - SF/DR - 8-18 X 1 PWH - RIVERSTONE
	0G5508-16-380	EA	SCREW - SF/DR - 8-18 X 1 PWH - CASHMERE
	0G5508-16-440	EA	SCREW - SF/DR - 8-18 X 1 PWH - CAMEL
	0G5508-16-450	EA	SCREW - SF/DR - 8-18 X 1 PWH - SADDLE
	0G6008-16-170	EA	SCREW - SF/DR - 8-18 X 1 POH - BRIGHT WHITE
	0G6012-32-170	EA	SCREW - SF/DR - 12-14 X 2 POH - BRIGHT WHITE
	0G6710-08-170	EA	SCREW - 10-12 X 1/2 PPH - BRIGHT WHITE
	0G6710-12-170	EA	SCREW - 10-12 X 3/4 PPH - BRIGHT WHITE
	0G6806-16-170	EA	SCREW - 6-18 X 1 POH - BRIGHT WHITE
	0G6810-24-280	EA	SCREW - 10-12 X 1 1/2 POH - SOFT WHITE
	000C20-06-24T	EA	SCREW - 3/8-16 X 1 1/2 - FLAT SOCKET
	000G11-06-08B	EA	SCREW - 6-20 X 1/2 PPH - ZINC
	000G11-06-10B	EA	SCREW - 6-20 X 5/8 PPH - ZINC
	000G11-06-10J	EA	SCREW - 6-20 X 5/8 PPH - BRASS
	000G11-07-08B	EA	SCREW - 7-19 X 1/2 PPH - ZINC
	000G11-08-06B	EA	SCREW - 8-18 X 3/8 PPH - ZINC
	000G11-08-08T	EA	SCREW - 8-18 X 1/2 PPH - FLUOROCARBON COATING
	000G11-08-12B	EA	SCREW - 8-18 X 3/4 PPH - ZINC
	000G11-08-12P	EA	SCREW - 8-18 X 3/4 PPH - DARK BROWN
	000G11-08-12S	EA	SCREW - 8-18 X 3/4 PPH - OFF WHITE
	000G11-08-12T	EA	SCREW - 8-18 X 3/4 PPH - BLACK MAGNESIUM
	000G11-08-20B	EA	SCREW - 8-18 X 1 1/4 PPH - ZINC
	000G11-08-20G	EA	SCREW - 8-18 X 1 1/4 - ANTIQUE BRASS
	000G11-10-12D	EA	SCREW - 10-16 X 3/4 PPH - BLACK
	000G11-10-32P	EA	SCREW-10,16X2.00 PPH DK BRN
	000G12-06-08T	EA	SCREW - 6-20 X 1/2 POH - BLACK
	000G12-10-16F	EA	SCREW - 10-16 X 1 POH - STAINLESS STEEL
	000G13-05-10B	EA	SCREW - 5-12 X 5/8 PFH - ZINC
	000G13-06-06I	EA	SCREW - 6-20 X 3/8 PFH - BLACK ZINC
	000G13-06-08B	EA	SCREW - 6-20 X 1/2 PFH - ZINC
	000G13-06-08G	EA	SCREW - 6-20 X 1/2 PFH - ANTIQUE BRASS
	000G13-06-10G	EA	SCREW - 6-20 X 5/8 PFH - ANTIQUE BRASS
	000G13-06-16E	EA	SCREW - 6-20 X 1 PFH - CHROME
	000G13-06-16J	EA	SCREW - 6-20 X 1 PFH - BRASS
	000G13-06-24J	EA	SCREW - 6-20 X 1 1/2 PFH - BRASS
	000G13-07-10H	EA	SCREW - 7-19 X 5/8 PFH - BLACK
	000G13-07-12B	EA	SCREW - 7-19 X 3/4 PFH - ZINC
	000G11-08-08B	EA	SCREW - 8-18 X 1/2 PPH - ZINC
	000G13-08-10B	EA	SCREW - 8-18 X 5/8 PFH - ZINC
	000G13-08-109	EA	SCREW - 8-18 X 5/8 PFH
	000G13-08-16B	EA	SCREW - 8-18 X 1 PFH - ZINC
	000G13-08-24B	EA	SCREW - 8-18 X 1 1/2 PFH - ZINC
	000G13-08-28I	EA	SCREW - 8-18 X 1.75 PFH BLACK
	000G16-04-24B	EA	SCREW - MACHINE - 1/4-20 X 1 1/2 PPH
	000G18-08-16B	EA	SCREW - MACHINE - 8-32 X 1 PPH - ZINC
	000G18-08-22B	EA	SCREW - MACHINE - 8-32 X 1 3/8 PPH - ZINC



**SEALANTS & FASTENERS GROUP (CONTINUED)**  
**SCREWS (CONTINUED)**

KEY	PART NUMBER	U/M	DESCRIPTION
	000G18-08-24B	EA	SCREW - MACHINE - 8-32 X 1 1/2 PPH - ZINC
	000G19-10-08B	EA	SCREW - MACHINE - 10-32 X 1/2 PPH - ZINC
	000G19-10-10B	EA	SCREW - MACHINE - 10-32 X 5/8 - PPH - ZINC
	000G19-10-12F	EA	SCREW - MACHINE - 10-32 X 3/4 PPH - STAINLESS STEEL
	000G19-10-20B	EA	SCREW - MACHINE - 10-32 X 1 1/2 PPH - ZINC
	000G32-10-06B	EA	SCREW - 10-32 X 3/8 PPH - ZINC
	000G34-05-12B	EA	SCREW - HEX HEAD TAPPING - 5/16 X 3/4 LONG
	000G39-06-10T	EA	SCREW - SF/DR - 6-20 X 5/8 PPH - BLACK
	000G39-06-16T	EA	SCREW - SF/DR - 6-20 X 1 PPH - BLACK
	000G39-08-06B	EA	SCREW - SF/DR - 8-18 X 3/8 PPH - ZINC
	000G39-08-08B	EA	SCREW - SF/DR - 8-18 X 1/2 PPH - ZINC
	000G39-08-08S	EA	SCREW - SF/DR - 8-18 X 1/2 PPH - OFF WHITE
	000G39-08-08T	EA	SCREW - SF/DR - 8-18 X 1/2 PPH - BLACK
	000G39-08-12T	EA	SCREW - SF/DR - 8-18 X 3/4 PPH - BLACK
	000G39-08-16B	EA	SCREW - SF/DR - 8-18 X 1 PPH - ZINC
	000G39-08-16T	EA	SCREW - SF/DR - 6-20 X 1 PPH - BLACK
	000G39-08-24B	EA	SCREW - SF/DR - 8-18 X 1 1/2 PPH - ZINC
	000G39-08-24T	EA	SCREW - SF/DR - 8-18 X 1 1/2 PPH - BLACK
	000G39-08-32B	EA	SCREW - SF/DR - 8-18 X 2 PPH - ZINC
	000G39-08-169	EA	SCREW-SF/DR,8-18X1.00 PPH - FLUROCARBON SILVER
	000G39-10-08B	EA	SCREW - SF/DR - 10-16 X 1/2 PPH - ZINC
	000G39-10-10B	EA	SCREW - SF/DR - 10-16 X 5/8 PPH - ZINC
	000G39-10-12B	EA	SCREW - SF/DR - 10-16 X 3/4 PPH - ZINC
	000G39-10-12S	EA	SCREW - SF/DR - 10-16 X 3/4 PPH - OFF WHITE
	000G39-10-129	EA	SCREW - SF/DR - 10-16 X 3/4 PPH - FLUOROCARBON SILVER
	000G39-10-169	EA	SCREW - SF/DR - 10-16 X 1 PPH - FLUOROCARBON SILVER
	000G39-10-20B	EA	SCREW - SF/DR - 10-16 X 1 1/4 PPH - ZINC
	000G39-10-20T	EA	SCREW - SF/DR - 10-16 X 1 1/4 PPH - BLACK
	000G39-10-24B	EA	SCREW - SF/DR - 10-16 X 1 1/2 PPH - ZINC
	000G39-10-24T	EA	SCREW - SF/DR - 10-16 X 1 1/2" PPH - BLACK
	000G39-10-32B	EA	SCREW - SF/DR - 10-16 X 2 - PPH - ZINC
	000G39-10-48B	EA	SCREW - SF/DR - 10-16 X 3 - PPH - ZINC
	000G39-10-48T	EA	SCREW - SF/DR - 10-16 X 3 PPH - BLACK
	000G42-04-16B	EA	SCREW - SF/DR - 1/4-14 X 1 HWH - ZINC
	000G42-04-24B	EA	SCREW - SF/DR - 1/4-14 X 1 1/2 - ZINC
	000G52-06-05B	EA	SCREW - MACHINE - 6-32 X 5/16 PTH - ZINC
	000G52-06-06B	EA	SCREW - MACHINE - 6-32 X 3/8 PTH - ZINC
	000G54-04-14B	EA	SCREW - 1/4-20 X 7/8 PTH - TYPE 23 - ZINC PLATED
	000G55-08-12T	EA	SCREW - SF/DR - 8-18 X 3/4 PWH - BLACK
	000G55-08-16S	EA	SCREW - SF/DR - 8-18 X 1.00 PWH - OFF WHITE
	000G55-08-16T	EA	SCREW - SF/DR - 8-18 X 1 PWH - BLACK
	000G56-12-48B	EA	SCREW - WOOD - 12-11 X 3 POH - SPECIAL HARDENED
	000G60-08-16E	EA	SCREW - SF/DR - 8-1 X 1 POH - CHROME
	000G60-08-20F	EA	SCREW - SF/DR - 8-19X1.25 POH
	000G60-08-22B	EA	SCREW - SF/DR - 8-18 X 1.38 POH - ZINC
	000G60-10-20B	EA	SCREW - SF/DR - 10-16 X 1 1/4 POH - ZINC
	000G60-10-209	EA	SCREW - SF/DR - 10-16 X 1 1/4 POH - SILVER STALGAARD
	000G60-10-28T	EA	SCREW - SF/DR - 10-16 X 1 3/4 - BLACK
	000G62-06-12B	EA	SCREW-SF/DR,6-20X.75 PFH - ZINC
	000G62-06-249	EA	SCREW - SF/DR - 8-18 X 1.5 PPH - SILVER
	000G62-08-24B	EA	SCREW - SF/DR - 8-18 X 1 1/2 PFH
	000G62-08-24T	EA	SCREW - SF/DR - 8-18 X 1 1/2 PFH - BLACK
	000G67-08-32B	EA	SCREW - 8-15 X 2 PPH - ZINC
	000G67-10-08B	EA	SCREW - 10-12 X 1/2 PPH - ZINC
	000G67-10-08S	EA	SCREW - 10-12 X 1/2 PPH - OFF WHITE
	000G67-10-10B	EA	SCREW - 10-12 X 5/8 PPH - ZINC - TYPE A
	000G67-10-10D	EA	SCREW - 10-12 X 5/8 PPH - BLACK - TYPE A
	000G67-10-10P	EA	SCREW - 10-12 X 5/8 PPH - DARK BROWN
	000G67-10-10S	EA	SCREW - 10-12 X 5/8 PPH - OFF WHITE
	000G67-10-10T	EA	SCREW - 10-12 X 5/8 PPH - BLACK
	000G67-10-10V	EA	SCREW-10-12X5/8 PPH ZN O/W - TYPE A
	000G67-10-12P	EA	SCREW - 10-12 X 3/4 PPH - DARK BROWN
	000G67-10-24B	EA	SCREW - 10-12 X 1 1/2 PPH - ZINC
	000G68-06-10J	EA	SCREW - 6-18 X 5/8 POH - BRASS

**SEALANTS & FASTENERS GROUP (CONTINUED)**  
**SCREWS (CONTINUED)**

KEY	PART NUMBER	U/M	DESCRIPTION
	000G68-06-12B	EA	SCREW - 6-18 X 3/4 POH - ZINC & CLEAR
	000G68-06-12S	EA	SCREW - 6-18 X 3/4 POH
	029130-01-000	EA	SCREW - SNAP STUD - #8-16 X 5/8" LONG
	029130-02-000	EA	SCREW - SNAP STUD - #8-16 X 1 1/2" LONG
	029130-03-000	EA	SCREW - SNAP STUD - #8-16 X 1" LONG
	049465-03-000	EA	SCREW - 10-16 X 1 POH W/WASHER - OFF WHITE
	049465-17-000	EA	SCREW - 10-16 X 1 POH W/WASHER - BRIGHT WHITE
	054434-02-000	EA	SCREW - SF/DR - 10-16 X 2 - ZINC
	054434-03-000	EA	SCREW - SF/DR - 10-16 X 2 - PWH - ZINC
	075908-01-000	EA	SCREW - MACHINE - 10-32 X .56 PTH - EXTERNAL TOOTH - ZINC
	076790-01-000	EA	SCREW - 6-20 X 1 1/4 PPH - BLACK
	076790-05-000	EA	SCREW - 6-20 X 1/2 PPH - BLACK - THREAD CUTTING/WOOD
	087721-01-000	EA	SCREW - FLAT HEAD - TAPPING - 1/4" X 1 1/4" LONG - ZINC
	093249-01-000	EA	CAP/SCREW - MOLDED/VINYL - BLACK
	095772-01-000	EA	SOCKET-SNAP FASTNER1" SF/DR - SELF DRIVER
	097974-01-000	EA	SCREW - PARTICLE BOARD - 7-9 X 3/4 PPH
	101618-01-000	EA	SCREW - 1/4-20 X 3/4 HEX - TAPPING - STALGARD TYPE F
	113563-01-01A	EA	SCREW - 8 X 5/8 LONG SHOULDER/WASHER HEAD
	113563-01-02A	EA	SCREW - 8 X 5/8 LONG SHOULDER/WASHER HEAD - BRIGHT WHITE
	118383-01-12A	EA	RETAINER/RECESSED - F/.22" SCREW - RIVERSTONE
	118383-01-14A	EA	RETAINER/RECESSED - F/.22" SCREW - PEWTER
	118383-01-15A	EA	RETAINER/RECESSED - F/.22" SCREW - BRIARWOOD
	118383-02-13A	EA	RETAINER/RECESSED - F/.27" SCREW - OFF WHITE
	118383-04-04A	EA	CAP - F/RECESSED RETAINER - BRIGHT WHITE
	118383-04-10A	EA	CAP - F/RECESSED RETAINER - RIVERSTONE
	118383-04-13A	EA	CAP - F/RECESSED RETAINER - OFF WHITE
	118383-04-14A	EA	CAP - F/RECESSED RETAINER - PEWTER
	118383-04-15A	EA	CAP - F/RECESSED RETAINER - BRIARWOOD
	134126-01-01A	EA	SCREW/NAIL - HEX HEAD - 3/4"
	140040-01-000	EA	SCREW - 1/4-20 X 1 - BUTTON HEAD/SOCKET - W/LOCTITE
	149753-01-01A	EA	RETAINER/RECESSED - F/.22" SCREW - BLACK
	149753-01-02A	EA	RETAINER/RECESSED - F/.22" SCREW - BRIGHT WHITE
	149753-02-01A	EA	CAP - F/RECESSED RETAINER - BLACK
	149753-02-02A	EA	CAP - F/RECESSED RETAINER - BRIGHT WHITE
	154938-01-01A	EA	SCREW - SF/DR - 10-16 X 3/4 PPH - W/SELF SEAL - BRIGHT WHITE
	154938-01-02A	EA	SCREW - SF/DR - 10-16 X 3/4 PPH - W/SELF SEAL - BLACK
	154938-02-01A	EA	SCREW - SF/DR - 8-18 X 1 PFH - W/SELF SEAL - BRIGHT WHITE
	154938-02-02A	EA	SCREW - SF/DR - 8-18 X 1 PFH - W/SELF SEAL - BLACK
	154938-02-03A	EA	SCREW - SF/DR - 8-18 X 1 PFH - W/SELF SEAL - SILVER
	154938-03-02A	EA	SCREW - SF/DR - 8-18 X 5/8 PFH - W/SELF SEAL - BLACK
	154938-04-01A	EA	SCREW - SF/DR - 10-16 X 1" TPH - W/SELF SEAL - BRT WHT
	154938-04-02A	EA	SCREW - SF/DR - 10-16 X 1" TPH - W/SELF SEAL - BLACK
	154938-05-03A	EA	SCREW - SF/DR - 8-18 X 1.25" PFH - W/SELF SEAL - SILVER



## SEALANTS & FASTENERS GROUP (CONTINUED)

### CLAMPS, CLIPS, GROMMETS, RIVETS & PLUGS

KEY	PART NUMBER	U/M	DESCRIPTION
	000H14-06-03R	EA	RIVET - MANDREL BLIND - 3/16 ALUMINUM
	000H16-04-06R	EA	RIVET - POP ALUMINUM - 1/8 X .313 - .375
	007161-01-000	EA	CLAMP - HOSE - SPRING TYPE - 1/2"
	008386-01-000	EA	GROMMET - SNAP - 3/8" DIAMETER - NYLON
	010495-01-000	EA	CLAMP - CABLE - 9/16"ID - BLACK
	010495-02-000	EA	CLAMP - CABLE - 3/8"ID - BLACK
	010495-04-000	EA	CLAMP - CABLE - 11/16"ID - WHITE
	010497-01-000	EA	CLAMP - CLOSED - 5/8"ID
	010497-02-000	EA	CLAMP - CLOSED - 1.5"ID
	010497-03-000	EA	CLAMP - CLOSED - 1"ID - CUSHIONED
	010497-04-000	EA	CLAMP - CLOSED - 1 5/8"ID
	010497-05-000	EA	CLAMP - CLOSED - 1/2"ID
	010497-07-000	EA	CLAMP - CLOSED - 3/8"ID
	010497-09-000	EA	CLAMP - CLOSED - 5/16"ID
	010497-10-000	EA	CLAMP - CLOSED - 7/8"ID
	010499-01-000	EA	CLAMP - CLOSED - 3/8"ID
	016188-03-000	EA	GROMMET - LP LINE - 3/8"HOLE X 2 1/2"LONG - RUBBER
	016188-04-000	EA	GROMMET - LP LINE - 1/2"HOLE X 2 1/2"LONG - RUBBER
	016188-05-000	EA	GROMMET - LP LINE - 3/8"HOLE X 1 1/4"LONG - RUBBER
	016188-06-000	EA	GROMMET - LP LINE - 3/8"HOLE X 3 1/4"LONG - RUBBER
	016188-07-000	EA	GROMMET - L/P LINE - 1/2"HOLE X 3 1/4"LONG
	016188-08-000	EA	GROMMET - LP LINE - 1/2"HOLE X 1 1/4"LONG - RUBBER
	016188-09-000	EA	GROMMET - LP LINE - .68"HOLE X 1 1/4"LONG - RUBBER
	016188-10-000	EA	GROMMET - LP GAS - .68" X 2.5"
	023942-01-000	EA	GROMMET - RUBBER - 2"OD
	041930-11-000	EA	RIVET - POP ALUMINUM - 1/8 X .188 - .250 - BRIGHT WHITE
	061420-04-000	EA	PLUG/PLASTIC - 1 1/4" DIAMETER
	061420-05-000	EA	PLUG/PLASTIC - 1 1/2" DIAMETER
	061420-09-000	EA	PLUG/PLASTIC - 1.00" DIAMETER
	061420-12-000	EA	PLUG/PLASTIC - 1.50" DIAMETER - RED
	061420-13-000	EA	PLUG/PLASTIC - 3/8" - FLUSH
	061420-14-000	EA	PLUG/PLASTIC - 7/8" DIAMETER - BLACK
	061420-15-000	EA	PLUG/PLASTIC - 2" DIAMETER - BLACK
	061420-16-000	EA	PLUG/PLASTIC - 2 1/8" DIAMETER - BLACK
	061420-18-000	EA	PLUG/PLASTIC - 1 3/4" DIAMETER - BLACK
	062401-01-000	EA	CLAMP - HOSE - WORMGEAR - .25" - 1"
	062401-02-000	EA	CLAMP - HOSE - WORMGEAR - 1.56" - 2.5" ID
	062401-03-000	EA	CLAMP - HOSE - WORMGEAR - .22" - 1" ID
	062401-04-000	EA	CLAMP - HOSE - WORMGEAR - .69" - 1.25" ID
	062401-06-000	EA	CLAMP - HOSE - WORMGEAR - .22" - .62" ID
	062401-09-000	EA	CLAMP - HOSE - WORMGEAR - 2.8" - 3.75" ID
	062401-11-000	EA	CLAMP - HOSE - WORMGEAR - 3.50" - 4.50" ID
	062401-13-000	EA	CLAMP - HOSE - WORMGEAR
	071015-11-000	EA	GROMMET - RUBBER - 1"ID FITS .12 MATERIAL - BLACK
	071015-13-000	EA	GROMMET - RUBBER - .62"ID X 1"OD W/.09" GROOVE - BLACK
	071015-20-000	EA	GROMMET - .38 ID FITS .06 MTL
	071015-22-000	EA	GROMMET - RUBBER - .62"ID X 1.12"OD W/.19" GROOVE - BLACK
	071015-26-000	EA	GROMMET - RUBBER - 1.5"ID X 2.1"OD W/.06" GROOVE - BLACK
	071015-29-000	EA	GROMMET - RUBBER - .3"ID X 1.3"OD W/.12" GROOVE - BLACK
	071015-30-000	EA	GROMMET - RUBBER - .3"ID X .81"OD W/.12" GROOVE - BLACK
	071015-39-000	EA	GROMMET - .75 ID FITS .06 MTL
	071015-41-000	EA	GROMMET - .125 ID FITS .188 MTL
	071015-42-000	EA	GROMMET - .25 ID FITS .06 MTL
	071015-43-000	EA	GROMMET-.25 ID,FITS .07 MATL, MINOR Z-4139
	071015-44-000	EA	GROMMET - .31 ID FITS .25 MTL
	075148-02-000	EA	CLAMP - GROUNDING - BRONZE SCREWS
	077955-01-000	EA	CLIP/J - 3/8" - VINYL COATED
	081211-03-000	EA	PLUG - PLASTIC - .50"DIAMETER - TRUSS HEAD - BLACK
	081211-04-000	EA	PLUG - PLASTIC - .46"DIAMETER - TRUSS HEAD - BLACK
	081211-06-000	EA	PLUG-PLASTIC,.468DIA,BLACK , HEYCO 1669
	083609-01-000	EA	CLAMP - WIRE - DUAL - EQUAL DIAMETERS - 5/8"
	083610-01-000	EA	CLAMP - WIRE - DUAL - UNEQUAL DIAMETERS - 3/4" & 1 1/4"
	083610-02-000	EA	CLAMP - WIRE - DUAL - UNEQUAL DIAMETERS - 3/4" & 2"
	083610-03-000	EA	CLAMP - WIRE - DUAL - EQUAL DIAMETERS - 2"

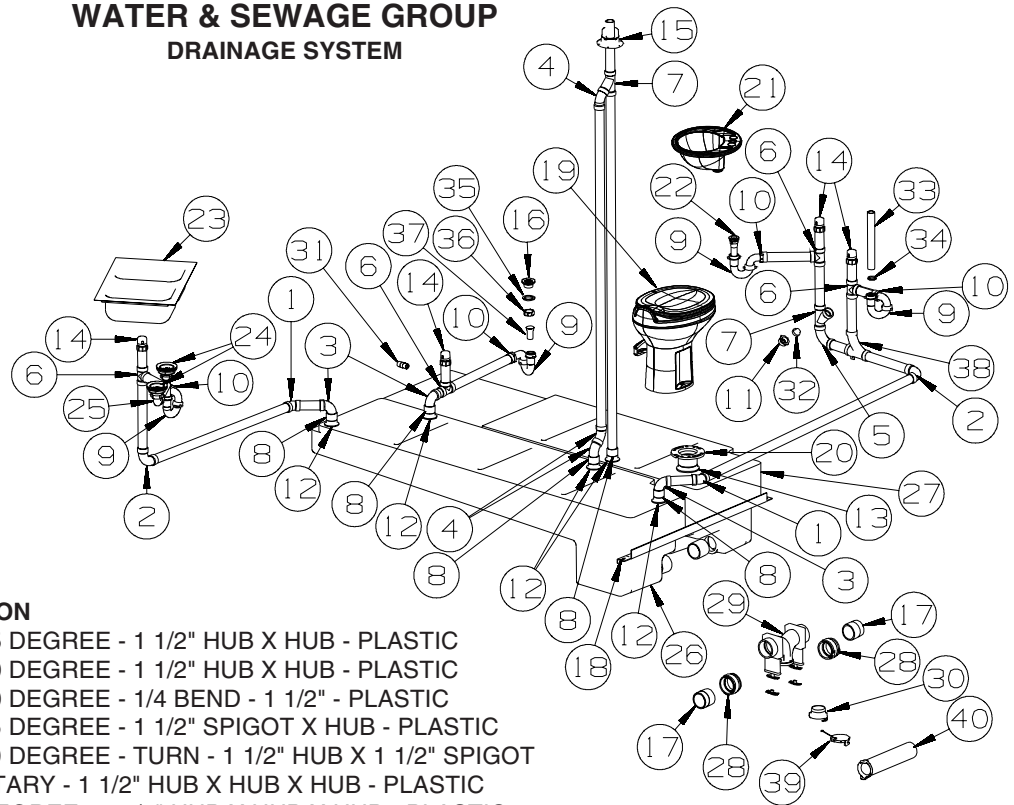
**SEALANTS & FASTENERS GROUP (CONTINUED)**  
**CLAMPS, CLIPS, GROMMETS, RIVETS & PLUGS (CONTINUED)**

<b>KEY</b>	<b>PART NUMBER</b>	<b>U/M</b>	<b>DESCRIPTION</b>
	083610-02-000	EA	CLAMP - WIRE - DUAL - UNEQUAL DIAMETERS - 3/4" & 2"
	083610-03-000	EA	CLAMP - WIRE - DUAL - EQUAL DIAMETERS - 2"
	088756-01-000	EA	GROMMET - WEB - 1 1/8"ID
	089329-02-000	EA	CLIP - SPRING
	091952-01-000	EA	CLIP - GRIPPER - 1" - BLACK VINYL COATED
	091952-02-000	EA	CLIP - GRIPPER - 3/4" - BLACK VINYL COATED
	091952-03-000	EA	CLIP - GRIPPER - 1/2" - BLACK VINYL COATED
	094362-02-000	EA	CLIP - XMAS TREE - BINDER HEAD - .9" LONG/ANY COLOR
	113133-02-01A	EA	RIVET - POP - ALUMINUM - 3/16 X .252 - .504 - BLACK
	114208-05-000	EA	GROMMET - EDGE LINER - FITS 2"
	118626-01-01A	EA	RIVET/POP - ALUMINUM - 3/16 X 1.2"(GRIP RANGE .1"-.4")
	118626-01-02A	EA	RIVET/POP - ALUMINUM - 3/16 X .08 - .375
	118626-02-01A	EA	RIVET/POP - ALUMINUM - 3/16 X .500 - .750
	118626-03-01A	EA	RIVET/POP - STAINLESS STEEL - 3/16 X .500 - .750
	137014-01-01A	EA	GROMMET - CABLE - ALMOND
	139118-02-01A	EA	GROMMET - SCREW - PLASTIC
	155498-01-01A	EA	CLAMP - CLOSED - 7/8"ID - VINYL DIP/GALVONIZED - BLACK

**MISCELLANEOUS FASTENERS**

<b>KEY</b>	<b>PART NUMBER</b>	<b>U/M</b>	<b>DESCRIPTION</b>
	008343-01-000	EA	TIE - WIRE - 6"
	008343-02-000	EA	TIE - WIRE - 14"
	008343-03-000	EA	TIE - WIRE - 7 1/2" - BLACK
	029094-04-000	YD	VELCRO TAPE/LOOP - 1"WIDE - W/ADHESIVE BACK - BLACK
	029096-03-000	YD	VELCRO TAPE/HOOK - 1"WIDE - BLACK
	029096-04-000	YD	VELCRO TAPE/HOOK - 1"WIDE - BLACK - W/ADHESIVE BACK (PSA)
	048394-02-000	YD	VELCRO TAPE - HOOK - ADHESIVE BACK - 3/4" WIDE - BEIGE
	085774-01-000	FT	FASTENER - DUAL LOCK - 1" WIDE - ADHESIVE BACK - BLACK
	085774-02-000	FT	FASTENER - DUAL HOOK - 1" WIDE - ADHESIVE BACK - BLACK
	088792-02-000	YD	VELCRO TAPE - LOOP - 3/4" - ADHESIVE BACK - BEIGE
	088792-04-000	YD	VELCRO TAPE - HOOK - 5/8" - NON-ADHESIVE BACK - WHITE
	088792-05-000	YD	VELCRO TAPE - LOOP - 5/8" - NON-ADHESIVE BACK - WHITE
	108046-02-000	EA	CABLE TIE - SCREW MOUNT 15"

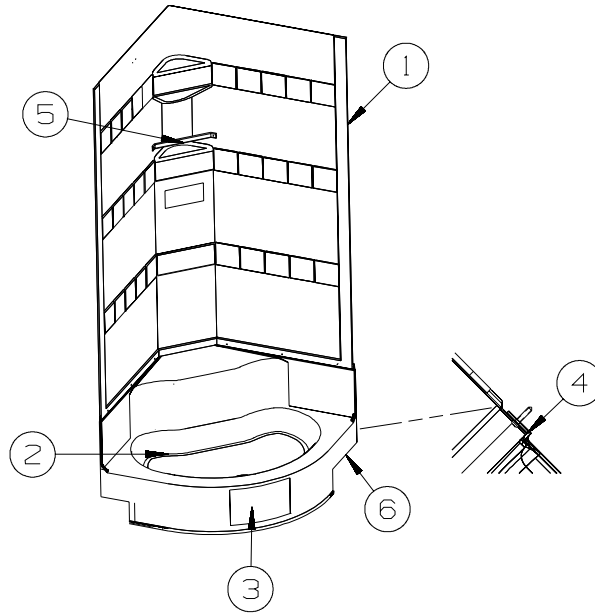
## WATER & SEWAGE GROUP DRAINAGE SYSTEM



KEY	PART NUMBER	U/M	DESCRIPTION
1	010006-01-000	EA	ELBOW - 45 DEGREE - 1 1/2" HUB X HUB - PLASTIC
2	010008-01-000	EA	ELBOW - 90 DEGREE - 1 1/2" HUB X HUB - PLASTIC
3	010009-01-000	EA	ELBOW - 90 DEGREE - 1/4 BEND - 1 1/2" - PLASTIC
4	010051-01-000	EA	ELBOW - 45 DEGREE - 1 1/2" SPIGOT X HUB - PLASTIC
5	033761-01-000	EA	ELBOW - 90 DEGREE - TURN - 1 1/2" HUB X 1 1/2" SPIGOT
6	010071-01-000	EA	TEE - SANITARY - 1 1/2" HUB X HUB X HUB - PLASTIC
7	010073-01-000	EA	WYE - 45 DEGREE - 1 1/2" HUB X HUB X HUB - PLASTIC
8	010115-01-000	EA	COUPLING - 1 1/2" HUB X HUB - PLASTIC
9	107538-02-000	EA	P-TRAP - PLASTIC - 1 1/2" W/EXTENSION ARM
9	011071-01-000	EA	P-TRAP - 1 1/2" - CSA - PLASTIC - <b>265</b>
10	152146-01-000	EA	CONNECTOR - 1 1/2"P X 1 1/2"MPT
11	010122-01-000	EA	BUSHING/PLASTIC - REDUCER - 1 1/2"SMTH X 1 1/4"THD - BLACK
12	061607-01-000	EA	GROMMET - HOLDING TANK - 1 1/2" NPS
13	061607-02-000	EA	GROMMET - HOLDING TANK - 3" NPS
14	079968-01-000	EA	VENT - MECHANICAL/TRAP ARM - ANTI-SIPHON-2" X 7.3" PLASTIC
15	083558-03-000	EA	VENT - W/COVER - F/PLUMBING STACK - OFF WHITE
16	066440-01-000	EA	STRAINER - SHOWER DRAIN - W/RUBBER WASHER
17	010129-03-000	EA	NIPPLE - 3" X 3" TOE - PLASTIC
18	161534-02-02B	EA	BRACKET - HOLDING TANK - E-COATED
19*	160815-01-01A	EA	TOILET/AQUA MAGIC STYLE LITE - TALL - W/SPRAY - WHITE
20	024676-01-000	EA	FLANGE/CLOSET - 4" X 3" - BLACK PLASTIC
21	164615-02-01A	EA	SINK - LAVATORY - OVAL - 14" X 17" - BRUSHED NICKEL
22	106116-01-03A	EA	STRAINER/PLASTIC - STOPPER/TAIPIECE/GASKET & NUT-LAVATORY
23	104113-01-000	EA	SINK/STAINLESS STEEL/DOUBLE 17.2" X 25.2" X 5.9" CNTR DROP
24	092303-01-000	EA	STRAINER - W/BASKET - GALLEY SINK - 4" OD
25	011091-02-000	EA	WASTE - CONTINUOUS - DOUBLE SINK
26	162347-01-01A	EA	TANK - HOLDING - W/O FITTINGS
	010232-01-000	EA	FITTING - SPINWELD - PLASTIC 3FPT
	049032-01-000	EA	PATCH - SPINWELD - 3/8" - PLASTIC
27	160952-01-01A	EA	TANK - HOLDING - W/O FITTINGS
	125697-02-000	EA	NOZZLE - WELD-A-FLUSH
	049032-01-000	EA	PATCH - SPINWELD - 3/8" - PLASTIC
28	078406-01-000	EA	COUPLER - 3" X 3" W/CLAMPS - RUBBER
29	136143-01-000	EA	VALVE - DUAL - 3" X 3"
30	062416-01-000	EA	ADAPTER - SEWER HOSE TO 3" PIPE
31	135386-01-000	EA	NIPPLE - 1/2"
32	010166-01-000	EA	PLUG/THREADED - 1 1/4"MPT - PLASTIC - BLACK - UL
33	126588-02-000	EA	ARM - WASTE - 1 1/2" X 20" - FEMALE
34	061420-12-000	EA	PLUG/PLASTIC - 1 1/2" DIAMETER - RED
35	132376-01-01A	EA	GASKET - FOAM - 1 1/2" - TUB STRAINER
36	130403-01-000	EA	NUT - SLIP - W/WINGS 1 1/2"
37	011069-06-000	EA	TAILPIECE - 1 1/2" X 1 1/4" X 2 1/2" - BRASS
38	031365-02-000	EA	TEE - 1 1/2" EXTRA LONG TURN - PLASTIC
39*	062415-01-000	EA	CAP - SEWER - 3" DIAMETER
40	139513-01-000	EA	HOSE - SEWER - 3" X 10' - W/BAYONET TYPE ADAPTER

\*COMPONENT PARTS LISTED LATER IN THIS GROUP

**WATER & SEWAGE GROUP (CONTINUED)**  
**DRAINAGE SYSTEM (CONTINUED)**

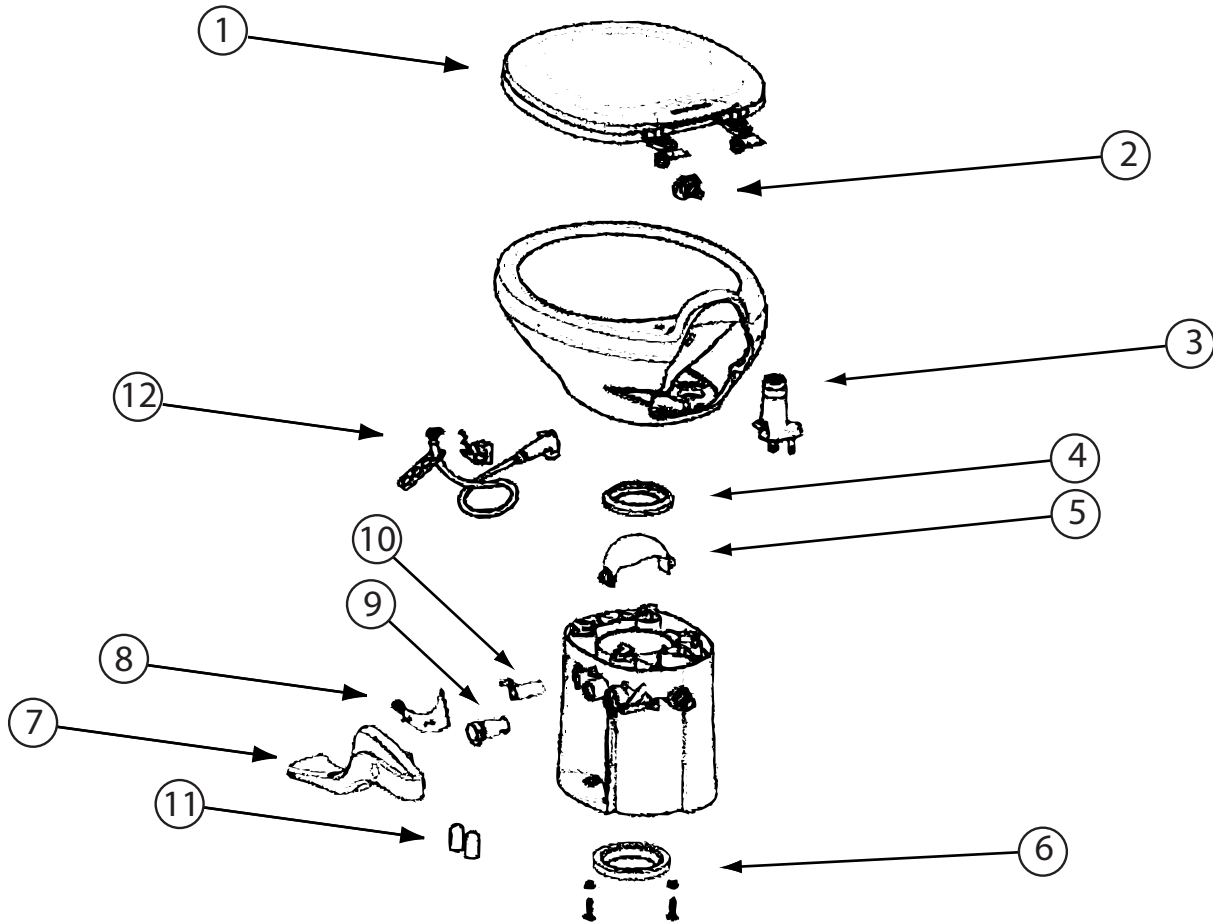


KEY	PART NUMBER	U/M	DESCRIPTION
1	166575-02-02A	EA	SURROUND/SHOWER - 34" X 62" - IVORY MARBLE
2	166574-01-01A	EA	SHOWER PAN - 34" X 34" - W/SEAT - SOFT WHITE
			FROM: 00-00-00 THRU: 09-22-08
2	166574-01-03A	EA	SHOWER PAN - 34" X 34" - W/SEAT - WHITE
			FROM: 09-23-08 THRU: 99-99-99
3	166574-02-01A	EA	PANEL/ACCESS - SHOWER BASE - SOFT WHITE
			FROM: 00-00-00 THRU: 09-22-08
3	166574-02-03A	EA	PANEL/ACCESS - SHOWER BASE - WHITE
			FROM: 09-23-08 THRU: 99-99-99
4	154585-03-01A	FT	SEAL - FOAM TAPE - ADHESIVE 2 SIDED - 1/8" X 3/4" - BLACK
			FROM: 00-00-00 THRU: 10-22-08
5	113714-02-30A	EA	RETAINER - SHELF/SHOWER - 10.6" - IVORY MARBLE
6	089326-02-000	EA	GRILLE - FLOOR - HEATING - 9.3" X 5.3" - SOFT WHITE

**WATER & SEWAGE GROUP (CONTINUED)**  
**COMPONENT PARTS FOR DRAINAGE SYSTEM**

062415-01-000

KEY	PART NUMBER	U/M	DESCRIPTION	VENDOR NO.
	062415-01-700	EA	STRING-SEWER CAP	V#SV7 STRAP

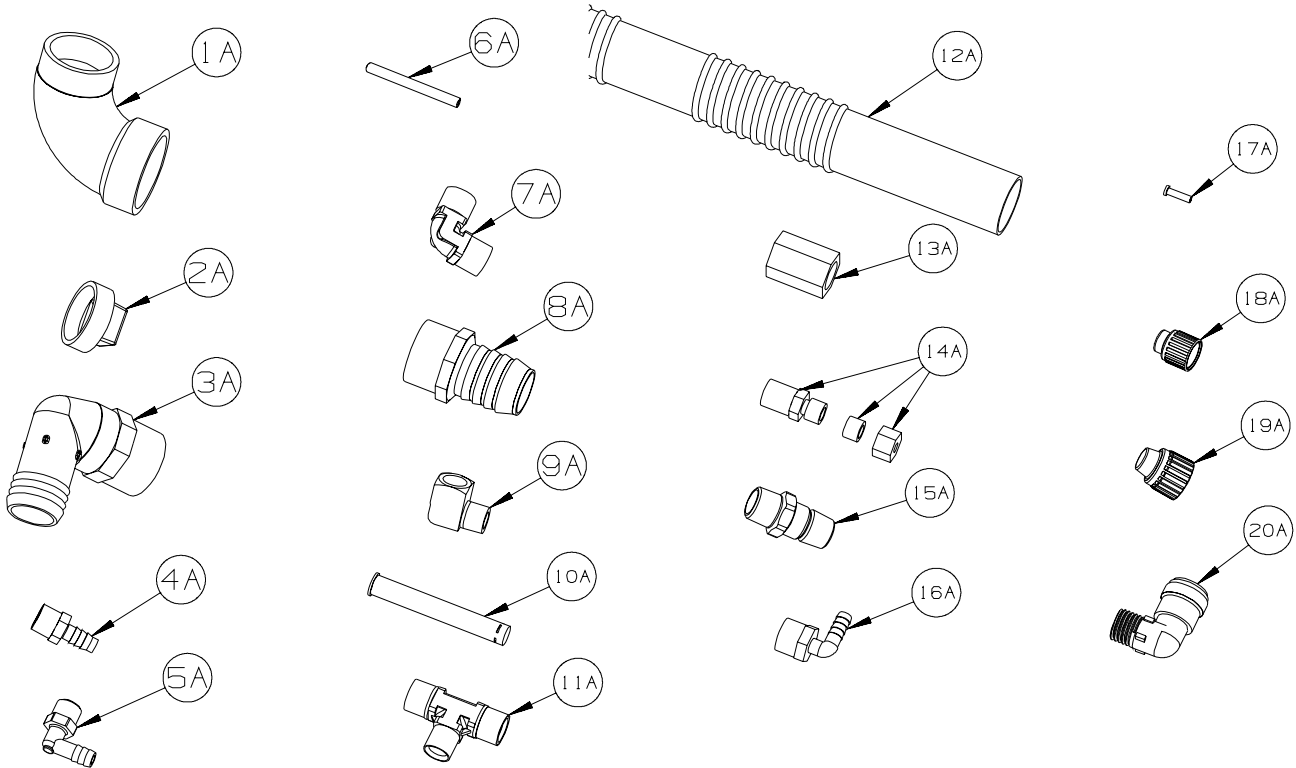


160815-01-01A

KEY	PART NUMBER	U/M	DESCRIPTION	VENDOR NO.
1	160815-01-700	EA	SEAT & COVER ASSEMBLY	42036
2	152829-01-710	EA	FLUSH NOZZLE - WHITE	34124
3	152829-01-708	EA	VACUUM BREAKER	34122
4	152829-01-707	EA	SEAL - F/WASTE BALL	34120
5	152829-01-706	EA	WASTE BALL - WHITE	34117
6	063740-01-706	EA	BOLT PACKAGE-FLOOR FLANGE	12524 THETFORD
7	160815-01-701	EA	PEDAL - TALL - WHITE	42067
8	160815-01-702	EA	INSERT/PEDAL COVER - WHITE	42080
9	160815-01-703	EA	WATER VALVE	42049
10	160815-01-704	EA	WASTE BALL DRIVE ARM	42048
11	147421-01-707	EA	CAP (UNIVERSAL BOLT) - WHITE	31713
12	132389-01-708	EA	HAND SPRAY KIT-CHROME HEAD	19289

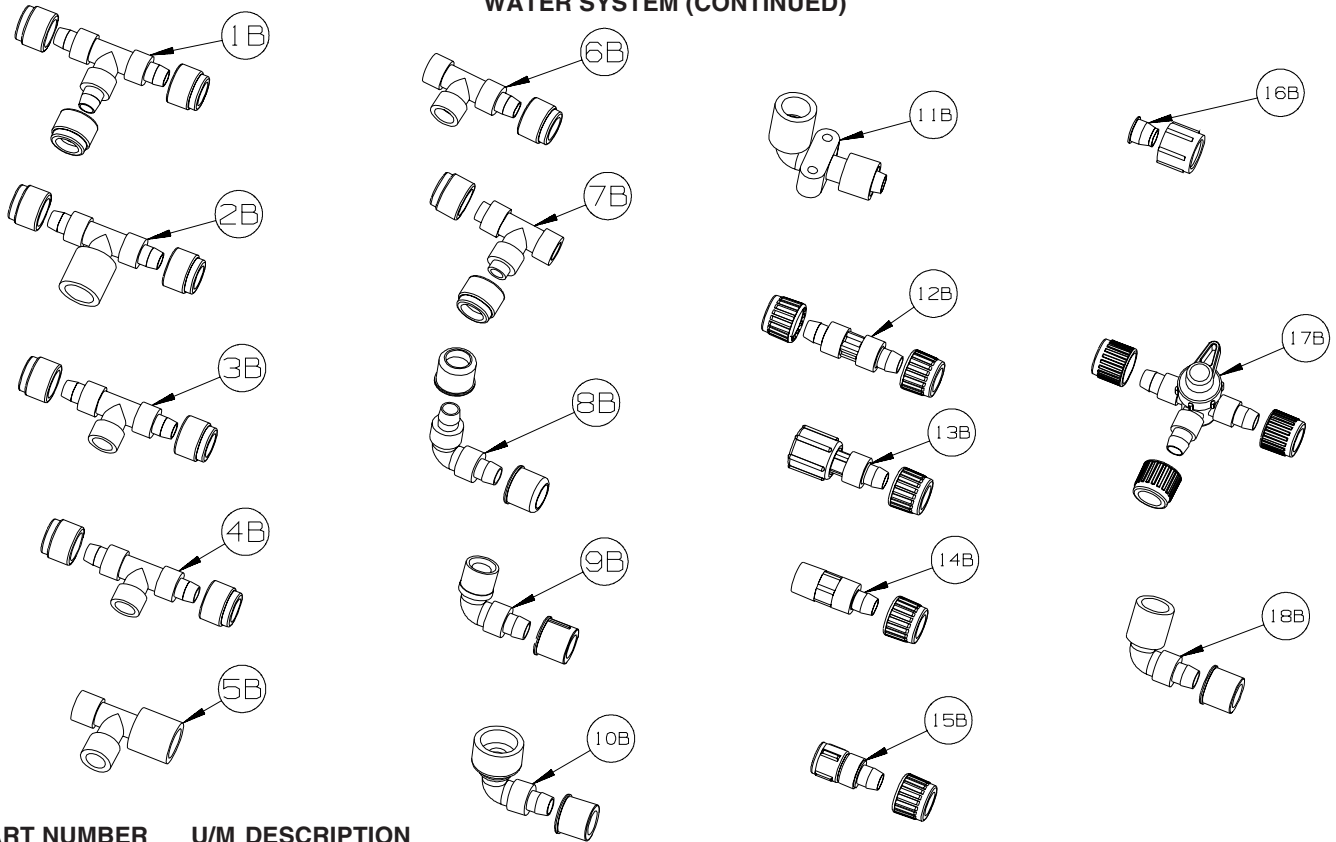
# WATER & SEWAGE GROUP (CONTINUED)

## WATER SYSTEM



KEY	PART NUMBER	U/M	DESCRIPTION
1A	010009-01-000	EA	ELBOW - 90 DEGREE - 1/4 BEND - 1 1/2" PLASTIC
2A	010166-01-000	EA	PLUG/THREADED - 1 1/4"MPT - PLASTIC - BLACK - UL
3A	010219-01-000	EA	ELBOW - 1 1/4 MPT X 1 1/4 BARB - WATER FILL - PLASTIC
4A	010224-01-000	EA	ADAPTER - HOSE TO PIPE - 3/8 MPT X 3/8 BARB - PLASTIC
5A	035539-01-000	EA	ELBOW - 3/8 MPT X 3/8 BARB - PLASTIC
6A	039800-04-000	FT	TUBING - POLYBUTYL - 1/4"OD
6A	074462-02-000	FT	TUBING - VINYL - 3/8 ID X 20' - CLEAR
6A	112176-01-000	FT	TUBING - VINYL - REINFORCED - 1/2" ID
6A	124188-01-000	FT	TUBING - PEX - 1/2" ID X 20' - BLUE(COLD)
6A	124188-02-000	FT	TUBING - PEX - 1/2" ID X 20' - RED(HOT)
7A	039808-03-000	EA	ELBOW - 1/2" MPT X 1/2" MPT - PLASTIC
8A	044927-01-000	EA	ADAPTER - HOSE TO PIPE-1 1/4 MPTX1 1/4 BARB-BLACK PLASTIC
9A	065318-02-000	EA	ELBOW - 90 DEGREE - 3/8" MPT TO 3/8" FPT
10A	077954-02-000	EA	FILTER - WATER TANK - W/SCREEN IN TANK
11A	039798-01-000	EA	TEE - 1/2"MPT X 1/2"MPT X 1/2"MPT - PLASTIC
12A	079381-01-000	FT	TUBING - RIBBED FLEXIBLE/WATER FILL - 10 FT = 1EA-1.38ID
13A	101814-01-000	EA	COUPLING - FEMALE - 1/2" X 1/2" FPT - GRAY
14A	103798-01-000	EA	CONNECTOR - 1/4 OD X 3/8 MPT
15A	110438-02-000	EA	VALVE - CHECK - 1/2"MPT X 1/2"MPT - BRASS
16A	111223-02-000	EA	ELBOW - 1/2" MPT X 3/8" BARB - PLASTIC
16A	111223-04-000	EA	ELBOW - 1/2" MPT X 1/2" BARB - PLASTIC
16A	111888-01-000	EA	FERRULE - PLASTIC - .250 ID X .375 OD
17A	111888-02-000	EA	INSERT - BRASS - 1/4 COMP
18A	113697-01-000	EA	CAP - 3/8"P
19A	114427-01-000	EA	CAP - 1/2"P
20A	164906-01-000	EA	ELBOW - 90 DEGREE - 1/2" QUICK CONNECT X 1/2"MPT

**WATER & SEWAGE GROUP (CONTINUED)**  
**WATER SYSTEM (CONTINUED)**

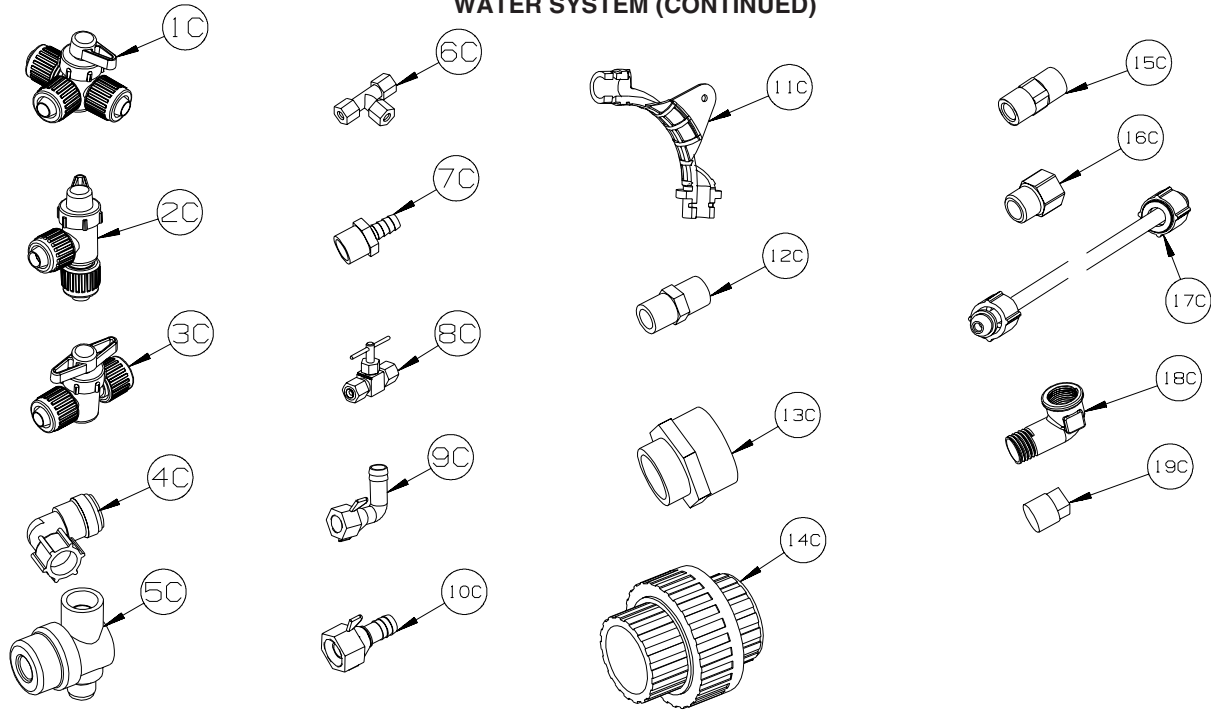


KEY	PART NUMBER	U/M	DESCRIPTION
1B	114428-01-000	EA	TEE - 1/2"P X 1/2"P X 1/2"P
2B	114428-02-000	EA	TEE - SWIVEL - 1/2"P X 1/2"P X 1/2"FPT
3B	114428-03-000	EA	TEE - 1/2"P X 1/2"P X 1/2"MPT
4B	114428-04-000	EA	TEE - 1/2"P X 1/2"P X 1/8"FPT
5B	114428-05-000	EA	TEE - 1/2" SWIVEL X 1/2" MPT X 1/2" MPT
6B	114428-06-000	EA	TEE - 1/2" P X 1/2" MPT X 1/2" MPT
7B	114428-07-000	EA	TEE - 1/2" P X 1/2" MPT X 1/2" P
8B	114429-01-000	EA	ELBOW - 1/2"P X 1/2"P
9B	114429-02-000	EA	ELBOW - 1/2"P X 1/2"MPT
9B	114429-04-000	EA	ELBOW - 1/2"P X 3/8"MPT
9B	114429-10-000	EA	ELBOW - SWIVEL - 1/2"MPT X 1/2"FPT
10B	114429-08-000	EA	ELBOW - SWIVEL - 1/2"P X 1/2"FPT
11B	114429-09-000	EA	ELBOW - 1/2"P X 1/2"FPT DROP EAR
12B	114430-01-000	EA	ADAPTER - 1/2"P X 1/2"P
13B	114430-02-000	EA	ADAPTER - SWIVEL - 1/2"P X 1/2"FPT
13B	114430-04-000	EA	ADAPTER - SWIVEL - 1/2"P X 3/8"MPT
14B	114430-03-000	EA	ADAPTER - 1/2"P X 1/2"MPT
15B	114430-06-000	EA	ADAPTER - 1/2"P X 3/8"FPT
15B	114430-09-000	EA	ADAPTER - 1/2"P X 1/2"FPT
16B	114430-10-000	EA	ADAPTER - NUT - PIPE CONNECTION - 1/2"
17B	114431-01-000	EA	VALVE - 180 DEGREE/CENTER DRAIN - 1/2"P - THREE WAY
18B	114429-11-000	EA	ELBOW - 1/2"P X 1/2"FPT



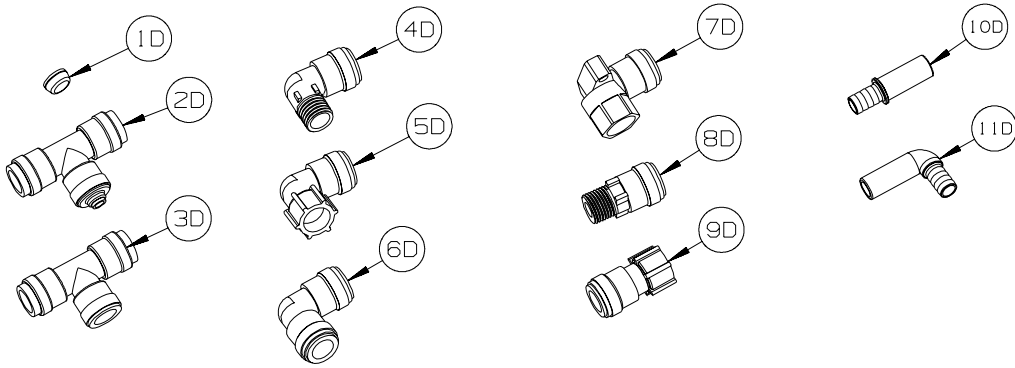
## WATER & SEWAGE GROUP (CONTINUED)

### WATER SYSTEM (CONTINUED)



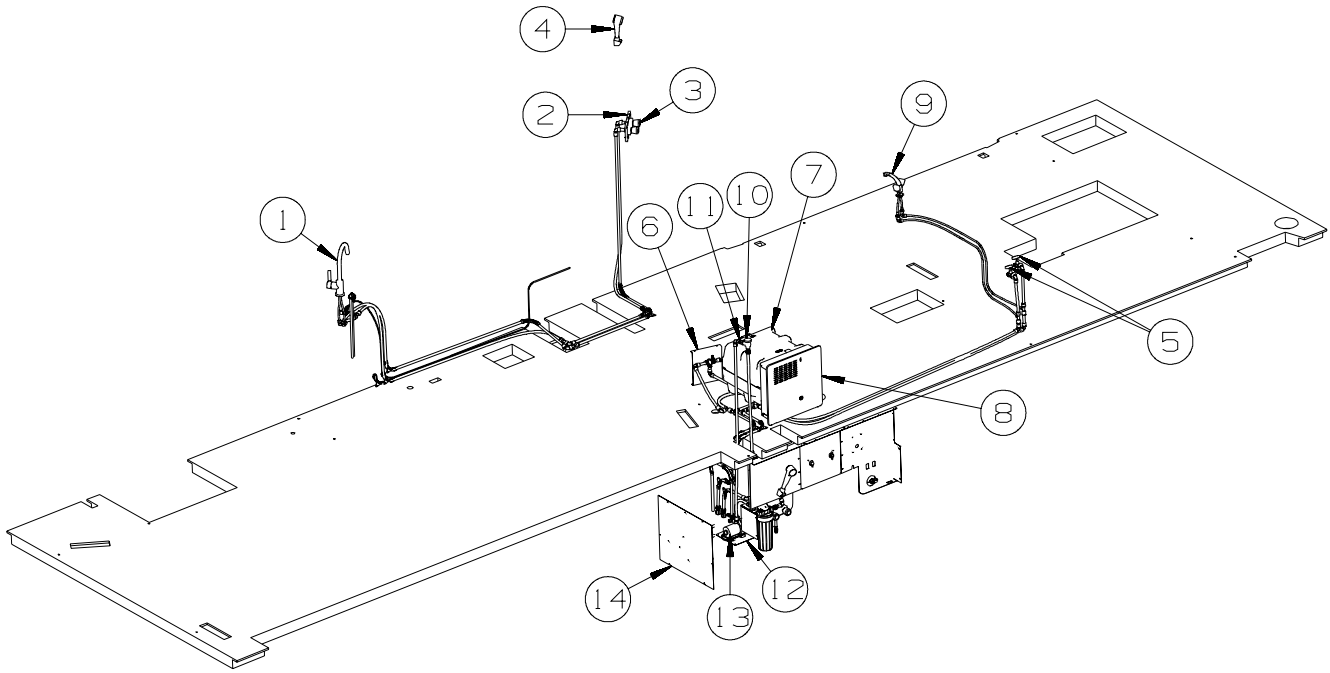
KEY	PART NUMBER	U/M	DESCRIPTION
1C	114431-02-000	EA	VALVE - WATER BYPASS - 1/2"P - THREE WAY (WATER HEATER)
2C	114431-03-000	EA	VALVE - 90 DEGREE DRAIN - 1/2"P
3C	114431-04-000	EA	VALVE - "INLINE SHUT-OFF" - 1/2"P
4C	164906-02-000	EA	ELBOW - 90 DEGREE - 1/2" QUICK CONNECT X 1/2"MPT - SWIVEL
5C	152925-01-01A	EA	FILTER - IN LINE - TWIST ON - 1/2" - BLACK
6C	118423-01-000	EA	FITTING - BRASS-TEE - 1/4C X 1/4C X 1/4C
7C	118809-01-000	EA	ADAPTER - 1/2" MPT X 3/8" BARB - PLASTIC
7C	118809-02-000	EA	ADAPTER - 1/2" MPT X 1/2" BARB - PLASTIC
8C	120868-01-000	EA	VALVE - NEEDLE - 1/4" COMPRESSION X 1/4" COMPRESSION
9C	123150-01-000	EA	ELBOW - 1/2 FPT X 1/2 BARB - SWIVEL
10C	123152-01-000	EA	ADAPTER - 1/2 FPT X 1/2 BARB - SWIVEL
11C	124184-01-000	EA	SUPPORT - WATER LINE - BEND
12C	132148-01-000	EA	CONNECTOR - 1/2" X 1/2"MPT - BRASS
13C	133835-01-000	EA	ADAPTER - REDUCING - 1 1/2" X 1 1/4"
14C	133889-01-000	EA	UNION - 1 1/2 DOUBLE SLIP - PVC
15C	135386-01-000	EA	NIPPLE - 1/2"
16C	136333-01-000	EA	ADAPTER - BRASS - 1/2"MPT X 1/2"FPT
17C	140821-01-000	EA	TUBE - WATER SUPPLY - 3/8" X 24"
17C	140821-02-000	EA	TUBE - WATER SUPPLY - 3/8" X 30"
17C	140821-03-000	EA	TUBE - WATER SUPPLY - 3/8" X 36"
17C	140821-04-000	EA	TUBE - WATER SUPPLY - 3/8" X 48"
17C	140821-05-000	EA	TUBE - WATER SUPPLY - 3/8" X 54"
17C	140821-06-000	EA	TUBE - WATER SUPPLY - 3/8" X 60"
17C	140821-07-000	EA	TUBE - WATER SUPPLY - 3/8" X 72"
17C	140821-08-000	EA	TUBE - WATER SUPPLY - 1/2" X 24"
17C	140821-09-000	EA	TUBE - WATER SUPPLY - 1/2" X 36"
17C	140821-10-000	EA	TUBE - WATER SUPPLY - 1/2" X 48"
18C	142812-01-000	EA	ELBOW - BRASS - 1/2"MPT X 1/2"FPT
19C	145609-01-000	EA	PLUG - BRASS - 1/2" MPT/HEX HEAD

**WATER & SEWAGE GROUP (CONTINUED)**  
**WATER SYSTEM (CONTINUED)**



KEY	PART NUMBER	U/M	DESCRIPTION
1D	116473-01-000	EA	FERRIL - RUBBER SEALING - WATER LINE
2D	160949-01-000	EA	CONNECTOR - 1/2" X 1/2" X 1/4" REDUCER
3D	160949-02-000	EA	CONNECTOR - 1/2"CTS X 1/2"CTS X 1/2"CTS
4D	164906-01-000	EA	ELBOW - 90 DEGREE - 1/2" QUICK CONNECT X 1/2"MPT
5D	164906-02-000	EA	ELBOW - 90 DEGREE - 1/2" QUICK CONNECT X 1/2"FPT - SWIVEL
6D	164906-03-000	EA	ELBOW - 90 DEGREE - 1/2" X 1/2" QUICK CONNECTS
7D	164906-04-000	EA	ELBOW - 90 DEGREE - 1/2"CTS X 1/2"FPT
8D	164907-01-000	EA	ADAPTER - STRAIGHT - 1/2" QUICK CONNECT X 1/2"MPT
9D	164907-02-000	EA	ADAPTER - STRAIGHT - 1/2" QUICK CONNECT X 1/2"FPT/SWIVEL
10D	166212-01-000	EA	UNION - HOSE/BARB - CTS X 1/2"B - SEA TECH #3511-1008
11D	166212-02-000	EA	ELBOW - HOSE/BARB - CTS X 1/2"B - SEA TECH #3512-1008

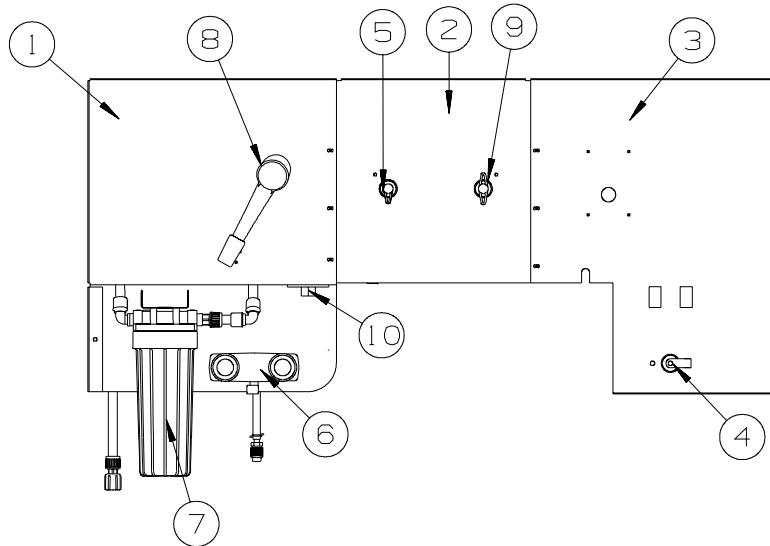
**WATER & SEWAGE GROUP (CONTINUED)**  
**WATER SYSTEM (CONTINUED)**



KEY	PART NUMBER	U/M	DESCRIPTION
1*	161758-01-01A	EA	FAUCET - GALLEY - TALL SPOUT - CHROME FROM: 00-00-00 THRU: 08-17-08
1	161758-02-01A	EA	FAUCET - GALLEY - TALL SPOUT - CHROME FROM: 08-18-08 THRU: 99-99-99
2	075606-03-000	EA	PANEL - PLASTIC - FAUCET BACK - SOFT WHITE
3	163269-01-02A	EA	FAUCET/SHOWER - .5"MPT W/1.9" INLET PIPES- EXTERIOR/CHROME
4*	129390-03-02A	EA	SHOWER HEAD - W/HOSE & BRACKET - CHROME
5	098419-01-000	EA	FAUCET - 90 DEGREE
6	151245-02-02B	EA	BRACKET - VALVE/BYPASS - HEATER - E-COATED
7*	145541-01-000	EA	WATER HEATER/MOTOR AID-GAS/ELECT IGN - GCH10A-4E - 10 GAL
8	125420-05-03A	EA	DOOR - WATER HEATER - 18" X 17.7" - BLACK
	076767-03-000	EA	CABLE - STAINLESS STEEL - 18.5"
9*	151678-01-01A	EA	FAUCET - GALLEY/LAVATORY - DUAL CONTROL - CHROME FROM: 00-00-00 THRU: 02-19-08
9*	151680-01-01A	EA	FAUCET - LAVATORY/DUAL CONTROL - CHROME/BRASS FROM: 02-20-08 THRU: 99-99-99
10	125697-04-000	EA	BREAKER/VACUUM - F/FLUSHING SYSTEM
11	125697-03-000	EA	CHECK VALVE - F/FLUSHING SYSTEM
12	149477-02-02B	EA	PANEL - WATER PUMP - E-COATED
13	160702-02-000	EA	PUMP - WATER - 2.8 GPM - 12 VOLT
14	163371-01-02B	EA	PLATE - WATER SYSTEM - E-COATED

**\*COMPONENT PARTS LISTED LATER IN THIS GROUP**

**WATER & SEWAGE GROUP (CONTINUED)**  
**WATER SYSTEM (CONTINUED)**



**WATER CENTER**

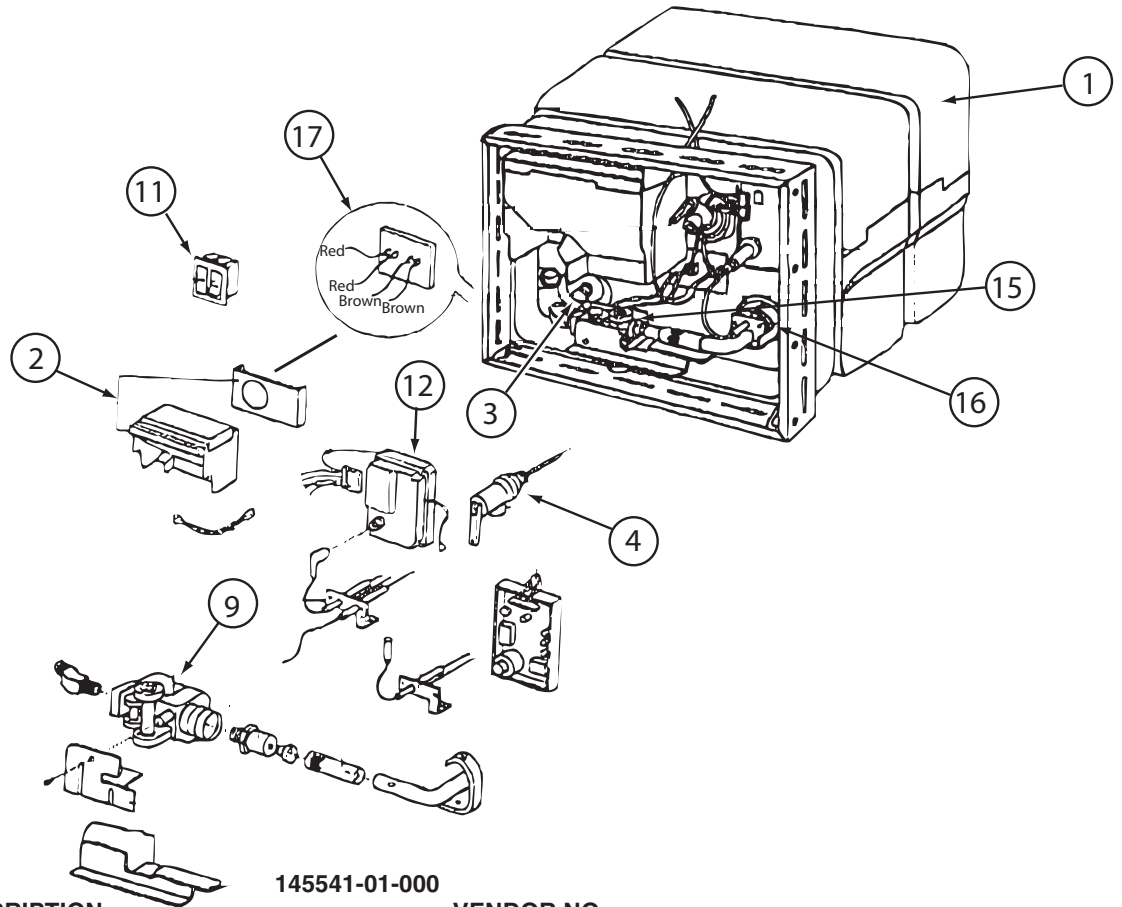
KEY	PART NUMBER	U/M	DESCRIPTION
1	161728-01-12B	EA	PANEL - SERVICE CENTER - BRIGHT WHITE
2	162481-01-12B	EA	PANEL - SERVICE CENTER - BRIGHT WHITE
3	161713-02-12B	EA	PANEL - SERVICE CENTER - BRIGHT WHITE
4	125697-05-000	EA	INLET/WATER - F/FLUSHING SYSTEM
5	114431-02-000	EA	VALVE - WATER BYPASS - 1/2"P - THREE WAY (WATER HEATER)
6	163269-01-01A	EA	FAUCET/SHOWER -.5"MPT W/1.9" INLET PIPES- EXTERIOR/BRT WHT
7*	155482-01-01A	EA	PREFILTER/WATER SYSTEM - HOUSING/FILTER CARTRIDGE/WRENCH
8	131383-01-02A	EA	SHOWER HEAD - W/60" HOSE & BRACKET - WHITE
9	114431-04-000	EA	VALVE - "INLINE SHUT-OFF" - 1/2"P
10	167984-01-01A	EA	FILL - CITY WATER - SURFACE MOUNT/METAL FLANGE - SILVER

**\*COMPONENT PARTS LISTED LATER IN THIS GROUP**

**COMPONENT PARTS FOR WATER SYSTEM**  
**129390-03-02A**

KEY	PART NUMBER	U/M	DESCRIPTION	VENDOR NO.
	129390- 03-702	EA	CONNECTOR-SWIVEL - CHROME	A-4002-CPK
	129390- 03-703	EA	VACUUM BREAKER - CHROME	A-4900C
	129390- 03-705	EA	BRACKET-HANGER/SHOWER HEAD	AS5001PK - CHROME

**WATER & SEWAGE GROUP (CONTINUED)**  
**COMPONENT PARTS FOR WATER SYSTEM (CONTINUED)**



**145541-01-000**

KEY	PART NUMBER	U/M	DESCRIPTION	VENDOR NO.
1	145541-01-700	EA	TANK - W/INSULATION - 10 GAL	91028
2	051391-04-707	EA	KIT-EXHAUST, (FLUE & GASKET)	90960
3	051391-01-715	EA	PLUG-DRAIN, 1 EA = 2 PER PKG	91857
4	051391-01-704	EA	VALVE-RELIEF, 1/2" FITTING	91604
9	051393-01-726	EA	VALVE/SOLENOID - W/O BRACKET	93870
11	145541-01-701	EA	SWITCH - ON/OFF - WHITE	91859
12	145541-01-702	EA	CIRCUIT BOARD	91226
15	145541-01-703	EA	SWITCH - THERMAL CUT OFF	93866
16	051393-01-725	EA	ELECTRODE-SGL SPADE CONNECT.	93868
17	051393-01-721	EA	THERMOSTAT W/ECO, 140 FRT MT	91447
	051391-05-706	EA	ELEMENT-HEATING 1500 WATT	92249 W/GASKET
	051393-01-701	EA	SWITCH - REMOTE - W/LIGHT	91959
	145541-01-704	EA	RELAY	90061
	145541-01-705	EA	JUNCTION BOX(PLASTIC) 10 GAL	91224

CONTACT WINNEBAGO PARTS SALES FOR UNLISTED COMPONENT(S)

**151678-01-01A**

KEY	PART NUMBER	U/M	DESCRIPTION	VENDOR NO.
	151678-01-700	EA	ADAPTOR	10015
	151678-01-701	EA	CARTRIDGE	10417
	151678-01-702	EA	WASHER	10269
	151680-01-700	EA	KNOB	10185
	151680-01-701	EA	INDICATOR CAP - RED	10178
	151680-01-702	EA	INDICATOR CAP - BLUE	10177

**151680-01-01A**

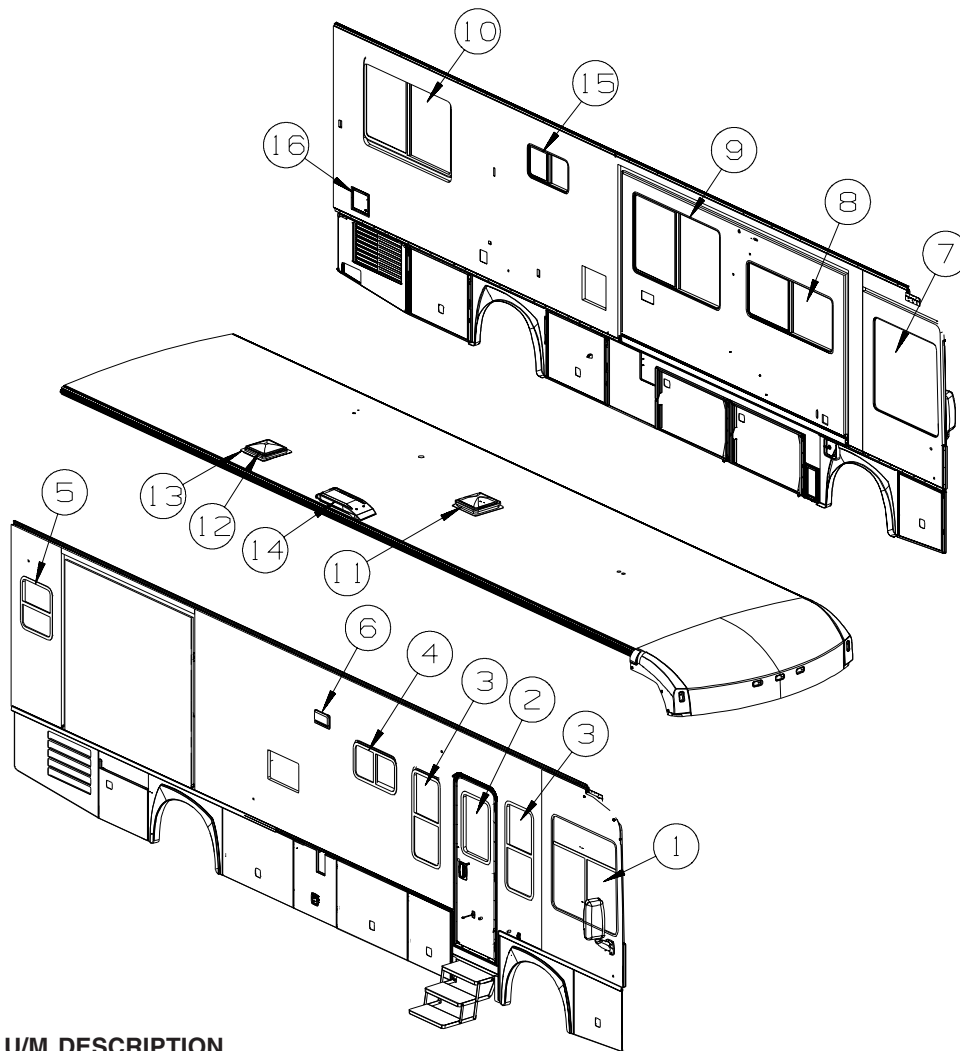
KEY	PART NUMBER	U/M	DESCRIPTION	VENDOR NO.
	151678-01-700	EA	ADAPTOR W/WASHER (2 PER PKG)	10015
	151678-01-701	EA	CARTRIDGE	10417
	151680-01-700	EA	KNOB	10185
	151680-01-701	EA	INDICATOR CAP - RED	10178
	151680-01-702	EA	INDICATOR CAP - BLUE	10177

**155482-01-01A**

KEY	PART NUMBER	U/M	DESCRIPTION	VENDOR NO.
	155482-01-700	EA	O-RING - F/WATER FILTER	94-178-09

## WINDOW & VENTS GROUP

### WINDOW & VENT LAYOUT



KEY	PART NUMBER	U/M	DESCRIPTION
1*	151069-06-01A	EA	WINDOW - CAB/RIGHT HAND/FLUSH/THERMO - 43.6" X 44.9"/43.6" FROM: 00-00-00 THRU: 05-27-08
1	169283-04-01A	EA	WINDOW - CAB/PASSENGER - SLIDER - 43.6" X 44.9" X 44"-BLK FROM: 05-28-08 THRU: 99-99-99
2*	150651-07-01A	EA	WINDOW - STATIONARY/FLUSH/THERMO - 26.3" X 19.1" - BLACK
3*	150649-27-01A	EA	WINDOW - VERT SLIDER/FLUSH/THERMO - 41.1" X 18.7"
4*	150648-04-01A	EA	WINDOW-HORIZ SLIDER/FLUSH/THERMO/RH - 16" X 28.7"
5*	150649-31-01A	EA	WINDOW - VERT SLIDER/FLUSH/THERMO - 23.8" X 20.8"
6	138983-01-02A	EA	VENT - MICROWAVE/OUTER - BLACK
6	138983-03-01A	EA	COVER - VENT MICROWAVE/OUTER - BRIGHT WHITE
7*	151069-07-01A	EA	WINDOW - CAB/LEFT HAND/FLUSH/THERMO - 43.6" X 44.9"/43.6" FROM: 00-00-00 THRU: 05-27-08
7	169283-03-01A	EA	WINDOW - CAB/DRIVER - SLIDER - 43.6" X 44.9" X 44" - BLACK FROM: 05-28-08 THRU: 99-99-99
8*	150648-02-01A	EA	WINDOW-HORIZ SLIDER/FLUSH/THERMO/LH - 26.3" X 59.9"
9*	150648-27-01A	EA	WINDOW-HORIZ SLIDER/FLUSH/THERMO/LH - 37.9" X 60.4" - BLACK
10*	150648-34-01A	EA	WINDOW-HORIZ SLIDER/ESCAPE/FLUSH/THERMO/LH - 37.9" X 60.4"
11*	123780-27-01A	EA	FANTASTIC VENT-4"ROOF-W/FAN/PWR LIFT/SNGL DOME-W/O THERM
12*	122882-04-01A	EA	VENT - ROOF - W/FAN/POWER LIFT - W/O INSIDE GARNISH - UL
12*	122882-05-01A	EA	VENT - ROOF - W/FAN/POWER LIFT - W/O INSIDE GARNISH - CSA - 265
	048648-01-000	EA	MOTOR/ROOF VENT - W/RESISTER - 1/8"SHAFT - 12VOLT
	048649-01-000	EA	FAN BLADE - ROOF VENT - 6 BLADED - 6"RADIUS
13	122882-07-01A	EA	GARNISH - ROOF VENT - 2.5" TO 4.1"
14	149508-01-03A	EA	CAP - ROOF/REFRIGERATOR VENT - GRAY
14	149508-02-01A	EA	BASE - ROOF/REFRIGERATOR VENT - BLACK
15*	150648-05-01A	EA	WINDOW-HORIZ SLIDER/FLUSH/THERMO/LH - 16" X 28.7" - BLACK
16	167971-01-01A	EA	GRILL - INTAKE/AIR - PRIMED/BLACK

\*COMPONENT PARTS LISTED LATER IN THIS GROUP

**WINDOW & VENTS GROUP (CONTINUED)**  
**COMPONENT PARTS FOR WINDOW & VENT LAYOUT**

**122882-04-01A**

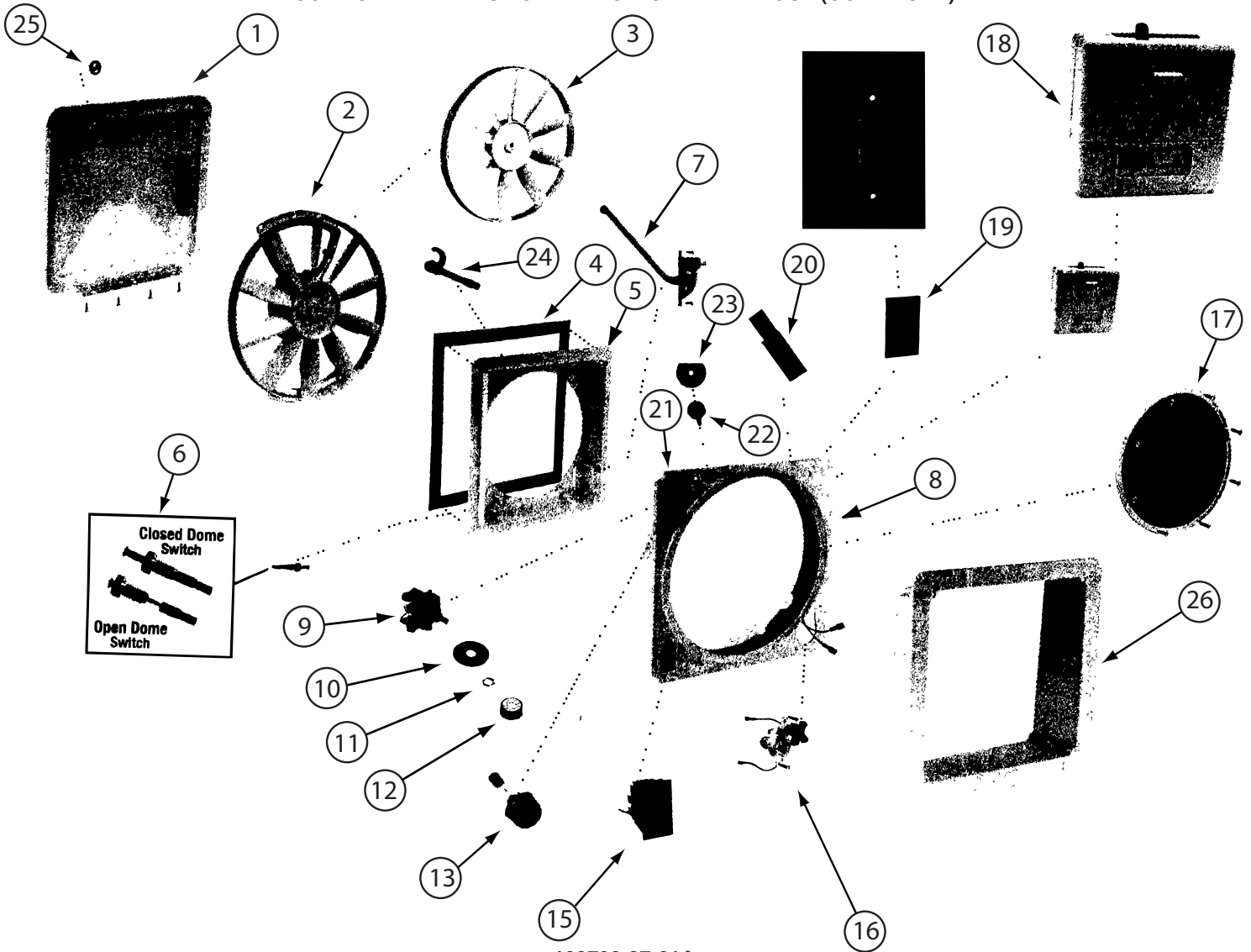
<b>KEY</b>	<b>PART NUMBER</b>	<b>U/M</b>	<b>DESCRIPTION</b>	<b>VENDOR NO.</b>
	064469-03-708	EA	GEAR-DRIVE	RP-1024-.50 PC SIZE
	064470-01-700	EA	COVER - VENT	J7291
	064470-01-701	EA	SLIDE BAR - VENT LID	JRP1291B
	110051-07-701	EA	MOTOR-LIFT, W/BRKT-GEAR 3/16	JRP1099B
	122882-01-703	EA	SEAL - DOME - 48"	JRP2111B
	122882-04-700	EA	SCREEN	J29-670-01A

**122882-05-01A**

<b>KEY</b>	<b>PART NUMBER</b>	<b>U/M</b>	<b>DESCRIPTION</b>	<b>VENDOR NO.</b>
	064469-03-708	EA	GEAR-DRIVE	RP-1024-.50 PC SIZE
	064469-03-709	EA	GEAR-PINION F/LIFT MOTOR	RP-1025 - DIME SIZE
	064470-01-700	EA	COVER - VENT	J7291
	064470-01-701	EA	SLIDE BAR - VENT LID	JRP1291B
	110051-07-701	EA	MOTOR-LIFT, W/BRKT-GEAR 3/16	JRP1099B
	122882-04-700	EA	SCREEN	J29-670-01A



**WINDOW & VENTS GROUP (CONTINUED)**  
**COMPONENT PARTS FOR WINDOW & VENT LAYOUT (CONTINUED)**

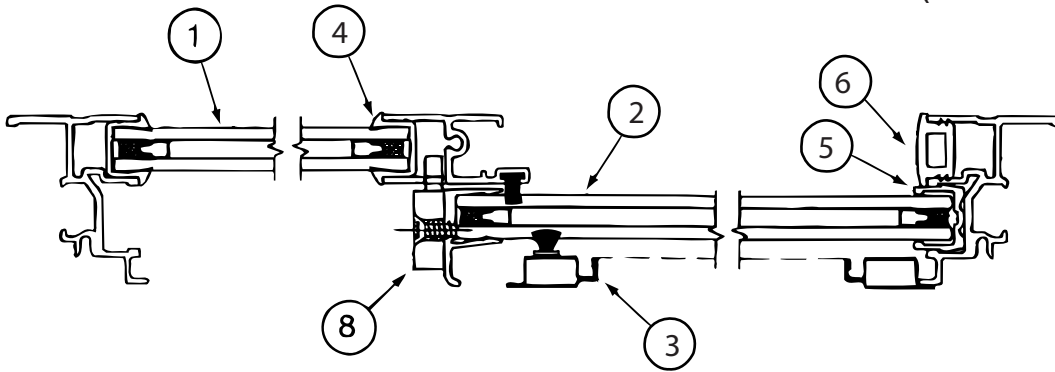


123780-27-01A

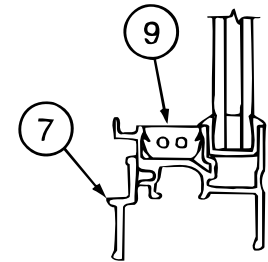
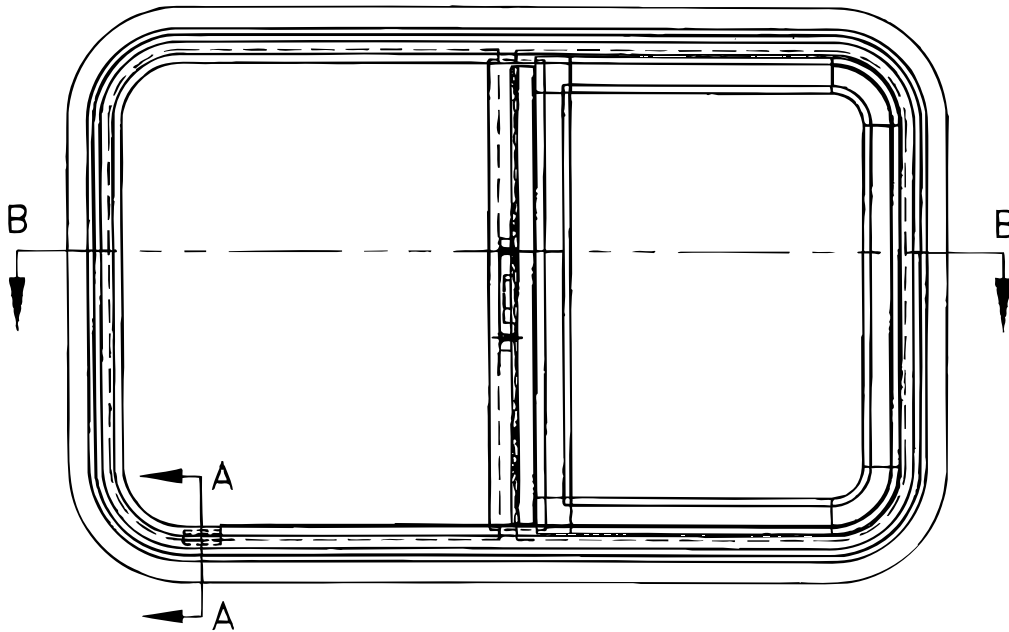
KEY	PART NUMBER	U/M	DESCRIPTION	VENDOR NO.
1	123780-22-700	EA	COVER - VENT W/HINGE & SLIDE	K8020-81
2	123780-26-700	EA	MOTOR & FAN BLADE W/BACKET	XK8017-03 PANCAKE
3	123780-26-701	EA	BLADE/FAN - 12" OPAQUE WHT	8138-81 - 7MM
4	123780-22-701	EA	SEAL/RUBBER-4 1/2' W/GLUE	K1144-09
5	123780-22-702	EA	BASE/MAIN - W/LOCK/SEAL/ARM	XK8010-81 CLAMP STY
6	084079-01-707	EA	SWITCH - SAFETY	1122-05
7	084079-11-701	EA	ARM-LIFT ASSEMBLY, AUTOMATIC	2011-05
9	084079-01-709	EA	SWITCH - MAIN - 3 SPEED	1031-05
13	123780-21-700	EA	FUSE HOLDER W/4AMP FUSE/KNOB	K9018-09 NEW STYLE
15	123780-16-700	EA	KNOB-BLK/AUTOMATIC LIFT MTR	K1140-09
16	084079-11-707	EA	MOTOR-AUTO LIFT-WHT CAP/EXT	6050-81 NS
17	123780-21-703	EA	SCREEN - POP N LOCK	2035-81
19	123780-27-700	EA	SWITCH - UP/DOWN (DM SERIES)	9024-09
21	123780-22-704	EA	TRAVEL LOCK ASSEMBLY	4021-09
26	123780-22-705	EA	GARNISH-3 1/2"CLAMP STY-WHT	XK2040-81
	123780-21-704	EA	CIRCUIT BOARD 102C/103J	9025-90 / MC103JKIB

CONTACT WINNEBAGO PART SALES FOR UNLISTED COMPONENT(S)

**WINDOW & VENTS GROUP (CONTINUED)**  
**COMPONENT PARTS FOR WINDOW & VENT LAYOUT (CONTINUED)**



CROSS SECTION B-B



CROSS SECTION  
A-A

150648-02-01A, 150648-03-01A/03A

KEY	PART NUMBER	U/M	DESCRIPTION	VENDOR NO
1	112795-68-700	EA	GLASS - STATIONARY	390-028353
2	150648-02-700	EA	GLASS-SLIDING W/SASH & LATCH	DH287G8
3	150648-19-700	EA	SCREEN ASM	410-035332
4	112795-01-705	FT	VINYL - GLAZING	132-027331
5	151069-01-700	FT	CHANNEL-RUN, SLIDING	122-030627
6	150648-01-703	FT	PLUG - FILLER	132-030308
7	098647-22-701	EA	RETAINER - TRIM	H287-67
8	150648-01-700	EA	LATCH-HORIZONTAL SLIDE-BLK	FH3000-CK
8	150648-01-701	EA	LATCH-HORIZONTAL SLIDE-RED	FH3003-CK
9	150648-01-704	EA	SLIDE STOP	132-030866
	150649-05-702	FT	FIN SEAL-F/LOCKING RAIL-BLK	171-062348

**WINDOW & VENTS GROUP (CONTINUED)**  
**COMPONENT PARTS FOR WINDOW & VENT LAYOUT (CONTINUED)**

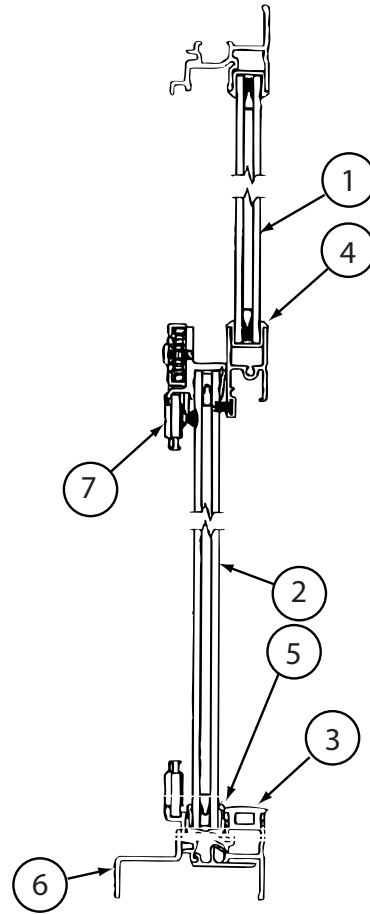
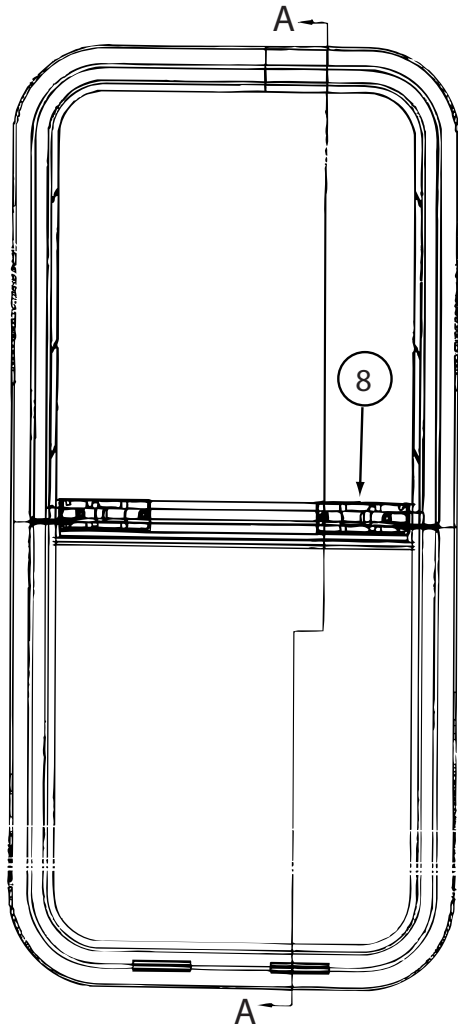
**150648-04-01A, 150648-05-01A**

<b>KEY</b>	<b>PART NUMBER</b>	<b>U/M</b>	<b>DESCRIPTION</b>	<b>VENDOR NO</b>
1	112795-72-700	EA	GLASS - STATIONARY	390-028307
2	150648-04-700	EA	GLASS-SLIDING W/SASH & LATCH	FH3002G8
3	150648-05-700	EA	SCREEN ASM	410-031158
4	112795-01-705	FT	VINYL - GLAZING	132-027331
5	151069-01-700	FT	CHANNEL-RUN, SLIDING	122-030627
6	150648-01-703	FT	PLUG - FILLER	132-030308
7	150648-05-701	EA	RETAINER - TRIM	CH29-67
8	150648-01-700	EA	LATCH-HORIZONTAL SLIDE-BLK	FH3000-CK
8	150648-01-701	EA	LATCH-HORIZONTAL SLIDE-RED	FH3003-CK
9	150648-01-704	EA	SLIDE STOP	132-030866
	150649-05-702	FT	FIN SEAL-F/LOCKING RAIL-BLK	171-062348

**150648-27-01A, 150648-34-01A**

<b>KEY</b>	<b>PART NUMBER</b>	<b>U/M</b>	<b>DESCRIPTION</b>	<b>VENDOR NO</b>
1	150648-14-701	EA	GLASS - STATIONARY	390-036160
2	150648-14-702	EA	GLASS-SLIDING W/SASH & LATCH	FH3010G8
3	150648-14-700	EA	SCREEN ASM	410-035333
4	112795-01-705	FT	VINYL - GLAZING	132-027331
5	151069-01-700	FT	CHANNEL-RUN, SLIDING	122-030627
6	150648-01-703	FT	PLUG - FILLER	132-030308
7	150648-14-703	EA	RETAINER - TRIM	H442-67
8	150648-01-700	EA	LATCH-HORIZONTAL SLIDE-BLK	FH3000-CK
8	150648-01-701	EA	LATCH-HORIZONTAL SLIDE-RED	FH3003-CK
9	150648-01-704	EA	SLIDE STOP	132-030866
	150649-05-702	FT	FIN SEAL-F/LOCKING RAIL-BLK	171-062348

**WINDOW & VENTS GROUP (CONTINUED)**  
**COMPONENT PARTS FOR WINDOW & VENT LAYOUT (CONTINUED)**


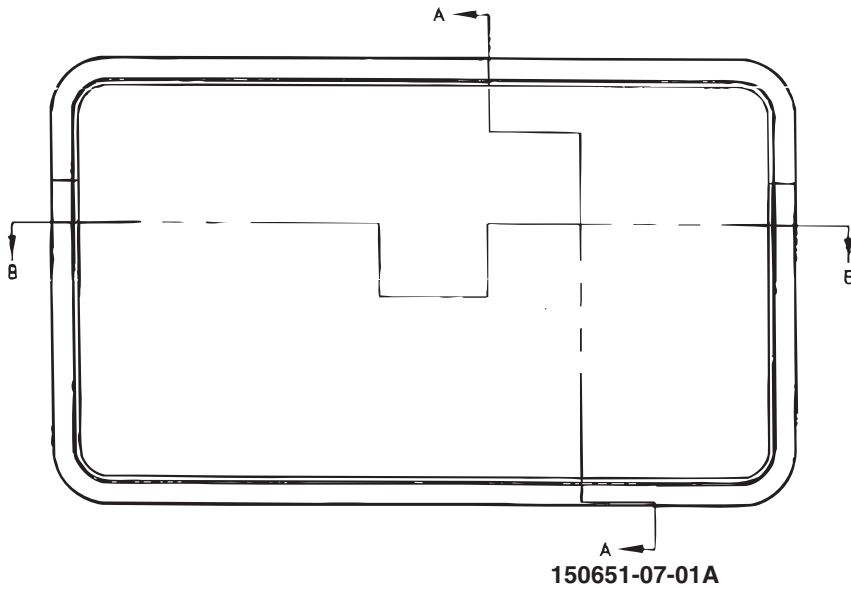
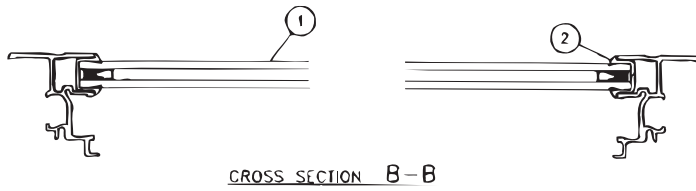


**CROSS SECTION A-A**

**150649-27-01A**

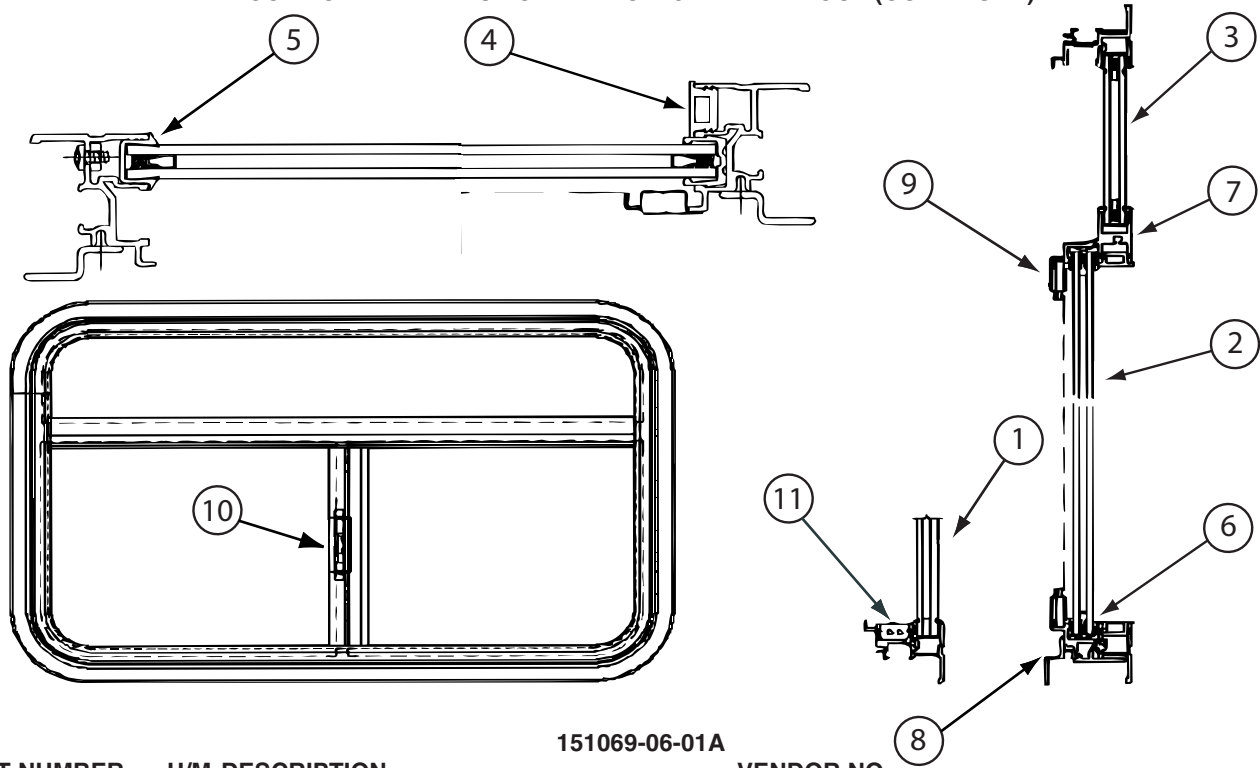
<b>KEY</b>	<b>PART NUMBER</b>	<b>U/M</b>	<b>DESCRIPTION</b>	<b>VENDOR NO</b>
1	150649-27-701	EA	GLASS - STATIONARY	390-037475
2	150649-27-702	EA	GLASS-SLIDING W/PULL & LATCH	FH3102G9
3	150648-01-703	FT	PLUG - FILLER	132-030308
4	112795-01-705	FT	VINYL - GLAZING	132-027331
5	151069-01-700	FT	CHANNEL-RUN, SLIDING	122-030627
6	150649-27-703	EA	RETAINER - TRIM	H310267
7	150649-27-700	EA	SCREEN ASM	410-037477
8	112795-01-700	EA	LATCH ASM., BLK.,(BOLT ON)	DH287-CK
	150649-27-704	EA	WEATHERSTRIP F/LOCKING RAIL	FH310219

**WINDOW & VENTS GROUP (CONTINUED)**  
**COMPONENT PARTS FOR WINDOW & VENT LAYOUT (CONTINUED)**



KEY	PART NUMBER	U/M	DESCRIPTION	VENDOR NO
1	150651-07-700	EA	GLASS - STATIONARY	390-036022
2	112795-01-705	FT	VINYL - GLAZING	132-027331
3	150651-07-701	EA	RETAINER - TRIM	H3074-67

**WINDOW & VENTS GROUP (CONTINUED)**  
**COMPONENT PARTS FOR WINDOW & VENT LAYOUT (CONTINUED)**

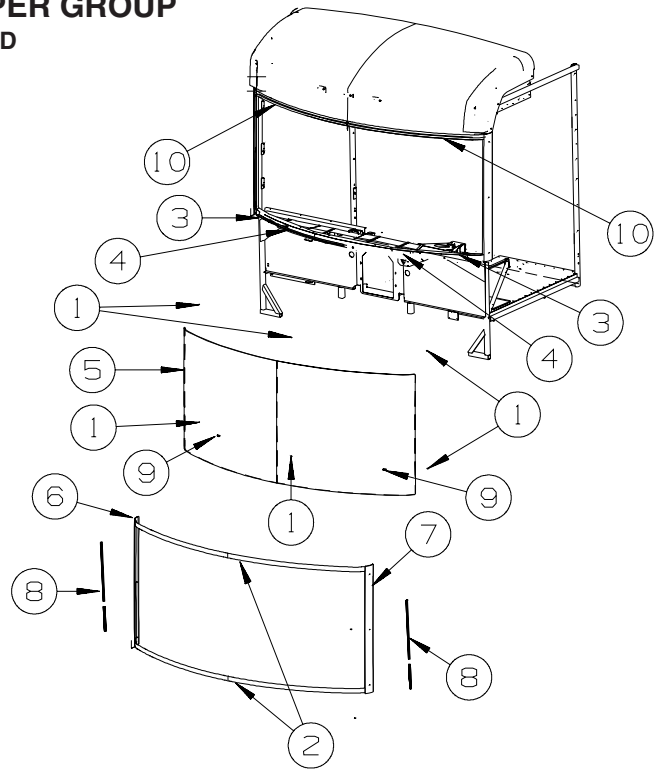


151069-06-01A

KEY	PART NUMBER	U/M	DESCRIPTION	VENDOR NO
1	151069-06-701	EA	GLASS - STATIONARY - LOWER	390-037587
2	151069-06-702	EA	GLASS-SLIDING W/SASH & LATCH	FH3041A9R
3	151069-06-703	EA	GLASS - STATIONARY - UPPER	390-036522
4	150648-01-703	FT	PLUG - FILLER	132-030308
5	112795-01-705	FT	VINYL - GLAZING	132-027331
6	151069-01-700	FT	CHANNEL-RUN, SLIDING	122-030627
7	151069-06-704	EA	WEATHERSTRIP F/LOCKING RAIL	FH304019
8	151069-06-705	EA	RETAINER - TRIM	H671-67R
9	151069-06-700	EA	SCREEN ASM	410-037588
10	150648-01-700	EA	LATCH-HORIZONTAL SLIDE-BLK	FH3000-CK
11	150648-01-704	EA	SLIDE STOP	132-030866

# WINDSHIELD & WIPER GROUP

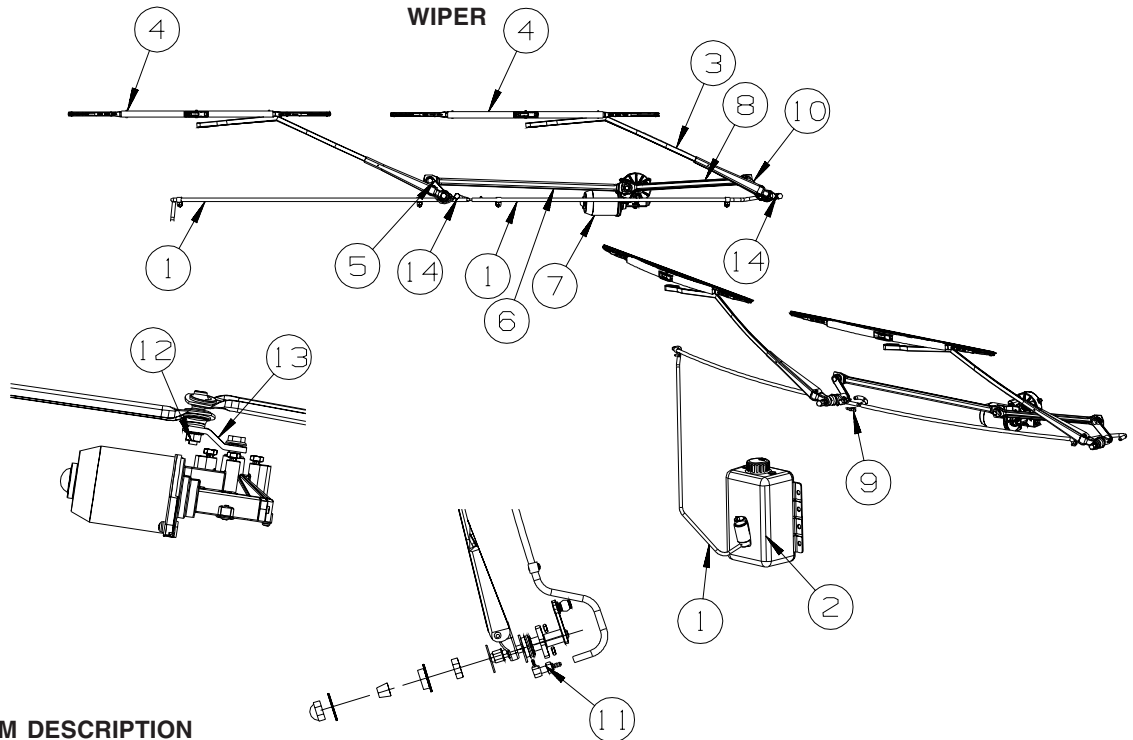
## WINDSHIELD



KEY	PART NUMBER	U/M	DESCRIPTION
1	002328-03-000	EA	BLOCK - WINDSHIELD - .125" X .5" X .98"
2	120533-01-000	FT	MOLDING - REVEAL - WINDSHIELD
3	132375-01-000	EA	CARRIER/REVEAL - WINDSHIELD - 5.5"
4	117335-06-000	EA	CARRIER/REVEAL - 29.8"
4	132375-04-000	EA	CARRIER/REVEAL - WINDSHIELD - 29.8" FROM: 00-00-00 THRU: 04-08-08
5	159448-01-000	EA	WINDSHIELD - SOLID/1 PIECE - 98.7"W X 44.7"H FROM: 04-09-08 THRU: 99-99-99
6	144054-05-02A	EA	TRIM - WINDSHIELD - A PILLAR - RIGHT HAND - BLACK FROM: 00-00-00 THRU: 04-06-08
6	163165-05-02A	EA	TRIM - WINDSHIELD - A PILLAR - RIGHT HAND - BLACK FROM: 04-07-08 THRU: 99-99-99
7	144054-06-02A	EA	TRIM - WINDSHIELD - A PILLAR - LEFT HAND - BLACK FROM: 00-00-00 THRU: 04-06-08
7	163165-06-02A	EA	TRIM - WINDSHIELD - A PILLAR - LEFT HAND - BLACK FROM: 04-07-08 THRU: 99-99-99
8	158297-01-000	FT	SEAL - BULB - .5" X .7" - ADHESIVE BACK - BLACK
9	081914-02-000	EA	BUMPER - RUBBER - ROUND - 5/16" DIA. X 13/64" THICK
10	127862-01-000	EA	CARRIER/REVEAL - WINDSHIELD - 47.2"



## WINDSHIELD & WIPER GROUP (CONTINUED)



KEY	PART NUMBER	U/M	DESCRIPTION
1	045794-01-000	FT	HOSE - WINDSHIELD WASHER - 5/32"ID - BLACK
2	157507-01-000	EA	RESERVOIR/PUMP - WINDSHIELD WASHER
3*	157531-01-000	EA	ARM - WIPER - RADIAL - 28"
4	157532-01-000	EA	BLADE - WINDSHIELD WIPER - 28"
5*	157512-01-000	EA	SHAFT/PIVOT - WINDSHIELD WIPER - DRIVER/PASSENGER
			FROM: 00-00-00 THRU: 06-15-08
5	157512-02-000	EA	SHAFT/PIVOT - WINDSHIELD WIPER - DRIVER/PASSENGER
			FROM: 06-16-08 THRU: 99-99-99
6	157521-02-000	EA	LINK/WIPER - CONNECTING - PASSENGER
7	157508-01-000	EA	WIPER MOTOR - WINDSHIELD
8	157521-01-000	EA	LINK/WIPER - CONNECTING - DRIVER
9	146486-01-000	EA	TEE - PLASTIC - 5/32" X 5/32" X 5/32"
10*	149401-02-000	EA	SHAFT/PIVOT - WINDSHIELD WIPER - 4.1" OVERALL
11	157533-02-000	EA	FITTING/WIPER - COWL/TALL
12	149395-01-000	EA	STUD/DOUBLE BALL CRANK - WIPER MOTOR
13	157578-01-000	EA	ARM/DRIVE - WIPER MOTOR
14	110742-03-000	EA	GASKET - WIPER ADAPTER SHAFT

\*COMPONENT PARTS LISTED LATER IN THIS GROUP

### COMPONENT PARTS FOR WIPER

149401-01-000,149401-02-000

KEY	PART NUMBER	U/M	DESCRIPTION	VENDOR NO.
	096505-02-703	EA	NUT/ACORN - HD W/.687 BRL	51065-40-NT27WC
	149401-01-700	EA	HARDWARE PKG - F/SHAFT&PIVOT	PSHWKIT
	149401-01-701	EA	SEAL CAP/RUBBER GROMMET	300749

157512-01-000

KEY	PART NUMBER	U/M	DESCRIPTION	VENDOR NO.
	096505-02-703	EA	NUT/ACORN - HD W/.687 BRL	51065-40-NT27WC
	149401-01-700	EA	HARDWARE PKG - F/SHAFT&PIVOT	PSHWKIT

157531-01-000

KEY	PART NUMBER	U/M	DESCRIPTION	VENDOR NO.
	157531-01-700	EA	WASHER NOZZLE KIT W/HDW	19475