

## Epson's Laser Displays

Epson EB-L520U, L630U, L730U, L735U, L630SU and L635SU



## KEY FEATURES:

- **Laser Light Source** - Experience astonishing quality and reliability
- **Up to 3x Brighter Colours and Reliable Performance\*** - 3LCD, 3-chip technology
- **New Powerful Brightness** - Up to 7,000 Lumens colour brightness and 7,000 Lumens white brightness
- **WUXGA High Definition Resolution** - Enjoy clear and sharp image quality without any distortion perfect for presentations, videos, digital signage and more
- **Extraordinary Sharpness and Detail** - Up to 2,500,000:1 dynamic contrast ratio
- **Virtually Maintenance-free Operation** - Featuring breakthrough laser technology, it delivers a laser light source of up to 20,000 hours†
- **Bright and Compact** - The flat, simplified design makes the EB-L700 series an ideal fit for a range of environments, including modern offices and luxury interiors
- **New Flexible Display Options and Sizes** – Deliver impactful sessions with displays up to 450 inches in 16:6 wide aspect ratio
- **New Short Throw Lens Model** – For enhanced install flexibility in smaller spaces
- **New Wireless Screen Sharing** – With optional ELPWP10 screen sharing device
- **New Image Enhancement Features** – Experience crisp images with super resolution and detail enhancement technology
- **Content playback** - Save videos and photos to USB flash memory and project them instantly without the need for a PC
- **360° Installation** - Install on any plane, from horizontal to vertical and everything in-between
- **Manual Lens Shift, Zoom and Focus** - Up to ±50 percent vertical and ±20 percent horizontal manual lens shift
- **HDBaseT** - Transmit Full HD video and audio, Ethernet and Serial communication through a single CAT 5/6 cable that can be extended up to 100m
- **Wireless LAN Enterprise Security** - Connect projectors in a secure wireless network environment
- **5 Year Projector Warranty** - A class leading 5 year warranty\*\*

\*Colour brightness (colour light output) in brightest mode, measured by a third-party lab in accordance with IDMS 15.4. Colour brightness will vary depending on usage conditions. Top-selling Epson 3LCD projectors versus top-selling 1-chip DLP projectors based on PMA Research sales data for May 2017 through April 2018.

†20,000 hours is the estimated laser light source life when used in Normal Mode. Actual hours may vary depending on mode and usage environment. The projector has a standard limited warranty of 5 years.

\*\*Warranted for 5 years, see [www.epson.com.au](http://www.epson.com.au) for full warranty terms and conditions.

For further information please visit [www.channel.epson.com.au](http://www.channel.epson.com.au)



## HIGH IMAGE QUALITY

### Brighter, vivid projection



White brightness alone cannot bring the True Colours you see every day. While other manufacturers of 1-chip DLP technology believe they can improve image quality by just increasing the brightness of their projectors' white light output, Epson ensures that its projectors combine brightness and True Colours to create vibrant and realistic images with 3LCD technology across every projector model.

### 3LCD Technology

All Epson projectors are based on 3-chip LCD technology for amazing colour, incredible detail and solid reliability. 3LCD's 3-chip architecture dedicates an entire chip to process each primary colour – red, green and blue, continuously. Unlike single-chip technology that delivers colour sequentially, you get full-time colour. The result is vibrant, realistic images and video all delivered with 3LCD's true-to-life colour.



### Up to 3x Brighter Colours with Epson Projectors\*



Epson projectors use 3LCD Engines that have no colour wheel with a white segment and therefore don't force a tradeoff between white and colour brightness.

In fact, Epson projectors have up to 3x Brighter Colours than their leading competitive 1-chip DLP projectors\*. If you are looking for business and education projectors or 720p home entertainment projectors, know that choosing Epson projectors means up to 3x brighter colours. If you are looking for 1080p home entertainment projectors, you consistently get 2x and up to 3x Brighter Colours than competitor 1-chip DLP projectors\*.

All Epson projectors list both White Brightness and Colour Brightness specifications, and all have high Colour Brightness.

\*Colour brightness (colour light output) in brightest mode, measured by a third-party lab in accordance with IDMS 15.4. Colour brightness will vary depending on usage conditions. Top-selling Epson 3LCD projectors versus top-selling 1-chip DLP projectors based on PMA Research sales data for May 2017 through April 2018.

### Laser Light Source

Experience astonishing quality and reliability with Epson's new laser light source. The newly designed laser light source and advanced electrostatic filter deliver 20,000 hours of maintenance-free use and consistent performance for total peace of mind during important presentations.



For further information please visit [www.channel.epson.com.au](http://www.channel.epson.com.au)



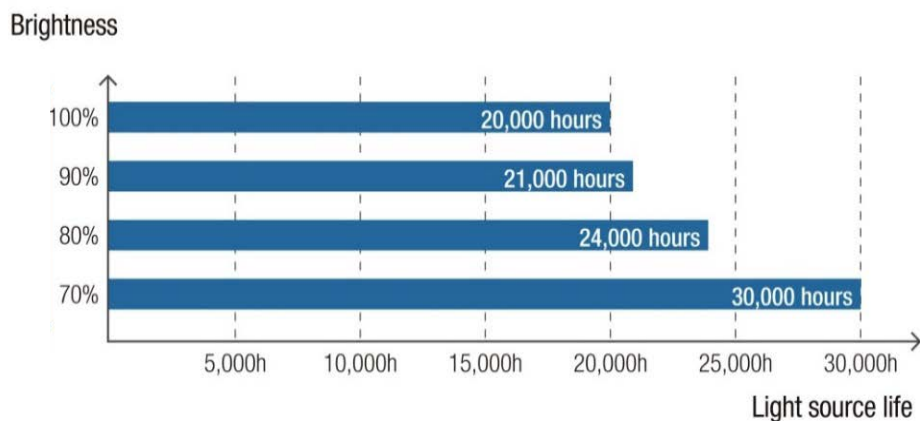
## 7,000 lumens

Powered by 3LCD technology and Epson's laser optical engine, the EB-L700 series is capable of producing White Light and Colour Light Output of 7,000 lumens in WUXGA resolution, delivering captivating images in virtually any venue.



## Custom brightness adjustment

The laser light source also lets you take control of brightness with precise adjustment in increments of 1% and a constant brightness mode that maintains brightness at a specified level. This makes it easy to adjust the image to fit to your viewing environment and can also prolong projector life.



## High Resolution with 4K input support


The Epson EB-L700 series features native resolution up to WUXGA (1920 x 1200), delivering high quality images and crisp, sharp text without any distortion. WUXGA resolution is ideal for any application requiring Full HD, including BluRay content, graphic intensive programs, film slides, and any application requiring exceptional detail.

The EB-L700 Series can also receive a 4K input signal up to 4K/60Hz 4:2:0, ensuring high quality resolution for high quality content.



## Super Resolution with Detail Enhancement

Get a crisper and sharper image with advanced image features on the EB-L700 Series. Super-resolution defines edges for standard and HD content, while Detail enhancement refines surface detail for true-to-life images. With advanced digital processing, visibility of image displays such as small letters and patterns improves and the sharp edges create crisper images for a more immersive experience.



Enhancement : **OFF**

Enhancement : **ON**

## Scene adaptive gamma correction

The EB-L700 Series offers high visibility in any environment with image quality adjustment features, such as scene-adaptive gamma correction. This feature analyses images frame-by-frame and automatically adjusts the gamma level to project at the optimum contrast. Natural-looking images are achieved by controlling crushed blacks in dark scenes and clipped whites in bright scenes.

Light image



Dark image



## Flexible display options and sizes

Deliver impactful sessions by displaying up to 500" in 16:9 aspect ratio or up to 450" with a 16:6 wide aspect ratio.

This flexibility allows for using the entirety of the screen surface for projection, or for switching between digital and analog working, which makes the room suitable for different working situations.



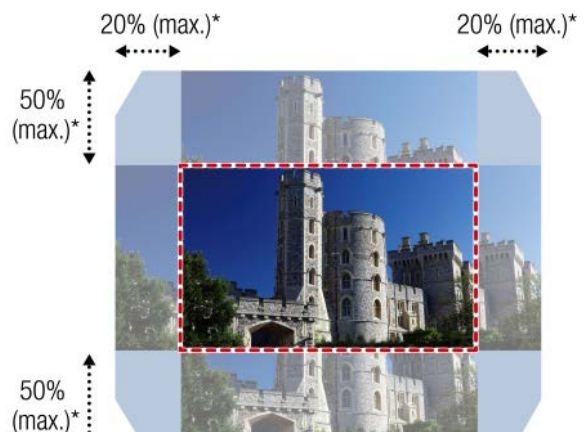
## ADVANCED INSTALLATION FEATURES

### Manual Lens Shift, Zoom and Focus

The manual lens shift covers a wide range, offering a great deal of flexibility when installing the projector.

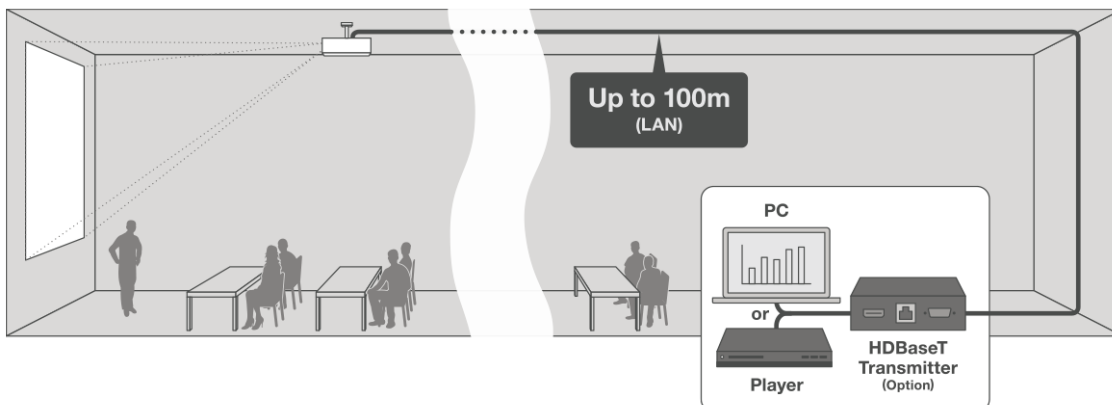
\*  $\pm 50\%$  vertically,  $\pm 20\%$  horizontally for  
EB-L630U/L730U/L735U/L630SU/L635SU

Lens shift is not available for EB-L520U



### HDBaseT and Diverse Connectivity

Cutting-edge HDBaseT technology means just one single CAT-5/6 cable carries Full HD video, audio, network and control commands up to 100 metres to accommodate large venues. No need for additional cables, signal repeaters or added labour.




For further information please visit [www.channel.epson.com.au](http://www.channel.epson.com.au)




### 360 Degree Projection

The Epson EB-L700 Series can be rotated 360° in any direction for off-axis positioning flexibility. As a result, they can be used for a wide range of applications, such as projecting on the ceiling or floor, or as part of a rear-projection system. Epson technology keeps the projector running without compromising performance or causing overheating.



### Short Throw Application

The L630SU and L635SU short throw laser displays can offer a large image from an even shorter distance. Receive an 80" image size with the projector lens only 138cm from the wall so you can still have a large image even when in constricted spaces.



With no additional lens purchase needed to obtain a short throw ratio (0.80m - 1.07m), the L630SU and L635SU are a perfect solution for signage installations at an affordable price.

Additionally, with options in both white and black chassis, you can be assured the projector will mould into the background of any environment and make what is being projected the main focus.



## Edge Blending

Enhance the experience with seamless panoramic, multi-screen images that blend edges by matching colour and brightness perfectly, even in areas that overlap.



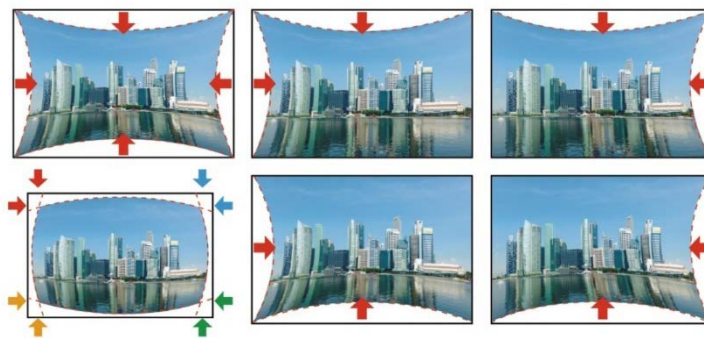
## Point Correction

Make smooth adjustments of distorted projection images by shifting each of the points laid out on the grid pattern.



## Arc Correction

Using arc correction, you can adjust each side of a projected image in an arch or barrel-shaped way, making it easier than ever to get a perfectly rectangular image.

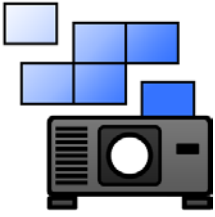


## Colour Uniformity

Keep images consistent and maintain images that have become uneven over time between multiple projectors with manual colour correction function.



## Epson Projector Professional Tool (EPPT)



Setup multiple projectors straight out of the box with new large venue application software. Epson Professional tool allows you to adjust and control images projected on a network with high-end projector setup features such as geometry correction, image layout adjustment and edge blending. Exclusively bundled to Epson laser projectors, large scale presenting has become much easier and flexible with automation.

## Universal Ceiling Mounts

EB-L700 series is compatible with ceiling mount ELPMB22. If you are already using ELMB23, simply attach the lower parts of ELPMB22 to the EB-L700 projector. This eliminates the need for additional cable work or other construction.

### ELPMB22 - Standard ceiling mount



### ELPMB30- Low profile ceiling mount



## EASY TO USE

### Content Playback

The EB-L700 series projectors have an in-built content playback feature, allowing you to save videos and photos to USB flash memory and project them instantly without the need for a PC. Epson's dedicated software for digital signage applications complements the embedded feature for a cost-effective solution.



For instant content creation, the Epson Creative Projection App is available on iOS devices.



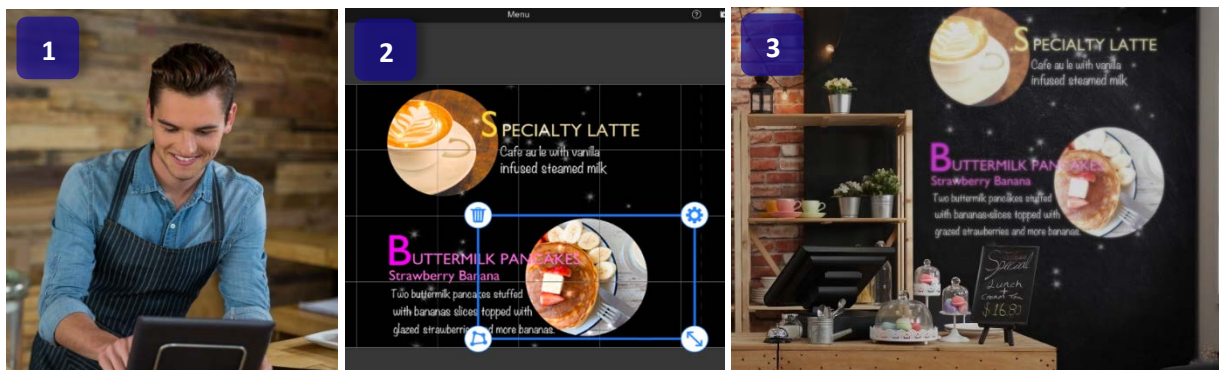
For scheduling, the Epson Content Management software is available for planning and execution.

### Epson Creative Projection App



With the Epson Creative Projection app, you can create original, dazzling content to enliven rooms, product displays, and spaces around you, anytime and anywhere. Available on iOS devices, such as

iPhone and iPad, content can be previewed while projecting and editing content at the same time. With extensive preloaded templates, freely arrange and combine materials in the app any way you like. From simply uploading photos and movies from a mobile device to making animated visual effects, instantly make your display content come to life without requiring a PC.



For further information please visit [www.channel.epson.com.au](http://www.channel.epson.com.au)



## Epson Content Management Software



With Epson Content Management software, you can easily create playlists for signage content from a PC or a laptop. The ability to set schedules and register the shape filter settings gives you advanced control such as synchronised playback.

Key features of the software include:

- Creating playlists
- Adding visual effects
- Setting up remote shortcuts
- Applying custom filters
- Scheduling playlists




## DICOM Simulation Mode

DICOM (Digital Imaging and Communication in Medicine) is a standard for handling, storing, printing and transmitting medical imaging information. The projector's DICOM Simulation Mode enables users to reproduce images with an advanced grayscale level that simulates DICOM Part 14. This mode is ideal for viewing grayscale medical images, such as X-rays, for training and educational purposes.

## Collaborative Presenting

Multiple users can connect simultaneously to one projector using Epson iProjection software which allows you to display four individual PC screens simultaneously over the network (wired or wireless), with up to 50 users connected to the same projector.



You can drag and drop participants into or out of one of the four quadrants. This feature is a great tool for meetings or classroom projects where multiple users want to present and compare their screens. You can also connect up to four remote projectors at the same time and show the same multi-screen image: another great tool for remote meeting setups.

## Simple Control with Epson Projector Management software

Use features such as Epson Projector Management software to monitor and control projectors, with fleet control across a network or on a web browser to keep track of up to 2,000 projectors. The latest models feature a newly designed OSD Control Pad function that shows a representation of lens conditions on a smart device.

For further information please visit [www.channel.epson.com.au](http://www.channel.epson.com.au)



## Wireless Screen Sharing with the optional ELPWP10 device

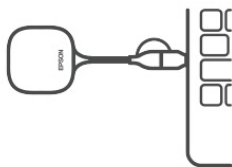
Content sharing from individual devices is a crucial element in today's workspaces - and so too is the ability to see and collaborate with content on a large screen display. The EB-L700 series paired with an ELPWP10 wireless device is the perfect solution for this, enabling more interactive presentations and increasing productivity in the meeting room.



The ELPWP10 connects any source device (such as a laptop) directly to a select range of Epson laser display solutions without the need for long cable connections, with users simply plugging the wireless transmitter into their laptop. Other mobile devices can also be connected using the Epson iProjection app.

The ELPWP10 allows content to be displayed from four different devices simultaneously, making content sharing a seamless experience.

**1 Plug**  
into a Laptop



**2 Click**  
the button



**3 Collaborate**  
on the Big Screen!



### ELPWP10 Contains:



For further information please visit [www.channel.epson.com.au](http://www.channel.epson.com.au)



## Miracast

Sharing information has been made easier with Miracast\*. Users can project their smartphone or tablet screens without a cable connection and ensure high resolution content can be viewed effortlessly.

*\*Laptops or mobile devices must support Miracast.*



## Wireless LAN Enterprise security

WPA2/WPA3-Enterprise Network provides a safe method of wireless connectivity so that projectors can connect to an integrated environment over a secure network.



## 5 Year Warranty\*\*

Experience complete peace of mind with the 5 year warranty. This ensures reliable long-term performance and gives you the freedom to concentrate on your presentations.

*\*\* Warranted for 5 years, see [www.epson.com.au](http://www.epson.com.au) for full warranty terms and conditions.*

## PRODUCT CODES AND PRICING

### Projectors

PRODUCT CODE	DESCRIPTION	RRP (INC GST)
V11HA30053BU	EB-L520U	\$4,249
V11HA26053BU	EB-L630U	\$4,999
V11HA25053BU	EB-L730U	\$5,599
V11HA25153BU	EB-L735U	\$5,599
V11HA29053BU	EB-L630SU	\$5,999
V11HA29153BU	EB-L635SU	\$5,999

### Accessories

PRODUCT CODE	DESCRIPTION	RRP (INC GST)
V12HA41040	ELPWP10 Wireless Screen Sharing Device	\$389
V13H134A56	ELPAF56 Replacement Filter	\$55
V12H547053	ELPHD01 HDBaseT Transmitter	\$399
V12H731P01	ELPAP11 Wireless LAN Adaptor	\$149
V12H003B22	ELPMB22 Standard ceiling mount	\$239
V12H526040	ELPMB30 Low profile ceiling mount	\$229
V12H003P13	Extension Pole 668-918 mm	\$89
V12H003P14	Extension Pole 918-1,168 mm	\$129
V12H005A09	ELPAP12 Streaming Media Player	\$149
V12HA43040	ELPWT01 Additional Wireless Transmitter	\$159

### Part Numbers and Dimensions

DESCRIPTION	PRODUCT CODE	BARCODE
EB-L520U	V11HA30053BU	9314020634031
PACKAGE DIMENSIONS		
Dimensions (D x W x H)	534 x 486 x 203 mm	
Weight	9.9 kg	

For further information please visit [www.channel.epson.com.au](http://www.channel.epson.com.au)



DESCRIPTION	PRODUCT CODE	BARCODE
EB-L630U	V11HA26053BU	9314020634024
<b>PACKAGE DIMENSIONS</b>		
Dimensions (D x W x H)	564 x 531 x 203 mm	
Weight	11.5 kg	

DESCRIPTION	PRODUCT CODE	BARCODE
EB-L730U	V11HA25053BU	9314020634000
<b>PACKAGE DIMENSIONS</b>		
Dimensions (D x W x H)	564 x 531 x 203 mm	
Weight	11.5 kg	

DESCRIPTION	PRODUCT CODE	BARCODE
EB-L735U	V11HA25153BU	9314020634017
<b>PACKAGE DIMENSIONS</b>		
Dimensions (D x W x H)	564 x 531 x 203 mm	
Weight	11.5 kg	

DESCRIPTION	PRODUCT CODE	BARCODE
EB-L630SU	V11HA29053BU	9314020634048
<b>PACKAGE DIMENSIONS</b>		
Dimensions (D x W x H)	564 x 531 x 203 mm	
Weight	11.5 kg	

DESCRIPTION	PRODUCT CODE	BARCODE
EB-L635SU	V11HA29153BU	9314020634055
<b>PACKAGE DIMENSIONS</b>		
Dimensions (D x W x H)	564 x 531 x 203 mm	
Weight	11.5 kg	

# MODEL OVERVIEW

Model	EB-L520U	EB-L630U	EB-L730U / L735U	EB-L630SU / L635SU
<b>TECHNOLOGY</b>				
Projection System	3LCD	3LCD	3LCD	3LCD
LCD Panel	0.67-inch	0.67-inch	0.67-inch	0.67-inch
<b>IMAGE</b>				
Light Source	Laser Diode	Laser Diode	Laser Diode	Laser Diode
Resolution	WUXGA	WUXGA	WUXGA	WUXGA
Colour Light Output	5,200 lm	6,200 lm	7,000 lm	6,000 lm
White Light Output	5,200 lm	6,200 lm	7,000 lm	6,000 lm
Native Aspect Ratio	16:10	16:10	16:10	16:10
Contrast Ratio	2,500,000:1	2,500,000:1	2,500,000:1	2,500,000:1
LD Input Power	185 W	219 W	236 W	211 W
Keystone Correction	Vertical: $\pm 30^\circ$ Horizontal: $\pm 30^\circ$	Vertical: $\pm 30^\circ$ Horizontal: $\pm 30^\circ$	Vertical: $\pm 30^\circ$ Horizontal: $\pm 30^\circ$	Vertical: $\pm 30^\circ$ Horizontal: $\pm 30^\circ$
Lens Shift	-	Vertical: $\pm 50\%$ Horizontal: $\pm 20\%$	Vertical: $\pm 50\%$ Horizontal: $\pm 20\%$	Vertical: $\pm 50\%$ Horizontal: $\pm 20\%$
<b>OPTICAL</b>				
Zoom	1 - 1.6 (Optical)	1 - 1.6 (Optical)	1 - 1.6 (Optical)	1 - 1.35 (Digital)
Screen Size	50" to 500"	50" to 500"	50" to 500"	50" to 200"
Projection Distance	80" screen 2.33 m - 3.78 m	80" screen 2.33 m - 3.78 m	80" screen 2.33 m - 3.78 m	80" screen 1.38 m
Throw Ratio	1.35 (Zoom: Wide) 2.20 (Zoom: Tele)	1.35 (Zoom: Wide) 2.20 (Zoom: Tele)	1.35 (Zoom: Wide) 2.20 (Zoom: Tele)	0.80 (Zoom: Wide) 1.07 (Zoom: Tele)
Projection Lens F Number	1.5 - 1.7	1.5 - 1.7	1.5 - 1.7	1.7
Projection Lens Focal Length	20 mm - 31.8 mm	20 mm - 31.8 mm	20 mm - 31.8 mm	11.76 mm
Focus Method	Manual	Manual	Manual	Manual
<b>CONNECTIVITY</b>				
Input: Computer	2 x D-sub 15-Pin (RGB), 1 x USB 2.0 type B	2 x D-sub 15-Pin (RGB), 1 x USB 2.0 type B	2 x D-sub 15-Pin (RGB), 1 x USB 2.0 type B	2 x D-sub 15-Pin (RGB), 1 x USB 2.0 type B
Input: Digital	2 x HDMI, 1 x HDBaseT	2 x HDMI, 1 x HDBaseT	2 x HDMI, 1 x HDBaseT	2 x HDMI, 1 x HDBaseT
Input: Audio	2 x Stereo mini	2 x Stereo mini	2 x Stereo mini	2 x Stereo mini
Control: I/O	1 x RS-232C	1 x RS-232C	1 x RS-232C	1 x RS-232C

For further information please visit [www.channel.epson.com.au](http://www.channel.epson.com.au)





Model	EB-L520U	EB-L630U	EB-L730U / L735U	EB-L630SU / L635SU
<b>Network: I/O</b>	1 x RJ45, 1 x USB Type A (for optional ELPAP11)***	1 x RJ45, 1 x USB Type A (for optional ELPAP11)***	1 x RJ45, 1 x USB Type A (for optional ELPAP11)***	1 x RJ45, 1 x USB Type A (for optional ELPAP11)***
<b>HDBaseT</b>	Yes	Yes	Yes	Yes
<b>Wireless Connectivity</b>	Optional (ELPAP11)	Included	Included	Included
<b>Output: Video</b>	1 x D-sub 15-Pin (RGB)	1 x D-sub 15-Pin (RGB)	1 x D-sub 15-Pin (RGB)	1 x D-sub 15-Pin (RGB)
<b>Output: Digital</b>	-	1 x HDMI	1 x HDMI	1 x HDMI
<b>Output: Audio</b>	1 x Stereo mini	1 x Stereo mini	1 x Stereo mini	1 x Stereo mini
<b>ADVANCED FEATURES</b>				
<b>Built-in Speaker</b>	10 W	10 W	10 W	10 W
<b>Epson Projector Management (Network &amp; Control)</b>	Yes	Yes	Yes	Yes
<b>Epson iProjection (Multi-PC Projection)</b>	Yes	Yes	Yes	Yes
<b>Epson Professional Tool</b>	Yes	Yes	Yes	Yes
<b>Epson Projector Content Manager</b>	Yes	Yes	Yes	Yes
<b>Wireless LAN Enterprise Security</b>	Yes	Yes	Yes	Yes
<b>Miracast</b>	Yes	Yes	Yes	Yes
<b>Split Screen</b>	Yes	Yes	Yes	Yes
<b>Super Resolution</b>	Yes	Yes	Yes	Yes
<b>Detail Enhancement</b>	Yes	Yes	Yes	Yes
<b>360 Degrees Projection</b>	Yes	Yes	Yes	Yes
<b>Content Playback</b>	Yes	Yes	Yes	Yes
<b>GENERAL</b>				
<b>Dimensions D x W x H (Including Feet)</b>	339 x 440 x 136 mm	339 x 440 x 136 mm	339 x 440 x 136 mm	334 x 440 x 136 mm
<b>Weight</b>	7.7 kg	8.4 kg	8.4 kg	8.4 kg
<b>Power Consumption: LD On</b>	293 W	345 W	345 W	345 W
<b>Power Consumption: Standby</b>	2 W	2 W	2 W	2 W
<b>Noise Level (Normal/Eco)</b>	31 / 23 dB	38 / 27 dB	38 / 27 dB	38 / 27 dB

\*\*\* With an optional ELPAP11, it is possible to use the Miracast and Wi-Fi function simultaneously (simple AP mode and manual mode)

For further information please visit [www.channel.epson.com.au](http://www.channel.epson.com.au)



# CONNECTIVITY PANEL

## EB-L520U



## EB-L630U/L730U



For further information please visit [www.channel.epson.com.au](http://www.channel.epson.com.au)



## EB-L735U



## EB-L630SU



For further information please visit [www.channel.epson.com.au](http://www.channel.epson.com.au)



## EB-L635SU



For further information please visit [www.channel.epson.com.au](http://www.channel.epson.com.au)

