



Village of Lakewood

SPECIAL MEETING BEFORE THE BOARD OF TRUSTEES

Tuesday, December 12, 2017
6:30 p.m.

AGENDA

1. Roll Call
2. Discussion Regarding Creation of a Policy/Resolution Providing for Trustees to Have Discussion Items Placed on Meeting Agendas
3. Discussion Regarding Possible Censure of Village President
4. Adjournment

Meeting Location:

Turnberry Country Club
9600 Turnberry Trail
Village of Lakewood, IL 60014

Village of Lakewood
VILLAGE BOARD
MEETING AGENDA

Tuesday, December 12, 2017
7:00 P. M.

Turnberry Country, 9600 Turnberry Trail, Village of Lakewood, IL

Roll Call - Establish Quorum

Pledge of Allegiance to the Flag

Public Comments (Not to exceed 30 minutes as an item)

The Public is invited to make an issue-oriented comment on any matter of public concern. The Public Comment may be no longer than 3 minutes in duration. Interrogation of the Village Staff, Village President, Village Board or any of their comments will not be allowed at this time. Photography taken of the Village Board or other public body shall be done from a distance of at least twelve feet from member of the Board or public body.

CONSENT AGENDA:

Note: Items under the Consent Agenda are considered and enacted on a single motion. There is no separate discussion of these items prior to the Board vote unless: 1) a Board Member requests that an item be removed from the Consent Agenda for separate action or 2) a citizen requests an item be removed and this request is, in turn, proposed by a member of the Village Board for separate action.

1. Request Approval of Minutes:
 - a. November 14, 2017 Regular Board Meeting
 - b. November 14, 2017 Executive Session

2. Request Approval of Bill Lists:
 - a. Accounts Payable Dated November 29, 2017 in the Amount of \$151,849.81
 - b. Accounts Payable Pre-Paid Invoices for November, 2017 in the Amount of \$16,857.76
 - c. Accounts Payable dated December 13, 2017 in the Amount of \$153,945.35

3. Request Approval of Financial Statements:
 - a. Village Financial Statements for the Periods May 1, 2017 through September 30, 2017
 - b. Village Financial Statements for the Periods May 1, 2017 through September 30, 2017
 - c. Lake Patrol Financial Statements for the Periods May 1, 2017 through September 30, 2017
 - d. Village Financial Statements for the Periods May 1, 2017 through October 31, 2017
 - e. Village Financial Statements for the Periods May 1, 2017 through October 31, 2017
 - f. Lake Patrol Financial Statements for the Periods May 1, 2017 through October 31, 2017

4. Items Removed from Consent Agenda - If Any

AGENDA ITEMS

5. Motion to Approve the Appointment of Larry Galizi as Commissioner to the Planning and Zoning Commission

6. Motion to Approve Ordinance 2017-(39) - An Ordinance for the Levy of Taxes for the Village of Lakewood, McHenry County, Illinois, for the Year 2017

7. Motion to Approve Ordinance 2017-(40) - An Ordinance Levying Taxes for Special Service Area Number 2 in the Village of Lakewood for the 2017 Tax Year (Brighton Oaks)

8. Motion to Approve Ordinance 2017-(41) - An Ordinance Levying Taxes for Special Service Area Number 3 in the Village of Lakewood for the 2017 Tax Year (Westlake Woods)

9. Motion to Approve Ordinance 2017-(42) - An Ordinance Levying Taxes for Special Service Area Number 4 in the Village of Lakewood for the 2017 Tax Year (Hidden Lakes)

10. Motion to Approve Ordinance 2017-(43) - An Ordinance Levying Taxes for Special Service Area Number 5 in the Village of Lakewood for the 2017 Tax Year (The Reserves of Lakewood)

11. Motion to Approve Ordinance 2017-(44) - An Ordinance Levying Taxes for Special Service Area Number 6 in the Village of Lakewood for the 2017 Tax Year (Cambria Subdivision)
12. Motion to Approve Ordinance 2017-(45) - An Ordinance Levying Taxes for Special Service Area Number 7 in the Village of Lakewood for the 2017 Tax Year (Woodland Hills and Autumn Ridge)
13. Motion to Approve Ordinance 2017-(46) - An Ordinance Levying Taxes for Special Service Area Number 8 in the Village of Lakewood for the 2017 Tax Year ("McIntosh" Turnberry, Loch Glen and Highlands of Turnberry Subdivisions, Turnberry Country Club, and RedTail Golf Club)
14. Motion to Approve Ordinance 2017-(47) - An Ordinance Increasing the Street and Bridge Fund Levy Limit for the 2017 Levy Extended in 2018
15. Motion to Approve Ordinance 2017-(48) - An Ordinance Abating Taxes Levied to Pay Principal of and Interest on Certain General Obligation Bonds (Alternate Revenue Source) Series 2010A, of the Village of Lakewood (Waterworks and Sewerage Refunding Bonds)
16. Motion to Approve Ordinance 2017-(49) - An Ordinance Abating Taxes Levied to Pay Principal of and Interest on Certain General Obligation Bonds (Alternate Revenue Source) Series 2010B, of the Village of Lakewood (Waterworks and Sewerage Bonds)
17. Motion to Approve Ordinance 2017-(50) – An Ordinance Granting Variances From Section 7.6-A and Section 10.2-7.2 of the Zoning Ordinance of the Village of Lakewood for 6915 Inverway Drive
18. Motion to Approve the Proposal of Liability Insurance for Calendar Year 2018 from Arthur J. Gallagher & Company and Williams Manny in an Amount Not to Exceed \$96,248 and Authorize the Village Chief Administrative Officer to Execute the Necessary Documents
19. Motion to Approve a Proposal for Health Insurance for Calendar Year 2018 from Aetna. Alternate 1: Keeping the Employee Contributions Same for PPO and H.S.A., While Increasing the HMO Employee Contribution to 10% and Authorize the Chief Administrative Officer to Execute the Necessary Documents

20. Discussion Regarding New Village Police Facility and/or Red Tail Golf Clubhouse as Requested by Trustee Ritchie

21. Reports and Comments: (To Begin No Later Than 10:15 p.m.)

- a. Village Clerk
- b. Village Treasurer
- c. Chief Administrative Officer
- d. Chief of Police
- e. Village Attorney
- f. Village President
- g. Village Trustees

22. Other Business

23. Executive Session - If Needed - Closed Meetings: The Village Board may hold a closed meeting to consider among other items, the following under the Illinois Open Meetings Act: 1)the appointment, employment, compensation, discipline, performance, or dismissal of specific employees of the Village, including hearing testimony on a complaint lodged against an employee to determine its validity; 2)collective negotiating matters between the Village and its employees or their representatives, or deliberations concerning salary schedules for one or more classes of employees 3)the purchase or lease of real property for the use of the Village; including meetings held for the purpose of discussing whether a particular parcel should be acquired; and 4)litigation, when an action against, affecting or on behalf of the Village has been filed and pending before a court or administrative tribunal, or when the Village finds that an action is probable or imminent, in which case the basis for the finding shall be recorded and entered into the minutes of the closed meeting.

24. Reports and/or Actions from Executive Session

25. Adjournment (NO LATER THAN 10:30 P.M.)

The Village of Lakewood is subject to the requirements of the Americans with Disabilities Act of 1990. Individuals with disabilities who plan to attend this Meeting and who require certain accommodations so that they can observe and/or participate in this Meeting, or who have questions regarding the accessibility of the Meeting or the Village's facilities, should contact the Village's ADA Coordinator at (815-459-3025) promptly to allow the Village to make reasonable accommodations for those persons.

**VILLAGE OF LAKEWOOD
MINUTES OF THE VILLAGE BOARD MEETING
NOVEMBER 14, 2017**

The Village Board Meeting was called to order at 7:16 p.m. at RedTail Golf Club by President Serwatka. Trustee Stephan, seconded by Trustee Davis, moved to allow Trustee Odom to participate via telephone. Voting Aye: Trustees Davis, McMahon, Rexroat, Ritchie, and Stephan. Voting Nay: None. Motion declared carried. Present were Trustees Davis, McMahon, Odom via telephone, Rexroat, Ritchie, and Stephan. Also present were Village Clerk Janice Hansen, Village Attorney Michael Smoron, Chief of Police Michael Roth; Public Works Foreman Barry Wickersheim; Utilities Supervisor Gary Zickuhr; Jason Fluhr of Baxter & Woodman; and many members of the public.

PUBLIC COMMENTS: Cal Skinner of 275 Meridian commented that School District 155 Tax Hike Meeting is November 21, 2017 at 6:30 p.m. at the Center for Education. The Small Business Administration is offering disaster loans to those who had flooding issues in July. Residents can apply through January 12, 2018. Also, the Department of Transportation is planning on reconstructing Route 62 with curbs; please write to the IDOT and ask that they keep the road the same.

Cheryl Lockwood of 9517 Lenox Lane, is the President of Georgetown. She commented that the residents within her subdivision love the Village of Lakewood's small town feeling and atmosphere.

CONSENT AGENDA: The following were considered and enacted on a single motion by Trustee Davis, seconded by Trustee Stephan:

APPROVAL OF MINUTES: October 24, 2017 Regular Village Board Meeting

APPROVAL OF BILL LISTS: Accounts Payable Invoices Dated October 26, 2017 in the amount of \$507,846.56; Accounts Payable for RedTail Golf Club Dated October 31, 2017 in the Amount of \$13, 665.89; and Accounts Payable Pre-Paid Invoices Dated October, 2017 in the Amount of \$13,394.72

APPROVAL OF FINANCIAL STATEMENTS: None

APPROVAL OF 2017 LAKE PATROL ACTIVITY SUMMARY

Voting Aye: Trustees Davis, McMahon, Odom, Rexroat, Ritchie, and Stephan. Voting Nay: None. Motion declared carried.

ITEMS REMOVED FROM THE CONSENT AGENDA: None

APPROVAL OF AN EMPLOYMENT AGREEMENT WITH JEANNINE M. SMITH AND THE VILLAGE OF LAKEWOOD AS CHIEF ADMINISTRATION OFFICER BEGINNING NOVEMBER 14, 2017 AT AN ANNUAL SALARY OF \$138,900 SUBJECT

Village Board Meeting Minutes
November 14, 2017
Page Two of Five

TO THE DIRECTION AND INPUT OF THE PRESIDENT AND BOARD OF TRUSTEES: President Serwatka commented that the Village has been without an Administrator since August, 2017. With the restructuring of the Village Administration it was expected that merging the positions of Village Manager and Finance Director into the single position of “Chief Administrative Officer” would be a challenge. He emphasized that it was imperative to find an Administrator with a reorganization approach. President Serwatka highlighted Jeannine Smith’s municipal career: 9 years as Administrative Officer in the Village of Prairie Grove, immense experience and work in economic development, extensive capability executing budgets and tax levies, and former Secretary of McHenry County Stormwater Commission. Ms. Smith received high recommendations from many Village Presidents, State Legislators, and municipal officials. Ms. Smith will serve as an “at will employee” with an initial contract that will run through the Village’s current fiscal year. On May 1, 2018 a new twelve month contract will go into effect with an annual renewal. President Serwatka noted that many municipal contracts run for a four-year term and with more risk to the Village.

President Serwatka commented that after much research, there were three qualified applicants that he intended to bring before the entire Board for a formal resume review and interview process. President Serwatka pointed out that this is a customary practice in hiring key village positions. Two applicants subsequently withdrew from consideration leaving Ms. Smith, which was in fact President Serwatka’s first choice. He felt she was most qualified with municipal experience that was critical to the Village of Lakewood.

Trustee McMahan stated that he was torn between the imminent need for a manager and he believes it is difficult to make such a critical decision with only one person in the lead. Trustee McMahan commented that he will never vote again for a new hire with only one candidate.

Trustee Ritchie commended that President Serwatka did not reach out to all Trustees; the Board had no input in hiring the Chief Administrative Officer. Ms. Smith could have met with two Trustees at a time.

President Serwatka commented that the process following for screening and hiring of this position is customary and in compliance with Village Code. He stated that all Board members did, in fact, have input. He also noted that Trustees Stephan, Davis, McMahan, and Rexroat were selected to conduct preliminary resume reviews and interview Ms. Smith prior to the entire Board’s resume review, formal interview, and discussions. Trustees Stephan and Davis took the opportunity for resume review and pre-interview Ms. Smith prior to this meeting. Trustees McMahan and Rexroat did not. All Board members were provided Ms. Smith’s entire resume package prior to this meeting and all Board members participated in a formal interview and discussion process, per Village Code, prior to tonight’s vote.

Trustee Davis stated that the Board should have participated with the screening process. He added that he is convinced that Ms. Smith will do a good job.

Village Board Meeting Minutes
November 14, 2017
Page Three of Five

Trustee Odom understood that it would be inconvenient for Ms. Smith to meet with every Board member. President Serwatka did not have the Board meet together to assess her attributes and take the advice of the Trustees. She would have liked more input from the Board members prior to making a motion to hire Ms. Smith.

Trustee Stephan, seconded by Trustee Davis, moved to approve an employment agreement with Jeannine M. Smith and the village of Lakewood as Chief Administration Officer beginning November 14, 2017 at an annual salary of \$138,900 subject to the direction and input of the President and Board of Trustees. Voting Aye: Trustees Stephan, Davis, Rexroat, Odom, McMahon. Voting Nay: Trustee Ritchie. Motion declared carried.

APPROVAL OF RESOLUTION NO. 2017-R37 – A RESOLUTION ESTIMATED THE LEVY OF TAXES FOR THE VILLAGE OF LAKEWOOD, MCHENRY COUNTY, ILLINOIS FOR THE TAX YEAR 2017: President Serwatka commented that this years Estimated Tax Levy is not to exceed the same number as last years. The Village Board will vote on the actual Tax Levies at the December 12, 2017 Meeting.

Trustee Stephan, seconded by Trustee Rexroat, moved to approve Resolution No. 2017-R37. Voting Aye: Trustees Davis, McMahon, Odom, Rexroat, Ritchie, and Stephan. Voting Nay: None. Motion declared carried.

APPROVAL OF A PROPOSAL FROM MIDWEST WATER GROUP, INC. FOR EAST SIDE SMOKE TESTING OF APPROXIMATELY 95 SANITARY SEWER MANHOLES IN AN AMOUNT NOT TO EXCEED \$21,836.50: Gary Zickuhr, Utilities Supervisor, commented that at the Storm Water Task Force Meeting of October 30, 2017 it was agreed that smoke (vapor) testing of the sanitary sewer system was needed to identify inflow and infiltration sources within the east side of the Village (the Gates). Smoke testing will identify homes with illegal connections to the sewer system, rain water from gutters, driveway and stairway drains hooked into sanitary sewer lines that flood and surcharge the sanitary system causing severe flooding of homes.

Trustee Davis, seconded by Trustee Ritchie, moved to approve a proposal from Midwest Water Group, Inc. for the east side of the village smoke testing of approximately 95 sanitary sewer manholes in an amount not to exceed \$21,836.50. Voting Aye: Trustees Davis, McMahon, Odom, Rexroat, Ritchie, and Stephan. Voting Nay: None. Motion declared carried.

DISCUSSION REGARDING BROADWAY AVENUE PUMP STATION EMERGENCY POWER: Engineer Jason Fluhr of Baxter & Woodman commented that at the October 30, 2017, the Stormwater Task Force agreed one of its top priorities is to install a permanent back generator for the pump station on Broadway Avenue. In April 2017 a portable diesel-powered generator was purchased for \$30,000 which is stored at the Wastewater Treatment Plant. This generator can be transported and working to the pump station during a power outage in less than

Village Board Meeting Minutes
November 14, 2017
Page Four of Five

one hour when the alarm is triggered. The installation of a permanent generator is estimated at \$40,000; design, installation, foundation, fittings, wiring, transfer switch and housing would likely increase this cost to over \$100,000.

A less costly solution would utilize the portable generator and install an automatic transfer switch on the outside of the control panel. If severe weather is predicted or the sewer is experiencing high flows, staff can hook up the portable generator to the transfer switch as a precaution before leaving for the day. In the event of a power outage, power will switch to the portable generator automatically without staff physically making the connection. Controls on the portable generator would require modification in order to work with the automatic transfer switch. The estimated cost to install the automatic transfer switch on the control panel and make the modifications to the portable generator is approximately \$15,000 to \$25,000

It is the general consensus of the Board of Trustees not to add any more costs to the Village portable generator and proceed with the current procedures during inclement weather conditions.

DISCUSSION OF 2018 VILLAGE STREET PROGRAM (NORTH AND SOUTH MUIRFIELD AND BEAVER POND COURT): Barry Wickersheim, Public Works Foreman, stated that the 2018 Street Program would cost approximately \$250,000 with an additional estimated \$27,500 in engineering costs. The proposed 2018 Street Program will include North and South Muirfield and Beaver Pond Court to be pulverized, 2 ½ inches of binder and 1 ½ inches of surface. Staff would like to solicit early bidding to receive better pricing and use excess funds to do patching throughout the Village.

It was the general consensus of the Board of Trustees to proceed with the 2018 Street Program for January 2018 bidding.

APPROVAL OF RESOLUTION NO. 2017 – R38 – A RESOLUTION TO INCLUDE COMPENSATION DIRECTED INTO A RETIREMENT HEALTH SAVINGS PLAN AS IMRF EARNINGS: This is a housekeeping item that is retroactive from October 1, 2016 when the Village began offering the Health Savings Plan to its employees.

Trustee Davis, seconded by Trustee Stephan, moved to approve Resolution No. 2017-R38. Voting Aye: Trustees Davis, McMahon, Odom, Rexroat, Ritchie, and Stephan. Voting Nay: None. Motion declared carried.

REPORTS: Village Clerk Janice Hansen commented that the McHenry County Board of Health has cleared all private wells on the east side of the Village of any bacteria.

President Serwatka remarked that east side residents received a Stormwater Task Force informational update in the mail last week.

Village Board Meeting Minutes
November 14, 2017
Page Five of Five

President Serwatka mentioned that the July, 2017 east side flooding was unavoidable. The Village needs a plan to divert water during heavy rains. Residents will have to address sump pump and lateral line issues.

Trustee Odom was glad to see the Stormwater Task Force Meeting information sent out to the east side Village residents.

Trustee Ritchie read "Village of Lakewood Trustee request for a Special Session" regarding concerns of suppression of members of the Board by President Paul Serwatka". The Special Session will be held on December 12, 2017 at 6:30 p.m. at Turnberry Country Club.

With nothing further to discuss, Trustee Davis, seconded by Trustee Stephan, moved to adjourn the meeting. Voting Aye: Trustees Davis, McMahon, Odom, Rexroat, Ritchie, and Stephan. Voting Nay: None. Motion declared carried. The meeting adjourned at 8:40 p.m.

Janice S. Hansen
Village Clerk

Approved: _____ December 12, 2017

**VILLAGE OF LAKEWOOD
SPECIAL MEETING
BEFORE THE BOARD OF TRUSTEES
NOVEMBER 14, 2017**

The Special Executive Session Meeting was called to order by President Serwatka at RedTail Golf Club at 6:07 p.m. Trustee Davis, seconded by Trustee Stephan, moved to allow Trustee Odom to participate by telephone due to health reasons. Voting Aye: Trustees Davis, McMahon, Rexroat, Ritchie, and Stephan. Voting Nay: None. Motion declared carried. Present were President Serwatka, Trustees Davis, McMahon, Odom (via telephone), Rexroat, Ritchie, and Stephan. Also present were Village Clerk Janice Hansen, Village Attorney Michael Snoron, and Chief of Police Michael Roth.

Jeannine Smith joined the meeting at 6:48 p.m.

Discussion ensued regarding appointment, employment, compensation, discipline, performance, or dismissal of specific employees of the Village.

Trustee Davis, seconded by Trustee Stephan, moved to exist the Special Executive Session Meeting. Voting Aye: Trustees Davis, McMahon, Odom via telephone, Rexroat, Ritchie, and Stephan. Voting Nay: None. Motion declared carried. The Special Executive Session Meeting exited at 7:11 p.m.

Janice S. Hansen
Village Clerk

Approved: _____ December 12, 2017

Village of Lakewood

Accounts Payable
November 29, 2017

Summary by Fund and Department

<u>Fund</u>	<u>Department</u>	<u>Amount</u>
10 General Fund		
	10 Administration	\$4,901.37
	15 Police	\$2,488.30
	21 Public Works	\$10,234.01
	24 Building	\$5,030.49
	Fund Total	\$22,654.17
30 General Capital Fund		\$79,635.09
50 Motor Fuel Tax Fund		\$1,040.40
60 Lakewood Utilities		\$9,806.24
	25 Water	\$3,119.96
	28 Sewer	\$7,927.30
	Fund Total	\$20,853.50
62 LWU Capital Improvements		\$12,649.15
80 East Sewer Fund		\$4,289.18
92 Lake Patrol Fund		\$415.50
94 RedTail Golf Club		\$3,067.77
95 Agency Fund		\$7,245.05
	Total All Funds	\$151,849.81

INVOICE APPROVAL LIST REPORT - DETAIL WITH GL DIST

Date: 11/22/2017

Time: 3:15 pm

Page: 1

VILLAGE OF LAKEWOOD

Vendor Name	Invoice Description1	Ref No.	Discount Date	
Vendor Name Line 2	Invoice Description2	PO No.	Pay Date	
Vendor Address	Vendor Number		Due Date	Taxes Withheld
City	Bank	Check No.	Check Date	Discount Amount
State/Province Zip/Postal	Invoice Number			Check Amount

BAXTER & WOODMAN, INC.	SLPR 9605 Stonecastle	49428	10/20/2017	
			11/29/2017	
PO BOX 6192	BAXWOO		10/20/2017	0.00
CAROL STREAM	HSB	77153	11/24/2017	0.00
IL 60197-6192	0195567			650.00

GL Number	Description	Invoice Amount	Amount Relieved
10-24-8435.035	Engineering-Stormwater Manage	650.00	0.00

BAXTER & WOODMAN, INC.	SLPR 6942 Cambira Cove	49429	11/17/2017	
			11/29/2017	
PO BOX 6192	BAXWOO		11/17/2017	0.00
CAROL STREAM	HSB	77153	11/24/2017	0.00
IL 60197-6192	0196115			650.00

GL Number	Description	Invoice Amount	Amount Relieved
10-24-8435.035	Engineering-Stormwater Manage	650.00	0.00

BAXTER & WOODMAN, INC.	SLPR 6540 LaForge	49430	11/17/2017	
			11/29/2017	
PO BOX 6192	BAXWOO		11/17/2017	0.00
CAROL STREAM	HSB	77153	11/24/2017	0.00
IL 60197-6192	0196116			650.00

GL Number	Description	Invoice Amount	Amount Relieved
10-24-8435.035	Engineering-Stormwater Manage	650.00	0.00

BAXTER & WOODMAN, INC.	SLPR 7290 Longmoor	49431	11/17/2017	
			11/29/2017	
PO BOX 6192	BAXWOO		11/17/2017	0.00
CAROL STREAM	HSB	77153	11/24/2017	0.00
IL 60197-6192	0196117			650.00

GL Number	Description	Invoice Amount	Amount Relieved
10-24-8435.035	Engineering-Stormwater Manage	650.00	0.00

BAXTER & WOODMAN, INC.	SLPR 8112 Redtail	49432	11/21/2017	
			11/29/2017	
PO BOX 6192	BAXWOO		11/21/2017	0.00
CAROL STREAM	HSB	77153	11/24/2017	0.00
IL 60197-6192	0195566			400.00

GL Number	Description	Invoice Amount	Amount Relieved
10-24-8435.035	Engineering-Stormwater Manage	400.00	0.00

BAXTER & WOODMAN, INC.	Lake Ave STP Srvc	49434	10/20/2017	
			11/29/2017	
PO BOX 6192	BAXWOO		10/20/2017	0.00
CAROL STREAM	HSB	77153	11/24/2017	0.00
IL 60197-6192	0195560			168.76

GL Number	Description	Invoice Amount	Amount Relieved
30-00-8435.212	2017.Road Construction	168.76	0.00

BAXTER & WOODMAN, INC.	Gnrl Eng FY2018	49435	10/20/2017	
			11/29/2017	
PO BOX 6192	BAXWOO		10/20/2017	0.00
CAROL STREAM	HSB	77153	11/24/2017	0.00
IL 60197-6192	0195561			628.75

GL Number	Description	Invoice Amount	Amount Relieved
60-00-8435.000	Engineering Services	628.75	0.00

BAXTER & WOODMAN, INC.	Vacate Easement The Reserves	49436	10/20/2017	
			11/29/2017	
PO BOX 6192	BAXWOO		10/20/2017	0.00
CAROL STREAM	HSB	77153	11/24/2017	0.00
IL 60197-6192	0195563			112.50

INVOICE APPROVAL LIST REPORT - DETAIL WITH GL DIST

Date: 11/22/2017

Time: 3:15 pm

Page: 2

VILLAGE OF LAKEWOOD

Vendor Name	Invoice Description1	Ref No.	Discount Date	
Vendor Name Line 2	Invoice Description2	PO No.	Pay Date	
Vendor Address	Vendor Number		Due Date	Taxes Withheld
City	Bank	Check No.	Check Date	Discount Amount
State/Province Zip/Postal	Invoice Number			Check Amount

GL Number	Description	Invoice Amount	Amount Relieved	
95-00-2485.000	Developer Deposits	112.50	0.00	
BAXTER & WOODMAN, INC.	Halgus Elevated Tank Repaint	49437	10/20/2017	
			11/29/2017	
PO BOX 6192	BAXWOO		10/20/2017	0.00
CAROL STREAM	HSB	77153	11/24/2017	0.00
IL 60197-6192	0195564			1,387.50

GL Number	Description	Invoice Amount	Amount Relieved	
62-00-8435.000	Engineering Services	1,387.50	0.00	
BAXTER & WOODMAN, INC.	Wilke Spc Use Ord	49438	10/20/2017	
			11/29/2017	
PO BOX 6192	BAXWOO		10/20/2017	0.00
CAROL STREAM	HSB	77153	11/24/2017	0.00
IL 60197-6192	0195565			75.00

GL Number	Description	Invoice Amount	Amount Relieved	
10-21-8435.000	Engineering Services	75.00	0.00	
BAXTER & WOODMAN, INC.	Brighton Oaks Const Svcs	49439	11/17/2017	
			11/29/2017	
PO BOX 6192	BAXWOO		11/17/2017	0.00
CAROL STREAM	HSB	77153	11/24/2017	0.00
IL 60197-6192	0196118			2,197.47

GL Number	Description	Invoice Amount	Amount Relieved	
10-21-8435.000	Engineering Services	2,197.47	0.00	
BAXTER & WOODMAN, INC.	Gnrl Eng FY2018	49440	11/17/2017	
			11/29/2017	
PO BOX 6192	BAXWOO		11/17/2017	0.00
CAROL STREAM	HSB	77153	11/24/2017	0.00
IL 60197-6192	0196112			5,150.35

GL Number	Description	Invoice Amount	Amount Relieved	
60-00-8435.000	Engineering Services	5,150.35	0.00	
BAXTER & WOODMAN, INC.	Halgus Elevated Tank Paint	49441	11/17/2017	
			11/29/2017	
PO BOX 6192	BAXWOO		11/17/2017	0.00
CAROL STREAM	HSB	77153	11/24/2017	0.00
IL 60197-6192	0196114			11,261.65

GL Number	Description	Invoice Amount	Amount Relieved	
62-00-8435.000	Engineering Services	11,261.65	0.00	
BAXTER & WOODMAN, INC.	Lake Ave STP Const Svcs	49442	11/17/2017	
			11/29/2017	
PO BOX 6192	BAXWOO		11/17/2017	0.00
CAROL STREAM	HSB	77153	11/24/2017	0.00
IL 60197-6192	0196111			1,040.40

GL Number	Description	Invoice Amount	Amount Relieved	
50-00-8435.000	Engineering Services	1,040.40	0.00	
BAXTER & WOODMAN, INC.	Cambria Utility Modify	49443	11/17/2017	
			11/29/2017	
PO BOX 6192	BAXWOO		11/17/2017	0.00
CAROL STREAM	HSB	77153	11/24/2017	0.00
IL 60197-6192	0196110			1,575.00

GL Number	Description	Invoice Amount	Amount Relieved	
95-00-2485.000	Developer Deposits	1,575.00	0.00	

Check No.	77153	Total:	26,597.38
Total for	BAXTER & WOODMAN, INC.		26,597.38

INVOICE APPROVAL LIST REPORT - DETAIL WITH GL DIST

Date: 11/22/2017

Time: 3:15 pm

Page: 3

VILLAGE OF LAKEWOOD

Vendor Name	Invoice Description1	Ref No.	Discount Date	
Vendor Name Line 2	Invoice Description2	PO No.	Pay Date	
Vendor Address	Vendor Number		Due Date	Taxes Withheld
City	Bank	Check No.	Check Date	Discount Amount
State/Province Zip/Postal	Invoice Number			Check Amount

BENCHMARK SALES & SERVICE of ILLINIOS, INC 39 INDUSTRIAL DRIVE GILBERTS IL 60136	Lake Ave Lift Repairs BENSAL HSB 17-1138	49388 77154	10/23/2017 11/29/2017 10/23/2017 11/24/2017	 0.00 0.00 4,600.00
--	---	------------------------	--	--------------------------------------

GL Number	Description	Invoice Amount	Amount Relieved
60-28-8420.000	Sanitary Sewer O/M/R	4,600.00	0.00

Check No.	77154	Total:	4,600.00
Total for	BENCHMARK SALES & SERVICE		4,600.00

BONNELL INDUSTRIES, INC. 1385 Franklin Grove Road Dixon IL 61021	Auger BONIND HSB 0176745-IN	49406 77155	11/13/2017 11/29/2017 11/13/2017 11/24/2017	 0.00 0.00 578.95
---	--	------------------------	--	------------------------------------

GL Number	Description	Invoice Amount	Amount Relieved
10-21-8216.000	Equipment O/M/R Supplies	578.95	0.00

Check No.	77155	Total:	578.95
Total for	BONNELL INDUSTRIES, INC.		578.95

CALL ONE PO BOX 76112 CLEVELAND OH 44101-4755	Mhly Srvc CALONE HSB 111517	49390 77156	11/15/2017 11/29/2017 11/15/2017 11/24/2017	 0.00 0.00 973.83
--	--	------------------------	--	------------------------------------

GL Number	Description	Invoice Amount	Amount Relieved
10-10-8440.000	Telephone	194.87	0.00
10-15-8440.000	Telephone	231.55	0.00
10-24-8440.000	Telephone	38.39	0.00
60-00-8440.000	Telephone	470.42	0.00
94-40-8440.000	Telephone	38.60	0.00

Check No.	77156	Total:	973.83
Total for	CALL ONE		973.83

CITY OF CRYSTAL LAKE 100 W WOODSTOCK STREET CRYSTAL LAKE IL 60014	Boat Decals 2017-2018 CITCRYSTR HSB 0017676	49408 77157	11/15/2017 11/29/2017 11/15/2017 11/24/2017	 0.00 0.00 415.50
--	--	------------------------	--	------------------------------------

GL Number	Description	Invoice Amount	Amount Relieved
92-00-8205.000	Decal Printing	415.50	0.00

Check No.	77157	Total:	415.50
Total for	CITY OF CRYSTAL LAKE		415.50

INVOICE APPROVAL LIST REPORT - DETAIL WITH GL DIST

Date: 11/22/2017

Time: 3:15 pm

Page: 4

VILLAGE OF LAKEWOOD

Vendor Name	Invoice Description1	Ref No.	Discount Date	
Vendor Name Line 2	Invoice Description2	PO No.	Pay Date	
Vendor Address	Vendor Number		Due Date	Taxes Withheld
City	Bank	Check No.	Check Date	Discount Amount
State/Province Zip/Postal	Invoice Number			Check Amount
CITY OF WOODSTOCK	October Inspections	49420	11/14/2017	
ATTN: Donna Limbaugh			11/29/2017	
121 W. CALHOUN STREET	CITWOO		11/14/2017	0.00
WOODSTOCK	HSB	77158	11/24/2017	0.00
IL 60098	2017-610			1,837.50

GL Number	Description	Invoice Amount	Amount Relieved
10-24-8437.000	Inspection Services	1,837.50	0.00

Check No.	77158	Total:	1,837.50
Total for	CITY OF WOODSTOCK		1,837.50

Vendor Name	Invoice Description1	Ref No.	Discount Date	
Vendor Name Line 2	Invoice Description2	PO No.	Pay Date	
Vendor Address	Vendor Number		Due Date	Taxes Withheld
City	Bank	Check No.	Check Date	Discount Amount
State/Province Zip/Postal	Invoice Number			Check Amount
COM ED	Street Lights Act0513171107	49427	11/10/2017	
			11/29/2017	
PO BOX 6112	COMEDSTR		11/10/2017	0.00
CAROL STREAM	HSB	77159	11/24/2017	0.00
IL 60197-6112	111017			41.42

GL Number	Description	Invoice Amount	Amount Relieved
10-21-8212.000	Street Lights M/R Supplies	14.08	0.00
10-21-8212.000	Street Lights M/R Supplies	12.01	0.00
10-21-8212.000	Street Lights M/R Supplies	0.83	0.00
10-21-8212.000	Street Lights M/R Supplies	14.50	0.00

Check No.	77159	Total:	41.42
Total for	COM ED		41.42

Vendor Name	Invoice Description1	Ref No.	Discount Date	
Vendor Name Line 2	Invoice Description2	PO No.	Pay Date	
Vendor Address	Vendor Number		Due Date	Taxes Withheld
City	Bank	Check No.	Check Date	Discount Amount
State/Province Zip/Postal	Invoice Number			Check Amount
COMCAST	Mthly Srvc	49447	11/05/2017	
			11/29/2017	
P.O. BOX 3001	COMCAST		11/05/2017	0.00
SOUTHEASTERN	HSB	77160	11/24/2017	0.00
PA 19398-3001	110517			324.79

GL Number	Description	Invoice Amount	Amount Relieved
94-45-8440.000	Telephone	234.65	0.00
94-45-8447.000	Cable TV	90.14	0.00

Check No.	77160	Total:	324.79
Total for	COMCAST		324.79

Vendor Name	Invoice Description1	Ref No.	Discount Date	
Vendor Name Line 2	Invoice Description2	PO No.	Pay Date	
Vendor Address	Vendor Number		Due Date	Taxes Withheld
City	Bank	Check No.	Check Date	Discount Amount
State/Province Zip/Postal	Invoice Number			Check Amount
COMED	Sunset Lift Act4307805003	49391	11/09/2017	
			11/29/2017	
PO BOX 6111	COMED		11/09/2017	0.00
CAROL STREAM	HSB	77161	11/24/2017	0.00
IL 60197-6111	110917			67.29

GL Number	Description	Invoice Amount	Amount Relieved
60-28-8439.000	Electricity	67.29	0.00

Vendor Name	Invoice Description1	Ref No.	Discount Date	
Vendor Name Line 2	Invoice Description2	PO No.	Pay Date	
Vendor Address	Vendor Number		Due Date	Taxes Withheld
City	Bank	Check No.	Check Date	Discount Amount
State/Province Zip/Postal	Invoice Number			Check Amount
COMED	RedTail Act2003050004	49448	11/09/2017	
			11/29/2017	
PO BOX 6111	COMED		11/09/2017	0.00
CAROL STREAM	HSB	77161	11/24/2017	0.00
IL 60197-6111	110917B			338.23

GL Number	Description	Invoice Amount	Amount Relieved
94-45-8439.000	Electricity	338.23	0.00

INVOICE APPROVAL LIST REPORT - DETAIL WITH GL DIST

Date: 11/22/2017

Time: 3:15 pm

Page: 5

VILLAGE OF LAKEWOOD

Vendor Name	Invoice Description1	Ref No.	Discount Date	
Vendor Name Line 2	Invoice Description2	PO No.	Pay Date	
Vendor Address	Vendor Number		Due Date	Taxes Withheld
City	Bank	Check No.	Check Date	Discount Amount
State/Province Zip/Postal	Invoice Number			Check Amount
COMED	RedTail Act3128635006	49449	11/06/2017	
			11/29/2017	
PO BOX 6111	COMED		11/06/2017	0.00
CAROL STREAM	HSB	77161	11/24/2017	0.00
IL 60197-6111	110617C			335.54

GL Number	Description	Invoice Amount	Amount Relieved
94-45-8439.000	Electricity	335.54	0.00

Check No.	77161	Total:	741.06
Total for	COMED		741.06

COMPASS MINERALS AMERICA	109.79 TN Salt	49409	11/10/2017	
			11/29/2017	
PO BOX 277043	COMMIN		11/10/2017	0.00
ATLANTA	HSB	77162	11/24/2017	0.00
GA 30384-7043	114484			5,057.36

GL Number	Description	Invoice Amount	Amount Relieved
10-21-8230.000	Snow & Ice Control Supplies	5,057.36	0.00

Check No.	77162	Total:	5,057.36
Total for	COMPASS MINERALS AMERICA		5,057.36

CONCENTRIC INTEGRATION, LLC	Well 1	49458	11/17/2017	
			11/29/2017	
PO BOX 6192	CONINT		11/17/2017	0.00
CAROL STREAM	HSB	77163	11/24/2017	0.00
IL 60197-6192	0196113			2,109.35

GL Number	Description	Invoice Amount	Amount Relieved
60-25-8620.000	Equipment	2,109.35	0.00

Check No.	77163	Total:	2,109.35
Total for	CONCENTRIC INTEGRATION, LLC		2,109.35

DIRECT ENERGY BUSINESS	WTP	49389	11/06/2017	
			11/29/2017	
P.O BOX 70220	DIRENE		11/06/2017	0.00
PHILADELPHIA	HSB	77164	11/24/2017	0.00
PA 19176-0220	173100032750563			594.25

GL Number	Description	Invoice Amount	Amount Relieved
60-25-8439.000	Electricity	594.25	0.00

DIRECT ENERGY BUSINESS	WWTP	49450	11/13/2017	
			11/29/2017	
P.O BOX 70220	DIRENE		11/13/2017	0.00
PHILADELPHIA	HSB	77164	11/24/2017	0.00
PA 19176-0220	173170032824439			2,414.26

GL Number	Description	Invoice Amount	Amount Relieved
60-28-8439.000	Electricity	2,414.26	0.00

DIRECT ENERGY BUSINESS	RedTail	49451	11/13/2017	
			11/29/2017	
P.O BOX 70220	DIRENE		11/13/2017	0.00
PHILADELPHIA	HSB	77164	11/24/2017	0.00
PA 19176-0220	173170032824441			1,248.57

INVOICE APPROVAL LIST REPORT - DETAIL WITH GL DIST

Date: 11/22/2017

Time: 3:15 pm

Page: 6

VILLAGE OF LAKEWOOD

Vendor Name	Invoice Description1	Ref No.	Discount Date	
Vendor Name Line 2	Invoice Description2	PO No.	Pay Date	
Vendor Address	Vendor Number		Due Date	Taxes Withheld
City	Bank	Check No.	Check Date	Discount Amount
State/Province Zip/Postal	Invoice Number			Check Amount

GL Number	Description	Invoice Amount	Amount Relieved	
94-45-8439.000	Electricity	1,248.57	0.00	
DIRECT ENERGY BUSINESS	Tower 1	49452	11/13/2017	
			11/29/2017	
P.O BOX 70220	DIRENE		11/13/2017	0.00
PHILADELPHIA	HSB	77164	11/24/2017	0.00
PA 19176-0220	173170032824440			516.10

GL Number	Description	Invoice Amount	Amount Relieved	
60-28-8439.000	Electricity	516.10	0.00	

Check No.	77164	Total:	4,773.18
Total for	DIRECT ENERGY BUSINESS		4,773.18

GL Number	Description	Invoice Amount	Amount Relieved	
30-00-8410.213	Butternut	56,359.33	0.00	
DORR TOWNSHIP	Resurface Butternut Dr.	49395	11/06/2017	
			11/29/2017	
1039 LAKE AVENUE	DORTOW		11/06/2017	0.00
WOODSTOCK	HSB	77165	11/24/2017	0.00
IL 60098	110617			56,359.33

Check No.	77165	Total:	56,359.33
Total for	DORR TOWNSHIP		56,359.33

GL Number	Description	Invoice Amount	Amount Relieved	
10-21-8415.000	Vehicle Maintenance & Repair	774.36	0.00	
DSD TECHNOLOGIES, INC.	Brakes F550	49398	11/06/2017	
			11/29/2017	
1218 LAMB ROAD	DSDTEC		11/06/2017	0.00
WOODSTOCK	HSB	77166	11/24/2017	0.00
IL 60098	00002852			774.36

Check No.	77166	Total:	774.36
Total for	DSD TECHNOLOGIES, INC.		774.36

GL Number	Description	Invoice Amount	Amount Relieved	
10-21-8418.000	Tree Maint. & Purchases	650.00	0.00	
FJR TREE SERVICE, INC.	Remove 3 Tree Prune 2	49399	11/07/2017	
			11/29/2017	
7119 SUNSET DR	FJRTRE		11/07/2017	0.00
CRYSTAL LAKE	HSB	77167	11/24/2017	0.00
IL 60014	5243			650.00

Check No.	77167	Total:	650.00
Total for	FJR TREE SERVICE, INC.		650.00

GL Number	Description	Invoice Amount	Amount Relieved	
400 E. TERRA COTTA AVE.	GESKE		11/09/2017	0.00
CRYSTAL LAKE	HSB	77168	11/24/2017	0.00
IL 60014	39355			61.56

INVOICE APPROVAL LIST REPORT - DETAIL WITH GL DIST

Date: 11/22/2017

Time: 3:15 pm

Page: 7

VILLAGE OF LAKEWOOD

Vendor Name	Invoice Description1	Ref No.	Discount Date	
Vendor Name Line 2	Invoice Description2	PO No.	Pay Date	
Vendor Address	Vendor Number		Due Date	Taxes Withheld
City	Bank	Check No.	Check Date	Discount Amount
State/Province Zip/Postal	Invoice Number			Check Amount

GL Number	Description	Invoice Amount	Amount Relieved	
10-21-8250.000	Bituminous Patch	61.56	0.00	
		Check No. 77168	Total:	61.56
		Total for	GESKE & SONS, INC.	61.56

HAWKINS, INC.	Tower 1 Chlorine	49419	10/30/2017	
			11/29/2017	
PO BOX 860263	HAWKINS		10/30/2017	0.00
MINNEAPOLIS	HSB	77169	11/24/2017	0.00
MN 55486-0263	4177744			136.50
GL Number	Description	Invoice Amount	Amount Relieved	
60-25-8223.000	Chemicals	136.50	0.00	
		Check No. 77169	Total:	136.50
		Total for	HAWKINS, INC.	136.50

ILCMA	Membership- Smith	49413	11/20/2017	
CENTER FOR GOVERNMENT STUDIES			11/29/2017	
Northern Illinois University	ILCMA		11/20/2017	0.00
DeKalb	HSB	77170	11/24/2017	0.00
IL 60115	112017			218.90
GL Number	Description	Invoice Amount	Amount Relieved	
10-10-8495.000	Dues & Subscriptions	218.90	0.00	
		Check No. 77170	Total:	218.90
		Total for	ILCMA	218.90

ILLINOIS EPA	East Sewer Loan	49414	10/17/2017	
c/o Amalgamated BankofChicago			11/29/2017	
PO BOX 94438	IEPALOAN		10/17/2017	0.00
CHICAGO	HSB	77171	11/24/2017	0.00
IL 60690-4438	101717			2,653.28
GL Number	Description	Invoice Amount	Amount Relieved	
60-00-8701.000	Principal Payments	2,653.28	0.00	
		Check No. 77171	Total:	2,653.28
		Total for	ILLINOIS EPA	2,653.28

ILLINOIS MUNICIPAL LEAGUE	2018 Membership	49415	11/21/2017	
			11/29/2017	
P.O. BOX 5180	IML		11/21/2017	0.00
SPRINGFIELD	HSB	77172	11/24/2017	0.00
IL 62705-5180	112117			450.00
GL Number	Description	Invoice Amount	Amount Relieved	
10-10-8495.000	Dues & Subscriptions	450.00	0.00	
		Check No. 77172	Total:	450.00
		Total for	ILLINOIS MUNICIPAL LEAGUE	450.00

INVOICE APPROVAL LIST REPORT - DETAIL WITH GL DIST

Date: 11/22/2017

Time: 3:15 pm

Page: 8

VILLAGE OF LAKEWOOD

Vendor Name	Invoice Description1	Ref No.	Discount Date	
Vendor Name Line 2	Invoice Description2	PO No.	Pay Date	
Vendor Address	Vendor Number		Due Date	Taxes Withheld
City	Bank	Check No.	Check Date	Discount Amount
State/Province Zip/Postal	Invoice Number			Check Amount
JOSEPH D. FOREMAN & CO	Animal Guard	49407	11/13/2017	
			11/29/2017	
28102 WEST INDUSTRIAL AVENUE	JOSFOR		11/13/2017	0.00
LAKE BARRINGTON	HSB	77173	11/24/2017	0.00
IL 60010-2376	321383			22.50

GL Number	Description	Invoice Amount	Amount Relieved
94-40-8305.000	Other Maintenance Supplies	22.50	0.00

Check No.	77173	Total:	22.50
Total for	JOSEPH D. FOREMAN & CO		22.50

Vendor Name	Invoice Description1	Ref No.	Discount Date	
Vendor Name Line 2	Invoice Description2	PO No.	Pay Date	
Vendor Address	Vendor Number		Due Date	Taxes Withheld
City	Bank	Check No.	Check Date	Discount Amount
State/Province Zip/Postal	Invoice Number			Check Amount
KRYSTAL KLEEN	Cleaning November	49425	11/14/2017	
MARY A. SCHLENKERT			11/29/2017	
PO BOX 50	KRYKLE		11/14/2017	0.00
CRYSTAL LAKE	HSB	77174	11/24/2017	0.00
IL 60039-0050	772			300.00

GL Number	Description	Invoice Amount	Amount Relieved
10-10-8433.000	Janitorial Service	150.00	0.00
60-00-8433.000	Janitorial Service	150.00	0.00

Vendor Name	Invoice Description1	Ref No.	Discount Date	
Vendor Name Line 2	Invoice Description2	PO No.	Pay Date	
Vendor Address	Vendor Number		Due Date	Taxes Withheld
City	Bank	Check No.	Check Date	Discount Amount
State/Province Zip/Postal	Invoice Number			Check Amount
KRYSTAL KLEEN	Cleaning October	49426	11/14/2017	
MARY A. SCHLENKERT			11/29/2017	
PO BOX 50	KRYKLE		11/14/2017	0.00
CRYSTAL LAKE	HSB	77174	11/24/2017	0.00
IL 60039-0050	771			375.00

GL Number	Description	Invoice Amount	Amount Relieved
10-10-8433.000	Janitorial Service	187.50	0.00
60-00-8433.000	Janitorial Service	187.50	0.00

Check No.	77174	Total:	675.00
Total for	KRYSTAL KLEEN		675.00

Vendor Name	Invoice Description1	Ref No.	Discount Date	
Vendor Name Line 2	Invoice Description2	PO No.	Pay Date	
Vendor Address	Vendor Number		Due Date	Taxes Withheld
City	Bank	Check No.	Check Date	Discount Amount
State/Province Zip/Postal	Invoice Number			Check Amount
LEADING IT SOLUTIONS	Monthly Service	49423	11/01/2017	
			11/29/2017	
42 EAST STREET	LEASOL		11/01/2017	0.00
CRYSTAL LAKE	HSB	77175	11/24/2017	0.00
IL 60014	22476WC			880.00

GL Number	Description	Invoice Amount	Amount Relieved
10-10-8430.000	Computer Services	264.00	0.00
10-15-8430.000	Computer Services	88.00	0.00
10-21-8430.000	Computer Services	88.00	0.00
10-24-8430.000	Computer Services	88.00	0.00
60-00-8430.000	Computer Services	264.00	0.00
94-45-8430.000	Computer Services	88.00	0.00

Check No.	77175	Total:	880.00
Total for	LEADING IT SOLUTIONS		880.00

Vendor Name	Invoice Description1	Ref No.	Discount Date	
Vendor Name Line 2	Invoice Description2	PO No.	Pay Date	
Vendor Address	Vendor Number		Due Date	Taxes Withheld
City	Bank	Check No.	Check Date	Discount Amount
State/Province Zip/Postal	Invoice Number			Check Amount
MCMaster-CARR SUPPLY CO.	Tarps	49393	11/09/2017	
			11/29/2017	
P.P. BOX 7690	MCMCAR		11/09/2017	0.00
CHICAGO	HSB	77176	11/24/2017	0.00
IL 60680-7690	50193902			84.40

INVOICE APPROVAL LIST REPORT - DETAIL WITH GL DIST

Date: 11/22/2017

Time: 3:15 pm

Page: 9

VILLAGE OF LAKEWOOD

Vendor Name	Invoice Description1	Ref No.	Discount Date	
Vendor Name Line 2	Invoice Description2	PO No.	Pay Date	
Vendor Address	Vendor Number		Due Date	Taxes Withheld
City	Bank	Check No.	Check Date	Discount Amount
State/Province Zip/Postal	Invoice Number			Check Amount

GL Number	Description	Invoice Amount	Amount Relieved	
94-40-8305.000	Other, Maintenance Supplies	84.40	0.00	
		Check No. 77176	Total:	84.40
		Total for	MCMASTER-CARR SUPPLY CO.	84.40

MENARDS	Runner, Trim	49394	11/08/2017	
			11/29/2017	
4850 ROUTE 14	MENARDS		11/08/2017	0.00
CRYSTAL LAKE	HSB	77177	11/24/2017	0.00
IL 60014	53377			56.04

GL Number	Description	Invoice Amount	Amount Relieved	
94-40-8414.000	Building Maintenance & Repairs	56.04	0.00	
MENARDS	Filters, Light Bulbs	49397	11/08/2017	
			11/29/2017	
4850 ROUTE 14	MENARDS		11/08/2017	0.00
CRYSTAL LAKE	HSB	77177	11/24/2017	0.00
IL 60014	53378			55.94

GL Number	Description	Invoice Amount	Amount Relieved	
10-21-8214.000	Building O/M/R Supplies	55.94	0.00	
MENARDS	Rafters, Cleaning Supplies	49400	11/09/2017	
			11/29/2017	
4850 ROUTE 14	MENARDS		11/09/2017	0.00
CRYSTAL LAKE	HSB	77177	11/24/2017	0.00
IL 60014	53521			286.13

GL Number	Description	Invoice Amount	Amount Relieved	
10-21-8217.000	Grounds M/R Supplies	19.92	0.00	
60-25-8214.000	Building O/M/R Supplies	106.46	0.00	
60-28-8216.000	Equipment O/M/R Supplies	159.75	0.00	
		Check No. 77177	Total:	398.11
		Total for	MENARDS	398.11

MUNICIPAL CLERKS OF IL	Membership-Hansen	49421	11/21/2017	
c/o Cheryl "Cookie" Aldis			11/29/2017	
TOWN OF CORTLAND	MUNCLE		11/21/2017	0.00
CORTLAND	HSB	77178	11/24/2017	0.00
IL 60112-0519	112117			55.00

GL Number	Description	Invoice Amount	Amount Relieved	
10-10-8495.000	Dues & Subscriptions	55.00	0.00	
		Check No. 77178	Total:	55.00
		Total for	MUNICIPAL CLERKS OF IL	55.00

NAPA -AUTO PARTS	Wiper Blades	49402	11/09/2017	
			11/29/2017	
PO BOX 5066	NAPA		11/09/2017	0.00
ROCKFORD	HSB	77179	11/24/2017	0.00
IL 61125	967180			61.90

GL Number	Description	Invoice Amount	Amount Relieved	
10-21-8215.000	Vehicle O/M/R Supplies	25.96	0.00	
60-00-8215.000	Vehicle O/M/R Supplies	35.94	0.00	

INVOICE APPROVAL LIST REPORT - DETAIL WITH GL DIST

Date: 11/22/2017

Time: 3:15 pm

Page: 10

VILLAGE OF LAKEWOOD

Vendor Name	Invoice Description1	Ref No.	Discount Date	
Vendor Name Line 2	Invoice Description2	PO No.	Pay Date	
Vendor Address	Vendor Number		Due Date	Taxes Withheld
City	Bank	Check No.	Check Date	Discount Amount
State/Province Zip/Postal	Invoice Number			Check Amount

NAPA -AUTO PARTS	Battery for Truck #124	49403	11/14/2017	
			11/29/2017	
PO BOX 5066	NAPA		11/14/2017	0.00
ROCKFORD	HSB	77179	11/24/2017	0.00
IL 61125	967694			263.00

GL Number	Description	Invoice Amount	Amount Relieved
60-00-8215.000	Vehicle O/M/R Supplies	263.00	0.00

Check No.	77179	Total:	324.90
Total for	NAPA -AUTO PARTS		324.90

PITNEY BOWES GLOBAL	Ink Cartridges	49453	11/13/2017	
FINANCIAL SERVICES LLC			11/29/2017	
PO BOX 371887	PITBOWCR		11/13/2017	0.00
PITTSBURGH	HSB	77180	11/24/2017	0.00
PA 15250-7887	1005807283			161.10

GL Number	Description	Invoice Amount	Amount Relieved
10-10-8202.000	Office Supplies	161.10	0.00

Check No.	77180	Total:	161.10
Total for	PITNEY BOWES GLOBAL		161.10

REINDERS	Oil	49392	11/09/2017	
			11/29/2017	
PO BOX 78955	REINDERS		11/09/2017	0.00
MILWAUKEE	HSB	77181	11/24/2017	0.00
WI 53278-0955	1713961			83.79

GL Number	Description	Invoice Amount	Amount Relieved
94-40-8416.000	Equipment O/M/R	83.79	0.00

Check No.	77181	Total:	83.79
Total for	REINDERS		83.79

REPROGRAPHICS	Copies Autumn Ridge	49424	11/16/2017	
			11/29/2017	
26 CRYSTAL LAKE PLAZA	REPROG		11/16/2017	0.00
CRYSTAL LAKE	HSB	77182	11/24/2017	0.00
IL 60014	659510			66.60

GL Number	Description	Invoice Amount	Amount Relieved
10-24-8201.000	Printed/Printed Materials	66.60	0.00

Check No.	77182	Total:	66.60
Total for	REPROGRAPHICS		66.60

SAM'S CLUB CREDIT	Supplies	49446	11/02/2017	
			11/29/2017	
PO BOX 530981	SAMCLUR		11/02/2017	0.00
ATLANTA	HSB	77183	11/24/2017	0.00
GA 30353-0981	110217			224.13

GL Number	Description	Invoice Amount	Amount Relieved
94-00-1470.000	Food & Beverage Inventory	170.06	0.00

INVOICE APPROVAL LIST REPORT - DETAIL WITH GL DIST

Date: 11/22/2017
 Time: 3:15 pm
 Page: 11

VILLAGE OF LAKEWOOD

Vendor Name	Invoice Description1	Ref No.	Discount Date	
Vendor Name Line 2	Invoice Description2	PO No.	Pay Date	
Vendor Address	Vendor Number		Due Date	Taxes Withheld
City	Bank	Check No.	Check Date	Discount Amount
State/Province Zip/Postal	Invoice Number			Check Amount
94-35-8207.000	Cleaning Supplies	18.73	0.00	
94-35-8222.000	Paper Products	17.48	0.00	
94-45-8202.000	Office Supplies	17.86	0.00	

Check No.	77183	Total:	224.13
Total for	SAM'S CLUB CREDIT		224.13

Vendor Name	Invoice Description1	Ref No.	Discount Date	
Vendor Name Line 2	Invoice Description2	PO No.	Pay Date	
Vendor Address	Vendor Number		Due Date	Taxes Withheld
City	Bank	Check No.	Check Date	Discount Amount
State/Province Zip/Postal	Invoice Number			Check Amount
SHERMAN MECHANICAL, INC.	Heater Repairs PW	49405	11/08/2017	
1075 Alexander Court	SHEMEC		11/29/2017	0.00
Cary	HSB	77184	11/24/2017	0.00
IL 60013-1891	W21818			542.38

GL Number	Description	Invoice Amount	Amount Relieved
10-21-8414.000	Building Maintenance & Repairs	542.38	0.00

Check No.	77184	Total:	542.38
Total for	SHERMAN MECHANICAL, INC.		542.38

Vendor Name	Invoice Description1	Ref No.	Discount Date	
Vendor Name Line 2	Invoice Description2	PO No.	Pay Date	
Vendor Address	Vendor Number		Due Date	Taxes Withheld
City	Bank	Check No.	Check Date	Discount Amount
State/Province Zip/Postal	Invoice Number			Check Amount
STEINER ELECTRIC CO.	WTP Bldg Fuses	49418	11/01/2017	
2665 PAYSHERE CIRCLE	STEELE		11/29/2017	0.00
CHICAGO	HSB	77185	11/24/2017	0.00
IL 60674	S005864633.001			3.50

GL Number	Description	Invoice Amount	Amount Relieved
60-25-8214.000	Building O/M/R Supplies	3.50	0.00

Check No.	77185	Total:	3.50
Total for	STEINER ELECTRIC CO.		3.50

Vendor Name	Invoice Description1	Ref No.	Discount Date	
Vendor Name Line 2	Invoice Description2	PO No.	Pay Date	
Vendor Address	Vendor Number		Due Date	Taxes Withheld
City	Bank	Check No.	Check Date	Discount Amount
State/Province Zip/Postal	Invoice Number			Check Amount
STRAND ASSOCIATES	Prof Svcs East Sewer	49416	09/13/2017	
910 WEST WINGRA DR	STRAND		11/29/2017	0.00
MADISON	HSB	77186	09/13/2017	0.00
WI 53715	0132092		11/24/2017	4,289.18

GL Number	Description	Invoice Amount	Amount Relieved
80-21-8435.000	Engineering Services	4,289.18	0.00

Check No.	77186	Total:	4,289.18
Total for	STRAND ASSOCIATES		4,289.18

Vendor Name	Invoice Description1	Ref No.	Discount Date	
Vendor Name Line 2	Invoice Description2	PO No.	Pay Date	
Vendor Address	Vendor Number		Due Date	Taxes Withheld
City	Bank	Check No.	Check Date	Discount Amount
State/Province Zip/Postal	Invoice Number			Check Amount
TEXTCASTER	Annual Service	49404	11/01/2017	
P.O BOX 12003	TEXCAS		11/29/2017	0.00
KANSAS CITY	HSB	77187	11/01/2017	0.00
MO 64152	20270		11/24/2017	950.00

GL Number	Description	Invoice Amount	Amount Relieved
10-15-8430.000	Computer Services	950.00	0.00

Check No.	77187	Total:	950.00
Total for	TEXTCASTER		950.00

INVOICE APPROVAL LIST REPORT - DETAIL WITH GL DIST

Date: 11/22/2017

Time: 3:15 pm

Page: 12

VILLAGE OF LAKEWOOD

Vendor Name	Invoice Description1	Ref No.	Discount Date	
Vendor Name Line 2	Invoice Description2	PO No.	Pay Date	
Vendor Address	Vendor Number		Due Date	Taxes Withheld
City	Bank	Check No.	Check Date	Discount Amount
State/Province Zip/Postal	Invoice Number			Check Amount

THOMAS DODGE	2018 Dodge Squad	49433	11/14/2017	
			11/29/2017	
9604 INDIANAPOLIS BLVD	THODOD		11/14/2017	0.00
HIGHLAND	HSB	77188	11/24/2017	0.00
IN 46322	111417			23,107.00

GL Number	Description	Invoice Amount	Amount Relieved
30-00-8650.150	Vehicles Police	23,107.00	0.00

Check No.	77188	Total:	23,107.00
Total for	THOMAS DODGE		23,107.00

TITLEIST DRAWER CS	Shoes	49417	11/06/2017	
Acushnet Company			11/29/2017	
P.O. BOX 88112	TITLEIST		11/06/2017	0.00
CHICAGO	HSB	77189	11/24/2017	0.00
IL 60695-1112	904973652			129.93

GL Number	Description	Invoice Amount	Amount Relieved
94-00-1460.000	Pro Shop Inventory	132.43	0.00
94-00-1461.000	Pro Shop Inventory, Discounts	-2.50	0.00

TITLEIST DRAWER CS	Wedge	49445	11/13/2017	
Acushnet Company			11/29/2017	
P.O. BOX 88112	TITLEIST		11/13/2017	0.00
CHICAGO	HSB	77189	11/24/2017	0.00
IL 60695-1112	904997497			93.25

GL Number	Description	Invoice Amount	Amount Relieved
94-00-1460.000	Pro Shop Inventory	94.93	0.00
94-00-1461.000	Pro Shop Inventory, Discounts	-1.68	0.00

Check No.	77189	Total:	223.18
Total for	TITLEIST DRAWER CS		223.18

TOBG ENGRAVING	Name Plate	49422	11/17/2017	
			11/29/2017	
6209 NORTHWEST HWY	TOBGENG		11/17/2017	0.00
CRYSTAL LAKE	HSB	77190	11/24/2017	0.00
IL 60014	14853			7.00

GL Number	Description	Invoice Amount	Amount Relieved
10-10-8202.000	Office Supplies	7.00	0.00

Check No.	77190	Total:	7.00
Total for	TOBG ENGRAVING		7.00

UNITED LABORATORIES	Chemicals	49457	11/13/2017	
			11/29/2017	
P.O. BOX 410	UNILAB		11/13/2017	0.00
ST. CHARLES	HSB	77191	11/24/2017	0.00
IL 60174-0410	INV206949			339.80

GL Number	Description	Invoice Amount	Amount Relieved
60-25-8223.000	Chemicals	169.90	0.00
60-28-8223.000	Chemicals	169.90	0.00

INVOICE APPROVAL LIST REPORT - DETAIL WITH GL DIST

Date: 11/22/2017

Time: 3:15 pm

Page: 13

VILLAGE OF LAKEWOOD

Vendor Name	Invoice Description1	Ref No.	Discount Date	
Vendor Name Line 2	Invoice Description2	PO No.	Pay Date	
Vendor Address	Vendor Number		Due Date	Taxes Withheld
City	Bank	Check No.	Check Date	Discount Amount
State/Province Zip/Postal	Invoice Number			Check Amount

Check No.	77191	Total:	339.80
Total for	UNITED LABORATORIES		339.80

USA BLUE BOOK-HD SUPPLY	Flashlight	49396	11/08/2017	
USA BLUE BOOK			11/29/2017	
P.O. BOX 9004	USABLU		11/08/2017	0.00
GURNEE	HSB	77192	11/24/2017	0.00
IL 60031-9004	414867			62.44

GL Number	Description	Invoice Amount	Amount Relieved
10-21-8226.000	Small Tools	62.44	0.00

Check No.	77192	Total:	62.44
Total for	USA BLUE BOOK-HD SUPPLY		62.44

WAGE WORKS	Mthly Premium	49410	11/01/2017	
			11/29/2017	
PO BOX 8363	WAGWOR		11/01/2017	0.00
PASADENA	HSB	77193	11/24/2017	0.00
CA 91109-8363	1017-TR42093			38.00

GL Number	Description	Invoice Amount	Amount Relieved
10-10-8175.000	Employee Programs	38.00	0.00

Check No.	77193	Total:	38.00
Total for	WAGE WORKS		38.00

WATER ONE	Water	49411	11/16/2017	
			11/29/2017	
960 MUIRFIELD DRIVE	WATONE		11/16/2017	0.00
HANOVER PARK	HSB	77194	11/24/2017	0.00
IL 60133	49880TG			25.00

GL Number	Description	Invoice Amount	Amount Relieved
10-10-8490.000	Contractual Services - NEC	25.00	0.00

WATER ONE	Water	49412	11/16/2017	
			11/29/2017	
960 MUIRFIELD DRIVE	WATONE		11/16/2017	0.00
HANOVER PARK	HSB	77194	11/24/2017	0.00
IL 60133	79861TG			6.25

GL Number	Description	Invoice Amount	Amount Relieved
10-21-8490.000	Contractual Services - NEC	3.25	0.00
60-00-8490.000	Contractual Services - NEC	3.00	0.00

Check No.	77194	Total:	31.25
Total for	WATER ONE		31.25

ZUKOWSKI, ROGERS, FLOOD & MCARDLE	October Legal	49444	11/20/2017	
			11/29/2017	
50 VIRGINIA STREET	ZUKROG		11/20/2017	0.00
CRYSTAL LAKE	HSB	77195	11/24/2017	0.00
IL 60014	128613			4,368.75

GL Number	Description	Invoice Amount	Amount Relieved
-----------	-------------	----------------	-----------------

INVOICE APPROVAL LIST REPORT - DETAIL WITH GL DIST

Date: 11/22/2017

Time: 3:15 pm

Page: 14

VILLAGE OF LAKEWOOD

Vendor Name	Invoice Description1	Ref No.	Discount Date	
Vendor Name Line 2	Invoice Description2	PO No.	Pay Date	
Vendor Address	Vendor Number		Due Date	Taxes Withheld
City	Bank	Check No.	Check Date	Discount Amount
State/Province Zip/Postal	Invoice Number			Check Amount

10-10-8450.000	Legal Services	3,150.00	0.00	
10-15-8450.000	Legal Services	1,218.75	0.00	

ZUKOWSKI, ROGERS, FLOOD & MCARDLE	Taylor Morrison	49454	09/08/2017	
50 VIRGINIA STREET	ZUKROG		11/29/2017	
CRYSTAL LAKE	HSB		09/08/2017	0.00
IL 60014	127532	77195	11/24/2017	0.00
				3,688.80

GL Number	Description	Invoice Amount	Amount Relieved	
95-00-2485.000	Developer Deposits	3,688.80	0.00	

ZUKOWSKI, ROGERS, FLOOD & MCARDLE	Taylor Morrison	49455	10/17/2017	
50 VIRGINIA STREET	ZUKROG		11/29/2017	
CRYSTAL LAKE	HSB		10/17/2017	0.00
IL 60014	128360	77195	11/24/2017	0.00
				81.25

GL Number	Description	Invoice Amount	Amount Relieved	
95-00-2485.000	Developer Deposits	81.25	0.00	

ZUKOWSKI, ROGERS, FLOOD & MCARDLE	Taylor Morrison	49456	10/31/2017	
50 VIRGINIA STREET	ZUKROG		11/29/2017	
CRYSTAL LAKE	HSB		10/31/2017	0.00
IL 60014	128614	77195	11/24/2017	0.00
				1,787.50

GL Number	Description	Invoice Amount	Amount Relieved	
95-00-2485.000	Developer Deposits	1,787.50	0.00	

Check No.	77195	Total:	9,926.30
Total for	ZUKOWSKI, ROGERS, FLOOD &		9,926.30

Total Invoices:	71	Grand Total:	151,849.81
		Less Credit Memos:	0.00
		Net Total:	151,849.81
		Less Hand Check Total:	0.00
		Outstanding Invoice Total:	151,849.81

INVOICE APPROVAL LIST BY FUND REPORT

Date: 11/22/2017
 Time: 2:03 pm
 Page: 1

VILLAGE OF LAKEWOOD

Fund/Dept/Acct	Vendor Name	Invoice #	Invoice Desc.	Check #	Due Date	Posting Date	Amount
Fund: 10 General Fund							
Dept: 10 Administration							
10-10-8175.000	Employee Program WAGE WORKS	1017-TR42093	Mthly Premium	0	11/01/2017	11/24/2017	38.00
							38.00
10-10-8202.000	Office Supplies PITNEY BOWES GLOBAL TOBG ENGRAVING	1005807283 14853	Ink Cartridges Name Plate	0 0	11/13/2017 11/17/2017	11/24/2017 11/24/2017	161.10 7.00
							168.10
10-10-8430.000	Computer Service: LEADING IT SOLUTIONS	22476WC	Monthly Service	0	11/01/2017	11/24/2017	264.00
							264.00
10-10-8433.000	Janitorial Service KRYSTAL KLEEN KRYSTAL KLEEN	772 771	Cleaning November Cleaning October	0 0	11/14/2017 11/14/2017	11/24/2017 11/24/2017	150.00 187.50
							337.50
10-10-8440.000	Telephone CALL ONE	111517	Mthly Srvc	0	11/15/2017	11/24/2017	194.87
							194.87
10-10-8450.000	Legal Services ZUKOWSKI, ROGERS, FLOO	128613	October Legal	0	11/20/2017	11/24/2017	3,150.00
							3,150.00
10-10-8490.000	Contractual Servic WATER ONE	49860TG	Water	0	11/16/2017	11/24/2017	25.00
							25.00
10-10-8495.000	Dues & Subscripti ILCMA ILLINOIS MUNICIPAL LEAGU MUNICIPAL CLERKS OF IL	112017 112117 112117	Membership- Smith 2018 Membership Membership-Hansen	0 0 0	11/20/2017 11/21/2017 11/21/2017	11/24/2017 11/24/2017 11/24/2017	218.90 450.00 55.00
							723.90
Total Dept. Administration:							4,901.37
Dept: 15 Police Department							
10-15-8430.000	Computer Service: LEADING IT SOLUTIONS TEXTCASTER	22476WC 20270	Monthly Service Annual Service	0 0	11/01/2017 11/01/2017	11/24/2017 11/24/2017	88.00 950.00
							1,038.00
10-15-8440.000	Telephone CALL ONE	111517	Mthly Srvc	0	11/15/2017	11/24/2017	231.55
							231.55
10-15-8450.000	Legal Services ZUKOWSKI, ROGERS, FLOO	128613	October Legal	0	11/20/2017	11/24/2017	1,218.75
							1,218.75
Total Dept. Police Department:							2,488.30
Dept: 21 Public Works Departme							
10-21-8212.000	Street Lights M/R : COM ED COM ED COM ED COM ED	111017 111017 111017 111017	Street Lights Act0513171107 Street Lights Act0513171107 Street Lights Act0513171107 Street Lights Act0513171107	0 0 0 0	11/10/2017 11/10/2017 11/10/2017 11/10/2017	11/24/2017 11/24/2017 11/24/2017 11/24/2017	14.50 0.83 12.01 14.08
							41.42

INVOICE APPROVAL LIST BY FUND REPORT

Date: 11/22/2017
 Time: 2:03 pm
 Page: 2

VILLAGE OF LAKEWOOD

Fund/Dept/Acct	Vendor Name	Invoice #	Invoice Desc.	Check #	Due Date	Posting Date	Amount
10-21-8214.000	Building O/M/R Su MENARDS	53378	Filters, Light Bulbs	0	11/08/2017	11/24/2017	55.94
							<u>55.94</u>
10-21-8215.000	Vehicle O/M/R Sup NAPA -AUTO PARTS	967180	Wiper Blades	0	11/09/2017	11/24/2017	25.96
							<u>25.96</u>
10-21-8216.000	Equipment O/M/R BONNELL INDUSTRIES, INC.	0176745-IN	Auger	0	11/13/2017	11/24/2017	578.95
							<u>578.95</u>
10-21-8217.000	Grounds M/R Supp MENARDS	53521	Rafters,Cleaning Supplies	0	11/09/2017	11/24/2017	19.92
							<u>19.92</u>
10-21-8226.000	Small Tools USA BLUE BOOK-HD SUPPL	414867	Flashlight	0	11/08/2017	11/24/2017	62.44
							<u>62.44</u>
10-21-8230.000	Snow & Ice Contrc COMPASS MINERALS AMER	114484	109.79 TN Salt	0	11/10/2017	11/24/2017	5,057.36
							<u>5,057.36</u>
10-21-8250.000	Bituminous Patch GESKE & SONS, INC.	39355	1.14TN HMA Surface	0	11/09/2017	11/24/2017	61.56
							<u>61.56</u>
10-21-8414.000	Building Maintenar SHERMAN MECHANICAL, INC	W21818	Heater Repairs PW	0	11/08/2017	11/24/2017	542.38
							<u>542.38</u>
10-21-8415.000	Vehicle Maintenan DSD TECHNOLOGIES, INC.	00002852	Brakes F550	0	11/06/2017	11/24/2017	774.36
							<u>774.36</u>
10-21-8418.000	Tree Maint. & Purc FJR TREE SERVICE, INC.	5243	Remove 3 Tree Prune 2	0	11/07/2017	11/24/2017	650.00
							<u>650.00</u>
10-21-8430.000	Computer Service: LEADING IT SOLUTIONS	22476WC	Monthly Service	0	11/01/2017	11/24/2017	88.00
							<u>88.00</u>
10-21-8435.000	Engineering Servic BAXTER & WOODMAN, INC. BAXTER & WOODMAN, INC.	0195565 0196118	Wilke Spc Use Ord Brighton Oaks Const Srvcs	0 0	10/20/2017 11/17/2017	11/24/2017 11/24/2017	75.00 2,197.47
							<u>2,272.47</u>
10-21-8490.000	Contractual Servic WATER ONE	79861TG	Water	0	11/16/2017	11/24/2017	3.25
							<u>3.25</u>
Total Dept. Public Works Department:							10,234.01
Dept: 24 Building Department							
10-24-8201.000	Printing/Printed M: REPROGRAPHICS	659510	Copies Autumn Ridge	0	11/16/2017	11/24/2017	66.60
							<u>66.60</u>
10-24-8430.000	Computer Service: LEADING IT SOLUTIONS	22476WC	Monthly Service	0	11/01/2017	11/24/2017	88.00
							<u>88.00</u>
10-24-8435.035	Engineering-Storr						

INVOICE APPROVAL LIST BY FUND REPORT

Date: 11/22/2017
 Time: 2:03 pm
 Page: 4

VILLAGE OF LAKEWOOD

Fund/Dept/Acct	Vendor Name	Invoice #	Invoice Desc.	Check #	Due Date	Posting Date	Amount
60-00-8435.000	Engineering Servis						
	BAXTER & WOODMAN, INC.	0195561	Gnrl Eng FY2018	0	10/20/2017	11/24/2017	628.75
	BAXTER & WOODMAN, INC.	0196112	Gnrl Eng FY2018	0	11/17/2017	11/24/2017	5,150.35
							<u>5,779.10</u>
60-00-8440.000	Telephone						
	CALL ONE	111517	Mthly Srvc	0	11/15/2017	11/24/2017	470.42
							<u>470.42</u>
60-00-8490.000	Contractual Servis						
	WATER ONE	79861TG	Water	0	11/16/2017	11/24/2017	3.00
							<u>3.00</u>
60-00-8701.000	Principal Payment						
	ILLINOIS EPA	101717	East Sewer Loan	0	10/17/2017	11/24/2017	2,653.28
							<u>2,653.28</u>
							Total Dept. Non-Department: 9,806.24
Dept: 25 Water Department							
60-25-8214.000	Building O/M/R Su						
	MENARDS	53521	Rafters,Cleaning Supplies	0	11/09/2017	11/24/2017	106.46
	STEINER ELECTRIC CO.	S005864633.001	WTP Bldg Fuses	0	11/01/2017	11/24/2017	3.50
							<u>109.96</u>
60-25-8223.000	Chemicals						
	HAWKINS, INC.	4177744	Tower 1 Chlorine	0	10/30/2017	11/24/2017	136.50
	UNITED LABORATORIES	INV206949	Chemicals	0	11/13/2017	11/24/2017	169.90
							<u>306.40</u>
60-25-8439.000	Electricity						
	DIRECT ENERGY BUSINESS	173100032750563	WTP	0	11/06/2017	11/24/2017	594.25
							<u>594.25</u>
60-25-8620.000	Equipment						
	CONCENTRIC INTEGRATION	0196113	Well 1	0	11/17/2017	11/24/2017	2,109.35
							<u>2,109.35</u>
							Total Dept. Water Department: 3,119.96
Dept: 28 Sewer Department							
60-28-8216.000	Equipment O/M/R						
	MENARDS	53521	Rafters,Cleaning Supplies	0	11/09/2017	11/24/2017	159.75
							<u>159.75</u>
60-28-8223.000	Chemicals						
	UNITED LABORATORIES	INV206949	Chemicals	0	11/13/2017	11/24/2017	169.90
							<u>169.90</u>
60-28-8420.000	Sanitary Sewer O/						
	BENCHMARK SALES & SERV	17-1138	Lake Ave Lift Repairs	0	10/23/2017	11/24/2017	4,600.00
							<u>4,600.00</u>
60-28-8439.000	Electricity						
	COMED	110917	Sunset Lift Act4307805003	0	11/09/2017	11/24/2017	67.29
	DIRECT ENERGY BUSINESS	173170032824439	WWTP	0	11/13/2017	11/24/2017	2,414.26
	DIRECT ENERGY BUSINESS	173170032824440	Tower 1	0	11/13/2017	11/24/2017	516.10
							<u>2,997.65</u>
							Total Dept. Sewer Department: 7,927.30
							I Fund Lakewood Utilities: 20,853.50

Fund: 62 LWU Capital Improveme

INVOICE APPROVAL LIST BY FUND REPORT

Date: 11/22/2017
 Time: 2:03 pm
 Page: 5

VILLAGE OF LAKEWOOD

Fund/Dept/Acct	Vendor Name	Invoice #	Invoice Desc.	Check #	Due Date	Posting Date	Amount
Dept: 00 Non-Department							
62-00-8435.000	Engineering Serv						
	BAXTER & WOODMAN, INC.	0195564	Haligus Elevated Tank Repaint	0	10/20/2017	11/24/2017	1,387.50
	BAXTER & WOODMAN, INC.	0196114	Haligus Elevated Tank Paint	0	11/17/2017	11/24/2017	11,261.65
							<u>12,649.15</u>
							Total Dept. Non-Department: 12,649.15
							NU Capital Improvements: 12,649.15
Fund: 80 East Sewer Fund							
Dept: 21 Public Works Department							
80-21-8435.000	Engineering Serv						
	STRAND ASSOCIATES	0132092	Prof Srvc East Sewer	0	09/13/2017	11/24/2017	4,289.18
							<u>4,289.18</u>
							Total Dept. Public Works Department: 4,289.18
							Total Fund East Sewer Fund: 4,289.18
Fund: 92 Lake Patrol Fund							
Dept: 00 Non-Department							
92-00-8205.000	Decal Printing						
	CITY OF CRYSTAL LAKE	0017676	Boat Decals 2017-2018	0	11/15/2017	11/24/2017	415.50
							<u>415.50</u>
							Total Dept. Non-Department: 415.50
							Total Fund Lake Patrol Fund: 415.50
Fund: 94 Golf Course Fund							
Dept: 00 Non-Department							
94-00-1460.000	Pro Shop Inventor						
	TITLEIST DRAWER CS	904973652	Shoes	0	11/06/2017	11/24/2017	132.43
	TITLEIST DRAWER CS	904997497	Wedge	0	11/13/2017	11/24/2017	94.93
							<u>227.36</u>
94-00-1461.000	Pro Shop Inventor						
	TITLEIST DRAWER CS	904973652	Shoes	0	11/06/2017	11/24/2017	-2.50
	TITLEIST DRAWER CS	904997497	Wedge	0	11/13/2017	11/24/2017	-1.68
							<u>-4.18</u>
94-00-1470.000	Food & Beverage						
	SAM'S CLUB CREDIT	110217	Supplies	0	11/02/2017	11/24/2017	170.06
							<u>170.06</u>
							Total Dept. Non-Department: 393.24
Dept: 35 Food & Beverage Depart							
94-35-8207.000	Cleaning Supplies						
	SAM'S CLUB CREDIT	110217	Supplies	0	11/02/2017	11/24/2017	18.73
							<u>18.73</u>
94-35-8222.000	Paper Products						
	SAM'S CLUB CREDIT	110217	Supplies	0	11/02/2017	11/24/2017	17.48
							<u>17.48</u>
							Total Dept. Food & Beverage Department: 36.21
Dept: 40 Course Maintenance De							
94-40-8305.000	Other, Maintenanc						
	JOSEPH D. FOREMAN & CO	321383	Animal Guard	0	11/13/2017	11/24/2017	22.50
	MCMASER-CARR SUPPLY	50193902	Tarps	0	11/09/2017	11/24/2017	84.40

INVOICE APPROVAL LIST BY FUND REPORT

Date: 11/22/2017
 Time: 2:03 pm
 Page: 6

VILLAGE OF LAKEWOOD

Fund/Dept/Acct	Vendor Name	Invoice #	Invoice Desc.	Check #	Due Date	Posting Date	Amount
							106.90
94-40-8414.000	Building Maintenan MENARDS	53377	Runner, Trim	0	11/08/2017	11/24/2017	56.04
							56.04
94-40-8416.000	Equipment O/M/R REINDERS	1713961	Oil	0	11/09/2017	11/24/2017	83.79
							83.79
94-40-8440.000	Telephone CALL ONE	111517	Mthly Srvc	0	11/15/2017	11/24/2017	38.60
							38.60
pt. Course Maintenance Department:							285.33
Dept: 45 General & Administrative							
94-45-8202.000	Office Supplies SAM'S CLUB CREDIT	110217	Supplies	0	11/02/2017	11/24/2017	17.86
							17.86
94-45-8430.000	Computer Service: LEADING IT SOLUTIONS	22476WC	Monthly Service	0	11/01/2017	11/24/2017	88.00
							88.00
94-45-8439.000	Electricity COMED	110917B	RedTail Act2003050004	0	11/09/2017	11/24/2017	338.23
	COMED	110617C	RedTail Act3128635006	0	11/06/2017	11/24/2017	335.54
	DIRECT ENERGY BUSINESS	173170032824441	RedTail	0	11/13/2017	11/24/2017	1,248.57
							1,922.34
94-45-8440.000	Telephone COMCAST	110517	Mthly Srvc	0	11/05/2017	11/24/2017	234.65
							234.65
94-45-8447.000	Cable TV COMCAST	110517	Mthly Srvc	0	11/05/2017	11/24/2017	90.14
							90.14
Dept. General & Administrative Dept:							2,352.99
al Fund Golf Course Fund:							3,067.77
Fund: 95 Agency Fund							
Dept: 00 Non-Department							
95-00-2485.000	Developer Deposit BAXTER & WOODMAN, INC.	0195563	Vacate Easement The Reserves	0	10/20/2017	11/24/2017	112.50
	BAXTER & WOODMAN, INC.	0196110	Cambria Utility Modify	0	11/17/2017	11/24/2017	1,575.00
	ZUKOWSKI, ROGERS, FLOO	127532	Taylor Morrison	0	09/08/2017	11/24/2017	3,688.80
	ZUKOWSKI, ROGERS, FLOO	128360	Taylor Morrison	0	10/17/2017	11/24/2017	81.25
	ZUKOWSKI, ROGERS, FLOO	128614	Taylor Morrison	0	10/31/2017	11/24/2017	1,787.50
							7,245.05
Total Dept. Non-Department:							7,245.05
Total Fund Agency Fund:							7,245.05
Grand Total:							151,849.81

Village of Lakewood

Accounts Payable
Pre-paid Invoices for November 2017

Summary by Fund and Department

<u>Fund</u>	<u>Amount</u>
10 General Fund	\$3,044.29
60 Lakewood Utilities	\$598.47
94 RedTail	\$12,515.00
95 Agency Fund	\$700.00
Total All Funds	\$16,857.76

INVOICE APPROVAL LIST REPORT - DETAIL WITH GL DIST

November 30, 2017

Date: 12/04/2017

Time: 12:53 pm

Page: 1

VILLAGE OF LAKEWOOD

Vendor Name	Invoice Description1	Ref No.	Discount Date	
Vendor Name Line 2	Invoice Description2	PO No.	Pay Date	
Vendor Address	Vendor Number		Due Date	Taxes Withheld
City	Bank	Check No.	Check Date	Discount Amount
State/Province Zip/Postal	Invoice Number			Check Amount

CEDAR ROOFING COMPANY, LLC	Refund Bond	49468	11/01/2017	
			11/30/2017	
27820 N. IRMA LEE CIRCLE	CEDROO		11/01/2017	0.00
LAKE FOREST	HSB	77033	11/01/2017	0.00
IL 60045	110117			100.00

GL Number	Description	Invoice Amount	Amount Relieved	
95-00-2492.000	Cash Performance Bond	100.00	0.00	
		Check No. 77033	Total:	100.00 H

CEDAR ROOFING COMPANY, LLC	Refund Bond	49462	11/20/2017	
			11/30/2017	
27820 N. IRMA LEE CIRCLE	CEDROO		11/20/2017	0.00
LAKE FOREST	HSB	77149	11/20/2017	0.00
IL 60045	111617			100.00

GL Number	Description	Invoice Amount	Amount Relieved	
95-00-2492.000	Cash Performance Bond	100.00	0.00	
		Check No. 77149	Total:	100.00 H
		Total for CEDAR ROOFING COMPANY, LLC		200.00

CLEMEN ROOFING, INC	Refund Bond	49473	11/01/2017	
			11/30/2017	
6209 SCOTT LANE	CLEROO		11/01/2017	0.00
CRYSTAL LAKE	HSB	77009	11/01/2017	0.00
IL 60014	110117			100.00

GL Number	Description	Invoice Amount	Amount Relieved	
95-00-2492.000	Cash Performance Bond	100.00	0.00	
		Check No. 77009	Total:	100.00 H
		Total for CLEMEN ROOFING, INC		100.00

HOGAN EXTERIORS, INC	Refund Bond	49472	10/31/2017	
			11/30/2017	
820 MCARDLE DR	HOGEXT		10/31/2017	0.00
CRYSTAL LAKE	HSB	77029	11/09/2017	0.00
IL 60014	103117D			100.00

GL Number	Description	Invoice Amount	Amount Relieved	
95-00-2492.000	Cash Performance Bond	100.00	0.00	
		Check No. 77029	Total:	100.00 H

HOGAN EXTERIORS, INC	Refund Bond	49471	10/31/2017	
			11/30/2017	
820 MCARDLE DR	HOGEXT		10/31/2017	0.00
CRYSTAL LAKE	HSB	77030	11/09/2017	0.00
IL 60014	103117C			100.00

GL Number	Description	Invoice Amount	Amount Relieved	
95-00-2492.000	Cash Performance Bond	100.00	0.00	
		Check No. 77030	Total:	100.00 H

INVOICE APPROVAL LIST REPORT - DETAIL WITH GL DIST

November 30, 2017

Date: 12/04/2017

Time: 12:53 pm

Page: 2

VILLAGE OF LAKEWOOD

Vendor Name	Invoice Description1	Ref No.	Discount Date	
Vendor Name Line 2	Invoice Description2	PO No.	Pay Date	
Vendor Address	Vendor Number		Due Date	Taxes Withheld
City	Bank	Check No.	Check Date	Discount Amount
State/Province Zip/Postal	Invoice Number			Check Amount

HOGAN EXTERIORS, INC	Refund Bond	49470	10/31/2017	
			11/30/2017	
820 MCARDLE DR	HOGEXT		10/31/2017	0.00
CRYSTAL LAKE	HSB	77031	11/09/2017	0.00
IL 60014	103117B			100.00

GL Number	Description	Invoice Amount	Amount Relieved
95-00-2492.000	Cash Performance Bond	100.00	0.00

Check No. 77031 Total: 100.00 H

HOGAN EXTERIORS, INC	Refund Bond	49469	10/31/2017	
			11/30/2017	
820 MCARDLE DR	HOGEXT		10/31/2017	0.00
CRYSTAL LAKE	HSB	77032	11/09/2017	0.00
IL 60014	103117			100.00

GL Number	Description	Invoice Amount	Amount Relieved
95-00-2492.000	Cash Performance Bond	100.00	0.00

Check No. 77032 Total: 100.00 H

Total for HOGAN EXTERIORS, INC 400.00

LIGHTHOUSE CUSTOM BUILDERS	Overpayment of Permit Lot 25	49460	11/20/2017	
	Hidden Lakes		11/30/2017	
PO BOX 1049	LIGCUS		11/20/2017	0.00
SAINT CHARLES	HSB	77150	11/20/2017	0.00
IL 60174	112017			3.00

GL Number	Description	Invoice Amount	Amount Relieved
10-24-8437.000	Inspection Services	3.00	0.00

Check No. 77150 Total: 3.00 H

Total for LIGHTHOUSE CUSTOM BUILDERS 3.00

LOGIN IACP NET	Annual Billing 10/6/17-10/5/18	49464	10/04/2017	
			11/30/2017	
2101 WOODDALE DRIVE	LOGINIACP		10/04/2017	0.00
SAINT PAUL	HSB	77147	11/14/2017	0.00
MN 55125	30912			275.00

GL Number	Description	Invoice Amount	Amount Relieved
10-10-8495.000	Dues & Subscriptions	275.00	0.00

Check No. 77147 Total: 275.00 H

Total for LOGIN IACP NET 275.00

NEWMARK CORPORATION	Trench Grates	49475	11/06/2017	
			11/30/2017	
5621 RABY ROAD	NEWCOR		11/06/2017	0.00
NORFOLK	HSB	77028	11/06/2017	0.00
VA 23502	119609			1,482.00

GL Number	Description	Invoice Amount	Amount Relieved
10-21-8214.000	Building O/M/R Supplies	1,482.00	0.00

Check No. 77028 Total: 1,482.00 H

INVOICE APPROVAL LIST REPORT - DETAIL WITH GL DIST

November 30, 2017

Date: 12/04/2017

Time: 12:53 pm

Page: 3

VILLAGE OF LAKEWOOD

Vendor Name	Invoice Description1	Ref No.	Discount Date	
Vendor Name Line 2	Invoice Description2	PO No.	Pay Date	
Vendor Address	Vendor Number		Due Date	Taxes Withheld
City	Bank	Check No.	Check Date	Discount Amount
State/Province	Zip/Postal	Invoice Number		Check Amount

Total for NEWMARK CORPORATION 1,482.00

PHILLIPPI CONSTRUCTION LLC	Down Payment for Siding	49466	11/03/2017	
	Redtail Clubhouse		11/30/2017	
	PHICON		11/03/2017	0.00
	HSB	77011	11/03/2017	0.00
	110317			11,015.00

GL Number	Description	Invoice Amount	Amount Relieved
94-50-8682.000	Other Capital Improvements	11,015.00	0.00

Check No. 77011 Total: 11,015.00 H
 Total for PHILLIPPI CONSTRUCTION LLC 11,015.00

REV TECH PLUS LLC	Advertisement	49463	11/01/2017	
			11/30/2017	
8401 CLAUDE THOMAS ROAD	REVTEC		11/01/2017	0.00
FRANKLIN	HSB	77144	11/14/2017	0.00
OH 45005	1687			1,500.00

GL Number	Description	Invoice Amount	Amount Relieved
94-45-8456.000	Advertising	1,500.00	0.00

Check No. 77144 Total: 1,500.00 H
 Total for REV TECH PLUS LLC 1,500.00

ROUTE 12 AUTO PARTS	Rack & Power Steering Pump	49476	11/17/2017	
	Squad 96		11/30/2017	
	ROU12		11/17/2017	0.00
	HSB	77148	11/20/2017	0.00
	28933			650.00

GL Number	Description	Invoice Amount	Amount Relieved
10-15-8415.000	Vehicle Maintenance & Repair	650.00	0.00

Check No. 77148 Total: 650.00 H
 Total for ROUTE 12 AUTO PARTS 650.00

BRYAN RUDDEN	Uniform Reimburse	49474	11/13/2017	
			11/30/2017	
	RUDBRY		11/13/2017	0.00
	HSB	77143	11/13/2017	0.00
	111317			116.93

GL Number	Description	Invoice Amount	Amount Relieved
10-21-8251.000	Wearing Apparel	58.46	0.00
60-00-8251.000	Wearing Apparel	58.47	0.00

Check No. 77143 Total: 116.93 H
 Total for BRYAN RUDDEN 116.93

INVOICE APPROVAL LIST REPORT - DETAIL WITH GL DIST

November 30, 2017

Date: 12/04/2017

Time: 12:53 pm

Page: 4

VILLAGE OF LAKEWOOD

Vendor Name	Invoice Description1	Ref No.	Discount Date	
Vendor Name Line 2	Invoice Description2	PO No.	Pay Date	
Vendor Address	Vendor Number		Due Date	Taxes Withheld
City	Bank	Check No.	Check Date	Discount Amount
State/Province Zip/Postal	Invoice Number			Check Amount

SAM'S CLUB CREDIT	Supplies	49465	11/10/2017	
			11/30/2017	
PO BOX 530981	SAMCLUV		11/10/2017	0.00
ATLANTA	HSB	77090	11/10/2017	0.00
GA 30353-0981	111017			31.89

GL Number	Description	Invoice Amount	Amount Relieved	
10-10-8498.000	Community Affairs	31.89	0.00	

Check No. 77090 Total: 31.89 H

SAM'S CLUB CREDIT	Supplies	49459	11/28/2017	
			11/30/2017	
PO BOX 530981	SAMCLUV		11/28/2017	0.00
ATLANTA	HSB	77238	11/28/2017	0.00
GA 30353-0981	112817			252.91

GL Number	Description	Invoice Amount	Amount Relieved	
10-10-8202.000	Office Supplies	252.91	0.00	

Check No. 77238 Total: 252.91 H

Total for SAM'S CLUB CREDIT 284.80

UNITED STATES POSTAL SERV.	Postage for Meter	49461	11/21/2017	
			11/30/2017	
CMRS-PB	UNISTA		11/21/2017	0.00
Carol Stream	HSB	77151	11/21/2017	0.00
IL 60132-0566	112117			800.00

GL Number	Description	Invoice Amount	Amount Relieved	
10-10-8403.000	Postage	251.00	0.00	
10-15-8403.000	Postage	9.00	0.00	
60-00-8403.000	Postage	540.00	0.00	

Check No. 77151 Total: 800.00 H

Total for UNITED STATES POSTAL SERV. 800.00

SUE VILLIE	Mileage- IMRF Seminar	49467	11/03/2017	
			11/30/2017	
7104 PAULSON DRIVE	VILSUS		11/03/2017	0.00
MARENGO	HSB	77010	11/03/2017	0.00
IL 60152	110317			31.03

GL Number	Description	Invoice Amount	Amount Relieved	
10-10-8497.000	Travel Expenses	31.03	0.00	

Check No. 77010 Total: 31.03 H

Total for SUE VILLIE 31.03

Total Invoices:	18	Grand Total:	16,857.76
		Less Credit Memos:	0.00
		Net Total:	16,857.76
		Less Hand Check Total:	16,857.76
		Outstanding Invoice Total:	0.00

INVOICE APPROVAL LIST BY FUND REPORT

November 30, 2017

Date: 12/04/2017

Time: 12:54 pm

Page: 1

VILLAGE OF LAKEWOOD

Fund/Dept/Acct	Vendor Name	Invoice #	Invoice Desc.	Check #	Due Date	Posting Date	Amount
Fund: 10 General Fund							
Dept: 10 Administration							
10-10-8202.000	Office Supplies SAM'S CLUB CREDIT	112817	Supplies	77238	11/28/2017	11/30/2017	252.91
							<u>252.91</u>
10-10-8403.000	Postage UNITED STATES POSTAL SE	112117	Postage for Meter	77151	11/21/2017	11/30/2017	251.00
							<u>251.00</u>
10-10-8495.000	Dues & Subscriptio LOGIN IACP NET	30912	Annual Billing 10/6/17-10/5/18	77147	10/04/2017	11/30/2017	275.00
							<u>275.00</u>
10-10-8497.000	Travel Expenses VILLIE/SUE//	110317	Mileage- IMRF Seminar	77010	11/03/2017	11/30/2017	31.03
							<u>31.03</u>
10-10-8498.000	Community Affairs SAM'S CLUB CREDIT	111017	Supplies	77090	11/10/2017	11/30/2017	31.89
							<u>31.89</u>
Total Dept. Administration:							841.83
Dept: 15 Police Department							
10-15-8403.000	Postage UNITED STATES POSTAL SE	112117	Postage for Meter	77151	11/21/2017	11/30/2017	9.00
							<u>9.00</u>
10-15-8415.000	Vehicle Maintenanc ROUTE 12 AUTO PARTS	28933	Rack & Power Steering Pump	77148	11/17/2017	11/30/2017	650.00
							<u>650.00</u>
Total Dept. Police Department:							659.00
Dept: 21 Public Works Department							
10-21-8214.000	Building O/M/R Su NEWMARK CORPORATION	119609	Trench Grates	77028	11/06/2017	11/30/2017	1,482.00
							<u>1,482.00</u>
10-21-8251.000	Wearing Apparel RUDDEN/BRYAN//	111317	Uniform Reimburse	77143	11/13/2017	11/30/2017	58.46
							<u>58.46</u>
Total Dept. Public Works Department:							1,540.46
Dept: 24 Building Department							
10-24-8437.000	Inspection Service LIGHTHOUSE CUSTOM BUIL	112017	Overpayment of Permit Lot 25	77150	11/20/2017	11/30/2017	3.00
							<u>3.00</u>
Total Dept. Building Department:							3.00
Total Fund General Fund:							3,044.29
Fund: 60 Lakewood Utilities							
Dept: 00 Non-Department							
60-00-8251.000	Wearing Apparel RUDDEN/BRYAN//	111317	Uniform Reimburse	77143	11/13/2017	11/30/2017	58.47
							<u>58.47</u>
60-00-8403.000	Postage UNITED STATES POSTAL SE	112117	Postage for Meter	77151	11/21/2017	11/30/2017	540.00

INVOICE APPROVAL LIST BY FUND REPORT

November 30, 2017

Date: 12/04/2017

Time: 12:54 pm

Page: 2

VILLAGE OF LAKEWOOD

Fund/Dept/Acct	Vendor Name	Invoice #	Invoice Desc.	Check #	Due Date	Posting Date	Amount
							540.00
							<u>540.00</u>
							Total Dept. Non-Department: 598.47
							<u>598.47</u>
							I Fund Lakewood Utilities: 598.47
							<u>598.47</u>
Fund: 94 Golf Course Fund							
Dept: 45 General & Administrative							
94-45-8456.000 Advertising							
REV TECH PLUS LLC		1687	Advertisement	77144	11/01/2017	11/30/2017	1,500.00
							<u>1,500.00</u>
							Dept. General & Administrative Dept: 1,500.00
							<u>1,500.00</u>
Dept: 50 Capital Improvements							
94-50-8682.000 Other Capital Impr							
PHILLIPPI CONSTRUCTION I		110317	Down Payment for Siding	77011	11/03/2017	11/30/2017	11,015.00
							<u>11,015.00</u>
							Total Dept. Capital Improvements: 11,015.00
							<u>11,015.00</u>
							I Fund Golf Course Fund: 12,515.00
							<u>12,515.00</u>
Fund: 95 Agency Fund							
Dept: 00 Non-Department							
95-00-2492.000 Cash Performance							
CEDAR ROOFING COMPANY		111617	Refund Bond	77149	11/20/2017	11/30/2017	100.00
CEDAR ROOFING COMPANY		110117	Refund Bond	77033	11/01/2017	11/30/2017	100.00
CLEMEN ROOFING, INC		110117	Refund Bond	77009	11/01/2017	11/30/2017	100.00
HOGAN EXTERIORS, INC		103117	Refund Bond	77032	10/31/2017	11/30/2017	100.00
HOGAN EXTERIORS, INC		103117B	Refund Bond	77031	10/31/2017	11/30/2017	100.00
HOGAN EXTERIORS, INC		103117C	Refund Bond	77030	10/31/2017	11/30/2017	100.00
HOGAN EXTERIORS, INC		103117D	Refund Bond	77029	10/31/2017	11/30/2017	100.00
							<u>700.00</u>
							Total Dept. Non-Department: 700.00
							<u>700.00</u>
							Total Fund Agency Fund: 700.00
							<u>700.00</u>
							<u>Grand Total: 16,857.76</u>

Village of Lakewood

Accounts Payable
December 13, 2017

Summary by Fund and Department

<u>Fund</u>	<u>Department</u>	<u>Amount</u>
10 General Fund		\$979.34
	10 Administration	\$6,466.04
	15 Police	\$76,858.26
	21 Public Works	\$9,322.62
	24 Building	\$1,584.40
	Fund Total	\$95,210.66
25 TIF		\$12,180.00
30 General Capital Fund		\$550.00
60 Lakewood Utilities		\$5,196.66
	25 Water	\$2,858.48
	28 Sewer	\$4,192.49
	Fund Total	\$12,247.63
66 SSA #2		\$425.00
72 SSA #8		\$137.91
85 Refuse Fund		\$25,058.14
94 RedTail Golf Club		\$8,136.01
	Total All Funds	\$153,945.35

INVOICE APPROVAL LIST REPORT - DETAIL WITH GL DIST

December 13, 2017

Date: 12/08/2017

Time: 1:35 pm

Page: 1

VILLAGE OF LAKEWOOD

Vendor Name	Invoice Description1	Ref No.	Discount Date	
Vendor Name Line 2	Invoice Description2	PO No.	Pay Date	
Vendor Address	Vendor Number		Due Date	Taxes Withheld
City	Bank	Check No.	Check Date	Discount Amount
State/Province Zip/Postal	Invoice Number			Check Amount

92131 LLC	Refund TIF	49481	12/06/2017	
			12/13/2017	
5650 VIAU WAY	921LLC		12/06/2017	0.00
ZEPHYRHILLS	HSB	0	00/00/0000	0.00
FL 33540	1804200011			70.50

GL Number	Description	Invoice Amount	Amount Relieved
25-00-3101.000	Property Tax Revenue	70.50	0.00

Check No.	0	Total:	70.50
Total for	92131 LLC		70.50

A-ABLE ALARM SERVICE, INC.	Annual Alarm 1/18-12/18	49543	12/01/2017	
			12/13/2017	
1309-C N. PARK STREET	ABLALA		12/01/2017	0.00
MCHENRY	HSB	0	00/00/0000	0.00
IL 60050	M29734			804.00

GL Number	Description	Invoice Amount	Amount Relieved
94-45-8429.000	Security Monitoring	804.00	0.00

Check No.	0	Total:	804.00
Total for	A-ABLE ALARM SERVICE, INC.		804.00

ACE HARDWARE	Tool	49523	11/16/2017	
			12/13/2017	
215 N. SPRING STREET	ACEHAR		11/16/2017	0.00
ELGIN	HSB	0	00/00/0000	0.00
IL 60120	106531			39.99

GL Number	Description	Invoice Amount	Amount Relieved
10-21-8217.000	Grounds M/R Supplies	39.99	0.00

ACE HARDWARE	Lampholders	49525	11/28/2017	
			12/13/2017	
215 N. SPRING STREET	ACEHAR		11/28/2017	0.00
ELGIN	HSB	0	00/00/0000	0.00
IL 60120	106674			9.99

GL Number	Description	Invoice Amount	Amount Relieved
10-21-8214.000	Building O/M/R Supplies	9.99	0.00

Check No.	0	Total:	49.98
Total for	ACE HARDWARE		49.98

AETNA	Mthly Premiums	49573	11/15/2017	
			12/13/2017	
PO BOX 7247-0213	AETNA		11/15/2017	0.00
PHILADELPHIA	HSB	0	00/00/0000	0.00
PA 19170-0213	H5704900			20,719.00

GL Number	Description	Invoice Amount	Amount Relieved
10-10-8163.000	Medical/Dental/Life Insurance	3,870.85	0.00
10-15-8163.000	Medical/Dental/Life Insurance	6,971.60	0.00
10-21-8163.000	Medical/Dental/Life Insurance	2,473.30	0.00
10-24-8163.000	Medical/Dental/Life Insurance	1,095.20	0.00
60-00-8163.000	Medical/Dental/Life Insurance	3,056.40	0.00

INVOICE APPROVAL LIST REPORT - DETAIL WITH GL DIST

December 13, 2017

Date: 12/08/2017

Time: 1:35 pm

Page: 2

VILLAGE OF LAKEWOOD

Vendor Name	Invoice Description1	Ref No.	Discount Date	
Vendor Name Line 2	Invoice Description2	PO No.	Pay Date	
Vendor Address	Vendor Number		Due Date	Taxes Withheld
City	Bank	Check No.	Check Date	Discount Amount
State/Province Zip/Postal	Invoice Number			Check Amount
85-00-8163.000	Medical/Dental/Life Insurance	102.70	0.00	
94-30-8163.000	Medical/Dental/Life Insurance	1,369.00	0.00	
94-40-8163.000	Medical/Dental/Life Insurance	1,027.00	0.00	
94-45-8163.000	Medical/Dental/Life Insurance	752.95	0.00	

Check No.	0	Total:	20,719.00
Total for	AETNA		20,719.00

Vendor Name	Invoice Description	Ref No.	Discount Date	
AIRGAS	Gas	49534	11/15/2017	
			12/13/2017	
PO BOX 802576	AIRGAS		11/15/2017	0.00
CHICAGO	HSB	0	00/00/0000	0.00
IL 60680-2576	9069812773			339.07

GL Number	Description	Invoice Amount	Amount Relieved
10-21-8216.000	Equipment O/M/R Supplies	339.07	0.00

Check No.	0	Total:	339.07
Total for	AIRGAS		339.07

Vendor Name	Invoice Description	Ref No.	Discount Date	
ALGONQUIN TOWNSHIP	2,000 G Supermix	49529	11/15/2017	
			12/13/2017	
3702 US HIGHWAY 14	ALGTOW		11/15/2017	0.00
CRYSTAL LAKE	HSB	0	00/00/0000	0.00
IL 60014	111517			2,180.00

GL Number	Description	Invoice Amount	Amount Relieved
10-21-8230.000	Snow & Ice Control Supplies	2,180.00	0.00

Check No.	0	Total:	2,180.00
Total for	ALGONQUIN TOWNSHIP		2,180.00

Vendor Name	Invoice Description	Ref No.	Discount Date	
ALTHOFF INDUSTRIES, INC.	Heater Repairs Redtail	49545	12/01/2017	
			12/13/2017	
8001 S. Route 31	ALTIND		12/01/2017	0.00
Crystal Lake	HSB	0	00/00/0000	0.00
IL 60014	S409772			949.10

GL Number	Description	Invoice Amount	Amount Relieved
94-45-8414.000	Building Maintenance & Repairs	949.10	0.00

Check No.	0	Total:	949.10
Total for	ALTHOFF INDUSTRIES, INC.		949.10

Vendor Name	Invoice Description	Ref No.	Discount Date	
ARBOR DAY FOUNDATION	Membership	49516	12/01/2017	
			12/13/2017	
100 ARBOR AVENEUE	ARBDAY		12/01/2017	0.00
NEBRASKA CITY	HSB	0	00/00/0000	0.00
NE 68410	120117			15.00

GL Number	Description	Invoice Amount	Amount Relieved
10-10-8495.000	Dues & Subscriptions	15.00	0.00

Check No.	0	Total:	15.00
-----------	---	--------	-------

INVOICE APPROVAL LIST REPORT - DETAIL WITH GL DIST

December 13, 2017

Date: 12/08/2017

Time: 1:35 pm

Page: 3

VILLAGE OF LAKEWOOD

Vendor Name	Invoice Description1	Ref No.	Discount Date	
Vendor Name Line 2	Invoice Description2	PO No.	Pay Date	
Vendor Address	Vendor Number		Due Date	Taxes Withheld
City	Bank	Check No.	Check Date	Discount Amount
State/Province Zip/Postal	Invoice Number			Check Amount

Total for ARBOR DAY FOUNDATION 15.00

ASSOCIATED ELECTRICAL CONTRACTORS	Repair Lighting	49528	11/16/2017	
PO BOX 39	ASSOCELE		12/13/2017	
WOODSTOCK	HSB	0	11/16/2017	0.00
IL 60098-0039	11-16-2017		00/00/0000	0.00
				1,153.32

GL Number	Description	Invoice Amount	Amount Relieved
10-21-8412.000	Street Lights M/R	1,153.32	0.00

Check No. 0 Total: 1,153.32

Total for ASSOCIATED ELECTRICAL 1,153.32

BOTT'S WELDING & TRUCK, INC.	Welding Supplies	49531	11/17/2017	
P.O. BOX 430	BOTWEL		12/13/2017	
WOODSTOCK	HSB	0	11/17/2017	0.00
IL 60098	625111		00/00/0000	0.00
				131.28

GL Number	Description	Invoice Amount	Amount Relieved
10-21-8215.000	Vehicle O/M/R Supplies	131.28	0.00

Check No. 0 Total: 131.28

Total for BOTT'S WELDING & TRUCK, INC. 131.28

CENTEGRA OCCUPATIONAL HEALTH	1 (EE) DOT Physical	49540	11/21/2017	
PO BOX 273	CENOC		12/13/2017	
BEDFORD PARK	HSB	0	11/21/2017	0.00
IL 60499-0273	201106		00/00/0000	0.00
				75.00

GL Number	Description	Invoice Amount	Amount Relieved
10-21-8170.000	Physicals/Drug Testina	75.00	0.00

CENTEGRA OCCUPATIONAL HEALTH	1 (EE) DOT 2 (EE) Vacinate	49541	11/24/2017	
PO BOX 273	CENOC		12/13/2017	
BEDFORD PARK	HSB	0	11/24/2017	0.00
IL 60499-0273	201193		00/00/0000	0.00
				203.00

GL Number	Description	Invoice Amount	Amount Relieved
10-21-8170.000	Physicals/Drug Testina	75.00	0.00
60-00-8170.000	Physicals/Drug Testina	128.00	0.00

CENTEGRA OCCUPATIONAL HEALTH	Pre Employ (1EE)	49554	12/05/2017	
PO BOX 273	CENOC		12/13/2017	
BEDFORD PARK	HSB	0	12/05/2017	0.00
IL 60499-0273	202007		00/00/0000	0.00
				120.00

GL Number	Description	Invoice Amount	Amount Relieved
10-21-8170.000	Physicals/Drug Testina	120.00	0.00

Check No. 0 Total: 398.00

Total for CENTEGRA OCCUPATIONAL HEAL 398.00

INVOICE APPROVAL LIST REPORT - DETAIL WITH GL DIST

December 13, 2017

Date: 12/08/2017

Time: 1:35 pm

Page: 4

VILLAGE OF LAKEWOOD

Vendor Name	Invoice Description1	Ref No.	Discount Date	
Vendor Name Line 2	Invoice Description2	PO No.	Pay Date	
Vendor Address	Vendor Number		Due Date	Taxes Withheld
City	Bank	Check No.	Check Date	Discount Amount
State/Province Zip/Postal	Invoice Number			Check Amount
CHGO TITLE LAND TR CO	Refund TIF	49499	12/06/2017	
			12/13/2017	
10 S LASALLE ST STE 2750	CHGTILA		12/06/2017	0.00
CHICAGO	HSB	0	00/00/0000	0.00
IL 60603	1333100008			21.00

GL Number	Description	Invoice Amount	Amount Relieved
25-00-3101.000	Property Tax Revenue	21.00	0.00
		Check No. 0	Total: 21.00
		Total for CHGO TITLE LAND TR CO	21.00

Vendor Name	Invoice Description1	Ref No.	Discount Date	
Vendor Name Line 2	Invoice Description2	PO No.	Pay Date	
Vendor Address	Vendor Number		Due Date	Taxes Withheld
City	Bank	Check No.	Check Date	Discount Amount
State/Province Zip/Postal	Invoice Number			Check Amount
CITY OF CRYSTAL LAKE	Fire Srvc January	49559	12/01/2017	
			12/13/2017	
100 W. WOODSTOCK STREET	CITCLFIRE		12/01/2017	0.00
CRYSTAL LAKE	HSB	0	00/00/0000	0.00
IL 60014	0018119			66,668.62

GL Number	Description	Invoice Amount	Amount Relieved
10-15-8443.000	Fire Protection Services	66,668.62	0.00
		Check No. 0	Total: 66,668.62
		Total for CITY OF CRYSTAL LAKE	66,668.62

Vendor Name	Invoice Description1	Ref No.	Discount Date	
Vendor Name Line 2	Invoice Description2	PO No.	Pay Date	
Vendor Address	Vendor Number		Due Date	Taxes Withheld
City	Bank	Check No.	Check Date	Discount Amount
State/Province Zip/Postal	Invoice Number			Check Amount
COM ED	Street Lights Act2268116027	49546	11/21/2017	
			12/13/2017	
PO BOX 6112	COMEDSTR		11/21/2017	0.00
CAROL STREAM	HSB	0	00/00/0000	0.00
IL 60197-6112	112117			240.07

GL Number	Description	Invoice Amount	Amount Relieved
10-21-8212.000	Street Lights M/R Supplies	240.07	0.00
		Check No. 0	Total: 240.07
		Total for COM ED	240.07

Vendor Name	Invoice Description1	Ref No.	Discount Date	
Vendor Name Line 2	Invoice Description2	PO No.	Pay Date	
Vendor Address	Vendor Number		Due Date	Taxes Withheld
City	Bank	Check No.	Check Date	Discount Amount
State/Province Zip/Postal	Invoice Number			Check Amount
COMCAST	Mthly Srvc PW	49551	11/18/2017	
			12/13/2017	
P.O. BOX 3001	COMCAST		11/18/2017	0.00
SOUTHEASTERN	HSB	0	00/00/0000	0.00
PA 19398-3001	111817			114.35

GL Number	Description	Invoice Amount	Amount Relieved	
10-21-8430.000	Computer Services	114.35	0.00	
COMCAST	Mthly Srvc VH	49552	11/24/2017	
			12/13/2017	
P.O. BOX 3001	COMCAST		11/24/2017	0.00
SOUTHEASTERN	HSB	0	00/00/0000	0.00
PA 19398-3001	112417A			154.35

GL Number	Description	Invoice Amount	Amount Relieved	
10-10-8430.000	Computer Services	154.35	0.00	
COMCAST	Mthly Srvc LWU	49553	11/24/2017	
			12/13/2017	
P.O. BOX 3001	COMCAST		11/24/2017	0.00
SOUTHEASTERN	HSB	0	00/00/0000	0.00
PA 19398-3001	112417B			119.35

INVOICE APPROVAL LIST REPORT - DETAIL WITH GL DIST

December 13, 2017

Date: 12/08/2017

Time: 1:35 pm

Page: 5

VILLAGE OF LAKEWOOD

Vendor Name	Invoice Description1	Ref No.	Discount Date	
Vendor Name Line 2	Invoice Description2	PO No.	Pay Date	
Vendor Address	Vendor Number		Due Date	Taxes Withheld
City	Bank	Check No.	Check Date	Discount Amount
State/Province Zip/Postal	Invoice Number			Check Amount

GL Number	Description	Invoice Amount	Amount Relieved
60-00-8430.000	Computer Services	119.35	0.00

Check No.	0	Total:	388.05
Total for	COMCAST		388.05

COMED	WWTP Act0579054014	49560	11/30/2017	
			12/13/2017	
PO BOX 6111	COMED		11/30/2017	0.00
CAROL STREAM	HSB	0	00/00/0000	0.00
IL 60197-6111	113017			74.66

GL Number	Description	Invoice Amount	Amount Relieved
60-28-8439.000	Electricity	74.66	0.00

COMED	WTP Act2079103005	49555	12/04/2017	
			12/13/2017	
PO BOX 6111	COMED		12/04/2017	0.00
CAROL STREAM	HSB	0	00/00/0000	0.00
IL 60197-6111	120417A			572.78

GL Number	Description	Invoice Amount	Amount Relieved
60-25-8439.000	Electricity	572.78	0.00

COMED	Stonecastle Lift Act0180149017	49556	12/04/2017	
			12/13/2017	
PO BOX 6111	COMED		12/04/2017	0.00
CAROL STREAM	HSB	0	00/00/0000	0.00
IL 60197-6111	120417B			50.84

GL Number	Description	Invoice Amount	Amount Relieved
60-28-8439.000	Electricity	50.84	0.00

COMED	Trnbry Aerator Act1187171081	49574	12/05/2017	
			12/13/2017	
PO BOX 6111	COMED		12/05/2017	0.00
CAROL STREAM	HSB	0	00/00/0000	0.00
IL 60197-6111	120517A			31.18

GL Number	Description	Invoice Amount	Amount Relieved
72-00-8439.000	Electricity	31.18	0.00

COMED	Trnbry Aerator Act3128680001	49575	12/05/2017	
			12/13/2017	
PO BOX 6111	COMED		12/05/2017	0.00
CAROL STREAM	HSB	0	00/00/0000	0.00
IL 60197-6111	120517B			31.18

GL Number	Description	Invoice Amount	Amount Relieved
72-00-8439.000	Electricity	31.18	0.00

COMED	Bonnie Aerator Act1466128040	49576	12/05/2017	
			12/13/2017	
PO BOX 6111	COMED		12/05/2017	0.00
CAROL STREAM	HSB	0	00/00/0000	0.00
IL 60197-6111	120517C			75.55

GL Number	Description	Invoice Amount	Amount Relieved
72-00-8439.000	Electricity	75.55	0.00

Check No.	0	Total:	836.19
Total for	COMED		836.19

INVOICE APPROVAL LIST REPORT - DETAIL WITH GL DIST

December 13, 2017

Date: 12/08/2017

Time: 1:35 pm

Page: 6

VILLAGE OF LAKEWOOD

Vendor Name	Invoice Description1	Ref No.	Discount Date	
Vendor Name Line 2	Invoice Description2	PO No.	Pay Date	
Vendor Address	Vendor Number		Due Date	Taxes Withheld
City	Bank	Check No.	Check Date	Discount Amount
State/Province Zip/Postal	Invoice Number			Check Amount
COMMONWEALTH EDISON CO	Refund TIF	49501	12/06/2017	
			12/13/2017	
3 LINCOLN CTR	COMEDI		12/06/2017	0.00
OAKBROOK TERRACE	HSB	0	00/00/0000	0.00
IL 60181	1333100001			90.78

GL Number	Description	Invoice Amount	Amount Relieved
25-00-3101.000	Property Tax Revenue	90.78	0.00

COMMONWEALTH EDISON CO	Refund TIF	49502	12/06/2017	
			12/13/2017	
3 LINCOLN CTR	COMEDI		12/06/2017	0.00
OAKBROOK TERRACE	HSB	0	00/00/0000	0.00
IL 60181	1332200015			105.00

GL Number	Description	Invoice Amount	Amount Relieved
25-00-3101.000	Property Tax Revenue	105.00	0.00

COMMONWEALTH EDISON CO	Refund TIF	49504	12/06/2017	
			12/13/2017	
3 LINCOLN CTR	COMEDI		12/06/2017	0.00
OAKBROOK TERRACE	HSB	0	00/00/0000	0.00
IL 60181	1332200003			45.40

GL Number	Description	Invoice Amount	Amount Relieved
25-00-3101.000	Property Tax Revenue	45.40	0.00

Check No.	0	Total:	241.18
Total for	COMMONWEALTH EDISON CO		241.18

JAY & JOHN CRAIG	Refund TIF	49482	12/06/2017	
			12/13/2017	
6002 S IL RT 47	CRAJAJ0		12/06/2017	0.00
WOODSTOCK	HSB	0	00/00/0000	0.00
IL 60098	1333451001			65.18

GL Number	Description	Invoice Amount	Amount Relieved
25-00-3101.000	Property Tax Revenue	65.18	0.00

JAY & JOHN CRAIG	Refund TIF	49483	12/06/2017	
			12/13/2017	
6002 S IL RT 47	CRAJAJ0		12/06/2017	0.00
WOODSTOCK	HSB	0	00/00/0000	0.00
IL 60098	1333451002			65.18

GL Number	Description	Invoice Amount	Amount Relieved
25-00-3101.000	Property Tax Revenue	65.18	0.00

JAY & JOHN CRAIG	Refund TIF	49484	12/06/2017	
			12/13/2017	
6002 S IL RT 47	CRAJAJ0		12/06/2017	0.00
WOODSTOCK	HSB	0	00/00/0000	0.00
IL 60098	1333451003			1,783.48

GL Number	Description	Invoice Amount	Amount Relieved
25-00-3101.000	Property Tax Revenue	1,783.48	0.00

Check No.	0	Total:	1,913.84
Total for	JAY & JOHN CRAIG		1,913.84

INVOICE APPROVAL LIST REPORT - DETAIL WITH GL DIST

December 13, 2017

Date: 12/08/2017

Time: 1:35 pm

Page: 7

VILLAGE OF LAKEWOOD

Vendor Name	Invoice Description1	Ref No.	Discount Date	
Vendor Name Line 2	Invoice Description2	PO No.	Pay Date	
Vendor Address	Vendor Number		Due Date	Taxes Withheld
City	Bank	Check No.	Check Date	Discount Amount
State/Province Zip/Postal	Invoice Number			Check Amount

CRYSTAL WOODS GOLF CLUB INC.	Refund TIF	49485	12/06/2017	
RichardJMaryAnn Craig, Trustees			12/13/2017	
UNDER REV TR DTD 11/10/89	CRYWOO		12/06/2017	0.00
WOODSTOCK	HSB	0	00/00/0000	0.00
IL 60098	1333400009			179.36

GL Number	Description	Invoice Amount	Amount Relieved
25-00-3101.000	Property Tax Revenue	179.36	0.00

CRYSTAL WOODS GOLF CLUB INC.	Refund TIF	49486	12/06/2017	
RichardJMaryAnn Craig, Trustees			12/13/2017	
UNDER REV TR DTD 11/10/89	CRYWOO		12/06/2017	0.00
WOODSTOCK	HSB	0	00/00/0000	0.00
IL 60098	1333400004			353.78

GL Number	Description	Invoice Amount	Amount Relieved
25-00-3101.000	Property Tax Revenue	353.78	0.00

CRYSTAL WOODS GOLF CLUB INC.	Refund TIF	49495	12/06/2017	
RichardJMaryAnn Craig, Trustees			12/13/2017	
UNDER REV TR DTD 11/10/89	CRYWOO		12/06/2017	0.00
WOODSTOCK	HSB	0	00/00/0000	0.00
IL 60098	1333300003			930.56

GL Number	Description	Invoice Amount	Amount Relieved
25-00-3101.000	Property Tax Revenue	930.56	0.00

Check No.	0	Total:	1,463.70
Total for	CRYSTAL WOODS GOLF CLUB INC.		1,463.70

DAHME ENTERPRISES, INC.	1st Round Haul Solid's	49510	11/20/2017	
5707 Miller Road	DAHENT		12/13/2017	
Wonder Lake	HSB	0	11/20/2017	0.00
IL 60097	7707		00/00/0000	0.00
				3,280.20

GL Number	Description	Invoice Amount	Amount Relieved
60-28-8420.000	Sanitary Sewer O/M/R	3,280.20	0.00

Check No.	0	Total:	3,280.20
Total for	DAHME ENTERPRISES, INC.		3,280.20

DEARBORN NATIONAL LIFE INSURANCE COMPANY, INC	Mthly Premiums	49571	11/08/2017	
36788 EAGLE WAY	DEANAT		12/13/2017	
CHICAGO	HSB	0	11/08/2017	0.00
IL 60678-1367	110817		00/00/0000	0.00
				276.07

GL Number	Description	Invoice Amount	Amount Relieved
10-10-8163.000	Medical/Dental/Life Insurance	23.83	0.00
10-15-8163.000	Medical/Dental/Life Insurance	114.91	0.00
10-21-8163.000	Medical/Dental/Life Insurance	36.17	0.00
10-24-8163.000	Medical/Dental/Life Insurance	10.94	0.00
60-00-8163.000	Medical/Dental/Life Insurance	53.96	0.00
85-00-8163.000	Medical/Dental/Life Insurance	1.37	0.00
94-30-8163.000	Medical/Dental/Life Insurance	13.68	0.00
94-40-8163.000	Medical/Dental/Life Insurance	13.68	0.00
94-45-8163.000	Medical/Dental/Life Insurance	7.53	0.00

Check No.	0	Total:	276.07
-----------	---	--------	--------

INVOICE APPROVAL LIST REPORT - DETAIL WITH GL DIST

December 13, 2017

Date: 12/08/2017

Time: 1:35 pm

Page: 8

VILLAGE OF LAKEWOOD

Vendor Name	Invoice Description1	Ref No.	Discount Date	
Vendor Name Line 2	Invoice Description2	PO No.	Pay Date	
Vendor Address	Vendor Number		Due Date	Taxes Withheld
City	Bank	Check No.	Check Date	Discount Amount
State/Province Zip/Postal	Invoice Number			Check Amount

Total for DEARBORN NATIONAL LIFE 276.07

WILLIAM & DONNA DOUGLAS	Refund TIF	49493	12/06/2017	
			12/13/2017	
11802 PLEASANT VALLEY RD	DOUWIDO		12/06/2017	0.00
WOODSTOCK	HSB	0	00/00/0000	0.00
IL 60098	1333300007			325.36

GL Number	Description	Invoice Amount	Amount Relieved
25-00-3101.000	Property Tax Revenue	325.36	0.00

Check No. 0 Total: 325.36

Total for WILLIAM & DONNA DOUGLAS 325.36

DEBBIE EHLENBURG	Refund TIF	49488	12/06/2017	
			12/13/2017	
12012 PLEASANT VALLEY RD	EHLEDEB		12/06/2017	0.00
WOODSTOCK	HSB	0	00/00/0000	0.00
IL 60098	1333300019			8.20

GL Number	Description	Invoice Amount	Amount Relieved
25-00-3101.000	Property Tax Revenue	8.20	0.00

DEBBIE EHLENBURG	Refund TIF	49489	12/06/2017	
			12/13/2017	
12012 PLEASANT VALLEY RD	EHLEDEB		12/06/2017	0.00
WOODSTOCK	HSB	0	00/00/0000	0.00
IL 60098	1333300018			13.68

GL Number	Description	Invoice Amount	Amount Relieved
25-00-3101.000	Property Tax Revenue	13.68	0.00

DEBBIE EHLENBURG	Refund TIF	49490	12/06/2017	
			12/13/2017	
12012 PLEASANT VALLEY RD	EHLEDEB		12/06/2017	0.00
WOODSTOCK	HSB	0	00/00/0000	0.00
IL 60098	1333300017			16.30

GL Number	Description	Invoice Amount	Amount Relieved
25-00-3101.000	Property Tax Revenue	16.30	0.00

DEBBIE EHLENBURG	Refund TIF	49497	12/06/2017	
			12/13/2017	
12012 PLEASANT VALLEY RD	EHLEDEB		12/06/2017	0.00
WOODSTOCK	HSB	0	00/00/0000	0.00
IL 60098	1333100015			245.84

GL Number	Description	Invoice Amount	Amount Relieved
25-00-3101.000	Property Tax Revenue	245.84	0.00

DEBBIE EHLENBURG	Refund TIF	49498	12/06/2017	
			12/13/2017	
12012 PLEASANT VALLEY RD	EHLEDEB		12/06/2017	0.00
WOODSTOCK	HSB	0	00/00/0000	0.00
IL 60098	1333100013			185.04

GL Number	Description	Invoice Amount	Amount Relieved
25-00-3101.000	Property Tax Revenue	185.04	0.00

Check No. 0 Total: 469.06

Total for DEBBIE EHLENBURG 469.06

INVOICE APPROVAL LIST REPORT - DETAIL WITH GL DIST

December 13, 2017

Date: 12/08/2017

Time: 1:35 pm

Page: 9

VILLAGE OF LAKEWOOD

Vendor Name	Invoice Description1	Ref No.	Discount Date	
Vendor Name Line 2	Invoice Description2	PO No.	Pay Date	
Vendor Address	Vendor Number		Due Date	Taxes Withheld
City	Bank	Check No.	Check Date	Discount Amount
State/Province Zip/Postal	Invoice Number			Check Amount

STEPHEN R&DEBBIE L EHLENBURG	Refund TIF	49492	12/06/2017	
			12/13/2017	
12012 PLEASANT VALLEY ROAD	EHLSTE		12/06/2017	0.00
WOODSTOCK	HSB	0	00/00/0000	0.00
IL 60098	1333300009			1,701.56

GL Number	Description	Invoice Amount	Amount Relieved
25-00-3101.000	Property Tax Revenue	1,701.56	0.00

Check No.	0	Total:	1,701.56
Total for	STEPHEN R&DEBBIE L EHLENBURG		1,701.56

WEBSTER EHLENBURG	Refund TIF	49496	12/06/2017	
			12/13/2017	
12011 PLEASANT VALLEY RD	EHLWEB		12/06/2017	0.00
WOODSTOCK	HSB	0	00/00/0000	0.00
IL 60098	1333300001			1,966.44

GL Number	Description	Invoice Amount	Amount Relieved
25-00-3101.000	Property Tax Revenue	1,966.44	0.00

Check No.	0	Total:	1,966.44
Total for	WEBSTER EHLENBURG		1,966.44

E-Z GO TEXTRON, INC.	Parts for Golf Carts	49520	09/06/2017	
			12/13/2017	
26007 NETWORK PLACE	EZGO		09/06/2017	0.00
CHICAGO	HSB	0	00/00/0000	0.00
IL 60673-1260	91189955			871.10

GL Number	Description	Invoice Amount	Amount Relieved
94-30-8354.000	Repairs (Carts)	871.10	0.00

E-Z GO TEXTRON, INC.	Parts for Golf Carts	49521	10/06/2017	
			12/13/2017	
26007 NETWORK PLACE	EZGO		10/06/2017	0.00
CHICAGO	HSB	0	00/00/0000	0.00
IL 60673-1260	91219552			328.82

GL Number	Description	Invoice Amount	Amount Relieved
94-30-8354.000	Repairs (Carts)	328.82	0.00

Check No.	0	Total:	1,199.92
Total for	E-Z GO TEXTRON, INC.		1,199.92

FULLIFE SAFETY CENTER	Baracades for leak repairs	49511	12/05/2017	
			12/13/2017	
177 WEST IRVING PARK ROAD	FULLIF		12/05/2017	0.00
ROSELLE	HSB	0	00/00/0000	0.00
IL 60172	37461			394.80

GL Number	Description	Invoice Amount	Amount Relieved
60-00-8217.000	Grounds M/R Supplies	394.80	0.00

Check No.	0	Total:	394.80
Total for	FULLIFE SAFETY CENTER		394.80

INVOICE APPROVAL LIST REPORT - DETAIL WITH GL DIST

December 13, 2017

Date: 12/08/2017

Time: 1:35 pm

Page: 10

VILLAGE OF LAKEWOOD

Vendor Name	Invoice Description1	Ref No.	Discount Date	
Vendor Name Line 2	Invoice Description2	PO No.	Pay Date	
Vendor Address	Vendor Number		Due Date	Taxes Withheld
City	Bank	Check No.	Check Date	Discount Amount
State/Province Zip/Postal	Invoice Number			Check Amount

GESKE & SONS, INC.	1TN Cold Patch	49538	11/29/2017	
			12/13/2017	
400 E. TERRA COTTA AVE.	GESKE		11/29/2017	0.00
CRYSTAL LAKE	HSB	0	00/00/0000	0.00
IL 60014	39449			145.00

GL Number	Description	Invoice Amount	Amount Relieved
10-21-8250.000	Bituminous Patch	145.00	0.00

GESKE & SONS, INC.	1TN Cold Patch	49544	11/30/2017	
			12/13/2017	
400 E. TERRA COTTA AVE.	GESKE		11/30/2017	0.00
CRYSTAL LAKE	HSB	0	00/00/0000	0.00
IL 60014	39452			145.00

GL Number	Description	Invoice Amount	Amount Relieved
10-21-8250.000	Bituminous Patch	145.00	0.00

Check No.	0	Total:	290.00
Total for	GESKE & SONS, INC.		290.00

HAWKINS, INC.	Tower 1 Chlorine	49512	11/14/2017	
			12/13/2017	
PO BOX 860263	HAWKINS		11/14/2017	0.00
MINNEAPOLIS	HSB	0	00/00/0000	0.00
MN 55486-0263	4184083			163.80

GL Number	Description	Invoice Amount	Amount Relieved
60-25-8223.000	Chemicals	163.80	0.00

Check No.	0	Total:	163.80
Total for	HAWKINS, INC.		163.80

JOSEPH & DIANE HELLYER	Refund TIF	49494	12/06/2017	
			12/13/2017	
11914 PLEASANT VALLEY RD	HELJODI		12/06/2017	0.00
WOODSTOCK	HSB	0	00/00/0000	0.00
IL 60098	1333300005			1,292.76

GL Number	Description	Invoice Amount	Amount Relieved
25-00-3101.000	Property Tax Revenue	1,292.76	0.00

Check No.	0	Total:	1,292.76
Total for	JOSEPH & DIANE HELLYER		1,292.76

PHILIP HELLYER	Refund TIF	49477	12/06/2017	
			12/13/2017	
6716 S RTE 31	HELPHI		12/06/2017	0.00
CRYSTAL LAKE	HSB	0	00/00/0000	0.00
IL 60014	1333452002			68.02

GL Number	Description	Invoice Amount	Amount Relieved
25-00-3101.000	Property Tax Revenue	68.02	0.00

PHILIP HELLYER	Refund TIF	49478	12/06/2017	
			12/13/2017	
6716 S RTE 31	HELPHI		12/06/2017	0.00
CRYSTAL LAKE	HSB	0	00/00/0000	0.00
IL 60014	1333452001			68.02

INVOICE APPROVAL LIST REPORT - DETAIL WITH GL DIST

December 13, 2017

Date: 12/08/2017

Time: 1:35 pm

Page: 11

VILLAGE OF LAKEWOOD

Vendor Name	Invoice Description1	Ref No.	Discount Date	
Vendor Name Line 2	Invoice Description2	PO No.	Pay Date	
Vendor Address	Vendor Number		Due Date	Taxes Withheld
City	Bank	Check No.	Check Date	Discount Amount
State/Province Zip/Postal	Invoice Number			Check Amount

GL Number	Description	Invoice Amount	Amount Relieved
25-00-3101.000	Property Tax Revenue	68.02	0.00

Check No.	0	Total:	136.04
Total for	PHILIP HELLYER		136.04

IN SYNC SYSTEMS INC.	Phone Re-Programming	49561	10/10/2017	
			12/13/2017	
93 E BERKSHIRE DRIVE	INSYNC		10/10/2017	0.00
CRYSTAL LAKE	HSB	0	00/00/0000	0.00
IL 60014	17303			351.25

GL Number	Description	Invoice Amount	Amount Relieved
10-10-8440.000	Telephone	175.62	0.00
10-15-8440.000	Telephone	175.63	0.00

Check No.	0	Total:	351.25
Total for	IN SYNC SYSTEMS INC.		351.25

KOLZE PROP PRTNSHP	Refund TIF	49506	12/06/2017	
			12/13/2017	
574 S HALE ST	KOPRPR		12/06/2017	0.00
PALATINE	HSB	0	00/00/0000	0.00
IL 60067	1332100035			21.76

GL Number	Description	Invoice Amount	Amount Relieved
25-00-3101.000	Property Tax Revenue	21.76	0.00

Check No.	0	Total:	21.76
Total for	KOLZE PROP PRTNSHP		21.76

KOLZES CORNER GARDENS INC	Refund TIF	49505	12/06/2017	
			12/13/2017	
574 S HALE ST	KOLZCO		12/06/2017	0.00
PALATINE	HSB	0	00/00/0000	0.00
IL 60067	1332100036			292.44

GL Number	Description	Invoice Amount	Amount Relieved
25-00-3101.000	Property Tax Revenue	292.44	0.00

Check No.	0	Total:	292.44
Total for	KOLZES CORNER GARDENS INC		292.44

KRYSTAL KLEEN	Window Cleaning VH	49557	12/05/2017	
MARY A. SCHLENKERT			12/13/2017	
PO BOX 50	KRYKLE		12/05/2017	0.00
CRYSTAL LAKE	HSB	0	00/00/0000	0.00
IL 60039-0050	779			150.00

GL Number	Description	Invoice Amount	Amount Relieved
10-10-8433.000	Janitorial Service	75.00	0.00
60-00-8433.000	Janitorial Service	75.00	0.00

INVOICE APPROVAL LIST REPORT - DETAIL WITH GL DIST

December 13, 2017

Date: 12/08/2017

Time: 1:35 pm

Page: 12

VILLAGE OF LAKEWOOD

Vendor Name	Invoice Description1	Ref No.	Discount Date	
Vendor Name Line 2	Invoice Description2	PO No.	Pay Date	
Vendor Address	Vendor Number		Due Date	Taxes Withheld
City	Bank	Check No.	Check Date	Discount Amount
State/Province Zip/Postal	Invoice Number			Check Amount
KRYSTAL KLEEN	Mthly Cleaning December	49558	12/05/2017	
MARY A. SCHLENKERT			12/13/2017	
PO BOX 50	KRYKLE		12/05/2017	0.00
CRYSTAL LAKE	HSB	0	00/00/0000	0.00
IL 60039-0050	778			300.00

GL Number	Description	Invoice Amount	Amount Relieved
10-10-8433.000	Janitorial Service	150.00	0.00
60-00-8433.000	Janitorial Service	150.00	0.00

Check No.	0	Total:	450.00
Total for	KRYSTAL KLEEN		450.00

Vendor Name	Invoice Description1	Ref No.	Discount Date	
Vendor Name Line 2	Invoice Description2	PO No.	Pay Date	
Vendor Address	Vendor Number		Due Date	Taxes Withheld
City	Bank	Check No.	Check Date	Discount Amount
State/Province Zip/Postal	Invoice Number			Check Amount
LEADING IT SOLUTIONS	Mthly Srvc August	49566	08/01/2017	
			12/13/2017	
42 EAST STREET	LEASOL		08/01/2017	0.00
CRYSTAL LAKE	HSB	0	00/00/0000	0.00
IL 60014	22060WC			880.00

GL Number	Description	Invoice Amount	Amount Relieved
10-10-8430.000	Computer Services	264.00	0.00
10-15-8430.000	Computer Services	88.00	0.00
10-21-8430.000	Computer Services	88.00	0.00
10-24-8430.000	Computer Services	88.00	0.00
60-00-8430.000	Computer Services	264.00	0.00
94-45-8430.000	Computer Services	88.00	0.00

Vendor Name	Invoice Description1	Ref No.	Discount Date	
Vendor Name Line 2	Invoice Description2	PO No.	Pay Date	
Vendor Address	Vendor Number		Due Date	Taxes Withheld
City	Bank	Check No.	Check Date	Discount Amount
State/Province Zip/Postal	Invoice Number			Check Amount
LEADING IT SOLUTIONS	Re Wiring	49567	08/07/2017	
			12/13/2017	
42 EAST STREET	LEASOL		08/07/2017	0.00
CRYSTAL LAKE	HSB	0	00/00/0000	0.00
IL 60014	22089			175.00

GL Number	Description	Invoice Amount	Amount Relieved
10-10-8430.000	Computer Services	52.50	0.00
10-15-8430.000	Computer Services	17.50	0.00
10-21-8430.000	Computer Services	17.50	0.00
10-24-8430.000	Computer Services	17.50	0.00
60-00-8430.000	Computer Services	52.50	0.00
94-45-8430.000	Computer Services	17.50	0.00

Vendor Name	Invoice Description1	Ref No.	Discount Date	
Vendor Name Line 2	Invoice Description2	PO No.	Pay Date	
Vendor Address	Vendor Number		Due Date	Taxes Withheld
City	Bank	Check No.	Check Date	Discount Amount
State/Province Zip/Postal	Invoice Number			Check Amount
LEADING IT SOLUTIONS	Watchguard Camera Install	49565	09/07/2017	
			12/13/2017	
42 EAST STREET	LEASOL		09/07/2017	0.00
CRYSTAL LAKE	HSB	0	00/00/0000	0.00
IL 60014	22241			550.00

GL Number	Description	Invoice Amount	Amount Relieved
30-00-8620.150	Equipment Police	550.00	0.00

Vendor Name	Invoice Description1	Ref No.	Discount Date	
Vendor Name Line 2	Invoice Description2	PO No.	Pay Date	
Vendor Address	Vendor Number		Due Date	Taxes Withheld
City	Bank	Check No.	Check Date	Discount Amount
State/Province Zip/Postal	Invoice Number			Check Amount
LEADING IT SOLUTIONS	Mthly Srvc October	49568	10/01/2017	
			12/13/2017	
42 EAST STREET	LEASOL		10/01/2017	0.00
CRYSTAL LAKE	HSB	0	00/00/0000	0.00
IL 60014	22306WC			880.00

GL Number	Description	Invoice Amount	Amount Relieved
10-10-8430.000	Computer Services	264.00	0.00
10-15-8430.000	Computer Services	88.00	0.00
10-21-8430.000	Computer Services	88.00	0.00
10-24-8430.000	Computer Services	88.00	0.00
60-00-8430.000	Computer Services	264.00	0.00
94-45-8430.000	Computer Services	88.00	0.00

INVOICE APPROVAL LIST REPORT - DETAIL WITH GL DIST

December 13, 2017

Date: 12/08/2017

Time: 1:35 pm

Page: 13

VILLAGE OF LAKEWOOD

Vendor Name	Invoice Description1	Ref No.	Discount Date	
Vendor Name Line 2	Invoice Description2	PO No.	Pay Date	
Vendor Address	Vendor Number		Due Date	Taxes Withheld
City	Bank	Check No.	Check Date	Discount Amount
State/Province Zip/Postal	Invoice Number			Check Amount

LEADING IT SOLUTIONS	Mthly Srvc December	49569	12/01/2017	
			12/13/2017	
42 EAST STREET	LEASOL		12/01/2017	0.00
CRYSTAL LAKE	HSB	0	00/00/0000	0.00
IL 60014	22636WC			894.00

GL Number	Description	Invoice Amount	Amount Relieved
10-10-8430.000	Computer Services	268.20	0.00
10-15-8430.000	Computer Services	89.40	0.00
10-21-8430.000	Computer Services	89.40	0.00
10-24-8430.000	Computer Services	89.40	0.00
60-00-8430.000	Computer Services	268.20	0.00
94-45-8430.000	Computer Services	89.40	0.00

LEADING IT SOLUTIONS	Laptop Smith	49570	12/06/2017	
			12/13/2017	
42 EAST STREET	LEASOL		12/06/2017	0.00
CRYSTAL LAKE	HSB	0	00/00/0000	0.00
IL 60014	22717			1,030.00

GL Number	Description	Invoice Amount	Amount Relieved
10-15-8615.000	Computer Equipment	1,030.00	0.00

Check No.	0	Total:	4,409.00
Total for	LEADING IT SOLUTIONS		4,409.00

MAB REAL EST HLDGS LLC	Refund TIF	49503	12/06/2017	
			12/13/2017	
5211 SWANSON RD	MABREA		12/06/2017	0.00
WOODSTOCK	HSB	0	00/00/0000	0.00
IL 60098	1332200012			116.70

GL Number	Description	Invoice Amount	Amount Relieved
25-00-3101.000	Property Tax Revenue	116.70	0.00

Check No.	0	Total:	116.70
Total for	MAB REAL EST HLDGS LLC		116.70

MDC ENVIRONMENTAL SERVICES	December Service	49515	12/01/2017	
			12/13/2017	
PO BOX 553915	MDCENV		12/01/2017	0.00
DETROIT	HSB	0	00/00/0000	0.00
MI 48255-3915	18022855			24,947.13

GL Number	Description	Invoice Amount	Amount Relieved
85-00-8491.000	Refuse Service	24,947.13	0.00

Check No.	0	Total:	24,947.13
Total for	MDC ENVIRONMENTAL SERVICES		24,947.13

MENARDS	Light Bulbs	49526	11/28/2017	
			12/13/2017	
4850 ROUTE 14	MENARDS		11/28/2017	0.00
CRYSTAL LAKE	HSB	0	00/00/0000	0.00
IL 60014	55195			33.84

GL Number	Description	Invoice Amount	Amount Relieved
10-21-8214.000	Building O/M/R Supplies	33.84	0.00

INVOICE APPROVAL LIST REPORT - DETAIL WITH GL DIST

December 13, 2017

Date: 12/08/2017

Time: 1:35 pm

Page: 14

VILLAGE OF LAKEWOOD

Vendor Name	Invoice Description1	Ref No.	Discount Date	
Vendor Name Line 2	Invoice Description2	PO No.	Pay Date	
Vendor Address	Vendor Number		Due Date	Taxes Withheld
City	Bank	Check No.	Check Date	Discount Amount
State/Province Zip/Postal	Invoice Number			Check Amount

Check No.	0	Total:	33.84
Total for	MENARDS		33.84

Vendor Name	Invoice Description1	Ref No.	Discount Date	
Vendor Name Line 2	Invoice Description2	PO No.	Pay Date	
Vendor Address	Vendor Number		Due Date	Taxes Withheld
City	Bank	Check No.	Check Date	Discount Amount
State/Province Zip/Postal	Invoice Number			Check Amount

GL Number	Description	Invoice Amount	Amount Relieved
94-35-8416.000	Equipment O/M/R	64.00	0.00

Check No.	0	Total:	64.00
Total for	MICKEY'S LINEN & TOWEL SUPPL		64.00

Vendor Name	Invoice Description1	Ref No.	Discount Date	
Vendor Name Line 2	Invoice Description2	PO No.	Pay Date	
Vendor Address	Vendor Number		Due Date	Taxes Withheld
City	Bank	Check No.	Check Date	Discount Amount
State/Province Zip/Postal	Invoice Number			Check Amount

GL Number	Description	Invoice Amount	Amount Relieved
25-00-3101.000	Property Tax Revenue	13.02	0.00

Check No.	0	Total:	13.02
Total for	WILLIAM MORRICE		13.02

Vendor Name	Invoice Description1	Ref No.	Discount Date	
Vendor Name Line 2	Invoice Description2	PO No.	Pay Date	
Vendor Address	Vendor Number		Due Date	Taxes Withheld
City	Bank	Check No.	Check Date	Discount Amount
State/Province Zip/Postal	Invoice Number			Check Amount

GL Number	Description	Invoice Amount	Amount Relieved
60-00-8225.000	Gas, Oil & Antifreeze	9.33	0.00

Check No.	0	Total:	9.33
Total for	NAPA -AUTO PARTS		9.33

Vendor Name	Invoice Description1	Ref No.	Discount Date	
Vendor Name Line 2	Invoice Description2	PO No.	Pay Date	
Vendor Address	Vendor Number		Due Date	Taxes Withheld
City	Bank	Check No.	Check Date	Discount Amount
State/Province Zip/Postal	Invoice Number			Check Amount

GL Number	Description	Invoice Amount	Amount Relieved
60-28-8445.000	Natural Gas/Propane	350.49	0.00

Check No.	0	Total:	350.49
Total for	NICOR GAS		350.49

INVOICE APPROVAL LIST REPORT - DETAIL WITH GL DIST

December 13, 2017

Date: 12/08/2017

Time: 1:35 pm

Page: 15

VILLAGE OF LAKEWOOD

Vendor Name	Invoice Description1	Ref No.	Discount Date	
Vendor Name Line 2	Invoice Description2	PO No.	Pay Date	
Vendor Address	Vendor Number		Due Date	Taxes Withheld
City	Bank	Check No.	Check Date	Discount Amount
State/Province Zip/Postal	Invoice Number			Check Amount
OFFICE DEPOT BUSINESS CREDIT	Office Supplies	49564	11/27/2017	
DEPT 56-5610015063			12/13/2017	
PO BOX 78004	OFFDEPVH		11/27/2017	0.00
PHOENIX	HSB	0	00/00/0000	0.00
AZ 85062-8004	112717			126.32
GL Number	Description	Invoice Amount	Amount Relieved	
10-10-8202.000	Office Supplies	31.58	0.00	
10-15-8202.000	Office Supplies	31.58	0.00	
10-21-8202.000	Office Supplies	31.58	0.00	
60-00-8202.000	Office Supplies	31.58	0.00	

Check No.	0	Total:	126.32
Total for	OFFICE DEPOT BUSINESS CREDI		126.32

Vendor Name	ID Cards	Ref No.	Discount Date	
Vendor Address	PFPETT	PO No.	Pay Date	Taxes Withheld
City	HSB	Check No.	Check Date	Discount Amount
State/Province Zip/Postal	Invoice Number			Check Amount
P.F. PETTIBONE & CO.	ID Cards	49517	11/22/2017	
2220 IL ROUTE 176			12/13/2017	
CRYSTAL LAKE	PFPETT		11/22/2017	0.00
IL 60014	HSB	0	00/00/0000	0.00
	173429			10.80
GL Number	Description	Invoice Amount	Amount Relieved	
10-10-8498.000	Community Affairs	10.80	0.00	

Check No.	0	Total:	10.80
Total for	P.F. PETTIBONE & CO.		10.80

Vendor Name	Bactie Testing	Ref No.	Discount Date	
Vendor Address	PDCLAB	PO No.	Pay Date	Taxes Withheld
City	HSB	Check No.	Check Date	Discount Amount
State/Province Zip/Postal	Invoice Number			Check Amount
PDC LABORATORIES, INC	Bactie Testing	49535	11/15/2017	
P.O BOX 9071			12/13/2017	
PEORIA	PDCLAB		11/15/2017	0.00
IL 61612	HSB	0	00/00/0000	0.00
	882187S			250.00
GL Number	Description	Invoice Amount	Amount Relieved	
60-25-8444.000	Water Testing Service	250.00	0.00	

Check No.	0	Total:	10.80
Total for	P.F. PETTIBONE & CO.		10.80

Vendor Name	Sludge Testing	Ref No.	Discount Date	
Vendor Address	PDCLAB	PO No.	Pay Date	Taxes Withheld
City	HSB	Check No.	Check Date	Discount Amount
State/Province Zip/Postal	Invoice Number			Check Amount
PDC LABORATORIES, INC	Sludge Testing	49536	11/15/2017	
P.O BOX 9071			12/13/2017	
PEORIA	PDCLAB		11/15/2017	0.00
IL 61612	HSB	0	00/00/0000	0.00
	882186S			436.30
GL Number	Description	Invoice Amount	Amount Relieved	
60-28-8444.000	Water Testing Service	436.30	0.00	

Check No.	0	Total:	686.30
Total for	PDC LABORATORIES, INC		686.30

Vendor Name	404G Fuel 180G Diesel	Ref No.	Discount Date	
Vendor Address	PETRO	PO No.	Pay Date	Taxes Withheld
City	HSB	Check No.	Check Date	Discount Amount
State/Province Zip/Postal	Invoice Number			Check Amount
PETROCHOICE	404G Fuel 180G Diesel	49550	11/21/2017	
PO BOX 829604			12/13/2017	
PHILADELPHIA	PETRO		11/21/2017	0.00
PA 19182-9604	HSB	0	00/00/0000	0.00
	10357858			1,470.54
GL Number	Description	Invoice Amount	Amount Relieved	
10-00-1480.000	Gas Unleaded - Inventory	979.34	0.00	
10-21-8225.000	Gas. Oil & Antifreeze	491.20	0.00	

INVOICE APPROVAL LIST REPORT - DETAIL WITH GL DIST

December 13, 2017

Date: 12/08/2017

Time: 1:35 pm

Page: 16

VILLAGE OF LAKEWOOD

Vendor Name	Invoice Description1	Ref No.	Discount Date	
Vendor Name Line 2	Invoice Description2	PO No.	Pay Date	
Vendor Address	Vendor Number		Due Date	Taxes Withheld
City	Bank	Check No.	Check Date	Discount Amount
State/Province	Zip/Postal	Invoice Number		Check Amount

Check No.	0	Total:	1,470.54
Total for	PETROCHOICE		1,470.54

ANNIE PEYER	ARP Reviews November	49507	12/01/2017	
			12/13/2017	
6120 HIGHLAND LANE	PEYANN		12/01/2017	0.00
VILLAGE OF LAKEWOOD	HSB	0	00/00/0000	0.00
IL 60014	120117			100.00

GL Number	Description	Invoice Amount	Amount Relieved
10-24-8438.000	Archilectural Review Service	100.00	0.00

Check No.	0	Total:	100.00
Total for	ANNIE PEYER		100.00

PITEL SEPTIC, INC.	Porta Potty Rental	49522	11/15/2017	
			12/13/2017	
PO BOX 193	PITSEP		11/15/2017	0.00
RINGWOOD	HSB	0	00/00/0000	0.00
IL 60072	14937			400.00

GL Number	Description	Invoice Amount	Amount Relieved
94-40-8490.000	Contractual Services - NEC	400.00	0.00

Check No.	0	Total:	400.00
Total for	PITEL SEPTIC, INC.		400.00

POSTMASTER	Permit Fee	49539	11/20/2017	
			12/13/2017	
301 E. Congress Parkway	POSTMA		11/20/2017	0.00
Crystal Lake	HSB	0	00/00/0000	0.00
IL 60014-9998	1030			225.00

GL Number	Description	Invoice Amount	Amount Relieved
10-10-8403.000	Postage	225.00	0.00

Check No.	0	Total:	225.00
Total for	POSTMASTER		225.00

PRINCIPAL FINANCIAL GROUP	Mthly Premiums	49572	11/17/2017	
			12/13/2017	
P.O BOX 10372	PRIFIN		11/17/2017	0.00
DES MOINES	HSB	0	00/00/0000	0.00
IA 50306-0372	111717			1,901.01

GL Number	Description	Invoice Amount	Amount Relieved
10-10-8163.000	Medical/Dental/Life Insurance	381.94	0.00
10-15-8163.000	Medical/Dental/Life Insurance	713.11	0.00
10-21-8163.000	Medical/Dental/Life Insurance	197.42	0.00
10-24-8163.000	Medical/Dental/Life Insurance	95.36	0.00
60-00-8163.000	Medical/Dental/Life Insurance	252.05	0.00
85-00-8163.000	Medical/Dental/Life Insurance	6.94	0.00
94-30-8163.000	Medical/Dental/Life Insurance	119.20	0.00
94-40-8163.000	Medical/Dental/Life Insurance	69.43	0.00
94-45-8163.000	Medical/Dental/Life Insurance	65.56	0.00

INVOICE APPROVAL LIST REPORT - DETAIL WITH GL DIST

December 13, 2017

Date: 12/08/2017

Time: 1:35 pm

Page: 17

VILLAGE OF LAKEWOOD

Vendor Name	Invoice Description1	Ref No.	Discount Date	
Vendor Name Line 2	Invoice Description2	PO No.	Pay Date	
Vendor Address	Vendor Number		Due Date	Taxes Withheld
City	Bank	Check No.	Check Date	Discount Amount
State/Province Zip/Postal	Invoice Number			Check Amount

Check No.	0	Total:	1,901.01
<u>Total for</u>	PRINCIPAL FINANCIAL GROUP		1,901.01

R&R PRODUCTS, INC.	Bedknife	49508	11/10/2017	
			12/13/2017	
3334 EAST MILBER ST	R&RPRO		11/10/2017	0.00
TUCSON	HSB	0	00/00/0000	0.00
AZ 85714	CD2180683			348.65

GL Number	Description	Invoice Amount	Amount Relieved
94-40-8416.000	Equipment O/M/R	348.65	0.00

Check No.	0	Total:	348.65
<u>Total for</u>	R&R PRODUCTS, INC.		348.65

REPROGRAPHICS	Business Cards Smith	49577	11/21/2017	
			12/13/2017	
26 CRYSTAL LAKE PLAZA	REPROG		11/21/2017	0.00
CRYSTAL LAKE	HSB	0	00/00/0000	0.00
IL 60014	659363			104.00

GL Number	Description	Invoice Amount	Amount Relieved
10-10-8201.000	Printed/Printed Materials	104.00	0.00

Check No.	0	Total:	104.00
<u>Total for</u>	REPROGRAPHICS		104.00

RUSH TRUCK CENTERS OF IL INC	Tail Pipe	49532	11/17/2017	
			12/13/2017	
Interstate Billing Services	RUSTRU		11/17/2017	0.00
PO BOX 2208	HSB	0	00/00/0000	0.00
DECATUR	3008527589			73.61
AL 35609-2208				

GL Number	Description	Invoice Amount	Amount Relieved
10-21-8215.000	Vehicle O/M/R/Supplies	73.61	0.00

Check No.	0	Total:	73.61
<u>Total for</u>	RUSH TRUCK CENTERS OF IL INC		73.61

SCOTT H. & THERESA SOUNDE	Refund TIF	49480	12/06/2017	
			12/13/2017	
11112 BALLARD ROAD	SOUSCO		12/06/2017	0.00
WOODSTOCK	HSB	0	00/00/0000	0.00
IL 60098	1803100026			1,948.28

GL Number	Description	Invoice Amount	Amount Relieved
25-00-3101.000	Property Tax Revenue	1,948.28	0.00

Check No.	0	Total:	1,948.28
<u>Total for</u>	SCOTT H. & THERESA SOUNDE		1,948.28

INVOICE APPROVAL LIST REPORT - DETAIL WITH GL DIST

December 13, 2017

Date: 12/08/2017

Time: 1:35 pm

Page: 18

VILLAGE OF LAKEWOOD

Vendor Name	Invoice Description1	Ref No.	Discount Date	
Vendor Name Line 2	Invoice Description2	PO No.	Pay Date	
Vendor Address	Vendor Number		Due Date	Taxes Withheld
City	Bank	Check No.	Check Date	Discount Amount
State/Province Zip/Postal	Invoice Number			Check Amount
GORDON STADE	Refund TIF	49479	12/06/2017	
			12/13/2017	
5650 VIAU WAY	STAGOR		12/06/2017	0.00
SOLDEIR	HSB	0	00/00/0000	0.00
KS 66540	1804200012			23.84

GL Number	Description	Invoice Amount	Amount Relieved
25-00-3101.000	Property Tax Revenue	23.84	0.00

Check No.	0	Total:	23.84
Total for	GORDON STADE		23.84

Vendor Name	Invoice Description1	Ref No.	Discount Date	
Vendor Name Line 2	Invoice Description2	PO No.	Pay Date	
Vendor Address	Vendor Number		Due Date	Taxes Withheld
City	Bank	Check No.	Check Date	Discount Amount
State/Province Zip/Postal	Invoice Number			Check Amount
STEINER ELECTRIC CO.	WTP Replacement Bulbs	49513	11/16/2017	
			12/13/2017	
2665 PAYSHERE CIRCLE	STEELE		11/16/2017	0.00
CHICAGO	HSB	0	00/00/0000	0.00
IL 60674	S005889506.001			133.90

GL Number	Description	Invoice Amount	Amount Relieved
60-25-8214.000	Building O/M/R Supplies	133.90	0.00

Vendor Name	Invoice Description1	Ref No.	Discount Date	
Vendor Name Line 2	Invoice Description2	PO No.	Pay Date	
Vendor Address	Vendor Number		Due Date	Taxes Withheld
City	Bank	Check No.	Check Date	Discount Amount
State/Province Zip/Postal	Invoice Number			Check Amount
STEINER ELECTRIC CO.	Street Light Repairs SSA 2	49547	11/27/2017	
			12/13/2017	
2665 PAYSHERE CIRCLE	STEELE		11/27/2017	0.00
CHICAGO	HSB	0	00/00/0000	0.00
IL 60674	S005893288.001			544.56

GL Number	Description	Invoice Amount	Amount Relieved
10-21-8212.000	Street Lights M/R Supplies	119.56	0.00
66-00-8412.000	Street Lights M/R	425.00	0.00

Check No.	0	Total:	678.46
Total for	STEINER ELECTRIC CO.		678.46

Vendor Name	Invoice Description1	Ref No.	Discount Date	
Vendor Name Line 2	Invoice Description2	PO No.	Pay Date	
Vendor Address	Vendor Number		Due Date	Taxes Withheld
City	Bank	Check No.	Check Date	Discount Amount
State/Province Zip/Postal	Invoice Number			Check Amount
DALE & LORI SWANSON	Refund TIF	49491	12/06/2017	
			12/13/2017	
232 E MAIN	SWANDL		12/06/2017	0.00
GENOA	HSB	0	00/00/0000	0.00
IL 60135	1333300015			19.36

GL Number	Description	Invoice Amount	Amount Relieved
25-00-3101.000	Property Tax Revenue	19.36	0.00

Check No.	0	Total:	19.36
Total for	DALE & LORI SWANSON		19.36

Vendor Name	Invoice Description1	Ref No.	Discount Date	
Vendor Name Line 2	Invoice Description2	PO No.	Pay Date	
Vendor Address	Vendor Number		Due Date	Taxes Withheld
City	Bank	Check No.	Check Date	Discount Amount
State/Province Zip/Postal	Invoice Number			Check Amount
TASC	FSA Renewal	49563	11/18/2017	
			12/13/2017	
Client Invoices	TASC		11/18/2017	0.00
PO BOX 88278	HSB	0	00/00/0000	0.00
MILWAUKEE	IN1156049			387.17
WI 53288-0001				

GL Number	Description	Invoice Amount	Amount Relieved
10-10-8175.000	Employee Programs	387.17	0.00

Check No.	0	Total:	387.17
Total for	TASC		387.17

INVOICE APPROVAL LIST REPORT - DETAIL WITH GL DIST

December 13, 2017

Date: 12/08/2017

Time: 1:35 pm

Page: 19

VILLAGE OF LAKEWOOD

Vendor Name	Invoice Description1	Ref No.	Discount Date	
Vendor Name Line 2	Invoice Description2	PO No.	Pay Date	
Vendor Address	Vendor Number		Due Date	Taxes Withheld
City	Bank	Check No.	Check Date	Discount Amount
State/Province Zip/Postal	Invoice Number			Check Amount

ANTS & LEINI TEETSOV	Refund TIF	49487	12/06/2017	
			12/13/2017	
345 W. CRYSTAL LAKE AVENUE	TEEANT		12/06/2017	0.00
CRYSTAL LAKE	HSB	0	00/00/0000	0.00
IL 60014	1333400002			143.16

GL Number	Description	Invoice Amount	Amount Relieved
25-00-3101.000	Property Tax Revenue	143.16	0.00

Check No.	0	Total:	143.16
Total for	ANTS & LEINI TEETSOV		143.16

THE BOAT HOUSE	Winterize, Oil, Spark Plugs PD	49548	12/05/2017	
			12/13/2017	
2101 ROUTE 176	THEBOA		12/05/2017	0.00
PRAIRIE GROVE	HSB	0	00/00/0000	0.00
IL 60014	8500			623.02

GL Number	Description	Invoice Amount	Amount Relieved
10-15-8416.000	Equipment O/M/R	623.02	0.00

Check No.	0	Total:	623.02
Total for	THE BOAT HOUSE		623.02

TRITZ BEVERAGE SYSTEM, INC.	Line Cleaning	49518	11/23/2017	
			12/13/2017	
888 E. BELVIDERE ROAD	TRIBEV		11/23/2017	0.00
GRAYSLAKE	HSB	0	00/00/0000	0.00
IL 60030	66742			25.00

GL Number	Description	Invoice Amount	Amount Relieved
94-35-8416.000	Equipment O/M/R	25.00	0.00

Check No.	0	Total:	25.00
Total for	TRITZ BEVERAGE SYSTEM, INC.		25.00

ULTRA STROBE COMMUNICATIONS	Lighting for Truck	49530	11/20/2017	
			12/13/2017	
	ULTSTR		11/20/2017	0.00
CRYSTAL LAKE	HSB	0	00/00/0000	0.00
IL 60014	073265			420.95

GL Number	Description	Invoice Amount	Amount Relieved
10-21-8415.000	Vehicle Maintenance & Repair	420.95	0.00

ULTRA STROBE COMMUNICATIONS	Install Gun Lock	49542	12/05/2017	
			12/13/2017	
	ULTSTR		12/05/2017	0.00
CRYSTAL LAKE	HSB	0	00/00/0000	0.00
IL 60014	073343			169.40

GL Number	Description	Invoice Amount	Amount Relieved
10-15-8416.000	Equipment O/M/R	169.40	0.00

Check No.	0	Total:	590.35
Total for	ULTRA STROBE COMMUNICATIONS		590.35

INVOICE APPROVAL LIST REPORT - DETAIL WITH GL DIST

December 13, 2017

Date: 12/08/2017

Time: 1:35 pm

Page: 20

VILLAGE OF LAKEWOOD

Vendor Name	Invoice Description1	Ref No.	Discount Date	
Vendor Name Line 2	Invoice Description2	PO No.	Pay Date	
Vendor Address	Vendor Number		Due Date	Taxes Withheld
City	Bank	Check No.	Check Date	Discount Amount
State/Province Zip/Postal	Invoice Number			Check Amount

UNITED LABORATORIES	Descaler	49533	11/14/2017	
			12/13/2017	
P.O. BOX 410	UNILAB		11/14/2017	0.00
ST. CHARLES	HSB	0	00/00/0000	0.00
IL 60174-0410	INV207036			316.53

GL Number	Description	Invoice Amount	Amount Relieved
10-21-8215.000	Vehicle O/M/R Supplies	316.53	0.00

Check No.	0	Total:	316.53
Total for	UNITED LABORATORIES		316.53

UNITED STATES GOLF ASSOC., INC	2018 Membership	49519	12/01/2017	
GOLF HOUSE			12/13/2017	
PO BOX 5008	UNIGOL		12/01/2017	0.00
HAGERSTOWN	HSB	0	00/00/0000	0.00
MD 21741-9924	6450			110.00

GL Number	Description	Invoice Amount	Amount Relieved
94-45-8495.000	Dues & Subscriptions	110.00	0.00

Check No.	0	Total:	110.00
Total for	UNITED STATES GOLF ASSOC., IN		110.00

STEVE UNRUH	Consult Srvc 10/1/17-11/1-17	49509	11/25/2017	
			12/13/2017	
1121 SAWMILL LANE	UNRSTE		11/25/2017	0.00
ALGONQUIN	HSB	0	00/00/0000	0.00
IL 60102	20171125			420.00

GL Number	Description	Invoice Amount	Amount Relieved
94-40-8490.000	Contractual Services - NEG	420.00	0.00

Check No.	0	Total:	420.00
Total for	STEVE UNRUH		420.00

VERIZON WIRELESS	Mthly Srvc	49549	11/26/2017	
			12/13/2017	
PO BOX 25505	VERWIR		11/26/2017	0.00
LEHIGH VALLEY	HSB	0	00/00/0000	0.00
PA 18002-5505	9797057188			326.88

GL Number	Description	Invoice Amount	Amount Relieved
10-15-8440.000	Telephone	77.49	0.00
10-21-8440.000	Telephone	77.49	0.00
60-00-8440.000	Telephone	77.49	0.00
94-40-8440.000	Telephone	31.63	0.00
94-45-8440.000	Telephone	62.78	0.00

Check No.	0	Total:	326.88
Total for	VERIZON WIRELESS		326.88

INVOICE APPROVAL LIST REPORT - DETAIL WITH GL DIST

December 13, 2017

Date: 12/08/2017

Time: 1:35 pm

Page: 21

VILLAGE OF LAKEWOOD

Vendor Name	Invoice Description1	Ref No.	Discount Date	
Vendor Name Line 2	Invoice Description2	PO No.	Pay Date	
Vendor Address	Vendor Number		Due Date	Taxes Withheld
City	Bank	Check No.	Check Date	Discount Amount
State/Province Zip/Postal	Invoice Number			Check Amount
WATER RESOURCES, INC.	Water Meters	49537	11/21/2017	
			12/13/2017	
390 Sadler Avenue	WATRES		11/21/2017	0.00
Elgin	HSB	0	00/00/0000	0.00
IL 60120-8038	31871			1,738.00

GL Number	Description	Invoice Amount	Amount Relieved
60-25-8621.000	Water Meters	1,738.00	0.00

Check No.	0	Total:	1,738.00
Total for	WATER RESOURCES, INC.		1,738.00

WRONA BROS. INC.	Nameplate	49524	11/27/2017	
			12/13/2017	
205 EAST CHICAGO STREET	WROBRO		11/27/2017	0.00
ELGIN	HSB	0	00/00/0000	0.00
IL 60120	0129087-001			12.20

GL Number	Description	Invoice Amount	Amount Relieved
10-10-8201.000	Printing/Printed Materials	12.20	0.00

Check No.	0	Total:	12.20
Total for	WRONA BROS. INC.		12.20

Total Invoices:	101	Grand Total:	153,945.35
		Less Credit Memos:	0.00
		Net Total:	153,945.35
		Less Hand Check Total:	0.00
		Outstanding Invoice Total:	153,945.35

INVOICE APPROVAL LIST BY FUND REPORT

December 13, 2017

Date: 12/08/2017

Time: 1:36 pm

Page: 1

VILLAGE OF LAKEWOOD

Fund/Dept/Acct	Vendor Name	Invoice #	Invoice Desc.	Check #	Due Date	Posting Date	Amount
Fund: 10 General Fund							
Dept: 00 Non-Department							
10-00-1480.000	Gas Unleaded - In PETROCHOICE	10357858	404G Fuel 180G Diesel	0	11/21/2017	12/08/2017	979.34
							<u>979.34</u>
						Total Dept. Non-Department:	979.34
Dept: 10 Administration							
10-10-8163.000	Medical/Dental/Life AETNA	H5704900	Mthly Premiums	0	11/15/2017	12/08/2017	3,870.85
	DEARBORN NATIONAL LIFE	110817	Mthly Premiums	0	11/08/2017	12/08/2017	23.83
	PRINCIPAL FINANCIAL GROU	111717	Mthly Premiums	0	11/17/2017	12/08/2017	381.94
							<u>4,276.62</u>
10-10-8175.000	Employee Program TASC	IN1156049	FSA Renewal	0	11/18/2017	12/08/2017	387.17
							<u>387.17</u>
10-10-8201.000	Printing/Printed Ma REPROGRAPHICS	659363	Business Cards Smith	0	11/21/2017	12/08/2017	104.00
	WRONA BROS. INC.	0129087-001	Nameplate	0	11/27/2017	12/08/2017	12.20
							<u>116.20</u>
10-10-8202.000	Office Supplies OFFICE DEPOT BUSINESS C	112717	Office Supplies	0	11/27/2017	12/08/2017	31.58
							<u>31.58</u>
10-10-8403.000	Postage POSTMASTER	1030	Permit Fee	0	11/20/2017	12/08/2017	225.00
							<u>225.00</u>
10-10-8430.000	Computer Service: COMCAST	112417A	Mthly Srvc VH	0	11/24/2017	12/08/2017	154.35
	LEADING IT SOLUTIONS	22060WC	Mthly Srvc August	0	08/01/2017	12/08/2017	264.00
	LEADING IT SOLUTIONS	22089	Re Wiring	0	08/07/2017	12/08/2017	52.50
	LEADING IT SOLUTIONS	22306WC	Mthly Srvc October	0	10/01/2017	12/08/2017	264.00
	LEADING IT SOLUTIONS	22636WC	Mthly Srvc December	0	12/01/2017	12/08/2017	268.20
							<u>1,003.05</u>
10-10-8433.000	Janitorial Service KRYSTAL KLEEN	779	Window Cleaning VH	0	12/05/2017	12/08/2017	75.00
	KRYSTAL KLEEN	778	Mthly Cleaning December	0	12/05/2017	12/08/2017	150.00
							<u>225.00</u>
10-10-8440.000	Telephone IN SYNC SYSTEMS INC.	17303	Phone Re-Programming	0	10/10/2017	12/08/2017	175.62
							<u>175.62</u>
10-10-8495.000	Dues & Subscriptio ARBOR DAY FOUNDATION	120117	Membership	0	12/01/2017	12/08/2017	15.00
							<u>15.00</u>
10-10-8498.000	Community Affairs P.F. PETTIBONE & CO.	173429	ID Cards	0	11/22/2017	12/08/2017	10.80
							<u>10.80</u>
						Total Dept. Administration:	6,466.04
Dept: 15 Police Department							
10-15-8163.000	Medical/Dental/Life AETNA	H5704900	Mthly Premiums	0	11/15/2017	12/08/2017	6,971.60
	DEARBORN NATIONAL LIFE	110817	Mthly Premiums	0	11/08/2017	12/08/2017	114.91
	PRINCIPAL FINANCIAL GROU	111717	Mthly Premiums	0	11/17/2017	12/08/2017	713.11

INVOICE APPROVAL LIST BY FUND REPORT

December 13, 2017

Date: 12/08/2017

Time: 1:36 pm

Page: 2

VILLAGE OF LAKEWOOD

Fund/Dept/Acct	Vendor Name	Invoice #	Invoice Desc.	Check #	Due Date	Posting Date	Amount
							7,799.62
10-15-8202.000	Office Supplies OFFICE DEPOT BUSINESS C	112717	Office Supplies	0	11/27/2017	12/08/2017	31.58
							31.58
10-15-8416.000	Equipment O/M/R THE BOAT HOUSE	8500	Winterize, Oil, Spark Plugs PD	0	12/05/2017	12/08/2017	623.02
	ULTRA STROBE COMMUNIC.	073343	Install Gun Lock	0	12/05/2017	12/08/2017	169.40
							792.42
10-15-8430.000	Computer Service: LEADING IT SOLUTIONS	22060WC	Mthly Srvc August	0	08/01/2017	12/08/2017	88.00
	LEADING IT SOLUTIONS	22089	Re Wiring	0	08/07/2017	12/08/2017	17.50
	LEADING IT SOLUTIONS	22306WC	Mthly Srvc October	0	10/01/2017	12/08/2017	88.00
	LEADING IT SOLUTIONS	22636WC	Mthly Srvc December	0	12/01/2017	12/08/2017	89.40
							282.90
10-15-8440.000	Telephone IN SYNC SYSTEMS INC.	17303	Phone Re-Programming	0	10/10/2017	12/08/2017	175.63
	VERIZON WIRELESS	9797057188	Mthly Srvc	0	11/26/2017	12/08/2017	77.49
							253.12
10-15-8443.000	Fire Protection Sei CITY OF CRYSTAL LAKE	0018119	Fire Srvc January	0	12/01/2017	12/08/2017	66,668.62
							66,668.62
10-15-8615.000	Computer Equipm LEADING IT SOLUTIONS	22717	Laptop Smith	0	12/06/2017	12/08/2017	1,030.00
							1,030.00
Total Dept. Police Department:							76,858.26
Dept: 21 Public Works Department							
10-21-8163.000	Medical/Dental/Life AETNA	H5704900	Mthly Premiums	0	11/15/2017	12/08/2017	2,473.30
	DEARBORN NATIONAL LIFE	110817	Mthly Premiums	0	11/08/2017	12/08/2017	36.17
	PRINCIPAL FINANCIAL GROU	111717	Mthly Premiums	0	11/17/2017	12/08/2017	197.42
							2,706.89
10-21-8170.000	Physicals/Drug Te: CENTEGRA OCCUPATIONAL	201106	1 (EE) DOT Physical	0	11/21/2017	12/08/2017	75.00
	CENTEGRA OCCUPATIONAL	201193	1 (EE) DOT 2 (EE) Vaccinate	0	11/24/2017	12/08/2017	75.00
	CENTEGRA OCCUPATIONAL	202007	Pre Employ (1EE)	0	12/05/2017	12/08/2017	120.00
							270.00
10-21-8202.000	Office Supplies OFFICE DEPOT BUSINESS C	112717	Office Supplies	0	11/27/2017	12/08/2017	31.58
							31.58
10-21-8212.000	Street Lights M/R : COM ED	112117	Street Lights Act2268116027	0	11/21/2017	12/08/2017	240.07
	STEINER ELECTRIC CO.	S005893288.001	Street Light Repairs SSA 2	0	11/27/2017	12/08/2017	119.56
							359.63
10-21-8214.000	Building O/M/R Su ACE HARDWARE	106674	Lampholders	0	11/28/2017	12/08/2017	9.99
	MENARDS	55195	Light Bulbs	0	11/28/2017	12/08/2017	33.84
							43.83
10-21-8215.000	Vehicle O/M/R Sup BOTT'S WELDING & TRUCK,	625111	Welding Supplies	0	11/17/2017	12/08/2017	131.28
	RUSH TRUCK CENTERS OF	3008527589	Tail Pipe	0	11/17/2017	12/08/2017	73.61
	UNITED LABORATORIES	INV207036	Descaler	0	11/14/2017	12/08/2017	316.53

INVOICE APPROVAL LIST BY FUND REPORT

December 13, 2017

Date: 12/08/2017

Time: 1:36 pm

Page: 3

VILLAGE OF LAKEWOOD

Fund/Dept/Acct	Vendor Name	Invoice #	Invoice Desc.	Check #	Due Date	Posting Date	Amount
							521.42
10-21-8216.000	Equipment O/M/R AIRGAS	9069812773	Gas	0	11/15/2017	12/08/2017	339.07
							339.07
10-21-8217.000	Grounds M/R Supl ACE HARDWARE	106531	Tool	0	11/16/2017	12/08/2017	39.99
							39.99
10-21-8225.000	Gas, Oil & Antifree PETROCHOICE	10357858	404G Fuel 180G Diesel	0	11/21/2017	12/08/2017	491.20
							491.20
10-21-8230.000	Snow & Ice Contrc ALGONQUIN TOWNSHIP	111517	2,000 G Supermix	0	11/15/2017	12/08/2017	2,180.00
							2,180.00
10-21-8250.000	Bituminous Patch GESKE & SONS, INC.	39449	1TN Cold Patch	0	11/29/2017	12/08/2017	145.00
	GESKE & SONS, INC.	39452	1TN Cold Patch	0	11/30/2017	12/08/2017	145.00
							290.00
10-21-8412.000	Street Lights M/R ASSOCIATED ELECTRICAL	11-16-2017	Repair Lighting	0	11/16/2017	12/08/2017	1,153.32
							1,153.32
10-21-8415.000	Vehicle Maintenanc ULTRA STROBE COMMUNIC.	073265	Lighting for Truck	0	11/20/2017	12/08/2017	420.95
							420.95
10-21-8430.000	Computer Service: COMCAST	111817	Mthly Srvc PW	0	11/18/2017	12/08/2017	114.35
	LEADING IT SOLUTIONS	22060WC	Mthly Srvc August	0	08/01/2017	12/08/2017	88.00
	LEADING IT SOLUTIONS	22089	Re Wiring	0	08/07/2017	12/08/2017	17.50
	LEADING IT SOLUTIONS	22306WC	Mthly Srvc October	0	10/01/2017	12/08/2017	88.00
	LEADING IT SOLUTIONS	22636WC	Mthly Srvc December	0	12/01/2017	12/08/2017	89.40
							397.25
10-21-8440.000	Telephone VERIZON WIRELESS	9797057188	Mthly Srvc	0	11/26/2017	12/08/2017	77.49
							77.49
							Total Dept. Public Works Department: 9,322.62
Dept: 24 Building Department							
10-24-8163.000	Medical/Dental/Life AETNA	H5704900	Mthly Premiums	0	11/15/2017	12/08/2017	1,095.20
	DEARBORN NATIONAL LIFE	110817	Mthly Premiums	0	11/08/2017	12/08/2017	10.94
	PRINCIPAL FINANCIAL GROU	111717	Mthly Premiums	0	11/17/2017	12/08/2017	95.36
							1,201.50
10-24-8430.000	Computer Service: LEADING IT SOLUTIONS	22060WC	Mthly Srvc August	0	08/01/2017	12/08/2017	88.00
	LEADING IT SOLUTIONS	22089	Re Wiring	0	08/07/2017	12/08/2017	17.50
	LEADING IT SOLUTIONS	22306WC	Mthly Srvc October	0	10/01/2017	12/08/2017	88.00
	LEADING IT SOLUTIONS	22636WC	Mthly Srvc December	0	12/01/2017	12/08/2017	89.40
							282.90
10-24-8438.000	Architectural Revis PEYER/ANNIE//	120117	ARP Reviews November	0	12/01/2017	12/08/2017	100.00
							100.00
							Total Dept. Building Department: 1,584.40

INVOICE APPROVAL LIST BY FUND REPORT

December 13, 2017

Date: 12/08/2017

Time: 1:36 pm

Page: 4

VILLAGE OF LAKEWOOD

Fund/Dept/Acct	Vendor Name	Invoice #	Invoice Desc.	Check #	Due Date	Posting Date	Amount
Total Fund General Fund:							95,210.66
Fund: 25 Tax Increment Financing							
Dept: 00 Non-Department							
25-00-3101.000 Property Tax Reve							
92131 LLC		1804200011	Refund TIF	0	12/06/2017	12/08/2017	70.50
CHGO TITLE LAND TR CO		1333100008	Refund TIF	0	12/06/2017	12/08/2017	21.00
COMMONWEALTH EDISON C		1333100001	Refund TIF	0	12/06/2017	12/08/2017	90.78
COMMONWEALTH EDISON C		1332200015	Refund TIF	0	12/06/2017	12/08/2017	105.00
COMMONWEALTH EDISON C		1332200003	Refund TIF	0	12/06/2017	12/08/2017	45.40
CRAIG/JAY & JOHN//		1333451001	Refund TIF	0	12/06/2017	12/08/2017	65.18
CRAIG/JAY & JOHN//		1333451002	Refund TIF	0	12/06/2017	12/08/2017	65.18
CRAIG/JAY & JOHN//		1333451003	Refund TIF	0	12/06/2017	12/08/2017	1,783.48
CRYSTAL WOODS GOLF CLI		1333400009	Refund TIF	0	12/06/2017	12/08/2017	179.36
CRYSTAL WOODS GOLF CLI		1333400004	Refund TIF	0	12/06/2017	12/08/2017	353.78
CRYSTAL WOODS GOLF CLI		1333300003	Refund TIF	0	12/06/2017	12/08/2017	930.56
DOUGLAS/WILLIAM & DONN		1333300007	Refund TIF	0	12/06/2017	12/08/2017	325.36
EHLENBURG/DEBBIE//		1333300019	Refund TIF	0	12/06/2017	12/08/2017	8.20
EHLENBURG/DEBBIE//		1333300018	Refund TIF	0	12/06/2017	12/08/2017	13.68
EHLENBURG/DEBBIE//		1333300017	Refund TIF	0	12/06/2017	12/08/2017	16.30
EHLENBURG/DEBBIE//		1333100015	Refund TIF	0	12/06/2017	12/08/2017	245.84
EHLENBURG/DEBBIE//		1333100013	Refund TIF	0	12/06/2017	12/08/2017	185.04
EHLENBURG/STEPHEN R&D		1333300009	Refund TIF	0	12/06/2017	12/08/2017	1,701.56
EHLENBURG/WEBSTER//		1333300001	Refund TIF	0	12/06/2017	12/08/2017	1,966.44
HELLYER/JOSEPH & DIANE/		1333300005	Refund TIF	0	12/06/2017	12/08/2017	1,292.76
HELLYER/PHILIP//		1333452002	Refund TIF	0	12/06/2017	12/08/2017	68.02
HELLYER/PHILIP//		1333452001	Refund TIF	0	12/06/2017	12/08/2017	68.02
KOLZE PROP PRTNNSHP		1332100035	Refund TIF	0	12/06/2017	12/08/2017	21.76
KOLZES CORNER GARDENS		1332100036	Refund TIF	0	12/06/2017	12/08/2017	292.44
MAB REAL EST HLDGS LLC		1332200012	Refund TIF	0	12/06/2017	12/08/2017	116.70
MORRICE/WILLIAM//		1333100007	Refund TIF	0	12/06/2017	12/08/2017	13.02
SOUNDE/SCOTT H. & THERE		1803100026	Refund TIF	0	12/06/2017	12/08/2017	1,948.28
STADE/GORDON//		1804200012	Refund TIF	0	12/06/2017	12/08/2017	23.84
SWANSON/DALE & LORI//		1333300015	Refund TIF	0	12/06/2017	12/08/2017	19.36
TEETSOV/ANTS & LEINI//		1333400002	Refund TIF	0	12/06/2017	12/08/2017	143.16
Total Dept. Non-Department:							12,180.00
Increment Financing Dist:							12,180.00
Fund: 30 General Capital Fund							
Dept: 00 Non-Department							
30-00-8620.150 Equipment Police							
LEADING IT SOLUTIONS		22241	Watchguard Camera Install	0	09/07/2017	12/08/2017	550.00
Total Dept. Non-Department:							550.00
Fund General Capital Fund:							550.00
Fund: 60 Lakewood Utilities							
Dept: 00 Non-Department							
60-00-8163.000 Medical/Dental/Lif							
AETNA		H5704900	Mthly Premiums	0	11/15/2017	12/08/2017	3,056.40
DEARBORN NATIONAL LIFE		110817	Mthly Premiums	0	11/08/2017	12/08/2017	53.96
PRINCIPAL FINANCIAL GROU		111717	Mthly Premiums	0	11/17/2017	12/08/2017	252.05
Total Dept. Non-Department:							3,362.41
60-00-8170.000 Physicals/Drug Test							
CENTEGRA OCCUPATIONAL		201193	1 (EE) DOT 2 (EE) Vaccinate	0	11/24/2017	12/08/2017	128.00

INVOICE APPROVAL LIST BY FUND REPORT

December 13, 2017

Date: 12/08/2017

Time: 1:36 pm

Page: 5

VILLAGE OF LAKEWOOD

Fund/Dept/Acct	Vendor Name	Invoice #	Invoice Desc.	Check #	Due Date	Posting Date	Amount
							128.00
60-00-8202.000	Office Supplies OFFICE DEPOT BUSINESS C	112717	Office Supplies	0	11/27/2017	12/08/2017	31.58
							31.58
60-00-8217.000	Grounds M/R Supj FULLIFE SAFETY CENTER	37461	Baracades for leak repairs	0	12/05/2017	12/08/2017	394.80
							394.80
60-00-8225.000	Gas, Oil & Antifree NAPA -AUTO PARTS	969929	Oil	0	12/04/2017	12/08/2017	9.33
							9.33
60-00-8430.000	Computer Service: COMCAST	112417B	Mthly Srvc LWU	0	11/24/2017	12/08/2017	119.35
	LEADING IT SOLUTIONS	22060WC	Mthly Srvc August	0	08/01/2017	12/08/2017	264.00
	LEADING IT SOLUTIONS	22089	Re Wiring	0	08/07/2017	12/08/2017	52.50
	LEADING IT SOLUTIONS	22306WC	Mthly Srvc October	0	10/01/2017	12/08/2017	264.00
	LEADING IT SOLUTIONS	22636WC	Mthly Srvc December	0	12/01/2017	12/08/2017	268.20
							968.05
60-00-8433.000	Janitorial Service KRYSTAL KLEEN	779	Window Cleaning VH	0	12/05/2017	12/08/2017	75.00
	KRYSTAL KLEEN	778	Mthly Cleaning December	0	12/05/2017	12/08/2017	150.00
							225.00
60-00-8440.000	Telephone VERIZON WIRELESS	9797057188	Mthly Srvc	0	11/26/2017	12/08/2017	77.49
							77.49
Total Dept. Non-Department:							5,196.66
Dept: 25 Water Department							
60-25-8214.000	Building O/M/R Su STEINER ELECTRIC CO.	S005889506.001	WTP Replacement Bulbs	0	11/16/2017	12/08/2017	133.90
							133.90
60-25-8223.000	Chemicals HAWKINS, INC.	4184083	Tower 1 Chlorine	0	11/14/2017	12/08/2017	163.80
							163.80
60-25-8439.000	Electricity COMED	120417A	WTP Act2079103005	0	12/04/2017	12/08/2017	572.78
							572.78
60-25-8444.000	Water Testing Sen PDC LABORATORIES, INC	882187S	Bactie Testing	0	11/15/2017	12/08/2017	250.00
							250.00
60-25-8621.000	Water Meters WATER RESOURCES, INC.	31871	Water Meters	0	11/21/2017	12/08/2017	1,738.00
							1,738.00
Total Dept. Water Department:							2,858.48
Dept: 28 Sewer Department							
60-28-8420.000	Sanitary Sewer O/ DAHM ENTERPRISES, INC.	7707	1st Round Haul Solid's	0	11/20/2017	12/08/2017	3,280.20
							3,280.20
60-28-8439.000	Electricity COMED	120417B	Stonecastle Lift Act0180149017	0	12/04/2017	12/08/2017	50.84
	COMED	113017	WWTP Act0579054014	0	11/30/2017	12/08/2017	74.66

INVOICE APPROVAL LIST BY FUND REPORT

December 13, 2017

Date: 12/08/2017

Time: 1:36 pm

Page: 6

VILLAGE OF LAKEWOOD

Fund/Dept/Acct	Vendor Name	Invoice #	Invoice Desc.	Check #	Due Date	Posting Date	Amount
							125.50
60-28-8444.000	Water Testing Sen PDC LABORATORIES, INC	882186S	Sludge Testing	0	11/15/2017	12/08/2017	436.30
							436.30
60-28-8445.000	Natural Gas/Propa NICOR GAS	112917	WWTP	0	11/29/2017	12/08/2017	350.49
							350.49
Total Dept. Sewer Department:							4,192.49
I Fund Lakewood Utilities:							12,247.63
Fund: 66 SSA #2 (Brighton Oaks)							
Dept: 00 Non-Department							
66-00-8412.000	Street Lights M/R STEINER ELECTRIC CO.	S005893288.001	Street Light Repairs SSA 2	0	11/27/2017	12/08/2017	425.00
							425.00
Total Dept. Non-Department:							425.00
d SSA #2 (Brighton Oaks):							425.00
Fund: 72 Special Service Area #8							
Dept: 00 Non-Department							
72-00-8439.000	Electricity						
	COMED	120517A	Trnbry Aerator Act1187171081	0	12/05/2017	12/08/2017	31.18
	COMED	120517B	Trnbry Aerator Act3128680001	0	12/05/2017	12/08/2017	31.18
	COMED	120517C	Bonnie Aerator Act1466128040	0	12/05/2017	12/08/2017	75.55
							137.91
Total Dept. Non-Department:							137.91
d Special Service Area #8:							137.91
Fund: 85 Refuse Fund							
Dept: 00 Non-Department							
85-00-8163.000	Medical/Dental/Lif						
	AETNA	H5704900	Mthly Premiums	0	11/15/2017	12/08/2017	102.70
	DEARBORN NATIONAL LIFE	110817	Mthly Premiums	0	11/08/2017	12/08/2017	1.37
	PRINCIPAL FINANCIAL GROI	111717	Mthly Premiums	0	11/17/2017	12/08/2017	6.94
							111.01
85-00-8491.000	Refuse Service MDC ENVIRONMENTAL SER'	18022855	December Service	0	12/01/2017	12/08/2017	24,947.13
							24,947.13
Total Dept. Non-Department:							25,058.14
Total Fund Refuse Fund:							25,058.14
Fund: 94 Golf Course Fund							
Dept: 30 Golf Course/Pro Shop							
94-30-8163.000	Medical/Dental/Lif						
	AETNA	H5704900	Mthly Premiums	0	11/15/2017	12/08/2017	1,369.00
	DEARBORN NATIONAL LIFE	110817	Mthly Premiums	0	11/08/2017	12/08/2017	13.68
	PRINCIPAL FINANCIAL GROI	111717	Mthly Premiums	0	11/17/2017	12/08/2017	119.20
							1,501.88
94-30-8354.000	Repairs (Carts)						

INVOICE APPROVAL LIST BY FUND REPORT

December 13, 2017

Date: 12/08/2017

Time: 1:36 pm

Page: 7

VILLAGE OF LAKEWOOD

Fund/Dept/Acct	Vendor Name	Invoice #	Invoice Desc.	Check #	Due Date	Posting Date	Amount
	E-Z GO TEXTRON, INC.	91189955	Parts for Golf Carts	0	09/06/2017	12/08/2017	871.10
	E-Z GO TEXTRON, INC.	91219552	Parts for Golf Carts	0	10/06/2017	12/08/2017	328.82
							1,199.92
							Total Dept. Golf Course/Pro Shop: 2,701.80
Dept: 35 Food & Beverage Depart							
94-35-8416.000	Equipment O/M/R						
	MICKEY'S LINEN & TOWEL S	7033180	Linens	0	10/03/2017	12/08/2017	64.00
	TRITZ BEVERAGE SYSTEM,	66742	Line Cleaning	0	11/23/2017	12/08/2017	25.00
							89.00
							I Dept. Food & Beverage Department: 89.00
Dept: 40 Course Maintenance De							
94-40-8163.000	Medical/Dental/Life						
	AETNA	H5704900	Mthly Premiums	0	11/15/2017	12/08/2017	1,027.00
	DEARBORN NATIONAL LIFE	110817	Mthly Premiums	0	11/08/2017	12/08/2017	13.68
	PRINCIPAL FINANCIAL GRO	111717	Mthly Premiums	0	11/17/2017	12/08/2017	69.43
							1,110.11
94-40-8416.000	Equipment O/M/R						
	R&R PRODUCTS, INC.	CD2180683	Bedknife	0	11/10/2017	12/08/2017	348.65
							348.65
94-40-8440.000	Telephone						
	VERIZON WIRELESS	9797057188	Mthly Srvc	0	11/26/2017	12/08/2017	31.63
							31.63
94-40-8490.000	Contractual Servic						
	PITEL SEPTIC, INC.	14937	Porta Potty Rental	0	11/15/2017	12/08/2017	400.00
	UNRUH/STEVE//	20171125	Consult Srvc 10/1/17-11/1-17	0	11/25/2017	12/08/2017	420.00
							820.00
							Dept. Course Maintenance Department: 2,310.39
Dept: 45 General & Administrativ							
94-45-8163.000	Medical/Dental/Life						
	AETNA	H5704900	Mthly Premiums	0	11/15/2017	12/08/2017	752.95
	DEARBORN NATIONAL LIFE	110817	Mthly Premiums	0	11/08/2017	12/08/2017	7.53
	PRINCIPAL FINANCIAL GRO	111717	Mthly Premiums	0	11/17/2017	12/08/2017	65.56
							826.04
94-45-8414.000	Building Maintenan						
	ALTHOFF INDUSTRIES, INC.	S409772	Heater Repairs Redtail	0	12/01/2017	12/08/2017	949.10
							949.10
94-45-8429.000	Security Monitorin						
	A-ABLE ALARM SERVICE, IN	M29734	Annual Alarm 1/18-12/18	0	12/01/2017	12/08/2017	804.00
							804.00
94-45-8430.000	Computer Service:						
	LEADING IT SOLUTIONS	22060WC	Mthly Srvc August	0	08/01/2017	12/08/2017	88.00
	LEADING IT SOLUTIONS	22089	Re Wiring	0	08/07/2017	12/08/2017	17.50
	LEADING IT SOLUTIONS	22306WC	Mthly Srvc October	0	10/01/2017	12/08/2017	88.00
	LEADING IT SOLUTIONS	22636WC	Mthly Srvc December	0	12/01/2017	12/08/2017	89.40
							282.90
94-45-8440.000	Telephone						
	VERIZON WIRELESS	9797057188	Mthly Srvc	0	11/26/2017	12/08/2017	62.78
							62.78
94-45-8495.000	Dues & Subscripti						
	UNITED STATES GOLF ASSC	6450	2018 Membership	0	12/01/2017	12/08/2017	110.00

INVOICE APPROVAL LIST BY FUND REPORT

December 13, 2017

Date: 12/08/2017

Time: 1:36 pm

Page: 8

VILLAGE OF LAKEWOOD

Fund/Dept/Acct	Vendor Name	Invoice #	Invoice Desc.	Check #	Due Date	Posting Date	Amount
							<u>110.00</u>
						Dept. General & Administrative Dept:	<u>3,034.82</u>
						al Fund Golf Course Fund:	<u>8,136.01</u>
						Grand Total:	153,945.35

Village of Lakewood

General Fund
Financial Statements
for the period of
May 1, 2017 to September 30, 2017

Listing of Reports:

- Cash & Investments
- General Fund Revenues
- Summary of General Fund Revenue/Expenditures
- Revenue/Expenditures (for all funds)

Village of Lakewood
Cash & Investment Balances
For Month Ending September 30, 2017

Fund	Home State Bank (1)	BMO Harris	Illinois Funds	Investment PMA	Restricted Cash	Total Cash & Investments	Operating Reserve (2)	Unrestricted Cash (3)
General	\$ 1,617,842	\$ 44,403	\$ 650,820	\$ 313,318	\$ -	\$ 2,626,383	\$ 691,141	\$ 1,935,242
General Capital Fund	(617,535)	-	-	-	-	(617,535)	-	(617,535)
Impact Fee	61,919	-	767,107	218,059	-	1,047,085	-	1,047,085
SSA #2	1,094	-	-	-	-	1,094	346	748
SSA #3	78,144	-	-	-	-	78,144	459	77,685
SSA #4	32,076	-	-	-	-	32,076	-	32,076
SSA #5	5,846	-	-	-	-	5,846	-	5,846
SSA #6	1,634	-	-	-	-	1,634	-	1,634
SSA #7	(41)	-	-	-	-	(41)	-	(41)
SSA #8	(2,703)	-	-	-	-	(2,703)	10,752	(13,455)
Governmental Funds	1,178,276	44,403	1,417,927	531,377	-	3,171,983	702,698	2,469,285
Lakewood Utilities	1,172,744	-	296,812	721,149	55,192	2,245,897	275,581	1,970,316
LU Capital Improvement	310,288	104,753	1,376	-	-	416,417	na	416,417
East Sewer	(111,109)	-	50,251	-	-	(60,858)	-	(60,858)
Refuse	21,458	-	-	-	-	21,458	74,558	(53,100)
Utility Funds	1,393,381	104,753	348,439	721,149	55,192	2,622,914	350,140	2,272,775
Motor Fuel Tax	-	-	181,123	-	-	181,123	-	181,123
TIF Fund	18,957	-	-	-	-	18,957	-	18,957
Lake Patrol	27,502	-	-	-	-	27,502	7,511	19,991
RedTail Golf Club	506,765	-	-	1,559	-	508,324	216,582	291,742
Agency (4)	180,191	-	-	-	-	180,191	-	180,191
Other Funds	733,415	-	181,123	1,559	-	916,097	224,093	692,004
Total Cash & Investments	\$ 3,305,071	\$ 149,156	\$ 1,947,489	\$ 1,254,085	\$ 55,192	\$ 6,710,993	\$ 1,276,930	\$ 5,434,063

(1) "Home State Bank" includes both operating accounts and money market accounts at this institution.

(2) "Operating Reserve" is equal to 3 months of operating expenses for the fund based upon Fiscal Year 2017 expenditures.

(3) "Unrestricted Cash" is equal to "Total Cash & Investments" less "Operating Reserve".

(4) "Agency Fund" holds restricted assets from third parties related to developments. These funds are held for specific projects, but unrestricted as to type of expenditure relating to the specific development project.

Village of Lakewood
General Fund Revenues
May 1, 2017 to September 30, 2017

General Fund Revenue Sources	September Actual	Fiscal Year-To-Date			Annual Budget	(Over)/Under Budget	% Received
		Actual	Budget	Variance			
Taxes							
Property Tax	\$ 243,901	\$ 559,813	\$ 412,857	\$ (146,956)	\$ 578,000	\$ 18,187	96.9%
State Income Tax	36,399	206,932	156,708	(50,224)	376,100	169,168	55.0%
Sales Tax	23,091	93,079	95,000	1,921	228,000	134,921	40.8%
Replacement Tax	-	628	938	310	2,250	1,622	27.9%
Telecom Tax	6,061	31,763	34,917	3,154	83,800	52,037	37.9%
Gas Utility Tax	2,356	16,906	20,083	3,177	48,200	31,294	35.1%
Electric Tax	12,539	48,891	49,500	609	118,800	69,909	41.2%
Total Tax Revenues:	324,347	958,012	770,003	(188,009)	1,435,150	477,138	66.8%
License & Franchise							
Liquor Licenses	-	-	-	-	10,000	10,000	0.0%
Cable Franchise	-	39,845	32,208	(7,637)	77,300	37,455	51.5%
Total License & Permits:	-	39,845	32,208	(7,637)	87,300	47,455	45.6%
Building Permits & Fees							
Building Permits & Fees:	5,929	24,943	32,583	7,640	78,200	53,257	31.9%
Stormwater Maint. Permits	2,040	7,480	5,950	(1,530)	14,280	6,800	52.4%
Architectural Review	1,050	3,200	1,281	(1,919)	3,075	(125)	104.1%
Misc. Income/Donations	-	-	-	-	-	-	0.0%
Total Building Fees:	9,019	35,623	39,815	4,192	95,555	59,932	37.3%
Public Safety Revenue							
Fire Protection Property Tax	312,542	718,110	533,036	(185,074)	746,250	28,140	96.2%
Police Protection Property Tax	187,525	430,865	319,821	(111,044)	447,750	16,885	96.2%
Overweight Truck Permit	-	1,700	833	(867)	2,000	300	85.0%
Event Patrol	-	-	313	313	750	750	0.0%
Court Fines	3,460	13,541	14,583	1,042	35,000	21,459	38.7%
Local Fines	-	-	500	500	1,200	1,200	0.0%
DUI Fines	-	-	146	146	350	350	0.0%
Squad Fines	94	577	833	256	2,000	1,423	28.9%
Bond Processing Fee	-	-	42	42	100	100	0.0%
Sale of Village Assets	-	-	3,125	3,125	7,500	7,500	0.0%
Other Revenue-Donations/Grant	50	155	208	53	500	345	31.0%
Total Public Safety Revenue:	503,671	1,164,948	873,440	(291,508)	1,243,400	78,452	93.7%
Other Revenues							
Lot Mowing	100	800	875	75	2,100	1,300	38.1%
Administrative fees	-	-	83	83	200	200	0.0%
Interest Income	1,375	5,915	1,250	(4,665)	3,000	(2,915)	197.2%
Rental Income	875	4,375	6,729	2,354	16,150	11,775	27.1%
Transfer in reserves	-	-	4,288	4,288	10,290	10,290	0.0%
Sale of Village Assets	-	-	4,167	4,167	10,000	10,000	0.0%
Misc. Income/Donations	536	1,320	1,875	555	4,500	3,180	29.3%
Total Other Revenues:	2,886	12,410	19,267	6,857	46,240	33,830	26.8%
Total General Fund Revenues:	\$ 839,923	\$ 2,210,838	\$ 1,734,733	\$ 476,105	\$ 2,907,645	\$ (696,807)	76.0%

Village of Lakewood
Summary of General Fund Revenues & Expenditures
 May 1, 2017 to September 30, 2017

	September	Fiscal Year-To-Date			Annual	(Over)/Under	%
	Actual	Actual	Budget	Variance	Budget	Budget	Budget
Revenues:							
Taxes	\$ 324,347	\$ 958,012	\$ 770,003	\$ (188,009)	\$ 1,435,150	\$ 477,138	66.8%
License & Franchise	-	39,845	32,208	(7,637)	87,300	47,455	45.6%
Building Permit Fees	9,019	35,623	39,815	4,192	95,555	59,932	37.3%
Public Safety	503,671	1,164,948	873,440	(291,508)	1,243,400	78,452	93.7%
Other	2,886	12,410	19,267	6,857	46,240	33,830	26.8%
Total Revenues:	839,923	2,210,838	1,734,733	(476,105)	2,907,645	696,807	76.0%
Expenditures:							
Administration	35,837	159,243	128,667	(30,576)	308,800	149,557	51.6%
Public Safety	134,651	684,107	741,063	56,956	1,778,550	1,094,443	38.5%
Planning & Zoning	17,359	35,851	30,458	(5,393)	73,100	37,249	49.0%
Public Properties	23,541	124,038	162,785	38,747	390,685	266,647	31.7%
Building	6,650	26,653	35,773	9,120	85,855	59,202	31.0%
Total Expenditures:	218,038	1,029,892	1,098,746	68,854	2,636,990	1,607,098	39.1%
Revenue Over/(Under) Expenditures:	\$ 621,885	\$ 1,180,946	\$ 635,987	\$ 544,959	\$ 270,655	\$ 910,291	

REVENUE/EXPENDITURE REPORT

VILLAGE OF LAKEWOOD

For the Period: 5/1/2017 to 9/30/2017	Original Bud.	Amended Bud.	Annual Actual	CURR MTH	Encumb. YTD	UnencBal	% Bud
Fund Type: 1.1 General fund							
Fund: 10 - General Fund							
Revenues							
Dept: 00 Non-Department							
3101.010 Property Tax - General Fund	423,000.00	423,000.00	420,608.07	183,061.25	0.00	2,391.93	99.4
3101.028 Property Tax - Rd. & Bridge	20,900.00	20,900.00	20,952.74	9,372.93	0.00	-52.74	100.3
3101.032 Property Tax - Audit	4,950.00	4,950.00	4,788.38	2,084.05	0.00	161.62	96.7
3101.036 Property Tax - Unemp. Ins.	3,450.00	3,450.00	3,352.04	1,458.91	0.00	97.96	97.2
3101.040 Property Tax - IMRF	64,350.00	64,350.00	62,237.17	27,087.48	0.00	2,112.83	96.7
3101.041 Property Tax - Social Security	61,350.00	61,350.00	47,872.37	20,836.80	0.00	13,477.63	78.0
3140.000 Income Tax	376,100.00	376,100.00	206,931.88	36,398.68	0.00	169,168.12	55.0
3141.000 Sales Tax	228,000.00	228,000.00	93,078.67	23,090.91	0.00	134,921.33	40.8
3142.000 Replacement Tax	2,250.00	2,250.00	627.64	0.00	0.00	1,622.36	27.9
3204.000 Telecom Tax	83,800.00	83,800.00	31,762.46	6,060.99	0.00	52,037.54	37.9
3205.000 Gas Utility Tax	48,200.00	48,200.00	16,905.32	2,356.49	0.00	31,294.68	35.1
3206.000 Electric Utility Tax	118,800.00	118,800.00	48,891.54	12,538.82	0.00	69,908.46	41.2
3322.000 Liquor License	10,000.00	10,000.00	0.00	0.00	0.00	10,000.00	0.0
3324.000 Cable TV Franchise	77,300.00	77,300.00	39,844.98	0.00	0.00	37,455.02	51.5
3702.000 Interest Income	3,000.00	3,000.00	5,915.27	1,374.98	0.00	-2,915.27	197.2
3713.000 Interfund Loan Receivable	14,645.00	14,645.00	0.00	0.00	0.00	14,645.00	0.0
3803.000 Lot Mowing	2,100.00	2,100.00	800.00	100.00	0.00	1,300.00	38.1
3806.000 Administrative Fee	200.00	200.00	0.00	0.00	0.00	200.00	0.0
3833.000 Safety Grant	2,590.00	2,590.00	0.00	0.00	0.00	2,590.00	0.0
3850.000 Sale of Vlg Assets	10,000.00	10,000.00	0.00	0.00	0.00	10,000.00	0.0
3855.000 Rental Income	16,150.00	16,150.00	4,375.00	875.00	0.00	11,775.00	27.1
3899.000 Miscellaneous Inc.	4,500.00	4,500.00	1,320.92	536.48	0.00	3,179.08	29.4
3903.000 Transfer In - Reserves	10,290.00	10,290.00	0.00	0.00	0.00	10,290.00	0.0
<hr/>							
Non-Department	1,585,925.00	1,585,925.00	1,010,264.45	327,233.77	0.00	575,660.55	63.7
Dept: 15 Police Department							
3101.022 Property Tax - Fire Protection	746,250.00	746,250.00	718,110.16	312,541.79	0.00	28,139.84	96.2
3101.026 Property Tax - Police Prot.	447,750.00	447,750.00	430,864.98	187,525.37	0.00	16,885.02	96.2
3312.000 Overweight Truck Permit	2,000.00	2,000.00	1,700.00	0.00	0.00	300.00	85.0
3503.000 Event-Patrol	750.00	750.00	0.00	0.00	0.00	750.00	0.0
3610.000 Court Fines	35,000.00	35,000.00	13,540.35	3,459.68	0.00	21,459.65	38.7
3611.000 Local Fines	1,200.00	1,200.00	0.00	0.00	0.00	1,200.00	0.0
3613.000 DUI Fines	350.00	350.00	0.00	0.00	0.00	350.00	0.0
3614.000 Squad Fines	2,000.00	2,000.00	577.00	94.00	0.00	1,423.00	28.9
3615.000 Bond Processing Fee	100.00	100.00	0.00	0.00	0.00	100.00	0.0
3850.000 Sale of Vlg Assets	7,500.00	7,500.00	0.00	0.00	0.00	7,500.00	0.0
3899.000 Miscellaneous Inc.	500.00	500.00	155.00	50.00	0.00	345.00	31.0
<hr/>							
Police Department	1,243,400.00	1,243,400.00	1,164,947.49	503,670.84	0.00	78,452.51	93.7
Dept: 20 Planning & Zoning Department							
3556.000 Application Review Fee	0.00	0.00	600.00	200.00	0.00	-600.00	0.0
<hr/>							
Planning & Zoning Department	0.00	0.00	600.00	200.00	0.00	-600.00	0.0
Dept: 24 Building Department							
3301.000 Building Permits	78,200.00	78,200.00	24,342.93	5,728.50	0.00	53,857.07	31.1
3305.000 Stormwater Maint. Permit	14,280.00	14,280.00	7,480.00	2,040.00	0.00	6,800.00	52.4
3560.000 Architectural Review Fees	3,075.00	3,075.00	3,200.00	1,050.00	0.00	-125.00	104.1
<hr/>							
Building Department	95,555.00	95,555.00	35,022.93	8,818.50	0.00	60,532.07	36.7
<hr/>							
Revenues	2,924,880.00	2,924,880.00	2,210,834.87	839,923.11	0.00	714,045.13	75.6
Expenditures							
Dept: 10 Administration							
8101.000 Salaries - Regular	77,000.00	77,000.00	23,369.74	1,940.92	0.00	53,630.26	30.4
8102.000 Salaries - Elected Officials	14,200.00	14,200.00	5,616.65	1,183.33	0.00	8,583.35	39.6
8103.000 Hourly Wages - Full Time	31,040.00	31,040.00	17,017.70	5,017.49	0.00	14,022.30	54.8
8104.000 Hourly Wages - Part Time	38,220.00	38,220.00	16,587.61	2,221.75	0.00	21,632.39	43.4
8161.000 Employers' Share - FICA	12,280.00	12,280.00	4,346.62	777.33	0.00	7,933.38	35.4
8162.000 Employers' Share - IMRF	13,889.00	13,889.00	5,156.74	992.80	0.00	8,732.26	37.1

REVENUE/EXPENDITURE REPORT

VILLAGE OF LAKEWOOD

For the Period: 5/1/2017 to 9/30/2017	Original Bud.	Amended Bud.	Annual Actual	CURR MTH	Encumb. YTD	UnencBal	% Bud
Fund Type: 1.1 General fund							
Fund: 10 - General Fund							
Expenditures							
Dept: 10 Administration							
8163.000 Medical/Dental/Life Insurance	19,530.00	19,530.00	10,649.73	3,557.55	0.00	8,880.27	54.5
8170.000 Physicals/Drug Testing	150.00	150.00	92.00	0.00	0.00	58.00	61.3
8175.000 Employee Programs	1,676.00	1,676.00	686.96	343.48	0.00	989.04	41.0
8180.000 Workers' Compensations Ins.	4,850.00	4,850.00	0.00	0.00	0.00	4,850.00	0.0
8181.000 Unemployment Insurance	350.00	350.00	186.12	25.19	0.00	163.88	53.2
8201.000 Printing/Printed Materials	3,500.00	3,500.00	447.45	35.68	0.00	3,052.55	12.8
8202.000 Office Supplies	4,750.00	4,750.00	1,612.17	244.49	0.00	3,137.83	33.9
8260.000 Mileage Reimbursement	3,000.00	3,000.00	0.00	0.00	0.00	3,000.00	0.0
8272.000 Bank Service Charge	185.00	185.00	50.00	10.00	0.00	135.00	27.0
8403.000 Postage	4,200.00	4,200.00	1,069.32	-5.27	0.00	3,130.68	25.5
8409.000 Disaster Expenses	0.00	0.00	41,560.34	14,984.92	0.00	-41,560.34	0.0
8430.000 Computer Services	6,860.00	6,860.00	3,459.06	408.85	0.00	3,400.94	50.4
8431.000 Copier / Lease Services	1,000.00	1,000.00	264.33	0.00	0.00	735.67	26.4
8432.000 Other Office Equipment Service	420.00	420.00	106.00	0.00	0.00	314.00	25.2
8433.000 Janitorial Service	1,700.00	1,700.00	825.00	300.00	0.00	875.00	48.5
8434.000 Accounting & Auditing Services	21,000.00	21,000.00	10,046.88	0.00	0.00	10,953.12	47.8
8440.000 Telephone	2,400.00	2,400.00	1,140.17	230.96	0.00	1,259.83	47.5
8450.000 Legal Services	25,020.00	25,020.00	11,331.32	3,412.50	0.00	13,688.68	45.3
8455.000 Legal Notices & Newspaper Ads	500.00	500.00	0.00	0.00	0.00	500.00	0.0
8471.000 General Liability Insurance	6,600.00	6,600.00	0.00	0.00	0.00	6,600.00	0.0
8490.000 Contractual Services - NEC	1,775.00	1,775.00	481.75	50.00	0.00	1,293.25	27.1
8495.000 Dues & Subscriptions	7,105.00	7,105.00	2,786.50	0.00	0.00	4,318.50	39.2
8496.000 Prof. Dev. & Training	500.00	500.00	100.00	100.00	0.00	400.00	20.0
8497.000 Travel Expenses	250.00	250.00	0.00	0.00	0.00	250.00	0.0
8498.000 Community Affairs	4,750.00	4,750.00	252.36	5.00	0.00	4,497.64	5.3
8499.000 Contingency	100.00	100.00	0.00	0.00	0.00	100.00	0.0
Administration	308,800.00	308,800.00	159,242.52	35,836.97	0.00	149,557.48	51.6
Dept: 15 Police Department							
8101.000 Salaries - Regular	97,805.00	97,805.00	35,919.41	4,541.54	0.00	61,885.59	36.7
8103.000 Hourly Wages - Full Time	437,790.00	437,790.00	173,862.82	35,260.56	0.00	263,927.18	39.7
8104.000 Hourly Wages - Part Time	8,360.00	8,360.00	2,400.00	0.00	0.00	5,960.00	28.7
8105.000 Overtime	13,000.00	13,000.00	10,081.27	3,473.45	0.00	2,918.73	77.5
8161.000 Employers' Share - FICA	42,610.00	42,610.00	16,397.90	3,204.09	0.00	26,212.10	38.5
8162.000 Employers' Share - IMRF	57,610.00	57,610.00	23,085.77	4,543.96	0.00	34,524.23	40.1
8163.000 Medical/Dental/Life Insurance	97,645.00	97,645.00	41,950.94	12,326.79	0.00	55,694.06	43.0
8170.000 Physicals/Drug Testing	0.00	0.00	193.00	0.00	0.00	-193.00	0.0
8180.000 Workers' Compensations Ins.	13,000.00	13,000.00	0.00	0.00	0.00	13,000.00	0.0
8181.000 Unemployment Insurance	880.00	880.00	131.20	75.09	0.00	748.80	14.9
8201.000 Printing/Printed Materials	200.00	200.00	116.20	104.00	0.00	83.80	58.1
8202.000 Office Supplies	600.00	600.00	198.11	35.41	0.00	401.89	33.0
8215.000 Vehicle O/M/R Supplies	150.00	150.00	0.00	0.00	0.00	150.00	0.0
8216.000 Equipment O/M/R Supplies	0.00	0.00	2,424.00	2,424.00	0.00	-2,424.00	0.0
8225.000 Gas, Oil & Antifreeze	16,000.00	16,000.00	7,001.32	1,451.42	0.00	8,998.68	43.8
8227.000 Radio O/M/R Supplies	500.00	500.00	89.97	89.97	0.00	410.03	18.0
8251.000 Wearing Apparel	3,000.00	3,000.00	1,372.26	320.60	0.00	1,627.74	45.7
8255.000 Patrol Supplies	500.00	500.00	235.26	190.26	0.00	264.74	47.1
8256.000 Investigation Supplies	1,500.00	1,500.00	1,000.00	0.00	0.00	500.00	66.7
8260.000 Mileage Reimbursement	3,000.00	3,000.00	971.84	0.00	0.00	2,028.16	32.4
8403.000 Postage	100.00	100.00	30.29	30.29	0.00	69.71	30.3
8415.000 Vehicle Maintenance & Repair	4,500.00	4,500.00	1,945.91	931.07	0.00	2,554.09	43.2
8416.000 Equipment O/M/R	3,100.00	3,100.00	1,221.30	0.05	0.00	1,878.70	39.4
8430.000 Computer Services	1,820.00	1,820.00	755.79	-1,262.00	0.00	1,064.21	41.5
8440.000 Telephone	5,300.00	5,300.00	1,733.54	348.78	0.00	3,566.46	32.7
8441.000 Dispatch Services	60,550.00	60,550.00	30,441.52	0.00	0.00	30,108.48	50.3
8443.000 Fire Protection Services	805,010.00	805,010.00	319,620.70	63,924.14	0.00	485,389.30	39.7
8450.000 Legal Services	12,000.00	12,000.00	6,836.14	2,418.75	0.00	5,163.86	57.0
8471.000 General Liability Insurance	10,750.00	10,750.00	0.00	0.00	0.00	10,750.00	0.0
8495.000 Dues & Subscriptions	320.00	320.00	25.00	0.00	0.00	295.00	7.8
8496.000 Prof. Dev. & Training	3,400.00	3,400.00	2,926.18	160.00	0.00	473.82	86.1

REVENUE/EXPENDITURE REPORT

VILLAGE OF LAKEWOOD

For the Period: 5/1/2017 to 9/30/2017	Original Bud.	Amended Bud.	Annual Actual	CURR MTH	Encumb. YTD	UnencBal	% Bud
Fund Type: 1.1 General fund							
Fund: 10 - General Fund							
Expenditures							
Dept: 15 Police Department							
8497.000 Travel Expenses	250.00	250.00	46.23	0.00	0.00	203.77	18.5
8498.000 Community Affairs	250.00	250.00	272.49	59.03	0.00	-22.49	109.0
8701.000 Principal Payments	41,000.00	41,000.00	0.00	0.00	0.00	41,000.00	0.0
8702.022 Interest Expense-Series 2008	1,700.00	1,700.00	820.00	0.00	0.00	880.00	48.2
8714.000 Impact Fund Repayment	34,355.00	34,355.00	0.00	0.00	0.00	34,355.00	0.0
Police Department	1,778,555.00	1,778,555.00	684,106.36	134,651.25	0.00	1,094,448.64	38.5
Dept: 20 Planning & Zoning Department							
8201.000 Printing/Printed Materials	100.00	100.00	0.00	0.00	0.00	100.00	0.0
8435.000 Engineering Services	500.00	500.00	0.00	0.00	0.00	500.00	0.0
8450.000 Legal Services	6,500.00	6,500.00	2,868.62	867.50	0.00	3,631.38	44.1
8665.000 Land Acquisition	66,000.00	66,000.00	32,982.28	16,491.14	0.00	33,017.72	50.0
Planning & Zoning Department	73,100.00	73,100.00	35,850.90	17,358.64	0.00	37,249.10	49.0
Dept: 21 Public Works Department							
8101.000 Salaries - Regular	34,000.00	34,000.00	10,734.94	970.46	0.00	23,265.06	31.6
8103.000 Hourly Wages - Full Time	120,070.00	120,070.00	49,807.34	8,916.16	0.00	70,262.66	41.5
8104.000 Hourly Wages - Part Time	8,120.00	8,120.00	4,988.02	258.31	0.00	3,131.98	61.4
8105.000 Overtime	5,670.00	5,670.00	3,084.21	24.29	0.00	2,585.79	54.4
8161.000 Employers' Share - FICA	12,850.00	12,850.00	4,991.40	751.70	0.00	7,858.60	38.8
8162.000 Employers' Share - IMRF	17,625.00	17,625.00	6,539.90	1,040.66	0.00	11,085.10	37.1
8163.000 Medical/Dental/Life Insurance	29,500.00	29,500.00	13,165.26	3,715.87	0.00	16,334.74	44.6
8170.000 Physicals/Drug Testing	755.00	755.00	105.00	75.00	0.00	650.00	13.9
8180.000 Workers' Compensations Ins.	12,500.00	12,500.00	0.00	0.00	0.00	12,500.00	0.0
8181.000 Unemployment Insurance	310.00	310.00	58.37	5.00	0.00	251.63	18.8
8202.000 Office Supplies	500.00	500.00	244.05	0.00	0.00	255.95	48.8
8209.000 Street M/R Supplies	5,575.00	5,575.00	0.00	0.00	0.00	5,575.00	0.0
8210.000 Street Signs M/R Supplies	3,350.00	3,350.00	1,334.64	0.00	0.00	2,015.36	39.8
8212.000 Street Lights M/R Supplies	6,800.00	6,800.00	4,545.12	1,793.44	0.00	2,254.88	66.8
8214.000 Building O/M/R Supplies	2,500.00	2,500.00	268.20	4.98	0.00	2,231.80	10.7
8215.000 Vehicle O/M/R Supplies	10,275.00	10,275.00	390.98	15.56	0.00	9,884.02	3.8
8216.000 Equipment O/M/R Supplies	6,500.00	6,500.00	1,039.48	539.28	0.00	5,460.52	16.0
8217.000 Grounds M/R Supplies	1,600.00	1,600.00	673.14	0.00	0.00	926.86	42.1
8225.000 Gas, Oil & Antifreeze	8,500.00	8,500.00	2,385.01	89.35	0.00	6,114.99	28.1
8226.000 Small Tools	750.00	750.00	200.00	0.00	0.00	550.00	26.7
8230.000 Snow & Ice Control Supplies	38,255.00	38,255.00	0.00	0.00	0.00	38,255.00	0.0
8240.000 Sand & Gravel	2,000.00	2,000.00	511.95	511.95	0.00	1,488.05	25.6
8250.000 Bituminous Patch	1,500.00	1,500.00	362.50	0.00	0.00	1,137.50	24.2
8251.000 Wearing Apperel	1,050.00	1,050.00	303.07	140.89	0.00	746.93	28.9
8401.000 Rental Equipment	1,000.00	1,000.00	70.43	50.43	0.00	929.57	7.0
8412.000 Street Lights MR	4,700.00	4,700.00	1,786.74	817.50	0.00	2,913.26	38.0
8414.000 Building Maintenance & Repairs	3,510.00	3,510.00	890.75	0.00	0.00	2,619.25	25.4
8415.000 Vehicle Maintenance & Repelr	5,000.00	5,000.00	571.95	0.00	0.00	4,428.05	11.4
8416.000 Equipment O/M/R	4,430.00	4,430.00	1,872.33	943.80	0.00	2,557.67	42.3
8417.000 Grounds Maint. & Repairs	9,580.00	9,580.00	264.00	54.96	0.00	9,316.00	2.8
8418.000 Tree Maint. & Purchases	4,800.00	4,800.00	4,460.00	2,285.00	0.00	340.00	92.9
8430.000 Computer Services	2,780.00	2,780.00	1,194.18	192.85	0.00	1,585.82	43.0
8435.000 Engineering Services	10,000.00	10,000.00	3,500.00	0.00	0.00	6,500.00	35.0
8440.000 Telephone	1,200.00	1,200.00	307.32	77.33	0.00	892.68	25.6
8450.000 Legal Services	770.00	770.00	131.25	0.00	0.00	638.75	17.0
8471.000 General Liability Insurance	7,450.00	7,450.00	0.00	0.00	0.00	7,450.00	0.0
8485.000 Private Property Maintenance	2,000.00	2,000.00	1,450.00	225.00	0.00	550.00	72.5
8490.000 Contractual Services - NEC	940.00	940.00	445.85	6.25	0.00	494.15	47.4
8492.000 Licenses & Permits	1,000.00	1,000.00	1,000.00	0.00	0.00	0.00	100.0
8495.000 Dues & Subscriptions	420.00	420.00	320.00	0.00	0.00	100.00	76.2
8496.000 Prof. Dev. & Training	200.00	200.00	35.00	35.00	0.00	165.00	17.5
8498.000 Community Affairs	100.00	100.00	4.49	0.00	0.00	95.51	4.5
8499.000 Contingency	250.00	250.00	0.00	0.00	0.00	250.00	0.0

REVENUE/EXPENDITURE REPORT

VILLAGE OF LAKEWOOD

For the Period: 5/1/2017 to 9/30/2017	Original Bud.	Amended Bud.	Annual Actual	CURR MTH	Encumb. YTD	UnencBal	% Bud
Fund Type: 1.1 General fund							
Fund: 10 - General Fund							
Expenditures							
Public Works Department	390,685.00	390,685.00	124,036.87	23,541.02	0.00	266,648.13	31.7
Dept: 24 Building Department							
8103.000 Hourly Wages - Full Time	18,480.00	18,480.00	7,798.01	1,421.60	0.00	10,681.99	42.2
8104.000 Hourly Wages - Part Time	24,720.00	24,720.00	0.00	0.00	0.00	24,720.00	0.0
8161.000 Employers' Share - FICA	3,310.00	3,310.00	556.70	101.51	0.00	2,753.30	16.8
8162.000 Employers' Share - IMRF	1,950.00	1,950.00	818.78	149.27	0.00	1,131.22	42.0
8163.000 Medical/Dental/Life Insurance	8,100.00	8,100.00	3,916.60	1,343.25	0.00	4,183.40	48.4
8170.000 Physicals/Drug Testing	150.00	150.00	0.00	0.00	0.00	150.00	0.0
8180.000 Workers' Compensations Ins.	570.00	570.00	0.00	0.00	0.00	570.00	0.0
8181.000 Unemployment Insurance	140.00	140.00	7.21	0.00	0.00	132.79	5.2
8202.000 Office Supplies	150.00	150.00	0.00	0.00	0.00	150.00	0.0
8225.000 Gas, Oil & Antifreeze	500.00	500.00	0.00	0.00	0.00	500.00	0.0
8403.000 Postage	120.00	120.00	0.00	0.00	0.00	120.00	0.0
8415.000 Vehicle Maintenance & Repair	130.00	130.00	0.00	0.00	0.00	130.00	0.0
8430.000 Computer Services	2,320.00	2,320.00	755.79	88.00	0.00	1,564.21	32.6
8435.000 Engineering Services	500.00	500.00	0.00	0.00	0.00	500.00	0.0
8435.035 Engineering-Stormwater Manage	13,650.00	13,650.00	4,550.00	1,300.00	0.00	9,100.00	33.3
8437.000 Inspection Services	6,000.00	6,000.00	5,880.00	1,697.50	0.00	120.00	98.0
8438.000 Architectural Review Service	2,675.00	2,675.00	1,720.00	470.00	0.00	955.00	64.3
8440.000 Telephone	510.00	510.00	219.92	44.02	0.00	290.08	43.1
8450.000 Legal Services	250.00	250.00	393.75	0.00	0.00	-143.75	157.5
8471.000 General Liability Insurance	420.00	420.00	0.00	0.00	0.00	420.00	0.0
8496.000 Prof. Dev. & Training	1,110.00	1,110.00	35.00	35.00	0.00	1,075.00	3.2
8499.000 Contingency	100.00	100.00	0.00	0.00	0.00	100.00	0.0
Building Department	85,855.00	85,855.00	26,651.76	6,650.15	0.00	59,203.24	31.0
Expenditures	2,636,995.00	2,636,995.00	1,029,888.41	218,038.03	0.00	1,607,106.59	39.1
Net Effect for General Fund	287,885.00	287,885.00	1,180,946.46	621,885.08	0.00	-893,061.46	410.2
Change in Fund Balance:			1,180,946.46				
Net Effect for General fund	287,885.00	287,885.00	1,180,946.46	621,885.08	0.00	-893,061.46	
Fund Type: 1.2 Special revenue funds							
Fund: 24 - Impact Fee							
Revenues							
Dept: 00 Non-Department							
3441.000 Park/Open Space Fee	8,563.00	8,563.00	0.00	0.00	0.00	8,563.00	0.0
3445.000 Municipal Facility Fee	6,250.00	6,250.00	1,500.00	250.00	0.00	4,750.00	24.0
3702.000 Interest Income	4,500.00	4,500.00	289.57	0.00	0.00	4,210.43	6.4
3710.000 Interfund Receivable-Silt Proj	9,538.00	9,538.00	0.00	0.00	0.00	9,538.00	0.0
3714.000 General Fund Litigation	34,555.00	34,555.00	0.00	0.00	0.00	34,555.00	0.0
3800.000 Annual Fee - Ozinga	4,900.00	4,900.00	5,031.72	0.00	0.00	-131.72	102.7
Non-Department	68,306.00	68,306.00	6,821.29	250.00	0.00	61,484.71	10.0
Revenues	68,306.00	68,306.00	6,821.29	250.00	0.00	61,484.71	10.0
Expenditures							
Dept: 00 Non-Department							
8990.010 Transfer to General	8,563.00	8,563.00	0.00	0.00	0.00	8,563.00	0.0
Non-Department	8,563.00	8,563.00	0.00	0.00	0.00	8,563.00	0.0
Expenditures	8,563.00	8,563.00	0.00	0.00	0.00	8,563.00	0.0
Net Effect for Impact Fee	59,743.00	59,743.00	6,821.29	250.00	0.00	52,921.71	11.4
Change in Fund Balance:			6,821.29				

REVENUE/EXPENDITURE REPORT

VILLAGE OF LAKEWOOD

For the Period: 5/1/2017 to 9/30/2017	Original Bud.	Amended Bud.	Annual Actual	CURR MTH	Encumb. YTD	UnencBal	% Bud
Fund Type: 1.2 Special revenue funds							
Fund: 25 - Tax Increment Financing Dist							
Revenues							
Dept: 00 Non-Department							
3101.000 Property Tax Revenue	9,235.00	9,235.00	12,180.00	5,781.61	0.00	-2,945.00	131.9
Non-Department	9,235.00	9,235.00	12,180.00	5,781.61	0.00	-2,945.00	131.9
Revenues	9,235.00	9,235.00	12,180.00	5,781.61	0.00	-2,945.00	131.9
Expenditures							
Dept: 00 Non-Department							
8450.000 Legal Services	750.00	750.00	0.00	0.00	0.00	750.00	0.0
8466.000 Expenditure Repayment	8,485.00	8,485.00	0.00	0.00	0.00	8,485.00	0.0
Non-Department	9,235.00	9,235.00	0.00	0.00	0.00	9,235.00	0.0
Expenditures	9,235.00	9,235.00	0.00	0.00	0.00	9,235.00	0.0
Net Effect for Tax Increment Financing Dist	0.00	0.00	12,180.00	5,781.61	0.00	-12,180.00	0.0
Change in Fund Balance:			12,180.00				
Fund: 50 - Motor Fuel Tax Fund							
Revenues							
Dept: 00 Non-Department							
3120.000 Motor Fuel Tax Revenue	93,360.00	93,360.00	40,652.28	8,320.65	0.00	52,707.72	43.5
3702.000 Interest Income	20.00	20.00	645.01	154.60	0.00	-625.01	3225.1
Non-Department	93,380.00	93,380.00	41,297.29	8,475.25	0.00	52,082.71	44.2
Revenues	93,380.00	93,380.00	41,297.29	8,475.25	0.00	52,082.71	44.2
Expenditures							
Dept: 00 Non-Department							
8410.000 Street M/R	235,000.00	235,000.00	0.00	0.00	0.00	235,000.00	0.0
Non-Department	235,000.00	235,000.00	0.00	0.00	0.00	235,000.00	0.0
Expenditures	235,000.00	235,000.00	0.00	0.00	0.00	235,000.00	0.0
Net Effect for Motor Fuel Tax Fund	-141,620.00	-141,620.00	41,297.29	8,475.25	0.00	-182,917.29	-29.2
Change in Fund Balance:			41,297.29				
Fund: 66 - SSA #2 (Brighton Oaks)							
Revenues							
Dept: 00 Non-Department							
3101.000 Property Tax Revenue	1,000.00	1,000.00	969.14	424.70	0.00	30.86	96.9
Non-Department	1,000.00	1,000.00	969.14	424.70	0.00	30.86	96.9
Revenues	1,000.00	1,000.00	969.14	424.70	0.00	30.86	96.9
Expenditures							
Dept: 00 Non-Department							
8412.000 Street Lights M/R	425.00	425.00	0.00	0.00	0.00	425.00	0.0
8439.000 Electricity	550.00	550.00	130.03	33.56	0.00	419.97	23.6
Non-Department	975.00	975.00	130.03	33.56	0.00	844.97	13.3
Expenditures	975.00	975.00	130.03	33.56	0.00	844.97	13.3
Net Effect for SSA #2 (Brighton Oaks)	25.00	25.00	839.11	391.14	0.00	-814.11	3,356.4
Change in Fund Balance:			839.11				
Fund: 67 - SSA #3 (Westlake Woods)							

REVENUE/EXPENDITURE REPORT

VILLAGE OF LAKEWOOD

For the Period: 5/1/2017 to 9/30/2017	Original Bud.	Amended Bud.	Annual Actual	CURR MTH	Encumb. YTD	UnencBal	% Bud
Fund Type: 1.2 Special revenue funds							
Fund: 67 - SSA #3 (Westlake Woods)							
Revenues							
Dept: 00 Non-Department							
3101.000 Property Tax Revenue	13,100.00	13,100.00	12,805.19	5,839.87	0.00	294.81	97.7
Non-Department	13,100.00	13,100.00	12,805.19	5,839.87	0.00	294.81	97.7
Revenues	13,100.00	13,100.00	12,805.19	5,839.87	0.00	294.81	97.7
Expenditures							
Dept: 00 Non-Department							
8417.000 Grounds Maint. & Repairs	1,770.00	1,770.00	544.00	0.00	0.00	1,226.00	30.7
Non-Department	1,770.00	1,770.00	544.00	0.00	0.00	1,226.00	30.7
Expenditures	1,770.00	1,770.00	544.00	0.00	0.00	1,226.00	30.7
Net Effect for SSA #3 (Westlake Woods)	11,330.00	11,330.00	12,261.19	5,839.87	0.00	-931.19	108.2
Change in Fund Balance:			12,261.19				
Fund: 68 - SSA #4 (Hidden Lakes)							
Revenues							
Dept: 00 Non-Department							
3101.000 Property Tax Revenue	5,560.00	5,560.00	5,176.14	2,329.55	0.00	383.86	93.1
Non-Department	5,560.00	5,560.00	5,176.14	2,329.55	0.00	383.86	93.1
Revenues	5,560.00	5,560.00	5,176.14	2,329.55	0.00	383.86	93.1
Expenditures							
Dept: 00 Non-Department							
8450.000 Legal Services	100.00	100.00	0.00	0.00	0.00	100.00	0.0
8490.000 Contractual Services - NEC	100.00	100.00	0.00	0.00	0.00	100.00	0.0
Non-Department	200.00	200.00	0.00	0.00	0.00	200.00	0.0
Expenditures	200.00	200.00	0.00	0.00	0.00	200.00	0.0
Net Effect for SSA #4 (Hidden Lakes)	5,360.00	5,360.00	5,176.14	2,329.55	0.00	183.86	96.6
Change in Fund Balance:			5,176.14				
Fund: 69 - SSA # 5 (Reserve)							
Revenues							
Dept: 00 Non-Department							
3101.000 Property Tax Revenue	2,000.00	2,000.00	1,993.04	988.22	0.00	6.96	99.7
Non-Department	2,000.00	2,000.00	1,993.04	988.22	0.00	6.96	99.7
Revenues	2,000.00	2,000.00	1,993.04	988.22	0.00	6.96	99.7
Expenditures							
Dept: 00 Non-Department							
8450.000 Legal Services	100.00	100.00	0.00	0.00	0.00	100.00	0.0
8490.000 Contractual Services - NEC	100.00	100.00	0.00	0.00	0.00	100.00	0.0
Non-Department	200.00	200.00	0.00	0.00	0.00	200.00	0.0
Expenditures	200.00	200.00	0.00	0.00	0.00	200.00	0.0
Net Effect for SSA # 5 (Reserve)	1,800.00	1,800.00	1,993.04	988.22	0.00	-193.04	110.7
Change in Fund Balance:			1,993.04				
Fund: 70 - SSA #6 (Cambria)							
Revenues							

REVENUE/EXPENDITURE REPORT

VILLAGE OF LAKEWOOD

For the Period: 5/1/2017 to 9/30/2017	Original Bud.	Amended Bud.	Annual Actual	CURR MTH	Encumb. YTD	UnencBal	% Bud
Fund Type: 1.2 Special revenue funds							
Fund: 70 - SSA #6 (Cambria)							
Revenues							
Dept: 00 Non-Department							
3101.000 Property Tax Revenue	500.00	500.00	499.99	224.71	0.00	0.01	100.0
Non-Department	500.00	500.00	499.99	224.71	0.00	0.01	100.0
Revenues	500.00	500.00	499.99	224.71	0.00	0.01	100.0
Expenditures							
Dept: 00 Non-Department							
8435.000 Engineering Services	100.00	100.00	0.00	0.00	0.00	100.00	0.0
8450.000 Legal Services	100.00	100.00	0.00	0.00	0.00	100.00	0.0
Non-Department	200.00	200.00	0.00	0.00	0.00	200.00	0.0
Expenditures	200.00	200.00	0.00	0.00	0.00	200.00	0.0
Net Effect for SSA #6 (Cambria)	300.00	300.00	499.99	224.71	0.00	-199.99	166.7
Change in Fund Balance:			499.99				
Fund: 71 - SSA #7 (Woodland Hills/Autumn)							
Revenues							
Dept: 00 Non-Department							
3101.000 Property Tax Revenue	500.00	500.00	500.32	185.23	0.00	-0.32	100.1
Non-Department	500.00	500.00	500.32	185.23	0.00	-0.32	100.1
Revenues	500.00	500.00	500.32	185.23	0.00	-0.32	100.1
Expenditures							
Dept: 00 Non-Department							
8450.000 Legal Services	100.00	100.00	0.00	0.00	0.00	100.00	0.0
8490.000 Contractual Services - NEC	100.00	100.00	0.00	0.00	0.00	100.00	0.0
Non-Department	200.00	200.00	0.00	0.00	0.00	200.00	0.0
Expenditures	200.00	200.00	0.00	0.00	0.00	200.00	0.0
Net Effect for SSA #7 (Woodland Hills/Autumn)	300.00	300.00	500.32	185.23	0.00	-200.32	166.8
Change in Fund Balance:			500.32				
Fund: 72 - Special Service Area #8							
Revenues							
Dept: 00 Non-Department							
3101.000 Property Tax Revenue	60,400.00	60,400.00	58,618.11	25,811.41	0.00	1,781.89	97.0
3899.000 Miscellaneous Inc.	500.00	500.00	0.00	0.00	0.00	500.00	0.0
Non-Department	60,900.00	60,900.00	58,618.11	25,811.41	0.00	2,281.89	96.3
Revenues	60,900.00	60,900.00	58,618.11	25,811.41	0.00	2,281.89	96.3
Expenditures							
Dept: 00 Non-Department							
8161.000 Employers' Share - FICA	0.00	0.00	30.31	0.00	0.00	-30.31	0.0
8162.000 Employers' Share - IMRF	0.00	0.00	17.38	0.00	0.00	-17.38	0.0
8181.000 Unemployment Insurance	0.00	0.00	0.35	0.00	0.00	-0.35	0.0
8408.000 Lake Treatment Service	30,000.00	30,000.00	30,000.00	10,000.00	0.00	0.00	100.0
8417.000 Grounds Maint. & Repairs	2,470.00	2,470.00	760.00	0.00	0.00	1,710.00	30.8
8439.000 Electricity	5,000.00	5,000.00	1,718.00	964.19	0.00	3,282.00	34.4
8450.000 Legal Services	200.00	200.00	0.00	0.00	0.00	200.00	0.0
8490.000 Contractual Services - NEC	8,585.00	8,585.00	2,009.65	0.00	0.00	6,575.35	23.4
8709.000 Interfund Loan Payable	14,645.00	14,645.00	0.00	0.00	0.00	14,645.00	0.0

REVENUE/EXPENDITURE REPORT

VILLAGE OF LAKEWOOD

For the Period: 5/1/2017 to 9/30/2017	Original Bud.	Amended Bud.	Annual Actual	CURR MTH	Encumb. YTD	UnencBal	% Bud
Fund Type: 1.2 Special revenue funds							
Fund: 72 - Special Service Area #8							
Expenditures							
Non-Department	60,900.00	60,900.00	34,535.69	10,964.19	0.00	26,364.31	56.7
Expenditures	60,900.00	60,900.00	34,535.69	10,964.19	0.00	26,364.31	56.7
Net Effect for Special Service Area #8	0.00	0.00	24,082.42	14,847.22	0.00	-24,082.42	0.0
Change in Fund Balance:			24,082.42				
Fund: 92 - Lake Patrol Fund							
Revenues							
Dept: 00 Non-Department							
3325.000 Boat Decals	24,000.00	24,000.00	22,696.00	310.00	0.00	1,304.00	94.6
3702.000 Interest Income	5.00	5.00	4.51	0.77	0.00	0.49	90.2
Non-Department	24,005.00	24,005.00	22,700.51	310.77	0.00	1,304.49	94.6
Revenues	24,005.00	24,005.00	22,700.51	310.77	0.00	1,304.49	94.6
Expenditures							
Dept: 00 Non-Department							
8101.000 Salaries - Regular	5,000.00	5,000.00	4,985.25	996.92	0.00	14.75	99.7
8104.000 Hourly Wages - Part Time	13,030.00	13,030.00	13,235.74	2,565.00	0.00	-205.74	101.6
8161.000 Employers' Share - FICA	1,380.00	1,380.00	1,408.80	269.74	0.00	-28.80	102.1
8162.000 Employers' Share - IMRF	530.00	530.00	541.90	104.68	0.00	-11.90	102.2
8170.000 Physicals/Drug Testing	100.00	100.00	60.00	0.00	0.00	40.00	60.0
8180.000 Workers' Compensations Ins.	960.00	960.00	0.00	0.00	0.00	960.00	0.0
8181.000 Unemployment Insurance	100.00	100.00	100.37	19.24	0.00	-0.37	100.4
8201.000 Printing/Printed Materials	200.00	200.00	0.00	0.00	0.00	200.00	0.0
8205.000 Decal Printing	425.00	425.00	0.00	0.00	0.00	425.00	0.0
8225.000 Gas, Oil & Antifreeze	300.00	300.00	443.51	40.81	0.00	-143.51	147.8
8251.000 Wearing Apparel	250.00	250.00	293.88	0.00	0.00	-43.88	117.6
8289.000 Misc. Equipment	500.00	500.00	0.00	0.00	0.00	500.00	0.0
8416.000 Equipment O/M/R	2,200.00	2,200.00	1,225.82	554.56	0.00	974.18	55.7
8441.000 Dispatch Services	1,040.00	1,040.00	0.00	0.00	0.00	1,040.00	0.0
8450.000 Legal Services	32.00	32.00	0.00	0.00	0.00	32.00	0.0
8471.000 General Liability Insurance	1,750.00	1,750.00	0.00	0.00	0.00	1,750.00	0.0
Non-Department	27,797.00	27,797.00	22,295.27	4,550.95	0.00	5,501.73	80.2
Expenditures	27,797.00	27,797.00	22,295.27	4,550.95	0.00	5,501.73	80.2
Net Effect for Lake Patrol Fund	-3,792.00	-3,792.00	405.24	-4,240.18	0.00	-4,197.24	-10.7
Change in Fund Balance:			405.24				
Net Effect for Special revenue funds	-66,554.00	-66,554.00	106,056.03	35,072.62	0.00	-172,610.03	
Fund Type: 1.3 Capital projects funds							
Fund: 30 - General Capital Fund							
Revenues							
Dept: 00 Non-Department							
3880.212 State Funding Lake Avenue	28,120.00	28,120.00	0.00	0.00	0.00	28,120.00	0.0
3903.210 Restricted Funds Public Works	415,833.00	415,833.00	0.00	0.00	0.00	415,833.00	0.0
3903.212 Restricted Funds 2017 Rd Const	100,000.00	100,000.00	0.00	0.00	0.00	100,000.00	0.0
Non-Department	543,953.00	543,953.00	0.00	0.00	0.00	543,953.00	0.0
Revenues	543,953.00	543,953.00	0.00	0.00	0.00	543,953.00	0.0
Expenditures							
Dept: 00 Non-Department							
8217.211 Grounds Broadway Median	9,000.00	9,000.00	0.00	0.00	0.00	9,000.00	0.0
8410.210 Streets Public Works	214,210.00	214,210.00	290,750.12	290,750.12	0.00	-76,540.12	135.7

REVENUE/EXPENDITURE REPORT

VILLAGE OF LAKEWOOD

For the Period: 5/1/2017 to 9/30/2017	Original Bud.	Amended Bud.	Annual Actual	CURR MTH	Encumb. YTD	UnencBal	% Bud
Fund Type: 1.3 Capital projects funds							
Fund: 30 - General Capital Fund							
Expenditures							
Dept: 00 Non-Department							
8410.211 Street Lake Ave/Lakewood Rd	21,564.00	21,564.00	0.00	0.00	0.00	21,564.00	0.0
8410.212 Street M/R 2017 Road	115,000.00	115,000.00	0.00	0.00	0.00	115,000.00	0.0
8410.213 Butternut	70,931.00	70,931.00	0.00	0.00	0.00	70,931.00	0.0
8410.214 Street CRF Application	6,715.00	6,715.00	0.00	0.00	0.00	6,715.00	0.0
8414.215 Village Hall Siding	17,790.00	17,790.00	0.00	0.00	0.00	17,790.00	0.0
8417.216 Broadway Meldian Design	1,000.00	1,000.00	1,435.04	0.00	0.00	-435.04	143.5
8435.212 2017 Road Construction	60,716.00	60,716.00	21,082.01	3,585.96	0.00	39,633.99	34.7
8620.150 Equipment Police	28,530.00	28,530.00	26,839.90	2,659.90	0.00	1,690.10	94.1
8650.150 Vehicles Police	24,207.00	24,207.00	0.00	0.00	0.00	24,207.00	0.0
8650.210 Vehicles Public Works	189,500.00	189,500.00	177,428.00	177,428.00	0.00	12,072.00	93.6
Non-Department	759,163.00	759,163.00	517,535.07	474,423.98	0.00	241,627.93	68.2
Expenditures	759,163.00	759,163.00	517,535.07	474,423.98	0.00	241,627.93	68.2
Net Effect for General Capital Fund	-215,210.00	-215,210.00	-517,535.07	-474,423.98	0.00	302,325.07	240.5
Change in Fund Balance:			-517,535.07				
Fund: 62 - LWU Capital Improvements							
Revenues							
Dept: 00 Non-Department							
3452.000 Sewer Tap Fees	135,492.00	135,492.00	56,751.94	9,953.85	0.00	78,740.06	41.9
3453.000 Water Tap Fees	148,013.00	148,013.00	61,964.10	10,865.63	0.00	86,048.90	41.9
3702.000 Interest Income	560.00	560.00	502.59	112.40	0.00	57.41	89.7
Non-Department	284,065.00	284,065.00	119,218.63	20,931.88	0.00	164,846.37	42.0
Revenues	284,065.00	284,065.00	119,218.63	20,931.88	0.00	164,846.37	42.0
Expenditures							
Dept: 00 Non-Department							
8435.000 Engineering Services	29,800.00	29,800.00	0.00	0.00	0.00	29,800.00	0.0
8660.064 Capital Impr-Tower #1 Replcmnt	212,510.00	212,510.00	0.00	0.00	0.00	212,510.00	0.0
8991.000 Transfer to LU O&M	100,000.00	100,000.00	0.00	0.00	0.00	100,000.00	0.0
Non-Department	342,310.00	342,310.00	0.00	0.00	0.00	342,310.00	0.0
Expenditures	342,310.00	342,310.00	0.00	0.00	0.00	342,310.00	0.0
Net Effect for LWU Capital Improvements	-58,245.00	-58,245.00	119,218.63	20,931.88	0.00	-177,463.63	-204.7
Change in Fund Balance:			119,218.63				
Net Effect for Capital projects funds	-273,455.00	-273,455.00	-398,316.44	-453,492.10	0.00	124,861.44	
Fund Type: 2.1 Enterprise funds							
Fund: 60 - Lakewood Utilities							
Revenues							
Dept: 00 Non-Department							
3520.000 Water Sales	516,900.00	516,900.00	255,755.29	80,546.37	0.00	261,144.71	49.5
3580.000 Sewer Charges	1,002,960.00	1,002,960.00	449,643.17	113,680.56	0.00	553,316.83	44.8
3598.000 Penalties	27,613.00	27,613.00	12,574.90	1,292.32	0.00	15,038.10	45.5
3600.000 Power Pay PJM Energy Program	2,450.00	2,450.00	695.52	0.00	0.00	1,754.48	28.4
3702.000 Interest Income	2,100.00	2,100.00	2,829.61	406.69	0.00	-729.61	134.7
3713.000 Interfund Loan Receivable	8,485.00	8,485.00	0.00	0.00	0.00	8,485.00	0.0
3801.000 Rent - Water Tower	4,134.00	4,134.00	1,653.75	330.75	0.00	2,480.25	40.0
3840.000 Meter Fees	15,625.00	15,625.00	5,162.09	625.00	0.00	10,462.91	33.0
3899.000 Miscellaneous Inc.	100.00	100.00	638.89	-596.11	0.00	-538.89	638.9
3899.080 Build America Bond Int Rebate	33,612.00	33,612.00	0.00	0.00	0.00	33,612.00	0.0
Non-Department	1,613,979.00	1,613,979.00	728,953.22	196,285.58	0.00	885,025.78	45.2

REVENUE/EXPENDITURE REPORT

VILLAGE OF LAKEWOOD

For the Period: 5/1/2017 to 9/30/2017	Original Bud.	Amended Bud.	Annual Actual	CURR MTH	Encumb. YTD	UnencBal	% Bud
Fund Type: 2.1 Enterprise funds							
Fund: 60 - Lakewood Utilities							
Revenues	1,613,979.00	1,613,979.00	728,953.22	196,285.58	0.00	885,025.78	45.2
Expenditures							
Dept: 00 Non-Department							
8101.000 Salaries - Regular	84,250.00	84,250.00	21,744.32	1,940.92	0.00	62,505.68	25.8
8103.000 Hourly Wages - Full Time	188,485.00	188,485.00	75,528.51	11,702.76	0.00	112,956.49	40.1
8104.000 Hourly Wages - Part Time	8,950.00	8,950.00	3,108.04	441.77	0.00	5,841.96	34.7
8105.000 Overtime	5,385.00	5,385.00	7,072.85	190.58	0.00	-1,687.85	131.3
8161.000 Employers' Share - FICA	21,961.00	21,961.00	7,573.12	1,053.13	0.00	14,387.88	34.5
8162.000 Employers' Share - IMRF	29,203.00	29,203.00	10,491.03	1,452.57	0.00	18,711.97	35.9
8163.000 Medical/Dental/Life Insurance	57,666.00	57,666.00	21,750.63	4,682.07	0.00	35,915.37	37.7
8170.000 Physicals/Drug Testing	90.00	90.00	90.00	90.00	0.00	0.00	100.0
8180.000 Workers' Compensations Ins.	4,800.00	4,800.00	0.00	0.00	0.00	4,800.00	0.0
8181.000 Unemployment Insurance	485.00	485.00	62.50	9.44	0.00	422.50	12.9
8201.000 Printing/Printed Materials	1,700.00	1,700.00	495.27	180.59	0.00	1,204.73	29.1
8202.000 Office Supplies	1,050.00	1,050.00	174.14	0.00	0.00	875.86	16.6
8215.000 Vehicle O/M/R Supplies	800.00	800.00	77.18	0.00	0.00	722.82	9.6
8217.000 Grounds M/R Supplies	1,000.00	1,000.00	690.06	142.12	0.00	309.94	69.0
8225.000 Gas, Oil & Antifreeze	5,750.00	5,750.00	2,349.48	224.83	0.00	3,400.52	40.9
8226.000 Small Tools	500.00	500.00	86.58	86.58	0.00	413.42	17.3
8251.000 Wearing Apparel	1,050.00	1,050.00	701.72	352.01	0.00	348.28	66.8
8272.000 Bank Service Charge	420.00	420.00	124.61	29.36	0.00	295.39	29.7
8299.000 Commodities - NEC	100.00	100.00	0.00	0.00	0.00	100.00	0.0
8401.000 Rental Equipment	750.00	750.00	0.00	0.00	0.00	750.00	0.0
8403.000 Postage	5,300.00	5,300.00	2,490.00	780.00	0.00	2,810.00	47.0
8415.000 Vehicle Maintenance & Repair	5,070.00	5,070.00	0.00	0.00	0.00	5,070.00	0.0
8416.000 Equipment O/M/R	1,180.00	1,180.00	552.00	0.00	0.00	628.00	46.8
8417.000 Grounds Maint. & Repairs	2,500.00	2,500.00	1,639.00	0.00	0.00	861.00	65.6
8430.000 Computer Services	8,105.00	8,105.00	5,391.05	373.85	0.00	2,713.95	66.5
8433.000 Janitorial Service	1,800.00	1,800.00	825.00	300.00	0.00	975.00	45.8
8434.000 Accounting & Auditing Services	10,000.00	10,000.00	5,084.37	0.00	0.00	4,915.63	50.8
8435.000 Engineering Services	21,000.00	21,000.00	7,239.45	5,542.85	0.00	13,760.55	34.5
8440.000 Telephone	7,410.00	7,410.00	2,985.18	608.20	0.00	4,424.82	40.3
8450.000 Legal Services	1,500.00	1,500.00	306.40	100.65	0.00	1,193.60	20.4
8471.000 General Liability Insurance	19,750.00	19,750.00	0.00	0.00	0.00	19,750.00	0.0
8490.000 Contractual Services - NEC	1,920.00	1,920.00	863.97	6.25	0.00	1,056.03	45.0
8495.000 Dues & Subscriptions	165.00	165.00	40.00	0.00	0.00	125.00	24.2
8496.000 Prof. Dev. & Training	600.00	600.00	70.00	0.00	0.00	530.00	11.7
8497.000 Travel Expenses	50.00	50.00	0.00	0.00	0.00	50.00	0.0
8498.000 Community Affairs	100.00	100.00	1.00	0.00	0.00	99.00	1.0
8499.000 Contingency	200.00	200.00	0.00	0.00	0.00	200.00	0.0
8700.000 Paying Agent/Bond Fees	3,000.00	3,000.00	950.00	0.00	0.00	2,050.00	31.7
8701.000 Principal Payments	126,260.00	126,260.00	63,127.85	60,474.57	0.00	63,132.15	50.0
8701.080 Principal Payments-2010A	70,000.00	70,000.00	0.00	0.00	0.00	70,000.00	0.0
8702.080 Interest Payments-2010A	101,700.00	101,700.00	50,846.75	0.00	0.00	50,853.25	50.0
8702.085 Interest Payments-2010B	312,570.00	312,570.00	131,284.38	0.00	0.00	181,285.62	42.0
Non-Department	1,114,575.00	1,114,575.00	425,816.44	90,765.10	0.00	688,758.56	38.2
Dept: 25 Water Department							
8214.000 Building O/M/R Supplies	500.00	500.00	209.57	0.00	0.00	290.43	41.9
8216.000 Equipment O/M/R Supplies	4,000.00	4,000.00	4,148.43	1,381.48	0.00	-148.43	103.7
8218.000 Water System O/M/R Supplies	6,500.00	6,500.00	3,498.07	413.84	0.00	3,001.93	53.8
8220.000 Lab O/M/R Supplies	1,500.00	1,500.00	1,410.87	140.58	0.00	89.13	94.1
8223.000 Chemicals	8,500.00	8,500.00	4,299.30	1,013.60	0.00	4,200.70	50.6
8299.000 Commodities - NEC	100.00	100.00	0.00	0.00	0.00	100.00	0.0
8419.000 Water System O/M/R	38,060.00	38,060.00	22,887.98	16,809.00	0.00	15,172.02	60.1
8439.000 Electricity	34,000.00	34,000.00	13,332.51	2,756.25	0.00	20,667.49	39.2
8444.000 Water Testing Service	4,000.00	4,000.00	1,420.00	392.50	0.00	2,580.00	35.5
8445.000 Natural Gas/Propane	6,000.00	6,000.00	1,497.67	51.66	0.00	4,502.33	25.0
8499.000 Contingency	100.00	100.00	0.00	0.00	0.00	100.00	0.0
8620.000 Equipment	14,500.00	14,500.00	0.00	0.00	0.00	14,500.00	0.0

REVENUE/EXPENDITURE REPORT

VILLAGE OF LAKEWOOD

For the Period: 5/1/2017 to 9/30/2017	Original Bud.	Amended Bud.	Annual Actual	CURR MTH	Encumb. YTD	UnencBal	% Bud
Fund Type: 2.1 Enterprise funds							
Fund: 60 - Lakewood Utilities							
Expenditures							
Dept: 25 Water Department							
8621.000 Water Meters	17,570.00	17,570.00	11,700.97	5,488.00	0.00	5,869.03	66.6
Water Department	135,330.00	135,330.00	64,405.37	28,446.91	0.00	70,924.63	47.6
Dept: 28 Sewer Department							
8214.000 Building O/M/R Supplies	500.00	500.00	0.00	0.00	0.00	500.00	0.0
8216.000 Equipment O/M/R Supplies	5,000.00	5,000.00	719.62	500.09	0.00	4,280.38	14.4
8219.000 Sanitary Sewer O/M/R Supplies	5,250.00	5,250.00	204.22	204.22	0.00	5,045.78	3.9
8220.000 Lab O/M/R Supplies	1,000.00	1,000.00	501.58	0.00	0.00	498.42	50.2
8223.000 Chemicals	17,110.00	17,110.00	10,510.20	316.09	0.00	6,599.80	61.4
8299.000 Commodities - NEC	100.00	100.00	0.00	0.00	0.00	100.00	0.0
8420.000 Sanitary Sewer O/M/R	65,000.00	65,000.00	49,265.15	10,400.00	0.00	15,734.85	75.8
8439.000 Electricity	57,530.00	57,530.00	34,783.62	5,112.00	0.00	22,746.38	60.5
8444.000 Water Testing Service	4,930.00	4,930.00	1,841.30	505.00	0.00	3,088.70	37.3
8445.000 Natural Gas/Propane	3,500.00	3,500.00	388.33	86.42	0.00	3,111.67	11.1
8492.000 Licenses & Permits	10,000.00	10,000.00	10,000.00	0.00	0.00	0.00	100.0
8499.000 Contingency	100.00	100.00	0.00	0.00	0.00	100.00	0.0
Sewer Department	170,020.00	170,020.00	108,214.02	17,123.82	0.00	61,805.98	63.6
Expenditures	1,419,925.00	1,419,925.00	598,435.83	136,335.83	0.00	821,489.17	42.1
Net Effect for Lakewood Utilities	194,054.00	194,054.00	130,517.39	59,949.75	0.00	63,536.61	67.3
Change in Fund Balance:			130,517.39				
Fund: 80 - East Sewer Fund							
Revenues							
Dept: 21 Public Works Department							
3911.000 Bond Proceeds	105,889.00	105,889.00	0.00	0.00	0.00	105,889.00	0.0
Public Works Department	105,889.00	105,889.00	0.00	0.00	0.00	105,889.00	0.0
Revenues	105,889.00	105,889.00	0.00	0.00	0.00	105,889.00	0.0
Expenditures							
Dept: 00 Non-Department							
8101.000 Salaries - Regular	0.00	0.00	711.56	0.00	0.00	-711.56	0.0
Non-Department	0.00	0.00	711.56	0.00	0.00	-711.56	0.0
Dept: 21 Public Works Department							
8435.000 Engineering Services	17,680.00	17,680.00	4,783.58	4,783.58	0.00	12,896.42	27.1
8625.000 Sanitary Sewer Improvements	105,889.00	105,889.00	172,012.26	0.00	0.00	-66,123.26	162.4
Public Works Department	123,569.00	123,569.00	176,795.84	4,783.58	0.00	-53,226.84	143.1
Expenditures	123,569.00	123,569.00	177,507.40	4,783.58	0.00	-53,938.40	143.7
Net Effect for East Sewer Fund	-17,680.00	-17,680.00	-177,507.40	-4,783.58	0.00	159,827.40	1,004.0
Change in Fund Balance:			-177,507.40				
Fund: 85 - Refuse Fund							
Revenues							
Dept: 00 Non-Department							
3590.000 Refuse Revenue	312,595.00	312,595.00	130,884.45	33,284.28	0.00	181,710.55	41.9
Non-Department	312,595.00	312,595.00	130,884.45	33,284.28	0.00	181,710.55	41.9
Revenues	312,595.00	312,595.00	130,884.45	33,284.28	0.00	181,710.55	41.9
Expenditures							
Dept: 00 Non-Department							

REVENUE/EXPENDITURE REPORT

VILLAGE OF LAKEWOOD

For the Period: 5/1/2017 to 9/30/2017	Original Bud.	Amended Bud.	Annual Actual	CURR MTH	Encumb. YTD	UnencBal	% Bud
Fund Type: 2.1 Enterprise funds							
Fund: 85 - Refuse Fund							
Expenditures							
Dept: 00 Non-Department							
8103.000 Hourly Wages - Full Time	5,450.00	5,450.00	2,293.35	418.08	0.00	3,156.65	42.1
8161.000 Employers' Share - FICA	417.00	417.00	163.04	29.73	0.00	253.96	39.1
8162.000 Employers' Share - IMRF	572.00	572.00	240.82	43.91	0.00	331.18	42.1
8163.000 Medical/Dental/Life Insurance	1,200.00	1,200.00	590.16	200.60	0.00	609.84	49.2
8180.000 Workers' Compensations Ins.	120.00	120.00	0.00	0.00	0.00	120.00	0.0
8181.000 Unemployment Insurance	10.00	10.00	0.00	0.00	0.00	10.00	0.0
8491.000 Refuse Service	292,520.00	292,520.00	123,181.23	24,926.73	0.00	169,338.77	42.1
Non-Department	300,289.00	300,289.00	126,468.60	25,619.05	0.00	173,820.40	42.1
Expenditures	300,289.00	300,289.00	126,468.60	25,619.05	0.00	173,820.40	42.1
Net Effect for Refuse Fund	12,306.00	12,306.00	4,415.85	7,665.23	0.00	7,890.15	35.9
Change in Fund Balance:			4,415.85				
Fund: 94 - Golf Course Fund							
Revenues							
Dept: 30 Golf Course/Pro Shop							
3650.000 Greens Fees	747,250.00	747,250.00	586,703.05	114,732.70	0.00	160,546.95	78.5
3652.000 Membership Fees	41,000.00	41,000.00	9,007.50	712.00	0.00	31,992.50	22.0
3655.000 Handicap Fees	1,600.00	1,600.00	90.00	0.00	0.00	1,510.00	5.6
3656.000 Range Fees	35,000.00	35,000.00	27,758.00	4,712.50	0.00	7,242.00	79.3
3657.000 Instruction/Lessons	25,000.00	25,000.00	21,896.00	1,009.00	0.00	3,104.00	87.6
3657.001 Instruction/Lesson Costs	-19,000.00	-19,000.00	-16,075.68	0.00	0.00	-2,924.32	84.6
3658.000 Other Golf Revenue	4,000.00	4,000.00	2,816.39	1,741.67	0.00	1,183.61	70.4
3680.000 Pro Shop Sales	84,000.00	84,000.00	59,517.37	11,361.89	0.00	24,482.63	70.9
3685.000 Pro Shop, Cost of Goods Sold	-64,000.00	-64,000.00	-45,524.59	-9,752.52	0.00	-18,475.41	71.1
Golf Course/Pro Shop	854,850.00	854,850.00	646,188.04	124,517.24	0.00	208,661.96	75.6
Dept: 35 Food & Beverage Department							
3690.000 Food & Beverage Sales	170,700.00	170,700.00	133,985.57	31,423.84	0.00	36,714.43	78.5
3695.000 F & B, Cost of Goods Sold	-68,280.00	-68,280.00	-47,090.77	-12,063.90	0.00	-21,189.23	69.0
Food & Beverage Department	102,420.00	102,420.00	86,894.80	19,359.94	0.00	15,525.20	84.8
Dept: 55 Non-Operating Revenue/Expense							
3702.000 Interest Income	400.00	400.00	104.15	23.20	0.00	295.85	26.0
3899.000 Miscellaneous Inc.	1,100.00	1,100.00	493.54	0.00	0.00	606.46	44.9
Non-Operating Revenue/Expense	1,500.00	1,500.00	597.69	23.20	0.00	902.31	39.8
Revenues	958,770.00	958,770.00	733,680.53	143,900.38	0.00	225,089.47	76.5
Expenditures							
Dept: 30 Golf Course/Pro Shop							
8101.000 Salaries - Regular	92,510.00	92,510.00	39,034.81	7,116.08	0.00	53,475.19	42.2
8104.000 Hourly Wages - Part Time	81,000.00	81,000.00	55,601.84	9,658.21	0.00	25,398.16	68.6
8161.000 Employers' Share - FICA	13,275.00	13,275.00	7,152.55	1,267.29	0.00	6,122.45	53.9
8162.000 Employers' Share - IMRF	9,715.00	9,715.00	4,098.61	747.18	0.00	5,616.39	42.2
8163.000 Medical/Dental/Life Insurance	16,250.00	16,250.00	7,957.17	2,692.49	0.00	8,292.83	49.0
8170.000 Physicals/Drug Testing	900.00	900.00	270.00	0.00	0.00	630.00	30.0
8180.000 Workers' Compensations Ins.	2,700.00	2,700.00	0.00	0.00	0.00	2,700.00	0.0
8181.000 Unemployment Insurance	730.00	730.00	417.49	72.51	0.00	312.51	57.2
8202.000 Office Supplies	500.00	500.00	230.84	112.96	0.00	269.16	46.2
8203.000 Pencils	200.00	200.00	196.35	0.00	0.00	3.65	98.2
8204.000 Scorecards	875.00	875.00	895.00	0.00	0.00	-20.00	102.3
8206.000 Range Supplies	2,000.00	2,000.00	1,520.00	0.00	0.00	480.00	76.0
8216.000 Equipment O/M/R Supplies	2,600.00	2,600.00	1,344.97	160.00	0.00	1,255.03	51.7
8251.000 Wearing Apparel	1,900.00	1,900.00	0.00	0.00	0.00	1,900.00	0.0
8350.000 Cleaning Supplies	500.00	500.00	134.70	0.00	0.00	365.30	26.9
8352.000 Lease Payments (Carts)	45,430.00	45,430.00	61,063.82	8,691.55	0.00	-15,633.82	134.4

REVENUE/EXPENDITURE REPORT

VILLAGE OF LAKEWOOD

For the Period: 5/1/2017 to 9/30/2017	Original Bud.	Amended Bud.	Annual Actual	CURR MTH	Encumb. YTD	UnencBal	% Bud
Fund Type: 2.1 Enterprise funds							
Fund: 94 - Golf Course Fund							
Expenditures							
Dept: 30 Golf Course/Pro Shop							
8354.000 Repairs (Carts)	1,500.00	1,500.00	1,036.92	0.00	0.00	463.08	69.1
8356.000 Fuel (Carts)	12,500.00	12,500.00	10,317.10	806.42	0.00	2,182.90	82.5
8486.000 GPS Fees	8,900.00	8,900.00	7,410.00	1,482.00	0.00	1,490.00	83.3
8487.000 Handicap Association Fees	1,180.00	1,180.00	20.00	0.00	0.00	1,160.00	1.7
8495.000 Dues & Subscriptions	740.00	740.00	734.00	0.00	0.00	6.00	99.2
8496.000 Prof. Dev. & Training	750.00	750.00	0.00	0.00	0.00	750.00	0.0
8497.000 Travel Expenses	500.00	500.00	0.00	0.00	0.00	500.00	0.0
8498.000 Community Affairs	100.00	100.00	0.00	0.00	0.00	100.00	0.0
Golf Course/Pro Shop	297,255.00	297,255.00	199,436.17	32,806.69	0.00	97,818.83	67.1
Dept: 35 Food & Beverage Department							
8104.000 Hourly Wages - Part Time	22,500.00	22,500.00	16,981.19	3,531.35	0.00	5,518.81	75.5
8161.000 Employers' Share - FICA	1,730.00	1,730.00	1,801.06	363.41	0.00	-71.06	104.1
8170.000 Physicals/Drug Testing	330.00	330.00	90.00	0.00	0.00	240.00	27.3
8180.000 Workers' Compensations Ins.	380.00	380.00	0.00	0.00	0.00	380.00	0.0
8181.000 Unemployment Insurance	250.00	250.00	176.58	35.63	0.00	73.42	70.6
8207.000 Cleaning Supplies	600.00	600.00	196.47	7.98	0.00	403.53	32.7
8221.000 Other O/M/R Supplies	500.00	500.00	245.93	139.80	0.00	254.07	49.2
8222.000 Paper Products	5,300.00	5,300.00	3,802.20	850.49	0.00	1,497.80	71.7
8401.000 Rental Equipment	1,020.00	1,020.00	510.00	0.00	0.00	510.00	50.0
8416.000 Equipment O/M/R	3,000.00	3,000.00	907.86	172.00	0.00	2,092.14	30.3
Food & Beverage Department	35,610.00	35,610.00	24,711.29	5,100.66	0.00	10,898.71	69.4
Dept: 40 Course Maintenance Department							
8103.000 Hourly Wages - Full Time	53,120.00	53,120.00	22,412.84	4,085.88	0.00	30,707.16	42.2
8108.000 Wages - Seasonal	114,670.00	114,670.00	68,156.27	11,787.61	0.00	46,513.73	59.4
8161.000 Employers' Share - FICA	12,840.00	12,840.00	6,868.68	1,203.44	0.00	5,971.32	53.5
8162.000 Employers' Share - IMRF	12,475.00	12,475.00	3,714.70	678.04	0.00	8,760.30	29.8
8163.000 Medical/Dental/Life Insurance	12,015.00	12,015.00	5,877.86	1,982.10	0.00	6,137.14	48.9
8170.000 Physicals/Drug Testing	450.00	450.00	90.00	0.00	0.00	360.00	20.0
8180.000 Workers' Compensations Ins.	3,400.00	3,400.00	0.00	0.00	0.00	3,400.00	0.0
8181.000 Unemployment Insurance	1,000.00	1,000.00	464.88	70.64	0.00	535.12	46.5
8202.000 Office Supplies	200.00	200.00	51.88	0.00	0.00	148.12	25.9
8225.000 Gas, Oil & Antifreeze	14,000.00	14,000.00	9,335.14	424.90	0.00	4,664.86	66.7
8226.000 Small Tools	325.00	325.00	242.13	0.00	0.00	82.87	74.5
8251.000 Wearing Apparel	700.00	700.00	656.83	75.19	0.00	43.17	93.8
8288.000 Miscellaneous Supplies	250.00	250.00	242.37	0.00	0.00	7.63	96.9
8301.000 Irrigation, Maintenance	7,700.00	7,700.00	6,212.39	2,689.95	0.00	1,487.61	80.7
8304.000 Furniture/Fixture, Maintenance	1,000.00	1,000.00	0.00	0.00	0.00	1,000.00	0.0
8305.000 Other, Maintenance Supplies	5,500.00	5,500.00	2,570.53	453.86	0.00	2,929.47	46.7
8306.000 Bunker Sand, Maintenance	2,500.00	2,500.00	1,980.02	1,900.02	0.00	519.98	79.2
8310.000 Pesticides	30,500.00	30,500.00	13,162.65	1,097.90	0.00	17,337.35	43.2
8311.000 Fertilizer	16,000.00	16,000.00	13,660.88	2,726.10	0.00	2,339.12	85.4
8312.000 Safety Equipment & Supplies	250.00	250.00	0.00	0.00	0.00	250.00	0.0
8401.000 Rental Equipment	600.00	600.00	0.00	0.00	0.00	600.00	0.0
8414.000 Building Maintenance & Repairs	500.00	500.00	220.00	0.00	0.00	280.00	44.0
8416.000 Equipment O/M/R	17,500.00	17,500.00	5,835.44	793.64	0.00	11,664.56	33.3
8439.000 Electricity	6,500.00	6,500.00	2,570.43	750.84	0.00	3,929.57	39.5
8440.000 Telephone	975.00	975.00	362.89	84.30	0.00	612.11	37.2
8445.000 Natural Gas/Propane	1,600.00	1,600.00	124.62	57.15	0.00	1,475.38	7.8
8446.000 Water & Sewer	1,400.00	1,400.00	729.70	310.10	0.00	670.30	52.1
8490.000 Contractual Services - NEC	12,630.00	12,630.00	8,101.82	1,030.00	0.00	4,528.18	64.1
8495.000 Dues & Subscriptions	20.00	20.00	40.00	0.00	0.00	-20.00	200.0
8496.000 Prof. Dev. & Training	500.00	500.00	50.00	0.00	0.00	450.00	10.0
8498.000 Community Affairs	100.00	100.00	0.00	0.00	0.00	100.00	0.0
Course Maintenance Department	331,220.00	331,220.00	173,734.95	32,181.66	0.00	157,485.05	52.5
Dept: 45 General & Administrative Dept							
8101.000 Salaries - Regular	19,750.00	19,750.00	3,488.96	0.00	0.00	16,261.04	17.7

REVENUE/EXPENDITURE REPORT

Page: 14
12/8/2017
11:33 am

VILLAGE OF LAKEWOOD

For the Period: 5/1/2017 to 9/30/2017	Original Bud.	Amended Bud.	Annual Actual	CURR MTH	Encumb. YTD	UnencBal	% Bud
Fund Type: 2.1 Enterprise funds							
Fund: 94 - Golf Course Fund							
Expenditures							
Dept: 45 General & Administrative Dept							
8103.000 Hourly Wages - Full Time	36,230.00	36,230.00	15,300.14	2,981.74	0.00	20,929.86	42.2
8161.000 Employers' Share - FICA	4,285.00	4,285.00	1,175.96	207.27	0.00	3,109.04	27.4
8162.000 Employers' Share - IMRF	5,880.00	5,880.00	1,772.04	313.07	0.00	4,107.96	30.1
8163.000 Medical/Dental/Life Insurance	12,230.00	12,230.00	4,572.70	1,410.94	0.00	7,657.30	37.4
8180.000 Workers' Compensations Ins.	730.00	730.00	0.00	0.00	0.00	730.00	0.0
8181.000 Unemployment Insurance	75.00	75.00	0.00	0.00	0.00	75.00	0.0
8202.000 Office Supplies	1,200.00	1,200.00	407.90	63.68	0.00	792.10	34.0
8271.000 Charge Card Service Fee	19,000.00	19,000.00	13,718.63	3,261.73	0.00	5,281.37	72.2
8272.000 Bank Service Charge	250.00	250.00	84.45	84.45	0.00	165.55	33.8
8403.000 Postage	500.00	500.00	37.10	0.00	0.00	462.90	7.4
8414.000 Building Maintenance & Repairs	13,000.00	13,000.00	1,755.92	319.82	0.00	11,244.08	13.5
8416.000 Equipment O/M/R	2,200.00	2,200.00	1,103.15	0.00	0.00	1,096.85	50.1
8429.000 Security Monitoring	805.00	805.00	0.00	0.00	0.00	805.00	0.0
8430.000 Computer Services	1,480.00	1,480.00	850.18	88.00	0.00	629.82	57.4
8431.000 Copier / Lease Services	475.00	475.00	0.00	0.00	0.00	475.00	0.0
8434.000 Accounting & Auditing Services	6,500.00	6,500.00	4,881.25	0.00	0.00	1,618.75	75.1
8439.000 Electricity	15,000.00	15,000.00	4,905.99	201.34	0.00	10,094.01	32.7
8440.000 Telephone	3,580.00	3,580.00	1,470.42	299.72	0.00	2,109.58	41.1
8446.000 Water & Sewer	1,750.00	1,750.00	771.00	304.20	0.00	979.00	44.1
8447.000 Cable TV	1,075.00	1,075.00	447.62	90.09	0.00	627.38	41.6
8456.000 Advertising	17,000.00	17,000.00	8,501.50	252.00	0.00	8,498.50	50.0
8461.000 Legal & Audit	4,295.00	4,295.00	856.42	43.75	0.00	3,438.58	19.9
8471.000 General Liability Insurance	9,430.00	9,430.00	0.00	0.00	0.00	9,430.00	0.0
8492.000 Licenses & Permits	3,055.00	3,055.00	0.00	0.00	0.00	3,055.00	0.0
8495.000 Dues & Subscriptions	190.00	190.00	82.50	0.00	0.00	107.50	43.4
General & Administrative Dept	179,965.00	179,965.00	66,183.83	9,921.80	0.00	113,781.17	36.8
Dept: 50 Capital Improvements							
8682.000 Other Capital Improvements	51,045.00	51,045.00	27,353.33	7,467.41	0.00	23,691.67	53.6
8706.000 Equipment Lease	33,030.00	33,030.00	16,692.92	3,166.01	0.00	16,337.08	50.5
Capital Improvements	84,075.00	84,075.00	44,046.25	10,633.42	0.00	40,028.75	52.4
Dept: 55 Non-Operating Revenue/Expense							
8709.000 Interfund Loan Payable	9,538.00	9,538.00	0.00	0.00	0.00	9,538.00	0.0
8710.000 Obligation to SSA #8	500.00	500.00	0.00	0.00	0.00	500.00	0.0
Non-Operating Revenue/Expense	10,038.00	10,038.00	0.00	0.00	0.00	10,038.00	0.0
Expenditures	938,163.00	938,163.00	508,112.49	90,644.23	0.00	430,050.51	54.2
Net Effect for Golf Course Fund	20,607.00	20,607.00	225,568.04	53,256.15	0.00	-204,961.04	1,094.6
Change in Fund Balance:			225,568.04				
Net Effect for Enterprise funds	209,287.00	209,287.00	182,993.88	116,087.55	0.00	26,293.12	
Grand Total Net Effect:	157,163.00	157,163.00	1,071,679.93	319,553.15	0.00	-914,516.93	

Village of Lakewood

RedTail Golf Club Financial Statements

for the period of
May 1, 2017 to September 30, 2017

Listing of Reports:

- Statement of Revenue/Expenditures vs. Budget (Summary)
Revenue/Expenditure Report -- YTD Budget vs. Actual
- Cash Flow Projections
- Prior Fiscal Year's Comparison

**Village of Lakewood
RedTail Golf Club**

Statement of Revenue/Expenditures vs Budget (Summary)
May 1, 2017 to September 30, 2017

	September	Fiscal Year-To-Date			Annual	(Over)/Under	%
	Actual	Actual	Budget	Variance	Budget	Budget	Budget
Total Rounds	4,346	22,259			28,450	6,191	78.2%
Revenue							
Green Fees & Cart Fees	\$ 114,733	\$ 586,703	\$ 533,750	\$ (52,953)	\$ 747,250	\$ 160,547	78.5%
Memberships	712	9,008	29,286	20,278	41,000	31,992	22.0%
Handicap Fees	-	90	1,143	1,053	1,600	1,510	5.6%
Driving Range	4,713	27,760	25,000	(2,760)	35,000	7,240	79.3%
Instruction/Lessons	1,009	21,896	17,857	(4,039)	25,000	3,104	87.6%
Instruction/Lessons -- Costs	-	(16,076)	(13,571)	2,505	(19,000)	(2,924)	84.6%
Other Golf Revenue	1,742	2,816	2,857	41	4,000	1,184	70.4%
Total Golf Revenue	122,909	632,197	596,321	(35,876)	834,850	202,653	75.7%
Pro Shop Sales	11,362	59,517	60,000	483	84,000	24,483	70.9%
Pro Shop-Cost of Goods Sold	(9,753)	(45,525)	(45,714)	(189)	(64,000)	(18,475)	71.1%
Pro Shop - Net	1,609	13,992	14,286	294	20,000	6,008	70.0%
Food & Beverage Sales	31,424	133,986	121,929	(12,057)	170,700	36,714	78.5%
Food & Bev - Cost of Goods Sold	(12,064)	(47,091)	(48,771)	(1,680)	(68,280)	(21,189)	69.0%
Food & Bev - Net	19,360	86,895	73,157	(13,738)	102,420	15,525	84.8%
Total Net Operating Revenue	143,878	733,084	683,764	(49,320)	957,270	224,186	76.6%
Operating Income/Round	33.11						
Expenditures by Department							
Golf Course/Pro Shop	32,807	199,436	212,325	12,889	297,255	97,819	67.1%
Food & Beverage	5,101	24,712	25,436	724	35,610	10,898	69.4%
Course Maintenance	32,182	173,735	236,586	62,851	331,220	157,485	52.5%
General & Administrative	9,922	66,184	128,546	62,362	179,965	113,781	36.8%
Lease Payments	3,166	16,693	23,593	6,900	33,030	16,337	50.5%
Total Operating Expenses	83,178	480,760	626,486	145,726	877,080	396,320	54.8%
Operating Revenue Over/(Under) Expenses	\$ 60,700	\$ 252,324	\$ 57,279	\$ 195,045	\$ 80,190	\$ 172,134	

RedTail Golf Club
Statement of Revenue/Expenditures vs Budget (Summary)
May 1, 2017 to September 30, 2017

	September	Fiscal Year-To-Date			Annual Budget	(Over)/Under Budget	% Budget
	Actual	Actual	Budget	Variance			
Total Rounds	4,346	22,259			28,450	6,191	78.2%
Non-Operating Revenue							
Interest Income	\$ 23	\$ 104	\$ 286	\$ 182	\$ 400	\$ 296	26.0%
Misc./Donations	-	494	786	292	1,100	606	0.0%
Total Non Operating Revenue	23	598	1,071	473	1,500	902	39.9%
Non-Operating Expenditures							
Obligation to SSA #8	-	-	-	-	500	500	0.0%
Other Capital Improvements	7,467	27,353	\$ 36,461	9,108	51,045	23,692	53.6%
Interfund Loan Payable	-	-	-	-	9,538	9,538	0.0%
Total Non-Operating Expenses	7,467	27,353	36,461	9,108	61,083	33,730	53.6%
Non-Operating Revenue Over/(Under) Expenses	(7,444)	(26,755)	(35,389)	(8,634)	(59,583)	(32,828)	44.9%
Total Revenue Over/(Under) Expenses	\$ 53,256	\$ 225,569	\$ 21,889	\$ 203,680	\$ 20,607	\$ 204,962	

Village of Lakewood
RedTail Golf Club
Cash Flow Projections
May 1, 2017 through April 30, 2018

	May 2017 Actual	Jun 2017 Actual	Jul 2017 Actual	Aug 2017 Actual	Sept 2017 Actual	Oct 2017 Estimated	Nov 2017 Estimated	Dec 2017 Estimated	Jan 2018 Estimated	Feb 2018 Estimated	Mar 2018 Estimated	April 2018 Estimated	Total	Budget
Beginning Cash Balance	\$ 271,238	\$ 270,576	\$ 329,984	\$ 399,021	\$ 446,058	\$ 508,324	\$ 494,048	\$ 489,158	\$ 444,977	\$ 410,111	\$ 389,977	\$ 316,858	\$ 344,853	
Net Operating Revenue	108,361	177,238	154,616	148,991	143,900	70,000	27,500	-	-	5,000	12,000	90,000	937,606	957,270
Operating Expenditures	110,599	108,082	92,378	86,523	80,011	65,000	40,000	40,000	35,000	35,000	40,000	57,000	789,593	877,080
Operating Revenue Over (Under) Expenditures	(2,238)	69,156	62,238	62,468	63,889	5,000	(12,500)	(40,000)	(35,000)	(30,000)	(28,000)	33,000	148,013	80,190
<u>Non-Operating Revenue</u>														
Interest Income	18	21	19	22	23	55	60	70	30	40	20	10	388	400
Other Revenue	-	-	494	-	-	-	-	-	-	-	-	-	494	1,100
<u>Non-Operating Expenses</u>														
Interfund Loan Payments	-	-	-	-	-	-	-	9,538	-	-	-	-	9,538	9,538
Capital Expenditures	-	1,036	-	18,850	10,633	20,000	-	-	-	-	-	11,045	61,564	51,045
SSA #8 Payments	-	-	-	-	-	-	-	500	-	-	-	-	500	500
Net Non-operating Revenue (Expenditures)	18	(1,015)	513	(18,828)	(10,610)	(19,945)	60	(9,968)	30	40	20	(11,035)	(70,720)	(59,583)
Total Income (Loss)	(2,220)	68,141	62,751	43,640	53,279	(14,945)	(12,440)	(49,968)	(34,970)	(29,960)	(27,980)	21,965	77,293	20,607
Changes in inventory/accruals	1,558	(8,733)	6,286	3,397	8,987	669	7,550	5,787	104	9,826	(45,139)	6,030		
Ending Cash Balance	\$ 270,576	\$ 329,984	\$ 399,021	\$ 446,058	\$ 508,324	\$ 494,048	\$ 489,158	\$ 444,977	\$ 410,111	\$ 389,977	\$ 316,858	\$ 344,853		

**Village of Lakewood
RedTail Golf Club**
Prior Fiscal Year's Comparison
For Month Ending September 30, 2017

FY Ending	Net Operating Revenue							Operating Expenditures							Net Operating Income						
	11/12	12/13	13/14	14/15	15/16	16/17	17/18	11/12	12/13	13/14	14/15	15/16	16/17	17/18	11/12	12/13	13/14	14/15	15/16	16/17	17/18
May	\$ 127,821	\$ 151,269	\$ 113,155	\$ 116,898	\$ 128,041	\$ 125,797	\$ 108,361	\$ 102,167	\$ 115,747	\$ 119,013	\$ 106,121	\$ 89,301	\$ 91,217	\$ 110,599	\$ 25,654	\$ 35,522	\$ (5,858)	\$ 10,777	\$ 38,740	\$ 34,580	\$ (2,238)
June	160,609	196,939	163,642	162,025	145,601	168,334	177,238	99,056	158,059	101,729	109,637	131,795	137,133	108,082	61,553	28,880	61,913	52,388	13,906	31,201	69,156
July	197,281	171,390	177,277	167,862	163,751	163,970	154,616	107,009	121,721	123,684	121,523	106,787	100,768	92,378	90,272	49,669	53,593	45,339	56,964	63,202	62,238
August	176,211	166,264	169,452	157,509	158,574	152,085	148,991	133,508	129,647	97,400	93,590	80,776	90,772	86,523	42,703	36,617	72,052	63,919	77,798	61,313	62,468
September	130,963	128,967	130,400	114,633	114,320	103,301	143,878	99,871	84,633	105,993	80,210	82,463	93,492	80,011	31,092	44,334	24,407	34,423	31,857	9,809	63,867
October	79,899	63,169	50,784	47,047	60,757	77,467		81,781	67,519	77,134	67,388	64,203	61,062		(1,882)	(4,350)	(26,350)	(20,341)	(3,446)	16,405	-
November	25,151	26,975	6,993	18,992	24,796	28,217		49,539	53,522	54,125	44,007	51,015	61,933		(24,388)	(26,547)	(47,132)	(25,015)	(26,219)	(33,716)	-
December	3,711	9,228	5,216	5,640	11,649	(71)		38,799	37,768	42,394	41,567	54,260	47,456		(35,088)	(28,540)	(37,178)	(35,927)	(42,611)	(47,527)	-
January	892	533	1,633	95	1,387	199		41,719	42,469	48,791	24,681	29,162	27,596		(40,827)	(41,936)	(47,158)	(24,586)	(27,775)	(27,397)	-
February	530	1,805	-	81	7,307	20,267		69,149	28,085	32,508	34,633	25,721	29,840		(68,619)	(26,280)	(32,508)	(34,552)	(18,414)	(9,573)	-
March	65,959	14,547	3,214	17,577	23,982	9,750		83,138	46,167	43,275	35,992	40,225	30,313		(17,179)	(31,620)	(40,061)	(18,415)	(16,243)	(20,563)	-
April	83,878	70,707	84,956	74,680	77,244	91,864		66,796	51,428	68,057	57,354	62,221	46,138		17,082	19,279	16,899	17,326	15,023	45,726	-
Total	\$ 1,052,905	\$ 991,793	\$ 906,722	\$ 883,039	\$ 917,409	\$ 941,180	\$ 733,084	\$ 972,532	\$ 936,765	\$ 914,103	\$ 816,703	\$ 817,929	\$ 817,720	\$ 477,593	\$ 80,373	\$ 55,028	\$ (7,381)	\$ 66,336	\$ 99,480	\$ 123,460	\$ 255,491
Prior YTD	\$ 661,922	\$ 675,862	\$ 623,526	\$ 604,294	\$ 595,967	\$ 610,186	\$ 589,206	\$ 441,740	\$ 525,174	\$ 441,826	\$ 430,871	\$ 408,659	\$ 419,890	\$ 397,582	\$ 220,182	\$ 150,688	\$ 181,700	\$ 173,423	\$ 187,308	\$ 190,296	\$ 191,624

FY Ending	Rounds							Income Per Rounds						
	11/12	12/13	13/14	14/15	15/16	16/17	17/18	11/12	12/13	13/14	14/15	15/16	16/17	17/18
May	4,018	4,652	3,416	3,481	3,630	3,690	3,372	\$ 31.81	\$ 32.52	\$ 33.13	\$ 33.58	\$ 35.27	\$ 34.09	\$ 32.14
June	4,671	5,314	4,435	4,444	4,128	4,801	4,718	34.38	35.18	36.90	36.46	35.27	35.06	37.57
July	5,572	4,748	5,093	5,162	4,961	4,996	4,787	35.41	36.10	34.81	32.52	33.01	32.82	32.30
August	5,309	4,689	5,217	4,680	5,210	4,577	5,036	33.19	35.46	32.48	33.66	30.44	33.23	29.59
September	3,532	3,558	3,761	3,482	3,619	3,327	4,346	37.08	35.26	34.67	32.92	31.59	31.05	33.11
October	2,965	2,152	2,100	2,003	2,333	2,586		27.89	29.35	24.18	23.49	26.04	29.96	
November	897	1,043	491	428	1,066	1,061		28.04	25.86	14.24	44.37	23.26	26.59	
December	95	252	77	240	379	17		39.06	36.62	67.74	23.50	30.74	(4.18)	
January	-	-	-	-	-	-		-	-	-	-	-	-	
February	-	-	-	-	-	318		-	-	-	-	-	63.73	
March	1,500	163	-	205	534	205		43.97	89.25	-	-	44.91	47.56	
April	2,561	1,901	1,850	2,020	2,018	2,046		32.75	37.19	45.92	36.97	38.28	44.90	
Total	31,020	28,572	26,440	26,145	27,878	27,624	22,259	\$ 33.94	\$ 34.71	\$ 34.29	\$ 33.77	\$ 32.91	\$ 34.07	\$ 32.93
Prior YTD	19,570	19,403	18,161	17,767	17,929	18,064	17,913							
% change	2.9%	-0.9%	-6.4%	-2.2%	0.9%	0.8%	-0.8%							

"Income per Round" equals "Revenues" divided by "Rounds"
"Revenues" excludes interest income
"Expenditures" excludes bond debt service

Village of Lakewood

Lake Patrol Financial Statements

for the period of
May 1, 2017 to September 30, 2017

Listing of Reports:

- Statement of Revenue/Expenditures vs. Budget (Summary)

**Village of Lakewood/City of Crystal Lake
Lake Patrol**

Revenue & Expenditures vs Budget
May 1, 2017 to September 30, 2017

	September	Fiscal Year-To-Date			Annual Budget	(Over)/Under Budget	% Budget
	Actual	Actual	Budget	Variance			
Revenues							
Decal Sales	\$ 310	\$ 22,696	\$ 20,000	\$ (2,696)	\$ 24,000	\$ 1,304	94.57%
Interest Income	1	5	4	(1)	5	-	100.00%
Total Lake Patrol Revenues	311	22,701	20,004	(2,697)	24,005	1,304	94.57%
Personal Services							
Wages	3,562	18,220	15,025	(3,195)	18,030	(190)	101.05%
Employer's Share - FICA	270	1,408	1,150	(258)	1,380	(28)	102.03%
Employer's Share - IMRF	105	542	442	(100)	530	(12)	102.26%
Physicals/Drug Testing	-	60	83	23	100	40	60.00%
Worker's Compensation	-	-	-	-	960	960	0.00%
Unemployment Insurance	19	100	83	(17)	100	-	100.00%
Total Personal Services	3,956	20,330	16,783	(3,547)	21,100	770	96.35%
Commodities							
Printing & Printed Materials	-	-	167	167	200	200	0.00%
Decals/Printing	-	-	354	354	425	425	0.00%
Gas, Oil & Lubricants	41	443	250	(193)	300	(143)	147.67%
Wearing Apparel	-	294	208	(86)	250	(44)	117.60%
Misc. Equipment	-	-	417	417	500	500	0.00%
Total Commodities	41	737	1,396	659	1,675	938	44.00%
Contractual Services							
Equip. Maintenance & Repairs	555	1,226	1,833	607	2,200	974	55.73%
Dispatch Services	-	-	867	867	1,040	1,040	0.00%
Legal	-	-	27	27	32	32	0.00%
General Liability & Property	-	-	1,458	1,458	1,750	1,750	0.00%
Total Contractual Services	555	1,226	4,185	2,959	5,022	3,796	24.41%
Total Lake Patrol Expenses	4,552	22,293	22,364	71	27,797	5,504	80.20%
Revenue Over or (Under) Exp.	\$ (4,241)	\$ 408	\$ (2,360)	\$ 2,768	\$ (3,792)	\$ 4,200	

Village of Lakewood

General Fund Financial Statements

for the period of
May 1, 2017 to October 31, 2017

Listing of Reports:

- Cash & Investments
- General Fund Revenues
- Summary of General Fund Revenue/Expenditures
- Revenue/Expenditures (for all funds)

Village of Lakewood
Cash & Investment Balances
For Month Ending October 31, 2017

Fund	Home State Bank (1)	BMO Harris	Illinois Funds	Investment PMA	Restricted Cash	Total Cash & Investments	Operating Reserve (2)	Unrestricted Cash (3)
General	\$ 1,504,487	\$ 44,403	\$ 706,505	\$ 313,369	\$ -	\$ 2,568,764	\$ 691,141	\$ 1,877,623
General Capital Fund	(618,326)	-	-	-	-	(618,326)	-	(618,326)
Impact Fee	63,870	-	767,107	218,059	-	1,049,036	-	1,049,036
SSA #2	1,074	-	-	-	-	1,074	346	728
SSA #3	77,550	-	-	-	-	77,550	459	77,091
SSA #4	32,145	-	-	-	-	32,145	-	32,145
SSA #5	5,846	-	-	-	-	5,846	-	5,846
SSA #6	1,634	-	-	-	-	1,634	-	1,634
SSA #7	(41)	-	-	-	-	(41)	-	(41)
SSA #8	(3,464)	-	-	-	-	(3,464)	10,752	(14,216)
Governmental Funds	1,064,775	44,403	1,473,612	531,428	-	3,114,218	702,698	2,411,520
Lakewood Utilities	1,203,316	-	309,407	721,149	55,192	2,289,064	275,581	2,013,483
LU Capital Improvement	372,746	104,770	1,477	-	-	478,993	na	478,993
East Sewer	(113,220)	-	50,251	-	-	(62,969)	-	(62,969)
Refuse	(27,975)	-	-	-	-	(27,975)	74,558	(102,533)
Utility Funds	1,434,867	104,770	361,135	721,149	55,192	2,677,113	350,140	2,326,974
Motor Fuel Tax	-	-	188,649	-	-	188,649	-	188,649
TIF Fund	18,957	-	-	-	-	18,957	-	18,957
Lake Patrol	27,234	-	-	-	-	27,234	7,511	19,723
RedTail Golf Club	501,643	-	-	1,559	-	503,202	216,582	286,620
Agency (4)	182,491	-	-	-	-	182,491	-	182,491
Other Funds	730,325	-	188,649	1,559	-	920,533	224,093	696,440
Total Cash & Investments	\$ 3,229,967	\$ 149,173	\$ 2,023,396	\$ 1,254,136	\$ 55,192	\$ 6,711,864	\$ 1,276,930	\$ 5,434,934

(1) "Home State Bank" includes both operating accounts and money market accounts at this institution.

(2) "Operating Reserve" is equal to 3 months of operating expenses for the fund based upon Fiscal Year 2017 expenditures.

(3) "Unrestricted Cash" is equal to "Total Cash & Investments" less "Operating Reserve".

(4) "Agency Fund" holds restricted assets from third parties related to developments. These funds are held for specific projects, but unrestricted as to type of expenditure relating to the specific development project.

Village of Lakewood
General Fund Revenues
May 1, 2017 to October 31, 2017

General Fund Revenue Sources	October Actual	Fiscal Year-To-Date			Annual Budget	(Over)/Under Budget	% Received
		Actual	Budget	Variance			
Taxes							
Property Tax	\$ 7,332	\$ 567,145	\$ 495,429	\$ (71,716)	\$ 578,000	\$ 10,855	98.1%
State Income Tax	29,992	236,924	188,050	(48,874)	376,100	139,176	63.0%
Sales Tax	18,327	111,406	114,000	2,594	228,000	116,594	48.9%
Replacement Tax	212	839	1,125	286	2,250	1,411	37.3%
Telecom Tax	5,840	37,603	41,900	4,297	83,800	46,197	44.9%
Gas Utility Tax	1,766	18,672	24,100	5,428	48,200	29,528	38.7%
Electric Tax	10,226	59,117	59,400	283	118,800	59,683	49.8%
Total Tax Revenues:	73,695	1,031,706	924,004	(107,702)	1,435,150	403,444	71.9%
License & Franchise							
Liquor Licenses	-	-	-	-	10,000	10,000	0.0%
Cable Franchise	-	39,845	38,650	(1,195)	77,300	37,455	51.5%
Total License & Permits:	-	39,845	38,650	(1,195)	87,300	47,455	45.6%
Building Permits & Fees							
Building Permits & Fees:	17,723	42,666	39,100	(3,566)	78,200	35,534	54.6%
Stormwater Maint. Permits	1,360	8,840	7,140	(1,700)	14,280	5,440	61.9%
Architectural Review	850	4,050	1,538	(2,513)	3,075	(975)	131.7%
Misc. Income/Donations	-	-	-	-	-	-	0.0%
Total Building Fees:	19,933	55,556	47,778	(7,779)	95,555	39,999	58.1%
Public Safety Revenue							
Fire Protection Property Tax	9,555	727,665	639,643	(88,022)	746,250	18,585	97.5%
Police Protection Property Tax	5,733	436,598	383,786	(52,812)	447,750	11,152	97.5%
Overweight Truck Permit	-	1,700	1,000	(700)	2,000	300	85.0%
Event Patrol	-	-	375	375	750	750	0.0%
Court Fines	2,839	16,379	17,500	1,121	35,000	18,621	46.8%
Local Fines	-	-	600	600	1,200	1,200	0.0%
DUI Fines	-	-	175	175	350	350	0.0%
Squad Fines	150	727	1,000	273	2,000	1,273	36.4%
Bond Processing Fee	-	-	50	50	100	100	0.0%
Sale of Village Assets	-	-	3,750	3,750	7,500	7,500	0.0%
Other Revenue-Donations/Grant	496	651	250	(401)	500	(151)	130.2%
Total Public Safety Revenue:	18,773	1,183,720	1,048,129	(135,591)	1,243,400	59,680	95.2%
Other Revenues							
Lot Mowing	200	1,000	1,050	50	2,100	1,100	47.6%
Administrative fees	-	-	100	100	200	200	0.0%
Interest Income	1,491	7,406	1,500	(5,906)	3,000	(4,406)	246.9%
Rental Income	875	5,250	8,075	2,825	16,150	10,900	32.5%
Transfer in reserves	-	-	5,145	5,145	10,290	10,290	0.0%
Sale of Village Assets	-	-	5,000	5,000	10,000	10,000	0.0%
Misc. Income/Donations	536	1,320	2,250	930	4,500	3,180	29.3%
Total Other Revenues:	3,102	14,976	23,120	8,144	46,240	31,264	32.4%
Total General Fund Revenues:	\$ 115,503	\$ 2,325,803	\$ 2,081,680	\$ 244,123	\$ 2,907,645	\$ (581,842)	80.0%

Village of Lakewood
Summary of General Fund Revenues & Expenditures
 May 1, 2017 to October 31, 2017

	October	Fiscal Year-To-Date			Annual Budget	(Over)/Under Budget	% Budget
	Actual	Actual	Budget	Variance			
Revenues:							
Taxes	\$ 73,695	\$ 1,031,706	\$ 924,004	\$ (107,702)	\$ 1,435,150	\$ 403,444	71.9%
License & Franchise	-	39,845	38,650	(1,195)	87,300	47,455	45.6%
Building Permit Fees	19,933	55,556	47,778	(7,779)	95,555	39,999	58.1%
Public Safety	18,773	1,183,720	1,048,129	(135,591)	1,243,400	59,680	95.2%
Other	3,102	14,976	23,120	8,144	46,240	31,264	32.4%
Total Revenues:	115,503	2,325,803	2,081,680	(244,123)	2,907,645	581,842	80.0%
Expenditures:							
Administration	15,622	174,865	154,400	(20,465)	308,800	133,935	56.6%
Public Safety	124,358	808,465	889,275	80,810	1,778,550	970,085	45.5%
Planning & Zoning	-	35,851	36,550	699	73,100	37,249	49.0%
Public Properties	24,181	148,219	195,343	47,124	390,685	242,466	37.9%
Building	7,614	34,267	42,928	8,661	85,855	51,588	39.9%
Total Expenditures:	171,775	1,201,667	1,318,495	116,828	2,636,990	1,435,323	45.6%
Revenue Over/(Under) Expenditures:	\$ (56,272)	\$ 1,124,136	\$ 763,185	\$ 360,951	\$ 270,655	\$ 853,481	

REVENUE/EXPENDITURE REPORT

VILLAGE OF LAKEWOOD

For the Period: 5/1/2017 to 10/31/2017	Original Bud.	Amended Bud.	Annual Actual	CURR MTH	Encumb. YTD	UnencBal	% Bud
Fund Type: 1.1 General fund							
Fund: 10 - General Fund							
Revenues							
Dept: 00 Non-Department							
3101.010 Property Tax - General Fund	423,000.00	423,000.00	426,204.65	5,596.58	0.00	-3,204.65	100.8
3101.028 Property Tax - Rd. & Bridge	20,900.00	20,900.00	21,114.20	161.46	0.00	-214.20	101.0
3101.032 Property Tax - Audit	4,950.00	4,950.00	4,852.09	63.71	0.00	97.91	98.0
3101.036 Property Tax - Unemp. Ins.	3,450.00	3,450.00	3,396.64	44.60	0.00	53.36	98.5
3101.040 Property Tax - IMRF	64,350.00	64,350.00	63,065.29	828.12	0.00	1,284.71	98.0
3101.041 Property Tax - Social Security	61,350.00	61,350.00	48,509.40	637.03	0.00	12,840.60	79.1
3140.000 Income Tax	376,100.00	376,100.00	236,923.85	29,991.97	0.00	139,176.15	63.0
3141.000 Sales Tax	228,000.00	228,000.00	111,406.03	18,327.36	0.00	116,593.97	48.9
3142.000 Replacement Tax	2,250.00	2,250.00	839.34	211.70	0.00	1,410.66	37.3
3204.000 Telecom Tax	83,800.00	83,800.00	37,602.71	5,840.25	0.00	46,197.29	44.9
3205.000 Gas Utility Tax	48,200.00	48,200.00	18,671.09	1,765.77	0.00	29,528.91	38.7
3206.000 Electric Utility Tax	118,800.00	118,800.00	59,117.88	10,226.34	0.00	59,682.12	49.8
3322.000 Liquor License	10,000.00	10,000.00	0.00	0.00	0.00	10,000.00	0.0
3324.000 Cable TV Franchise	77,300.00	77,300.00	39,844.98	0.00	0.00	37,455.02	51.5
3702.000 Interest Income	3,000.00	3,000.00	7,406.67	1,491.40	0.00	-4,406.67	246.9
3713.000 Interfund Loan Receivable	14,645.00	14,645.00	0.00	0.00	0.00	14,645.00	0.0
3803.000 Lot Mowing	2,100.00	2,100.00	1,000.00	200.00	0.00	1,100.00	47.6
3806.000 Administrative Fee	200.00	200.00	0.00	0.00	0.00	200.00	0.0
3833.000 Safety Grant	2,590.00	2,590.00	0.00	0.00	0.00	2,590.00	0.0
3850.000 Sale of Vlg Assets	10,000.00	10,000.00	0.00	0.00	0.00	10,000.00	0.0
3855.000 Rental Income	16,150.00	16,150.00	5,250.00	875.00	0.00	10,900.00	32.5
3899.000 Miscellaneous Inc.	4,500.00	4,500.00	1,320.92	0.00	0.00	3,179.08	29.4
3903.000 Transfer In - Reserves	10,290.00	10,290.00	0.00	0.00	0.00	10,290.00	0.0
Non-Department	1,585,925.00	1,585,925.00	1,086,525.74	76,261.29	0.00	499,399.26	68.5
Dept: 15 Police Department							
3101.022 Property Tax - Fire Protection	746,250.00	746,250.00	727,665.24	9,555.08	0.00	18,584.76	97.5
3101.026 Property Tax - Police Prot.	447,750.00	447,750.00	436,598.04	5,733.06	0.00	11,151.96	97.5
3312.000 Overweight Truck Permit	2,000.00	2,000.00	1,700.00	0.00	0.00	300.00	85.0
3503.000 Event-Patrol	750.00	750.00	0.00	0.00	0.00	750.00	0.0
3610.000 Court Fines	35,000.00	35,000.00	16,378.89	2,838.54	0.00	18,621.11	46.8
3611.000 Local Fines	1,200.00	1,200.00	0.00	0.00	0.00	1,200.00	0.0
3613.000 DUI Fines	350.00	350.00	0.00	0.00	0.00	350.00	0.0
3614.000 Squad Fines	2,000.00	2,000.00	727.00	150.00	0.00	1,273.00	36.4
3615.000 Bond Processing Fee	100.00	100.00	0.00	0.00	0.00	100.00	0.0
3850.000 Sale of Vlg Assets	7,500.00	7,500.00	0.00	0.00	0.00	7,500.00	0.0
3899.000 Miscellaneous Inc.	500.00	500.00	651.19	496.19	0.00	-151.19	130.2
Police Department	1,243,400.00	1,243,400.00	1,183,720.36	18,772.87	0.00	59,679.64	95.2
Dept: 20 Planning & Zoning Department							
3556.000 Application Review Fee	0.00	0.00	600.00	0.00	0.00	-600.00	0.0
Planning & Zoning Department	0.00	0.00	600.00	0.00	0.00	-600.00	0.0
Dept: 24 Building Department							
3301.000 Building Permits	78,200.00	78,200.00	42,066.34	17,723.41	0.00	36,133.66	53.8
3305.000 Stormwater Maint. Permit	14,280.00	14,280.00	8,840.00	1,360.00	0.00	5,440.00	61.9
3560.000 Architectural Review Fees	3,075.00	3,075.00	4,050.00	850.00	0.00	-975.00	131.7
Building Department	95,555.00	95,555.00	54,956.34	19,933.41	0.00	40,598.66	57.5
Revenues	2,924,880.00	2,924,880.00	2,325,802.44	114,967.57	0.00	599,077.56	79.5
Expenditures							
Dept: 10 Administration							
8101.000 Salaries - Regular	77,000.00	77,000.00	23,369.74	0.00	0.00	53,630.26	30.4
8102.000 Salaries - Elected Officials	14,200.00	14,200.00	6,799.98	1,183.33	0.00	7,400.02	47.9
8103.000 Hourly Wages - Full Time	31,040.00	31,040.00	22,388.89	5,371.19	0.00	8,651.11	72.1
8104.000 Hourly Wages - Part Time	38,220.00	38,220.00	19,242.30	2,654.69	0.00	18,977.70	50.3
8161.000 Employers' Share - FICA	12,280.00	12,280.00	5,019.87	673.25	0.00	7,260.13	40.9
8162.000 Employers' Share - IMRF	13,889.00	13,889.00	6,028.34	871.60	0.00	7,860.66	43.4

REVENUE/EXPENDITURE REPORT

VILLAGE OF LAKEWOOD

For the Period: 5/1/2017 to 10/31/2017	Original Bud.	Amended Bud.	Annual Actual	CURR MTH	Encumb. YTD	UnencBal	% Bud
Fund Type: 1.1 General fund							
Fund: 10 - General Fund							
Expenditures							
Dept: 10 Administration							
8163.000 Medical/Dental/Lifa Insurance	19,530.00	19,530.00	12,929.01	2,279.28	0.00	6,600.99	66.2
8170.000 Physicals/Drug Testing	150.00	150.00	92.00	0.00	0.00	58.00	61.3
8175.000 Employee Programs	1,676.00	1,676.00	724.96	38.00	0.00	951.04	43.3
8180.000 Workers' Compensations Ins.	4,850.00	4,850.00	0.00	0.00	0.00	4,850.00	0.0
8181.000 Unemployment Insurance	350.00	350.00	186.97	0.85	0.00	163.03	53.4
8201.000 Printing/Printed Materials	3,500.00	3,500.00	629.55	182.10	0.00	2,870.45	18.0
8202.000 Office Supplies	4,750.00	4,750.00	1,823.10	210.93	0.00	2,926.90	38.4
8260.000 Mileage Reimbursement	3,000.00	3,000.00	0.00	0.00	0.00	3,000.00	0.0
8272.000 Bank Service Charge	185.00	185.00	50.00	0.00	0.00	135.00	27.0
8403.000 Postage	4,200.00	4,200.00	1,530.92	461.60	0.00	2,669.08	36.5
8409.000 Disaster Expenses	0.00	0.00	41,560.34	0.00	0.00	-41,560.34	0.0
8430.000 Computer Services	6,860.00	6,860.00	3,752.41	293.35	0.00	3,107.59	54.7
8431.000 Copier / Lease Services	1,000.00	1,000.00	264.33	0.00	0.00	735.67	26.4
8432.000 Other Office Equipment Service	420.00	420.00	212.00	106.00	0.00	208.00	50.5
8433.000 Janitorial Service	1,700.00	1,700.00	1,170.00	345.00	0.00	530.00	68.8
8434.000 Accounting & Auditing Services	21,000.00	21,000.00	10,046.88	0.00	0.00	10,953.12	47.8
8440.000 Telephone	2,400.00	2,400.00	1,330.65	190.48	0.00	1,069.35	55.4
8450.000 Legal Services	25,020.00	25,020.00	11,331.32	0.00	0.00	13,688.68	45.3
8455.000 Legal Notices & Newspaper Ads	500.00	500.00	0.00	0.00	0.00	500.00	0.0
8471.000 General Liability Insurance	6,600.00	6,600.00	0.00	0.00	0.00	6,600.00	0.0
8490.000 Contractual Services - NEC	1,775.00	1,775.00	519.25	37.50	0.00	1,255.75	29.3
8495.000 Dues & Subscriptions	7,105.00	7,105.00	2,786.50	0.00	0.00	4,318.50	39.2
8496.000 Prof. Dev. & Training	500.00	500.00	500.00	400.00	0.00	0.00	100.0
8497.000 Travel Expenses	250.00	250.00	0.00	0.00	0.00	250.00	0.0
8498.000 Community Affairs	4,750.00	4,750.00	252.36	0.00	0.00	4,497.64	5.3
8499.000 Contingency	100.00	100.00	0.00	0.00	0.00	100.00	0.0
8615.000 Computer Equipment	0.00	0.00	322.50	322.50	0.00	-322.50	0.0
Administration	308,800.00	308,800.00	174,864.17	15,621.65	0.00	133,935.83	56.6
Dept: 15 Police Department							
8101.000 Salaries - Regular	97,805.00	97,805.00	41,457.87	5,538.46	0.00	56,347.13	42.4
8103.000 Hourly Wages - Full Time	437,790.00	437,790.00	208,601.58	34,738.76	0.00	229,188.42	47.6
8104.000 Hourly Wages - Part Time	8,360.00	8,360.00	2,400.00	0.00	0.00	5,960.00	28.7
8105.000 Overtime	13,000.00	13,000.00	10,651.45	570.18	0.00	2,348.55	81.9
8161.000 Employers' Share - FICA	42,610.00	42,610.00	19,391.71	2,993.81	0.00	23,218.29	45.5
8162.000 Employers' Share - IMRF	57,610.00	57,610.00	27,374.76	4,288.99	0.00	30,235.24	47.5
8163.000 Medical/Dental/Lifa Insurance	97,645.00	97,645.00	49,046.74	7,095.80	0.00	48,598.26	50.2
8170.000 Physicals/Drug Testing	0.00	0.00	193.00	0.00	0.00	-193.00	0.0
8180.000 Workers' Compensations Ins.	13,000.00	13,000.00	0.00	0.00	0.00	13,000.00	0.0
8181.000 Unemployment Insurance	880.00	880.00	182.60	51.40	0.00	697.40	20.8
8201.000 Printing/Printed Materials	200.00	200.00	145.21	29.01	0.00	54.79	72.6
8202.000 Office Supplies	600.00	600.00	372.35	174.24	0.00	227.65	62.1
8214.000 Building O/M/R Supplies	0.00	0.00	2,143.29	2,143.29	0.00	-2,143.29	0.0
8215.000 Vehicle O/M/R Supplies	150.00	150.00	0.00	0.00	0.00	150.00	0.0
8216.000 Equipment O/M/R Supplies	0.00	0.00	2,424.00	0.00	0.00	-2,424.00	0.0
8225.000 Gas, Oil & Antifreeze	16,000.00	16,000.00	8,804.58	1,803.26	0.00	7,195.42	55.0
8227.000 Radio O/M/R Supplies	500.00	500.00	89.97	0.00	0.00	410.03	18.0
8251.000 Wearing Apparel	3,000.00	3,000.00	1,572.20	199.94	0.00	1,427.80	52.4
8255.000 Patrol Supplies	500.00	500.00	235.26	0.00	0.00	264.74	47.1
8256.000 Investigation Supplies	1,500.00	1,500.00	1,000.00	0.00	0.00	500.00	66.7
8260.000 Mileage Reimbursement	3,000.00	3,000.00	971.84	0.00	0.00	2,028.16	32.4
8403.000 Postage	100.00	100.00	40.29	10.00	0.00	59.71	40.3
8415.000 Vehicle Maintenance & Repair	4,500.00	4,500.00	2,107.03	161.12	0.00	2,392.97	46.8
8416.000 Equipment O/M/R	3,100.00	3,100.00	1,221.30	0.00	0.00	1,878.70	39.4
8430.000 Computer Services	1,820.00	1,820.00	805.29	49.50	0.00	1,014.71	44.2
8440.000 Telephone	5,300.00	5,300.00	2,043.41	309.87	0.00	3,256.59	38.6
8441.000 Dispatch Services	60,550.00	60,550.00	30,441.52	0.00	0.00	30,108.48	50.3
8443.000 Fire Protection Services	805,010.00	805,010.00	383,544.84	63,924.14	0.00	421,465.16	47.6
8450.000 Legal Services	12,000.00	12,000.00	6,836.14	0.00	0.00	5,163.86	57.0
8471.000 General Liability Insurance	10,750.00	10,750.00	0.00	0.00	0.00	10,750.00	0.0

REVENUE/EXPENDITURE REPORT

VILLAGE OF LAKEWOOD

For the Period: 5/1/2017 to 10/31/2017	Original Bud.	Amended Bud.	Annual Actual	CURR MTH	Encumb. YTD	UnencBal	% Bud
Fund Type: 1.1 General fund							
Fund: 10 - General Fund							
Expenditures							
Dept: 15 Police Department							
8495.000 Dues & Subscriptions	320.00	320.00	175.00	150.00	0.00	145.00	54.7
8496.000 Prof. Dev. & Training	3,400.00	3,400.00	2,926.18	0.00	0.00	473.82	86.1
8497.000 Travel Expenses	250.00	250.00	46.23	0.00	0.00	203.77	18.5
8498.000 Community Affairs	250.00	250.00	398.57	126.08	0.00	-148.57	159.4
8701.000 Principal Payments	41,000.00	41,000.00	0.00	0.00	0.00	41,000.00	0.0
8702.022 Interest Expense-Series 2008	1,700.00	1,700.00	820.00	0.00	0.00	880.00	48.2
8714.000 Impact Fund Repayment	34,355.00	34,355.00	0.00	0.00	0.00	34,355.00	0.0
Police Department	1,778,555.00	1,778,555.00	808,464.21	124,357.85	0.00	970,090.79	45.5
Dept: 20 Planning & Zoning Department							
8201.000 Printing/Printed Materials	100.00	100.00	0.00	0.00	0.00	100.00	0.0
8435.000 Engineering Services	500.00	500.00	0.00	0.00	0.00	500.00	0.0
8450.000 Legal Services	6,500.00	6,500.00	2,868.62	0.00	0.00	3,631.38	44.1
8665.000 Land Acquisition	66,000.00	66,000.00	32,982.28	0.00	0.00	33,017.72	50.0
Planning & Zoning Department	73,100.00	73,100.00	35,850.90	0.00	0.00	37,249.10	49.0
Dept: 21 Public Works Department							
8101.000 Salaries - Regular	34,000.00	34,000.00	10,734.94	0.00	0.00	23,265.06	31.6
8103.000 Hourly Wages - Full Time	120,070.00	120,070.00	59,673.68	9,866.34	0.00	60,396.32	49.7
8104.000 Hourly Wages - Part Time	8,120.00	8,120.00	5,234.03	246.01	0.00	2,885.97	64.5
8105.000 Overtime	5,670.00	5,670.00	3,084.21	0.00	0.00	2,585.79	54.4
8161.000 Employers' Share - FICA	12,850.00	12,850.00	5,739.04	747.64	0.00	7,110.96	44.7
8162.000 Employers' Share - IMRF	17,625.00	17,625.00	7,575.84	1,035.94	0.00	10,049.16	43.0
8163.000 Medical/Dental/Life Insurance	29,500.00	29,500.00	15,131.57	1,966.31	0.00	14,368.43	51.3
8170.000 Physicals/Drug Testing	755.00	755.00	178.50	73.50	0.00	576.50	23.6
8180.000 Workers' Compensations Ins.	12,500.00	12,500.00	0.00	0.00	0.00	12,500.00	0.0
8181.000 Unemployment Insurance	310.00	310.00	67.65	9.28	0.00	242.35	21.8
8202.000 Office Supplies	500.00	500.00	270.26	26.21	0.00	229.74	54.1
8209.000 Street M/R Supplies	5,575.00	5,575.00	0.00	0.00	0.00	5,575.00	0.0
8210.000 Street Signs M/R Supplies	3,350.00	3,350.00	1,380.58	45.94	0.00	1,969.42	41.2
8212.000 Street Lights M/R Supplies	6,800.00	6,800.00	4,978.71	433.59	0.00	1,821.29	73.2
8214.000 Building O/M/R Supplies	2,500.00	2,500.00	519.44	251.24	0.00	1,980.56	20.8
8215.000 Vehicle O/M/R Supplies	10,275.00	10,275.00	3,635.18	3,244.20	0.00	6,639.82	35.4
8216.000 Equipment O/M/R Supplies	6,500.00	6,500.00	2,890.54	1,851.06	0.00	3,609.46	44.5
8217.000 Grounds M/R Supplies	1,600.00	1,600.00	673.14	0.00	0.00	926.86	42.1
8225.000 Gas, Oil & Antifreeze	8,500.00	8,500.00	3,208.57	823.56	0.00	5,291.43	37.7
8226.000 Small Tools	750.00	750.00	200.00	0.00	0.00	550.00	26.7
8230.000 Snow & Ice Control Supplies	38,255.00	38,255.00	0.00	0.00	0.00	38,255.00	0.0
8240.000 Sand & Gravel	2,000.00	2,000.00	861.95	350.00	0.00	1,138.05	43.1
8250.000 Bituminous Patch	1,500.00	1,500.00	362.50	0.00	0.00	1,137.50	24.2
8251.000 Wearing Apparel	1,050.00	1,050.00	303.07	0.00	0.00	746.93	28.9
8401.000 Rental Equipment	1,000.00	1,000.00	560.43	490.00	0.00	439.57	56.0
8412.000 Street Lights M/R	4,700.00	4,700.00	1,786.74	0.00	0.00	2,913.26	38.0
8414.000 Building Maintenance & Repairs	3,510.00	3,510.00	890.75	0.00	0.00	2,619.25	25.4
8415.000 Vehicle Maintenance & Repair	5,000.00	5,000.00	571.95	0.00	0.00	4,428.05	11.4
8416.000 Equipment O/M/R	4,430.00	4,430.00	2,192.33	320.00	0.00	2,237.67	49.5
8417.000 Grounds Maint. & Repairs	9,580.00	9,580.00	2,134.58	1,870.58	0.00	7,445.42	22.3
8418.000 Tree Maint. & Purchases	4,800.00	4,800.00	4,460.00	0.00	0.00	340.00	92.9
8430.000 Computer Services	2,780.00	2,780.00	1,358.03	163.85	0.00	1,421.97	48.9
8435.000 Engineering Services	10,000.00	10,000.00	3,500.00	0.00	0.00	6,500.00	35.0
8440.000 Telephone	1,200.00	1,200.00	384.65	77.33	0.00	815.35	32.1
8450.000 Legal Services	770.00	770.00	131.25	0.00	0.00	638.75	17.0
8471.000 General Liability Insurance	7,450.00	7,450.00	0.00	0.00	0.00	7,450.00	0.0
8485.000 Private Property Maintenance	2,000.00	2,000.00	1,635.00	185.00	0.00	365.00	81.8
8490.000 Contractual Services - NEC	940.00	940.00	452.10	6.25	0.00	487.90	48.1
8492.000 Licenses & Permits	1,000.00	1,000.00	1,000.00	0.00	0.00	0.00	100.0
8495.000 Dues & Subscriptions	420.00	420.00	320.00	0.00	0.00	100.00	76.2
8496.000 Prof. Dev. & Training	200.00	200.00	85.00	50.00	0.00	115.00	42.5
8498.000 Community Affairs	100.00	100.00	51.45	46.96	0.00	48.55	51.5
8499.000 Contingency	250.00	250.00	0.00	0.00	0.00	250.00	0.0

REVENUE/EXPENDITURE REPORT

VILLAGE OF LAKEWOOD

For the Period: 5/1/2017 to 10/31/2017

Fund Type: 1.1 General fund

Original Bud. Amended Bud. Annual Actual CURR MTH Encumb. YTD UnencBal % Bud

Fund: 10 - General Fund

Expenditures

Public Works Department	390,685.00	390,685.00	148,217.66	24,180.79	0.00	242,467.34	37.9
Dept: 24 Building Department							
8103.000 Hourly Wages - Full Time	18,480.00	18,480.00	9,077.45	1,279.44	0.00	9,402.55	49.1
8104.000 Hourly Wages - Part Time	24,720.00	24,720.00	0.00	0.00	0.00	24,720.00	0.0
8161.000 Employers' Share - FICA	3,310.00	3,310.00	648.05	91.35	0.00	2,661.95	19.6
8162.000 Employers' Share - IMRF	1,950.00	1,950.00	953.12	134.34	0.00	996.88	48.9
8163.000 Medical/Dental/Life Insurance	8,100.00	8,100.00	5,480.73	1,564.13	0.00	2,619.27	67.7
8170.000 Physicals/Drug Testing	150.00	150.00	0.00	0.00	0.00	150.00	0.0
8180.000 Workers' Compensations Ins.	570.00	570.00	0.00	0.00	0.00	570.00	0.0
8181.000 Unemployment Insurance	140.00	140.00	7.21	0.00	0.00	132.79	5.2
8202.000 Office Supplies	150.00	150.00	0.00	0.00	0.00	150.00	0.0
8225.000 Gas, Oil & Antifreeze	500.00	500.00	0.00	0.00	0.00	500.00	0.0
8403.000 Postage	120.00	120.00	0.00	0.00	0.00	120.00	0.0
8415.000 Vehicle Maintenance & Repair	130.00	130.00	0.00	0.00	0.00	130.00	0.0
8430.000 Computer Services	2,320.00	2,320.00	805.29	49.50	0.00	1,514.71	34.7
8435.000 Engineering Services	500.00	500.00	0.00	0.00	0.00	500.00	0.0
8435.035 Engineering-Stormwater Manage	13,650.00	13,650.00	5,850.00	1,300.00	0.00	7,800.00	42.9
8437.000 Inspection Services	6,000.00	6,000.00	7,525.00	1,645.00	0.00	-1,525.00	125.4
8438.000 Architectural Review Service	2,675.00	2,675.00	2,260.00	540.00	0.00	415.00	84.5
8440.000 Telephone	510.00	510.00	258.31	38.39	0.00	251.69	50.6
8450.000 Legal Services	250.00	250.00	393.75	0.00	0.00	-143.75	157.5
8471.000 General Liability Insurance	420.00	420.00	0.00	0.00	0.00	420.00	0.0
8496.000 Prof. Dev. & Training	1,110.00	1,110.00	684.00	649.00	0.00	426.00	61.6
8499.000 Contingency	100.00	100.00	0.00	0.00	0.00	100.00	0.0
8615.000 Computer Equipment	0.00	0.00	322.50	322.50	0.00	-322.50	0.0
Building Department	85,855.00	85,855.00	34,265.41	7,613.65	0.00	51,589.59	39.9
Expenditures	2,636,995.00	2,636,995.00	1,201,662.35	171,773.94	0.00	1,435,332.65	45.6

Net Effect for General Fund Change in Fund Balance: 287,885.00 287,885.00 1,124,140.09 -56,806.37 0.00 -836,255.09 390.5

Net Effect for General fund Fund Type: 1.2 Special revenue funds 287,885.00 287,885.00 1,124,140.09 -56,806.37 0.00 -836,255.09

Fund: 24 - Impact Fee

Revenues

Dept: 00 Non-Department							
3441.000 Park/Open Space Fee	8,563.00	8,563.00	751.10	751.10	0.00	7,811.90	8.8
3442.000 Wellands Impact Fee	0.00	0.00	300.00	300.00	0.00	-300.00	0.0
3445.000 Municipal Facility Fee	6,250.00	6,250.00	2,400.00	900.00	0.00	3,850.00	38.4
3702.000 Interest Income	4,500.00	4,500.00	289.57	0.00	0.00	4,210.43	6.4
3710.000 Interfund Receivable-Silt Proj	9,538.00	9,538.00	0.00	0.00	0.00	9,538.00	0.0
3714.000 General Fund Litigation	34,555.00	34,555.00	0.00	0.00	0.00	34,555.00	0.0
3800.000 Annual Fee - Ozinga	4,900.00	4,900.00	5,031.72	0.00	0.00	-131.72	102.7
Non-Department	68,306.00	68,306.00	8,772.39	1,951.10	0.00	59,533.61	12.8
Revenues	68,306.00	68,306.00	8,772.39	1,951.10	0.00	59,533.61	12.8

Expenditures

Dept: 00 Non-Department							
8990.010 Transfer to General	8,563.00	8,563.00	0.00	0.00	0.00	8,563.00	0.0
Non-Department	8,563.00	8,563.00	0.00	0.00	0.00	8,563.00	0.0
Expenditures	8,563.00	8,563.00	0.00	0.00	0.00	8,563.00	0.0

REVENUE/EXPENDITURE REPORT

VILLAGE OF LAKEWOOD

For the Period: 5/1/2017 to 10/31/2017	Original Bud.	Amended Bud.	Annual Actual	CURR MTH	Encumb. YTD	UnencBal	% Bud
Fund Type: 1.2 Special revenue funds							
Net Effect for Impact Fee Change in Fund Balance:	59,743.00	59,743.00	8,772.39 8,772.39	1,951.10	0.00	50,970.61	14.7
Fund: 25 - Tax Increment Financing Dist							
Revenues							
Dept: 00 Non-Department							
3101.000 Property Tax Revenue	9,235.00	9,235.00	12,180.00	0.00	0.00	-2,945.00	131.9
Non-Department	9,235.00	9,235.00	12,180.00	0.00	0.00	-2,945.00	131.9
Revenues	9,235.00	9,235.00	12,180.00	0.00	0.00	-2,945.00	131.9
Expenditures							
Dept: 00 Non-Department							
8450.000 Legal Services	750.00	750.00	0.00	0.00	0.00	750.00	0.0
8466.000 Expenditure Repayment	8,485.00	8,485.00	0.00	0.00	0.00	8,485.00	0.0
Non-Department	9,235.00	9,235.00	0.00	0.00	0.00	9,235.00	0.0
Expenditures	9,235.00	9,235.00	0.00	0.00	0.00	9,235.00	0.0
Net Effect for Tax Increment Financing Dist Change in Fund Balance:	0.00	0.00	12,180.00 12,180.00	0.00	0.00	-12,180.00	0.0
Fund: 50 - Motor Fuel Tax Fund							
Revenues							
Dept: 00 Non-Department							
3120.000 Motor Fuel Tax Revenue	93,360.00	93,360.00	48,007.14	7,354.86	0.00	45,352.86	51.4
3702.000 Interest Income	20.00	20.00	815.59	170.58	0.00	-795.59	4078.0
Non-Department	93,380.00	93,380.00	48,822.73	7,525.44	0.00	44,557.27	52.3
Revenues	93,380.00	93,380.00	48,822.73	7,525.44	0.00	44,557.27	52.3
Expenditures							
Dept: 00 Non-Department							
8410.000 Street M/R	235,000.00	235,000.00	0.00	0.00	0.00	235,000.00	0.0
Non-Department	235,000.00	235,000.00	0.00	0.00	0.00	235,000.00	0.0
Expenditures	235,000.00	235,000.00	0.00	0.00	0.00	235,000.00	0.0
Net Effect for Motor Fuel Tax Fund Change in Fund Balance:	-141,620.00	-141,620.00	48,822.73 48,822.73	7,525.44	0.00	-190,442.73	-34.5
Fund: 66 - SSA #2 (Brighton Oaks)							
Revenues							
Dept: 00 Non-Department							
3101.000 Property Tax Revenue	1,000.00	1,000.00	981.97	12.83	0.00	18.03	98.2
Non-Department	1,000.00	1,000.00	981.97	12.83	0.00	18.03	98.2
Revenues	1,000.00	1,000.00	981.97	12.83	0.00	18.03	98.2
Expenditures							
Dept: 00 Non-Department							
8412.000 Street Lights M/R	425.00	425.00	0.00	0.00	0.00	425.00	0.0
8439.000 Electricity	550.00	550.00	163.43	33.40	0.00	386.57	29.7
Non-Department	975.00	975.00	163.43	33.40	0.00	811.57	16.8
Expenditures	975.00	975.00	163.43	33.40	0.00	811.57	16.8

REVENUE/EXPENDITURE REPORT

VILLAGE OF LAKEWOOD

For the Period: 5/1/2017 to 10/31/2017	Original Bud.	Amended Bud.	Annual Actual	CURR MTH	Encumb. YTD	UnencBal	% Bud
Fund Type: 1.2 Special revenue funds							
Net Effect for SSA #2 (Brighton Oaks) Change in Fund Balance:	25.00	25.00	818.54 818.54	-20.57	0.00	-793.54	3,274.2
Fund: 67 - SSA #3 (Westlake Woods)							
Revenues							
Dept: 00 Non-Department							
3101.000 Property Tax Revenue	13,100.00	13,100.00	12,971.65	166.46	0.00	128.35	99.0
Non-Department	13,100.00	13,100.00	12,971.65	166.46	0.00	128.35	99.0
Revenues	13,100.00	13,100.00	12,971.65	166.46	0.00	128.35	99.0
Expenditures							
Dept: 00 Non-Department							
8417.000 Grounds Maint. & Repairs	1,770.00	1,770.00	1,304.00	760.00	0.00	466.00	73.7
Non-Department	1,770.00	1,770.00	1,304.00	760.00	0.00	466.00	73.7
Expenditures	1,770.00	1,770.00	1,304.00	760.00	0.00	466.00	73.7
Net Effect for SSA #3 (Westlake Woods) Change in Fund Balance:	11,330.00	11,330.00	11,667.65 11,667.65	-593.54	0.00	-337.65	103.0
Fund: 68 - SSA #4 (Hidden Lakes)							
Revenues							
Dept: 00 Non-Department							
3101.000 Property Tax Revenue	5,560.00	5,560.00	5,245.44	69.30	0.00	314.56	94.3
Non-Department	5,560.00	5,560.00	5,245.44	69.30	0.00	314.56	94.3
Revenues	5,560.00	5,560.00	5,245.44	69.30	0.00	314.56	94.3
Expenditures							
Dept: 00 Non-Department							
8450.000 Legal Services	100.00	100.00	0.00	0.00	0.00	100.00	0.0
8490.000 Contractual Services - NEC	100.00	100.00	0.00	0.00	0.00	100.00	0.0
Non-Department	200.00	200.00	0.00	0.00	0.00	200.00	0.0
Expenditures	200.00	200.00	0.00	0.00	0.00	200.00	0.0
Net Effect for SSA #4 (Hidden Lakes) Change in Fund Balance:	5,360.00	5,360.00	5,245.44 5,245.44	69.30	0.00	114.56	97.9
Fund: 69 - SSA #5 (Reserve)							
Revenues							
Dept: 00 Non-Department							
3101.000 Property Tax Revenue	2,000.00	2,000.00	1,993.04	0.00	0.00	6.96	99.7
Non-Department	2,000.00	2,000.00	1,993.04	0.00	0.00	6.96	99.7
Revenues	2,000.00	2,000.00	1,993.04	0.00	0.00	6.96	99.7
Expenditures							
Dept: 00 Non-Department							
8450.000 Legal Services	100.00	100.00	0.00	0.00	0.00	100.00	0.0
8490.000 Contractual Services - NEC	100.00	100.00	0.00	0.00	0.00	100.00	0.0
Non-Department	200.00	200.00	0.00	0.00	0.00	200.00	0.0
Expenditures	200.00	200.00	0.00	0.00	0.00	200.00	0.0

REVENUE/EXPENDITURE REPORT

VILLAGE OF LAKEWOOD

For the Period: 5/1/2017 to 10/31/2017	Original Bud.	Amended Bud.	Annual Actual	CURR MTH	Encumb. YTD	UnencBal	% Bud
Fund Type: 1.2 Special revenue funds							
Net Effect for SSA # 5 (Reserve)	1,800.00	1,800.00	1,993.04	0.00	0.00	-193.04	110.7
Change in Fund Balance:			1,993.04				
Fund: 70 - SSA #6 (Cambria)							
Revenues							
Dept: 00 Non-Department							
3101.000 Property Tax Revenue	500.00	500.00	499.99	0.00	0.00	0.01	100.0
Non-Department	500.00	500.00	499.99	0.00	0.00	0.01	100.0
Revenues	500.00	500.00	499.99	0.00	0.00	0.01	100.0
Expenditures							
Dept: 00 Non-Department							
8435.000 Engineering Services	100.00	100.00	0.00	0.00	0.00	100.00	0.0
8450.000 Legal Services	100.00	100.00	0.00	0.00	0.00	100.00	0.0
Non-Department	200.00	200.00	0.00	0.00	0.00	200.00	0.0
Expenditures	200.00	200.00	0.00	0.00	0.00	200.00	0.0
Net Effect for SSA #6 (Cambria)	300.00	300.00	499.99	0.00	0.00	-199.99	166.7
Change in Fund Balance:			499.99				
Fund: 71 - SSA #7 (Woodland Hills/Autumn)							
Revenues							
Dept: 00 Non-Department							
3101.000 Property Tax Revenue	500.00	500.00	500.32	0.00	0.00	-0.32	100.1
Non-Department	500.00	500.00	500.32	0.00	0.00	-0.32	100.1
Revenues	500.00	500.00	500.32	0.00	0.00	-0.32	100.1
Expenditures							
Dept: 00 Non-Department							
8450.000 Legal Services	100.00	100.00	0.00	0.00	0.00	100.00	0.0
8490.000 Contractual Services - NEC	100.00	100.00	0.00	0.00	0.00	100.00	0.0
Non-Department	200.00	200.00	0.00	0.00	0.00	200.00	0.0
Expenditures	200.00	200.00	0.00	0.00	0.00	200.00	0.0
Net Effect for SSA #7 (Woodland Hills/Autumn)	300.00	300.00	500.32	0.00	0.00	-200.32	166.8
Change in Fund Balance:			500.32				
Fund: 72 - Special Service Area #8							
Revenues							
Dept: 00 Non-Department							
3101.000 Property Tax Revenue	60,400.00	60,400.00	59,438.50	820.39	0.00	961.50	98.4
3899.000 Miscellaneous Inc.	500.00	500.00	0.00	0.00	0.00	500.00	0.0
Non-Department	60,900.00	60,900.00	59,438.50	820.39	0.00	1,461.50	97.6
Revenues	60,900.00	60,900.00	59,438.50	820.39	0.00	1,461.50	97.6
Expenditures							
Dept: 00 Non-Department							
8161.000 Employers' Share - FICA	0.00	0.00	37.43	7.12	0.00	-37.43	0.0
8162.000 Employers' Share - IMRF	0.00	0.00	24.18	6.80	0.00	-24.18	0.0
8181.000 Unemployment Insurance	0.00	0.00	0.56	0.21	0.00	-0.56	0.0
8408.000 Lake Treatment Service	30,000.00	30,000.00	30,000.00	0.00	0.00	0.00	100.0
8417.000 Grounds Maint. & Repairs	2,470.00	2,470.00	1,485.00	725.00	0.00	985.00	60.1
8439.000 Electricity	5,000.00	5,000.00	2,464.22	746.22	0.00	2,535.78	49.3
8450.000 Legal Services	200.00	200.00	0.00	0.00	0.00	200.00	0.0

REVENUE/EXPENDITURE REPORT

VILLAGE OF LAKEWOOD

For the Period: 5/1/2017 to 10/31/2017	Original Bud.	Amended Bud.	Annual Actual	CURR MTH	Encumb. YTD	UnencBal	% Bud
Fund Type: 1.2 Special revenue funds							
Fund: 72 - Special Service Area #8							
Expenditures							
Dept: 00 Non-Department							
8490.000 Contractual Services - NEC	8,585.00	8,585.00	2,105.18	95.53	0.00	6,479.82	24.5
8709.000 Interfund Loan Payable	14,645.00	14,645.00	0.00	0.00	0.00	14,645.00	0.0
Non-Department	60,900.00	60,900.00	36,116.57	1,580.88	0.00	24,783.43	59.3
Expenditures	60,900.00	60,900.00	36,116.57	1,580.88	0.00	24,783.43	59.3
Net Effect for Special Service Area #8	0.00	0.00	23,321.93	-760.49	0.00	-23,321.93	0.0
Change in Fund Balance:			23,321.93				
Fund: 92 - Lake Patrol Fund							
Revenues							
Dept: 00 Non-Department							
3325.000 Boat Decals	24,000.00	24,000.00	22,871.00	175.00	0.00	1,129.00	95.3
3702.000 Interest Income	5.00	5.00	5.17	0.66	0.00	-0.17	103.4
Non-Department	24,005.00	24,005.00	22,876.17	175.66	0.00	1,128.83	95.3
Revenues	24,005.00	24,005.00	22,876.17	175.66	0.00	1,128.83	95.3
Expenditures							
Dept: 00 Non-Department							
8101.000 Salaries - Regular	5,000.00	5,000.00	4,985.25	0.00	0.00	14.75	99.7
8104.000 Hourly Wages - Part Time	13,030.00	13,030.00	13,645.74	410.00	0.00	-615.74	104.7
8161.000 Employers' Share - FICA	1,380.00	1,380.00	1,440.17	31.37	0.00	-60.17	104.4
8162.000 Employers' Share - IMRF	530.00	530.00	541.90	0.00	0.00	-11.90	102.2
8170.000 Physicals/Drug Testing	100.00	100.00	60.00	0.00	0.00	40.00	60.0
8180.000 Workers' Compensations Ins.	960.00	960.00	0.00	0.00	0.00	960.00	0.0
8181.000 Unemployment Insurance	100.00	100.00	103.45	3.08	0.00	-3.45	103.5
8201.000 Printing/Printed Materials	200.00	200.00	0.00	0.00	0.00	200.00	0.0
8205.000 Decal Printing	425.00	425.00	0.00	0.00	0.00	425.00	0.0
8225.000 Gas, Oil & Antifreeze	300.00	300.00	443.51	0.00	0.00	-143.51	147.8
8251.000 Wearing Apparel	250.00	250.00	293.88	0.00	0.00	-43.88	117.6
8289.000 Misc. Equipment	500.00	500.00	0.00	0.00	0.00	500.00	0.0
8416.000 Equipment O/M/R	2,200.00	2,200.00	1,225.82	0.00	0.00	974.18	55.7
8441.000 Dispatch Services	1,040.00	1,040.00	0.00	0.00	0.00	1,040.00	0.0
8450.000 Legal Services	32.00	32.00	0.00	0.00	0.00	32.00	0.0
8471.000 General Liability Insurance	1,750.00	1,750.00	0.00	0.00	0.00	1,750.00	0.0
Non-Department	27,797.00	27,797.00	22,739.72	444.45	0.00	5,057.28	81.8
Expenditures	27,797.00	27,797.00	22,739.72	444.45	0.00	5,057.28	81.8
Net Effect for Lake Patrol Fund	-3,792.00	-3,792.00	136.45	-268.79	0.00	-3,928.45	-3.6
Change in Fund Balance:			136.45				
Net Effect for Special revenue funds	-66,554.00	-66,554.00	113,958.48	7,902.45	0.00	-180,512.48	
Fund Type: 1.3 Capital projects funds							
Fund: 30 - General Capital Fund							
Revenues							
Dept: 00 Non-Department							
3880.212 State Funding Lalke Avenue	28,120.00	28,120.00	0.00	0.00	0.00	28,120.00	0.0
3903.210 Restricted Funds Public Works	415,833.00	415,833.00	0.00	0.00	0.00	415,833.00	0.0
3903.212 Restricted Funds 2017 Rd Const	100,000.00	100,000.00	0.00	0.00	0.00	100,000.00	0.0
Non-Department	543,953.00	543,953.00	0.00	0.00	0.00	543,953.00	0.0
Revenues	543,953.00	543,953.00	0.00	0.00	0.00	543,953.00	0.0
Expenditures							

REVENUE/EXPENDITURE REPORT

VILLAGE OF LAKEWOOD

For the Period: 5/1/2017 to 10/31/2017	Original Bud.	Amended Bud.	Annual Actual	CURR MTH	Encumb. YTD	UnencBal	% Bud
Fund Type: 1.3 Capital projects funds							
Fund: 30 - General Capital Fund							
Expenditures							
Dept: 00 Non-Department							
8217.211 Grounds Broadway Median	9,000.00	9,000.00	0.00	0.00	0.00	9,000.00	0.0
8410.210 Streets Public Works	214,210.00	214,210.00	290,750.12	0.00	0.00	-76,540.12	135.7
8410.211 Street Lake Ave/Lakewood Rd	21,564.00	21,564.00	0.00	0.00	0.00	21,564.00	0.0
8410.212 Street M/R 2017 Road	115,000.00	115,000.00	0.00	0.00	0.00	115,000.00	0.0
8410.213 Butternut	70,931.00	70,931.00	0.00	0.00	0.00	70,931.00	0.0
8410.214 Street CRF Application	6,715.00	6,715.00	0.00	0.00	0.00	6,715.00	0.0
8414.215 Village Hall Siding	17,790.00	17,790.00	0.00	0.00	0.00	17,790.00	0.0
8417.216 Broadway Median Design	1,000.00	1,000.00	1,435.04	0.00	0.00	-435.04	143.5
8435.212 2017 Road Construction	60,716.00	60,716.00	21,430.70	348.69	0.00	39,285.30	35.3
8620.150 Equipment Police	28,530.00	28,530.00	26,839.90	0.00	0.00	1,690.10	94.1
8650.150 Vehicles Police	24,207.00	24,207.00	0.00	0.00	0.00	24,207.00	0.0
8650.210 Vehicles Public Works	189,500.00	189,500.00	177,870.23	442.23	0.00	11,629.77	93.9
Non-Department	759,163.00	759,163.00	518,325.99	790.92	0.00	240,837.01	68.3
Expenditures	759,163.00	759,163.00	518,325.99	790.92	0.00	240,837.01	68.3
Net Effect for General Capital Fund	-215,210.00	-215,210.00	-518,325.99	-790.92	0.00	303,115.99	240.8
Change in Fund Balance:			-518,325.99				
Fund: 62 - LWU Capital Improvements							
Revenues							
Dept: 00 Non-Department							
3452.000 Sewer Tap Fees	135,492.00	135,492.00	86,613.49	29,861.55	0.00	48,878.51	63.9
3453.000 Water Tap Fees	148,013.00	148,013.00	94,560.99	32,596.89	0.00	53,452.01	63.9
3702.000 Interest Income	560.00	560.00	620.82	118.23	0.00	-60.82	110.9
Non-Department	284,065.00	284,065.00	181,795.30	62,576.67	0.00	102,269.70	64.0
Revenues	284,065.00	284,065.00	181,795.30	62,576.67	0.00	102,269.70	64.0
Expenditures							
Dept: 00 Non-Department							
8435.000 Engineering Services	29,800.00	29,800.00	0.00	0.00	0.00	29,800.00	0.0
8660.064 Capital Impr-Tower #1 Replcmt	212,510.00	212,510.00	0.00	0.00	0.00	212,510.00	0.0
8991.000 Transfer to LU O&M	100,000.00	100,000.00	0.00	0.00	0.00	100,000.00	0.0
Non-Department	342,310.00	342,310.00	0.00	0.00	0.00	342,310.00	0.0
Expenditures	342,310.00	342,310.00	0.00	0.00	0.00	342,310.00	0.0
Net Effect for LWU Capital Improvements	-58,245.00	-58,245.00	181,795.30	62,576.67	0.00	-240,040.30	-312.1
Change in Fund Balance:			181,795.30				
Net Effect for Capital projects funds	-273,455.00	-273,455.00	-336,530.69	61,785.75	0.00	63,075.69	
Fund Type: 2.1 Enterprise funds							
Fund: 60 - Lakewood Utilities							
Revenues							
Dept: 00 Non-Department							
3520.000 Water Sales	516,900.00	516,900.00	275,733.45	19,978.16	0.00	241,166.55	53.3
3580.000 Sewer Charges	1,002,960.00	1,002,960.00	516,867.56	67,224.39	0.00	486,092.44	51.5
3598.000 Penalties	27,613.00	27,613.00	15,436.09	2,861.19	0.00	12,176.91	55.9
3600.000 Power Pay PJM Energy Program	2,450.00	2,450.00	695.52	0.00	0.00	1,754.48	28.4
3702.000 Interest Income	2,100.00	2,100.00	3,256.67	427.06	0.00	-1,156.67	155.1
3713.000 Interfund Loan Receivable	8,485.00	8,485.00	0.00	0.00	0.00	8,485.00	0.0
3801.000 Rent - Water Tower	4,134.00	4,134.00	1,984.50	330.75	0.00	2,149.50	48.0
3840.000 Meter Fees	15,625.00	15,625.00	7,037.09	1,875.00	0.00	8,587.91	45.0
3899.000 Miscellaneous Inc.	100.00	100.00	638.89	0.00	0.00	-538.89	638.9
3899.080 Build America Bond Int Rebate	33,612.00	33,612.00	0.00	0.00	0.00	33,612.00	0.0

REVENUE/EXPENDITURE REPORT

VILLAGE OF LAKEWOOD

For the Period: 5/1/2017 to 10/31/2017	Original Bud.	Amended Bud.	Annual Actual	CURR MTH	Encumb. YTD	UnencBal	% Bud
Fund Type: 2.1 Enterprise funds							
Fund: 60 - Lakewood Utilities							
Revenues							
Non-Department	1,613,979.00	1,613,979.00	821,649.77	92,696.55	0.00	792,329.23	50.9
Revenues	1,613,979.00	1,613,979.00	821,649.77	92,696.55	0.00	792,329.23	50.9
Expenditures							
Dept: 00 Non-Department							
8101.000 Salaries - Regular	84,250.00	84,250.00	21,744.32	0.00	0.00	62,505.68	25.8
8103.000 Hourly Wages - Full Time	188,485.00	188,485.00	90,385.59	14,857.08	0.00	98,099.41	48.0
8104.000 Hourly Wages - Part Time	8,950.00	8,950.00	3,515.38	407.34	0.00	5,434.62	39.3
8105.000 Overtime	5,385.00	5,385.00	7,618.37	545.52	0.00	-2,233.37	141.5
8161.000 Employers' Share - FICA	21,961.00	21,961.00	8,743.53	1,170.41	0.00	13,217.47	39.8
8162.000 Employers' Share - IMRF	29,203.00	29,203.00	12,112.36	1,621.33	0.00	17,090.64	41.5
8163.000 Medical/Dental/Life Insurance	57,666.00	57,666.00	24,368.43	2,617.80	0.00	33,297.57	42.3
8170.000 Physcals/Drug Testing	90.00	90.00	163.50	73.50	0.00	-73.50	181.7
8180.000 Workers' Compensations Ins.	4,800.00	4,800.00	0.00	0.00	0.00	4,800.00	0.0
8181.000 Unemployment Insurance	485.00	485.00	90.28	27.78	0.00	394.72	18.6
8201.000 Printing/Printed Materials	1,700.00	1,700.00	842.17	346.90	0.00	857.83	49.5
8202.000 Office Supplies	1,050.00	1,050.00	200.35	26.21	0.00	849.65	19.1
8215.000 Vehicle O/M/R Supplies	800.00	800.00	77.18	0.00	0.00	722.82	9.6
8217.000 Grounds M/R Supplies	1,000.00	1,000.00	690.06	0.00	0.00	309.94	69.0
8225.000 Gas, Oil & Antifreeze	5,750.00	5,750.00	2,572.79	223.31	0.00	3,177.21	44.7
8226.000 Small Tools	500.00	500.00	86.58	0.00	0.00	413.42	17.3
8251.000 Wearing Apparel	1,050.00	1,050.00	969.13	267.41	0.00	80.87	92.3
8272.000 Bank Service Charge	420.00	420.00	131.89	7.28	0.00	288.11	31.4
8299.000 Commodities - NEC	100.00	100.00	0.00	0.00	0.00	100.00	0.0
8401.000 Rental Equipment	750.00	750.00	0.00	0.00	0.00	750.00	0.0
8403.000 Postage	5,300.00	5,300.00	3,025.00	535.00	0.00	2,275.00	57.1
8415.000 Vehicle Maintenance & Repair	5,070.00	5,070.00	0.00	0.00	0.00	5,070.00	0.0
8416.000 Equipment O/M/R	1,180.00	1,180.00	764.00	212.00	0.00	416.00	64.7
8417.000 Grounds Maint. & Repairs	2,500.00	2,500.00	1,639.00	0.00	0.00	861.00	65.6
8430.000 Computer Services	8,105.00	8,105.00	5,649.40	258.35	0.00	2,455.60	69.7
8433.000 Janitorial Service	1,800.00	1,800.00	825.00	0.00	0.00	975.00	45.8
8434.000 Accounting & Auditing Services	10,000.00	10,000.00	5,084.37	0.00	0.00	4,915.63	50.8
8435.000 Engineering Services	21,000.00	21,000.00	9,712.73	2,473.28	0.00	11,287.27	46.3
8440.000 Telephone	7,410.00	7,410.00	3,533.16	547.98	0.00	3,876.84	47.7
8450.000 Legal Services	1,500.00	1,500.00	306.40	0.00	0.00	1,193.60	20.4
8471.000 General Liability Insurance	19,750.00	19,750.00	0.00	0.00	0.00	19,750.00	0.0
8490.000 Contractual Services - NEC	1,920.00	1,920.00	870.22	6.25	0.00	1,049.78	45.3
8495.000 Dues & Subscriptions	165.00	165.00	40.00	0.00	0.00	125.00	24.2
8496.000 Prof. Dev. & Training	600.00	600.00	260.00	190.00	0.00	340.00	43.3
8497.000 Travel Expenses	50.00	50.00	0.00	0.00	0.00	50.00	0.0
8498.000 Community Affairs	100.00	100.00	1.00	0.00	0.00	99.00	1.0
8499.000 Contingency	200.00	200.00	0.00	0.00	0.00	200.00	0.0
8700.000 Paying Agent/Bond Fees	3,000.00	3,000.00	950.00	0.00	0.00	2,050.00	31.7
8701.000 Principal Payments	126,260.00	126,260.00	63,127.85	0.00	0.00	63,132.15	50.0
8701.080 Principal Payments-2010A	70,000.00	70,000.00	0.00	0.00	0.00	70,000.00	0.0
8702.080 Interest Payments-2010A	101,700.00	101,700.00	50,846.75	0.00	0.00	50,853.25	50.0
8702.085 Interest Payments-2010B	312,570.00	312,570.00	131,284.38	0.00	0.00	181,285.62	42.0
Non-Department	1,114,575.00	1,114,575.00	452,231.17	26,414.73	0.00	662,343.83	40.6
Dept: 25 Water Department							
8214.000 Building O/M/R Supplies	500.00	500.00	509.42	299.85	0.00	-9.42	101.9
8216.000 Equipment O/M/R Supplies	4,000.00	4,000.00	4,148.43	0.00	0.00	-148.43	103.7
8218.000 Water System O/M/R Supplies	6,500.00	6,500.00	3,815.97	317.90	0.00	2,684.03	58.7
8220.000 Lab O/M/R Supplies	1,500.00	1,500.00	1,410.87	0.00	0.00	89.13	94.1
8223.000 Chemicals	8,500.00	8,500.00	5,376.70	1,077.40	0.00	3,123.30	63.3
8299.000 Commodities - NEC	100.00	100.00	0.00	0.00	0.00	100.00	0.0
8419.000 Water System O/M/R	38,060.00	38,060.00	29,323.52	6,435.54	0.00	8,736.48	77.0
8439.000 Electricity	34,000.00	34,000.00	14,937.74	1,605.23	0.00	19,062.26	43.9
8444.000 Water Testing Service	4,000.00	4,000.00	2,534.50	1,114.50	0.00	1,465.50	63.4

REVENUE/EXPENDITURE REPORT

VILLAGE OF LAKEWOOD

For the Period: 5/1/2017 to 10/31/2017	Original Bud.	Amended Bud.	Annual Actual	CURR MTH	Encumb. YTD	UnencBal	% Bud
Fund Type: 2.1 Enterprise funds							
Fund: 60 - Lakewood Utilities							
Expenditures							
Dept: 25 Water Department							
8445.000 Natural Gas/Propane	6,000.00	6,000.00	1,567.15	69.48	0.00	4,432.85	26.1
8499.000 Contingency	100.00	100.00	0.00	0.00	0.00	100.00	0.0
8620.000 Equipment	14,500.00	14,500.00	0.00	0.00	0.00	14,500.00	0.0
8621.000 Water Meters	17,570.00	17,570.00	12,931.56	1,230.59	0.00	4,638.44	73.6
Water Department	135,330.00	135,330.00	76,555.86	12,150.49	0.00	58,774.14	56.6
Dept: 28 Sewer Department							
8214.000 Building O/M/R Supplies	500.00	500.00	0.00	0.00	0.00	500.00	0.0
8216.000 Equipment O/M/R Supplies	5,000.00	5,000.00	1,111.52	391.90	0.00	3,888.48	22.2
8219.000 Sanitary Sewer O/M/R Supplies	5,250.00	5,250.00	334.32	130.10	0.00	4,915.68	6.4
8220.000 Lab O/M/R Supplies	1,000.00	1,000.00	501.58	0.00	0.00	498.42	50.2
8223.000 Chemicals	17,110.00	17,110.00	10,534.13	23.93	0.00	6,575.87	61.6
8299.000 Commodities - NEC	100.00	100.00	0.00	0.00	0.00	100.00	0.0
8420.000 Sanitary Sewer O/M/R	65,000.00	65,000.00	55,158.94	5,893.79	0.00	9,841.06	84.9
8439.000 Electricity	57,530.00	57,530.00	38,980.11	4,196.49	0.00	18,549.89	67.8
8444.000 Water Testing Service	4,930.00	4,930.00	2,081.30	240.00	0.00	2,848.70	42.2
8445.000 Natural Gas/Propane	3,500.00	3,500.00	477.83	89.50	0.00	3,022.17	13.7
8492.000 Licenses & Permits	10,000.00	10,000.00	10,000.00	0.00	0.00	0.00	100.0
8499.000 Contingency	100.00	100.00	0.00	0.00	0.00	100.00	0.0
Sewer Department	170,020.00	170,020.00	119,179.73	10,965.71	0.00	50,840.27	70.1
Expenditures	1,419,925.00	1,419,925.00	647,966.76	49,530.93	0.00	771,958.24	45.6
Net Effect for Lakewood Utilities	194,054.00	194,054.00	173,683.01	43,165.62	0.00	20,370.99	89.5
Change in Fund Balance:			173,683.01				
Fund: 80 - East Sewer Fund							
Revenues							
Dept: 21 Public Works Department							
3911.000 Bond Proceeds	105,889.00	105,889.00	0.00	0.00	0.00	105,889.00	0.0
Public Works Department	105,889.00	105,889.00	0.00	0.00	0.00	105,889.00	0.0
Revenues	105,889.00	105,889.00	0.00	0.00	0.00	105,889.00	0.0
Expenditures							
Dept: 00 Non-Department							
8101.000 Salaries - Regular	0.00	0.00	711.56	0.00	0.00	-711.56	0.0
Non-Department	0.00	0.00	711.56	0.00	0.00	-711.56	0.0
Dept: 21 Public Works Department							
8435.000 Engineering Services	17,680.00	17,680.00	6,893.99	2,110.41	0.00	10,786.01	39.0
8625.000 Sanitary Sewer Improvements	105,889.00	105,889.00	172,012.26	0.00	0.00	-66,123.26	162.4
Public Works Department	123,569.00	123,569.00	178,906.25	2,110.41	0.00	-55,337.25	144.8
Expenditures	123,569.00	123,569.00	179,617.81	2,110.41	0.00	-56,048.81	145.4
Net Effect for East Sewer Fund	-17,680.00	-17,680.00	-179,617.81	-2,110.41	0.00	161,937.81	1,015.9
Change in Fund Balance:			-179,617.81				
Fund: 85 - Refuse Fund							
Revenues							
Dept: 00 Non-Department							
3590.000 Refuse Revenue	312,595.00	312,595.00	149,886.12	19,001.67	0.00	162,708.88	47.9
Non-Department	312,595.00	312,595.00	149,886.12	19,001.67	0.00	162,708.88	47.9

REVENUE/EXPENDITURE REPORT

VILLAGE OF LAKEWOOD

For the Period: 5/1/2017 to 10/31/2017	Original Bud.	Amended Bud.	Annual Actual	CURR MTH	Encumb. YTD	UnencBal	% Bud
Fund Type: 2.1 Enterprise funds							
Fund: 85 - Refuse Fund							
Revenues	312,595.00	312,595.00	149,886.12	19,001.67	0.00	162,708.88	47.9
Expenditures							
Dept: 00 Non-Department							
8103.000 Hourly Wages - Full Time	5,450.00	5,450.00	2,711.43	418.08	0.00	2,738.57	49.8
8161.000 Employers' Share - FICA	417.00	417.00	192.73	29.69	0.00	224.27	46.2
8162.000 Employers' Share - IMRF	572.00	572.00	284.73	43.91	0.00	287.27	49.8
8163.000 Medical/Dental/Life Insurance	1,200.00	1,200.00	688.30	98.14	0.00	511.70	57.4
8180.000 Workers' Compensations Ins.	120.00	120.00	0.00	0.00	0.00	120.00	0.0
8181.000 Unemployment Insurance	10.00	10.00	0.00	0.00	0.00	10.00	0.0
8491.000 Refuse Service	292,520.00	292,520.00	148,110.01	24,928.78	0.00	144,409.99	50.6
Non-Department	300,289.00	300,289.00	151,987.20	25,518.60	0.00	148,301.80	50.6
Expenditures	300,289.00	300,289.00	151,987.20	25,518.60	0.00	148,301.80	50.6
Net Effect for Refuse Fund	12,306.00	12,306.00	-2,101.08	-6,516.93	0.00	14,407.08	-17.1
Change In Fund Balance:			-2,101.08				
Fund: 94 - Golf Course Fund							
Revenues							
Dept: 30 Golf Course/Pro Shop							
3650.000 Greens Fees	747,250.00	747,250.00	634,145.30	47,442.25	0.00	113,104.70	84.9
3652.000 Membership Fees	41,000.00	41,000.00	9,106.50	99.00	0.00	31,893.50	22.2
3655.000 Handicap Fees	1,600.00	1,600.00	90.00	0.00	0.00	1,510.00	5.6
3656.000 Range Fees	35,000.00	35,000.00	30,261.00	2,503.00	0.00	4,739.00	86.5
3657.000 Instruction/Lessons	25,000.00	25,000.00	22,225.00	329.00	0.00	2,775.00	88.9
3657.001 Instruction/Lesson Costs	-19,000.00	-19,000.00	-17,599.81	-1,524.13	0.00	-1,400.19	92.6
3658.000 Other Golf Revenue	4,000.00	4,000.00	3,105.49	289.10	0.00	894.51	77.6
3680.000 Pro Shop Sales	84,000.00	84,000.00	68,975.24	9,457.87	0.00	15,024.76	82.1
3685.000 Pro Shop, Cost of Goods Sold	-64,000.00	-64,000.00	-52,637.95	-7,113.36	0.00	-11,362.05	82.2
Golf Course/Pro Shop	854,850.00	854,850.00	697,670.77	51,482.73	0.00	157,179.23	81.6
Dept: 35 Food & Beverage Department							
3690.000 Food & Beverage Sales	170,700.00	170,700.00	145,921.85	11,936.28	0.00	24,778.15	85.5
3695.000 F & B, Cost of Goods Sold	-68,280.00	-68,280.00	-54,040.96	-6,950.19	0.00	-14,239.04	79.1
Food & Beverage Department	102,420.00	102,420.00	91,880.89	4,986.09	0.00	10,539.11	89.7
Dept: 55 Non-Operating Revenue/Expense							
3702.000 Interest Income	400.00	400.00	126.28	22.13	0.00	273.72	31.6
3899.000 Miscellaneous Inc.	1,100.00	1,100.00	493.54	0.00	0.00	606.46	44.9
Non-Operating Revenue/Expense	1,500.00	1,500.00	619.82	22.13	0.00	880.18	41.3
Revenues	958,770.00	958,770.00	790,171.48	56,490.95	0.00	168,598.52	82.4
Expenditures							
Dept: 30 Golf Course/Pro Shop							
8101.000 Salaries - Regular	92,510.00	92,510.00	46,604.49	7,569.68	0.00	45,905.51	50.4
8104.000 Hourly Wages - Part Time	81,000.00	81,000.00	62,319.11	6,717.27	0.00	18,680.89	76.9
8161.000 Employers' Share - FICA	13,275.00	13,275.00	8,230.28	1,077.73	0.00	5,044.72	62.0
8162.000 Employers' Share - IMRF	9,715.00	9,715.00	4,893.42	794.81	0.00	4,821.58	50.4
8163.000 Medical/Dental/Life Insurance	16,250.00	16,250.00	9,283.17	1,326.00	0.00	6,966.83	57.1
8170.000 Physicals/Drug Testing	900.00	900.00	270.00	0.00	0.00	630.00	30.0
8180.000 Workers' Compensations Ins.	2,700.00	2,700.00	0.00	0.00	0.00	2,700.00	0.0
8181.000 Unemployment Insurance	730.00	730.00	468.03	50.54	0.00	261.97	64.1
8202.000 Office Supplies	500.00	500.00	230.84	0.00	0.00	269.16	46.2
8203.000 Pencils	200.00	200.00	196.35	0.00	0.00	3.65	98.2
8204.000 Scorecards	875.00	875.00	895.00	0.00	0.00	-20.00	102.3
8206.000 Range Supplies	2,000.00	2,000.00	1,520.00	0.00	0.00	480.00	76.0
8216.000 Equipment O/M/R Supplies	2,600.00	2,600.00	1,344.97	0.00	0.00	1,255.03	51.7

REVENUE/EXPENDITURE REPORT

VILLAGE OF LAKEWOOD

For the Period: 5/1/2017 to 10/31/2017	Original Bud.	Amended Bud.	Annual Actual	CURR MTH	Encumb. YTD	UnencBal	% Bud
Fund Type: 2.1 Enterprise funds							
Fund: 94 - Golf Course Fund							
Expenditures							
Dept: 30 Golf Course/Pro Shop							
8251.000 Wearing Apparel	1,900.00	1,900.00	0.00	0.00	0.00	1,900.00	0.0
8350.000 Cleaning Supplies	500.00	500.00	134.70	0.00	0.00	365.30	26.9
8352.000 Lease Payments (Carts)	45,430.00	45,430.00	62,184.19	1,120.37	0.00	-16,754.19	136.9
8354.000 Repairs (Carts)	1,500.00	1,500.00	1,036.92	0.00	0.00	463.08	69.1
8356.000 Fuel (Carts)	12,500.00	12,500.00	12,196.45	1,879.35	0.00	303.55	97.6
8486.000 GPS Fees	8,900.00	8,900.00	8,892.00	1,482.00	0.00	8.00	99.9
8487.000 Handicap Association Fees	1,180.00	1,180.00	20.00	0.00	0.00	1,160.00	1.7
8495.000 Dues & Subscriptions	740.00	740.00	734.00	0.00	0.00	6.00	99.2
8496.000 Prof. Dev. & Training	750.00	750.00	0.00	0.00	0.00	750.00	0.0
8497.000 Travel Expenses	500.00	500.00	0.00	0.00	0.00	500.00	0.0
8498.000 Community Affairs	100.00	100.00	0.00	0.00	0.00	100.00	0.0
Golf Course/Pro Shop	297,255.00	297,255.00	221,453.92	22,017.75	0.00	75,801.08	74.5
Dept: 35 Food & Beverage Department							
8104.000 Hourly Wages - Part Time	22,500.00	22,500.00	19,041.02	2,059.83	0.00	3,458.98	84.6
8161.000 Employers' Share - FICA	1,730.00	1,730.00	2,004.45	203.39	0.00	-274.45	115.9
8170.000 Physicals/Drug Testing	330.00	330.00	90.00	0.00	0.00	240.00	27.3
8180.000 Workers' Compensations Ins.	380.00	380.00	0.00	0.00	0.00	380.00	0.0
8181.000 Unemployment Insurance	250.00	250.00	196.52	19.94	0.00	53.48	78.6
8207.000 Cleaning Supplies	600.00	600.00	267.66	71.19	0.00	332.34	44.6
8221.000 Other O/M/R Supplies	500.00	500.00	275.14	29.21	0.00	224.86	55.0
8222.000 Paper Products	5,300.00	5,300.00	4,379.47	577.27	0.00	920.53	82.6
8401.000 Rental Equipment	1,020.00	1,020.00	765.00	255.00	0.00	255.00	75.0
8416.000 Equipment O/M/R	3,000.00	3,000.00	957.86	50.00	0.00	2,042.14	31.9
Food & Beverage Department	35,610.00	35,610.00	27,977.12	3,265.83	0.00	7,632.88	78.6
Dept: 40 Course Maintenance Department							
8103.000 Hourly Wages - Full Time	53,120.00	53,120.00	26,498.72	4,085.88	0.00	26,621.28	49.9
8108.000 Wages - Seasonal	114,670.00	114,670.00	78,952.87	10,796.60	0.00	35,717.13	68.9
8161.000 Employers' Share - FICA	12,840.00	12,840.00	7,996.28	1,127.60	0.00	4,843.72	62.3
8162.000 Employers' Share - IMRF	12,475.00	12,475.00	4,392.74	678.04	0.00	8,082.26	35.2
8163.000 Medical/Dental/Life Insurance	12,015.00	12,015.00	6,859.31	981.45	0.00	5,155.69	57.1
8170.000 Physicals/Drug Testing	450.00	450.00	90.00	0.00	0.00	360.00	20.0
8180.000 Workers' Compensations Ins.	3,400.00	3,400.00	0.00	0.00	0.00	3,400.00	0.0
8181.000 Unemployment Insurance	1,000.00	1,000.00	528.08	63.20	0.00	471.92	52.8
8202.000 Office Supplies	200.00	200.00	51.88	0.00	0.00	148.12	25.9
8225.000 Gas, Oil & Antifreeze	14,000.00	14,000.00	12,975.93	3,640.79	0.00	1,024.07	92.7
8226.000 Small Tools	325.00	325.00	242.13	0.00	0.00	82.87	74.5
8251.000 Wearing Apparel	700.00	700.00	656.83	0.00	0.00	43.17	93.8
8288.000 Miscellaneous Supplies	250.00	250.00	242.37	0.00	0.00	7.63	96.9
8301.000 Irrigation, Maintenance	7,700.00	7,700.00	6,212.39	0.00	0.00	1,487.61	80.7
8304.000 Furniture/Fixture, Maintenance	1,000.00	1,000.00	239.82	239.82	0.00	760.18	24.0
8305.000 Other, Maintenance Supplies	5,500.00	5,500.00	2,864.56	294.03	0.00	2,635.44	52.1
8306.000 Bunker Sand, Maintenance	2,500.00	2,500.00	1,980.02	0.00	0.00	519.98	79.2
8310.000 Pesticides	30,500.00	30,500.00	13,162.65	0.00	0.00	17,337.35	43.2
8311.000 Fertilizer	16,000.00	16,000.00	13,660.88	0.00	0.00	2,339.12	85.4
8312.000 Safety Equipment & Supplies	250.00	250.00	0.00	0.00	0.00	250.00	0.0
8401.000 Rental Equipment	600.00	600.00	0.00	0.00	0.00	600.00	0.0
8414.000 Building Maintenance & Repairs	500.00	500.00	270.48	50.48	0.00	229.52	54.1
8416.000 Equipment O/M/R	17,500.00	17,500.00	7,069.82	1,234.38	0.00	10,430.18	40.4
8439.000 Electricity	6,500.00	6,500.00	3,434.87	864.44	0.00	3,065.13	52.8
8440.000 Telephone	975.00	975.00	457.89	95.00	0.00	517.11	47.0
8445.000 Natural Gas/Propane	1,600.00	1,600.00	124.62	0.00	0.00	1,475.38	7.8
8446.000 Water & Sewer	1,400.00	1,400.00	729.70	0.00	0.00	670.30	52.1
8490.000 Contractual Services - NEC	12,630.00	12,630.00	8,501.82	400.00	0.00	4,128.18	67.3
8495.000 Dues & Subscriptions	20.00	20.00	40.00	0.00	0.00	-20.00	200.0
8496.000 Prof. Dev. & Training	500.00	500.00	50.00	0.00	0.00	450.00	10.0
8498.000 Community Affairs	100.00	100.00	0.00	0.00	0.00	100.00	0.0

REVENUE/EXPENDITURE REPORT

VILLAGE OF LAKEWOOD

For the Period: 5/1/2017 to 10/31/2017	Original Bud.	Amended Bud.	Annual Actual	CURR MTH	Encumb. YTD	UnencBal	% Bud
Fund Type: 2.1 Enterprise funds							
Fund: 94 - Golf Course Fund							
Expenditures							
Course Maintenance Department	331,220.00	331,220.00	198,286.66	24,551.71	0.00	132,933.34	59.9
Dept: 45 General & Administrative Dept							
8101.000 Salaries - Regular	19,750.00	19,750.00	3,488.96	0.00	0.00	16,261.04	17.7
8103.000 Hourly Wages - Full Time	36,230.00	36,230.00	18,164.58	2,864.44	0.00	18,065.42	50.1
8161.000 Employers' Share - FICA	4,285.00	4,285.00	1,374.25	198.29	0.00	2,910.75	32.1
8162.000 Employers' Share - IMRF	5,880.00	5,880.00	2,072.78	300.74	0.00	3,807.22	35.3
8163.000 Medical/Dental/Life Insurance	12,230.00	12,230.00	5,299.26	726.56	0.00	6,930.74	43.3
8180.000 Workers' Compensations Ins.	730.00	730.00	0.00	0.00	0.00	730.00	0.0
8181.000 Unemployment Insurance	75.00	75.00	0.00	0.00	0.00	75.00	0.0
8202.000 Office Supplies	1,200.00	1,200.00	638.54	230.64	0.00	561.46	53.2
8271.000 Charge Card Service Fee	19,000.00	19,000.00	16,335.72	2,617.09	0.00	2,664.28	86.0
8272.000 Bank Service Charge	250.00	250.00	84.45	0.00	0.00	165.55	33.8
8403.000 Postage	500.00	500.00	37.10	0.00	0.00	462.90	7.4
8414.000 Building Maintenance & Repairs	13,000.00	13,000.00	2,496.24	740.32	0.00	10,503.76	19.2
8416.000 Equipment O/M/R	2,200.00	2,200.00	1,270.64	167.49	0.00	929.36	57.8
8429.000 Security Monitoring	805.00	805.00	0.00	0.00	0.00	805.00	0.0
8430.000 Computer Services	1,480.00	1,480.00	899.68	49.50	0.00	580.32	60.8
8431.000 Copier / Lease Services	475.00	475.00	0.00	0.00	0.00	475.00	0.0
8434.000 Accounting & Auditing Services	6,500.00	6,500.00	4,881.25	0.00	0.00	1,618.75	75.1
8439.000 Electricity	15,000.00	15,000.00	5,859.15	953.16	0.00	9,140.85	39.1
8440.000 Telephone	3,580.00	3,580.00	1,767.75	297.33	0.00	1,812.25	49.4
8446.000 Water & Sewer	1,750.00	1,750.00	771.00	0.00	0.00	979.00	44.1
8447.000 Cable TV	1,075.00	1,075.00	537.76	90.14	0.00	537.24	50.0
8456.000 Advertising	17,000.00	17,000.00	10,001.50	1,500.00	0.00	6,998.50	58.8
8461.000 Legal & Audit	4,295.00	4,295.00	856.42	0.00	0.00	3,438.58	19.9
8471.000 General Liability Insurance	9,430.00	9,430.00	0.00	0.00	0.00	9,430.00	0.0
8492.000 Licenses & Permits	3,055.00	3,055.00	2,000.00	2,000.00	0.00	1,055.00	65.5
8495.000 Dues & Subscriptions	190.00	190.00	82.50	0.00	0.00	107.50	43.4
General & Administrative Dept	179,965.00	179,965.00	78,919.53	12,735.70	0.00	101,045.47	43.9
Dept: 50 Capital Improvements							
8682.000 Other Capital Improvements	51,045.00	51,045.00	31,934.70	4,581.37	0.00	19,110.30	62.6
8706.000 Equipment Lease	33,030.00	33,030.00	16,692.92	0.00	0.00	16,337.08	50.5
Capital Improvements	84,075.00	84,075.00	48,627.62	4,581.37	0.00	35,447.38	57.8
Dept: 55 Non-Operating Revenue/Expense							
8709.000 Interfund Loan Payable	9,538.00	9,538.00	0.00	0.00	0.00	9,538.00	0.0
8710.000 Obligation to SSA #8	500.00	500.00	0.00	0.00	0.00	500.00	0.0
Non-Operating Revenue/Expense	10,038.00	10,038.00	0.00	0.00	0.00	10,038.00	0.0
Expenditures	938,163.00	938,163.00	575,264.85	67,152.36	0.00	362,898.15	61.3
Net Effect for Golf Course Fund	20,607.00	20,607.00	214,906.63	-10,661.41	0.00	-194,299.63	1,042.9
Change in Fund Balance:			214,906.63				
Net Effect for Enterprise funds	209,287.00	209,287.00	206,870.75	23,876.87	0.00	2,416.25	
Grand Total Net Effect:	157,163.00	157,163.00	1,108,438.63	36,758.70	0.00	-951,275.63	

Village of Lakewood

RedTail Golf Club Financial Statements

for the period of
May 1, 2017 to October 31, 2017

Listing of Reports:

- Statement of Revenue/Expenditures vs. Budget (Summary)
Revenue/Expenditure Report -- YTD Budget vs. Actual
- Cash Flow Projections
- Prior Fiscal Year's Comparison

**Village of Lakewood
RedTail Golf Club**

Statement of Revenue/Expenditures vs Budget (Summary)
May 1, 2017 to October 31, 2017

	October	Fiscal Year-To-Date			Annual Budget	(Over)/Under Budget	% Budget
	Actual	Actual	Budget	Variance			
Total Rounds	2,102	24,361			28,450	4,089	85.6%
Revenue							
Green Fees & Cart Fees	\$ 47,442	\$ 634,145	\$ 640,500	\$ 6,355	\$ 747,250	\$ 113,105	84.9%
Memberships	99	9,107	35,143	26,036	41,000	31,893	22.2%
Handicap Fees	-	90	1,371	1,281	1,600	1,510	5.6%
Driving Range	2,503	30,263	30,000	(263)	35,000	4,737	86.5%
Instruction/Lessons	329	22,225	21,429	(796)	25,000	2,775	88.9%
Instruction/Lessons – Costs	(1,524)	(17,600)	(16,286)	1,314	(19,000)	(1,400)	92.6%
Other Golf Revenue	289	3,105	3,429	324	4,000	895	77.6%
Total Golf Revenue	49,138	681,335	715,586	34,251	834,850	153,515	81.6%
Pro Shop Sales	9,458	68,975	72,000	3,025	84,000	15,025	82.1%
Pro Shop-Cost of Goods Sold	(7,113)	(52,638)	(54,857)	(2,219)	(64,000)	(11,362)	82.2%
Pro Shop - Net	2,345	16,337	17,143	806	20,000	3,663	81.7%
Food & Beverage Sales	11,936	145,922	146,314	392	170,700	24,778	85.5%
Food & Bev - Cost of Goods Sold	(6,950)	(54,041)	(58,526)	(4,485)	(68,280)	(14,239)	79.1%
Food & Bev - Net	4,986	91,881	87,789	(4,092)	102,420	10,539	89.7%
Total Net Operating Revenue	56,469	789,553	820,517	30,964	957,270	167,717	82.5%
Operating Income/Round	26.86						
Expenditures by Department							
Golf Course/Pro Shop	22,018	221,454	254,790	33,336	297,255	75,801	74.5%
Food & Beverage	3,266	27,978	30,523	2,545	35,610	7,632	78.6%
Course Maintenance	24,552	198,287	283,903	85,616	331,220	132,933	59.9%
General & Administrative	12,736	78,920	154,256	75,336	179,965	101,045	43.9%
Lease Payments	-	16,693	28,311	11,618	33,030	16,337	50.5%
Total Operating Expenses	62,572	543,332	751,783	208,451	877,080	333,748	61.9%
Operating Revenue Over/(Under) Expenses	\$ (6,103)	\$ 246,221	\$ 68,734	\$ 177,487	\$ 80,190	\$ 166,031	

RedTail Golf Club
Statement of Revenue/Expenditures vs Budget (Summary)
May 1, 2017 to October 31, 2017

	October	Fiscal Year-To-Date			Annual Budget	(Over)/Under Budget	% Budget
	Actual	Actual	Budget	Variance			
Total Rounds	2,102	24,361			28,450	4,089	85.6%
Non-Operating Revenue							
Interest Income	\$ 22	\$ 126	\$ 343	\$ 217	\$ 400	\$ 274	31.5%
Misc./Donations	-	494	943	449	1,100	606	0.0%
Total Non Operating Revenue	22	620	1,286	666	1,500	880	41.3%
Non-Operating Expenditures							
Obligation to SSA #8	-	-	-	-	500	500	0.0%
Other Capital Improvements	4,581	31,934	\$ 43,753	11,819	51,045	19,111	62.6%
Interfund Loan Payable	-	-	-	-	9,538	9,538	0.0%
Total Non-Operating Expenses	4,581	31,934	43,753	11,819	61,083	29,149	62.6%
Non-Operating Revenue Over/(Under) Expenses	(4,559)	(31,314)	(42,467)	(11,153)	(59,583)	(28,269)	52.6%
Total Revenue Over/(Under) Expenses	\$ (10,662)	\$ 214,907	\$ 26,267	\$ 188,640	\$ 20,607	\$ 194,300	

Village of Lakewood
RedTail Golf Club
Cash Flow Projections
May 1, 2017 through April 30, 2018

	May 2017 Actual	Jun 2017 Actual	Jul 2017 Actual	Aug 2017 Actual	Sept 2017 Actual	Oct 2017 Actual	Nov 2017 Estimated	Dec 2017 Estimated	Jan 2018 Estimated	Feb 2018 Estimated	Mar 2018 Estimated	April 2018 Estimated	Total	Budget
Beginning Cash Balance	\$ 271,238	\$ 270,576	\$ 329,984	\$ 399,021	\$ 446,058	\$ 508,302	\$ 503,180	\$ 498,290	\$ 454,109	\$ 419,243	\$ 399,109	\$ 325,990	\$ 353,985	
Net Operating Revenue	108,361	177,238	154,616	148,991	143,878	56,469	27,500	-	-	5,000	12,000	90,000	924,053	957,270
Operating Expenditures	110,599	108,082	92,378	86,523	80,011	62,571	40,000	40,000	35,000	35,000	40,000	57,000	787,164	877,080
Operating Revenue Over (Under) Expenditures	(2,238)	69,156	62,238	62,468	63,867	(6,102)	(12,500)	(40,000)	(35,000)	(30,000)	(28,000)	33,000	136,889	80,190
<u>Non-Operating Revenue</u>														
Interest Income	18	21	19	22	23	22	60	70	30	40	20	10	355	400
Other Revenue	-	-	494	-	-	-	-	-	-	-	-	-	494	1,100
<u>Non-Operating Expenses</u>														
Interfund Loan Payments	-	-	-	-	-	-	-	9,538	-	-	-	-	9,538	9,538
Capital Expenditures	-	1,036	-	18,850	10,633	4,581	-	-	-	-	-	11,045	46,145	51,045
SSA #8 Payments	-	-	-	-	-	-	-	500	-	-	-	-	500	500
Net Non-operating Revenue (Expenditures)	18	(1,015)	513	(18,828)	(10,610)	(4,559)	60	(9,968)	30	40	20	(11,035)	(55,334)	(59,583)
Total Income (Loss)	(2,220)	68,141	62,751	43,640	53,257	(10,661)	(12,440)	(49,968)	(34,970)	(29,960)	(27,980)	21,965	81,555	20,607
Changes in inventory/accruals	1,558	(8,733)	6,286	3,397	8,987	5,539	7,550	5,787	104	9,826	(45,139)	6,030		
Ending Cash Balance	\$ 270,576	\$ 329,984	\$ 399,021	\$ 446,058	\$ 508,302	\$ 503,180	\$ 498,290	\$ 454,109	\$ 419,243	\$ 399,109	\$ 325,990	\$ 353,985		

**Village of Lakewood
RedTail Golf Club**
Prior Fiscal Year's Comparison
For Month Ending October 31, 2017

FY Ending	Net Operating Revenue							Operating Expenditures							Net Operating Income						
	11/12	12/13	13/14	14/15	15/16	16/17	17/18	11/12	12/13	13/14	14/15	15/16	16/17	17/18	11/12	12/13	13/14	14/15	15/16	16/17	17/18
May	\$ 127,821	\$ 151,269	\$ 113,155	\$ 116,898	\$ 128,041	\$ 125,797	\$ 108,361	\$ 102,167	\$ 115,747	\$ 119,013	\$ 106,121	\$ 89,301	\$ 91,217	\$ 110,599	\$ 25,654	\$ 35,522	\$ (5,858)	\$ 10,777	38,740	\$ 34,580	\$ (2,238)
June	160,609	186,939	163,642	162,025	145,601	168,334	177,238	99,056	158,059	101,729	109,637	131,795	137,133	108,082	61,553	28,880	61,913	52,388	13,806	31,201	69,156
July	197,281	171,390	177,277	167,852	163,751	169,970	154,616	107,009	121,721	123,684	121,523	106,787	100,768	92,378	90,272	49,669	53,593	46,339	56,964	63,202	62,238
August	175,211	166,264	169,452	157,509	158,574	152,085	148,991	133,508	129,647	97,400	93,590	80,776	90,772	86,523	42,703	36,617	72,052	63,919	77,798	61,313	62,468
September	130,963	128,967	130,400	114,633	114,320	103,301	143,878	99,871	84,633	105,993	80,210	82,463	93,492	80,011	31,092	44,334	24,407	34,423	31,857	9,809	63,867
October	79,899	63,169	50,784	47,047	60,757	77,467	56,469	81,781	67,519	77,134	67,388	64,203	61,062	62,571	(1,882)	(4,350)	(26,350)	(20,341)	(3,446)	16,405	(6,102)
November	25,151	26,975	6,993	18,992	24,796	28,217		49,539	53,522	54,125	44,007	51,015	61,933		(24,388)	(26,547)	(47,132)	(25,015)	(26,219)	(33,716)	-
December	3,711	9,228	5,216	5,640	11,649	(71)		38,799	37,768	42,394	41,567	54,260	47,456		(35,088)	(28,540)	(37,178)	(35,927)	(42,611)	(47,527)	-
January	892	533	1,633	95	1,387	199		41,719	42,469	48,791	24,681	29,162	27,596		(40,827)	(41,935)	(47,158)	(24,586)	(27,775)	(27,397)	-
February	530	1,805	-	81	7,307	20,267		69,149	28,085	32,508	34,633	25,721	29,840		(68,619)	(26,280)	(32,508)	(34,552)	(18,414)	(9,573)	-
March	85,959	14,547	3,214	17,577	23,982	9,750		83,138	46,167	43,275	35,992	40,225	30,313		(17,179)	(31,620)	(40,061)	(18,415)	(16,243)	(20,563)	-
April	83,878	70,707	84,956	74,690	77,244	91,864		66,796	51,428	68,057	57,354	62,221	46,138		17,082	19,279	16,899	17,326	15,023	45,726	-
Total	\$ 1,052,905	\$ 991,793	\$ 906,722	\$ 883,039	\$ 917,409	\$ 941,180	\$ 789,553	\$ 972,532	\$ 936,765	\$ 914,103	\$ 816,703	\$ 817,929	\$ 817,720	\$ 540,164	\$ 80,373	\$ 55,028	\$ (7,381)	\$ 66,336	\$ 99,480	\$ 123,460	\$ 249,389
Prior YTD	\$ 661,922	\$ 675,862	\$ 623,526	\$ 604,294	\$ 595,967	\$ 610,186	\$ 589,206	\$ 441,740	\$ 525,174	\$ 441,826	\$ 430,871	\$ 408,659	\$ 419,890	\$ 397,582	\$ 220,182	\$ 150,688	\$ 181,700	\$ 173,423	\$ 187,308	\$ 190,296	\$ 191,624

FY Ending	Rounds							Income Per Rounds						
	11/12	12/13	13/14	14/15	15/16	16/17	17/18	11/12	12/13	13/14	14/15	15/16	16/17	17/18
May	4,018	4,652	3,416	3,481	3,630	3,690	3,372	\$ 31.81	\$ 32.52	\$ 33.13	\$ 33.58	\$ 35.27	\$ 34.09	\$ 32.14
June	4,671	5,314	4,435	4,444	4,128	4,801	4,718	34.38	35.18	36.90	36.46	35.27	35.06	37.57
July	5,572	4,748	5,093	5,162	4,961	4,996	4,787	35.41	36.10	34.81	32.52	33.01	32.82	32.30
August	5,309	4,699	5,217	4,680	5,210	4,577	5,036	33.19	35.46	32.48	33.66	30.44	33.23	29.59
September	3,532	3,658	3,761	3,482	3,619	3,327	4,346	37.08	35.26	34.67	32.92	31.59	31.05	33.11
October	2,865	2,152	2,100	2,003	2,333	2,586	2,102	27.89	29.35	24.18	23.49	26.04	29.96	26.86
November	897	1,043	491	428	1,066	1,061		28.04	25.96	14.24	44.37	23.26	26.59	
December	95	252	77	240	379	17		39.06	36.62	67.74	23.50	30.74	(4.18)	
January	-	-	-	-	-	-		-	-	-	-	-	-	
February	-	-	-	-	-	318		-	-	-	-	-	63.73	
March	1,500	163	-	205	534	205		43.97	89.25	-	-	44.91	47.66	
April	2,561	1,901	1,850	2,020	2,018	2,046		32.75	37.19	45.92	36.97	38.28	44.90	
Total	31,020	28,572	26,440	26,145	27,878	27,624	24,361	\$ 33.94	\$ 34.71	\$ 34.29	\$ 33.77	\$ 32.91	\$ 34.07	\$ 32.41
Prior YTD	19,570	19,403	18,161	17,767	17,929	18,064	17,913							
% change	2.9%	-0.9%	-6.4%	-2.2%	0.9%	0.8%	-0.8%							

"Income per Round" equals "Revenues" divided by "Rounds"
"Revenues" excludes interest income
"Expenditures" excludes bond debt service

Village of Lakewood

Lake Patrol Financial Statements

for the period of
May 1, 2017 to October 31, 2017

Listing of Reports:

- Statement of Revenue/Expenditures vs. Budget (Summary)

**Village of Lakewood/City of Crystal Lake
Lake Patrol**

Revenue & Expenditures vs Budget
May 1, 2017 to October 31, 2017

	October Actual	Fiscal Year-To-Date			Annual Budget	(Over)/Under Budget	% Budget
		Actual	Budget	Variance			
Revenues							
Decal Sales	\$ 175	\$ 22,871	\$ 24,000	\$ 1,129	\$ 24,000	\$ 1,129	95.30%
Interest Income	1	6	5	(1)	5	(1)	120.00%
Total Lake Patrol Revenues	176	22,877	24,005	1,128	24,005	1,128	95.30%
Personal Services							
Wages	410	18,630	18,030	(600)	18,030	(600)	103.33%
Employer's Share - FICA	31	1,439	1,380	(59)	1,380	(59)	104.28%
Employer's Share - IMRF	-	542	530	(12)	530	(12)	102.26%
Physicals/Drug Testing	-	60	100	40	100	40	60.00%
Worker's Compensation	-	-	-	-	960	960	0.00%
Unemployment Insurance	3	103	100	(3)	100	(3)	103.00%
Total Personal Services	444	20,774	20,140	(634)	21,100	326	98.45%
Commodities							
Printing & Printed Materials	-	-	200	200	200	200	0.00%
Decals/Printing	-	-	425	425	425	425	0.00%
Gas, Oil & Lubricants	-	443	300	(143)	300	(143)	147.67%
Wearing Apparel	-	294	250	(44)	250	(44)	117.60%
Misc. Equipment	-	-	500	500	500	500	0.00%
Total Commodities	-	737	1,675	938	1,675	938	44.00%
Contractual Services							
Equip. Maintenance & Repairs	-	1,226	2,200	974	2,200	974	55.73%
Dispatch Services	-	-	1,040	1,040	1,040	1,040	0.00%
Legal	-	-	32	32	32	32	0.00%
General Liability & Property	-	-	1,750	1,750	1,750	1,750	0.00%
Total Contractual Services	-	1,226	5,022	3,796	5,022	3,796	24.41%
Total Lake Patrol Expenses	444	22,737	26,837	4,100	27,797	5,060	81.80%
Revenue Over or (Under) Exp.	\$ (268)	\$ 140	\$ (2,832)	\$ 2,972	\$ (3,792)	\$ 3,932	



VILLAGE OF LAKEWOOD


Agenda Item

Meeting Date: December 12, 2017
Title: Planning and Zoning Commission
Presented by: Janice S. Hansen, Village Clerk

Executive Summary: President Serwatka and Planning and Zoning Commission Chairman John O'Hara would like Larry Galizi appointed to the Commission as a Commissioner. Mr. Galizi has been a Village resident for 38 years. He is a former military Navy pilot. Mr. Galizi is a Crystal Lake aviation insurance broker since 1990.

Memorandum

To: Honorable President and Board of Trustees
From: Jeannine Smith, Chief Administrative Officer
CC: Michael Smoron, Village Attorney
Date: December 6, 2017
Re: 2017 Property Tax Levy Discussion



Attached please find the Property Tax Levy Ordinances for Tax Year 2017 and payable in 2018. As you will recall, last month the Village Board held a hearing to discuss the estimate of taxes to be collected for Fiscal Year 2018-2019. A vote on the matter was taken to pass a Tax Levy Ordinance not to exceed the prior year levy of \$1,762,788. Staff brings before you tonight for consideration Ordinance No. 2017-39, an Ordinance for the Levy of Taxes for the Village of Lakewood, McHenry County, Illinois, for the Year 2017.

General Fund Discussion

Illinois State Statute requires all taxing bodies to request specific property tax amounts and not set tax rates. This legislation is based on the State's belief that local governments should only ask for what is needed to finance their operations and should not gain unnecessarily from significant increases in property values.

Based on direction from the Board of Trustees, staff has determined a levy amount of \$1,586,509 representing a 10% decrease in the prior year levy is sufficient to cover expenditures for the next fiscal year. This amount excludes special service areas, bonds and street and bridge. The justification for reducing the levy by 10%, or \$176,278 savings is as follows:

Consolidation of Village Manager and Finance Director position (\$76,100); Reduction of Police Chief salary (\$24,405 – adjusted for COLA); IMRF savings for these positions (\$10,654); Fire Equipment Loan paid in full (\$41,000) and Part Time Building Inspector position contracted out (\$25,720) totaling a cost savings to the Village of \$177,879.

The Village is committed to a balanced budget for the upcoming fiscal year, excluding planned capital improvement projects, while maintaining a healthy General Fund reserve. The 2017 Audit of the General Fund revealed a fiscal year fund balance increase of \$213,516 over expenditures and a total fund balance reserve of \$1,378,455 representing 52% of annual expenditures. Our Auditor typically recommends a fund balance between 30%-50%. Therefore, a levy decrease for this year is justified.

Other Funds

In addition to the general tax and bond levy, the Village Board is asked to approve ordinances for all Special Service Areas, the Street and Bridge Fund, and an ordinance abating taxes levied to pay principal and interest on the Series 2010B and 2010A Waterworks and Sewerage Bonds and the newly annexed properties. The abatements on the newly annexed properties will not materially affect the final extension amounts.

Regarding the Special Service Areas:

1. SSA #2 (Brighton Oaks) recommended levy is \$1,000 which is unchanged from the prior year. The purpose of the Brighton Oaks SSA is to provide for the maintenance of wetland conservancy and stormwater retention areas, outlots, and open space areas in the subdivision. At the end of September, the cash balance in the fund was \$846.
2. SSA #3 (Westlake Woods, also known as Diasio's Resubdivision) recommended levy is \$6,600 which is a decrease of \$6,600 from the prior year. The Village was petitioned by 25 property owners to reduce the SSA 3 levy (see attached) asking for a leveling of the playing field as they are they paying the highest tax levy rate of .8% in the Village. Though this levy amount is far less than the amount needed to fund the probable replacement cost for the sanitary sewer, in the current economic situation, staff is recommending this lesser amount to mitigate the impact on residents of this SSA. The purpose of SSA #3 is to preserve and maintain the wetlands, storm water detention and retention areas, associated storm sewer piping, and maintenance, repair and replacement of sanitary sewer mains, structures, and fixtures, surface restoration of real property such as pavement, shoulders, ditches, and maintenance of entrance features, etc. At the end of September, the cash balance in the fund was \$89,454 of which \$77,000 is restricted for sanitary sewer replacement.
3. SSA #4 (Hidden Lakes) recommended levy is \$5,560 which unchanged from the prior year. At the end of September, the cash balance in the fund was \$37,435 of which \$35,000 is restricted for sanitary sewer replacement.
4. SSA #5 (Reserves of Lakewood) recommended levy is \$2,000 which is unchanged from the prior year. The homeowner's association and/or developer have handled all required maintenance to the satisfaction of the Village. The purpose of SSA #5 is to provide for the long-term maintenance, repair, replacement of private roads, wetlands, stormwater detention areas, ponds, outlots, streetlights, entry features, signs, fixtures and/or structures of the stormwater drainage system. At the end of September, the cash balance in the fund was \$7,645.
5. SSA # 6 (Worthington Homes/Cambria Subdivision) recommended levy is \$500 which is unchanged from the prior year. The purpose of SSA #6 is to provide for the long-term maintenance, repair, replacement of private roads, wetlands, stormwater detention areas, ponds, outlots, streetlights, entry features, signs, fixtures and or structures of the stormwater drainage system. At the end of September, the cash balance in the fund was \$1,934.
6. SSA #7 (Woodland Hills and Autumn Ridge) recommended levy is \$200 which is unchanged from the prior year. The purpose of SSA #7 is to provide for the long-term maintenance, repair, replacement of private roads, wetlands, stormwater detention areas, ponds, outlots, streetlights, entry features, signs, fixtures and or structures of the stormwater drainage system. At the end of September, the cash balance in the fund was \$2,382.
7. SSA #8 (Turnberry Lakes) recommended levy is \$41,000 which covers the estimated 2018 operating & maintenance costs in SSA#8. This is a decrease of approximately \$19,400. The purpose of SSA #8 is to provide special municipal services in connection with the operation and maintenance of the Turnberry Lakes. Per the underlying authorizing documents, the rate can be no more than 0.15. At the end of September the fund had a balance of \$24,130.

SECTION 6: This Ordinance shall take effect from and after its passage, approval and publication in pamphlet form (which publication is hereby authorized) as provided by law.

Ayes: Trustees

Nays:

Absent:

Abstain:

APPROVED:

President Paul Serwatka

(SEAL)

ATTEST: _____
Village Clerk Janice S. Hansen

Passed: December 12, 2017

Approved: December 12, 2017

Published: December 12, 2016

S:\TAX LEVIES\2017TAX LEVY\2017 LEVY ORDINANCE.DOCX

CERTIFICATE

The undersigned, President of the Village of Lakewood hereby certifies that I am the presiding officer of the Village of Lakewood and as such presiding officer I hereby certify that the levy ordinance, a certified copy of which is appended hereto, was adopted pursuant to, and in all respects in compliance with, the provisions of The Truth in Taxation Law (35 ILCS 200/18-55 et. seq.).

Dated: _____

Paul Serwatka
Village President
Village of Lakewood

ATTACHMENT A

General Fund

Administration:

PERSONAL SERVICES

8101	Salaries - Regular	\$ 48,310
8102	Salaries - Elected Officials	14,200
8103	Hourly Wages - Full Time	15,000
8104	Hourly Wages - Part Time	15,000
8162	Employers' Share - IMRF	7,500
Total Personal Services		<u>100,010</u>

CONTRACTUAL SERVICES

8434	Accounting & Auditing Services	<u>5,000</u>
Total Contractual Services		<u>5,000</u>

Total Administration 105,010

Public Safety Department

PERSONAL SERVICES

8101	Salaries - Regular	72,000
8103	Hourly Wages - Full Time	338,000
8104	Hourly Wages - Part Time	2,000
8105	Over Time	13,000
8162	Employers' Share - IMRF	41,500
Total Personal Services		<u>466,500</u>

CONTRACTUAL SERVICES

8443	Fire Protection Services	<u>800,000</u>
Total Contractual Services		<u>800,000</u>

Total Public Safety Department 1,266,500

Public Properties Operation & Maintenance

PERSONAL SERVICES

8101	Salaries - Regular	23,500
8103	Wages - Full Time	56,000
8104	Wages - Part Time	4,000
8105	Over Time	2,500
8162	Employers' Share - IMRF	15,000
Total Personal Services		<u>101,000</u>

COMMODITIES

8209	Street M/R Supplies	2,500
8212	Street Lights M/R Supplies	3,000
8215	Vehicle O/M/R Supplies	5,000
8216	Equipment O/M/R Supplies	3,000
8230	Snow & Ice Control Supplies	25,000
Total Commodities		<u>38,500</u>

ATTACHMENT A

CONTRACTUAL SERVICES

8412	Street Lights & Signs M/R	3,000
8414	Building Maintenance & Repair	2,000
8415	Vehicle Maintenance & Repair	3,000
8417	Grounds Maintenance & Repair	5,000
8418	Tree Maintenance & Purchases	2,000
8492	Licenses & Permit (IEPA Stormwater Fee)	1,000
8435	Engineering Services	10,000
8471	Property Liability Insurance	5,000
	Total Contractual Services	<u>31,000</u>

Total Public Properties O/M Department 170,500

Building Department

PERSONAL SERVICES

8104	Hourly Wages - Full Time	10,000
8162	Employers' Share - IMRF	1,000
	Total Personal Services	<u>11,000</u>

CONTRACTUAL SERVICES

8435	Engineering Services	2,500
8435.035	Engineering Services - Stormwater	25,000
8437	Inspection Services	5,000
8438	Architectural Review Service	1,000
	Total Contractual Services	<u>33,500</u>

Total Building Department 44,500

TOTAL GENERAL FUND \$ 291,510

GRAND TOTAL-ALL FUNDS \$ 1,586,510

ORDINANCE NO. 2017- (40)

An Ordinance Levying Taxes for Special Service Area Number 2 in the Village of Lakewood for the 2017 Tax Year (Brighton Oaks Subdivision)

WHEREAS, the Village of Lakewood, McHenry County, Illinois, passed Ordinance 1995-96-40 on April 30, 1996 entitled *An Ordinance Ratifying the Establishment of Village of Lakewood Special Service Area Number Two for the Maintenance of Wetland Conservancy and Stormwater Retention Areas, Outlots and Open Space Areas in Brighton Oaks Subdivision*; and

WHEREAS, this Special Service Area Ordinance provided that the Village could levy a tax not to exceed .400 percent per annum assessed valuation of Special Service Area Number 2; and

WHEREAS, a hearing was held on January 9, 1996, after notice of said hearing was published in the *Northwest Herald* and a notice was mailed to all property owners within the proposed boundaries of said Special Service Area; and

WHEREAS, Ordinance 1995-96-40 was passed after the deadline for property owners to submit petitions, signed by at least 51 percent of the electors residing within the Special Service Area and by at least 51 percent of the owners of record of land included within the boundaries of the Special Service Area, objecting to the formation of the Special Service Area, and Ordinance 1995-96-40 became effective 10 days after its passage.

NOW, THEREFORE, BE IT ORDAINED by the President and Board of Trustees of the Village of Lakewood, McHenry County, Illinois, as follows:

SECTION 1: There is hereby levied over all the taxable property within Village of Lakewood Special Service Area Number 2 the total sum of \$1,000.00 for the 2017 tax year.

SECTION 2: The detail of the levy is summarized in Attachment A, which is attached and incorporated hereto.

SECTION 3: The Clerk of the aforesaid Village is hereby directed to file with the Clerk of the aforesaid County a duly certified copy of this Ordinance.

SECTION 4: If any section, paragraph, subdivision, clause, sentence or provision of this Ordinance shall be adjudged by any Court of competent jurisdiction to be invalid, such judgment shall not affect, impair, invalidate or nullify the remainder thereof, which remainder shall remain and continue in full force and effect.

SECTION 5: All ordinances or parts of ordinances in conflict herewith are hereby repealed to the extent of such conflict.

SECTION 6: This Ordinance shall be in full force and effect upon its passage, approval and publication in pamphlet form (which publication is hereby authorized) as provided by law.

Ayes: Trustees

Nays:

Absent:

Abstain:

APPROVED:

President Paul Serwatka

(SEAL)

ATTEST: _____
Village Clerk Janice S. Hansen

Passed: December 12, 2017

Approved: December 12, 2017

Published: December 12, 2017

ATTACHMENT A

SPECIAL SERVICE AREA #2 (Brighton Oaks Subdivision - 66)

Administration:

CONTRACTUAL SERVICES

8439	Electricity	\$	1,000
------	-------------	----	-------

Total Contractual Services	<u>1,000</u>
----------------------------	--------------

Total Administration	<u>1,000</u>
----------------------	--------------

TOTAL SSA #2	<u>\$ 1,000</u>
--------------	-----------------

ORDINANCE NO. 2017-(41)

An Ordinance Levying Taxes for Special Service Area Number 3 in the Village of Lakewood for the 2017 Tax Year (Commonly Known as Westlake Woods)

WHEREAS, the Village of Lakewood, McHenry County, Illinois, passed Ordinance 2000-53 on October 10, 2000 entitled *An Ordinance Ratifying the Establishment of Village of Lakewood Special Service Area Number 3 for the Provision of Certain Special Services for the Diasio's Resubdivision and Portions of the Crystal Lake Homesites Subdivision*; and

WHEREAS, this Special Service Area Ordinance provided that the Village could levy a tax not to exceed .800 percent per annum assessed valuation of Special Service Area Number 3; and

WHEREAS, a hearing was held on July 11, 2000, after notice of said hearing was published in the *Northwest Herald* and a notice was mailed to all property owners within the proposed boundaries of said Special Service Area; and

WHEREAS, Ordinance 2000-53 was passed after the deadline for property owners to submit petitions, signed by at least 51 percent of the electors residing within the Special Service Area and by at least 51 percent of the owners of record of land included within the boundaries of the Special Service Area, objecting to the formation of the Special Service Area, and Ordinance 2000-53 became effective 10 days after its passage.

NOW, THEREFORE, BE IT ORDAINED by the President and Board of Trustees of the Village of Lakewood, McHenry County, Illinois, as follows:

SECTION 1: There is hereby levied over all the taxable property within Village of Lakewood Special Service Area Number 3 the total sum of \$6,500.00 for the 2017 tax year.

SECTION 2: The detail of the levy is summarized in Attachment A, which is attached and incorporated hereto.

SECTION 3: The Clerk of the aforesaid Village is hereby directed to file with the Clerk of the aforesaid County a duly certified copy of this Ordinance.

SECTION 4: If any section, paragraph, subdivision, clause, sentence or provision of this Ordinance shall be adjudged by any Court of competent jurisdiction to be invalid, such judgment shall not affect, impair, invalidate or nullify the remainder thereof, which remainder shall remain and continue in full force and effect.

SECTION 5: All ordinances or parts of ordinances in conflict herewith are hereby repealed to the extent of such conflict.

SECTION 6: This Ordinance shall be in full force and effect upon its passage, approval and publication in pamphlet form (which publication is hereby authorized) as provided by law.

Ayes:

Nays:

Absent:

Abstain:

APPROVED:

President Paul Serwatka

(SEAL)

ATTEST: _____

Village Clerk Janice S. Hansen

Passed: December 12, 2017

Approved: December 12, 2017

Published: December 12, 2017

ATTACHMENT A

SPECIAL SERVICE AREA #3 (Westlake Woods - 67)

Administration:

CONTRACTUAL SERVICES

8420	Sanitary Sewer System O/M/R	\$	6,500
------	-----------------------------	----	-------

Total Contractual Services	<u>6,500</u>
----------------------------	--------------

Total Administration	<u>6,500</u>
----------------------	--------------

TOTAL SSA #3	<u>\$ 6,500</u>
--------------	-----------------

ORDINANCE NO. 2017- (42)
*An Ordinance Levying Taxes for Special Service Area Number 4
in the Village of Lakewood for the 2017 Tax Year
(Hidden Lakes Subdivision)*

WHEREAS, the Village of Lakewood, McHenry County, Illinois, passed Ordinance 2001-59 on October 23, 2001, entitled *An Ordinance Ratifying the Establishment of Village of Lakewood Special Service Area Number 4 for the Provision of Certain Special Services for Hidden Lakes Subdivision*; and

WHEREAS, this Special Service Area Ordinance provided that the Village could levy a tax not to exceed .400 percent per annum assessed valuation of Special Service Area Number 4; and

WHEREAS, a hearing was held on August 14, 2001 after notice of said hearing was published in the *Northwest Herald* and a notice was mailed to all property owners within the proposed boundaries of said Special Service Area; and

WHEREAS, Ordinance 2001-59 was passed after the deadline for property owners to submit petitions, signed by at least 51 percent of the electors residing within the Special Service Area and by at least 51 percent of the owners of record of land included within the boundaries of the Special Service Area, objecting to the formation of the Special Service Area, and Ordinance 2001-59 became effective 10 days after its passage.

NOW, THEREFORE, BE IT ORDAINED by the President and Board of Trustees of the Village of Lakewood, McHenry County, Illinois, as follows:

SECTION 1: There is hereby levied over all the taxable property within Village of Lakewood Special Service Area Number 4 the total sum of \$5,560.00 for the 2017 tax year.

SECTION 2: The detail of the levy is summarized in Attachment A, which is attached and incorporated hereto.

SECTION 3: The Clerk of the aforesaid Village is hereby directed to file with the Clerk of the aforesaid County a duly certified copy of this Ordinance.

SECTION 4: If any section, paragraph, subdivision, clause, sentence or provision of this Ordinance shall be adjudged by any Court of competent jurisdiction to be invalid, such judgment shall not affect, impair, invalidate or nullify the remainder thereof, which remainder shall remain and continue in full force and effect.

SECTION 5: All ordinances or parts of ordinances in conflict herewith are hereby repealed to the extent of such conflict.

SECTION 6: This Ordinance shall be in full force and effect upon its passage, approval and publication in pamphlet form (which publication is hereby authorized) as provided by law.

Ayes:

Nays:

Absent:

Abstain:

APPROVED:

President Paul Serwatka

(SEAL)

ATTEST: _____
Village Clerk Janice S. Hansen

Passed: December 12, 2017

Approved: December 12, 2017

Published: December 12, 2017

ATTACHMENT A

SPECIAL SERVICE AREA #4 (Hidden Lakes Subdivision - 68)

Administration:

CONTRACTUAL SERVICES

8410	Street Maintenance & Repair	\$	<u>5,560</u>
	Total Contractual Services		<u>5,560</u>
	Total Administration		<u>5,560</u>
	TOTAL SSA #4	\$	<u>5,560</u>

ORDINANCE NO. 2017- (43)
*An Ordinance Levying Taxes for Special Service Area Number 5
in the Village of Lakewood for the 2017 Tax Year
(The Reserve of Lakewood Subdivision)*

WHEREAS, the Village of Lakewood, McHenry County, Illinois, passed Ordinance 2004-07 on May 11, 2004 entitled *An Ordinance Ratifying the Establishment of Village of Lakewood Special Service Area Number 5 for the Provision of Certain Special Services for the Reserves of Lakewood Subdivision*; and

WHEREAS, this Special Service Area Ordinance provided that the Village could levy a tax not to exceed .400 percent per annum assessed valuation of Special Service Area Number 5; and

WHEREAS, a hearing was held on February 24, 2004, after notice of said hearing was published in the *Northwest Herald* and a notice was mailed to all property owners within the proposed boundaries of said Special Service Area; and

WHEREAS, Ordinance 2004-07 was passed after the deadline for property owners to submit petitions, signed by at least 51 percent of the electors residing within the Special Service Area and by at least 51 percent of the owners of record of land included within the boundaries of the Special Service Area, objecting to the formation of the Special Service Area, and Ordinance 2004-07 became effective 10 days after its passage.

NOW, THEREFORE, BE IT ORDAINED by the President and Board of Trustees of the Village of Lakewood, McHenry County, Illinois, as follows:

SECTION 1: There is hereby levied over all the taxable property within Village of Lakewood Special Service Area Number 5 the total sum of \$2,000.00 for the 2017 tax year.

SECTION 2: The detail of the levy is summarized in Attachment A, which is attached and incorporated hereto.

SECTION 3: The Clerk of the aforesaid Village is hereby directed to file with the Clerk of the aforesaid County a duly certified copy of this Ordinance.

SECTION 4: If any section, paragraph, subdivision, clause, sentence or provision of this Ordinance shall be adjudged by any Court of competent jurisdiction to be invalid, such judgment shall not affect, impair, invalidate or nullify the remainder thereof, which remainder shall remain and continue in full force and effect.

SECTION 5: All ordinances or parts of ordinances in conflict herewith are hereby repealed to the extent of such conflict.

SECTION 6: This Ordinance shall be in full force and effect upon its passage, approval and publication in pamphlet form (which publication is hereby authorized) as provided by law.

Ayes: Trustees

Nays:

Absent:

Abstain:

APPROVED:

President Paul Serwatka

(SEAL)

ATTEST: _____
Village Clerk Janice S. Hansen

Passed: December 12, 2017

Approved: December 12, 2017

Published: December 12, 2017

ATTACHMENT A

SPECIAL SERVICE AREA #5 (The Reserve of Lakewood Subdivision - 69)

Administration:

CONTRACTUAL SERVICES

8410	Street Maintenance & Repair	\$	2,000
	Total Contractual Services		<u>2,000</u>
	Total Administration		<u>2,000</u>
	TOTAL SSA #5	\$	<u>2,000</u>

ORDINANCE NO. 2017-(44)

An Ordinance Levying Taxes for Special Service Area Number 6 in the Village of Lakewood for the 2017 Tax Year (Cambria Subdivision)

WHEREAS, the Village of Lakewood, McHenry County, Illinois, passed Ordinance 2007-04 on January 23, 2007 entitled *An Ordinance Ratifying the Establishment of Village of Lakewood Special Service Area Number 6 for the Provision of Certain Special Services for the Cambria Subdivision*; and

WHEREAS, this Special Service Area Ordinance provided that the Village could levy a tax not to exceed .400 percent per annum assessed valuation of Special Service Area Number 6; and

WHEREAS, a hearing was held on January 23, 2007, after notice of said hearing was published in the *Northwest Herald* and a notice was mailed to all property owners within the proposed boundaries of said Special Service Area; and

WHEREAS, Ordinance 2007-04 was passed after the deadline for property owners to submit petitions, signed by at least 51 percent of the electors residing within the Special Service Area and by at least 51 percent of the owners of record of land included within the boundaries of the Special Service Area, objecting to the formation of the Special Service Area, and Ordinance 2007-04 became effective 10 days after its passage.

NOW, THEREFORE, BE IT ORDAINED by the President and Board of Trustees of the Village of Lakewood, McHenry County, Illinois, as follows:

SECTION 1: There is hereby levied over all the taxable property within Village of Lakewood Special Service Area Number 6 the total sum of \$500.00 for the 2017 tax year.

SECTION 2: The detail of the levy is summarized in Attachment A, which is attached and incorporated hereto.

SECTION 3: The Clerk of the aforesaid Village is hereby directed to file with the Clerk of the aforesaid County a duly certified copy of this Ordinance.

SECTION 4: If any section, paragraph, subdivision, clause, sentence or provision of this Ordinance shall be adjudged by any Court of competent jurisdiction to be invalid, such judgment shall not affect, impair, invalidate or nullify the remainder thereof, which remainder shall remain and continue in full force and effect.

SECTION 5: All ordinances or parts of ordinances in conflict herewith are hereby repealed to the extent of such conflict.

SECTION 6: This Ordinance shall be in full force and effect upon its passage, approval and publication in pamphlet form (which publication is hereby authorized) as provided by law.

Ayes:

Nays:

Absent:

Abstain:

APPROVED:

President Paul Serwatka

(SEAL)

ATTEST: _____
Village Clerk Janice S. Hansen

Passed: December 12, 2017

Approved: December 12, 2017

Published: December 12, 2017

ATTACHMENT A

SPECIAL SERVICE AREA #6 (Cambria Subdivision - 70)

Administration:

CONTRACTUAL SERVICES

8410	Street Maintenance & Repair	\$	500
	Total Contractual Services		<u>500</u>
	Total Administration		<u>500</u>
	TOTAL SSA #6	\$	<u>500</u>

ORDINANCE NO. 2017-(45)

An Ordinance Levying Taxes for Special Service Area Number 7 in the Village of Lakewood for the 2017 Tax Year (Woodland Hills and Autumn Ridge Subdivisions)

WHEREAS, the Village of Lakewood, McHenry County, Illinois, passed Ordinance 2007-05 on January 23, 2007 entitled *An Ordinance Ratifying the Establishment of Village of Lakewood Special Service Area Number 7 for the Provision of Certain Special Services for the Property Including but not Limited to Woodland Hills and Autumn Ridge Subdivisions*; and

WHEREAS, this Special Service Area Ordinance provided that the Village could levy a tax not to exceed .400 percent per annum assessed valuation of Special Service Area Number 7; and

WHEREAS, a hearing was held on January 23, 2007, after notice of said hearing was published in the *Northwest Herald* and a notice was mailed to all property owners within the proposed boundaries of said Special Service Area; and

WHEREAS, Ordinance 2007-05 was passed after the deadline for property owners to submit petitions, signed by at least 51 percent of the electors residing within the Special Service Area and by at least 51 percent of the owners of record of land included within the boundaries of the Special Service Area, objecting to the formation of the Special Service Area, and Ordinance 2007-05 became effective 10 days after its passage.

NOW, THEREFORE, BE IT ORDAINED by the President and Board of Trustees of the Village of Lakewood, McHenry County, Illinois, as follows:

SECTION 1: There is hereby levied over all the taxable property within Village of Lakewood Special Service Area Number 7 the total sum of \$500.00 for the 2017 tax year.

SECTION 2: The detail of the levy is summarized in Attachment A, which is attached and incorporated hereto.

SECTION 3: The Clerk of the aforesaid Village is hereby directed to file with the Clerk of the aforesaid County a duly certified copy of this Ordinance.

SECTION 4: If any section, paragraph, subdivision, clause, sentence or provision of this Ordinance shall be adjudged by any Court of competent jurisdiction to be invalid, such judgment shall not affect, impair, invalidate or nullify the remainder thereof, which remainder shall remain and continue in full force and effect.

SECTION 5: All ordinances or parts of ordinances in conflict herewith are hereby repealed to the extent of such conflict.

SECTION 6: This Ordinance shall be in full force and effect upon its passage, approval and publication in pamphlet form (which publication is hereby authorized) as provided by law.

Ayes: Trustees

Nays:

Absent:

Abstain:

APPROVED:

President Paul Serwatka

(SEAL)

ATTEST: _____
Village Clerk Janice S. Hansen

Passed:

Approved:

Published:

ATTACHMENT A

SPECIAL SERVICE AREA #7 (Woodland Hills and Autumn Ridge Subdivisions - 71)

Administration:

CONTRACTUAL SERVICES

8410	Street Maintenance & Repair	\$	500
	Total Contractual Services		<u>500</u>
	Total Administration		<u>500</u>
	TOTAL SSA #7	\$	<u>500</u>

ORDINANCE NO. 2017- (46)

*An Ordinance Levying Taxes for Special Service Area Number 8
in the Village of Lakewood for the 2017 Tax Year
(*McIntosh* Turnberry, Loch Glen and Highlands of Turnberry Subdivisions,
Turnberry Country Club and RedTail Golf Club)*

WHEREAS, the Village of Lakewood, McHenry County, Illinois, passed Ordinance No. 2015-30 on November 24, 2015 entitled *An Ordinance Ratifying the Establishment of Village of Lakewood Special Service Area Number 8 for the Properties Commonly Known as the "McIntosh" Turnberry, Loch Glen and Highlands of Turnberry Subdivisions, Turnberry Country Club and RedTail Golf Club*; and

WHEREAS, this Special Service Area Ordinance provided that the Village could levy a tax not to exceed 0.15 percent per annum assessed valuation of Special Service Area Number 8; and

WHEREAS, a hearing was held on September 22, 2015, after notice of said hearing was published in the *Northwest Herald* and a notice was mailed to all property owners within the proposed boundaries of said Special Service Area; and

WHEREAS, Ordinance No. 2015-30 was passed after the deadline for property owners to submit petitions, signed by at least 51 percent of the electors residing within the Special Service Area and by at least 51 percent of the owners of record of land included within the boundaries of the Special Service Area, objecting to the formation of the Special Service Area, and Ordinance No. 2015-30 became effective 10 days after its passage.

NOW, THEREFORE, BE IT ORDAINED by the President and Board of Trustees of the Village of Lakewood, McHenry County, Illinois, as follows:

SECTION 1: There is hereby levied over all the taxable property within Village of Lakewood Special Service Area Number 8 the total sum of \$41,000.00 for the 2017 tax year, but under no circumstances shall a rate exceeding 0.15% be applied to the applicable properties.

SECTION 2: The detail of the levy is summarized in Attachment A, which is attached and incorporated hereto.

SECTION 3: The Clerk of the aforesaid Village is hereby directed to file with the Clerk of the aforesaid County a duly certified copy of this Ordinance.

SECTION 4: If any section, paragraph, subdivision, clause, sentence or provision of this Ordinance shall be adjudged by any Court of competent jurisdiction to be invalid, such judgment shall not affect, impair, invalidate or nullify the remainder thereof, which remainder shall remain and continue in full force and effect.

SECTION 5: All ordinances or parts of ordinances in conflict herewith are hereby repealed to the extent of such conflict.

SECTION 6: This Ordinance shall be in full force and effect upon its passage, approval and publication in pamphlet form (which publication is hereby authorized) as provided by law.

Ayes: Trustees

Nays:

Absent:

Abstain:

APPROVED:

President Paul Serwatka

(SEAL)

ATTEST: _____
Village Clerk Janice S. Hansen

Passed: December 12, 2017

Approved: December 12, 2017

Published: December 12, 2017

ATTACHMENT A

SPECIAL SERVICE AREA #8 (TURNBERRY- 72)

Administration:

CONTRACTUAL SERVICES

8408	Lake Treatment	\$	32,000
8417	Grounds Maintenance		2,500
8439	Electricity		1,000
8450	Legal Services		200
8490	Contractual Services		2,000
8706	Equipment Lease		3,300
	Total Contractual Services		<u>41,000</u>
	Total Administration		<u>41,000</u>
	TOTAL SSA #8	\$	<u>41,000</u>

ORDINANCE NO. 2017- (47)

*An Ordinance Increasing the Street and Bridge Fund
Levy Limit for the 2017 Levy Extended in 2018*

Be it ordained by the President and Board of Trustees of the Village of Lakewood, McHenry County, Illinois, as follows:

SECTION 1: That the amount of levy on taxable property within the corporate limits of the Village of Lakewood applicable to the Street and Bridge Fund is hereby increased from .06% per \$100.00 of assessed valuation to .10% per \$100.00 of assessed valuation for the 2017 levy extended in 2018.

SECTION 2: If any section, paragraph, subdivision, clause, sentence or provision of this Ordinance shall be adjudged by any Court of competent jurisdiction to be invalid, such judgment shall not affect, impair, invalidate or nullify the remainder thereof, which remainder shall remain and continue in full force and effect.

SECTION 3: All ordinances or parts of ordinances in conflict herewith are hereby repealed to the extent of such conflict.

SECTION 4: This Ordinance shall be in full force and effect upon its passage, approval and publication in pamphlet form (which publication is hereby authorized) as provided by law.

Ayes: Trustees

Nays:

Absent:

Abstain:

APPROVED:

President Paul Serwatka

(SEAL)

ATTEST: _____
Village Clerk Janice S. Hansen

Passed: December 12, 2017

Approved: December 12, 2017

Published: December 12, 2017

ORDINANCE 2017-(48)

**An Ordinance Abating Taxes Levied to Pay Principal of and Interest
on Certain General Obligation Bonds (Alternate Revenue Source)
Series 2010A, of the Village of Lakewood (Waterworks and Sewerage Bonds)**

Pursuant to Ordinance No. 2010-06, AN ORDINANCE AUTHORIZING THE ISSUANCE OF GENERAL OBLIGATION WATERWORKS AND SEWERAGE BONDS (ALTERNATE REVENUE SOURCE), SERIES 2010A, OF THE VILLAGE OF LAKEWOOD, MC HENRY COUNTY, ILLINOIS, PROVIDING THEIR DETAILS OF SUCH BONDS AND FOR AN ALTERNATE REVENUE SOURCE AND THE LEVY OF DIRECT ANNUAL TAXES SUFFICIENT TO PAY THE PRINCIPAL OF AND INTEREST ON SUCH BONDS, AND RELATED MATTERS, passed and approved March 23, 2010, by the President and Board of Trustees of the Village of Lakewood, McHenry County, Illinois (the "Issuer") (with respect to which undefined terms herein shall have the meanings therein, the "Bond Ordinance"), the undersigned, as Village President and Treasurer of the Village of Lakewood, Illinois, hereby certify to the McHenry County Clerk that it is appropriate to reduce by abatement the tax levy for 2017 (to be received in 2018) as provided in Section 13 of the Bond Ordinance (filed on March 23, 2010, with such County Clerk), as follows:

<u>Tax Levy</u> <u>For the Year</u>	<u>(Amount Abated(\$))</u>	<u>Remaining Levy Amount After Abatement</u> <u>A Tax Sufficient to Produce the Sum of:</u>
2017	\$ 169,968.00	\$0 (instead of \$169,968.00)

The County Clerk is hereby directed to abate taxes as set forth above and to ascertain the rate percent required to produce the aggregate tax herein above provided to be levied in 2017 (for 2016 tax year), as shown above to be levied, and to extend the same for collection on the tax books in connection with other taxes levied in such year, in and by the Issuer for general corporate purposes of the Issuer, and in such year levied and collected in like manner as taxes for general corporate purposes for such year is levied and collected and, when collected, such taxes shall be used solely for the purpose of paying the principal of and interest on the Bonds herein described as the same become due and payable. The tax levy shall be abated as parenthetically shown above. Otherwise Ordinance No. 2010-06 shall be given effect according to its terms, and we certify the compliance with such Ordinance preliminary to filing this Abatement Certificate.

Jean Heckman, Village Treasurer

Paul Serwatka, Village President

Receipt

The County Clerk hereby acknowledges receipt of the above Abatement Certificate this 12th day of December, 2017 and agrees to abate (and continue to extend with respect to the Bond Ordinance) the taxes as therein provided

McHenry County Clerk

The Clerk of the aforesaid Village is hereby directed to file with the Clerk of the aforesaid County a duly certified copy of the Ordinance.

If any paragraph, sentence or provision of the Ordinance shall be adjusted by any Court of competent jurisdiction to be invalid, such judgment shall not affect, impair, invalidate or nullify the remainder thereof, which remainder shall remain and continue in full force and effect.

This Ordinance shall take effect from and after its passage, approval and publication in pamphlet form (which publication is hereby authorized) as provided by law.

Ayes:

Nays:

Absent:

Abstain:

APPROVED:

President Paul Serwatka

(S E A L)

ATTEST:

Village Clerk Janice S. Hansen

Passed: December 12, 2017

Approved: December 12, 2017

Published: December 12, 2017

I:\Ordinances\WWTP Bond Abatement 2017A

ORDINANCE NO. - 2017-(49)
An Ordinance Abating Taxes Levied to Pay Principal of and Interest
on Certain General Obligation Bonds (Alternate Revenue Source)
Series 2010B, of the Village of Lakewood (Waterworks and Sewerage Refunding Bonds)

Pursuant to Ordinance No. 2010-06, *AN ORDINANCE AUTHORIZING THE ISSUANCE OF GENERAL OBLIGATION WATERWORKS AND SEWERAGE REFUNDING BONDS (ALTERNATE REVENUE SOURCE), SERIES 2010B, OF THE VILLAGE OF LAKEWOOD, MC HENRY COUNTY, ILLINOIS, PROVIDING THEIR DETAILS OF SUCH BONDS AND FOR AN ALTERNATE REVENUE SOURCE AND THE LEVY OF DIRECT ANNUAL TAXES SUFFICIENT TO PAY THE PRINCIPAL OF AND INTEREST ON SUCH BONDS, AND RELATED MATTERS*, passed and approved March 23, 2010, by the President and Board of Trustees of the Village of Lakewood, McHenry County, Illinois (the "Issuer") (with respect to which undefined terms herein shall have the meanings therein, the "Bond Ordinance"), the undersigned, as Village President and Treasurer of the Village of Lakewood, Illinois, hereby certify to the McHenry County Clerk that it is appropriate to reduce by abatement the tax levy for 2017 (to be received in 2018) as provided in Section 13 of the Bond Ordinance (filed on March 23, 2010, with such County Clerk), as follows:

<u>Tax Levy</u> <u>For the Year</u>	<u>(Amount Abated(\$))</u>	<u>Remaining Levy Amount After Abatement</u> <u>A Tax Sufficient to Produce the Sum of:</u>
2017	\$311,818.76	\$0 (instead of \$311,818.76)

The County Clerk is hereby directed to abate taxes as set forth above and to ascertain the rate percent required to produce the aggregate tax herein above provided to be levied in 2017 (for 2016 tax year), as shown above to be levied, and to extend the same for collection on the tax books in connection with other taxes levied in such year, in and by the Issuer for general corporate purposes of the Issuer, and in such year levied and collected in like manner as taxes for general corporate purposes for such year is levied and collected and, when collected, such taxes shall be used solely for the purpose of paying the principal of and interest on the Bonds herein described as the same become due and payable. The tax levy shall be abated as parenthetically shown above. Otherwise Ordinance No. 2010-04 shall be given effect according to its terms, and we certify the compliance with such Ordinance preliminary to filing this Abatement Certificate.

 Jean Heckman, Village Treasurer

 Paul Serwatka, Village President

Receipt

The County Clerk hereby acknowledges receipt of the above Abatement Certificate this 12th day of December, 2017 and agrees to abate (and continue to extend with respect to the Bond Ordinance) the taxes as therein provided.

 McHenry County Clerk

The Clerk of the aforesaid Village is hereby directed to file with the Clerk of the aforesaid County a duly certified copy of the Ordinance.

If any paragraph, sentence or provision of the Ordinance shall be adjusted by any Court of competent jurisdiction to be invalid, such judgment shall not affect, impair, invalidate or nullify the remainder thereof, which remainder shall remain and continue in full force and effect.

This Ordinance shall take effect from and after its passage, approval and publication in pamphlet form (which publication is hereby authorized) as provided by law.

Ayes:

Nays:

Absent:

Abstain:

APPROVED:

President Paul Serwatka

(S E A L)

ATTEST: _____
Village Clerk Janice S. Hansen

Passed: December 12, 2017

Approved: December 12, 2017

Published: December 12, 2017

I:\Ordinances\WWTP Bond Abatement 2017B.wpd

ORDINANCE NO. 2017- (50)

An Ordinance Granting Variances from Section 7.6.A and Section 10.2-7.2 of the Zoning Ordinance of the Village of Lakewood for 6915 Inverway Drive

WHEREAS, the Village of Lakewood, an Illinois municipal corporation (the "Village"), has received a petition from Bryan E. Younge, as Trustee of Bryan E. Younge and Shelby R. Younge Trust, owner of the property (the "Petitioner") commonly known as 6915 Inverway Drive, Lakewood, IL with the following permanent index number and which is legally described as follows:

Lot 20 in the Highlands of Turnberry being a subdivision of part of the Southwest Quarter of Section 2 and part of the Southeast Quarter of Section 3 and part of the Northwest Quarter of the Northwest Quarter of Section 11, all in the Township 43 North, Range 7, East of the Third Principal Meridian, according to the plat thereof recorded January 4, 2002 as Document Number 2002R0001453, in McHenry County, Illinois; permanent index number 18-03-477-006.

and the eastern half of the property commonly known as 6909 Inverway Drive assigned PIN 18-03-477-011 (the "Properties").

WHEREAS, a public hearing was conducted by the Lakewood Planning and Zoning Commission (the "Commission"), after due notice in the manner provided by law; and

WHEREAS, after deliberation, the Commission made a recommendation regarding a variation from Section 7.6.A of the Code to construct an in-ground swimming pool outside the boundaries of the footprint of the principal building on each of the Properties, with such pool to be placed within the southern and northern side yard setbacks, respectively, on both sides of the common boundary line of such Properties, and outside the rear yard setbacks of such Properties, as well as variations from Section 10.2-7.2 of the Code to enable such pool to be placed within the side yard setbacks of the Properties; and

WHEREAS, the Board of Trustees has considered the evidence presented at the public hearing to the Commission by the Petitioner, as well as all of the material that was submitted to the Commission and the minutes reflecting the findings and proceedings of the Commission and hereby makes the following findings of fact:

1. The nature of the variances are unique and not likely to arise under most circumstances and the plight of the owner is due to unique circumstances;
2. That the variations, if granted, would not alter the essential character of the locality, would not have any adverse impact on any neighbors, and would be in harmony with the general purpose and intent of the Village's Zoning Code;

3. The purpose of the variations is not based upon the desire to increase the value of the property, the monetary gain to be realized from the property, or to alleviate financial difficulty experienced by the Petitioner and the intent is to otherwise comply with the provisions of this Code in all other respects;
4. The granting of the variations will not be detrimental to the public welfare or injurious to other property or improvements in the neighborhood in which the property is located;
5. The proposed variations will not impair an adequate supply of light and air to the adjacent property or cause a substantial increase to congestion in the public streets or increase the danger of fires or danger to public safety, nor will they substantially diminish or impair property values in the neighborhood;
6. The conditions upon which the petition for a variation is based are unique to the property for which the variation is sought, and would not be applicable, generally, to other property within the same zoning classification;
7. The alleged difficulty or hardship is caused by the application of this Code and has not been created by any person presently having an interest in the property;
8. The granting of the variances requested will not confer on the applicant any special privilege that is denied by this Code to other lands, structures, or buildings of the same zoning classification; and
9. A waiver of the platting and other requirements of the Subdivision Ordinance would be appropriate in the unique circumstances presented here.

NOW, THEREFORE, BE IT ORDAINED by the President and Board of Trustees of the Village of Lakewood:

SECTION 1: Subject to the condition precedent set forth below, the Village hereby approves a variation for the Property from Section 7.6.A of the Code to construct an in-ground swimming pool outside the boundaries of the footprint of the principal building on each of the Properties, with such pool to be placed within the southern and northern side yard setbacks, respectively, on both sides of the common boundary line of such Properties, and outside the rear yard setbacks of such Properties, as well as a variation from Section 10.2-7.2 of the Code to enable such pool to be placed within the side yard setbacks of the Properties. The approvals for such variances are contingent upon the Petitioner acquiring fee simple title to the real property underlying such in-ground pool and fence.

SECTION 2: Except as specifically and expressly provided in this Ordinance, all other requirements set forth in the Lakewood Zoning Code, as would be required by any owner of property zoned in the same manner as the Property, and the Village's Subdivision Ordinance shall be complied with.

SECTION 3: The recommendation of the Planning and Zoning Commission on the question of granting the variations pursuant to the petition are on file in the Village Hall as a part of the official record of the hearing.

SECTION 4: If any section, paragraph, subdivision, clause, sentence or provision of this Ordinance shall be adjudged by any Court of competent jurisdiction to be invalid, such judgment shall not affect, impair, invalidate or nullify the remainder thereof, which remainder shall remain and continue in full force and effect.

SECTION 5: All ordinances or parts of ordinances in conflict herewith are hereby repealed to the extent of such conflict.

SECTION 6: This Ordinance shall be in full force and effect upon its passage and approval. In the event a building permit for this project has not been obtained within six months from the date of passage, this Ordinance shall be considered null and void.

Voting Aye:

Voting Nay:

Absent:

Abstain:

APPROVED:

(SEAL)

Village President Paul Serwatka

ATTEST: _____
Village Clerk Janice S. Hansen

Passed: _____

Approved: _____

Published: _____

LAW OFFICES
ZUKOWSKI, ROGERS, FLOOD & McARDLE
50 VIRGINIA STREET
CRYSTAL LAKE, ILLINOIS 60014

MICHAEL J. SMORON
msmoron@zrfmlaw.com

(815) 459-2050
Facsimile (815) 459-9057
www.zrfmlaw.com

December 6, 2017

PROTECTED BY ATTORNEY-CLIENT PRIVILEGE

Via E-Mail

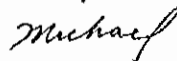
Jeannine Smith, Chief Administrative Officer
Janice S. Hansen, Village Clerk
LAKEWOOD VILLAGE HALL
2500 Lake Avenue
Village of Lakewood, IL 60014

Re: Younger Petition

Dear Jeannine and Jan:

In follow up to my conversation, to render moot any issues of handshake license easement or what not, I have revised the ordinance to expressly provide that the variance approval is contingent upon that Brian B. Younger obtains fee simple title to the area underlying the in-ground pool and fence. After you have had a chance to look at the language, please let me know if you concur with same.

Sincerely,



Michael J. Smoron

MJS:cw
Attachment

**VILLAGE OF LAKEWOOD
PLANNING AND ZONING COMMISSION
PUBLIC HEARING MINUTES
DECEMBER 4, 2017**

The Meeting was called to order at 7:00 p.m. at RedTail Golf Club. Members present were Chairman O'Hara; Commissioners Hansen, Hopkins, Knapp, Miller, and Mula. Also present were Village Clerk Janice Hansen; Village Attorney Michael Smoron; and a few members of the public.

APPROVAL OF MINUTES FROM THE NOVEMBER 13, 2017 MEETING: Commissioners Knapp, seconded by Commissioner Hopkins, moved to approve the November 13, 2017 meeting minutes as corrected. Voice vote: All Ayes. Nays: None. Motion declared carried.

PUBLIC HEARING: TO CONSIDER A TEXT AMENDMENT TO THE LAKEWOOD ZONING CODE TO MODIFY THE VILLAGE ZONING CODE AND ADD SOLAR ENERGY SYSTEMS AS A SPECIAL USE WITHIN THE AGRICULTURAL DISTRICT:

Village Clerk Janice Hansen confirmed that the public notice was re published in the Northwest Herald on November 17, 2017.

Commissioner Mula, seconded by Commissioner Miller, moved to open the Public Hearing. Voice Vote: All Ayes. Nays. None. Motion declared carried. The Public Hearing opened at 7:11 p.m.

Attorney Smoron commented that this Ordinance and Public Hearing is just an introduction to allowing solar energy into the Village. The Commissioners and Board of Trustees can develop the proposed Ordinance to meet Village guidelines. Mr. Kolze, owner of Kolze Country Gardens, has approached the Village to use a portion of his property as a solar energy farm. He would like the Commissioners to look into this concept with an open mind and begin a rigorous conversation allowing solar energy systems on Mr. Kolze's property.

Chairman O'Hara stated that the Commissioners should focus on solar energy.

Chief Administrative Officer Jeannine Smith expressed concern about recommending the solar energy text tonight. She wants to look into how this impacts the Village and would like to ensure that all factors are considered.

Bob Kolze, owner of Kolze Country Gardens, commented that the location of his property is desirable due to the fact that the electric substation is across the road. He plans on fencing the area to protect the solar field equipment. There are no environmental issues related to solar panels. After much research, Mr. Kolze has found no negative issues with this project.

Tom Latos of 10740 Foster Road commented on modifying zoning codes within the Village of Lakewood. He asked if Lakewood would like to get into the power business. The Village has an

obligation to get an idea of the expenses incurred by the project to the residents. He suggested a power plant review, energy storage, battery plant management and inspections of the energy plant. He also asked if the Village will receive any revenues from this project.

The Commissioners had a general discussion regarding solar energy standards. Noted comments from the Commissioners were: expenses to the Village; any consulting engineer fees will be paid by the petitioner; solar farming will be exclusive to agriculture land; erosion and vegetation issues under the solar panels; decommission plan approvals, maintenance, and removal; what will be the benefits to Village residents; effects on the Village; and site inspections.

Chairman O'Hara wants the Commissioners to consider this in separate sections to differentiate between farms and solar panels to power residential or business properties. He also stated that there are two factors, utility and accessory use. Utility Use should include fencing, electrical review, stormwater ordinance obligations, erosion control, buried cables, enclosure for batteries, and permit compliance. Accessory Use should include coverage, mounting expense pass through, electrical review, and permit compliance.

It was the general consensus of the Commissioners to focus on Utility Use first and have the opportunity to enhance solar energy special use as time permits.

Discussion will continue with an amended Ordinance at a later date. Commissioners would like to research other communities that permit solar energy usage. This would give the Commissioners an opportunity to study the pros and cons for project.

Commissioner Knapp, seconded by Commissioner Miller, moved to close the Public Hearing. Voice Vote: All Ayes. Nays. None. Motion declared carried. The Public Hearing closed at 7:49 p.m.

PUBLIC HEARING CONTINUANCE: TO CONSIDER THE PETITION OF BRYAN E. YOUNGE, AS TRUSTEE OF BRYAN E. YOUNGE AND SHELBY R. YOUNGE TRUST, TO GRANT VARIATIONS FROM THE LAKEWOOD ZONING CODE FOR PROPERTY COMMONLY KNOWN AS 6915 INVERWAY. REQUESTED VARIATIONS ARE TO CONSTRUCT AN IN-GROUND SWIMMING POOL AND ASSOCIATED POOL APPURTENANCES OUTSIDE THE BOUNDARIES OF THE FOOTPRINT OF THE PRINCIPAL BUILDING ON EACH OF THE PROPERTIES:

This Public Hearing is continued from November 13, 2017.

Attorney Smoron stated that the petitioner needs to purchase a portion of property to the west in order to accommodate the proposed pool. There is a need to obtain a petition from owner of record to request zoning relief. The owner of the land west of the petitioner must give written permission to subdivide his land.

Petitioner Bryan Younge stated that his residence is located on a cul de sac which will require the placement of the proposed pool on the side yard; there are three 100 year old trees in the back

of his home and he does not want them removed. Also, the purpose of this proposed pool is for his son who has leukemia and wants to swim. The pool will require a specialized filtration system due to his condition.

Petitioner Younge is purchasing the home and property on lots 18 and 19. This residence is a short sale and he expects this transaction to take about thirty days.

Chairman O'Hara questioned the easements and the title of ownership of property. If Mr. Younge purchases the proposed property, he will only need a variance to construct the pool on his side yard.

Commissioner Miller, seconded by Commissioner Hansen, moved to recommend to the Board of Trustees a variance from Section 7.6.A and Section 10.2-7.2 of the Zoning Ordinance of the Village of Lakewood to allow an in-ground swimming pool placed within the side yard setback known as 6915 Inverway Drive. Petitioner must vacate any easements and will not have any relief from the Village of Lakewood's Zoning Ordinance. Voting Aye: Chairman O'Hara; Commissioners Hansen, Hopkins, Knapp, Miller, and Mula. Voting Nay: None. Motion declared carried.

UPDATE ON PLANNING, ZONING AND DEVELOPMENT ISSUES: Attorney Smoron commented that there is an error in the Village's Zoning Code regarding swimming pools. Currently in-ground swimming pools are designated a special use in R-1, R-3, and AG. This will be amended to read In-ground swimming pools will be permitted in R-1, R-2 B-2 and AG.

This amendment will be published and voted on in the near future when the Planning and Zoning Commission meets again.

Tom Latos of 10740 Foster Road would like to discuss the Village's Special Use issues, and would like to bring them in line with McHenry County's code.

Nate Shanklin of Wolcott Energy Group highlighted his renewable energy development strategy. He commented that his firm favors ground mounted panels on agricultural property. He offers leasing and purchasing agreements. They agree to decommission the land after usage and they are subject to municipal sales tax. The solar panel project functions as a business. The solar energy offsets peak usage loads. His firm plants sale tolerant plants and grass under the panels within the Illinois Department of Agriculture specifications. There is a gutter system under the panels to channel out water. They comply with the McHenry Country Stormwater Codes.

With nothing further to discuss, Commissioner Miller, seconded by Commissioner Hopkins, moved to adjourn the Meeting. Voting Aye: Chairman O'Hara and Commissioners Hansen, Hopkins, Knapp, Miller, and Mula. Voting Nay: None. Motion declared carried. The meeting adjourned at 9:38 p.m.

Janice S. Hansen
Village Clerk

Memo

To: Honorable President and Board of Trustees

From: Sue Villie, Benefits Coordinator *Sue Villie*

cc: Michael Smoron, Village Attorney
 Janice Hansen, Village Clerk
 Jean Heckman, Village Treasurer
 Jeannine Smith, Chief Administrative Officer

Date: 12/8/2017

Re: PROPERTY, LIABILITY, CRIME AND WORKER'S COMP INSURANCE RENEWAL

In 2014, the Village began using Williams Manny as our insurance consultant to secure quotes for property, worker's compensation and liability insurance coverage that would be competitive against our previous provider, the Illinois Municipal League Risk Management Association (IMLRMA). In the past, Williams Manny partnered with Arthur J. Gallagher Risk Management Services, Inc. (AJG) with these types of coverages. Recently, Williams Manny has merged with AJG and is now known as Gallagher Williams-Manny.

Lakewood has had another positive year in terms of claims. Therefore, we are pleased to report that Gallagher Williams-Manny has proposed the renewal for 2018 as follows:

Premium Summary

LINE OF COVERAGE		EXPIRING PROGRAM		PROPOSED PROGRAM	
		CARRIER	EXPIRING COST	CARRIER	ESTIMATED COST
Package	Premium	Argonaut Great Central Insurance Company	\$53,984.00	Argonaut Great Central Insurance Company	\$55,771.00
Crime	Premium	Citizens Insurance Company of America	\$857.00	Citizens Insurance Company of America	\$857.00
Cyber Liability	Premium	Hiscox Pro (\$500K Limit)	\$1,526.00	BCS Insurance Company (\$1M Limit)	\$1,837.00
Workers Compensation	Premium	Illinois Public Risk Fund	\$41,551.00	Illinois Public Risk Fund	\$36,683.00
	Administration Fee		\$1,247.00		\$1,100.00
	Total Cost		\$42,798.00		\$37,783.00
Total Estimated Program Cost (without TRIA)			\$99,165.00		\$96,248.00

As you can see, the overall 2018 premium has decreased by (\$2,917) or (2.94%). The decrease in premium is in the Worker's Comp line item. Workers compensation companies are providing rate stabilization and decreases which helped to reduce our premium.

In addition, given the Village's excellent claims experience, IPRF increased our safety grant from \$2,598 to \$3,213 for education and/or safety resources; the use of which to be determined prior to December 1, 2018.

Attached you will find an Executive Summary and Yearly Comparison from Gallagher Williams-Manny. The comparison shows that since the Village has worked with Gallagher Williams-Manny, our percent of change from IML to current has decreased 24%. Consultants, Joe Clinton and Ryan Doyle will be attending the December 12 meeting if you have any questions regarding the renewal of the 2018 Property, Liability, Crime and Workers Compensation plans for the Village of Lakewood.

Based on the aforementioned, staff recommends that the Board of Trustees approve the Proposal of Insurance for calendar year 2018 from Gallagher Williams-Manny in an amount not to exceed \$96,248 and authorized the Chief Administrative Officer to execute the necessary documents.

Attachment

Village of Lakewood

Executive Summary

Gallagher is proud to present the proposal of insurance to the Village of Lakewood. We have always put the Village's needs first and continued to proactively look ahead and manage any risks or emerging issues that may cause loss to the Village. Throughout the years we have been able to build a very robust and competitive insurance and risk management program for the Village of Lakewood.

During our pre-renewal meeting we discussed our renewal expectations for the Village of Lakewood. The package insurance companies are looking for increases due to the large storms like Harvey, Irma, Maria and Nate that hit down south causing tens of billions in property damage. The workers compensation insurance companies are providing rate stabilization and decreases as a result of some favorable reform within the state. We informed the Village to expect a flat to decreasing renewal.

The Village has built a strong relationship with your package insurance carrier, Argonaut, and we were able to negotiate a flat rate renewal. There is an increase in premium due to an increase in exposures as the Total Insurable Values (TIV) increased 3% from last year. We also explored different deductible options for Property and Public Officials Liability. Those options are contained within this proposal. Argonaut continues to excel and remain competitive with Illinois municipalities similar to the Village of Lakewood. Other package insurance companies have minimum premiums of \$50,000 and are not competitive as Argonaut in this space. We were able to negotiate a decrease in the workers compensation rates as well, and the Village will be receiving a 23% increase in their IPRF Grant Program. The Village will receive \$3,213 in Grant money that can be used towards loss control. We are recommending a change in Cyber Liability. We recommend moving the coverage from Hiscox to BCS Insurance. BCS is providing \$1,000,000 of limit vs. \$500,000 with Hiscox, and the deductible is cut in half with BCS going from a \$5,000 deductible to \$2,500. There is also an option to purchase Cyber Deception coverage for \$450. The Crime policy remained flat from last year to this year. We did provide an option for higher Crime limits to \$500,000. Overall the Village of Lakewood's insurance renewal premium has decreased about 3% from last year.

Gallagher are very pleased with this year's renewal for the Village of Lakewood. Working with well over 100 municipalities in Illinois, we strive to deliver the most competitive and comprehensive programs to our clients' year over year. We want to thank the Village of Lakewood, especially Jeannine Smith and Sue Villie for their hard work and valued partnership. Thank you for allowing us to be your partner, and we look forward to continuing the level of quality and service you have come to expect.

Sincerely,

Joe Clinton III, CPA, CIC
Area Senior Vice President

Tyler LaMantia
Area Executive Vice President

Ryan Doyle
Area Assistant Vice President



**ILLINOIS PUBLIC RISK FUND
GRANT PROGRAM**

VILLAGE OF LAKEWOOD

the Illinois Public Risk Fund has reserved

\$3,213

Congratulations!

Your organization has qualified for a Preferred Loss Ratio Grant of \$1,072 which is included in the above amount.

Please visit www.iprf.com for additional information and the Grant Application.

Grant deadline is December 1, 2018.

(subject to the program terms and conditions.)

Yearly Exposure Comparison

	2013-2014	2014-2015	2015-2016	2016-2017	2017-2018	% Change from 13/14 to 17/18
TIV	\$16,444,553	\$17,047,840	\$17,559,278	\$17,660,460	\$18,190,273	11%
Vehicles	17	18	17	18	17	0%
Vehicle Value	\$488,980	\$404,715	\$402,220	\$427,672	\$551,514	13%
Payroll	\$1,639,051	\$1,534,846	\$1,580,764	\$1,639,976	\$1,648,119	1%

Premium Comparison

	Expiring IML Premium 2012-2013	2013-2014	2014-2015	2015-2016	2016-2017	2017-2018	% Change from IML to Current Gallagher Proposal
Package	\$127,267	\$50,475	\$53,984	\$53,984	\$53,984	\$55,771	
Crime	Included	\$831	\$831	\$831	\$857	\$857	
Cyber	Excluded	NA	NA	NA	\$1,526	\$1,837	
Workers Compensation	Included	\$42,048	\$38,733	\$40,524	\$42,798	\$37,783	
Total	\$127,267	\$93,354	\$93,548	\$95,339	\$99,165	\$96,248	-24%

Over the 5 years of working with the Village of Lakewood, we approached over 7 markets on your behalf to ensure the Village has a competitive and comprehensive insurance and risk management program. Over that time, the Village has grown, and the Village is still paying over 24% less than when the insurance was in the IML.

Memo

To: Honorable President and Board of Trustees

From: Sue Villie, Benefits Coordinator *Sue Villie*

cc: Jeannine Smith, Chief Administrative Officer
Michael Smoron, Village Attorney
Janice Hansen, Village Clerk
Jean Heckman, Village Treasurer

Date: 12/8/2017

Re: HEALTH INSURANCE RENEWAL

The Village's insurance consultant, Gallagher Williams-Manny, recently sought competitive quotes for the Village's health insurance which expires December 31, 2017. Besides the renewal rates of our current carrier Aetna, six other carriers responded to Gallagher Williams-Manny request for proposal. Allied and Starmark declined to quote. Blue Cross/Blue Shield, Humana, and Pace Setter/Peoples 1st Health submitted uncompetitive quotes ranging from 21.4 to 35.7% over current rates. United Healthcare submitted a quote with an uncompetitive network and rates 7.3% over current.

A straight renewal with Aetna would be an increase of \$27,939 annually or 12.3%. Gallagher Williams Manny went back to Aetna and obtained a second renewal with rate relief which would be an increase of \$21,408 or 9.4%.

An alternate renewal was quoted increasing all deductibles in all three plans the Village offers employees (PPO, H.S.A. and HMO); along with increasing Out of Network Office Visits in H.S.A and HMO In-Network Specialists Office Visits. (See attached Renewal Alternate 1 for more details). This change would be an increase of \$1,464 or .6%.

The above .6% does not reflect the Partially Self Funded (PSF) portion the Village pays towards the PPO deductible. Currently, the deductible for the PPO plan is \$2,500. The employee pays for the first \$1,500 and the Village pays for the remaining \$1,000. Due to the large increases in the deductibles, we would suggest that the increase be split with the employee and the Village. Employees who choose PPO would be responsible for the first \$2,000 of the \$3,500 deductible, while the Village would be responsible for the remaining \$1,500. Employees currently contribute 15% of the premiums. Gallagher Williams-Manny estimates that the Village's portion of the PSF is \$3,044.22 annually. With the increase of the PSF being \$1,500, Gallagher Williams-Manny estimates that the Village's portion of the PSF would be \$5,544.22 annually; which would increase the Village's overall cost by 1.7%.

Currently, employees who choose the H.S.A. plan do not receive the PSF portion; however they receive a \$500/year (or \$41.67/month) incentive from the Village to help offset their high deductible, while employees contribute 10% of the monthly premiums.

Those who participate in the HMO plan do not receive any incentives or PSF and they do not contribute towards the monthly premiums. While surveying communities similar to Lakewood, employee contributions ranged from 12% to 30% for PPO; 0% for H.S.A. and 20% for HMO. Therefore, we would propose that employees taking the HMO plan start contributing 10% of the monthly premiums. By increasing the HMO contribution to 10% of the premium, it would help offset the overall increase to the Village to 1.3%.

I will be attending the December 12 board meeting to present the renewal. However, please do not hesitate to contact me prior to the meeting if you have any questions regarding the renewal.

Based on the aforementioned, staff recommends that the Board of Trustees approve the Proposal of Aetna, Alternate 1; keeping the employee contributions same for PPO and H.S.A, while increasing the HMO employee contribution to 10% for calendar year 2018 and authorized the Chief Administrative Officer to execute the necessary documents.

Attachment

Village of Lakewood

Major Medical Plan Analysis

January 1, 2018 Renewal



Gallagher Williams-Manny
ARTHUR J. GALLAGHER & CO.

555 S. Perryville Rd., Rockford, IL 61108 | 815-398-6800

ER Contrib to EE: Waiting Period: 1st of the month following 30 days	Current Aetna					
	N-IL Savings Plus PPO 2500 80/50 RxH (Plan 14032556)		N-IL Savings Plus 3500 100/70 H.S.A. Emb RxH (Plan 14032571)		N-IL Aetna Whole Health HMO 2000 70% RxL (Plan 14031748)	
	In-Network	Out-of-Network	In-Network	Out-of-Network	In-Network	Out-of-Network
Benefits						
Office Visits						
OV - Primary/Spec	\$35/\$75	Ded+50%	Deduct	Ded+30%	\$50/\$70	No Benefit
Urgent Care	\$75	Ded+50%	Deduct	Ded+30%	\$70	No Benefit
Deductible						
Individual	\$2,500	\$7,500	\$3,500	\$7,000	\$2,000	No Benefit
Family	\$5,000	\$15,000	\$7,000	\$14,000	\$4,000	No Benefit
Coinsurance	80%	50%	100%	70%	70%	No Benefit
Stop Loss	\$15,000	\$7,000	\$0	\$6,667	\$15,000	\$0
OPX Max (Including Ded)						
Individual Med OPX	\$5,500	\$11,000	\$4,500	\$9,000	\$6,500	No Benefit
Family Med OPX	\$11,000	\$22,000	\$9,000	\$18,000	\$13,000	No Benefit
Rx OPX (Indiv/Fam)	Included		Included		Included	No Benefit
Hospital Services						
Inpatient Hospital Admission	Ded+20%	Ded+50%	Deduct	Ded+30%	Ded+30%	No Benefit
Outpatient Surgery	Ded+20%	Ded+50%	Deduct	Ded+30%	Ded+30%	No Benefit
Emergency Room	\$500		Ded + \$250		\$300	
Prescription Drugs						
Separate Rx Deductible	\$0	NA	Plan Deduct	NA	\$0	No Benefit
Tier 1/Tier 2/Tier 3/Specialty	\$3/\$12/\$45/\$75/ 40% to \$250/50% to \$500	See SPD	Ded + \$3/\$12/\$45/\$75/ 40% to \$250/50% to \$500	See SPD	\$3/\$15/\$70/\$90/ 40% to \$300/50% to \$500	No Benefit
90 Day Mail Order Available (Y/N)	Varies by Tier	NA	Varies by Tier	NA	Varies by Tier	No Benefit
Network Name	Aetna PPO	NA	Aetna PPO	NA	Aetna HMO	No Benefit
Hospitals or Web Address	www.aetna.com					
Rates	PPO		H.S.A.		HMO	
EE	4	\$428.00	0	\$402.00	0	\$322.00
EESP	4	\$1,027.00	0	\$964.00	0	\$773.00
EECH	0	\$856.00	0	\$803.00	0	\$644.00
FAM	7	\$1,369.00	2	\$1,285.00	1	\$1,031.00
Monthly Admin Fee	\$0.00					
Estimated Monthly Premium	\$15,403.00		\$2,570.00		\$1,031.00	
Estimated Annual Premium	\$228,048.00					
Percentage Change From Current						
Est. Annual PSF Claims & Admin	\$3,044.22					
Est. Annual Premium w/PSF	\$231,092.22					
% of Change w/PSF						

Rates are not final until approved by insurance carrier. Illustration is for comparative purposes only. Please see carrier brochure/certificate for exact coverage.

JW - 12/8/2017 - Page 1

* HMO is \$0 cost for all tiers; Monthly EE cost for H.S.A.: EE \$40.20, EESP \$96.40, EECH \$80.30, FAM \$128.60; Monthly EE cost for PPO: EE \$64.35, EESP \$154.20, EECH \$128.40, FAM \$205.35

Village of Lakewood

Major Medical Plan Analysis

January 1, 2018 Renewal



Gallagher Williams-Manny
ARTHUR J. GALLAGHER & CO.

555 S. Perryville Rd., Rockford, IL 61108 | 815-398-6800

ER Contrib to EE: Waiting Period: 1st of the month following 30 days	Renewal					
	Aetna					
	N-IL Savings Plus PPO 2500 (Plan 14039822)		N-IL Savings Plus PPO 3500 100/70 H.S.A. E (Plan 14039837)		N-IL AWH NE Illinois HMO 2000 70% (Plan 14039792)	
Benefits	In-Network	Out-of-Network	In-Network	Out-of-Network	In-Network	Out-of-Network
Office Visits						
OV - Primary/Spec	\$35/\$75	Ded+50%	Deduct	Ded+30%	\$50/\$70	No Benefit
Urgent Care	\$75	Ded+50%	Deduct	Ded+30%	\$70	No Benefit
Deductible						
Individual	\$2,500	\$7,500	\$3,500	\$7,000	\$2,000	No Benefit
Family	\$5,000	\$15,000	\$7,000	\$14,000	\$4,000	No Benefit
Coinsurance	80%	50%	100%	70%	70%	No Benefit
Stop Loss	\$15,000	\$7,000	\$0	\$6,667	\$15,000	\$0
OPX Max (Including Ded)						
Individual Med OPX	\$5,500	\$11,000	\$4,500	\$9,000	\$6,500	No Benefit
Family Med OPX	\$11,000	\$22,000	\$9,000	\$18,000	\$13,000	No Benefit
Rx OPX (Indiv/Fam)	Included		Included		Included	No Benefit
Hospital Services						
Inpatient Hospital Admission	Ded+20%	Ded+50%	Deduct	Ded+30%	Ded+30%	No Benefit
Outpatient Surgery	Ded+20%	Ded+50%	Deduct	Ded+30%	Ded+30%	No Benefit
Emergency Room	\$500		Ded + \$250		\$300	
Prescription Drugs						
Separate Rx Deductible	\$0	NA	Plan Deduct	NA	\$0	No Benefit
Tier 1/Tier 2/Tier 3/Specialty	\$3/\$12/\$45/\$75/40% to \$250/50% to \$500	See SPD	Ded + \$3/\$15/\$70/\$90/40% to \$300/50% to \$500	See SPD	\$3/\$12/\$45/\$75/40% to \$250/50% to \$500	No Benefit
90 Day Mail Order Available (Y/N)	Varies by Tier	NA	Varies by Tier	NA	Varies by Tier	No Benefit
Network Name	Aetna PPO	NA	Aetna PPO	NA	Aetna HMO	No Benefit
Hospitals or Web Address	www.aetna.com					
Rates	PPO		H.S.A.		HMO	
EE	4	\$445.00	0	\$423.00	0	\$384.00
EESP	4	\$1,122.00	0	\$1,066.00	0	\$970.00
EECH	0	\$894.00	0	\$849.00	0	\$773.00
FAM	7	\$1,543.00	2	\$1,465.00	1	\$1,333.00
Monthly Admin Fee	\$0.00					
Estimated Monthly Premium	\$17,069.00		\$2,930.00		\$1,333.00	
Estimated Annual Premium	\$255,984.00					
Percentage Change From Current	12.3%					
Est. Annual PSF Claims & Admin	\$5,544.22					
Est. Annual Premium w/PSF	\$261,528.22					
% of Change w/PSF	13.2%					

Rates are not final until approved by insurance carrier. Illustration is for comparative purposes only. Please see carrier brochure/certificate for exact coverage.

JVW - 12/8/2017 - Page 2

* HMO is \$0 cost for all tiers; Monthly EE cost for H.S.A.: EE \$40.20, EESP \$96.40, EECH \$80.30, FAM \$128.60; Mo'ly EE cost for PPO: EE \$64.35, EESP \$154.20, EECH \$128.40, FAM \$205.35

Village of Lakewood

Major Medical Plan Analysis

January 1, 2018 Renewal



Gallagher Williams-Manny
ARTHUR J. GALLAGHER & CO.

555 S. Perryville Rd., Rockford, IL 61108 | 815-398-6800

ER Contrib to EE: Waiting Period: 1st of the month following 30 days		Renewal with Rate Relief					
		Aetna					
Varies by Plan*		N-IL Savings Plus PPO 2500 (Plan 14039822)		N-IL Savings Plus PPO 3500 100/70 H.S.A. E (Plan 14039837)		N-IL AWH NE Illinois HMO 2000 70% (Plan 14039792)	
		In-Network	Out-of-Network	In-Network	Out-of-Network	In-Network	Out-of-Network
Benefits							
Office Visits							
OV - Primary/Spec		\$35/\$75	Ded+50%	Deduct	Ded+30%	\$50/\$70	No Benefit
Urgent Care		\$75	Ded+50%	Deduct	Ded+30%	\$70	No Benefit
Deductible							
Individual		\$2,500	\$7,500	\$3,500	\$7,000	\$2,000	No Benefit
Family		\$5,000	\$15,000	\$7,000	\$14,000	\$4,000	No Benefit
Coinsurance		80%	50%	100%	70%	70%	No Benefit
Stop Loss		\$15,000	\$7,000	\$0	\$6,667	\$15,000	\$0
OPX Max (Including Ded)							
Individual Med OPX		\$5,500	\$11,000	\$4,500	\$9,000	\$6,500	No Benefit
Family Med OPX		\$11,000	\$22,000	\$9,000	\$18,000	\$13,000	No Benefit
Rx OPX (Indiv/Fam)		Included		Included		Included	No Benefit
Hospital Services							
Inpatient Hospital Admission		Ded+20%	Ded+50%	Deduct	Ded+30%	Ded+30%	No Benefit
Outpatient Surgery		Ded+20%	Ded+50%	Deduct	Ded+30%	Ded+30%	No Benefit
Emergency Room		\$500		Ded + \$250		\$300	
Prescription Drugs							
Separate Rx Deductible		\$0	NA	Plan Deduct	NA	\$0	No Benefit
Tier 1/Tier 2/Tier 3/Specialty		\$3/\$12/\$45/\$75/40% to \$250/50% to \$500	See SPD	Ded + \$3/\$15/\$70/\$90/40% to \$300/50% to \$500	See SPD	\$3/\$12/\$45/\$75/40% to \$250/50% to \$500	No Benefit
90 Day Mail Order Available (Y/N)		Varies by Tier	NA	Varies by Tier	NA	Varies by Tier	No Benefit
Network Name		Aetna PPO		Aetna PPO		Aetna HMO	
Hospitals or Web Address		www.aetna.com					
Rates		PPO		H.S.A.		HMO	
EE	4		\$434.00	0	\$412.00	0	\$375.00
EESP	4		\$1,094.00	0	\$1,039.00	0	\$945.00
EECH	0		\$871.00	0	\$827.00	0	\$753.00
FAM	7		\$1,503.00	2	\$1,428.00	1	\$1,299.00
Monthly Admin Fee				\$0.00			
Estimated Monthly Premium		\$16,633.00		\$2,856.00		\$1,299.00	
Estimated Annual Premium				\$249,456.00			
Percentage Change From Current				9.4%			
Est. Annual PSF Claims & Admin		\$5,544.22					
Est. Annual Premium w/PSF				\$255,000.22			
% of Change w/PSF				10.3%			

Rates are not final until approved by insurance carrier. Illustration is for comparative purposes only. Please see carrier brochure/certificate for exact coverage.

JW - 12/8/2017 - Page 3

* HMO is \$0 cost for all tiers; Monthly EE cost for H.S.A.: EE \$40.20, EESP \$96.40, EECH \$80.30, FAM \$128.60; Mo'ly EE cost for PPO: EE \$64.35, EESP \$154.20, EECH \$128.40, FAM \$205.35

Village of Lakewood

Major Medical Plan Analysis

January 1, 2018 Renewal



Gallagher Williams-Manny
ARTHUR J. GALLAGHER & CO.

555 S. Perryville Rd., Rockford, IL 61108 | 815-398-6800

ER Contrib to EE: Waiting Period: 1st of the month following 30 days	Renewal Alternate 1					
	Aetna					
Varies by Plan*	N-IL Savings Plus PPO 3500 80/50 (Plan 14039834)		N-IL PPO 5500 100/50 H.S.A. E (Plan 14039848)		N-IL AWH NE Illinois HMO 3500 60% (Plan 14039795)	
	In-Network	Out-of-Network	In-Network	Out-of-Network	In-Network	Out-of-Network
Benefits						
Office Visits						
OV - Primary/Spec	\$30/\$75	Ded+50%	Deduct	Ded+50%	\$50/\$75	No Benefit
Urgent Care	\$75	Ded+50%	Deduct	Ded+50%	\$75	No Benefit
Deductible						
Individual	\$3,500	\$7,000	\$5,500	\$11,000	\$3,500	No Benefit
Family	\$7,000	\$14,000	\$11,000	\$22,000	\$7,000	No Benefit
Coinsurance	80%	50%	100%	50%	60%	No Benefit
Stop Loss	\$13,750	\$12,400	\$0	\$3,000	\$6,250	\$0
OPX Max (Including Ded)						
Individual Med OPX	\$6,250	\$13,200	\$6,250	\$12,500	\$6,000	No Benefit
Family Med OPX	\$12,500	\$26,400	\$12,500	\$25,000	\$12,000	No Benefit
Rx OPX (Indiv/Fam)	Included		Included		Included	No Benefit
Hospital Services						
Inpatient Hospital Admission	Ded+20%	Ded+50%	Deduct	Ded+50%	Ded+40%	No Benefit
Outpatient Surgery	Ded+20%	Ded+50%	Deduct	Ded+50%	Ded+40%	No Benefit
Emergency Room	\$500		In Ntwk Deduct		\$300	
Prescription Drugs						
Separate Rx Deductible	\$0	NA	Plan Deduct	NA	\$0	No Benefit
Tier 1/Tier 2/Tier 3/Specialty	\$3/\$15/\$70/\$90/40% to \$300/50% to \$500	See SPD	Ded + \$3/\$15/\$70/\$90/40% to \$300/50% to \$500	See SPD	\$3/\$12/\$45/\$75/40% to \$250/50% to \$500	No Benefit
90 Day Mail Order Available (Y/N)	Varies by Tier	NA	Varies by Tier	NA	Varies by Tier	No Benefit
Network Name	Aetna PPO	NA	Aetna PPO	NA	Aetna HMO	No Benefit
Hospitals or Web Address	www.aetna.com					
Rates	PPO		H.S.A.		HMO	
EE	4	\$397.00	0	\$390.00	0	\$343.00
EESP	4	\$1,002.00	0	\$983.00	0	\$865.00
EECH	0	\$798.00	0	\$783.00	0	\$689.00
FAM	7	\$1,377.00	2	\$1,351.00	1	\$1,189.00
Monthly Admin Fee				\$0.00		
Estimated Monthly Premium	\$15,235.00		\$2,702.00		\$1,189.00	
Estimated Annual Premium			\$229,512.00			
Percentage Change From Current			0.6%			
Est. Annual PSF Claims & Admin	\$5,544.22					
Est. Annual Premium w/PSF			\$235,056.22			
% of Change w/PSF			1.7%			

Rates are not final until approved by insurance carrier. Illustration is for comparative purposes only. Please see carrier brochure/certificate for exact coverage.

JW - 12/8/2017 - Page 4

* HMO is \$0 cost for all tiers; Monthly EE cost for H.S.A.: EE \$40.20, EESP \$96.40, EECH \$80.30, FAM \$128.60; Mo'ly EE cost for PPO: EE \$64.35, EESP \$154.20, EECH \$128.40, FAM \$205.35

Village of Lakewood



Client Manager:

Jason Fluhr
 jfluhr@baxterwoodman.com
 815-444-3222

Project Status Report Issued On: 12/8/2017

Project Title/Job	Project Manager	Completion Date	Tasks Completed This Period	Tasks Pending This Period	Items Waiting On Client	Status Date
Cambria Subdivision - Lots 3-6 Utility Modification Job Number: [060883.91]	John Tierney (262) 763-7834 jtierney@baxterwoodman.com	10/1/2020	Assist with revised grading of Lots 23-30 along Woodland Hills Drive.	Provide assistance as necessary.		12/7/2017
Lake Ave STP Construction Services Job Number: [140645.60]	Craig Mitchell (815) 459-1260 cmitchell@baxterwoodman.com	9/29/2017	12/08/17 - pay estimate 3 sent to Village for review. 11/16/17-qty review w/contractor authorizations to IDOT, working on final qty agreement, submitting material inspection. 9/07/17-punch list work completed, working on final contract quantities and closeout docs.	final quantities, material inspection and documentation.	Nothing at this time.	12/8/2017
General Engineering FY2018 Job Number: [160505.01]	Jason Fluhr (815) 459-1260 jfluhr@baxterwoodman.com	4/30/2018	- Assisted with pump station generator memo/discussion, redtail bridge replacement permitting, SSA3 cost estimates	- Nothing at this time.	- Waiting for direction on water / sewer rate study - Need direction on Pleasant Valley Road realignment ROW dedication.	12/7/2017
Time & Material Support Services Job Number: [161072.00]	Jim Gramhofer (815) 459-1260 jgramhofer@goconcentric.com	12/31/2017		Provide instrumentation/control support services on an as-needed basis.		12/8/2017
Vacate Easement Lots 5 & 6 The Reserve of Lakewood (Beto Rev Tr) Job Number: [161165.90]	John Tierney (262) 763-7834 jtierney@baxterwoodman.com	12/28/2017	No activity this period.	Assist Village as needed.	None.	12/7/2017
Haligus Elevated Tank Repainting Job Number: [161183.00]	Ray Koenig (708) 478-2090 rkoenig@baxterwoodman.com	7/1/2017	Tank painting completed.	Final punch list items.	None at this time	12/8/2017



Crystal Lake Fire Rescue Department

Monthly Progress Report

October 2017

Office of the Fire Rescue Chief – Paul DeRaedt

Fire Rescue Open House

On Saturday, October 14, The Fire Rescue Department held its annual Open House. While the weather was rainy most of the day, approximately 250 people still attended this year's event.

Activities included displays of fire engines, ambulances, and other emergency equipment, tours of the fire station, Safety House to practice exiting a house fire, and hose drills for children. The Crystal Lake Fire Rescue Department also displayed their firefighting gear, fire extinguisher and home fire sprinkler demonstrations.

Crystal Lake Police, SEECOM, and Nicor also provided safety information to the public in attendance.



Incident Statistics - Battalion Chief William Whyte

Fire Rescue Department Calls for Service

During the month of October 2017, the Crystal Lake Fire Rescue Department responded to 502 calls for service.

Incident Types	Count	% of Incidents
Fire	5	1.00%
Rescue and Emergency Medical Service Incidents	350	69.72%
Hazardous Conditions (No Fire)	20	3.98%
Service Call	44	8.77%
Good Intent Call	22	4.38%
Fire Alarm	60	11.95%
Special Incident	1	0.20%
Total	502	100.00%
Jurisdiction	Count	% of Incidents
City of Crystal Lake	434	86.45%
CL Rural FPD	34	6.77%
Village of Lakewood	17	3.39%
Out of District	17	3.39%
Total	502	100.00%

Fire Prevention Bureau– Bureau Chief Robert Kohley

Life Safety Inspections

In October, the Fire Prevention Bureau completed 56 Life Safety Inspections.

Life Safety Inspections	September	October
Initial Inspections	43	36
Re-Inspections	18	20
Total	61	56

Inspections / Code Enforcement

The Fire Prevention Bureau completed 102 inspections in October. Listed below are the types and amounts completed:

Inspection Type	September	October
Construction / Status	26	32
Fire Alarm	13	14
Sprinkler System	19	21
Hood or Other Suppression	-	-
Life Safety Follow Up /Target Hazard	14	11
Occupancy	4	7
Concerns / Condition Report	1	1
Special Event	8	2
Mobile Food Truck	1	2
Occupant Load	0	12
Total	86	102

Plan Reviews

In October, the Fire Prevention Bureau completed 28 plan reviews. Listed below are the types and amounts completed:

Type of Review	September	October
Building Permit	12	11
Sprinkler System	3	6
Fire Alarm System	8	3
Wet Chemical	-	-
PUD	1	-
SUP	-	-
TUP	-	-
Variation	-	-
Cursory	4	1
FOIA	4	4
County-Residential	-	-
Annexation	-	-
Special Event	1	3
Total	33	28

Training Bureau – Bureau Chief Richard J. Kaiser Jr.

Training Bureau News

In October, shift training focused on the following topics:

- SCBA Donning and Doffing
- MWLCEMS System Protocol Reviews
- School Bus Extrication

Required training included:

- Personal Protective Equipment Inspections
- SCBA Module D – Search and Rescue at McHenry County College Fire Science Tower

Trainings Attended:

The following personnel have attended the listed training for personal development and/or certification:

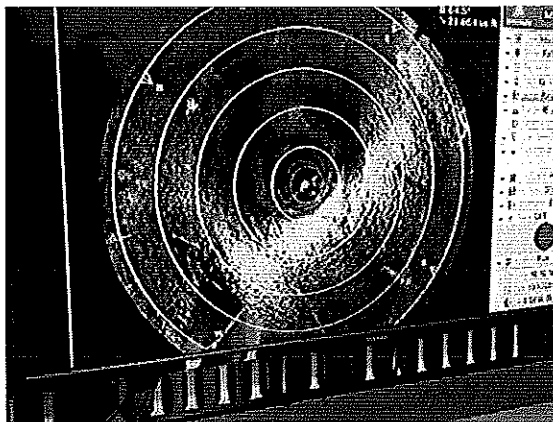
Rope Rescue Technician Class	Lt. Grischow, FF/PMs Borst, Chocie, Kaltenschach, Gualdoni, and Seyl
Pension Trustee Seminar	FF/PM Fowles
Hazmat Technician B Class	FF/PM Gualdoni
Fire Investigator Training	FF/PM Lucas
Open Water Dive Training with the Sonar Team at Three Oaks Recreation Area (see the picture below of the great turnout)	Lts Bedore and Cook, FF/PMs Forsberg, Kauke, Klug, Kownacki, Leuck, Landwer, Marino, Seyl, and D. Williams
Hazmat Team Training	Lt. Grischow, FF/PMs Linneman and Newton
Live Fire Training	BC Whyte, Lts Olsen and Cook, FF/PMs Havemann, Kreher, Linneman, Rosner, and D. Williams
Responding Safer, Together: Law Enforcement Operations on the Fire-ground	BCs Kopera and Kaiser
Sonar Training	Lt. Cook, FF/PM Marino
Confined Space Technician Class	Lt. Volenec, FF/PM Borst, FF/PM Bucheger, FF/PM Kaltenschach, FF/PM Seyl
Bomb Arson Tracking System	Lt. Tamason

(BATS) Training	
Firehouse Education and Training Seminar	BC Whyte
Confined Space Drill	FF/PM Gualdoni
Incident Safety Officer	FF/PM Aiello, FF/PM Pireh
Confined Space Operations Class	FF/PM Chociey
Structural Collapse Technician Class	FF/PM Bucheger, FF/PM Seyl

Dive Rescue Team – Lt. Christopher Bedore

Dive Rescue News

In October, the Crystal Lake Fire Rescue Dive Rescue Team conducted a combined drill with the MABAS 4 & 5 Sonar Team at Three Oaks Recreation Area. Both teams worked together to simulate the rescue of a victim. Crew operations focused on communications between Sonar Technicians and Divers to direct the diver to the victim. Water temperature was in the upper 50's. Divers dove to a depth of approximately 40ft with 5ft of visibility.



Screen shot of sonar signal with divers searching.



CLFR Dive Team with MABAS 4 & 5 Sonar Team

Emergency Medical Services (EMS) – Lieutenant Heidi Olsen

EMS Statistics for October 2017

Transport Service Provided	# of EMS Patients	% of EMS Patients
Advanced Life Support	156	44.07%
Basic Life Support	198	55.93%
Total	354	100.00%
EMS Incident Outcome	# of EMS Patients	% of EMS Patients
Hospital Transport	271	76.55%
Non-Transport	83	23.45%
Other Agency transport	0	0.00%
Total	354	100.00%
Destination	# of EMS Patients	% of EMS Patients
Centegra-Huntley	92	25.99%
Centegra-Woodstock	36	10.17%
Centegra-McHenry	100	28.25%
Good Shepherd	31	8.75%
Sherman	12	3.39%
Other Agency Transport	0	0.00%
Non-Transport	83	23.45%
Total	354	100.00%

Public Education

Listed below is a breakdown of public education events and participants for October 2017:

Type of Education	Number of Events	Total Participants
Block Party	1	18
Blood Pressure Check	1	2
Career Presentation	-	-
Classroom Reading	-	-

Community Event	2	1,400
CPR Class	1	6
Fire Drill	1	995
Fire Extinguisher Demo	7	230
Health Fair	-	-
Open House	1	250
Preschool Talk	6	228
Safety House	-	-
Safety Talks	1	20
Senior Talk	-	-
Station Tour	6	295
Total	27	3,444