

**ONCOLOGY (ONC)
USER MANUAL**



Version 2.2

JUNE 2014

(Revised November 2023)

**Office of Information and Technology (OI&T)
Enterprise Program Management Office**

Revision History

When updates occur, the Title Page lists the new revised date, and this page describes the changes. Bookmarks link the described content changes to its place within manual. There are no bookmarks for format updates. Page numbers change with each update; therefore, they are not included as a reference in the Revision History.

Date	Patch	Description
November 2023	ONC*2.2*18	PT Automatic Case Finding - PTF Search ICD codes to be searched updated DP Delete OncoTrax Patient DS Delete Primary Site/Gp Record The functionality in these options will be removed
June 2023	ONC*2.2*17	UTL Utility Options Module Added UPC Update Oncology Physician Contacts RS Registry Summary Reports The Follow-up report offers two options that meet the ACoS requirements UPC Update Oncology Physician Contacts description added Available Record Layouts added
April 2023	ONC*2.2*16	Appendix A: Edits API
October 2022	ONC*2.2*15	Remove obsolete warnings when completing cases Require more data fields to be entered before accessioning a case Update Site-Specific Data Item (SSDi) fields Add new codes to Extent Of Disease (EOD) and Site Specific Data Item (SSDi) fields Correct TNM Edition number issues Correct Schema ID calculation Correct issues in the Oncology Casefinding reports Update XML Extract reports Update RCRS Report dates to include cases back to 2006
March 2022	ONC*2.2*14	Update the ONCO RCRS Extract Report to XML format Update the NAACCR and SEER Extract Reports to XML format Update the Extract Report options to include Cervix cases Include the Date Initial RX SEER (NAACCR item #1260) in extracts Correct a typo in the 8077/2 Histology description. Add the missing 750 value to the Extent of Disease (EOD) Primary Tumor Code for Sch 00795 Add new field called SCHEMA ID DESCRIPTION (#165.5, #3800.1) to the Abstract
December 2021	ONC*2.2*13	Revised to reflect current record layout (NAACCR Standards Vol II version 2021) and AJCC Edition Staging and related changes Create State/VACCR Data Download and will update Automatic Casefinding – Lab Search , Print Abstract QA , Print Abstract-Extended , Print Complete Abstract and Print QA/Multiple Abstracts reports

		<p>Update Site-Specific Data Item (SSDi) fields</p> <p>Resolved the American Joint Commission on Cancer (AJCC) ID issue for Oropharynx c</p> <p>Remove SYMENC^MXMLUTL Kernel call from ONC code</p> <p>Update Histology code lists and surgery codes</p> <p>Address Extent of Disease (EOD) 2.0 Updates</p> <p>Add 4 new COVID fields and new AJCC 9th Edition Staging fields</p> <p style="padding-left: 40px;">NCDB-SARSCOV2-TEST (#165.5, 3943)</p> <p style="padding-left: 40px;">NCDB-SARSCOV2-POSITIVE (#165.5, 3944)</p> <p style="padding-left: 40px;">NCDB-SARSCOV2-POSITIVE DATE (#165.5, 3945)</p> <p style="padding-left: 40px;">NCDB-SARSCOV2-COVID-19-TX-IMPACT (#165.5, 3946)</p> <p>Update the Lab-Casefinding list for 2021 codes</p> <p>Address Collaborative Stage and Bad Gateway Errors</p>
October 2020	ONC*2.2*12	<p>Revised to reflect changes for version 18D Metafile including updates to Create State/VA Data Download options (Richard Knoepfle)</p>
May 2020	ONC*2.2*10	<p>PF Post/Edit Follow-up</p> <p>Revised to reflect current record layout (NAACCR Standards Vol II version 2018) and AJCC 9th Edition Staging and related changes (Richard Knoepfle)</p> <p>Updated title page, footers, revision history, and table of contents. Updated Facility Oncology Registry Data Standards (FORDS) website Recommended Websites</p> <p>Updated National Cancer Database website Downloading and Installing Genedit</p> <p>Updated NAACCR Standards website</p>

		Veterans_Administration_v18 Edits NAACCR Released 2020 Abstracted By (COC) _SYS AJCC ID (NAACCR) _SYS AJCC ID, Date of Diagnosis (NAACCR) _SYS AJCC ID, Date of Diagnosis, CoC Flag (SEER) _SYS AJCC ID, Primary Site, Histology, Behavior (NAACCR) _SYS AJCC ID, Site, Histo, Age (NAACCR) _SYS AJCC ID, Site, Histo, Sex (NAACCR) _SYS Schema ID (NAACCR) _SYS Schema ID, AJCC ID (NAACCR) _SYS Schema ID, Date of Diagnosis (NAACCR) _SYS Schema ID, Primary Site, Histology, Behavior (NAACCR) _SYS Schema ID, Site, Histo, Sex (NAACCR) Abstracted By (COC) Abstracted By (NAACCR) Abstracted By, Date of Diagnosis (COC) Accession Number, Class of Case, Seq Number (COC) Accession Number--Hosp (COC) Addr at DX--City (COC) Addr at DX--City (NAACCR) Addr at DX--City, Date of Diagnosis (COC) Addr at DX--Country (COC) Addr at DX--Country (NAACCR) Addr at DX--Country, Date of Diagnosis (COC) Addr at DX--Country, Date of Diagnosis (NAACCR) Addr at DX--Country, State (NAACCR) Addr at DX--No/Street (COC) Addr at DX--No/Street (NAACCR) Addr at DX--No/Street, Date of Diagnosis (COC) Addr at DX--Postal Code (NAACCR) Addr at DX--Postal Code, Addr at DX--State (COC) Addr at DX--State (COC) Addr at DX--State (NAACCR) Addr at DX--State, Date of Diagnosis (COC) Addr at DX--State, Postal Code Range (NAACCR) Addr at DX--SupplementI (COC) Addr Current--City (COC) Addr Current--City (NAACCR) Addr Current--City, Date of Diagnosis (COC) Addr Current--Country (COC)
--	--	---

		Addr Current--Country (NAACCR)
		Addr Current--Country, Date of Diagnosis (COC)
		Addr Current--Country, Date of Diagnosis (NAACCR)
		Addr Current--Country, State (NAACCR)
		Addr Current--No/Street (COC)
		Addr Current--No/Street (NAACCR)
		Addr Current--No/Street, Date of Diagnosis (COC)
		Addr Current--Postal Code (COC)
		Addr Current--Postal Code (NAACCR)
		Addr Current--Postal Code, Addr Current--State (COC)
		Addr Current--Postal Code, Date of Diagnosis (COC)
		Addr Current--State (COC)
		Addr Current--State (NAACCR)
		Addr Current--State, Date of Diagnosis (COC)
		Addr Current--SupplementI (COC)
		Adenoid Cystic Basaloid Pattern, Date DX (NAACCR)
		Adenoid Cystic Basaloid Pattern, Schema ID, Required (NAACCR)
		Adenopathy, Date DX (NAACCR)
		Adenopathy, Schema ID, Required (NAACCR)
		AFP Post-Orchiectomy Lab Value, Date DX (NAACCR)
		AFP Post-Orchiectomy Lab Value, Schema ID, Required (NAACCR)
		AFP Post-Orchiectomy Lab Value, Schema ID, Required, CoC Flag (SEER)
		AFP Post-Orchiectomy Range, Date DX (NAACCR)
		AFP Post-Orchiectomy Range, Schema ID, Required (NAACCR)
		AFP Pre-Orchiectomy Lab Value, Date DX (NAACCR)
		AFP Pre-Orchiectomy Lab Value, Schema ID, Required (NAACCR)
		AFP Pre-Orchiectomy Lab Value, Schema ID, Required, CoC Flag (SEER)
		AFP Pre-Orchiectomy Range, Date DX (NAACCR)
		AFP Pre-Orchiectomy Range, Schema ID, Required (NAACCR)
		AFP Pre-Orchiectomy Range, Schema ID, Required, CoC Flag (SEER)
		AFP Pretreatment Interpretation, Date DX (NAACCR)
		AFP Pretreatment Interpretation, Schema ID, Required (NAACCR)
		AFP Pretreatment Interpretation, Schema ID, Required, CoC Flag (SEER)
		AFP Pretreatment Lab Value, Date DX (NAACCR)
		AFP Pretreatment Lab Value, Schema ID, Required (NAACCR)
		AFP Pretreatment Lab Value, Schema ID, Required, CoC Flag (SEER)
		Age at Diagnosis (SEER AGEDX)
		Age at Diagnosis, Text--Usual Industry (NAACCR)
		Age at Diagnosis, Text--Usual Occupation (NAACCR)
		Age, Birth Date, Date of Diagnosis (NAACCR IF13)
		Age, Histologic Type, COD, ICDO3 (SEER IF43)

		Age, Primary Site, Morph ICDO3--Adult (SEER)
		Age, Primary Site, Morph ICDO3--Pediatric (NPCR)
		Age, Primary Site, Morphology ICDO2 (SEER IF15)
		Age, Primary Site, Morphology ICDO3 (SEER IF15)
		AJCC ID, AJCC TNM M (COC)
		AJCC ID, AJCC TNM N (COC)
		AJCC ID, AJCC TNM Stage Group (COC)
		AJCC ID, AJCC TNM T (COC)
		AJCC ID, Site, Histo, Schema Discriminator 1 (NAACCR)
		AJCC ID, Site, Histo, Schema Discriminator 2 (NAACCR)
		AJCC TNM and EOD Items, Type Reporting Source-DCO (NAACCR)
		AJCC TNM Clin M (COC)
		AJCC TNM Clin N (COC)
		AJCC TNM Clin N Suffix (COC)
		AJCC TNM Clin N Suffix, AJCC ID (COC)
		AJCC TNM Clin Stage Group (COC)
		AJCC TNM Clin T (COC)
		AJCC TNM Clin T Suffix (COC)
		AJCC TNM Clin T Suffix, AJCC ID (COC)
		AJCC TNM Clin/Path T (COC)
		AJCC TNM N Suffix, Date of Sentinel Node Biopsy (COC)
		AJCC TNM N, Suffix, Merkel Cell (COC)
		AJCC TNM Path M (COC)
		AJCC TNM Path M1, Clin T, N, Surgery (COC)
		AJCC TNM Path N (COC)
		AJCC TNM Path N Suffix (COC)
		AJCC TNM Path N Suffix, AJCC ID (COC)
		AJCC TNM Path Stage Group (COC)
		AJCC TNM Path T (COC)
		AJCC TNM Path T Suffix (COC)
		AJCC TNM Path T Suffix, AJCC ID (COC)
		AJCC TNM Path, AJCC TNM Clin (COC)
		AJCC TNM Post Therapy M (COC)
		AJCC TNM Post Therapy N (COC)
		AJCC TNM Post Therapy N Suffix (COC)
		AJCC TNM Post Therapy N Suffix, AJCC ID (COC)
		AJCC TNM Post Therapy Stage Group (COC)
		AJCC TNM Post Therapy Stage, RX Dates (COC)
		AJCC TNM Post Therapy T (COC)
		AJCC TNM Post Therapy T Suffix (COC)
		AJCC TNM Post Therapy T Suffix, AJCC ID (COC)

		AJCC TNM, Date of Diagnosis (COC)
		AJCC TNM, Date of Diagnosis, AJCC ID (CCCR)
		AJCC TNM, Date of Diagnosis, CoC Accredited Flag (NPCR)
		AJCC TNM, Date of Diagnosis, CoC Flag (SEER)
		AJCC TNM, TNM Edition Number, AJCC ID (COC)
		AJCC TNM, TNM Edition Number, AJCC ID (SEER)
		AJCC TNM, TNM Edition Number, AJCC ID, CoC Flag (NPCR)
		Ambig Term DX, Date Conclusive DX (SEER IF162)
		Ambiguous Terminology DX (SEER)
		Ambiguous Terminology DX, Date of DX (CCCR)
		Ambiguous Terminology DX, Date of DX (SEER IF157)
		Anemia, Date DX (NAACCR)
		Anemia, Schema ID, Required (NAACCR)
		Archive FIN (COC)
		Archive FIN, Date of Diagnosis (COC)
		Autopsy Only, RX (NPCR)
		Autopsy Only, RX, Schema ID (NPCR)
		B Symptoms, Date DX (NAACCR)
		B Symptoms, Schema ID, Required (NAACCR)
		Behav ICDO2, Date of DX, ICDO2 Conv Flag (SEER IF85)
		Behav ICDO3, Date of DX, ICDO3 Conv Flag (SEER IF87)
		Behavior (73-91) ICD-O-1 (SEER)
		Behavior Code ICDO2, Sequence Number--Hosp (COC)
		Behavior Code ICDO3, Seq Num--Central (SEER IF114)
		Behavior Code ICDO3, Sequence Number--Hosp (COC)
		Behavior ICDO2 (COC)
		Behavior ICDO2, Behavior ICDO3 (SEER IF115)
		Behavior ICDO2, Date of Diagnosis (NAACCR)
		Behavior ICDO2, Histology ICDO2 (NAACCR)
		Behavior ICDO2, Summary Stage 1977 (NAACCR)
		Behavior ICDO3 (COC)
		Behavior ICDO3 Conversion (NAACCR)
		Behavior ICDO3, Date of Diagnosis (NAACCR)
		Behavior ICDO3, Site, Histology ICDO3 (NAACCR)
		Behavior ICDO3, Summary Stage 1977 (NAACCR)
		Behavior ICDO3, Summary Stage 2000 (NAACCR)
		Bilirubin Pretreatment Total Lab Value, Date DX (NAACCR)
		Bilirubin Pretreatment Total Lab Value, Schema ID, Required (NAACCR)
		Bilirubin Pretreatment Total Lab Value, Schema ID, Required, CoC Flag (SEER)
		Bilirubin Pretreatment Unit of Measure, Date DX (NAACCR)
		Bilirubin Pretreatment Unit of Measure, Schema ID, Required (NAACCR)

		Bilirubin Pretreatment Unit of Measure, Schema ID, Required, CoC Flag (SEER)
		Birthplace (SEER POB)
		Birthplace--Country (COC)
		Birthplace--Country (NAACCR)
		Birthplace--Country, Birthplace--State (NAACCR)
		Birthplace--Country, Date of Diagnosis (COC)
		Birthplace--Country, Date of Diagnosis (NAACCR)
		Birthplace--Geocode, Country, State (NAACCR)
		Birthplace--State (COC)
		Birthplace--State (NAACCR)
		Birthplace--State, Date of Diagnosis (COC)
		Birthplace--State, Date of Diagnosis (NAACCR)
		Bladder, RX Hosp--Surg Prim Site, BRM (COC)
		Bladder, RX Summ--Surg Prim Site, BRM (COC)
		Bone Invasion, Date DX (NAACCR)
		Bone Invasion, Schema ID, Required (NAACCR)
		Brain Molecular Markers, Date DX (NAACCR)
		Brain Molecular Markers, Morph--Type&Behav ICD-O-3 (NAACCR)
		Brain Molecular Markers, Schema ID, Required (NAACCR)
		Brain Molecular Markers, Summary Stage 2018 (NAACCR)
		Breast, Nodes Pos/Ex, Scope Nodes, EOD Regional Nodes (SEER)
		Breslow Tumor Thickness, Date DX (NAACCR)
		Breslow Tumor Thickness, Melanoma, Behavior (NAACCR)
		Breslow Tumor Thickness, Melanoma, Summary Stage 2018 (NAACCR)
		Breslow Tumor Thickness, Schema ID, Required (NAACCR)
		CA-125 Pretreatment Interpretation, Date DX (NAACCR)
		CA-125 Pretreatment Interpretation, Schema ID, Required (NAACCR)
		Cancer Status (COC)
		Cancer Status (NAACCR)
		Casefinding Source (NAACCR)
		Casefinding Source, Date of DX (SEER IF153)
		Cause of Death (NAACCR)
		Cause of Death (SEER COD)
		CEA Pretreatment Interpretation, Date DX (NAACCR)
		CEA Pretreatment Interpretation, Schema ID, Required (NAACCR)
		CEA Pretreatment Lab Value, Date DX (NAACCR)
		CEA Pretreatment Lab Value, Schema ID, Required (NAACCR)
		Census Block Group 2000 (NAACCR)
		Census Block Group 2010 (NAACCR)
		Census Block Group 2020 (NAACCR)
		Census Block Grp 1970-90 (NAACCR)

		Census Cod Sys 1970/80/90 (SEER RESSYST)
		Census Cod Sys 1970/80/90, Date of Diag (SEER IF49)
		Census Ind Code 1970-2000 vs. Coding System (NPCR)
		Census Ind Code 2010 CDC (NPCR)
		Census Occ Code 1970-2000 vs. Coding System (NPCR)
		Census Occ Code 2010 CDC (NPCR)
		Census Occ/Ind Sys 70-00 (NPCR)
		Census Tr Cert 1970/80/90 (SEER CENSCERT)
		Census Tr Certainty 2000 (SEER)
		Census Tr Certainty 2000, Date of DX (SEER IF112)
		Census Tr Certainty 2010 (SEER)
		Census Tr Certainty 2020 (NAACCR)
		Census Tr Poverty Indictr (SEER)
		Census Tr Poverty Indictr, Date of DX (NPCR)
		Census Tr Poverty Indictr, Date of DX (SEER)
		Census Tract 1970/80/90 (SEER TRACT)
		Census Tract 1970/80/90, Census Cod Sys (SEER IF45)
		Census Tract 2000 (SEER)
		Census Tract 2000, Date of DX (SEER IF111)
		Census Tract 2000, State, County at DX (NPCR)
		Census Tract 2000, State, County GC 2000 (NAACCR)
		Census Tract 2000, State, County, 2000-2009 (NPCR)
		Census Tract 2010 (SEER)
		Census Tract 2010, State, County at DX (NPCR)
		Census Tract 2010, State, County GC 2010 (NAACCR)
		Census Tract 2010, State, County, 2010-2019 (NPCR)
		Census Tract 2020 (NAACCR)
		Cervix In Situ ICDO3 (SEER IF88)
		Chromosome 19q: Loss of Heterozygosity (LOH), Date DX (NAACCR)
		Chromosome 19q: Loss of Heterozygosity (LOH), Schema ID, Required (NAACCR)
		Chromosome 1p: Loss of Heterozygosity (LOH), Date DX (NAACCR)
		Chromosome 1p: Loss of Heterozygosity (LOH), Schema ID, Required (NAACCR)
		Chromosome 3 Status, Date DX (NAACCR)
		Chromosome 3 Status, Schema ID, Required (NAACCR)
		Chromosome 3 Status, Schema ID, Required, CoC Flag (SEER)
		Chromosome 8q Status, Date DX (NAACCR)
		Chromosome 8q Status, Schema ID, Required (NAACCR)
		Chromosome 8q Status, Schema ID, Required, CoC Flag (SEER)
		Circumferential Resection Margin (CRM), Colon, Surg Prim Site/Margins (NAACCR)
		Circumferential Resection Margin (CRM), Date DX (NAACCR)
		Circumferential Resection Margin (CRM), Schema ID, Required (NAACCR)

		Class of Case (COC)
		Class of Case, Date of 1st Cont, Date of DX (COC)
		Class of Case, RX (COC)
		Class of Case, Type of Reporting Source (NAACCR)
		Class of Case, Prim Site, Hist, Beh, DX (COC)
		Class, Date Diag, Date Last Cont, Vit Stat (COC)
		CoC Accredited Flag (NPCR)
		CoC Accredited Flag, Class of Case (NPCR)
		CoC Accredited Flag, Date DX, Type Report Source (NAACCR)
		COC Coding Sys--Curr, COC Coding Sys--Orig (COC)
		COC Coding Sys--Current (COC)
		COC Coding Sys--Current (NAACCR)
		COC Coding Sys--Current, Date of Diagnosis (NAACCR)
		COC Coding Sys--Original (COC)
		COC Coding Sys--Original, Date of Diagnosis (COC)
		COC Coding Sys--Original, Date of DX (NAACCR)
		Coding System for EOD (SEER EODSYST)
		Comorbid/Compl 1, Secondary DX 1, Date DX (COC)
		Comorbid/Complication 1 - 10 (COC)
		Comorbid/Complication 1, Date DX (COC)
		Comorbid/Complication 10, Date DX (COC)
		Comorbid/Complication 2, Date DX (COC)
		Comorbid/Complication 3, Date DX (COC)
		Comorbid/Complication 4, Date DX (COC)
		Comorbid/Complication 5, Date DX (COC)
		Comorbid/Complication 6, Date DX (COC)
		Comorbid/Complication 7, Date DX (COC)
		Comorbid/Complication 8, Date DX (COC)
		Comorbid/Complication 9, Date DX (COC)
		CompEthn, Date of Diag (SEER IF71)
		Computed Ethnicity (SEER COMPETHN)
		Computed Ethnicity Source (SEER ETHNSRC)
		County (SEER IFCOUNTY)
		County at DX Analysis (NAACCR)
		County at DX Geocode 1970/80/90 (NAACCR)
		County at DX Geocode2000 (NAACCR)
		County at DX Geocode2010 (NAACCR)
		County at DX Geocode2020 (NAACCR)
		County at DX Reported (COC)
		County at DX Reported (NAACCR)
		County at DX Reported (NPCR)

		County at DX Reported, Addr at DX--State (NAACCR)
		County at DX Reported, Date of Diagnosis (COC)
		Creatinine Pretreatment Lab Value, Date DX (NAACCR)
		Creatinine Pretreatment Lab Value, Schema ID, Required (NAACCR)
		Creatinine Pretreatment Lab Value, Schema ID, Required, CoC Flag (SEER)
		Creatinine Pretreatment Unit of Measure, Date DX (NAACCR)
		Creatinine Pretreatment Unit of Measure, Schema ID, Required (NAACCR)
		Creatinine Pretreatment Unit of Measure, Schema ID, Required, CoC Flag (SEER)
		CS Eval Items, Class of Case (CS)
		CS Eval Items, Type of Reporting Source (CS)
		CS Eval Items, Vital Status (CS)
		CS Ext, Histol ICDO3, Breast Schema (CS)
		CS Ext, LN, Mets at DX, SSF 1, Retinoblastoma (CS)
		CS Ext, LN, Mets at DX, SSF 3, Prostate (CS)
		CS Ext, Surg, TS/Ext Eval, Prostate (CS)
		CS Ext, TS/Ext Eval, SSF 1, MelanomaConjunc (CS)
		CS Extension (CS)
		CS Extension Required 2016plus (NAACCR)
		CS Extension, Brain Schema (CS)
		CS Extension, CS Lymph Nodes, CS Mets at DX (CS)
		CS Extension, CS Tumor Size, Breast Schema (CS)
		CS Extension, CS Tumor Size, MycosisFungoides (CS)
		CS Extension, CS Tumor Size, Site, Hist ICDO3 (CS)
		CS Extension, Hematopoietic (CS)
		CS Extension, Hist, Grade, Esophagus Schema (CS)
		CS Extension, Hist, Grade, EsophagusGEJunction (CS)
		CS Extension, Histology, Grade, Thyroid (CS)
		CS Extension, KidneyRenalPelvis Schema (CS)
		CS Extension, Lymphoma Schema (CS)
		CS Extension, Morphology, Bladder ICDO3 (CS)
		CS Extension, Mycosis Fungoides Schema (CS)
		CS Extension, MyelomaPlasmaCellDisorder (CS)
		CS Extension, Primary Site, Behavior ICDO3 (CS)
		CS Extension, Schema (CS)
		CS Extension, SSF 1, Conjunctiva Schema (CS)
		CS Extension, SSF 1, Head and Neck Schemas (CS)
		CS Extension, SSF 1, Lung Schema (CS)
		CS Extension, SSF 1, MelanomaConjunctiva (CS)
		CS Extension, SSF 1, Thyroid Schema (CS)
		CS Extension, SSF 11, MerkelCellVulva Schema (CS)
		CS Extension, SSF 11, Vulva Schema (CS)

		CS Extension, SSF 16, MerkelCell Schemas (CS)
		CS Extension, SSF 16, Scrotum Schema (CS)
		CS Extension, SSF 16, Skin Schema (CS)
		CS Extension, SSF 17, MerkelCell Schemas (CS)
		CS Extension, SSF 17, Penis Schema (CS)
		CS Extension, SSF 18, MerkelCell Schemas (CS)
		CS Extension, SSF 2, Bladder Schema (CS)
		CS Extension, SSF 2, KidneyRenalPelvis (CS)
		CS Extension, SSF 2, Lung Schema (CS)
		CS Extension, SSF 2, MelanomaChoroid (CS)
		CS Extension, SSF 2, MelanomaCiliaryBody (CS)
		CS Extension, SSF 2, Vagina Schema (CS)
		CS Extension, SSF 24, Breast Schema (CS)
		CS Extension, SSF 3, Behavior, Prostate (CS)
		CS Extension, SSF 3, Bladder Schema (CS)
		CS Extension, SSF 3, Breast Schema (CS)
		CS Extension, SSF 3, CorpusCarcinoma Schema (CS)
		CS Extension, SSF 3, Head and Neck Schemas (CS)
		CS Extension, SSF 3, MelanomaChoroid (CS)
		CS Extension, SSF 3, MelanomaCiliaryBody (CS)
		CS Extension, SSF 4, FallopianTube Schema (CS)
		CS Extension, SSF 4, Head and Neck Schemas (CS)
		CS Extension, SSF 4, Vagina Schema (CS)
		CS Extension, SSF 5, CorpusCarcinoma Schema (CS)
		CS Extension, SSF 5, Head and Neck Schemas (CS)
		CS Extension, SSF 5, Testis Schema (CS)
		CS Extension, SSF 6, FallopianTube Schema (CS)
		CS Extension, SSF 6, Head and Neck Schemas (CS)
		CS Extension, SSF 6, Vagina Schema (CS)
		CS Extension, SSF 8, KidneyParenchyma (CS)
		CS Extension, SSF 9, Head and Neck Schemas (CS)
		CS Extension, Surgery, Prostate Schema (CS)
		CS Extension, TS/Ext Eval, Prostate Schema (CS)
		CS Extension, Tumor Size, Lung Schema (CS)
		CS Items - CCCR Required - Non-SSF (CS)
		CS Items - CCCR Required - SSF 1 (CS)
		CS Items - CCCR Required - SSF 10 (CS)
		CS Items - CCCR Required - SSF 11 (CS)
		CS Items - CCCR Required - SSF 12 (CS)
		CS Items - CCCR Required - SSF 13 (CS)
		CS Items - CCCR Required - SSF 14 (CS)

		CS Items - CCCR Required - SSF 15 (CS)
		CS Items - CCCR Required - SSF 16 (CS)
		CS Items - CCCR Required - SSF 17 (CS)
		CS Items - CCCR Required - SSF 18 (CS)
		CS Items - CCCR Required - SSF 19 (CS)
		CS Items - CCCR Required - SSF 2 (CS)
		CS Items - CCCR Required - SSF 20 (CS)
		CS Items - CCCR Required - SSF 21 (CS)
		CS Items - CCCR Required - SSF 22 (CS)
		CS Items - CCCR Required - SSF 23 (CS)
		CS Items - CCCR Required - SSF 24 (CS)
		CS Items - CCCR Required - SSF 3 (CS)
		CS Items - CCCR Required - SSF 4 (CS)
		CS Items - CCCR Required - SSF 5 (CS)
		CS Items - CCCR Required - SSF 6 (CS)
		CS Items - CCCR Required - SSF 7 (CS)
		CS Items - CCCR Required - SSF 8 (CS)
		CS Items - CCCR Required - SSF 9 (CS)
		CS Items - COC Required - Non-SSF (CS)
		CS Items - CoC Required - Non-SSF 2016 (CS)
		CS Items - COC Required - SSF 1 (CS)
		CS Items - COC Required - SSF 10 (CS)
		CS Items - COC Required - SSF 11 (CS)
		CS Items - COC Required - SSF 12 (CS)
		CS Items - COC Required - SSF 13 (CS)
		CS Items - COC Required - SSF 14 (CS)
		CS Items - COC Required - SSF 15 (CS)
		CS Items - COC Required - SSF 16 (CS)
		CS Items - COC Required - SSF 17 (CS)
		CS Items - COC Required - SSF 18 (CS)
		CS Items - COC Required - SSF 19 (CS)
		CS Items - COC Required - SSF 2 (CS)
		CS Items - COC Required - SSF 20 (CS)
		CS Items - COC Required - SSF 21 (CS)
		CS Items - COC Required - SSF 22 (CS)
		CS Items - COC Required - SSF 23 (CS)
		CS Items - COC Required - SSF 24 (CS)
		CS Items - COC Required - SSF 3 (CS)
		CS Items - COC Required - SSF 4 (CS)
		CS Items - COC Required - SSF 5 (CS)
		CS Items - COC Required - SSF 6 (CS)

		CS Items - COC Required - SSF 7 (CS)
		CS Items - COC Required - SSF 8 (CS)
		CS Items - COC Required - SSF 9 (CS)
		CS Items - NPCR Required - Non-SSF (CS)
		CS Items - NPCR Required - SSF 1 (CS) - 2015
		CS Items - NPCR Required - SSF 1 (CS) - 2016+
		CS Items - NPCR Required - SSF 10 (CS) - 2015
		CS Items - NPCR Required - SSF 10 (CS) - 2016+
		CS Items - NPCR Required - SSF 11 (CS) - 2015
		CS Items - NPCR Required - SSF 11 (CS) - 2016+
		CS Items - NPCR Required - SSF 12 (CS)
		CS Items - NPCR Required - SSF 13 (CS) - 2015
		CS Items - NPCR Required - SSF 13 (CS) - 2016+
		CS Items - NPCR Required - SSF 14 (CS) - 2015
		CS Items - NPCR Required - SSF 14 (CS) - 2016+
		CS Items - NPCR Required - SSF 15 (CS) - 2015
		CS Items - NPCR Required - SSF 15 (CS) - 2016+
		CS Items - NPCR Required - SSF 16 (CS) - 2015
		CS Items - NPCR Required - SSF 16 (CS) - 2016+
		CS Items - NPCR Required - SSF 17 (CS)
		CS Items - NPCR Required - SSF 18 (CS)
		CS Items - NPCR Required - SSF 19 (CS)
		CS Items - NPCR Required - SSF 2 (CS) - 2015
		CS Items - NPCR Required - SSF 2 (CS) - 2016+
		CS Items - NPCR Required - SSF 20 (CS)
		CS Items - NPCR Required - SSF 21 (CS)
		CS Items - NPCR Required - SSF 22 (CS)
		CS Items - NPCR Required - SSF 23 (CS)
		CS Items - NPCR Required - SSF 24 (CS)
		CS Items - NPCR Required - SSF 25 (CS) - 2016+
		CS Items - NPCR Required - SSF 3 (CS)
		CS Items - NPCR Required - SSF 4 (CS)
		CS Items - NPCR Required - SSF 5 (CS) - 2015
		CS Items - NPCR Required - SSF 5 (CS) - 2016+
		CS Items - NPCR Required - SSF 6 (CS) - 2015
		CS Items - NPCR Required - SSF 6 (CS) - 2016+
		CS Items - NPCR Required - SSF 7 (CS)
		CS Items - NPCR Required - SSF 8 (CS) - 2015
		CS Items - NPCR Required - SSF 8 (CS) - 2016+
		CS Items - NPCR Required - SSF 9 (CS) - 2015
		CS Items - NPCR Required - SSF 9 (CS) - 2016+

		CS Items - Required for Staging - SSF 1 (NAACCR)
		CS Items - Required for Staging - SSF 10 (NAACCR)
		CS Items - Required for Staging - SSF 11 (NAACCR)
		CS Items - Required for Staging - SSF 12 (NAACCR)
		CS Items - Required for Staging - SSF 13 (NAACCR)
		CS Items - Required for Staging - SSF 14 (NAACCR)
		CS Items - Required for Staging - SSF 15 (NAACCR)
		CS Items - Required for Staging - SSF 16 (NAACCR)
		CS Items - Required for Staging - SSF 17 (NAACCR)
		CS Items - Required for Staging - SSF 18 (NAACCR)
		CS Items - Required for Staging - SSF 19 (NAACCR)
		CS Items - Required for Staging - SSF 2 (NAACCR)
		CS Items - Required for Staging - SSF 20 (NAACCR)
		CS Items - Required for Staging - SSF 21 (NAACCR)
		CS Items - Required for Staging - SSF 22 (NAACCR)
		CS Items - Required for Staging - SSF 23 (NAACCR)
		CS Items - Required for Staging - SSF 24 (NAACCR)
		CS Items - Required for Staging - SSF 3 (NAACCR)
		CS Items - Required for Staging - SSF 4 (NAACCR)
		CS Items - Required for Staging - SSF 5 (NAACCR)
		CS Items - Required for Staging - SSF 6 (NAACCR)
		CS Items - Required for Staging - SSF 7 (NAACCR)
		CS Items - Required for Staging - SSF 8 (NAACCR)
		CS Items - Required for Staging - SSF 9 (NAACCR)
		CS Items - SEER Required - Non-SSF (CS)
		CS Items - SEER Required - SSF 1 (CS)
		CS Items - SEER Required - SSF 10 (CS)
		CS Items - SEER Required - SSF 11 (CS)
		CS Items - SEER Required - SSF 12 (CS)
		CS Items - SEER Required - SSF 13 (CS)
		CS Items - SEER Required - SSF 14 (CS)
		CS Items - SEER Required - SSF 15 (CS)
		CS Items - SEER Required - SSF 16 (CS)
		CS Items - SEER Required - SSF 17 (CS)
		CS Items - SEER Required - SSF 18 (CS)
		CS Items - SEER Required - SSF 19 (CS)
		CS Items - SEER Required - SSF 2 (CS)
		CS Items - SEER Required - SSF 20 (CS)
		CS Items - SEER Required - SSF 21 (CS)
		CS Items - SEER Required - SSF 22 (CS)
		CS Items - SEER Required - SSF 23 (CS)

		CS Items - SEER Required - SSF 24 (CS)
		CS Items - SEER Required - SSF 25 (CS)
		CS Items - SEER Required - SSF 3 (CS)
		CS Items - SEER Required - SSF 4 (CS)
		CS Items - SEER Required - SSF 5 (CS)
		CS Items - SEER Required - SSF 6 (CS)
		CS Items - SEER Required - SSF 7 (CS)
		CS Items - SEER Required - SSF 8 (CS)
		CS Items - SEER Required - SSF 9 (CS)
		CS Items, DX Post 2017 (CS)
		CS Items, DX Pre-2004 (CS)
		CS Items, DX Pre-2004 (SEER)
		CS Items, Type Reporting Source-DCO (CS)
		CS Items, Type Reporting Source-DCO (SEER)
		CS LN, Nodes Eval, SSF 3, MelanomaSkin (CS)
		CS LN, Nodes Eval, SSF 3, MerkelCellPenis (CS)
		CS LN, Nodes Eval, SSF 3, MerkelCellScrotum (CS)
		CS LN, Nodes Eval, SSF 3, MerkelCellSkin (CS)
		CS LN, Nodes Eval, SSF 3, MerkelCellVulva (CS)
		CS LN, RNP, Nodes Eval, SSF 3, MelanomaSkin (CS)
		CS Lymph Nodes (CS)
		CS Lymph Nodes Eval (CS)
		CS Lymph Nodes Eval, Lymph Nodes, Breast Schema (CS)
		CS Lymph Nodes Eval, Nodes Ex (CS)
		CS Lymph Nodes Eval, Schema (CS)
		CS Lymph Nodes, IntracranialGland Schema (CS)
		CS Lymph Nodes, LN Nodes Eval, RNP, Testis (CS)
		CS Lymph Nodes, Lymph Nodes Eval, RNP (CS)
		CS Lymph Nodes, MyelomaPlasmaCellDisorder (CS)
		CS Lymph Nodes, Nodes Pos, ColoAppRectal (CS)
		CS Lymph Nodes, Nodes Pos, MelanomaSkin (CS)
		CS Lymph Nodes, Nodes Pos, MerkelCell Schemas (CS)
		CS Lymph Nodes, Nodes Pos, SSF 3, Breast Schema (CS)
		CS Lymph Nodes, Regional Nodes Positive (CS)
		CS Lymph Nodes, Schema (CS)
		CS Lymph Nodes, SSF 1, Head/Neck Schemas (CS)
		CS Lymph Nodes, SSF 17, Penis (CS)
		CS Lymph Nodes, SSF 3, Nodes Eval, MelanomaSkin (CS)
		CS Lymph Nodes, SSF 3, Nodes Eval, MerkelCell (CS)
		CS Lymph Nodes, SSF 4, 5, Breast Schema (CS)
		CS Mets at DX (CS)

		CS Mets at DX, Colon Schema (CS)
		CS Mets at DX, Lung, Laterality (CS)
		CS Mets at DX, Rectum Schema (CS)
		CS Mets at DX, Schema (CS)
		CS Mets at DX, SSF 20, Breast Schema (CS)
		CS Mets at DX, SSF 4, MelanomaChor/Cil/Iris (CS)
		CS Mets at DX-BBLL, LymphomaOcularAdnexa (CS)
		CS Mets at DX-BBLL, MycosisFungoides (CS)
		CS Mets at DX-Bone (CS)
		CS Mets at DX-Bone, CS Mets at DX (CS)
		CS Mets at DX-Brain (CS)
		CS Mets at DX-Brain, CS Mets at DX (CS)
		CS Mets at DX-Liver (CS)
		CS Mets at DX-Liver, CS Mets at DX (CS)
		CS Mets at DX-Lung (CS)
		CS Mets at DX-Lung, CS Mets at DX (CS)
		CS Mets Eval (CS)
		CS Mets Eval, Mets at DX, CS Version Inp Orig (CS)
		CS Mets Eval, Schema (CS)
		CS Over-ride CS 20, Date of Diagnosis (NPCR)
		CS Over-ride CS 20, Rpt Srce, CS Fields (NPCR)
		CS Over-rides (NPCR)
		CS Reg Nodes Ex, Pos, Site, Hist ICDO3, Report (CS)
		CS Schema, Path Grade System, Grade (CS)
		CS Site-Specific Factor 1 (CS)
		CS Site-Specific Factor 1, Schema (CS)
		CS Site-Specific Factor 1, Schema (SEER)
		CS Site-Specific Factor 2 (CS)
		CS Site-Specific Factor 2, Schema (CS)
		CS Site-Specific Factor 2, Schema (SEER)
		CS Site-Specific Factor 3 (CS)
		CS Site-Specific Factor 3, Schema (CS)
		CS Site-Specific Factor 3, Schema (SEER)
		CS Site-Specific Factor 4 (CS)
		CS Site-Specific Factor 4, Schema (CS)
		CS Site-Specific Factor 5 (CS)
		CS Site-Specific Factor 5, Schema (CS)
		CS Site-Specific Factor 6 (CS)
		CS Site-Specific Factor 6, Schema (CS)
		CS Site-Specific Factor 7 (CS)
		CS Site-Specific Factor 7, Schema (CS)

		CS Site-Specific Factor 8 (CS)
		CS Site-Specific Factor 8, Schema (CS)
		CS Site-Specific Factor 9 (CS)
		CS Site-Specific Factor 9, Schema (CS)
		CS Site-Specific Factor10 (CS)
		CS Site-Specific Factor10, Schema (CS)
		CS Site-Specific Factor10, Schema (SEER)
		CS Site-Specific Factor11 (CS)
		CS Site-Specific Factor11, Schema (CS)
		CS Site-Specific Factor12 (CS)
		CS Site-Specific Factor12, Schema (CS)
		CS Site-Specific Factor13 (CS)
		CS Site-Specific Factor13, Schema (CS)
		CS Site-Specific Factor14 (CS)
		CS Site-Specific Factor14, Schema (CS)
		CS Site-Specific Factor15 (CS)
		CS Site-Specific Factor15, Schema (CS)
		CS Site-Specific Factor16 (CS)
		CS Site-Specific Factor16, Schema (CS)
		CS Site-Specific Factor17 (CS)
		CS Site-Specific Factor17, Schema (CS)
		CS Site-Specific Factor18 (CS)
		CS Site-Specific Factor18, Schema (CS)
		CS Site-Specific Factor19 (CS)
		CS Site-Specific Factor19, Schema (CS)
		CS Site-Specific Factor20 (CS)
		CS Site-Specific Factor20, Schema (CS)
		CS Site-Specific Factor21 (CS)
		CS Site-Specific Factor21, Schema (CS)
		CS Site-Specific Factor22 (CS)
		CS Site-Specific Factor22, Schema (CS)
		CS Site-Specific Factor23 (CS)
		CS Site-Specific Factor23, Schema (CS)
		CS Site-Specific Factor24 (CS)
		CS Site-Specific Factor24, Schema (CS)
		CS Site-Specific Factor25 (CS)
		CS Site-Specific Factor25, Schema (CS)
		CS SSF 1, Behavior, Lung Schema (CS)
		CS SSF 1, Brain, CNSOther, IntracranialGland (CS)
		CS SSF 1, CS SSF 3, Lower GI Schemas (CS)
		CS SSF 1, Extension, Gyn Schemas (CS)

		CS SSF 1, Extension, KidneyParenchyma Schema (CS)
		CS SSF 1, Histol, Urothelial Schemas (CS)
		CS SSF 1, Lymph Nodes, CorpusAdenosarcoma (CS)
		CS SSF 1, Lymph Nodes, CorpusCarcinoma (CS)
		CS SSF 1, Lymph Nodes, CorpusSarcoma (CS)
		CS SSF 1, RX Summ--Surg, Retinoblastoma (SEER)
		CS SSF 1, RX Summ--Surg, Retinoblastoma Schema (CS)
		CS SSF 1, Skin/Scrotum/Merkel Cell Schemas (CS)
		CS SSF 1, SSF 2, Prostate Schema (CS)
		CS SSF 1, SSF 2, SSF 15, SSF 16, Breast (CS)
		CS SSF 1, Surg, DX/Stg, Sarcomas (CS)
		CS SSF 1, Surg, DX/Stg, Skin/Scrotum/Merkel (CS)
		CS SSF 1, Surg, Sarcomas (CS)
		CS SSF 1, Surg, Skin/Scrotum/Merkel (CS)
		CS SSF 1, Surg, Urothelial Schemas (CS)
		CS SSF 1, Surgery, KidneyParenchyma Schema (CS)
		CS SSF 1, TS/Ext Eval, Retinoblastoma Schema (CS)
		CS SSF 1, Upper GI Schemas (CS)
		CS SSF 1-9, Head and Neck Schemas (CS)
		CS SSF 10, Lymph Nodes, Vulva Schema (CS)
		CS SSF 10, SSF 11, Breast (CS)
		CS SSF 10, SSF 11, Surgery, DX/Stg, Breast (CS)
		CS SSF 10, SSF 16, Testis (CS)
		CS SSF 11, GISTAppendix, Colon, Rectum (CS)
		CS SSF 11, Lip/OralCavity/Nasal Schemas (CS)
		CS SSF 11, Lymph Nodes, Vulva (CS)
		CS SSF 11, Surg, Appendix Schema (CS)
		CS SSF 11, Surg, DX/Stg Proc, Appendix Schema (CS)
		CS SSF 11, Surg, DX/Stg Proc, Skin Schema (CS)
		CS SSF 11, Surg, Skin Schema (CS)
		CS SSF 12, SSF 13, Breast (CS)
		CS SSF 12, SSF 13, Prostate Schema (CS)
		CS SSF 12, SSF 13, Surgery, DX/Stg, Breast (CS)
		CS SSF 12, SSF 13, Testis (CS)
		CS SSF 13, Extension, Prostate Schema (CS)
		CS SSF 14, SSF 15, Testis (CS)
		CS SSF 14, Surgery, DX/Stg, Breast (CS)
		CS SSF 15, SSF 9, 11, 13, 14, Breast (CS)
		CS SSF 16, MerkelCell Schemas (CS)
		CS SSF 16, Skin and Scrotum Schemas (CS)
		CS SSF 17, MerkelCell Schemas (CS)

		CS SSF 18, MerkelCell Schemas (CS)
		CS SSF 2, Dx Conf, KidneyRenalPelvis (CS)
		CS SSF 2, Ext, KidneyRenalPelvis (CS)
		CS SSF 2, Extension, KidneyParenchyma Schema (CS)
		CS SSF 2, Extension, Ovary Schema (CS)
		CS SSF 2, LN, LN Eval, RNP, SmallIntestine (CS)
		CS SSF 2, Lower GI Schemas (CS)
		CS SSF 2, Lymph Nodes, Bladder (CS)
		CS SSF 2, Lymph Nodes, Ovary (CS)
		CS SSF 2, Lymph Nodes, PeritoneumFemaleGen (CS)
		CS SSF 2, Lymph Nodes, Vagina (CS)
		CS SSF 2, Mets at DX, Vagina (CS)
		CS SSF 2, MyelomaPlasmaCellDisorder (CS)
		CS SSF 2, RX Summ--Surg, DX/Stg, Pleura (CS)
		CS SSF 2, RX Summ--Surg, Oth, DX/Stg, Lung (CS)
		CS SSF 2, RX Summ--Surg, Pleura (CS)
		CS SSF 2, SSF 3, Vagina (CS)
		CS SSF 2, Surg, KidneyRenalPelvis (CS)
		CS SSF 2, Surgery, KidneyParenchyma Schema (CS)
		CS SSF 21, TS/Ext Eval, LN Eval, Breast (CS)
		CS SSF 22, SSF 23, Breast (CS)
		CS SSF 22, SSF 23, Surgery, DX/Stg, Breast (CS)
		CS SSF 25, PeritoneumFemaleGen (CS)
		CS SSF 25, PeritoneumFemaleGen (SEER)
		CS SSF 3, Breast Schema (CS)
		CS SSF 3, Extension, KidneyParenchyma Schema (CS)
		CS SSF 3, Lymph Nodes, Bladder (CS)
		CS SSF 3, Mets at Dx, KidneyParenchyma Schema (CS)
		CS SSF 3, MyelomaPlasmaCellDisorder (CS)
		CS SSF 3, RX Summ--Scope Reg LN Sur, Vagina (CS)
		CS SSF 3, RX Summ--Surg, Prostate (SEER)
		CS SSF 3, RX Summ--Surg, Prostate Schema (CS)
		CS SSF 3, RX Summ--SurgMargins, Prost Schema (CS)
		CS SSF 3, SSF 4, Prostate Schema (CS)
		CS SSF 3, TS/Ext Eval, Prostate Schema (CS)
		CS SSF 4, 5, 6, MelanomaSkin (CS)
		CS SSF 4, CS SSF 5, Liver Schema (CS)
		CS SSF 4, LymphNodes, NodesPos, ColoRectal (CS)
		CS SSF 4, Mets at DX, Vagina (CS)
		CS SSF 4, RX Summ--Surg, Testis Schema (CS)
		CS SSF 4, SSF 5, Vagina (CS)

		CS SSF 4, Surg, DX/Stg, KidneyParenchyma (CS)
		CS SSF 4, Surgery, KidneyParenchyma Schema (CS)
		CS SSF 5, GISTPeritoneum (CS)
		CS SSF 5, Lymph Nodes, Testis (CS)
		CS SSF 5, RX Summ--Surg, ColoRectal (CS)
		CS SSF 5, SSF 7, RX Summ--Surg Other, Vagina (CS)
		CS SSF 6, Breast Schema (CS)
		CS SSF 6, CS SSF 7, Liver Schema (CS)
		CS SSF 6, GISTEsoph, SmallIntest, Stomach (CS)
		CS SSF 6, Histology, KidneyParenchyma Schema (CS)
		CS SSF 6, Mets at DX, Vagina (CS)
		CS SSF 6, RX Summ--Surg, ColoRectal (CS)
		CS SSF 6, SSF 12, Testis (CS)
		CS SSF 6, SSF 7, Testis (CS)
		CS SSF 6, SSF 7, Vagina (CS)
		CS SSF 6, Tumor Size, Breast Schema (CS)
		CS SSF 7, 8, 12, 13, Prostate Schema (CS)
		CS SSF 7, MelanomaSkin (CS)
		CS SSF 7, SSF 13, Testis (CS)
		CS SSF 7, SSF 8, Prostate Schema (CS)
		CS SSF 8, CS SSF 9, Breast (CS)
		CS SSF 8, CS SSF 9, Surgery, DX/Stg, Breast (CS)
		CS SSF 8, Lymph Nodes, KidneyParenchyma (CS)
		CS SSF 8, RX Summ--Surg, ColoRectal (CS)
		CS SSF 8, RX Summ--Surg, DX/Stg, ColoRectal (CS)
		CS SSF 8, SSF 10, Grade, Prostate (SEER)
		CS SSF 8, SSF 14, Testis (CS)
		CS SSF 8, SSF 9, Testis (CS)
		CS SSF 9, Head and Neck Schemas (CS)
		CS SSF 9, SSF 10, Prostate Schema (CS)
		CS SSF 9, SSF 15, Testis (CS)
		CS SSF 9, Surgery, HeadNeck Schemas (CS)
		CS SSF 9, Surgery, MelanomaChor/Cil/Iris (CS)
		CS TS/Ext Eval, Surg/Rad Seq, Prostate (CS)
		CS TS/Ext Eval, Surgery, Bladder Schema (CS)
		CS TS/Ext Eval, Surgery, Prostate Schema (CS)
		CS TS/Ext Eval, Sys/Surg Seq, Prostate (CS)
		CS Tumor Size (CS)
		CS Tumor Size, Schema (CS)
		CS Tumor Size, Site, Histol ICDO3 (CS)
		CS Tumor Size, SSF 1, MelanomaConjunctiva (CS)

		CS Tumor Size/Ext Eval (CS)
		CS Tumor Size/Ext Eval, Schema (CS)
		CS Validate Schema (CS)
		CS Validate Schema (NPCR)
		CS Verify CStage Version 0205xx (CS)
		CS Version Derived (CS)
		CS Version Input Current (CS)
		CS Version Input Current, CS Version Derived (CS)
		CS Version Input Original (CS)
		CS Version Input Original, CS Version Derived (CS)
		CS Version Input Original, Version Input Curr (CS)
		Date 1st Crs RX COC (COC)
		Date 1st Crs RX COC Flag (NAACCR)
		Date 1st Crs RX COC, Date Flag (COC)
		Date 1st Crs RX COC, Date Flag (NPCR)
		Date 1st Crs RX COC, Date Initial RX SEER (NPCR)
		Date 1st Crs RX COC, Date of Diagnosis (COC)
		Date 1st Crs RX COC, Date of Last Contact (COC)
		Date 1st Crs RX COC, Dates of RX (COC)
		Date 1st Crs RX COC, Dates of RX (NAACCR)
		Date Case Completed (NAACCR DATEEDIT)
		Date Case Completed, Date of Diagnosis (NAACCR)
		Date Case Completed--CoC (COC)
		Date Case Completed--CoC, Date of Diagnosis (COC)
		Date Case Initiated (NAACCR)
		Date Case Last Changed (NAACCR)
		Date Case Report Exported (NAACCR DATEEDIT)
		Date Case Report Loaded (NAACCR DATEEDIT)
		Date Case Report Received (NAACCR DATEEDIT)
		Date Conclusive DX (SEER)
		Date Conclusive DX Flag (NAACCR)
		Date Conclusive DX, Date Flag (NAACCR)
		Date Conclusive DX, Date of DX (CCCR)
		Date Conclusive DX, Date of DX (SEER IF164)
		Date Initial RX SEER (NAACCR)
		Date Initial RX SEER Flag (NAACCR)
		Date Initial RX SEER, Ca Dir RX 2003 (SEER IF180)
		Date Initial RX SEER, Ca Dir RX 98-02 (SEER IF179)
		Date Initial RX SEER, Ca Dir RX Pre-98 (SEER IF34)
		Date Initial RX SEER, Ca Dir RX, Schema ID (SEER)
		Date Initial RX SEER, Date Flag (NAACCR)

		Date Initial RX SEER, Date Flag (NPCR)
		Date Initial RX SEER, Date Last Cont (NAACCR IF35)
		Date Initial RX SEER, Date of DX (NAACCR IF18)
		Date of 1st Contact (COC)
		Date of 1st Contact Flag (NAACCR)
		Date of 1st Contact, Date Flag (NAACCR)
		Date of Birth (NAACCR)
		Date of Birth Flag (NAACCR)
		Date of Birth, Date Flag (NAACCR)
		Date of Birth, Date of Diagnosis (NAACCR IF47)
		Date of Death Canada, Date Flag (CCCR)
		Date of Death--Canada (CCCR)
		Date of Death--Canada, Vital Status (NAACCR)
		Date of Death--CanadaFlag (NAACCR)
		Date of Diagnosis (NAACCR DATEEDIT)
		Date of Diagnosis Flag (NAACCR)
		Date of Diagnosis, Date Flag (NAACCR)
		Date of Diagnosis, EOD Coding Sys, EOD (SEER IF33)
		Date of Diagnosis, Required (NAACCR)
		Date of Inpt Adm (NAACCR)
		Date of Inpt Adm Flag (NAACCR)
		Date of Inpt Adm, Date Flag (NAACCR)
		Date of Inpt Disch (NAACCR)
		Date of Inpt Disch Flag (NAACCR)
		Date of Inpt Disch, Date Flag (NAACCR)
		Date of Last Cancer (tumor) Status (COC)
		Date of Last Cancer (tumor) Status Flag (COC)
		Date of Last Cancer (tumor) Status, Date 1st Crs RX COC (COC)
		Date of Last Cancer (tumor) Status, Date Flag (COC)
		Date of Last Cancer (tumor) Status, Date Flag, Class, Date DX (COC)
		Date of Last Cancer (tumor) Status, Date Last Contact (COC)
		Date of Last Cancer (tumor) Status, Date of 1st Contact (COC)
		Date of Last Cancer (tumor) Status, Date of Diagnosis (COC)
		Date of Last Cancer (tumor) Status, Recurrence Date--1st (COC)
		Date of Last Contact (NAACCR DATEEDIT)
		Date of Last Contact Flag (NAACCR)
		Date of Last Contact, Cause of Death (SEER IF12)
		Date of Last Contact, Date Flag (NAACCR)
		Date of Last Contact, Date of Diag (NAACCR IF19)
		Date of Mult Tum, Lymphoma/Leukem/Unk Site (NAACCR)
		Date of Mult Tumors (SEER)

		Date of Mult Tumors Flag (NAACCR)
		Date of Mult Tumors, Date Flag (NAACCR)
		Date of Mult Tumors, Date of DX (CCCR)
		Date of Mult Tumors, Date of DX (SEER IF165)
		Date of Sentinel Lymph Node Biopsy (COC)
		Date of Sentinel Lymph Node Biopsy Flag (COC)
		Date of Sentinel Lymph Node Biopsy Flag, RX Summ Scope Reg LN Sur (COC)
		Date of Sentinel Lymph Node Biopsy, Date Flag (COC)
		Date of Sentinel Lymph Node Biopsy, Date Last Contact (COC)
		Date of Sentinel Lymph Node Biopsy, Date of 1st Contact, Class of Case (COC)
		Date of Sentinel Lymph Node Biopsy, Date of Diagnosis (COC)
		Date of Sentinel Lymph Node Biopsy, Schema ID, Date DX (COC)
		Date of Sentinel Lymph Node Biopsy, Schema ID, Date DX (SEER)
		Date Regional Lymph Node Dissection (COC)
		Date Regional Lymph Node Dissection Flag (COC)
		Date Regional Lymph Node Dissection, Date Flag (COC)
		Date Regional Lymph Node Dissection, Date Flag, Date DX (COC)
		Date Regional Lymph Node Dissection, Date Flag, Date DX, CoC Flag (SEER)
		Date Regional Lymph Node Dissection, Date Last Contact (COC)
		Date Regional Lymph Node Dissection, Date of 1st Contact, Class of Case (COC)
		Date Regional Lymph Node Dissection, Date of Diagnosis (COC)
		Date Regional Lymph Node Dissection, RX Date Surgery (NAACCR)
		Date Regional Lymph Node Dissection, RX Date Surgery, CoC Flag (SEER)
		Date Tumor Record Availbl (NAACCR DATEEDIT)
		DC State File Number, Vital Status (NAACCR)
		Death Certificate Only, RX (NPCR)
		Derived AJCC--Flag (CS)
		Derived AJCC--Flag, Derived AJCC (COC)
		Derived AJCC--Flag, Derived AJCC (SEER)
		Derived AJCC-6 M (CS)
		Derived AJCC-6 M Descriptor (CS)
		Derived AJCC-6 N (CS)
		Derived AJCC-6 N Descriptor (CS)
		Derived AJCC-6 Stage Group (CS)
		Derived AJCC-6 T (CS)
		Derived AJCC-6 T Descriptor (CS)
		Derived AJCC-7 M (CS)
		Derived AJCC-7 M Descriptor (CS)
		Derived AJCC-7 N (CS)
		Derived AJCC-7 N Descript (CS)
		Derived AJCC-7 Stage Group (CS)

		Derived AJCC-7 T (CS)
		Derived AJCC-7 T Descript (CS)
		Derived CS Items, Date of DX (CCCR)
		Derived CS Items, Date of DX (COC)
		Derived CS Items, Date of DX (NPCR)
		Derived CS Items, Date of DX (SEER)
		Derived CS Items, DX Post 2017 (CS)
		Derived CS Items, DX Pre-2004 (CS)
		Derived EOD 2018 M (SEER)
		Derived EOD 2018 N (SEER)
		Derived EOD 2018 Stage Group (SEER)
		Derived EOD 2018 T (SEER)
		Derived EOD 2018, Date of DX (SEER)
		Derived SEER Clin Stg Grp (SEER)
		Derived SEER Cmb M Src (SEER)
		Derived SEER Cmb N Src (SEER)
		Derived SEER Cmb Stg Grp (SEER)
		Derived SEER Cmb T Src (SEER)
		Derived SEER Combined M (SEER)
		Derived SEER Combined N (SEER)
		Derived SEER Combined T (SEER)
		Derived SEER Path Stg Grp (SEER)
		Derived SS1977 (CS)
		Derived SS1977--Flag (CS)
		Derived SS1977--Flag, Derived SS1977 (CS)
		Derived SS2000 (CS)
		Derived SS2000, Behavior ICDO3 (CS)
		Derived SS2000--Flag (CS)
		Derived SS2000--Flag, Derived SS2000 (CS)
		Derived Summary Stage 2018 (SEER)
		Derived Summary Stage 2018, Date of DX (SEER)
		Derived Summary Stage 2018, Schema ID (SEER)
		Diagnostic Confirm, Seq Num--Central (SEER IF23)
		Diagnostic Confirm, Seq Num--Hosp (COC)
		Diagnostic Confirmation (SEER DXCONF)
		Diagnostic Confirmation, Behavior ICDO2 (SEER IF31)
		Diagnostic Confirmation, Behavior ICDO3 (SEER IF31)
		Diagnostic Confirmation, Date of Diag (SEER IF55)
		Diagnostic Confirmation, Histology ICDO2 (SEER IF48)
		Diagnostic Confirmation, Histology ICDO3 (SEER IF48)
		Diagnostic Proc 73-87 (SEER DXINFO)

		Edit Over-rides (NAACCR)
		Edit Over-rides (SEER REVIEWFL)
		EDP MDE Link (NPCR)
		EDP MDE Link Date (NPCR)
		EDP MDE Link, Date, Primary Site (NPCR)
		EDP MDE Link, EDP MDE Link Date (NPCR)
		EOD Mets (SEER)
		EOD Mets, Type of Reporting Source (SEER)
		EOD Primary Tumor (SEER)
		EOD Regional Nodes (SEER)
		EOD Regional Nodes, Regional Nodes Positive (SEER)
		EOD--Ext Prost Path,RX Summ--Surg Prim Site (SEER)
		EOD--Ext Prost Path,RX Summ--Surg Sit 98-02 (SEER)
		EOD--Extension (SEER)
		EOD--Extension Prost Path (SEER)
		EOD--Extension Prost Path, Prim Site, ICDO2 (NAACCR)
		EOD--Extension Prost Path, Prim Site, ICDO3 (NAACCR)
		EOD--Extension, Primary Site, ICDO3 (NAACCR)
		EOD--Lymph Node Involv (SEER)
		EOD--Lymph Node Involv, Prim Site, ICDO3 (NAACCR)
		EOD--Lymph Node Involv, Reg Nodes Pos,ICDO2 (NAACCR)
		EOD--Lymph Node Involv, Reg Nodes Pos,ICDO3 (NAACCR)
		EOD--Old 13 digit (SEER)
		EOD--Old 13 digit, Primary Site (SEER IF2613DG)
		EOD--Old 13 digit, Primary Site, Hist (SEER IF01)
		EOD--Old 2 digit (SEER)
		EOD--Old 2 digit, Morphology (SEER IF26NSPC)
		EOD--Old 2 digit, Primary Site (SEER IF262DIG)
		EOD--Old 4 digit (SEER IF264DIG_P1)
		EOD--Old 4 digit_2, Size (SEER IF264DIG_P2)
		EOD--Old 4 digit_3, Extension-In Situ (SEER IF264DIG_P3)
		EOD--Old 4 digit_4, Extension-Malig (SEER IF264DIG_P4)
		EOD--Old 4 digit_5, LymphNodes-In Situ (SEER IF264DIG_P5)
		EOD--Old 4 digit_6, LymphNodes-Malig (SEER IF264DIG_P6)
		EOD--Reg Nodes Ex,ReNodes Pos, Site, ICDO2 (NAACCR)
		EOD--Reg Nodes Ex,ReNodes Pos, Site, ICDO3 (NAACCR)
		EOD--Tumor Size (COC)
		EOD--Tumor Size, Date of Diagnosis (COC)
		EOD--Tumor Size, Primary Site, ICDO3 (NAACCR)
		EOD2018, Date of Diagnosis (SEER)
		ER Summary, Breast, ER Percent (NAACCR)

		ER Summary, Breast, ER Percent, CoC Flag (SEER)
		Esophagus and EGJ Tumor Epicenter, Date DX (NAACCR)
		Esophagus and EGJ Tumor Epicenter, Schema ID, Required (NAACCR)
		Estrogen Receptor Percent Positive or Range, Date DX (NAACCR)
		Estrogen Receptor Percent Positive or Range, Schema ID, Required (NAACCR)
		Estrogen Receptor Percent Positive or Range, Schema ID, Required, CoC Flag (SEER)
		Estrogen Receptor Summary, Date DX (NAACCR)
		Estrogen Receptor Summary, Schema ID, Required (NAACCR)
		Estrogen Receptor Total Allred Score, Date DX (NAACCR)
		Estrogen Receptor Total Allred Score, Schema ID, Required (NAACCR)
		Estrogen Receptor Total Allred Score, Schema ID, Required, CoC Flag (SEER)
		EthnSrc, Date of Diag (SEER IF72)
		Extent of Disease 12-Digit ICDO3 (SEER IF26E98)
		Extranodal Extension Clin (non-Head and Neck), Date DX (NAACCR)
		Extranodal Extension Clin (non-Head and Neck), Schema ID, Required (NAACCR)
		Extranodal Extension Clin (non-Head and Neck), Schema ID, Required, CoC Flag (SEER)
		Extranodal Extension Head and Neck Clin/Path, EOD Regional Nodes, CoC Flag (SEER)
		Extranodal Extension Head and Neck Clin/Path, Summary Stage 2018 (NAACCR)
		Extranodal Extension Head and Neck Clin/Path, Summary Stage 2018, CoC Flag (SEER)
		Extranodal Extension Head and Neck Clinical, Date DX (NAACCR)
		Extranodal Extension Head and Neck Clinical, Schema ID, Required (NAACCR)
		Extranodal Extension Head and Neck Clinical, Schema ID, Required, CoC Flag (SEER)
		Extranodal Extension Head and Neck Path, EOD Regional Nodes (SEER)
		Extranodal Extension Head and Neck Path, Reg Nodes Pos/Ex (NAACCR)
		Extranodal Extension Head and Neck Path, Summary Stage 2018 (NAACCR)
		Extranodal Extension Head and Neck Pathological, Date DX (NAACCR)
		Extranodal Extension Head and Neck Pathological, Schema ID, Required (NAACCR)
		Extranodal Extension Path (non-Head and Neck), Date DX (NAACCR)
		Extranodal Extension Path (non-Head and Neck), Reg Nodes Pos/Ex (NAACCR)
		Extranodal Extension Path (non-Head and Neck), Reg Nodes Pos/Ex, CoC Flag (SEER)
		Extranodal Extension Path (non-Head and Neck), Schema ID, Required (NAACCR)
		Extranodal Extension Path (non-Head and Neck), Schema ID, Required, CoC Flag (SEER)
		Extranodal Extension, Merkel Cell, EOD Regional Nodes, CoC Flag (SEER)
		Extranodal Extension, Merkel Cell, Summary Stage 2018 (NAACCR)
		Extranodal Extension, Merkel Cell, Summary Stage 2018, CoC Flag (SEER)
		Extranodal Extension, Penis, EOD Regional Nodes, CoC Flag (SEER)
		Extranodal Extension, Penis, Summary Stage 2018 (NAACCR)
		Extranodal Extension, Penis, Summary Stage 2018, CoC Flag (SEER)
		Extravascular Matrix Patterns, Date DX (NAACCR)
		Extravascular Matrix Patterns, Schema ID, Required (NAACCR)
		Extravascular Matrix Patterns, Schema ID, Required, CoC Flag (SEER)

		Fibrosis Score, Date DX (NAACCR)
		Fibrosis Score, Schema ID, Required (NAACCR)
		Fibrosis Score, Schema ID, Required, CoC Flag (SEER)
		FIGO Stage, Behavior (NAACCR)
		FIGO Stage, Date DX (NAACCR)
		FIGO Stage, Gynecologic, EOD Primary Tumor (SEER)
		FIGO Stage, Gynecologic, Schema ID (NAACCR)
		FIGO Stage, Schema ID, Required (NAACCR)
		FIGO Stage, Summary Stage 2018 (NAACCR)
		Follow-Up Contact--City (SEER)
		Follow-Up Contact--Name (SEER)
		Follow-Up Contact--No/St (SEER)
		Follow-Up Contact--Postal (SEER)
		Follow-Up Contact--State (SEER)
		Follow-Up Contact--Suppl (SEER)
		Follow-Up Source (COC)
		Follow-Up Source (NAACCR)
		Follow-up Source Central (NAACCR)
		Follow-up Source Central, Date of DX (NPCR)
		Follow-Up Source Central, Vital Status (NPCR)
		Follow-Up Source, Date of Diagnosis (COC)
		Follow-Up Source, Vital Status (COC)
		Following Registry (COC)
		Following Registry (NAACCR)
		Following Registry, Date of Diagnosis (COC)
		Followup Contact--Country (NAACCR)
		Followup Contact--Country, Date of Diag (NAACCR)
		GeolocationID - 1970/80/90 (NAACCR)
		GeolocationID - 2000 (NAACCR)
		GeolocationID - 2010 (NAACCR)
		GeolocationID - 2020 (NAACCR)
		Gestational Trophoblastic Prognostic Scoring Index, AJCC TNM Stage (NAACCR)
		Gestational Trophoblastic Prognostic Scoring Index, Date DX (NAACCR)
		Gestational Trophoblastic Prognostic Scoring Index, Schema ID, Required (NAACCR)
		GIS Coordinate Quality (NAACCR)
		Gleason Patterns Clinical, Date DX (NAACCR)
		Gleason Patterns Clinical, Grade Clinical (NAACCR)
		Gleason Patterns Clinical, Schema ID, Required (NAACCR)
		Gleason Patterns Pathological, Date DX (NAACCR)
		Gleason Patterns Pathological, Grade Pathological (NAACCR)
		Gleason Patterns Pathological, Prostate Pathological Extension (SEER)

		Gleason Patterns Pathological, Schema ID, Required (NAACCR)
		Gleason Patterns/Score Clinical, RX Summ--DX/Stg Proc (NAACCR)
		Gleason Patterns/Score, Clin/Path (NAACCR)
		Gleason Patterns/Score, Clin/Path, CoC Flag (SEER)
		Gleason Score Clinical, Date DX (NAACCR)
		Gleason Score Clinical, Grade Clinical (NAACCR)
		Gleason Score Clinical, Grade Clinical, CoC Flag (SEER)
		Gleason Score Clinical, Schema ID, Required (NAACCR)
		Gleason Score Clinical, Schema ID, Required, CoC Flag (SEER)
		Gleason Score Pathological, Date DX (NAACCR)
		Gleason Score Pathological, Grade Pathological (NAACCR)
		Gleason Score Pathological, Grade Pathological, CoC Flag (SEER)
		Gleason Score Pathological, Schema ID, Required (NAACCR)
		Gleason Score Pathological, Schema ID, Required, CoC Flag (SEER)
		Gleason Tertiary Pattern, Date DX (NAACCR)
		Gleason Tertiary Pattern, Schema ID, Required (NAACCR)
		Gleason Tertiary Pattern, Schema ID, Required, CoC Flag (SEER)
		Grade (73-91) ICD-O-1 (SEER)
		Grade (CCCR)
		Grade (COC)
		Grade Clin, Grade Path (NAACCR)
		Grade Clin,Path,PostTX, Date of Diagnosis (NAACCR)
		Grade Clinical (NAACCR)
		Grade Path System (COC)
		Grade Path System, Grade Path Value, Grade (COC)
		Grade Path Value (COC)
		Grade Path, Grade Post Therapy (NAACCR)
		Grade Path, Grade Post Therapy, Post Therapy Stage (NAACCR)
		Grade Pathological (NAACCR)
		Grade Pathological, Post Therapy, RX Summ--Prim Site Surg (NAACCR)
		Grade Post Therapy (NAACCR)
		Grade Post Therapy, Gleason Patterns Pathological (NAACCR)
		Grade Post Therapy, Gleason Score Pathological, Tertiary Pattern (NAACCR)
		Grade Post Therapy, Gleason Score Pathological, Tertiary Pattern, CoC Flag (SEER)
		Grade, Date of Diagnosis (COC)
		Grade, Lymphoma Ocular Adnexa, Histologic Type ICD-O-3 (NAACCR)
		Grade, Ovary/PPC/FT, Behavior ICD-O-3 (NAACCR)
		Grade, Schema ID (NAACCR)
		hCG Post-Orchiectomy Lab Value, Date DX (NAACCR)
		hCG Post-Orchiectomy Lab Value, Schema ID, Required (NAACCR)
		hCG Post-Orchiectomy Lab Value, Schema ID, Required, CoC Flag (SEER)

		hCG Post-Orchiectomy Range, Date DX (NAACCR)
		hCG Post-Orchiectomy Range, Schema ID, Required (NAACCR)
		hCG Pre-Orchiectomy Lab Value, Date DX (NAACCR)
		hCG Pre-Orchiectomy Lab Value, Schema ID, Required (NAACCR)
		hCG Pre-Orchiectomy Lab Value, Schema ID, Required, CoC Flag (SEER)
		hCG Pre-Orchiectomy Range, Date DX (NAACCR)
		hCG Pre-Orchiectomy Range, Schema ID, Required (NAACCR)
		Hemato ICDO2, Summ Stg 1977, Class of Case (NAACCR)
		Hemato ICDO2, Summ Stg 1977, Type Rpt Srce (NAACCR)
		Hemato ICDO3, Summ Stg 1977 (NAACCR)
		Hematopoietic, TNM, ICDO2 (NAACCR)
		Hematopoietic, TNM, ICDO3 (COC)
		Hematopoietic, TNM, ICDO3 (NAACCR)
		HER2 IHC Summary, Date DX (NAACCR)
		HER2 IHC Summary, Schema ID, Required (NAACCR)
		HER2 IHC Summary, Schema ID, Required, CoC Flag (SEER)
		HER2 ISH Dual Probe Copy Number, Date DX (NAACCR)
		HER2 ISH Dual Probe Copy Number, Schema ID, Required (NAACCR)
		HER2 ISH Dual Probe Copy Number, Schema ID, Required, CoC Flag (SEER)
		HER2 ISH Dual Probe Ratio, Date DX (NAACCR)
		HER2 ISH Dual Probe Ratio, Schema ID, Required (NAACCR)
		HER2 ISH Dual Probe Ratio, Schema ID, Required, CoC Flag (SEER)
		HER2 ISH Single Probe Copy Number, Date Dx (NAACCR)
		HER2 ISH Single Probe Copy Number, Schema ID, Required (NAACCR)
		HER2 ISH Single Probe Copy Number, Schema ID, Required, CoC Flag (SEER)
		HER2 ISH Summary, Date DX (NAACCR)
		HER2 ISH Summary, Schema ID, Required (NAACCR)
		HER2 ISH Summary, Schema ID, Required, CoC Flag (SEER)
		HER2 Overall Summary, Breast, IHC, ISH (NAACCR)
		HER2 Overall Summary, Breast, IHC, ISH, CoC Flag (SEER)
		HER2 Overall Summary, Date DX (NAACCR)
		HER2 Overall Summary, Schema ID, Required (NAACCR)
		Heritable Trait, Date DX (NAACCR)
		Heritable Trait, Schema ID, Required (NAACCR)
		High Risk Cytogenetics, Date DX (NAACCR)
		High Risk Cytogenetics, Schema ID, Required (NAACCR)
		High Risk Histologic Features, Date DX (NAACCR)
		High Risk Histologic Features, Schema ID, Required (NAACCR)
		High Risk Histologic Features, Skin, Grade (NAACCR)
		Hist ICDO2, Date of DX, ICDO2 Conv Flag (SEER IF84)
		Hist ICDO3, Date of DX, ICDO3 Conv Flag (SEER IF86)

		Hist/Behav ICDO2, Hist/Behav ICDO3 (SEER IF126)
		Histologic Type ICD-O-3, Behavior, Grade (SEER)
		Histologic Type ICDO2 (COC)
		Histologic Type ICDO3 (SEER)
		Histologic Type ICDO3 Conversion (NAACCR)
		Histologic Type ICDO3, Solid Tumor Rules (NAACCR)
		Histology (73-91) ICD-O-1 (SEER)
		Histology ICDO2, Date DX, Date 1st Contact (NAACCR)
		Histology ICDO2, Date of Diagnosis (NAACCR)
		Histology ICDO2, Histology ICDO3 (SEER IF94)
		Histology ICDO3, Date DX, Date 1st Cont (NAACCR)
		Histology ICDO3, Date of Diagnosis (NAACCR)
		Histology ICDO3, Grade, Date of DX (SEER)
		Histology, Primary Site, Tumor Size, ICDO2 (COC)
		Histology, Primary Site, Tumor Size, ICDO3 (COC)
		HIV Status, Date DX (NAACCR)
		HIV Status, Schema ID, Required (NAACCR)
		ICD Revision Comorbid (COC)
		ICD Revision Number (NPCR)
		ICD Revision Number (SEER ICDCODE)
		ICD Revision Number, Cause of Death (NAACCR)
		ICD Revision Number, Cause of Death (SEER IF37)
		ICD Revision, Vital Stat, Date Last Contact (NPCR)
		ICD Revisn, Vital Stat, Date Last Cont (SEER IF113)
		ICD-O-2 Conversion Flag (SEER ICDOREV)
		ICD-O-2 Conversion Flag, Hist, Behav (SEER IF70)
		ICD-O-3 Conversion Flag (NAACCR)
		ICD-O-3 Conversion Flag, Histology ICDO3 (SEER IF95)
		IHS Link (NPCR)
		Industry Source (NPCR)
		Inpatient Status (NAACCR)
		Institution Referred From (COC)
		Institution Referred From, Date of Diagnosis (COC)
		Institution Referred To (COC)
		Institution Referred To, Date of Diagnosis (COC)
		International Normalized Ratio Prothrombin Time, Date DX (NAACCR)
		International Normalized Ratio Prothrombin Time, Schema ID, Required (NAACCR)
		International Normalized Ratio Prothrombin Time, Schema ID, Required, CoC Flag (SEER)
		Invasion Beyond Capsule, Date DX (NAACCR)
		Invasion Beyond Capsule, Kidney, EOD Primary Tumor (SEER)
		Invasion Beyond Capsule, Kidney, Summary Stage 2018 (NAACCR)

		Invasion Beyond Capsule, Kidney, Surgery (NAACCR)
		Invasion Beyond Capsule, Schema ID, Required (NAACCR)
		Ipsilateral Adrenal Gland Involvement, Date DX (NAACCR)
		Ipsilateral Adrenal Gland Involvement, Kidney, EOD Tumor, Mets (SEER)
		Ipsilateral Adrenal Gland Involvement, Kidney, Summary Stage 2018 (NAACCR)
		Ipsilateral Adrenal Gland Involvement, Kidney, Surgery (NAACCR)
		Ipsilateral Adrenal Gland Involvement, Schema ID, Required (NAACCR)
		JAK2, Date DX (NAACCR)
		JAK2, Schema ID, Required (NAACCR)
		Ki-67, Date DX (NAACCR)
		Ki-67, Schema ID, Required (NAACCR)
		Ki-67, Schema ID, Required, CoC Flag (SEER)
		KIT Gene Immunohistochemistry, Date DX (NAACCR)
		KIT Gene Immunohistochemistry, Schema ID, Required (NAACCR)
		KIT Gene Immunohistochemistry, Schema ID, Required, CoC Flag (SEER)
		KRAS, Date DX (NAACCR)
		KRAS, Schema ID, Required (NAACCR)
		Laterality (SEER LATERAL)
		Laterality, Primary Site (COC)
		Laterality, Primary Site, Date of Diag (SEER IF24)
		Laterality, Primary Site, Morph ICDO3 (SEER IF42)
		LDH Post-Orchiectomy Range, Date DX (NAACCR)
		LDH Post-Orchiectomy Range, Schema ID, Required (NAACCR)
		LDH Pre-Orchiectomy Range, Date DX (NAACCR)
		LDH Pre-Orchiectomy Range, Schema ID, Required (NAACCR)
		LDH Pretreatment Lab Value, Date DX (NAACCR)
		LDH Pretreatment Lab Value, Schema ID, Required (NAACCR)
		LDH Pretreatment Level, Date DX (NAACCR)
		LDH Pretreatment Level, Melanoma, Schema ID, Required (NAACCR)
		LDH Pretreatment Level, Myeloma, Schema ID, Required (NAACCR)
		LDH Upper Limits of Normal, Date DX (NAACCR)
		LDH Upper Limits of Normal, Schema ID, Required (NAACCR)
		LDH Upper Limits of Normal, Schema ID, Required, CoC Flag (SEER)
		LN Assessment Method Femoral-Inguinal, Date DX (NAACCR)
		LN Assessment Method Femoral-Inguinal, Schema ID, Required (NAACCR)
		LN Assessment Method Femoral-Inguinal, Schema ID, Required, CoC Flag (SEER)
		LN Assessment Method Para-Aortic, Date DX (NAACCR)
		LN Assessment Method Para-Aortic, Schema ID, Required (NAACCR)
		LN Assessment Method Para-Aortic, Schema ID, Required, CoC Flag (SEER)
		LN Assessment Method Pelvic, Date DX (NAACCR)
		LN Assessment Method Pelvic, Schema ID, Required (NAACCR)

		LN Assessment Method Pelvic, Schema ID, Required, CoC Flag (SEER)
		LN Assessment Methods, Gynecologic, Regional Nodes Examined (NAACCR)
		LN Assessment Methods, Gynecologic, Regional Nodes Examined, CoC Flag (SEER)
		LN Distant Assessment Method, Date DX (NAACCR)
		LN Distant Assessment Method, Schema ID, Required (NAACCR)
		LN Distant Assessment Method, Schema ID, Required, CoC Flag (SEER)
		LN Distant Assessment Method, Surgery Other Site (NAACCR)
		LN Distant Assessment Method, Surgery Other Site, CoC Flag (SEER)
		LN Distant, Gynecologic, EOD Mets (SEER)
		LN Distant, Gynecologic, Mets at DX-Distant LN (NAACCR)
		LN Distant, Gynecologic, Mets at DX-Distant LN, CoC Flag (SEER)
		LN Distant, Gynecologic, Summary Stage 2018 (NAACCR)
		LN Distant, Gynecologic, Summary Stage 2018, CoC Flag (SEER)
		LN Distant: Mediastinal, Scalene, Date DX (NAACCR)
		LN Distant: Mediastinal, Scalene, Schema ID, Required (NAACCR)
		LN Distant: Mediastinal, Scalene, Schema ID, Required, CoC Flag (SEER)
		LN Head and Neck Levels I-III, Date DX (NAACCR)
		LN Head and Neck Levels I-III, Schema ID, Required (NAACCR)
		LN Head and Neck Levels IV-V, Date DX (NAACCR)
		LN Head and Neck Levels IV-V, Schema ID, Required (NAACCR)
		LN Head and Neck Levels VI-VII, Date DX (NAACCR)
		LN Head and Neck Levels VI-VII, Schema ID, Required (NAACCR)
		LN Head and Neck Other, Date DX (NAACCR)
		LN Head and Neck Other, Schema ID, Required (NAACCR)
		LN Head and Neck, EOD Regional Nodes (SEER)
		LN Head and Neck, Summary Stage 2018 (NAACCR)
		LN Isolated Tumor Cells (ITC), Date DX (NAACCR)
		LN Isolated Tumor Cells (ITC), Merkel Cell, EOD Regional Nodes (SEER)
		LN Isolated Tumor Cells (ITC), Merkel Cell, Reg Nodes Pos/Ex (NAACCR)
		LN Isolated Tumor Cells (ITC), Merkel Cell, Summary Stage 2018 (NAACCR)
		LN Isolated Tumor Cells (ITC), Schema ID, Required (NAACCR)
		LN Laterality, Date DX (NAACCR)
		LN Laterality, Schema ID, Required (NAACCR)
		LN Laterality, Vulva, EOD Regional Nodes (SEER)
		LN Laterality, Vulva, Summary Stage 2018 (NAACCR)
		LN Positive Axillary Level I-II, Breast, EOD Regional Nodes (SEER)
		LN Positive Axillary Level I-II, Breast, Reg Nodes Pos/Ex (NAACCR)
		LN Positive Axillary Level I-II, Breast, Summary Stage 2018 (NAACCR)
		LN Positive Axillary Level I-II, Date DX (NAACCR)
		LN Positive Axillary Level I-II, Schema ID, Required (NAACCR)
		LN Size, Date DX (NAACCR)

		LN Size, Head/Neck, EOD Regional Nodes (SEER)
		LN Size, Head/Neck, Summary Stage 2018 (NAACCR)
		LN Size, Schema ID, Required (NAACCR)
		LN Status Femoral Para-Aortic Pelvic, Gynecologic, EOD Regional Nodes (SEER)
		LN Status Femoral Para-Aortic Pelvic, Gynecologic, Summary Stage 2018 (NAACCR)
		LN Status Femoral-Inguinal, Para-Aortic, Pelvic, Date DX (NAACCR)
		LN Status Femoral-Inguinal, Para-Aortic, Pelvic, Schema ID, Required (NAACCR)
		Lymphocytosis, Date DX (NAACCR)
		Lymphocytosis, Schema ID, Required (NAACCR)
		Lymphoma ICDO3, Site, Summ Stg 1977 (NAACCR)
		Lymphoma, EOD--Ext, Summ Stg 1977, ICDO2 (NAACCR)
		Lymphoma, EOD--Ext, Summ Stg 2000, ICDO3 (NAACCR)
		Lymphoma, EOD--Tumor Size, ICDO2 (NAACCR)
		Lymphoma, EOD--Tumor Size, ICDO3 (NAACCR)
		Lymphoma, Prim Site, Summ Stg 1977, ICDO2 (NAACCR)
		Lymphoma, TNM, ICDO2 (NAACCR)
		Lymphoma, TNM, ICDO3 (COC)
		Lymphoma, TNM, ICDO3 (NAACCR)
		Lymphovascular Invasion (COC)
		Lymphovascular Invasion (CS)
		Lymphovascular Invasion (SEER)
		Lymphovascular Invasion, Date of Diagnosis (COC)
		Lymphovascular Invasion, Date of Dx (SEER)
		Lymphovascular Invasion, Histology, Behav (COC)
		Lymphovascular Invasion, Histology, Behav (CS)
		Lymphovascular Invasion, Penis and Testis (CS)
		Lymphovascular Invasion, Penis, EOD Primary Tumor (SEER)
		Lymphovascular Invasion, Penis, Summary Stage 2018 (NAACCR)
		Lymphovascular Invasion, Schema ID (COC)
		Lymphovascular Invasion, Testis, EOD Primary Tumor (SEER)
		Lymphovascular Invasion, Testis, Summary Stage 2018 (NAACCR)
		Major Vein Involvement, Date DX (NAACCR)
		Major Vein Involvement, Kidney, EOD Primary Tumor (SEER)
		Major Vein Involvement, Kidney, Summary Stage 2018 (NAACCR)
		Major Vein Involvement, Kidney, Surgery (NAACCR)
		Major Vein Involvement, Schema ID, Required (NAACCR)
		Marital Status at DX (SEER MARITAL)
		Marital Status at DX, Age at Diagnosis (SEER IF14)
		Measured Basal Diameter, Date DX (NAACCR)
		Measured Basal Diameter, Schema ID, Required (NAACCR)
		Measured Thickness, Date DX (NAACCR)

		Measured Thickness, Schema ID, Required (NAACCR)
		Medical Record Number (COC)
		Medical Record Number (NAACCR)
		Medical Record Number, Date of Diagnosis (COC)
		Medicare Beneficiary Identifier (NAACCR)
		Methylation of O6-Methylguanine-Methyltransferase, Date DX (NAACCR)
		Methylation of O6-Methylguanine-Methyltransferase, Schema ID, Required (NAACCR)
		Mets at DX-BBDLLO, HemeRetic (SEER)
		Mets at DX-BBDLLO, Schema ID (NAACCR)
		Mets at DX-Bone (SEER)
		Mets at DX-Bone, AJCC TNM Clin M, Path M (COC)
		Mets at DX-Bone, Date of Diagnosis (SEER)
		Mets at DX-Bone, EOD Mets (SEER)
		Mets at DX-Bone, TNM Clin M, Path M (SEER)
		Mets at DX-Brain (SEER)
		Mets at DX-Brain, AJCC TNM Clin M, Path M (COC)
		Mets at DX-Brain, Date of Diagnosis (SEER)
		Mets at DX-Brain, EOD Mets (SEER)
		Mets at DX-Brain, TNM Clin M, Path M (SEER)
		Mets at DX-Distant LN (SEER)
		Mets at DX-Distant LN, AJCC TNM Clin M, Path M (COC)
		Mets at DX-Distant LN, Date of Diagnosis (SEER)
		Mets at DX-Distant LN, EOD Mets (SEER)
		Mets at DX-Distant LN, TNM Clin M, Path M (SEER)
		Mets at DX-Liver (SEER)
		Mets at DX-Liver, AJCC TNM Clin M, Path M (COC)
		Mets at DX-Liver, Date of Diagnosis (SEER)
		Mets at DX-Liver, EOD Mets (SEER)
		Mets at DX-Liver, TNM Clin M, Path M (SEER)
		Mets at DX-Lung (SEER)
		Mets at DX-Lung, AJCC TNM Clin M, Path M (COC)
		Mets at DX-Lung, Date of Diagnosis (SEER)
		Mets at DX-Lung, EOD Mets (SEER)
		Mets at DX-Lung, TNM Clin M, Path M (SEER)
		Mets at DX-Other (SEER)
		Mets at DX-Other, AJCC TNM Clin M, Path M (COC)
		Mets at DX-Other, Date of Diagnosis (SEER)
		Mets at DX-Other, EOD Mets (SEER)
		Mets at DX-Other, TNM Clin M, Path M (SEER)
		Microsatellite Instability (MSI), Date DX (NAACCR)
		Microsatellite Instability (MSI), Schema ID, Required (NAACCR)

		Microvascular Density, Date DX (NAACCR)
		Microvascular Density, Schema ID, Required (NAACCR)
		Microvascular Density, Schema ID, Required, CoC Flag (SEER)
		Military Record No Suffix (COC)
		Military Record No Suffix, Primary Payer (COC)
		Mitotic Count Uveal Melanoma, Date DX (NAACCR)
		Mitotic Count Uveal Melanoma, Schema ID, Required (NAACCR)
		Mitotic Count Uveal Melanoma, Schema ID, Required, CoC Flag (SEER)
		Mitotic Rate Melanoma, Date DX (NAACCR)
		Mitotic Rate Melanoma, Schema ID, Required (NAACCR)
		Morph (1973-91) ICD-O-1 (SEER OMORPhos)
		Morph Coding Sys--Curr, Morph Coding Sys--Orig (COC)
		Morph Coding Sys--Current (NAACCR)
		Morph Coding Sys--Current, Date of DX (NAACCR)
		Morph Coding Sys--OriginI (NAACCR)
		Morph Coding Sys--OriginI, Date of Diagnosis (COC)
		Morphology--Type/Behavior ICDO2 (SEER MORPH)
		Morphology--Type/Behavior ICDO3 (SEER MORPH)
		Mult Tum Rpt As One Prim (SEER)
		Mult Tum Rpt As One Prim, Date of DX (CCCR)
		Mult Tum Rpt As One Prim, Date of DX (SEER IF155)
		Mult Tum Rpt as One Prim, Date of Mult Tum (NAACCR)
		Mult Tum Rpt As One Prim, Primary Site (NAACCR)
		Mult Tum Rpt, Lymphoma/Leukemia/Unk Site (NAACCR)
		Multigene Signature Method, Date DX (NAACCR)
		Multigene Signature Method, Schema ID, Required (NAACCR)
		Multigene Signature Results, Date DX (NAACCR)
		Multigene Signature Results, Schema ID, Required (NAACCR)
		Multiplicity Cntr, Date of Mult Tum (SEER IF163)
		Multiplicity Cntr, Mult Tum Rpt as One Prim (NAACCR)
		Multiplicity Counter (SEER)
		Multiplicity Counter, Date of DX (CCCR)
		Multiplicity Counter, Date of DX (SEER IF156)
		Multiplicity Ctr, Lymphoma/Leukem/Unk Site (NAACCR)
		NAACCR Record Version (NAACCR)
		Name--Alias (SEER)
		Name--First (COC)
		Name--First (NPCR)
		Name--Last (COC)
		Name--Maiden (SEER)
		Name--Maiden, Check for Unknown (NAACCR)

	Name--Middle (COC)
	NCCN International Prognostic Index (IPI), Date DX (NAACCR)
	NCCN International Prognostic Index (IPI), Schema ID, Required (NAACCR)
	Next Follow-Up Source (COC)
	Next Follow-Up Source, Date of Diagnosis (COC)
	NHIA Derived Hisp Origin (NAACCR)
	Non-Reportable Skin ICDO2 (SEER IF116)
	Non-Reportable Skin ICDO3 (SEER IF117)
	NPCR Derived AJCC 8 TNM, Date of Diagnosis (NPCR)
	NPCR Derived C Stg Grp, Date of Diagnosis (NPCR)
	NPCR Derived Clin Stg Grp (NPCR)
	NPCR Derived P Stg Grp, Date of Diagnosis (NPCR)
	NPCR Derived Path Stg Grp (NPCR)
	NPCR-CER Height
	NPCR-CER Height, Date of DX
	NPCR-CER Source Comorbidity
	NPCR-CER Source Comorbidity, Date of DX
	NPCR-CER Tobacco Use Cigarettes
	NPCR-CER Tobacco Use Cigarettes, Date of DX
	NPCR-CER Tobacco Use NOS
	NPCR-CER Tobacco Use NOS, Date of DX
	NPCR-CER Tobacco Use Other Smoke
	NPCR-CER Tobacco Use Other Smoke, Date of DX
	NPCR-CER Tobacco Use Smokeless
	NPCR-CER Tobacco Use Smokeless, Date of DX
	NPCR-CER Weight
	NPCR-CER Weight, Date of DX
	NPI--Archive FIN (NAACCR)
	NPI--Following Registry (NAACCR)
	NPI--Inst Referred From (NAACCR)
	NPI--Inst Referred To (NAACCR)
	NPI--Physician 3 (NAACCR)
	NPI--Physician 4 (NAACCR)
	NPI--Physician--Follow-Up (NAACCR)
	NPI--Physician--Managing (NAACCR)
	NPI--Physician--Prim Surg (NAACCR)
	NPI--Registry ID (NAACCR)
	NPI--Reporting Facility (NAACCR)
	Number of Cores Examined, Date DX (NAACCR)
	Number of Cores Examined, Schema ID, Required (NAACCR)
	Number of Cores Positive, Date DX (NAACCR)

		Number of Cores Positive, Schema ID, Required (NAACCR)
		Number of Cores Positive/Examined, Prostate (NAACCR)
		Number of Cores Positive/Examined, Prostate, DX/Stg Proc (NAACCR)
		Number of Examined Para-Aortic Nodes, Date DX (NAACCR)
		Number of Examined Para-Aortic Nodes, Schema ID, Required (NAACCR)
		Number of Examined Para-Aortic Nodes, Schema ID, Required, CoC Flag (SEER)
		Number of Examined Para-Aortic/Pelvic Nodes, Corpus, Reg Nodes Examined (NAACCR)
		Number of Examined Para-Aortic/Pelvic Nodes, Corpus, Reg Nodes Examined, CoC Flag (SEER)
		Number of Examined Pelvic Nodes, Date DX (NAACCR)
		Number of Examined Pelvic Nodes, Schema ID, Required (NAACCR)
		Number of Examined Pelvic Nodes, Schema ID, Required, CoC Flag (SEER)
		Number of Phases of Rad Treatment to This Volume (COC)
		Number of Phases of Radiation, PhI, II, III Radiation Phase (COC)
		Number of Positive Para-Aortic Nodes, Date DX (NAACCR)
		Number of Positive Para-Aortic Nodes, Schema ID, Required (NAACCR)
		Number of Positive Para-Aortic Nodes, Schema ID, Required, CoC Flag (SEER)
		Number of Positive Para-Aortic/Pelvic Nodes, Corpus, Reg Nodes Positive (NAACCR)
		Number of Positive Para-Aortic/Pelvic Nodes, Corpus, Reg Nodes Positive, CoC Flag (SEER)
		Number of Positive Pelvic Nodes, Date DX (NAACCR)
		Number of Positive Pelvic Nodes, Schema ID, Required (NAACCR)
		Number of Positive Pelvic Nodes, Schema ID, Required, CoC Flag (SEER)
		Number of Positive/Examined Para-Aortic Nodes, Corpus (NAACCR)
		Number of Positive/Examined Para-Aortic Nodes, Corpus, CoC Flag (SEER)
		Number of Positive/Examined Pelvic Nodes, Corpus (NAACCR)
		Number of Positive/Examined Pelvic Nodes, Corpus, CoC Flag (SEER)
		Obsolete Codes - CS Extension (CS)
		Obsolete Codes - CS Lymph Nodes (CS)
		Obsolete Codes - CS Lymph Nodes Eval (CS)
		Obsolete Codes - CS Mets at DX (CS)
		Obsolete Codes - CS Mets Eval (CS)
		Obsolete Codes - CS Site-Specific Factor 1 (CS)
		Obsolete Codes - CS Site-Specific Factor 2 (CS)
		Obsolete Codes - CS Site-Specific Factor 3 (CS)
		Obsolete Codes - CS Site-Specific Factor 4 (CS)
		Obsolete Codes - CS Site-Specific Factor 5 (CS)
		Obsolete Codes - CS Site-Specific Factor 6 (CS)
		Obsolete Codes - CS Site-Specific Factor 7 (CS)
		Obsolete Codes - CS Site-Specific Factor 8 (CS)
		Obsolete Codes - CS Site-Specific Factor 9 (CS)
		Obsolete Codes - CS Site-Specific Factor10 (CS)
		Obsolete Codes - CS Site-Specific Factor11 (CS)

		Obsolete Codes - CS Site-Specific Factor12 (CS)
		Obsolete Codes - CS Site-Specific Factor13 (CS)
		Obsolete Codes - CS Site-Specific Factor15 (CS)
		Obsolete Codes - CS Site-Specific Factor19 (CS)
		Obsolete Codes - CS Site-Specific Factor21 (CS)
		Obsolete Codes - CS Site-Specific Factor22 (CS)
		Obsolete Codes - CS Site-Specific Factor23 (CS)
		Obsolete Codes - CS Site-Specific Factor25 (CS)
		Obsolete Codes - CS Tumor Size (CS)
		Obsolete Codes - CS Tumor Size/Ext Eval (CS)
		Obsolete Histology ICDO3, Date of DX (SEER)
		Occupation Source (NPCR)
		Oncotype Dx Recurrence Score-DCIS, Breast, Behavior (NAACCR)
		Oncotype Dx Recurrence Score-DCIS, Breast, Behavior, CoC Flag (SEER)
		Oncotype Dx Recurrence Score-DCIS, Date DX (NAACCR)
		Oncotype Dx Recurrence Score-DCIS, Schema ID, Required (NAACCR)
		Oncotype Dx Recurrence Score-DCIS, Schema ID, Required, CoC Flag (SEER)
		Oncotype Dx Recurrence Score-Invasive, Breast, Behavior (NAACCR)
		Oncotype Dx Recurrence Score-Invasive, Date DX (NAACCR)
		Oncotype Dx Recurrence Score-Invasive, Schema ID, Required (NAACCR)
		Oncotype Dx Risk Level-DCIS, Breast, Behavior (NAACCR)
		Oncotype Dx Risk Level-DCIS, Breast, Behavior, CoC Flag (SEER)
		Oncotype Dx Risk Level-DCIS, Date DX (NAACCR)
		Oncotype Dx Risk Level-DCIS, Schema ID, Required (NAACCR)
		Oncotype Dx Risk Level-DCIS, Schema ID, Required, CoC Flag (SEER)
		Oncotype Dx Risk Level-Invasive, Breast, Behavior (NAACCR)
		Oncotype Dx Risk Level-Invasive, Breast, Behavior, CoC Flag (SEER)
		Oncotype Dx Risk Level-Invasive, Date DX (NAACCR)
		Oncotype Dx Risk Level-Invasive, Schema ID, Required (NAACCR)
		Oncotype Dx Risk Level-Invasive, Schema ID, Required, CoC Flag (SEER)
		Organomegaly, Date DX (NAACCR)
		Organomegaly, Schema ID, Required (NAACCR)
		Over-ride Misuse (NAACCR)
		Path Date Spec Collect 1 (NAACCR)
		Path Date Spec Collect 2 (NAACCR)
		Path Date Spec Collect 3 (NAACCR)
		Path Date Spec Collect 4 (NAACCR)
		Path Date Spec Collect 5 (NAACCR)
		Path Order Phys Lic No 1 (NAACCR)
		Path Order Phys Lic No 2 (NAACCR)
		Path Order Phys Lic No 3 (NAACCR)

		Path Order Phys Lic No 4 (NAACCR)
		Path Order Phys Lic No 5 (NAACCR)
		Path Ordering Fac No 1 (NAACCR)
		Path Ordering Fac No 2 (NAACCR)
		Path Ordering Fac No 3 (NAACCR)
		Path Ordering Fac No 4 (NAACCR)
		Path Ordering Fac No 5 (NAACCR)
		Path Report Number 1 (NAACCR)
		Path Report Number 2 (NAACCR)
		Path Report Number 3 (NAACCR)
		Path Report Number 4 (NAACCR)
		Path Report Number 5 (NAACCR)
		Path Report Type 1 (NAACCR)
		Path Report Type 2 (NAACCR)
		Path Report Type 3 (NAACCR)
		Path Report Type 4 (NAACCR)
		Path Report Type 5 (NAACCR)
		Path Reporting Fac ID 1 (MYST)
		Path Reporting Fac ID 1 (NAACCR)
		Path Reporting Fac ID 2 (NAACCR)
		Path Reporting Fac ID 3 (NAACCR)
		Path Reporting Fac ID 4 (NAACCR)
		Path Reporting Fac ID 5 (NAACCR)
		Patient ID Number (SEER CASENUM)
		Patient System ID-Hosp (NAACCR)
		Percent Necrosis Post Neoadjuvant, Bone, DX Confirm (NAACCR)
		Percent Necrosis Post Neoadjuvant, Bone, DX Confirm, CoC Flag (SEER)
		Percent Necrosis Post Neoadjuvant, Bone, DX Confirm, Sequence, Surgery (NAACCR)
		Percent Necrosis Post Neoadjuvant, Date DX (NAACCR)
		Percent Necrosis Post Neoadjuvant, Schema ID, Required (NAACCR)
		Percent Necrosis Post Neoadjuvant, Schema ID, Required, CoC Flag (SEER)
		Perineural Invasion, Date DX (NAACCR)
		Perineural Invasion, Schema ID, Required (NAACCR)
		Peripheral Blood Involvement, Date DX (NAACCR)
		Peripheral Blood Involvement, Schema ID, Required (NAACCR)
		Peritoneal Cytology, Date DX (NAACCR)
		Peritoneal Cytology, Gynecologic, Summary Stage 2018 (NAACCR)
		Peritoneal Cytology, Schema ID, Required (NAACCR)
		Phase I Radiation (COC)
		Phase II Radiation (COC)
		Phase III Radiation (COC)

		PhI Dose per Fraction (COC)
		PhI Number of Fractions (COC)
		PhI Radiation External Beam Planning Tech (COC)
		PhI Radiation External Beam Planning Tech, Date DX, CoC Flag (SEER)
		PhI Radiation Primary Treatment Volume (COC)
		PhI Radiation to Draining Lymph Nodes (COC)
		PhI Radiation Treatment Modality (COC)
		PhI Radiation Treatment Modality, Date DX (NAACCR)
		PhI Total Dose (COC)
		PhI, II, III Primary Treatment Volume, Conversion Codes (COC)
		PhI, II, III Primary Treatment Volume, Radiation to Draining Nodes (COC)
		PhI, II, III Radiation External Beam Planning Tech, CoC Flag (SEER)
		PhI, II, III Radiation Modality, Dose Per Fraction, Total Dose (COC)
		PhI, II, III Radiation Modality, External Beam Planning Tech (COC)
		PhI, II, III Radiation Primary Treatment Volume (COC)
		PhI, II, III Radiation Treatment Modality (SEER)
		PhI, II, III Total Dose, Total Dose (COC)
		PhII Dose per Fraction (COC)
		PhII Number of Fractions (COC)
		PhII Radiation External Beam Planning Tech (COC)
		PhII Radiation Primary Treatment Volume (COC)
		PhII Radiation to Draining Lymph Nodes (COC)
		PhII Radiation Treatment Modality (COC)
		PhII Total Dose (COC)
		PhIII Dose per Fraction (COC)
		PhIII Number of Fractions (COC)
		PhIII Radiation External Beam Planning Tech (COC)
		PhIII Radiation Primary Treatment Volume (COC)
		PhIII Radiation to Draining Lymph Nodes (COC)
		PhIII Radiation Treatment Modality (COC)
		PhIII Total Dose (COC)
		Physician 3 (COC)
		Physician 4 (COC)
		Physician--Follow-Up (COC)
		Physician--Follow-Up, Date of Diagnosis (COC)
		Physician--Primary Surg (COC)
		Physician--Primary Surg, Date of Diagnosis (COC)
		PIN III ICDO3, Date of Diagnosis (SEER IF110)
		Place of Death (NAACCR)
		Place of Death, Vital Status (NAACCR)
		Place of Death--Country (NAACCR)

		Place of Death--Country, Date of Diagnosis (NAACCR)
		Place of Death--Country, Place of Death--State (NAACCR)
		Place of Death--Country, Vital Status (NPCR)
		Place of Death--Geocode, Country, State (NAACCR)
		Place of Death--State (NAACCR)
		Place of Death--State, Date of Diagnosis (NAACCR)
		Place of Death--State, Vital Status (NPCR)
		Pleural Effusion, Date DX (NAACCR)
		Pleural Effusion, Pleura, Summary Stage 2018 (NAACCR)
		Pleural Effusion, Schema ID, Required (NAACCR)
		PR Summary, Breast, PR Percent (NAACCR)
		PR Summary, Breast, PR Percent, CoC Flag (SEER)
		Primary Payer at DX (COC)
		Primary Payer at DX (NPCR)
		Primary Payer at DX, Date of DX (SEER IF181)
		Primary Sclerosing Cholangitis, Date DX (NAACCR)
		Primary Sclerosing Cholangitis, Schema ID, Required (NAACCR)
		Primary Sclerosing Cholangitis, Schema ID, Required, CoC Flag (SEER)
		Primary Site (SEER SITE)
		Primary Site, AJCC M - Ed 7, ICDO3 (COC)
		Primary Site, AJCC M - Ed 7, ICDO3 (NPCR)
		Primary Site, AJCC M - Ed 7, ICDO3 (SEER)
		Primary Site, AJCC N - Ed 7, ICDO3 (COC)
		Primary Site, AJCC N - Ed 7, ICDO3 (NPCR)
		Primary Site, AJCC N - Ed 7, ICDO3 (SEER)
		Primary Site, AJCC Stage Group - Ed 3/4, ICDO2 (COC)
		Primary Site, AJCC Stage Group - Ed 5, ICDO2 (COC)
		Primary Site, AJCC Stage Group - Ed 5, ICDO3 (COC)
		Primary Site, AJCC Stage Group - Ed 6 (NAACCR)
		Primary Site, AJCC Stage Group - Ed 6, ICDO3 (COC)
		Primary Site, AJCC Stage Group - Ed 7 (COC)
		Primary Site, AJCC Stage Group - Ed 7 (NPCR)
		Primary Site, AJCC Stage Group - Ed 7, ICDO3 (SEER)
		Primary Site, AJCC Stage Group 2016 - Ed 7 (COC)
		Primary Site, AJCC T - Ed 7, ICDO3 (COC)
		Primary Site, AJCC T - Ed 7, ICDO3 (NPCR)
		Primary Site, AJCC T - Ed 7, ICDO3 (SEER)
		Primary Site, Behavior Code ICDO2 (SEER IF39)
		Primary Site, Behavior Code ICDO3 (SEER IF39)
		Primary Site, CS Extension (SEER IF176)
		Primary Site, EOD, ICDO3 (SEER IF40)

		Primary Site, Heme Morph, DateDX, NoOverride (SEER)
		Primary Site, Heme Morph, DateDX, Override (COC)
		Primary Site, Heme Morph, DateDX, Override (SEER)
		Primary Site, Laterality (SEER IF82)
		Primary Site, Laterality, CS Extension (SEER IF177)
		Primary Site, Laterality, EOD, ICDO3 (SEER IF41)
		Primary Site, M 2016 - Ed 7 (COC-NPCR)
		Primary Site, M 2016 - Ed 7 (SEER)
		Primary Site, Morphology-Imposs ICDO2 (SEER IF38)
		Primary Site, Morphology-Imposs ICDO3 (SEER IF38)
		Primary Site, Morphology-Type ICDO2 (COC)
		Primary Site, Morphology-Type ICDO2 (SEER IF25)
		Primary Site, Morphology-Type ICDO3 (COC)
		Primary Site, Morphology-Type, Beh ICDO3 (COC)
		Primary Site, Morphology-Type, Beh ICDO3 (SEER IF25)
		Primary Site, N 2016 - Ed 7 (COC-NPCR)
		Primary Site, N 2016 - Ed 7 (SEER)
		Primary Site, No AJCC Scheme-Ed 5, ICDO2 (NAACCR)
		Primary Site, No AJCC Scheme-Ed 5, ICDO3 (NAACCR)
		Primary Site, Stage Group 2016 - Ed 7 (NPCR)
		Primary Site, Stage Group 2016 - Ed 7 (SEER)
		Primary Site, T 2016 - Ed 7 (COC-NPCR)
		Primary Site, T 2016 - Ed 7 (SEER)
		Primary Site, TNM Clin Stage Valid A-Ed 7 (COC)
		Primary Site, TNM Clin Stage Valid B-Ed 7 (COC)
		Primary Site, TNM M - c,p pre2016 (NPCR)
		Primary Site, TNM N - c,p pre2016 (NPCR)
		Primary Site, TNM Path Stage Valid A-Ed 7 (COC)
		Primary Site, TNM Path Stage Valid B-Ed 7 (COC)
		Primary Site, TNM T - c,p pre2016 (NPCR)
		Profound Immune Suppression, Date DX (NAACCR)
		Profound Immune Suppression, Schema ID, Required (NAACCR)
		Profound Immune Suppression, Sequence Number--Central (NAACCR)
		Profound Immune Suppression, Sequence Number--Hospital (NAACCR)
		Progesterone Receptor Percent Positive or Range, Date DX (NAACCR)
		Progesterone Receptor Percent Positive or Range, Schema ID, Required (NAACCR)
		Progesterone Receptor Percent Positive or Range, Schema ID, Required, CoC Flag (SEER)
		Progesterone Receptor Summary, Date DX (NAACCR)
		Progesterone Receptor Summary, Schema ID, Required (NAACCR)
		Progesterone Receptor Total Allred Score, Date DX (NAACCR)
		Progesterone Receptor Total Allred Score, Schema ID, Required (NAACCR)

		Progesterone Receptor Total Allred Score, Schema ID, Required, CoC Flag (SEER)
		Prostate Pathological Extension, Blank for Other Schemas (SEER)
		Prostate Pathological Extension, Date DX (SEER)
		Prostate Pathological Extension, Schema ID, Required (SEER)
		PSA (Prostatic Specific Antigen) Lab Value, Date DX (NAACCR)
		PSA (Prostatic Specific Antigen) Lab Value, Schema ID, Required (NAACCR)
		Race 1 (SEER RACE)
		Race 1, Race 2, Race 3, Race 4, Race 5 (NAACCR)
		Race 1, Race 2, Race 3, Race 4, Race 5 (SEER IF93)
		Race 2 (NAACCR)
		Race 2, Date of DX (SEER IF89)
		Race 3 (NAACCR)
		Race 3, Date of DX (SEER IF90)
		Race 4 (NAACCR)
		Race 4, Date of DX (SEER IF91)
		Race 5 (NAACCR)
		Race 5, Date of DX (SEER IF92)
		Race Coding Sys--Curr, Race Coding Sys--Orig (COC)
		Race Coding Sys--Current (NAACCR)
		Race Coding Sys--Original (NAACCR)
		Race Coding Sys--Original, Date of Diagnosis (COC)
		Race--NAPIIA(derived API) (NAACCR)
		Rad--Boost Dose cGy (COC)
		Rad--Boost Dose cGy, Date of Diagnosis (COC)
		Rad--Boost RX Modality (COC)
		Rad--Boost RX Modality, Date of Diagnosis (COC)
		Rad--Location of RX (COC)
		Rad--Location of RX (NAACCR)
		Rad--No of Treatments Vol (COC)
		Rad--No of Treatments Vol (NAACCR)
		Rad--Regional Dose: cGy (COC)
		Rad--Regional Dose: cGy (NAACCR)
		Rad--Regional Dose: cGy, Date of Diagnosis Pre2018 (COC)
		Rad--Regional RX Modality (COC)
		Rad--Regional RX Modality (NPCR)
		Rad--Regional RX Modality, Date of Diagnosis (COC)
		Rad--Regional RX Modality, Date of Diagnosis (NPCR)
		Rad--Regional RX Modality, Date of Diagnosis Pre2018 (COC)
		Rad--Regional RX Modality, Reason for No Rad (COC)
		Rad--Treatment Volume (COC)
		Rad--Treatment Volume (NAACCR)

		Radiation Items, DX Post 2017 (COC)
		Radiation Phases, Date DX (COC)
		Radiation Treatment Discontinued Early (COC)
		Radiation, RX Text--Radiation (NAACCR)
		Readm Same Hosp 30 Days (COC)
		Readm Same Hosp 30 Days, Date of Diagnosis (COC)
		Reason for No Radiation (COC)
		Reason for No Radiation (NAACCR)
		Reason for No Radiation, Date of DX (NPCR)
		Reason for No Radiation, Number of Phases of Rad Treatment (COC)
		Reason for No Radiation, PhI Radiation Treatment Modality (NAACCR)
		Reason for No Radiation, PhI, II, III Radiation (COC)
		Reason for No Radiation, Rad--Location of RX (COC)
		Reason for No Radiation, Radiation Treatment Discontinued Early (COC)
		Reason for No Radiation, RX Date Rad Ended (COC)
		Reason for No Radiation, RX Date Radiation (COC)
		Reason for No Radiation, Total Dose (COC)
		Reason for No Radiation, Vital Status (COC)
		Reason for No Surgery (NPCR)
		Reason for No Surgery (SEER NCDSURG)
		Reason for No Surgery, Date of DX (NPCR)
		Reason for No Surgery, DateDX, RptSrc (SEER IF57)
		Reason for No Surgery, Vital Status (COC)
		Record Number Recode (NAACCR)
		Record Type (NAACCR)
		Recurrence Date--1st (COC)
		Recurrence Date--1st Flag (NAACCR)
		Recurrence Date--1st, Date 1st Crs RX COC (COC)
		Recurrence Date--1st, Date Flag (COC)
		Recurrence Date--1st, Date Initial RX SEER (NAACCR)
		Recurrence Date--1st, Date Last Contact (COC)
		Recurrence Date--1st, Date of Diagnosis (COC)
		Recurrence Type--1st (COC)
		Recurrence Type--1st (NAACCR)
		Recurrence Type--1st, Cancer Status (COC)
		Recurrence Type--1st, Recurrence Date--1st (COC)
		Reg Nodes Ex, Pos, Site, Hist ICDO3, Rpt (SEER IF130)
		Regional Nodes Ex, Reg Nodes Pos (COC)
		Regional Nodes Examined (COC)
		Regional Nodes Examined (NAACCR)
		Regional Nodes Examined (SEER)

		Regional Nodes Examined, Date of Dx (SEER)
		Regional Nodes Positive (COC)
		Regional Nodes Positive (NAACCR)
		Regional Nodes Positive (SEER)
		Regional Nodes Positive, Date of Dx (SEER)
		Regional Nodes Positive, Examined, Schema ID (NAACCR)
		Registry ID (NAACCR)
		Registry Type (NAACCR)
		Registry Type, Registry ID (NAACCR)
		Registry Type, Sequence Number--Central (NAACCR)
		Registry Type, Sequence Number--Hospital (NAACCR)
		Reporting Facility (COC)
		Reporting Facility (NPCR)
		Residual Tumor Volume Post Cytoreduction, Date DX (NAACCR)
		Residual Tumor Volume Post Cytoreduction, Gynecologic, Surg Prim Site, Seq (NAACCR)
		Residual Tumor Volume Post Cytoreduction, Schema ID, Required (NAACCR)
		Response To Neoadjuvant Therapy, Breast, Sequence (NAACCR)
		Response to Neoadjuvant Therapy, Date DX (NAACCR)
		Response to Neoadjuvant Therapy, Schema ID, Required (NAACCR)
		Response to Neoadjuvant Therapy, Schema ID, Required, CoC Flag (SEER)
		RCRS NCDB Submission Flag (COC)
		RUCA 2000 (NAACCR)
		RUCA 2010 (NAACCR)
		RuralUrban Continuum 1993 (NAACCR)
		RuralUrban Continuum 2003 (NAACCR)
		RuralUrban Continuum 2013 (NAACCR)
		RX Coding System--Current (COC)
		RX Coding System--Current (NAACCR)
		RX Coding System--Current, Date DX (NAACCR)
		RX Date BRM (COC)
		RX Date BRM Flag (NAACCR)
		RX Date BRM, Date Flag (COC)
		RX Date BRM, Date Flag (NAACCR)
		RX Date BRM, Date Flag, Date DX (COC)
		RX Date BRM, Date Flag, Date DX, CoC Flag (SEER)
		RX Date BRM, Date Flag, DX Date (NPCR)
		RX Date BRM, Date Last Contact (COC)
		RX Date BRM, Date of Diagnosis (COC)
		RX Date BRM, RX Date Systemic (COC)
		RX Date Chemo (COC)
		RX Date Chemo Flag (NAACCR)

		RX Date Chemo, Date Flag (COC)
		RX Date Chemo, Date Flag (NAACCR)
		RX Date Chemo, Date Flag, Date DX (COC)
		RX Date Chemo, Date Flag, Date DX, CoC Flag (SEER)
		RX Date Chemo, Date Flag, DX Date (NPCR)
		RX Date Chemo, Date Last Contact (COC)
		RX Date Chemo, Date of Diagnosis (COC)
		RX Date Chemo, RX Date Systemic (COC)
		RX Date DX/Stg Proc (COC)
		RX Date Dx/Stg Proc Flag (NAACCR)
		RX Date DX/Stg Proc, Date Flag (COC)
		RX Date DX/Stg Proc, Date Last Contact (COC)
		RX Date Hormone (COC)
		RX Date Hormone Flag (NAACCR)
		RX Date Hormone, Date Flag (COC)
		RX Date Hormone, Date Flag (NAACCR)
		RX Date Hormone, Date Flag, Date DX (COC)
		RX Date Hormone, Date Flag, Date DX, CoC Flag (SEER)
		RX Date Hormone, Date Flag, DX Date (NPCR)
		RX Date Hormone, Date Last Contact (COC)
		RX Date Hormone, Date of Diagnosis (COC)
		RX Date Hormone, RX Date Systemic (COC)
		RX Date Mst Defn Srg (COC)
		RX Date Mst Defn Srg Flag (NAACCR)
		RX Date Mst Defn Srg, Date Flag (COC)
		RX Date Mst Defn Srg, Date Flag, Date DX, CoC Flag (SEER)
		RX Date Mst Defn Srg, Date Flag, DX Date (COC)
		RX Date Mst Defn Srg, Date Flag, DX Date (NPCR)
		RX Date Mst Defn Srg, Date Last Contact (COC)
		RX Date Mst Defn Srg, Date Last Contact (NPCR)
		RX Date Mst Defn Srg, Date of DX (COC)
		RX Date Mst Defn Srg, RX Date Surgery (COC)
		RX Date Mst Defn Srg, RX Date Surgery (NPCR)
		RX Date Mst Defn Srg, Surg Prim Site (COC)
		RX Date Mst Defn Srg, Surg Prim Site (NPCR)
		RX Date Other (COC)
		RX Date Other Flag (NAACCR)
		RX Date Other, Date Flag (NAACCR)
		RX Date Other, Date Flag, Date DX, CoC Flag (SEER)
		RX Date Other, Date Flag, DX Date (COC)
		RX Date Other, Date Flag, DX Date (NPCR)

		RX Date Other, Date Last Contact (COC)
		RX Date Other, Date of Diagnosis (COC)
		RX Date Rad Ended (COC)
		RX Date Rad Ended Flag (NAACCR)
		RX Date Rad Ended, Date Flag (COC)
		RX Date Rad Ended, Date Last Contact (COC)
		RX Date Rad Ended, Rad--Location of RX (COC)
		RX Date Rad Ended, Rad--No of Treatments Vol (COC)
		RX Date Rad Ended, Rad--Regional Dose: cGy (COC)
		RX Date Rad Ended, Rad--Regional RX Modality (COC)
		RX Date Rad Ended, Rad--Treatment Volume (COC)
		RX Date Rad Ended, Radiation Items (COC)
		RX Date Rad Ended, RX Date Radiation (COC)
		RX Date Radiation (COC)
		RX Date Radiation Flag (NAACCR)
		RX Date Radiation, Date Flag (COC)
		RX Date Radiation, Date Flag (NAACCR)
		RX Date Radiation, Date Flag, Date DX, CoC Flag (SEER)
		RX Date Radiation, Date Flag, DX Date (NPCR)
		RX Date Radiation, Date Last Contact (COC)
		RX Date Radiation, Date of Diagnosis (COC)
		RX Date Radiation, Phi Radiation Treatment Modality (NAACCR)
		RX Date Radiation, Rad--Boost Dose cGy (COC)
		RX Date Radiation, Rad--Boost RX Modality (COC)
		RX Date Radiation, Rad--Location of RX (COC)
		RX Date Radiation, Rad--Location of RX (OLD)
		RX Date Radiation, Rad--No of Treatments Vol (COC)
		RX Date Radiation, Rad--Regional Dose: cGy (COC)
		RX Date Radiation, Rad--Regional RX Modality (COC)
		RX Date Radiation, Rad--Treatment Volume (COC)
		RX Date Radiation, Radiation Items (COC)
		RX Date Surg Disch (COC)
		RX Date Surg Disch Flag (NAACCR)
		RX Date Surg Disch, Date Flag (COC)
		RX Date Surg Disch, Date Flag, DX Date (COC)
		RX Date Surg Disch, Date Last Contact (COC)
		RX Date Surg Disch, Date Mst Defn Srg (COC)
		RX Date Surg Disch, Date of DX (COC)
		RX Date Surg Disch, Surg Prim Site (COC)
		RX Date Surgery (COC)
		RX Date Surgery Flag (NAACCR)

		RX Date Surgery, Date Flag (COC)
		RX Date Surgery, Date Flag (NAACCR)
		RX Date Surgery, Date Flag, Date DX, CoC Flag (SEER)
		RX Date Surgery, Date Flag, DX Date (NPCR)
		RX Date Surgery, Date Last Contact (COC)
		RX Date Surgery, Date of Diagnosis (COC)
		RX Date Surgery, RX Text--Surgery (NAACCR)
		RX Date Systemic (COC)
		RX Date Systemic Flag (NAACCR)
		RX Date Systemic, Date Flag (COC)
		RX Date Systemic, Date Flag, Date DX, CoC Flag (SEER)
		RX Date Systemic, Date Last Contact (COC)
		RX Date Systemic, Systemic RX (COC)
		RX Hosp--BRM (COC)
		RX Hosp--BRM (NAACCR)
		RX Hosp--BRM, RX Summ--BRM (COC)
		RX Hosp--Chemo (COC)
		RX Hosp--Chemo (NAACCR)
		RX Hosp--Chemo, RX Summ--Chemo (COC)
		RX Hosp--DX/Stg Proc (COC)
		RX Hosp--DX/Stg Proc (NAACCR)
		RX Hosp--DX/Stg Proc, RX Summ--DX/Stg Proc (COC)
		RX Hosp--Hormone (COC)
		RX Hosp--Hormone (NAACCR)
		RX Hosp--Hormone, RX Summ--Hormone (COC)
		RX Hosp--Other (COC)
		RX Hosp--Other, Date of Diagnosis (COC)
		RX Hosp--Other, RX Summ--Other (COC)
		RX Hosp--Palliative Proc (COC)
		RX Hosp--Palliative Proc (NAACCR)
		RX Hosp--Palliative Proc, RX Summ--Pall Proc (COC)
		RX Hosp--Reg LN Examined (COC)
		RX Hosp--Scope LN Sur, RX Summ--Scope LN Sur(COC)
		RX Hosp--Scope Reg 98-02 (COC)
		RX Hosp--Scope Reg 98-02, Primary Site, ICDO2 (COC)
		RX Hosp--Scope Reg 98-02, Primary Site, ICDO3 (COC)
		RX Hosp--Scope Reg 98-02, RX Hosp--Scope Reg (COC)
		RX Hosp--Scope Reg LN Sur (COC)
		RX Hosp--Scope Reg LN Sur (NAACCR)
		RX Hosp--Scope Reg LN Sur, Primary Site,ICDO2 (COC)
		RX Hosp--Scope Reg LN Sur, Primary Site,ICDO3 (COC)

		RX Hosp--Scope Reg LN Sur, Schema ID (COC)
		RX Hosp--Surg App 2010 (COC)
		RX Hosp--Surg App 2010, Date of Diagnosis (COC)
		RX Hosp--Surg App 2010, Surg Prim Site (COC)
		RX Hosp--Surg Oth 98-02 (COC)
		RX Hosp--Surg Oth 98-02, Primary Site (COC)
		RX Hosp--Surg Oth 98-02, RX Hosp--Surg Oth (COC)
		RX Hosp--Surg Oth Reg, RX Summ--Surg Oth Reg (COC)
		RX Hosp--Surg Oth Reg/Dis (COC)
		RX Hosp--Surg Oth Reg/Dis (NAACCR)
		RX Hosp--Surg Pri Sit, RX Summ--Surg Pri Sit (COC)
		RX Hosp--Surg Prim Site (COC)
		RX Hosp--Surg Prim Site (NAACCR)
		RX Hosp--Surg Prim Site, Primary Site, ICDO2 (COC)
		RX Hosp--Surg Prim Site, Primary Site, ICDO3 (COC)
		RX Hosp--Surg Prim Site, Schema ID, Primary Site (COC)
		RX Hosp--Surg Site 98-02 (COC)
		RX Hosp--Surg Site 98-02, Primary Site (COC)
		RX Hosp--Surg Site 98-02, RX Hosp--Surg Site (COC)
		RX Summ--BRM (COC)
		RX Summ--BRM (NPCR)
		RX Summ--BRM, Date of DX (NPCR)
		RX Summ--BRM, DateDX, RptSrc (SEER IF63)
		RX Summ--BRM, RX Date BRM (COC)
		RX Summ--BRM, RX Text--BRM (NAACCR)
		RX Summ--BRM, Vital Status (COC)
		RX Summ--Chemo (COC)
		RX Summ--Chemo (NPCR)
		RX Summ--Chemo, Date of DX (NPCR)
		RX Summ--Chemo, DateDX, RptSrc (SEER IF61)
		RX Summ--Chemo, RX Date Chemo (COC)
		RX Summ--Chemo, RX Text--Chemo (NAACCR)
		RX Summ--Chemo, Vital Status (COC)
		RX Summ--DX/Stg Proc (COC)
		RX Summ--DX/Stg Proc (NAACCR)
		RX Summ--DX/Stg Proc, RX Date DX/Stg Proc (COC)
		RX Summ--Hormone (COC)
		RX Summ--Hormone (NPCR)
		RX Summ--Hormone, Date of DX (NPCR)
		RX Summ--Hormone, DateDX, RptSrc (SEER IF62)
		RX Summ--Hormone, RX Date Hormone (COC)

		RX Summ--Hormone, RX Text--Hormone (NAACCR)
		RX Summ--Hormone, Vital Status (COC)
		RX Summ--Other (NPCR)
		RX Summ--Other (SEER OTHERRX)
		RX Summ--Other, Date of DX (NPCR)
		RX Summ--Other, DateDX, RptSrc (SEER IF64)
		RX Summ--Other, RX Date Other (COC)
		RX Summ--Other, RX Text--Other (NAACCR)
		RX Summ--Palliative Proc (COC)
		RX Summ--Palliative Proc (NAACCR)
		RX Summ--Rad to CNS (SEER RBCNSYS)
		RX Summ--Rad to CNS, Prim Site, RptSrc (SEER IF59)
		RX Summ--Radiation (SEER RADIATN)
		RX Summ--Radiation, Date of Diagnosis (NPCR)
		RX Summ--Radiation, DateDX, RptSrc (SEER IF58)
		RX Summ--Reconstruct 1st (NAACCR)
		RX Summ--Reconstruct 1st (SEER RECONST)
		RX Summ--Reconstruct 1st, Date of DX (COC)
		RX Summ--Reconstruct 1st, Primary Site (COC)
		RX Summ--Reconstruct 1st, DateDx, RptSrc (SEER IF81)
		RX Summ--Reg LN Ex, DateDX, RptSrc, ICDO3 (SEER IF97)
		RX Summ--Reg LN Examined (COC)
		RX Summ--Reg LN Examined (SEER SURGNODE)
		RX Summ--Reg LN Examined, Date of DX (COC)
		RX Summ--Scope Reg 98-02 (COC)
		RX Summ--Scope Reg 98-02, Date of DX (COC)
		RX Summ--Scope Reg 98-02, Date of DX (SEER IF98)
		RX Summ--Scope Reg 98-02, Primary Site, ICDO2 (COC)
		RX Summ--Scope Reg 98-02, Primary Site, ICDO3 (COC)
		RX Summ--Scope Reg 98-02, Site, Rpt, ICDO3 (SEER IF79)
		RX Summ--Scope Reg LN Sur (COC)
		RX Summ--Scope Reg LN Sur (SEER SCOPE)
		RX Summ--Scope Reg LN Sur, Date of DX (NPCR)
		RX Summ--Scope Reg LN Sur, Date of DX (SEER IF100)
		RX Summ--Scope Reg LN Sur, Schema ID (NAACCR)
		RX Summ--Scope Reg LN Sur, Site, ICDO2 (COC)
		RX Summ--Scope Reg LN Sur, Site, ICDO3 (SEER IF109)
		RX Summ--Surg Approach, RX Summ--Surg Site 98-02 (COC)
		RX Summ--Surg Oth 98-02 (COC)
		RX Summ--Surg Oth 98-02, Date of DX (COC)
		RX Summ--Surg Oth 98-02, Date of DX (SEER IF99)

		RX Summ--Surg Oth 98-02, Primary Site (COC)
		RX Summ--Surg Oth 98-02, Site, Rpt, ICDO3 (SEER IF80)
		RX Summ--Surg Oth Reg/Dis (COC)
		RX Summ--Surg Oth Reg/Dis (SEER SURGOTH)
		RX Summ--Surg Oth Reg/Dis, Date of DX (NPCR)
		RX Summ--Surg Oth Reg/Dis, DateDX, RptSrc (SEER IF101)
		RX Summ--Surg Prim Site (COC)
		RX Summ--Surg Prim Site (SEER SURGPRIM)
		RX Summ--Surg Prim Site, Date of DX (NPCR)
		RX Summ--Surg Prim Site, Date of DX (SEER IF102)
		RX Summ--Surg Prim Site, Diag Conf (SEER IF76)
		RX Summ--Surg Prim Site, Lymphoma (COC)
		RX Summ--Surg Prim Site, Primary Site, ICDO2 (COC)
		RX Summ--Surg Prim Site, Primary Site, ICDO3 (COC)
		RX Summ--Surg Prim Site, Schema ID, Primary Site (COC)
		RX Summ--Surg Prim Site, Schema ID, Primary Site (SEER)
		RX Summ--Surg Prim Site, Site, ICDO3 (SEER IF108)
		RX Summ--Surg Site 98-02 (COC)
		RX Summ--Surg Site 98-02, Date of DX (COC)
		RX Summ--Surg Site 98-02, Date of DX (SEER IF103)
		RX Summ--Surg Site 98-02, Diag Conf (SEER IF106)
		RX Summ--Surg Site 98-02, Primary Site (COC)
		RX Summ--Surg Site 98-02, RX Summ--Surg Site (COC)
		RX Summ--Surg Site 98-02, Site, RptSrc (SEER IF78)
		RX Summ--Surg/Rad Seq (NPCR)
		RX Summ--Surg/Rad Seq (SEER RADSEQ)
		RX Summ--Surg/Rad Seq, Date of DX (NPCR)
		RX Summ--Surg/Rad Seq, DateDX, RptSrc (SEER IF60)
		RX Summ--Surgery Type (SEER SURGRX)
		RX Summ--Surgery Type, Diag Conf (SEER IF46)
		RX Summ--Surgery Type, Radiation (SEER IF44)
		RX Summ--Surgery Type, Site, RptSrc (SEER IF29)
		RX Summ--Surgery, Reason for No Surgery (SEER IF51)
		RX Summ--Surgical Approch (COC)
		RX Summ--Surgical Approch, Date of DX (COC)
		RX Summ--Surgical Approch, Primary Site (COC)
		RX Summ--Surgical Margins (COC)
		RX Summ--Surgical Margins (NAACCR)
		RX Summ--Surgical Margins, Primary Site, ICDO2 (COC)
		RX Summ--Surgical Margins, Primary Site, ICDO3 (COC)
		RX Summ--Surgical Margins, Schema ID (NAACCR)

		RX Summ--Systemic/Sur Seq (COC)
		RX Summ--Systemic/Sur Seq, Date of DX (COC)
		RX Summ--Systemic/Sur Seq, Date of DX (NPCR)
		RX Summ--Systemic/Sur Seq, Date of DX (SEER IF154)
		RX Summ--Transplnt/Endocr (COC)
		RX Summ--Transplnt/Endocr (NPCR)
		RX Summ--Transplnt/Endocr, Date of DX (NPCR)
		RX Summ--Transplnt/Endocr, DateDX, Rpt (SEER IF104)
		RX Summ--Transplnt/Endocr, Primary Site (SEER IF28)
		RX Summ--Transplnt/Endocr, Vital Status (COC)
		RX Summ--Treatm Stat, Date 1st Crs RX COC (COC)
		RX Summ--Treatm Stat, Treatment (COC)
		RX Summ--Treatm Stat, Treatment (NAACCR)
		RX Summ--Treatm Stat, Treatment, Blanks (NAACCR)
		RX Summ--Treatment Status (COC)
		RX Summ--Treatment Status, Date of DX (COC)
		RX Summ--Treatment Status, Date of DX (NPCR)
		S Category Clinical, Date DX (NAACCR)
		S Category Clinical, Schema ID, Required (NAACCR)
		S Category Pathological, Date DX (NAACCR)
		S Category Pathological, Schema ID, Required (NAACCR)
		Sarcomatoid Features, Date DX (NAACCR)
		Sarcomatoid Features, Schema ID, Required (NAACCR)
		Schema Discriminator 1, Date DX (NAACCR)
		Schema Discriminator 2, Date DX (NAACCR)
		Schema ID, EOD Mets (SEER)
		Schema ID, EOD Primary Tumor (SEER)
		Schema ID, EOD Regional Nodes (SEER)
		Schema ID, Site, Histo, Schema Discriminator 1 (NAACCR)
		Schema ID, Site, Histo, Schema Discriminator 1 (NPCR)
		Schema ID, Site, Histo, Schema Discriminator 2 (NAACCR)
		Secondary Diagnosis 1 (COC)
		Secondary Diagnosis 1 - 10 (COC)
		Secondary Diagnosis 1, Date DX (COC)
		Secondary Diagnosis 10 (COC)
		Secondary Diagnosis 2 (COC)
		Secondary Diagnosis 3 (COC)
		Secondary Diagnosis 4 (COC)
		Secondary Diagnosis 5 (COC)
		Secondary Diagnosis 6 (COC)
		Secondary Diagnosis 7 (COC)

		Secondary Diagnosis 8 (COC)
		Secondary Diagnosis 9 (COC)
		SEER Cause-Specific COD (NAACCR)
		SEER Coding Sys--Current (NAACCR)
		SEER Coding Sys--Current (SEER)
		SEER Coding Sys--Current, Date of DX (SEER)
		SEER Coding Sys--Original (NAACCR)
		SEER Coding Sys--Original (SEER)
		SEER Derived Items, Date of DX (SEER)
		SEER Other COD (NAACCR)
		SEER Record Number (SEER RECNUM)
		SEER Site-Specific Fact 1, Date DX (SEER)
		SEER Site-Specific Fact 1, Schema ID, Required (SEER)
		SEER Submission Edit 01 (SEER)
		SEER Submission Edit 02 (SEER)
		SEER Type of Follow-Up (SEER TYPEFUP)
		Sentinel Lymph Nodes Ex, Reg Nodes Ex, Date RLN Dissection (COC)
		Sentinel Lymph Nodes Ex, Reg Nodes Ex, Date RLN Dissection, CoC Flag (SEER)
		Sentinel Lymph Nodes Examined (COC)
		Sentinel Lymph Nodes Examined, Date of Sentinel Lymph Node Biopsy Flag (COC)
		Sentinel Lymph Nodes Examined, Regional Nodes Examined (COC)
		Sentinel Lymph Nodes Examined, Sentinel Lymph Nodes Positive (COC)
		Sentinel Lymph Nodes Pos/Ex, Schema ID, Date DX (COC)
		Sentinel Lymph Nodes Pos/Ex, Schema ID, Date DX (SEER)
		Sentinel Lymph Nodes Positive (COC)
		Sentinel Lymph Nodes Positive, Regional Nodes Positive (COC)
		Separate Tumor Nodules, Behavior (NAACCR)
		Separate Tumor Nodules, Date DX (NAACCR)
		Separate Tumor Nodules, Lung, EOD Primary Tumor (SEER)
		Separate Tumor Nodules, Lung, Summary Stage 2018 (NAACCR)
		Separate Tumor Nodules, Schema ID, Required (NAACCR)
		Seq Num--Central, Prim Site, Morph ICDO3 (SEER IF22)
		Seq Num--Hosp, Primary Site, Morph ICDO2 (COC)
		Seq Num--Hosp, Primary Site, Morph ICDO3 (COC)
		Sequence Number--Central (SEER SEQUENC)
		Sequence Number--Hospital (COC)
		Sequence Number--Hospital (NAACCR)
		Serum Albumin Pretreatment Level, Date DX (NAACCR)
		Serum Albumin Pretreatment Level, Schema ID, Required (NAACCR)
		Serum Beta-2 Microglobulin Pretreatment Level, Date DX (NAACCR)
		Serum Beta-2 Microglobulin Pretreatment Level, Schema ID, Required (NAACCR)

		Sex (SEER Sex)
		Sex, Name--First, Date of Birth (NAACCR)
		Sex, Primary Site (SEER IF17)
		Site (1973-91) ICD-O-1 (NAACCR OLDSITE)
		Site (1973-91), Date of Diagnosis (SEER IF69)
		Site Coding Sys--Curr, Site Coding Sys--Orig (COC)
		Site Coding Sys--Current (NAACCR)
		Site Coding Sys--Current, Date of DX (NAACCR)
		Site Coding Sys--Original (NAACCR)
		Site Coding Sys--Original, Date of Diagnosis (COC)
		Site Coding Sys--Original, Date of DX (NAACCR)
		Social Security Number (COC)
		Social Security Number (NAACCR)
		Social Security Number, Date of Diagnosis (COC)
		Social Security Number-Partial (NAACCR)
		Spanish/Hispanic Origin (SEER SPANORIG)
		Spanish/Hispanic Origin, NHIA Derived (NAACCR)
		Spanish/Hispanic Origin, NHIA Derived (SEER IF183)
		SS1977, TNM M c,p pre2016 (NAACCR)
		SS1977, TNM N c,p pre2016 (NAACCR)
		SS2000, TNM M c,p pre2016 (NAACCR)
		SS2000, TNM N c,p pre2016 (NAACCR)
		SSDI Extranodal Extension non-H&N, Blank for Other Schemas (NAACCR)
		SSDI FIGO Stage, Blank for Other Schemas (NAACCR)
		SSDI for Appendix & Colorectal, Blank for Other Schemas (NAACCR)
		SSDI for Bone, Blank for Other Schemas (NAACCR)
		SSDI for Brain,CNS, Blank for Other Schemas (NAACCR)
		SSDI for Breast, Blank for Other Schemas (NAACCR)
		SSDI for Corpus Uteri, Blank for Other Schemas (NAACCR)
		SSDI for Esophagus, Blank for Other Schemas (NAACCR)
		SSDI for GIST, Blank for Other Schemas (NAACCR)
		SSDI for Head & Neck, Blank for Other Schemas (NAACCR)
		SSDI for HemeRetic, Blank for Other Schemas (NAACCR)
		SSDI for Kidney, Blank for Other Schemas (NAACCR)
		SSDI for Lacrimal Gland, Blank for Other Schemas (NAACCR)
		SSDI for Liver & Biliary, Blank for Other Schemas (NAACCR)
		SSDI for Lung & Pleura, Blank for Other Schemas (NAACCR)
		SSDI for Lymphoma, Blank for Other Schemas (NAACCR)
		SSDI for Mycosis Fungoides, Blank for Other Schemas (NAACCR)
		SSDI for Ophthalmic Melanoma, Blank for Other Schemas (NAACCR)
		SSDI for Ovary, Fallopian Tube, Primary Peritoneal, Blank for Other Schemas (NAACCR)

		SSDI for Placenta, Blank for Other Schemas (NAACCR)
		SSDI for Plasma Cell Myeloma, Blank for Other Schemas (NAACCR)
		SSDI for Prostate, Blank for Other Schemas (NAACCR)
		SSDI for Retinoblastoma, Blank for Other Schemas (NAACCR)
		SSDI for Skin, Blank for Other Schemas (NAACCR)
		SSDI for Soft Tissue, Blank for Other Schemas (NAACCR)
		SSDI for Testis, Blank for Other Schemas (NAACCR)
		SSDI for Vulva, Vagina, Cervix, Blank for Other Schemas (NAACCR)
		SSDI LDH Pretreatment Level, Blank for Other Schemas (NAACCR)
		SSDI Perineural Invasion, Blank for Other Schemas (NAACCR)
		SSDI, DCO (NAACCR)
		SSDIs, Benign Brain and CNS (NAACCR)
		State at DX Geocode 1970/80/90 (NAACCR)
		State at DX Geocode 2000 (NAACCR)
		State at DX Geocode 2010 (NAACCR)
		State at DX Geocode 2020 (NAACCR)
		Subsq RX 2ndCrS Date Flag (NAACCR)
		Subsq RX 3rdCrS Date Flag (NAACCR)
		Subsq RX 4thCrS Date Flag (NAACCR)
		Summ Stg 1977, Site, Hist ICDO2, Class (NAACCR)
		Summ Stg 1977, Site, Hist ICDO2, Rpt Srce (NAACCR)
		Summ Stg 2000, Site, Hist ICDO3, Class (NAACCR)
		Summ Stg 2000, Site, Hist ICDO3, Rpt Srce (NAACCR)
		Summary Stage 1977 (NAACCR)
		Summary Stage 1977, Class of Case (COC)
		Summary Stage 1977, Date DX, Date 1st Cont (NAACCR)
		Summary Stage 1977, Date of Diagnosis (NAACCR)
		Summary Stage 1977, EOD--LN Involv, ICDO2 (NAACCR)
		Summary Stage 1977, Histology ICDO2 (COC)
		Summary Stage 1977, Primary Site-Ed 4, ICDO2 (COC)
		Summary Stage 1977, Primary Site-Ed 5, ICDO2 (COC)
		Summary Stage 1977, Regional Nodes Pos (NAACCR)
		Summary Stage 1977, Summary Stage 2000 (NAACCR)
		Summary Stage 1977, TNM M (NAACCR)
		Summary Stage 1977, TNM N (NAACCR)
		Summary Stage 1977, TNM Stage Group (COC)
		Summary Stage 1977, Type of Report Source (NAACCR)
		Summary Stage 2000 (NAACCR)
		Summary Stage 2000, Date DX, Date 1st Cont (NAACCR)
		Summary Stage 2000, Date of Diagnosis (COC)
		Summary Stage 2000, Date of Diagnosis (NAACCR)

		Summary Stage 2000, Date of Diagnosis (SEER)
		Summary Stage 2000, EOD--LN Involv, ICDO3 (NAACCR)
		Summary Stage 2000, Over-ride CS 20 (NPCR)
		Summary Stage 2000, Primary Site-Ed 5, ICDO3 (COC)
		Summary Stage 2000, Primary Site-Ed 6, ICDO3 (COC)
		Summary Stage 2000, Regional Nodes Pos (NAACCR)
		Summary Stage 2000, TNM M (NAACCR)
		Summary Stage 2000, TNM M 2016 (NAACCR)
		Summary Stage 2000, TNM N (NAACCR)
		Summary Stage 2000, TNM N 2016 (NAACCR)
		Summary Stage 2000, TNM Stage Group (COC)
		Summary Stage 2018 (NAACCR)
		Summary Stage 2018, Behavior Code ICDO3 (NAACCR)
		Summary Stage 2018, Date of DX (NAACCR)
		Summary Stage 2018, Date of DX (SEER)
		Summary Stage 2018, EOD (SEER)
		Summary Stage 2018, Regional Nodes Positive (NAACCR)
		Summary Stage 2018, Schema ID (NAACCR)
		Surgery 98-02, Rad, Rad Surg (SEER IF105)
		Surgery 98-02, Reason for No Surg (SEER IF107)
		Surgery Rad, Phase I Rad Surg (SEER)
		Surgery Rad, Rad Surg (SEER IF75)
		Surgery, Rad, Surg/Rad Seq (COC)
		Surgery, Reason for No Surg (SEER IF77)
		Surgery, Reason No Surg (COC)
		Surgery, RX Date Surgery, ICDO2 (COC)
		Surgery, RX Date Surgery, ICDO3 (COC)
		Surgery, RX Date Surgery, Schema ID (COC)
		Surv--Cases Dx After Study Cutoff (SEER)
		Surv-Date Active Followup (SEER)
		Surv-Date Active Followup, Date Last Cont (SEER)
		Surv-Date Active Followup, Mos, Flag (SEER)
		Surv-Date DX Recode (SEER)
		Surv-Date DX Recode, Date of Diagnosis (SEER)
		Surv-Date Presumed Alive (SEER)
		Surv-Date Presumed Alive, Date Last Cont, DX (SEER)
		Surv-Date Presumed Alive, Mos, Flag (SEER)
		Surv-Flag Active Followup (SEER)
		Surv-Flag Active Followup, Mos Act Followup (SEER)
		Surv-Flag Active Followup, Type Report Src (SEER)
		Surv-Flag Presumed Alive (SEER)

		Surv-Flag Presumed Alive, Mos Presumed Alive (SEER)
		Surv-Flag Presumed Alive, Type Report Src (SEER)
		Surv-Mos Active Followup (SEER)
		Surv-Mos Presumed Alive (SEER)
		Systemic RX, Surgery, Systemic/Sur Seq (COC)
		Telephone (COC)
		Testis Serum Markers Post-Orchiectomy, Lab Value (NAACCR)
		Testis Serum Markers Post-Orchiectomy, Lab Value, CoC Flag (SEER)
		Testis Serum Markers Post-Orchiectomy, Range (NAACCR)
		Text--Dx Proc--Path, Diagnostic Confirm (NAACCR)
		Text--Histology Title (NAACCR)
		Text--Primary Site Title (NAACCR)
		Thrombocytopenia, Date DX (NAACCR)
		Thrombocytopenia, Schema ID, Required (NAACCR)
		Thyroid, Nodes Pos/Ex, EOD Regional Nodes (SEER)
		TNM Clin Descriptor (COC)
		TNM Clin Descriptor, Date of Diagnosis (NPCR)
		TNM Clin Descriptor, Date of Diagnosis (SEER)
		TNM Clin Descriptor, Histologies - Ed 7 (COC)
		TNM Clin Descriptor, Stage, Lymphoma (COC)
		TNM Clin Descriptor, TNM Fields (NPCR)
		TNM Clin M c,p pre2016 (NAACCR)
		TNM Clin M Conv (COC)
		TNM Clin M, Date of Diagnosis (COC)
		TNM Clin N c,p pre2016 (NAACCR)
		TNM Clin N Conv (COC)
		TNM Clin N, Date of Diagnosis (COC)
		TNM Clin N, Digestive, Assess Nodes SSF (COC)
		TNM Clin Stage Group (COC)
		TNM Clin Stage Group, 2016 (COC)
		TNM Clin Stage Group, Date of Diagnosis (COC)
		TNM Clin Stage Group, SSF 2 Lymphoma (COC)
		TNM Clin Stage Group, TNM Items, ICDO3 (COC)
		TNM Clin Stage Group, TNM Path Stage Group (COC)
		TNM Clin Stage Group, TNM Path Stage Group (NAACCR)
		TNM Clin Staged By (COC)
		TNM Clin Staged By, Date of Diagnosis (COC)
		TNM Clin Staged By, Date of Diagnosis (SEER)
		TNM Clin T c,p pre2016 (NAACCR)
		TNM Clin T Conv (COC)
		TNM Clin T, Clin M (COC)

		TNM Clin T, Clin N (COC)
		TNM Clin T, Clin Size, Site Spec - Ed 7 (SEER)
		TNM Clin T, Date of Diagnosis (COC)
		TNM Clin T, Date of Diagnosis (SEER)
		TNM Clin T, Histology, Grade, Thyroid (COC)
		TNM Clin T, N, M, In Situ (COC)
		TNM Clin T, SSF 2 Melanoma Conjunctiva (COC)
		TNM Clin T, SSF 3 Soft Tissue (COC)
		TNM Clin T, Surgery, Prostate (COC)
		TNM Edition Number (COC)
		TNM Edition Number (NAACCR)
		TNM Edition Number (SEER)
		TNM Edition Number, AJCC ID (COC)
		TNM Edition Number, Date of Diagnosis (CCCR)
		TNM Edition Number, Date of Diagnosis (COC)
		TNM Edition Number, Date of Diagnosis (NPCR)
		TNM Edition Number, Date of Diagnosis (SEER)
		TNM Edition Number, Date of Diagnosis, CoC Flag (NPCR)
		TNM Edition Number, No AJCC Ed 5 Scheme, ICDO3 (COC)
		TNM Edition Number, No AJCC Ed 6 Scheme, ICDO3 (COC)
		TNM Edition Number, TNM Fields (NPCR)
		TNM Edition, TNM Clin Stage, TNM Path Stage (COC)
		TNM Edition, TNM Clin Stage, TNM Path Stg (NAACCR)
		TNM Fields, Type of Reporting Source (SEER)
		TNM Groups Beh 3 with Insitu 88 (COC)
		TNM Groups Not Stageable - Insitu (COC)
		TNM Items, DX Post 2017 (NAACCR)
		TNM M, Mets at DX (COC)
		TNM M, Mets at DX, Melanoma of Skin (COC)
		TNM M, SSF 3 Kidney (COC)
		TNM M, SSF 4 Melanoma of Skin (COC)
		TNM M, SSF 4 Uveal Melanoma (COC)
		TNM N, Size Nodes, Site Spec - Ed 7 (COC)
		TNM N, SSF 3 Melanoma of Skin (COC)
		TNM N, SSF 3 Merkel Cell (COC)
		TNM N, SSF 3, 5 Corpus Uteri (COC)
		TNM N, SSF 4, 6 Fallopian Tube (COC)
		TNM N, SSF 5 Testis (COC)
		TNM Path cNO 2016 (COC)
		TNM Path Descriptor (COC)
		TNM Path Descriptor, Date of Diagnosis (NPCR)

		TNM Path Descriptor, Date of Diagnosis (SEER)
		TNM Path Descriptor, RX Dates - Ed 7 (COC)
		TNM Path Descriptor, TNM Fields (NPCR)
		TNM Path M c,p pre2016 (NAACCR)
		TNM Path M Conv (COC)
		TNM Path M, Date of Diagnosis (COC)
		TNM Path M1, Clin T, N (COC)
		TNM Path N c,p pre2016 (NAACCR)
		TNM Path N Conv (COC)
		TNM Path N, Date of Diagnosis (COC)
		TNM Path N, Reg Nodes Ex - Ed 7 (COC)
		TNM Path N, Reg Nodes Pos - Ed 7 (COC)
		TNM Path N, Reg Nodes Pos,Ex, Breast - Ed 7 (COC)
		TNM Path N, SSF 3, 4, 5 Breast (COC)
		TNM Path N, SSF 4 Colon (COC)
		TNM Path Stage Group (COC)
		TNM Path Stage Group, 2016 (COC)
		TNM Path Stage Group, Date of Diagnosis (COC)
		TNM Path Stage Group, Prim Site, Surg - Ed 7 (COC)
		TNM Path Stage Group, TNM Items, ICDO3 (COC)
		TNM Path Stage Group, TNM Items, ICDO3 (NAACCR)
		TNM Path Staged By (COC)
		TNM Path Staged By (NAACCR)
		TNM Path Staged By, Date of Diagnosis (COC)
		TNM Path Staged By, Date of Diagnosis (SEER)
		TNM Path T c,p pre2016 (NAACCR)
		TNM Path T Conv (COC)
		TNM Path T, Date of Diagnosis (COC)
		TNM Path T, Depth, Melanoma - Ed 7 (COC)
		TNM Path T, N, M, In Situ (COC)
		TNM Path T, Path M (COC)
		TNM Path T, Path N (COC)
		TNM Path T, Path Size, Site Spec - Ed 7 (SEER)
		TNM Path T, Primary Site, Surgery - Ed 7 (COC)
		TNM Path T, SSF 1 Retinoblastoma (COC)
		TNM Path T, SSF 1, 2, 3 Kidney (COC)
		TNM Path T, SSF 2, 7 Melanoma Skin (COC)
		TNM Path T, SSF 3 Prostate (COC)
		TNM Stage, Date Dx,Type Report Source (NPCR)
		TNM T, Breast, Inflam Carcinoma (COC)
		TNM T, Clin and Path Stage, Behavior 2 (COC)

		TNM T, Clin and Path Stage, Behavior 3 (COC)
		TNM T, Deep Sites Soft Tissue (COC)
		TNM T, Descriptor, SSF 1 Thyroid (COC)
		TNM T, N, M - No Primary Found (COC)
		TNM T, Size, Uveal Melanoma (COC)
		TNM T, SSF 1 Conjunctiva (COC)
		TNM T, SSF 1, 2 Lung (COC)
		TNM T, SSF 10 Bile Ducts Intrahepatic (COC)
		TNM T, SSF 12, Tumor Size, Carcinoma of Skin (COC)
		TNM T, SSF 6 Breast (COC)
		TNM T, SSF 6 Skin of Eyelid (COC)
		TNM T, SSize, Site Spec - Ed 7 (COC)
		TNM T3, Carcinoma of Skin (COC)
		Total Dose (COC)
		Tumor Deposits, Colorectal, EOD Regional Nodes (SEER)
		Tumor Deposits, Colorectal, Summary Stage 2018 (NAACCR)
		Tumor Deposits, Colorectal, Surgery (NAACCR)
		Tumor Deposits, Date DX (NAACCR)
		Tumor Deposits, Schema ID, Required (NAACCR)
		Tumor Growth Pattern, Date DX (NAACCR)
		Tumor Growth Pattern, Schema ID, Required (NAACCR)
		Tumor Marker 1 (SEER TUMMARK1)
		Tumor Marker 1, Date of Diagnosis (SEER IF65)
		Tumor Marker 1, Primary Site, Morph ICDO2 (COC)
		Tumor Marker 1, Primary Site, Morph ICDO3 (COC)
		Tumor Marker 1, Type of Report Srce (SEER IF67)
		Tumor Marker 2 (SEER TUMMARK2)
		Tumor Marker 2, Date of Diagnosis (SEER IF66)
		Tumor Marker 2, Primary Site (COC)
		Tumor Marker 2, Type of Report Srce (SEER IF68)
		Tumor Marker 3 (SEER TUMMARK3)
		Tumor Marker 3, Date of Diagnosis (SEER IF73)
		Tumor Marker 3, Primary Site (COC)
		Tumor Marker 3, Type of Report Srce (SEER IF74)
		Tumor Record Number (NAACCR)
		Tumor Size 998, Schema ID (NAACCR)
		Tumor Size 999, Schema ID (NAACCR)
		Tumor Size Clin, Path, Summ (NAACCR)
		Tumor Size Clinical (SEER)
		Tumor Size Clinical, Date of Diagnosis (SEER)
		Tumor Size Clinical, Primary Site (SEER)

		Tumor Size Clinical, TNM Clin T (SEER)
		Tumor Size Pathologic (SEER)
		Tumor Size Pathologic, Date of Diagnosis (SEER)
		Tumor Size Pathologic, Primary Site (SEER)
		Tumor Size Pathologic, SSF 6 Breast (SEER)
		Tumor Size Pathologic, TNM Path T (SEER)
		Tumor Size Summary (NPCR)
		Tumor Size Summary, Date of Diagnosis (NPCR)
		Tumor Size Summary, Primary Site (COC)
		Tumor Size Summary, TNM Clin/Path T (COC)
		Type of Rep Srce(DC),Seq Num--Cent,ICDO3 (SEER IF04)
		Type of Report Srce (AO), Date of Dx (SEER IF02)
		Type of Report Srce (DC/AO), SEER Fup (SEER IF10)
		Type of Report Srce(DC), EOD Coding Sys (SEER IF11)
		Type of Report Srce(DC/AO), COD (SEER IF09)
		Type of Report Srce(DC/AO), Diag Conf (SEER IF05)
		Type of Report Srce(DC/AO), Vit Stat (COC)
		Type of Report Srce(DC/AO), Vital Stat (SEER IF08)
		Type of Report Srce, Diagnostic Proc (SEER IF20)
		Type of Reporting Source (SEER RPRTSRC)
		Type of Reporting Source, Date of DX (SEER IF152)
		Ulceration, Date DX (NAACCR)
		Ulceration, Schema ID, Required (NAACCR)
		Unknown Site, Hist ICDO3, Summ Stg 1977 (NAACCR)
		Unknown Site, Laterality (SEER IF138)
		Unknown Site, Summary Stage 1977, ICDO2 (NAACCR)
		URIC 2000 (NAACCR)
		URIC 2010 (NAACCR)
		Verify ICDO2 to ICDO3 Conversion (NAACCR)
		Visceral and Parietal Pleura Invasion, Lung, EOD Primary Tumor (SEER)
		Visceral and Parietal Pleura Invasion, Lung, Summary Stage 2018 (NAACCR)
		Visceral and Parietal Pleural Invasion, Date DX (NAACCR)
		Visceral and Parietal Pleural Invasion, Schema ID, Required (NAACCR)
		Vital Status (COC)
		Vital Status Recode (NAACCR)
		Vital Status, Cause of Death (NPCR)
		Vital Status, Cause of Death (SEER IF36)
		Abstracted By (NAACCR)
		Abstracted By, Date of Diagnosis (COC)
		Accession Number, Class of Case, Seq Number (COC)
		Accession Number--Hosp (COC)

		Addr at DX--City (COC)
		Addr at DX--City (NAACCR)
		Addr at DX--City, Date of Diagnosis (COC)
		Addr at DX--Country (COC)
		Addr at DX--Country (NAACCR)
		Addr at DX--Country, Date of Diagnosis (COC)
		Addr at DX--Country, Date of Diagnosis (NAACCR)
		Addr at DX--Country, State (NAACCR)
		Addr at DX--No/Street (COC)
		Addr at DX--No/Street (NAACCR)
		Addr at DX--No/Street, Date of Diagnosis (COC)
		Addr at DX--Postal Code (NAACCR)
		Addr at DX--Postal Code, Addr at DX--State (COC)
		Addr at DX--State (COC)
		Addr at DX--State (NAACCR)
		Addr at DX--State, Date of Diagnosis (COC)
		Addr at DX--State, Postal Code Range (NAACCR)
		Addr at DX--Supplementl (COC)
		Addr Current--City (COC)
		Addr Current--City (NAACCR)
		Addr Current--City, Date of Diagnosis (COC)
		Addr Current--Country (COC)
		Addr Current--Country (NAACCR)
		Addr Current--Country, Date of Diagnosis (COC)
		Addr Current--Country, Date of Diagnosis (NAACCR)
		Addr Current--Country, State (NAACCR)
		Addr Current--No/Street (COC)
		Addr Current--No/Street (NAACCR)
		Addr Current--No/Street, Date of Diagnosis (COC)
		Addr Current--Postal Code (COC)
		Addr Current--Postal Code (NAACCR)
		Addr Current--Postal Code, Addr Current-State (COC)
		Addr Current--Postal Code, Date of Diagnosis (COC)
		Addr Current--State (COC)
		Addr Current--State (NAACCR)
		Addr Current--State, Date of Diagnosis (COC)
		Addr Current--Supplementl (COC)
		Age at Diagnosis (SEER AGEDX)
		Age at Diagnosis, Text--Usual Industry (NAACCR)
		Age at Diagnosis, Text--Usual Occupation (NAACCR)
		Age, Birth Date, Date of Diagnosis (NAACCR IF13)
		Age, Histologic Type, COD, ICDO3 (SEER IF43)
		Age, Primary Site, Morph ICDO3--Adult (SEER)

		Age, Primary Site, Morph ICDO3--Pediatric (NPCR)
		Age, Primary Site, Morphology ICDO2 (SEER IF15)
		Age, Primary Site, Morphology ICDO3 (SEER IF15)
		Ambig Term DX, Date Conclusive DX (SEER IF162)
		Ambiguous Terminology DX (SEER)
		Ambiguous Terminology DX, Date of DX (CCCR)
		Ambiguous Terminology DX, Date of DX (SEER IF157)
		Archive FIN (COC)
		Archive FIN, Date of Diagnosis (COC)
		Autopsy Only, RX (NPCR)
		Behav ICDO2, Date of DX, ICDO2 Conv Flag(SEER IF85
		Behav ICDO3, Date of DX, ICDO3 Conv Flag(SEER IF87
		Behavior (73-91) ICD-O-1 (SEER)
		Behavior Code ICDO2, Sequence Number--Hosp (COC)
		Behavior Code ICDO3, Seq Num--Central (SEER IF114)
		Behavior Code ICDO3, Sequence Number--Hosp (COC)
		Behavior ICDO2 (COC)
		Behavior ICDO2, Behavior ICDO3 (SEER IF115)
		Behavior ICDO2, Date of Diagnosis (NAACCR)
		Behavior ICDO2, Histology ICDO2 (NAACCR)
		Behavior ICDO2, Summary Stage 1977 (NAACCR)
		Behavior ICDO3 (COC)
		Behavior ICDO3 Conversion (NAACCR)
		Behavior ICDO3, Date of Diagnosis (NAACCR)
		Behavior ICDO3, Site, Histology ICDO3 (NAACCR)
		Behavior ICDO3, Summary Stage 1977 (NAACCR)
		Behavior ICDO3, Summary Stage 2000 (NAACCR)
		Birthplace (SEER POB)
		Birthplace, Country, State (NAACCR)
		Birthplace--Country (COC)
		Birthplace--Country (NAACCR)
		Birthplace--Country, Date of Diagnosis (COC)
		Birthplace--Country, Date of Diagnosis (NAACCR)
		Birthplace--Country, State (NAACCR)
		Birthplace--State (COC)
		Birthplace--State (NAACCR)
		Birthplace--State, Date of Diagnosis (COC)
		Birthplace--State, Date of Diagnosis (NAACCR)
		Bladder, RX Hosp--Surg Prim Site, BRM (COC)
		Bladder, RX Summ--Surg Prim Site, BRM (COC)
		Cancer Status (COC)
		Cancer Status (NAACCR)
		Casefinding Source (NAACCR)

		Casefinding Source, Date of DX (SEER IF153)
		Cause of Death (NAACCR)
		Cause of Death (SEER COD)
		Census Block Group 2000 (NAACCR)
		Census Block Group 2010 (NAACCR)
		Census Block Grp 1970-90 (NAACCR)
		Census Cod Sys 1970/80/90 (SEER RESSYST)
		Census Cod Sys 1970/80/90, Date of Diag (SEER IF49)
		Census Ind Code 1970-2000 vs. Coding System (NPCR)
		Census Ind Code 2010 (NPCR)
		Census Occ Code 1970-2000 vs. Coding System (NPCR)
		Census Occ Code 2010 (NPCR)
		Census Occ/Ind Sys 70-00 (NPCR)
		Census Tr Cert 1970/80/90 (SEER CENSCERT)
		Census Tr Certainty 2000 (SEER)
		Census Tr Certainty 2000, Date of DX (SEER IF112)
		Census Tr Certainty 2010 (SEER)
		Census Tr Poverty Indictr (SEER)
		Census Tr Poverty Indictr, Date of DX (NPCR)
		Census Tr Poverty Indictr, Date of DX (SEER)
		Census Tract 1970/80/90 (SEER TRACT)
		Census Tract 1970/80/90, Census Cod Sys (SEER IF45)
		Census Tract 2000 (SEER)
		Census Tract 2000, Date of DX (SEER IF111)
		Census Tract 2000, State, County at DX (NPCR)
		Census Tract 2000, State, County, 2000-2009 (NPCR)
		Census Tract 2010 (SEER)
		Census Tract 2010, State, County at DX (NPCR)
		Census Tract 2010, State, County, 2010-2019 (NPCR)
		Cervix In Situ ICDO3 (SEER IF88)
		Class of Case (COC)
		Class of Case, RX (COC)
		Class of Case, Date of 1st Cont, Date of DX (COC)
		Class of Case, Type of Reporting Source (NAACCR)
		Class of Case,Prim Site,Hist, Beh,DX (COC)
		Class, Date Diag, Date Last Cont, Vit Stat (COC)
		COC Coding Sys--Curr, COC Coding Sys--Orig (COC)
		COC Coding Sys--Current (COC)
		COC Coding Sys--Current (NAACCR)
		COC Coding Sys--Current, Date of Diagnosis (NAACCR)
		COC Coding Sys--Original (COC)
		COC Coding Sys--Original, Date of Dia gnosis (COC)
		COC Coding Sys--Original, Date of DX (NAACCR)

		Coding System for EOD (SEER EODSYST)
		Comorbid/Compl 1, Secondary DX 1, Date DX (COC)
		Comorbid/Complication 1 - 10 (COC)
		Comorbid/Complication 1, Date DX (COC)
		Comorbid/Complication 10, Date DX (COC)
		Comorbid/Complication 2, Date DX (COC)
		Comorbid/Complication 3, Date DX (COC)
		Comorbid/Complication 4, Date DX (COC)
		Comorbid/Complication 5, Date DX (COC)
		Comorbid/Complication 6, Date DX (COC)
		Comorbid/Complication 7, Date DX (COC)
		Comorbid/Complication 8, Date DX (COC)
		Comorbid/Complication 9, Date DX (COC)
		CompEthn, Date of Diag (SEER IF71)
		Computed Ethnicity (SEER COMPETHN)
		Computed Ethnicity Source (SEER ETHNSRC)
		County (SEER IFCOUNTY)
		County at DX (COC)
		County at DX (NAACCR)
		County at DX (NPCR)
		County at DX, Addr at DX--State (NAACCR)
		County at DX, Date of Diagnosis (COC)
		CS Eval Items, Class of Case (CS)
		CS Eval Items, Type of Reporting Source (CS)
		CS Eval Items, Vital Status (CS)
		CS Ext, Histol ICDO3, Breast Schema (CS)
		CS Ext, LN, Mets at DX, SSF 1, Retinoblastoma (CS)
		CS Ext, LN, Mets at DX, SSF 3, Prostate (CS)
		CS Ext, Surg, TS/Ext Eval, Prostate (CS)
		CS Ext,TS/Ext Eval, SSF 1, MelanomaConjunc (CS)
		CS Extension (CS)
		CS Extension, Brain Schema (CS)
		CS Extension, CS Lymph Nodes, CS Mets at DX (CS)
		CS Extension, CS Tumor Size, Breast Schema (CS)
		CS Extension, CS Tumor Size, MycosisFungoides (CS)
		CS Extension, CS Tumor Size, Site, Hist ICDO3 (CS)
		CS Extension, Hematopoietic (CS)
		CS Extension, Hist, Grade, Esophagus Schema (CS)
		CS Extension, Hist, Grade, EsophagusGEJunction(CS)
		CS Extension, Histology, Grade, Thyroid (CS)
		CS Extension, KidneyRenalPelvis Schema (CS)
		CS Extension, Lymphoma Schema (CS)
		CS Extension, Morphology, Bladder ICDO3 (CS)

		CS Extension, Mycosis Fungoides Schema (CS)
		CS Extension, Myeloma Plasma Cell Disorder (CS)
		CS Extension, Primary Site, Behavior ICDO3 (CS)
		CS Extension, Schema (CS)
		CS Extension, SSF 1, Conjunctiva Schema (CS)
		CS Extension, SSF 1, Head and Neck Schemas (CS)
		CS Extension, SSF 1, Lung Schema (CS)
		CS Extension, SSF 1, Melanoma Conjunctiva (CS)
		CS Extension, SSF 1, Thyroid Schema (CS)
		CS Extension, SSF 11, Merkel Cell Vulva Schema (CS)
		CS Extension, SSF 11, Vulva Schema (CS)
		CS Extension, SSF 16, Merkel Cell Schemas (CS)
		CS Extension, SSF 16, Scrotum Schema (CS)
		CS Extension, SSF 16, Skin Schema (CS)
		CS Extension, SSF 17, Merkel Cell Schemas (CS)
		CS Extension, SSF 17, Penis Schema (CS)
		CS Extension, SSF 18, Merkel Cell Schemas (CS)
		CS Extension, SSF 2, Bladder Schema (CS)
		CS Extension, SSF 2, Kidney Renal Pelvis (CS)
		CS Extension, SSF 2, Lung Schema (CS)
		CS Extension, SSF 2, Melanoma Choroid (CS)
		CS Extension, SSF 2, Melanoma Ciliary Body (CS)
		CS Extension, SSF 2, Vagina Schema (CS)
		CS Extension, SSF 24, Breast Schema (CS)
		CS Extension, SSF 3, Behavior, Prostate (CS)
		CS Extension, SSF 3, Bladder Schema (CS)
		CS Extension, SSF 3, Breast Schema (CS)
		CS Extension, SSF 3, Corpus Carcinoma Schema (CS)
		CS Extension, SSF 3, Head and Neck Schemas (CS)
		CS Extension, SSF 3, Melanoma Choroid (CS)
		CS Extension, SSF 3, Melanoma Ciliary Body (CS)
		CS Extension, SSF 4, Fallopian Tube Schema (CS)
		CS Extension, SSF 4, Head and Neck Schemas (CS)
		CS Extension, SSF 4, Vagina Schema (CS)
		CS Extension, SSF 5, Corpus Carcinoma Schema (CS)
		CS Extension, SSF 5, Head and Neck Schemas (CS)
		CS Extension, SSF 5, Testis Schema (CS)
		CS Extension, SSF 6, Fallopian Tube Schema (CS)
		CS Extension, SSF 6, Head and Neck Schemas (CS)
		CS Extension, SSF 6, Vagina Schema (CS)
		CS Extension, SSF 8, Kidney Parenchyma (CS)
		CS Extension, SSF 9, Head and Neck Schemas (CS)
		CS Extension, Surgery, Prostate Schema (CS)

		CS Extension, TS/Ext Eval, Prostate Schema (CS)
		CS Extension, Tumor Size, Lung Schema (CS)
		CS Items - CCCR Required - Non-SSF (CS)
		CS Items - CCCR Required - SSF 1 (CS)
		CS Items - CCCR Required - SSF 10 (CS)
		CS Items - CCCR Required - SSF 11 (CS)
		CS Items - CCCR Required - SSF 12 (CS)
		CS Items - CCCR Required - SSF 13 (CS)
		CS Items - CCCR Required - SSF 14 (CS)
		CS Items - CCCR Required - SSF 15 (CS)
		CS Items - CCCR Required - SSF 16 (CS)
		CS Items - CCCR Required - SSF 17 (CS)
		CS Items - CCCR Required - SSF 18 (CS)
		CS Items - CCCR Required - SSF 19 (CS)
		CS Items - CCCR Required - SSF 2 (CS)
		CS Items - CCCR Required - SSF 20 (CS)
		CS Items - CCCR Required - SSF 21 (CS)
		CS Items - CCCR Required - SSF 22 (CS)
		CS Items - CCCR Required - SSF 23 (CS)
		CS Items - CCCR Required - SSF 24 (CS)
		CS Items - CCCR Required - SSF 3 (CS)
		CS Items - CCCR Required - SSF 4 (CS)
		CS Items - CCCR Required - SSF 5 (CS)
		CS Items - CCCR Required - SSF 6 (CS)
		CS Items - CCCR Required - SSF 7 (CS)
		CS Items - CCCR Required - SSF 8 (CS)
		CS Items - CCCR Required - SSF 9 (CS)
		CS Items - COC Required - Non-SSF (CS)
		CS Items - COC Required - SSF 1 (CS)
		CS Items - COC Required - SSF 10 (CS)
		CS Items - COC Required - SSF 11 (CS)
		CS Items - COC Required - SSF 12 (CS)
		CS Items - COC Required - SSF 13 (CS)
		CS Items - COC Required - SSF 14 (CS)
		CS Items - COC Required - SSF 15 (CS)
		CS Items - COC Required - SSF 16 (CS)
		CS Items - COC Required - SSF 17 (CS)
		CS Items - COC Required - SSF 18 (CS)
		CS Items - COC Required - SSF 19 (CS)
		CS Items - COC Required - SSF 2 (CS)
		CS Items - COC Required - SSF 20 (CS)
		CS Items - COC Required - SSF 21 (CS)
		CS Items - COC Required - SSF 22 (CS)

		CS Items - COC Required - SSF 23 (CS)
		CS Items - COC Required - SSF 24 (CS)
		CS Items - COC Required - SSF 3 (CS)
		CS Items - COC Required - SSF 4 (CS)
		CS Items - COC Required - SSF 5 (CS)
		CS Items - COC Required - SSF 6 (CS)
		CS Items - COC Required - SSF 7 (CS)
		CS Items - COC Required - SSF 8 (CS)
		CS Items - COC Required - SSF 9 (CS)
		CS Items - NPCR Required - Non-SSF (CS)
		CS Items - NPCR Required - SSF 1 (CS)
		CS Items - NPCR Required - SSF 10 (CS)
		CS Items - NPCR Required - SSF 11 (CS)
		CS Items - NPCR Required - SSF 12 (CS)
		CS Items - NPCR Required - SSF 13 (CS)
		CS Items - NPCR Required - SSF 14 (CS)
		CS Items - NPCR Required - SSF 15 (CS)
		CS Items - NPCR Required - SSF 16 (CS)
		CS Items - NPCR Required - SSF 17 (CS)
		CS Items - NPCR Required - SSF 18 (CS)
		CS Items - NPCR Required - SSF 19 (CS)
		CS Items - NPCR Required - SSF 2 (CS)
		CS Items - NPCR Required - SSF 20 (CS)
		CS Items - NPCR Required - SSF 21 (CS)
		CS Items - NPCR Required - SSF 22 (CS)
		CS Items - NPCR Required - SSF 23 (CS)
		CS Items - NPCR Required - SSF 24 (CS)
		CS Items - NPCR Required - SSF 3 (CS)
		CS Items - NPCR Required - SSF 4 (CS)
		CS Items - NPCR Required - SSF 5 (CS)
		CS Items - NPCR Required - SSF 6 (CS)
		CS Items - NPCR Required - SSF 7 (CS)
		CS Items - NPCR Required - SSF 8 (CS)
		CS Items - NPCR Required - SSF 9 (CS)
		CS Items - Required for Staging - SSF 1 (NAACCR)
		CS Items - Required for Staging - SSF 10 (NAACCR)
		CS Items - Required for Staging - SSF 11 (NAACCR)
		CS Items - Required for Staging - SSF 12 (NAACCR)
		CS Items - Required for Staging - SSF 13 (NAACCR)
		CS Items - Required for Staging - SSF 14 (NAACCR)
		CS Items - Required for Staging - SSF 15 (NAACCR)
		CS Items - Required for Staging - SSF 16 (NAACCR)
		CS Items - Required for Staging - SSF 17 (NAACCR)

		CS Items - Required for Staging - SSF 18 (NAACCR)
		CS Items - Required for Staging - SSF 19 (NAACCR)
		CS Items - Required for Staging - SSF 2 (NAACCR)
		CS Items - Required for Staging - SSF 20 (NAACCR)
		CS Items - Required for Staging - SSF 21 (NAACCR)
		CS Items - Required for Staging - SSF 22 (NAACCR)
		CS Items - Required for Staging - SSF 23 (NAACCR)
		CS Items - Required for Staging - SSF 24 (NAACCR)
		CS Items - Required for Staging - SSF 3 (NAACCR)
		CS Items - Required for Staging - SSF 4 (NAACCR)
		CS Items - Required for Staging - SSF 5 (NAACCR)
		CS Items - Required for Staging - SSF 6 (NAACCR)
		CS Items - Required for Staging - SSF 7 (NAACCR)
		CS Items - Required for Staging - SSF 8 (NAACCR)
		CS Items - Required for Staging - SSF 9 (NAACCR)
		CS Items - SEER Required - Non-SSF (CS)
		CS Items - SEER Required - SSF 1 (CS)
		CS Items - SEER Required - SSF 10 (CS)
		CS Items - SEER Required - SSF 11 (CS)
		CS Items - SEER Required - SSF 12 (CS)
		CS Items - SEER Required - SSF 13 (CS)
		CS Items - SEER Required - SSF 14 (CS)
		CS Items - SEER Required - SSF 15 (CS)
		CS Items - SEER Required - SSF 16 (CS)
		CS Items - SEER Required - SSF 17 (CS)
		CS Items - SEER Required - SSF 18 (CS)
		CS Items - SEER Required - SSF 19 (CS)
		CS Items - SEER Required - SSF 2 (CS)
		CS Items - SEER Required - SSF 20 (CS)
		CS Items - SEER Required - SSF 21 (CS)
		CS Items - SEER Required - SSF 22 (CS)
		CS Items - SEER Required - SSF 23 (CS)
		CS Items - SEER Required - SSF 24 (CS)
		CS Items - SEER Required - SSF 3 (CS)
		CS Items - SEER Required - SSF 4 (CS)
		CS Items - SEER Required - SSF 5 (CS)
		CS Items - SEER Required - SSF 6 (CS)
		CS Items - SEER Required - SSF 7 (CS)
		CS Items - SEER Required - SSF 8 (CS)
		CS Items - SEER Required - SSF 9 (CS)
		CS Items, DX Pre-2004 (CS)
		CS Items, DX Pre-2004 (SEER)
		CS Items, Type Reporting Source-DCO (CS)

		CS LN, Nodes Eval, SSF 3, MelanomaSkin (CS)
		CS LN, Nodes Eval, SSF 3, MerkelCellPenis (CS)
		CS LN, Nodes Eval, SSF 3, MerkelCellScrotum (CS)
		CS LN, Nodes Eval, SSF 3, MerkelCellSkin (CS)
		CS LN, Nodes Eval, SSF 3, MerkelCellVulva (CS)
		CS LN, RNP, Nodes Eval, SSF 3, MelanomaSkin (CS)
		CS Lymph Nodes (CS)
		CS Lymph Nodes Eval (CS)
		CS Lymph Nodes Eval, Lymph Nodes, Breast Schema(CS)
		CS Lymph Nodes Eval, Nodes Ex (CS)
		CS Lymph Nodes Eval, Schema (CS)
		CS Lymph Nodes, IntracranialGland Schema (CS)
		CS Lymph Nodes, LN Nodes Eval, RNP, Testis (CS)
		CS Lymph Nodes, Lymph Nodes Eval, RNP (CS)
		CS Lymph Nodes, MyelomaPlasmaCellDisorder (CS)
		CS Lymph Nodes, Nodes Pos, ColoAppRectal (CS)
		CS Lymph Nodes, Nodes Pos, MelanomaSkin (CS)
		CS Lymph Nodes, Nodes Pos, MerkelCell Schemas(CS)
		CS Lymph Nodes, Nodes Pos, SSF3, Breast Schema(CS)
		CS Lymph Nodes, Regional Nodes Positive (CS)
		CS Lymph Nodes, Schema (CS)
		CS Lymph Nodes, SSF 1, Head/Neck Schemas (CS)
		CS Lymph Nodes, SSF 17, Penis (CS)
		CS Lymph Nodes, SSF 4, 5, Breast Schema (CS)
		CS Lymph Nodes, SSF3, Nodes Eval, MelanomaSkin(CS)
		CS Lymph Nodes, SSF3, Nodes Eval, MerkelCell (CS)
		CS Mets at DX (CS)
		CS Mets at DX, Colon Schema (CS)
		CS Mets at DX, Lung, Laterality (CS)
		CS Mets at DX, Rectum Schema (CS)
		CS Mets at DX, Schema (CS)
		CS Mets at DX, SSF 20, Breast Schema (CS)
		CS Mets at DX, SSF 4, MelanomaChor/Cil/Iris(CS)
		CS Mets at DX-BBLL, LymphomaOcularAdnexa (CS)
		CS Mets at DX-BBLL, MycosisFungoides (CS)
		CS Mets at DX-Bone (CS)
		CS Mets at DX-Bone, CS Mets at DX (CS)
		CS Mets at DX-Brain (CS)
		CS Mets at DX-Brain, CS Mets at DX (CS)
		CS Mets at DX-Liver (CS)
		CS Mets at DX-Liver, CS Mets at DX (CS)
		CS Mets at DX-Lung (CS)
		CS Mets at DX-Lung, CS Mets at DX (CS)

		CS Mets Eval (CS)
		CS Mets Eval, Mets at DX, CS Version Inp Orig (CS)
		CS Mets Eval, Schema (CS)
		CS Over-ride CS 20, Date of Diagnosis (NPCR)
		CS Over-ride CS 20, Rpt Srce, CS Fields (NPCR)
		CS Over-rides (NPCR)
		CS Reg Nodes Ex, Pos, Site, Hist ICDO3, Report(CS)
		CS Schema, Path Grade System, Grade (CS)
		CS Site-Specific Factor 1 (CS)
		CS Site-Specific Factor 1, Schema (CS)
		CS Site-Specific Factor 2 (CS)
		CS Site-Specific Factor 2, Schema (CS)
		CS Site-Specific Factor 3 (CS)
		CS Site-Specific Factor 3, Schema (CS)
		CS Site-Specific Factor 4 (CS)
		CS Site-Specific Factor 4, Schema (CS)
		CS Site-Specific Factor 5 (CS)
		CS Site-Specific Factor 5, Schema (CS)
		CS Site-Specific Factor 6 (CS)
		CS Site-Specific Factor 6, Schema (CS)
		CS Site-Specific Factor 7 (CS)
		CS Site-Specific Factor 7, Schema (CS)
		CS Site-Specific Factor 8 (CS)
		CS Site-Specific Factor 8, Schema (CS)
		CS Site-Specific Factor 9 (CS)
		CS Site-Specific Factor 9, Schema (CS)
		CS Site-Specific Factor10 (CS)
		CS Site-Specific Factor10, Schema (CS)
		CS Site-Specific Factor11 (CS)
		CS Site-Specific Factor11, Schema (CS)
		CS Site-Specific Factor12 (CS)
		CS Site-Specific Factor12, Schema (CS)
		CS Site-Specific Factor13 (CS)
		CS Site-Specific Factor13, Schema (CS)
		CS Site-Specific Factor14 (CS)
		CS Site-Specific Factor14, Schema (CS)
		CS Site-Specific Factor15 (CS)
		CS Site-Specific Factor15, Schema (CS)
		CS Site-Specific Factor16 (CS)
		CS Site-Specific Factor16, Schema (CS)
		CS Site-Specific Factor17 (CS)
		CS Site-Specific Factor17, Schema (CS)
		CS Site-Specific Factor18 (CS)

		CS Site-Specific Factor18, Schema (CS)
		CS Site-Specific Factor19 (CS)
		CS Site-Specific Factor19, Schema (CS)
		CS Site-Specific Factor20 (CS)
		CS Site-Specific Factor20, Schema (CS)
		CS Site-Specific Factor21 (CS)
		CS Site-Specific Factor21, Schema (CS)
		CS Site-Specific Factor22 (CS)
		CS Site-Specific Factor22, Schema (CS)
		CS Site-Specific Factor23 (CS)
		CS Site-Specific Factor23, Schema (CS)
		CS Site-Specific Factor24 (CS)
		CS Site-Specific Factor24, Schema (CS)
		CS Site-Specific Factor25 (CS)
		CS Site-Specific Factor25, Schema (CS)
		CS SSF 1, Behavior, Lung Schema (CS)
		CS SSF 1, Brain, CNSOther, IntracranialGland (CS)
		CS SSF 1, CS SSF 3, Lower GI Schemas (CS)
		CS SSF 1, Extension, Gyn Schemas (CS)
		CS SSF 1, Extension, KidneyParenchyma Schema (CS)
		CS SSF 1, Histol, Urothelial Schemas (CS)
		CS SSF 1, Lymph Nodes, CorpusAdenosarcoma (CS)
		CS SSF 1, Lymph Nodes, CorpusCarcinoma (CS)
		CS SSF 1, Lymph Nodes, CorpusSarcoma (CS)
		CS SSF 1, RX Summ--Surg, Retinoblastoma Schema (CS)
		CS SSF 1, Skin/Scrotum/Merkel Cell Schemas (CS)
		CS SSF 1, SSF 2, Prostate Schema (CS)
		CS SSF 1, SSF 2, SSF 15, SSF 16, Breast (CS)
		CS SSF 1, Surg, DX/Stg, Sarcomas (CS)
		CS SSF 1, Surg, DX/Stg, Skin/Scrotum/Merkel (CS)
		CS SSF 1, Surg, Sarcomas (CS)
		CS SSF 1, Surg, Skin/Scrotum/Merkel (CS)
		CS SSF 1, Surg, Urothelial Schemas (CS)
		CS SSF 1, Surgery, KidneyParenchyma Schema (CS)
		CS SSF 1, TS/Ext Eval, Retinoblastoma Schema (CS)
		CS SSF 1, Upper GI Schemas (CS)
		CS SSF 10, Lymph Nodes, Vulva Schema (CS)
		CS SSF 10, SSF 11, Breast (CS)
		CS SSF 10, SSF 11, Surgery, DX/Stg, Breast (CS)
		CS SSF 10, SSF 16, Testis (CS)
		CS SSF 11, GISTAppendix, Colon, Rectum (CS)
		CS SSF 11, Lip/OralCavity/Nasal Schemas (CS)
		CS SSF 11, Lymph Nodes, Vulva (CS)

		CS SSF 11, Surg, Appendix Schema (CS)
		CS SSF 11, Surg, DX/Stg Proc, Appendix Schema (CS)
		CS SSF 11, Surg, DX/Stg Proc, Skin Schema (CS)
		CS SSF 11, Surg, Skin Schema (CS)
		CS SSF 12, SSF 13, Breast (CS)
		CS SSF 12, SSF 13, Prostate Schema (CS)
		CS SSF 12, SSF 13, Surgery, DX/Stg, Breast (CS)
		CS SSF 12, SSF 13, Testis (CS)
		CS SSF 13, Extension, Prostate Schema (CS)
		CS SSF 14, SSF 15, Testis (CS)
		CS SSF 14, Surgery, DX/Stg, Breast (CS)
		CS SSF 15, SSF 9, 11, 13, 14, Breast (CS)
		CS SSF 16, MerkelCell Schemas (CS)
		CS SSF 16, Skin and Scrotum Schemas (CS)
		CS SSF 17, MerkelCell Schemas (CS)
		CS SSF 18, MerkelCell Schemas (CS)
		CS SSF 1-9, Head and Neck Schemas (CS)
		CS SSF 2, Dx Conf, KidneyRenalPelvis (CS)
		CS SSF 2, Ext, KidneyRenalPelvis (CS)
		CS SSF 2, Extension, KidneyParenchyma Schema (CS)
		CS SSF 2, Extension, Ovary Schema (CS)
		CS SSF 2, LN, LN Eval, RNP, SmallIntestine (CS)
		CS SSF 2, Lower GI Schemas (CS)
		CS SSF 2, Lymph Nodes, Bladder (CS)
		CS SSF 2, Lymph Nodes, Ovary (CS)
		CS SSF 2, Lymph Nodes, PeritoneumFemaleGen (CS)
		CS SSF 2, Lymph Nodes, Vagina (CS)
		CS SSF 2, Mets at DX, Vagina (CS)
		CS SSF 2, MyelomaPlasmaCellDisorder (CS)
		CS SSF 2, RX Summ--Surg, DX/Stg, Pleura (CS)
		CS SSF 2, RX Summ--Surg, Oth, DX/Stg, Lung (CS)
		CS SSF 2, RX Summ--Surg, Pleura (CS)
		CS SSF 2, SSF 3, Vagina (CS)
		CS SSF 2, Surg, KidneyRenalPelvis (CS)
		CS SSF 2, Surgery, KidneyParenchyma Schema (CS)
		CS SSF 21, TS/Ext Eval, LN Eval, Breast (CS)
		CS SSF 22, SSF 23, Breast (CS)
		CS SSF 22, SSF 23, Surgery, DX/Stg, Breast (CS)
		CS SSF 25, PeritoneumFemaleGen (CS)
		CS SSF 3, RX Summ--SurgMargins, Prost Schema (CS)
		CS SSF 3, Breast Schema (CS)
		CS SSF 3, Extension, KidneyParenchyma Schema (CS)
		CS SSF 3, Lymph Nodes, Bladder (CS)

		CS SSF 3, Mets at Dx, KidneyParenchyma Schema (CS)
		CS SSF 3, MyelomaPlasmaCellDisorder (CS)
		CS SSF 3, RX Summ--Scope Reg LN Sur, Vagina (CS)
		CS SSF 3, RX Summ--Surg, Prostate Schema (CS)
		CS SSF 3, SSF 4, Prostate Schema (CS)
		CS SSF 3, TS/Ext Eval, Prostate Schema (CS)
		CS SSF 4, 5, 6, MelanomaSkin (CS)
		CS SSF 4, CS SSF 5, Liver Schema (CS)
		CS SSF 4, LymphNodes, NodesPos, ColoRectal (CS)
		CS SSF 4, Mets at DX, Vagina (CS)
		CS SSF 4, RX Summ--Surg, Testis Schema (CS)
		CS SSF 4, SSF 5, Vagina (CS)
		CS SSF 4, Surg, DX/Stg, KidneyParenchyma (CS)
		CS SSF 4, Surgery, KidneyParenchyma Schema (CS)
		CS SSF 5, GISTPeritoneum (CS)
		CS SSF 5, Lymph Nodes, Testis (CS)
		CS SSF 5, RX Summ--Surg, ColoRectal (CS)
		CS SSF 5, SSF 7, RX Summ--Surg Other, Vagina (CS)
		CS SSF 6, Breast Schema (CS)
		CS SSF 6, CS SSF 7, Liver Schema (CS)
		CS SSF 6, GISTEsoph, SmallIntest, Stomach (CS)
		CS SSF 6, Histology, KidneyParenchyma Schema (CS)
		CS SSF 6, Mets at DX, Vagina (CS)
		CS SSF 6, RX Summ--Surg, ColoRectal (CS)
		CS SSF 6, SSF 12, Testis (CS)
		CS SSF 6, SSF 7, Testis (CS)
		CS SSF 6, SSF 7, Vagina (CS)
		CS SSF 6, Tumor Size, Breast Schema (CS)
		CS SSF 7, 8, 12, 13, Prostate Schema (CS)
		CS SSF 7, MelanomaSkin (CS)
		CS SSF 7, SSF 13, Testis (CS)
		CS SSF 7, SSF 8, Prostate Schema (CS)
		CS SSF 8, CS SSF 9, Breast (CS)
		CS SSF 8, CS SSF 9, Surgery, DX/Stg, Breast (CS)
		CS SSF 8, Lymph Nodes, KidneyParenchyma (CS)
		CS SSF 8, RX Summ--Surg, ColoRectal (CS)
		CS SSF 8, RX Summ--Surg, DX/Stg, ColoRectal (CS)
		CS SSF 8, SSF 10, Grade, Prostate (SEER)
		CS SSF 8, SSF 14, Testis (CS)
		CS SSF 8, SSF 9, Testis (CS)
		CS SSF 9, Head and Neck Schemas (CS)
		CS SSF 9, SSF 10, Prostate Schema (CS)
		CS SSF 9, SSF 15, Testis (CS)

		CS SSF 9, Surgery, MelanomaChor/Cil/Iris (CS)
		CS TS/Ext Eval, Surg/Rad Seq, Prostate (CS)
		CS TS/Ext Eval, Sys/Surg Seq, Prostate (CS)
		CS TS/Ext Eval, Surgery, Bladder Schema (CS)
		CS TS/Ext Eval, Surgery, Prostate Schema (CS)
		CS Tumor Size (CS)
		CS Tumor Size, Schema (CS)
		CS Tumor Size, Site, Histol ICDO3 (CS)
		CS Tumor Size, SSF 1, MelanomaConjunctiva (CS)
		CS Tumor Size/Ext Eval (CS)
		CS Tumor Size/Ext Eval, Schema (CS)
		CS Validate Schema (CS)
		CS Validate Schema (NPCR)
		CS Verify CStage Version 0205xx (CS)
		CS Version Derived (CS)
		CS Version Input Current (CS)
		CS Version Input Current, CS Version Derived (CS)
		CS Version Input Original (CS)
		CS Version Input Original, CS Version Derived (CS)
		CS Version Input Original, Version Input Curr (CS)
		Date 1st Crs RX COC (COC)
		Date 1st Crs RX COC , Date Flag (COC)
		Date 1st Crs RX COC Flag (NAACCR)
		Date 1st Crs RX COC, Date Flag (NPCR)
		Date 1st Crs RX COC, Date Initial RX SEER (NPCR)
		Date 1st Crs RX COC, Date of Diagnosis (COC)
		Date 1st Crs RX COC, Date of Last Contact (COC)
		Date 1st Crs RX COC, Dates of RX (COC)
		Date 1st Crs RX COC, Dates of RX (NAACCR)
		Date Case Completed (NAACCR DATEEDIT)
		Date Case Completed, Date of Diagnosis (NAACCR)
		Date Case Completed-CoC (COC)
		Date Case Completed-CoC, Date of Diagnosis (COC)
		Date Case Initiated (NAACCR)
		Date Case Last Changed (NAACCR)
		Date Case Report Exported (NAACCR DATEEDIT)
		Date Case Report Loaded (NAACCR DATEEDIT)
		Date Case Report Received (NAACCR DATEEDIT)
		Date Conclusive DX (SEER)
		Date Conclusive DX Flag (NAACCR)
		Date Conclusive DX, Date Flag (NAACCR)
		Date Conclusive DX, Date of DX (CCCR)
		Date Conclusive DX, Date of DX (SEER IF164)

		Date Initial RX SEER (NAACCR)
		Date Initial RX SEER Flag (NAACCR)
		Date Initial RX SEER, Ca Dir RX 2003 (SEER IF180)
		Date Initial RX SEER, Ca Dir RX 98-02 (SEER IF179)
		Date Initial RX SEER, Ca Dir RX Pre-98 (SEER IF34)
		Date Initial RX SEER, Date Flag (NAACCR)
		Date Initial RX SEER, Date Flag (NPCR)
		Date Initial RX SEER, Date Last Cont(NAACCR IF35)
		Date Initial RX SEER, Date of DX (NAACCR IF18)
		Date of 1st Contact (COC)
		Date of 1st Contact Flag (NAACCR)
		Date of 1st Contact, Date Flag(NAACCR)
		Date of Birth (NAACCR)
		Date of Birth Flag (NAACCR)
		Date of Birth, Date Flag (NAACCR)
		Date of Birth, Date of Diagnosis (NAACCR IF47)
		Date of Death Canada, Date Flag (CCCR)
		Date of Death--Canada (CCCR)
		Date of Death--Canada, Vital Status (NAACCR)
		Date of Death--CanadaFlag (NAACCR)
		Date of Diagnosis (NAACCR DATEEDIT)
		Date of Diagnosis Flag (NAACCR)
		Date of Diagnosis, Date Flag (NAACCR)
		Date of Diagnosis, EOD Coding Sys, EOD (SEER IF33)
		Date of Inpt Adm (NAACCR)
		Date of Inpt Adm Flag (NAACCR)
		Date of Inpt Adm, Date Flag (NAACCR)
		Date of Inpt Disch (NAACCR)
		Date of Inpt Disch Flag (NAACCR)
		Date of Inpt Disch, Date Flag (NAACCR)
		Date of Last Contact (NAACCR DATEEDIT)
		Date of Last Contact Flag (NAACCR)
		Date of Last Contact, Cause of Death (SEER IF12)
		Date of Last Contact, Date Flag(NAACCR)
		Date of Last Contact, Date of Diag. (NAACCR IF19)
		Date of Mult Tum, Lymphoma/Leukem/Unk Site(NAACCR)
		Date of Mult Tumors (SEER)
		Date of Mult Tumors Flag (NAACCR)
		Date of Mult Tumors, Date Flag (NAACCR)
		Date of Mult Tumors, Date of DX (CCCR)
		Date of Mult Tumors, Date of DX (SEER IF165)
		Date Tumor Record Availbl (NAACCR DATEEDIT)

		DC State File Number, Vital Status (NAACCR)
		Death Certificate Only, RX (NPCR)
		Derived AJCC-6 M (CS)
		Derived AJCC-6 M Descriptor (CS)
		Derived AJCC-6 N (CS)
		Derived AJCC-6 N Descriptor (CS)
		Derived AJCC-6 Stage Group (CS)
		Derived AJCC-6 T (CS)
		Derived AJCC-6 T Descriptor (CS)
		Derived AJCC-7 M (CS)
		Derived AJCC-7 M Descriptor (CS)
		Derived AJCC-7 N (CS)
		Derived AJCC-7 N Descript (CS)
		Derived AJCC-7 Stage Group (CS)
		Derived AJCC-7 T (CS)
		Derived AJCC-7 T Descript (CS)
		Derived AJCC--Flag (CS)
		Derived AJCC--Flag, Derived AJCC (COC)
		Derived AJCC--Flag, Derived AJCC (SEER)
		Derived Items, Date of DX (CCCR)
		Derived Items, Date of DX (COC)
		Derived Items, Date of DX (NPCR)
		Derived Items, Date of DX (SEER)
		Derived Items, DX Pre-2004 (CS)
		Derived SS1977 (CS)
		Derived SS1977--Flag (CS)
		Derived SS1977--Flag, Derived SS1977 (CS)
		Derived SS2000 (CS)
		Derived SS2000, Behavior ICDO3 (CS)
		Derived SS2000--Flag (CS)
		Derived SS2000--Flag, Derived SS2000 (CS)
		Diagnostic Confirm, Seq Num--Central (SEER IF23)
		Diagnostic Confirm, Seq Num--Hosp (COC)
		Diagnostic Confirmation (SEER DXCONF)
		Diagnostic Confirmation, Behavior ICDO2(SEER IF31)
		Diagnostic Confirmation, Behavior ICDO3(SEER IF31)
		Diagnostic Confirmation, Date of Diag (SEER IF55)
		Diagnostic Confirmation, Histology ICDO2(SEER IF48)
		Diagnostic Confirmation, Histology ICDO3(SEER IF48)
		Diagnostic Proc 73-87 (SEER DXINFO)
		Edit Over-rides (NAACCR)
		Edit Over-rides (SEER REVIEWFL)
		EDP MDE Link (NPCR)

		EDP MDE Link Date (NPCR)
		EDP MDE Link, Date, Primary Site (NPCR)
		EDP MDE Link, EDP MDE Link Date (NPCR)
		EOD-4 Extension (SEER)
		EOD-4 Lymph Nodes (SEER)
		EOD-4 Tumor Size (SEER)
		EOD--Ext Prost Path,RX Summ--Surg Prim Site (SEER)
		EOD--Ext Prost Path,RX Summ--Surg Sit 98-02 (SEER)
		EOD--Extension (SEER)
		EOD--Extension Prost Path (SEER)
		EOD--Extension Prost Path, Prim Site, ICDO2(NAACCR)
		EOD--Extension Prost Path, Prim Site, ICDO3(NAACCR)
		EOD--Extension, Primary Site, ICDO2 (NAACCR)
		EOD--Extension, Primary Site, ICDO3 (NAACCR)
		EOD--Lymph Node Involv (SEER)
		EOD--Lymph Node Involv, Prim Site, ICDO2 (NAACCR)
		EOD--Lymph Node Involv, Prim Site, ICDO3 (NAACCR)
		EOD--Lymph Node Involv, Reg Nodes Pos,ICDO2(NAACCR)
		EOD--Lymph Node Involv, Reg Nodes Pos,ICDO3(NAACCR)
		EOD--Old 13 digit (SEER)
		EOD--Old 13 digit, Primary Site (SEER IF2613DG)
		EOD--Old 13 digit, Primary Site, Hist (SEER IF01)
		EOD--Old 2 digit (SEER)
		EOD--Old 2 digit, Morphology (SEER IF26NSPC)
		EOD--Old 2 digit, Primary Site (SEER IF262DIG)
		EOD--Old 4 digit (SEER IF264DIG)
		EOD--Reg Nodes Ex,ReNodes Pos, Site, ICDO2 (NAACCR)
		EOD--Reg Nodes Ex,ReNodes Pos, Site, ICDO3 (NAACCR)
		EOD--Tumor Size (COC)
		EOD--Tumor Size, Date of Diagnosis (COC)
		EOD--Tumor Size, Primary Site, ICDO2 (NAACCR)
		EOD--Tumor Size, Primary Site, ICDO3 (NAACCR)
		EthnSrc, Date of Diag (SEER IF72)
		Extent of Disease 10-Digit(SEER IF2610DG)
		Extent of Disease 12-Digit ICDO3 (SEER IF26E98)
		Following Registry (COC)
		Following Registry (NAACCR)
		Following Registry, Date of Diagnosis (COC)
		Follow-Up Contact--City (SEER)
		Followup Contact--Country (NAACCR)
		Followup Contact--Country, Date of Diag (NAACCR)
		Follow-Up Contact--Name (SEER)
		Follow-Up Contact--No/St (SEER)

		Follow-Up Contact--Postal (SEER)
		Follow-Up Contact--State (SEER)
		Follow-Up Contact--Suppl (SEER)
		Follow-Up Source (COC)
		Follow-Up Source (NAACCR)
		Follow-up Source Central (NAACCR)
		Follow-up Source Central, Date of DX (NPCR)
		Follow-Up Source Central, Vital Status (NPCR)
		Follow-Up Source, Date of Diagnosis (COC)
		Follow-Up Source, Vital Status (COC)
		GIS Coordinate Quality (NAACCR)
		Grade (73-91) ICD-O-1 (SEER)
		Grade (CCCR)
		Grade (COC)
		Grade Path System (COC)
		Grade Path System, Grade Path Value, Grade (COC)
		Grade Path Value (COC)
		Hemato ICDO2, Summ Stg 1977, Class of Case (NAACCR)
		Hemato ICDO2, Summ Stg 1977, Type Rpt Srce (NAACCR)
		Hemato ICDO3, Summ Stg 1977 (NAACCR)
		Hematopoietic, TNM, ICDO2 (NAACCR)
		Hematopoietic, TNM, ICDO3 (COC)
		Hematopoietic, TNM, ICDO3 (NAACCR)
		Hist ICDO2, Date of DX, ICDO2 Conv Flag(SEER IF84)
		Hist ICDO3, Date of DX, ICDO3 Conv Flag(SEER IF86)
		Hist/Behav ICDO2, Hist/Behav ICDO3 (SEER IF126)
		Histologic Type ICDO2 (COC)
		Histologic Type ICDO3 (SEER)
		Histologic Type ICDO3 Conversion (NAACCR)
		Histologic Type ICD-O-3, Behavior, Grade (SEER)
		Histology (73-91) ICD-O-1 (SEER)
		Histology ICDO2, Date DX, Date 1st Contact (NAACCR)
		Histology ICDO2, Date of Diagnosis (NAACCR)
		Histology ICDO2, Histology ICDO3 (SEER IF94)
		Histology ICDO3, Date DX, Date 1st Cont (NAACCR)
		Histology ICDO3, Date of Diagnosis (NAACCR)
		Histology ICDO3, Grade, Date of DX (SEER)
		Histology, Primary Site, Tumor Size, ICDO2 (COC)
		Histology, Primary Site, Tumor Size, ICDO3 (COC)
		ICD Revision Comorbid (COC)
		ICD Revision Comorbid, Date of DX (COC)
		ICD Revision Number (NPCR)
		ICD Revision Number (SEER ICDCODE)

		ICD Revision Number, Cause of Death (NAACCR)
		ICD Revision Number, Cause of Death (SEER IF37)
		ICD Revision, Vital Stat, Date Last Contact (NPCR)
		ICD Revisn, Vital Stat, Date Last Cont (SEER IF113)
		ICD-O-2 Conversion Flag (SEER ICDOREV)
		ICD-O-2 Conversion Flag, Hist, Behav (SEER IF70)
		ICD-O-3 Conversion Flag (NAACCR)
		ICD-O-3 Conversion Flag, Histology ICDO3(SEER IF95)
		IHS Link (NPCR)
		Industry Source (NPCR)
		Inpatient Status (NAACCR)
		Institution Referred From (COC)
		Institution Referred From, Date of Diagnosis (COC)
		Institution Referred To (COC)
		Institution Referred To, Date of Diagnosis (COC)
		Laterality (SEER LATERAL)
		Laterality, Primary Site (COC)
		Laterality, Primary Site, Date of Diag (SEER IF24)
		Laterality, Primary Site, Morph ICDO3 (SEER IF42)
		Lymphoma ICDO3, Site, Summ Stg 1977 (NAACCR)
		Lymphoma, EOD--Ext, Summ Stg 1977, ICDO2 (NAACCR)
		Lymphoma, EOD--Ext, Summ Stg 2000, ICDO3 (NAACCR)
		Lymphoma, EOD--Tumor Size, ICDO2 (NAACCR)
		Lymphoma, EOD--Tumor Size, ICDO3 (NAACCR)
		Lymphoma, Prim Site, Summ Stg 1977, ICDO2 (NAACCR)
		Lymphoma, TNM, ICDO2 (NAACCR)
		Lymphoma, TNM, ICDO3 (COC)
		Lymphoma, TNM, ICDO3 (NAACCR)
		Lymph-vascular Invasion (CS)
		Lymph-vascular Invasion, Histology, Behav (COC)
		Lymph-vascular Invasion, Histology, Behav (CS)
		Lymph-vascular Invasion, Penis and Testis (CS)
		Marital Status at DX (SEER MARITAL)
		Marital Status at DX, Age at Diagnosis (SEER IF14)
		Medical Record Number (COC)
		Medical Record Number (NAACCR)
		Medical Record Number, Date of Diagnosis (COC)
		Military Record No Suffix (COC)
		Military Record No Suffix, Primary Payer (COC)
		Morph (1973-91) ICD-O-1 (SEER OMORPnos)
		Morph Coding Sys--Curr, Morph Coding Sys--Orig(COC)
		Morph Coding Sys--Current (NAACCR)
		Morph Coding Sys--Current, Date of DX (NAACCR)

		Morph Coding Sys--Originl (NAACCR)
		Morph Coding Sys--Originl, Date of Diagnosis (COC)
		Morphology--Type/Behavior ICDO2 (SEER MORPH)
		Morphology--Type/Behavior ICDO3 (COC)
		Morphology--Type/Behavior ICDO3 (SEER MORPH)
		Mult Tum Rpt As One Prim (SEER)
		Mult Tum Rpt As One Prim, Date of DX (CCCR)
		Mult Tum Rpt As One Prim, Date of DX (SEER IF155)
		Mult Tum Rpt as One Prim, Date of Mult Tum(NAACCR)
		Mult Tum Rpt As One Prim, Primary Site (NAACCR)
		Mult Tum Rpt, Lymphoma/Leukemia/Unk Site (NAACCR)
		Multiplicity Cntr, Date of Mult Tum (SEER IF163)
		Multiplicity Cntr, Mult Tum Rpt as One Prim(NAACCR)
		Multiplicity Counter (SEER)
		Multiplicity Counter, Date of DX (CCCR)
		Multiplicity Counter, Date of DX (SEER IF156)
		Multiplicity Ctr, Lymphoma/Leukem/Unk Site(NAACCR)
		NAACCR Record Version (NAACCR)
		Name--Alias (SEER)
		Name--First (COC)
		Name--First (NPCR)
		Name--Last (COC)
		Name--Maiden (SEER)
		Name--Maiden, Check for Unknown (NAACCR)
		Name--Middle (COC)
		Next Follow-Up Source (COC)
		Next Follow-Up Source, Date of Diagnosis (COC)
		NHIA Derived Hisp Origin (NAACCR)
		Non-Reportable Skin ICDO2 (SEER IF116)
		Non-Reportable Skin ICDO3 (SEER IF117)
		NPCR-CER Height
		NPCR-CER Height, Date of DX
		NPCR-CER Source Comorbidity
		NPCR-CER Source Comorbidity, Date of DX
		NPCR-CER Tobacco Use Cigarettes
		NPCR-CER Tobacco Use Cigarettes, Date of DX
		NPCR-CER Tobacco Use NOS
		NPCR-CER Tobacco Use NOS, Date of DX
		NPCR-CER Tobacco Use Other Smoke
		NPCR-CER Tobacco Use Other Smoke, Date of DX
		NPCR-CER Tobacco Use Smokeless
		NPCR-CER Tobacco Use Smokeless, Date of DX
		NPCR-CER Weight

		NPCR-CER Weight, Date of DX
		NPI--Archive FIN (NAACCR)
		NPI--Following Registry (NAACCR)
		NPI--Inst Referred From (NAACCR)
		NPI--Inst Referred To (NAACCR)
		NPI--Physician 3 (NAACCR)
		NPI--Physician 4 (NAACCR)
		NPI--Physician--Follow-Up (NAACCR)
		NPI--Physician--Managing (NAACCR)
		NPI--Physician--Prim Surg (NAACCR)
		NPI--Registry ID (NAACCR)
		NPI--Reporting Facility (NAACCR)
		Obsolete Codes - CS Extension (CS)
		Obsolete Codes - CS Lymph Nodes (CS)
		Obsolete Codes - CS Lymph Nodes Eval (CS)
		Obsolete Codes - CS Mets at DX (CS)
		Obsolete Codes - CS Mets Eval (CS)
		Obsolete Codes - CS Site-Specific Factor 1 (CS)
		Obsolete Codes - CS Site-Specific Factor 2 (CS)
		Obsolete Codes - CS Site-Specific Factor 3 (CS)
		Obsolete Codes - CS Site-Specific Factor 4 (CS)
		Obsolete Codes - CS Site-Specific Factor 5 (CS)
		Obsolete Codes - CS Site-Specific Factor 6 (CS)
		Obsolete Codes - CS Site-Specific Factor 7 (CS)
		Obsolete Codes - CS Site-Specific Factor 8 (CS)
		Obsolete Codes - CS Site-Specific Factor 9 (CS)
		Obsolete Codes - CS Site-Specific Factor10 (CS)
		Obsolete Codes - CS Site-Specific Factor11 (CS)
		Obsolete Codes - CS Site-Specific Factor12 (CS)
		Obsolete Codes - CS Site-Specific Factor13 (CS)
		Obsolete Codes - CS Site-Specific Factor15 (CS)
		Obsolete Codes - CS Site-Specific Factor19 (CS)
		Obsolete Codes - CS Site-Specific Factor21 (CS)
		Obsolete Codes - CS Site-Specific Factor22 (CS)
		Obsolete Codes - CS Site-Specific Factor23 (CS)
		Obsolete Codes - CS Site-Specific Factor25 (CS)
		Obsolete Codes - CS Tumor Size (CS)
		Obsolete Codes - CS Tumor Size/Ext Eval (CS)
		Obsolete Histology ICDO3, Date of DX (SEER)
		Occupation Source (NPCR)
		Over-ride Misuse (NAACCR)
		Path Date Spec Collect 1 (NAACCR)
		Path Date Spec Collect 2 (NAACCR)

		Path Date Spec Collect 3 (NAACCR)
		Path Date Spec Collect 4 (NAACCR)
		Path Date Spec Collect 5 (NAACCR)
		Path Order Phys Lic No 1 (NAACCR)
		Path Order Phys Lic No 2 (NAACCR)
		Path Order Phys Lic No 3 (NAACCR)
		Path Order Phys Lic No 4 (NAACCR)
		Path Order Phys Lic No 5 (NAACCR)
		Path Ordering Fac No 1 (NAACCR)
		Path Ordering Fac No 2 (NAACCR)
		Path Ordering Fac No 3 (NAACCR)
		Path Ordering Fac No 4 (NAACCR)
		Path Ordering Fac No 5 (NAACCR)
		Path Report Number 1 (NAACCR)
		Path Report Number 2 (NAACCR)
		Path Report Number 3 (NAACCR)
		Path Report Number 4 (NAACCR)
		Path Report Number 5 (NAACCR)
		Path Report Type 1 (NAACCR)
		Path Report Type 2 (NAACCR)
		Path Report Type 3 (NAACCR)
		Path Report Type 4 (NAACCR)
		Path Report Type 5 (NAACCR)
		Path Reporting Fac ID 1 (NAACCR)
		Path Reporting Fac ID 2 (NAACCR)
		Path Reporting Fac ID 3 (NAACCR)
		Path Reporting Fac ID 4 (NAACCR)
		Path Reporting Fac ID 5 (NAACCR)
		Patient ID Number (SEER CASENUM)
		Patient System ID-Hosp (NAACCR)
		Physician 3 (COC)
		Physician 4 (COC)
		Physician--Follow-Up (COC)
		Physician--Follow-Up, Date of Diagnosis (COC)
		Physician--Primary Surg (COC)
		Physician--Primary Surg, Date of Diagnosis (COC)
		PIN III ICDO3, Date of Diagnosis (SEER IF110)
		Place of Death (NAACCR)
		Place of Death, Country, State (NAACCR)
		Place of Death, Vital Status (NAACCR)
		Place of Death--Country (NAACCR)
		Place of Death--Country, Date of Diagnosis(NAACCR)
		Place of Death--Country, State (NAACCR)

		Place of Death--Country, Vital Status (NPCR)
		Place of Death--State (NAACCR)
		Place of Death--State, Date of Diagnosis (NAACCR)
		Place of Death--State, Vital Status (NPCR)
		Primary Payer at DX (COC)
		Primary Payer at DX (NPCR)
		Primary Payer at DX, Date of DX (SEER IF181)
		Primary Site (SEER SITE)
		Primary Site, AJCC M - Ed 7, ICDO3 (COC)
		Primary Site, AJCC M - Ed 7, ICDO3 (NPCR)
		Primary Site, AJCC M - Ed 7, ICDO3 (SEER)
		Primary Site, AJCC N - Ed 7, ICDO3 (COC)
		Primary Site, AJCC N - Ed 7, ICDO3 (NPCR)
		Primary Site, AJCC N - Ed 7, ICDO3 (SEER)
		Primary Site, AJCC Stage Group - Ed 3/4, ICDO2(COC)
		Primary Site, AJCC Stage Group - Ed 5, ICDO2 (COC)
		Primary Site, AJCC Stage Group - Ed 5, ICDO3 (COC)
		Primary Site, AJCC Stage Group - Ed 6 (NAACCR)
		Primary Site, AJCC Stage Group - Ed 6, ICDO3 (COC)
		Primary Site, AJCC Stage Group - Ed 7, ICDO3 (COC)
		Primary Site, AJCC Stage Group - Ed 7, ICDO3(NPCR)
		Primary Site, AJCC Stage Group - Ed 7, ICDO3(SEER)
		Primary Site, AJCC T - Ed 7, ICDO3 (COC)
		Primary Site, AJCC T - Ed 7, ICDO3 (NPCR)
		Primary Site, AJCC T - Ed 7, ICDO3 (SEER)
		Primary Site, Behavior Code ICDO2 (SEER IF39)
		Primary Site, Behavior Code ICDO3 (SEER IF39)
		Primary Site, CS Extension (SEER IF176)
		Primary Site, EOD, ICDO3 (SEER IF40)
		Primary Site, Heme Morph, DateDX, NoOverride(SEER)
		Primary Site, Heme Morph, DateDX, Override (COC)
		Primary Site, Heme Morph, DateDX, Override (SEER)
		Primary Site, Laterality (SEER IF82)
		Primary Site, Laterality, CS Extension(SEER IF177)
		Primary Site, Laterality, EOD, ICDO3 (SEER IF41)
		Primary Site, Morphology-Imposs ICDO2 (SEER IF38)
		Primary Site, Morphology-Imposs ICDO3 (SEER IF38)
		Primary Site, Morphology-Type ICDO2 (COC)
		Primary Site, Morphology-Type ICDO2 (SEER IF25)
		Primary Site, Morphology-Type ICDO3 (COC)
		Primary Site, Morphology-Type,Beh ICDO3 (COC)
		Primary Site, Morphology-Type,Beh ICDO3(SEER IF25)
		Primary Site, No AJCC Scheme-Ed 5, ICDO2 (NAACCR)

		Primary Site, No AJCC Scheme-Ed 5, ICDO3 (NAACCR)
		Race 1 (SEER RACE)
		Race 1, Race 2, Race 3, Race 4, Race 5 (NAACCR)
		Race 1, Race 2, Race 3, Race 4, Race 5 (SEER IF93)
		Race 2 (NAACCR)
		Race 2, Date of DX (SEER IF89)
		Race 3 (NAACCR)
		Race 3, Date of DX (SEER IF90)
		Race 4 (NAACCR)
		Race 4, Date of DX (SEER IF91)
		Race 5 (NAACCR)
		Race 5, Date of DX (SEER IF92)
		Race Coding Sys--Curr, Race Coding Sys--Orig (COC)
		Race Coding Sys--Current (NAACCR)
		Race Coding Sys--Original (NAACCR)
		Race Coding Sys--Original, Date of Diagnosis (COC)
		Race--NAPIIA(derived API) (NAACCR)
		Rad--Boost Dose cGy (COC)
		Rad--Boost Dose cGy, Date of Diagnosis (COC)
		Rad--Boost RX Modality (COC)
		Rad--Boost RX Modality, Date of Diagnosis (COC)
		Rad--Location of RX (COC)
		Rad--Location of RX (NAACCR)
		Rad--No of Treatments Vol (COC)
		Rad--No of Treatments Vol (NAACCR)
		Rad--Regional Dose: cGy (COC)
		Rad--Regional Dose: cGy (NAACCR)
		Rad--Regional RX Modality (COC)
		Rad--Regional RX Modality (NPCR)
		Rad--Regional RX Modality, Date of Diagnosis (COC)
		Rad--Regional RX Modality, Date of Diagnosis(NPCR)
		Rad--Regional RX Modality, Reason for No Rad (COC)
		Rad--Treatment Volume (COC)
		Rad--Treatment Volume (NAACCR)
		Readm Same Hosp 30 Days (COC)
		Readm Same Hosp 30 Days, Date of Diagnosis (COC)
		Reason for No Radiation (COC)
		Reason for No Radiation (NAACCR)
		Reason for No Radiation, Date of DX (NPCR)
		Reason for No Radiation, RX Date Radiation (COC)
		Reason for No Radiation, Vital Status (COC)
		Reason for No Surgery (NPCR)
		Reason for No Surgery (SEER NCDSURG)

		Reason for No Surgery, Date of DX (NPCR)
		Reason for No Surgery, DateDX, RptSrc (SEER IF57)
		Reason for No Surgery, Vital Status (COC)
		Record Type (NAACCR)
		Recurrence Date--1st (COC)
		Recurrence Date--1st Flag (NAACCR)
		Recurrence Date--1st, Date 1st Crs RX COC (COC)
		Recurrence Date--1st, Date Flag (COC)
		Recurrence Date--1st, Date Initial RX SEER(NAACCR)
		Recurrence Date--1st, Date Last Contact (COC)
		Recurrence Date--1st, Date of Diagnosis (COC)
		Recurrence Type--1st (COC)
		Recurrence Type--1st (NAACCR)
		Recurrence Type--1st, Cancer Status (COC)
		Recurrence Type--1st, Recurrence Date--1st (COC)
		Reg Nodes Ex,Pos,Site,Hist ICDO3,Rpt (SEER IF130)
		Regional Nodes Ex, Reg Nodes Pos (COC)
		Regional Nodes Examined (COC)
		Regional Nodes Examined (NAACCR)
		Regional Nodes Examined (SEER)
		Regional Nodes Positive (COC)
		Regional Nodes Positive (NAACCR)
		Regional Nodes Positive (SEER)
		Registry ID (NAACCR)
		Registry Type (NAACCR)
		Registry Type, Registry ID (NAACCR)
		Registry Type, Sequence Number--Central (NAACCR)
		Registry Type, Sequence Number--Hospital (NAACCR)
		Reporting Facility (COC)
		Reporting Facility (NPCR)
		RuralUrban Continuum 1993 (NAACCR)
		RuralUrban Continuum 2003 (NAACCR)
		RX Coding System--Current (COC)
		RX Coding System--Current (NAACCR)
		RX Date BRM (COC)
		RX Date BRM Flag (NAACCR)
		RX Date BRM, Date Flag (COC)
		RX Date BRM, Date Flag (NAACCR)
		RX Date BRM, Date Flag, Date DX (COC)
		RX Date BRM, Date Flag, DX Date (NPCR)
		RX Date BRM, Date Last Contact (COC)
		RX Date BRM, Date of Diagnosis (COC)
		RX Date BRM, RX Date Systemic (COC)

		RX Date Chemo (COC)
		RX Date Chemo Flag (NAACCR)
		RX Date Chemo, Date Flag (COC)
		RX Date Chemo, Date Flag (NAACCR)
		RX Date Chemo, Date Flag, Date DX (COC)
		RX Date Chemo, Date Flag, DX Date (NPCR)
		RX Date Chemo, Date Last Contact (COC)
		RX Date Chemo, Date of Diagnosis (COC)
		RX Date Chemo, RX Date Systemic (COC)
		RX Date DX/Stg Proc (COC)
		RX Date Dx/Stg Proc Flag (NAACCR)
		RX Date DX/Stg Proc, Date Flag (COC)
		RX Date DX/Stg Proc, Date Last Contact (COC)
		RX Date Hormone (COC)
		RX Date Hormone Flag (NAACCR)
		RX Date Hormone, Date Flag (COC)
		RX Date Hormone, Date Flag (NAACCR)
		RX Date Hormone, Date Flag, Date DX (COC)
		RX Date Hormone, Date Flag, DX Date (NPCR)
		RX Date Hormone, Date Last Contact (COC)
		RX Date Hormone, Date of Diagnosis (COC)
		RX Date Hormone, RX Date Systemic (COC)
		RX Date Mst Defn Srg (COC)
		RX Date Mst Defn Srg Flag (NAACCR)
		RX Date Mst Defn Srg, Date Flag (COC)
		RX Date Mst Defn Srg, Date Flag, DX Date (COC)
		RX Date Mst Defn Srg, Date Flag, DX Date (NPCR)
		RX Date Mst Defn Srg, Date Last Contact (COC)
		RX Date Mst Defn Srg, Date Last Contact (NPCR)
		RX Date Mst Defn Srg, Date of DX (COC)
		RX Date Mst Defn Srg, RX Date Surgery (COC)
		RX Date Mst Defn Srg, RX Date Surgery (NPCR)
		RX Date Mst Defn Srg, Surg Prim Site (COC)
		RX Date Mst Defn Srg, Surg Prim Site (NPCR)
		RX Date Other (COC)
		RX Date Other Flag (NAACCR)
		RX Date Other, Date Flag (NAACCR)
		RX Date Other, Date Flag, DX Date (COC)
		RX Date Other, Date Flag, DX Date (NPCR)
		RX Date Other, Date Last Contact (COC)
		RX Date Other, Date of Diagnosis (COC)
		RX Date Rad Ended (COC)
		RX Date Rad Ended Flag (NAACCR)

		RX Date Rad Ended, Date Flag (COC)
		RX Date Rad Ended, Date Last Contact (COC)
		RX Date Rad Ended, Rad--Location of RX (COC)
		RX Date Rad Ended, Rad--No of Treatments Vol (COC)
		RX Date Rad Ended, Rad--Regional Dose: cGy (COC)
		RX Date Rad Ended, Rad--Regional RX Modality (COC)
		RX Date Rad Ended, Rad--Treatment Volume (COC)
		RX Date Rad Ended, RX Date Radiation (COC)
		RX Date Radiation (COC)
		RX Date Radiation Flag (NAACCR)
		RX Date Radiation, Date Flag (COC)
		RX Date Radiation, Date Flag (NAACCR)
		RX Date Radiation, Date Flag, DX Date (NPCR)
		RX Date Radiation, Date Last Contact (COC)
		RX Date Radiation, Date of Diagnosis (COC)
		RX Date Radiation, Rad--Boost Dose cGy (COC)
		RX Date Radiation, Rad--Boost RX Modality (COC)
		RX Date Radiation, Rad--Location of RX (COC)
		RX Date Radiation, Rad--No of Treatments Vol (COC)
		RX Date Radiation, Rad--Regional Dose: cGy (COC)
		RX Date Radiation, Rad--Regional RX Modality (COC)
		RX Date Radiation, Rad--Treatment Volume (COC)
		RX Date Surg Disch (COC)
		RX Date Surg Disch Flag (NAACCR)
		RX Date Surg Disch, Date Flag (COC)
		RX Date Surg Disch, Date Flag, DX Date (COC)
		RX Date Surg Disch, Date Last Contact (COC)
		RX Date Surg Disch, Date Mst Defn Srg (COC)
		RX Date Surg Disch, Date of DX (COC)
		RX Date Surg Disch, Surg Prim Site (COC)
		RX Date Surgery (COC)
		RX Date Surgery Flag (NAACCR)
		RX Date Surgery, Date Flag (COC)
		RX Date Surgery, Date Flag (NAACCR)
		RX Date Surgery, Date Flag, DX Date (NPCR)
		RX Date Surgery, Date Last Contact (COC)
		RX Date Surgery, Date of Diagnosis (COC)
		RX Date Surgery, RX Text--Surgery (NAACCR)
		RX Date Systemic (COC)
		RX Date Systemic Flag (NAACCR)
		RX Date Systemic, Date Flag (COC)
		RX Date Systemic, Date Last Contact (COC)
		RX Date Systemic, Systemic RX (COC)

		RX Hosp--BRM (COC)
		RX Hosp--BRM (NAACCR)
		RX Hosp--BRM, RX Summ--BRM (COC)
		RX Hosp--Chemo (COC)
		RX Hosp--Chemo (NAACCR)
		RX Hosp--Chemo, RX Summ--Chemo (COC)
		RX Hosp--DX/Stg Proc (COC)
		RX Hosp--DX/Stg Proc (NAACCR)
		RX Hosp--DX/Stg Proc, RX Summ--DX/Stg Proc (COC)
		RX Hosp--Hormone (COC)
		RX Hosp--Hormone (NAACCR)
		RX Hosp--Hormone, RX Summ--Hormone (COC)
		RX Hosp--Other (COC)
		RX Hosp--Other, Date of Diagnosis (COC)
		RX Hosp--Other, RX Summ--Other (COC)
		RX Hosp--Palliative Proc (COC)
		RX Hosp--Palliative Proc (NAACCR)
		RX Hosp--Palliative Proc, RX Summ--Pall Proc (COC)
		RX Hosp--Reg LN Examined (COC)
		RX Hosp--Scope LN Sur, RX Summ--Scope LN Sur(COC)
		RX Hosp--Scope Reg 98-02 (COC)
		RX Hosp--Scope Reg 98-02, Primary Site, ICDO2(COC)
		RX Hosp--Scope Reg 98-02, Primary Site, ICDO3(COC)
		RX Hosp--Scope Reg 98-02, RX Hosp--Scope Reg (COC)
		RX Hosp--Scope Reg LN Sur (COC)
		RX Hosp--Scope Reg LN Sur (NAACCR)
		RX Hosp--Scope Reg LN Sur, Primary Site,ICDO2(COC)
		RX Hosp--Scope Reg LN Sur, Primary Site,ICDO3(COC)
		RX Hosp--Surg App 2010 (COC)
		RX Hosp--Surg App 2010, Date of Diagnosis (COC)
		RX Hosp--Surg App 2010, Surg Prim Site (COC)
		RX Hosp--Surg Oth 98-02 (COC)
		RX Hosp--Surg Oth 98-02, Primary Site (COC)
		RX Hosp--Surg Oth 98-02, RX Hosp--Surg Oth (COC)
		RX Hosp--Surg Oth Reg, RX Summ--Surg Oth Reg (COC)
		RX Hosp--Surg Oth Reg/Dis (COC)
		RX Hosp--Surg Oth Reg/Dis (NAACCR)
		RX Hosp--Surg Pri Sit, RX Summ--Surg Pri Sit (COC)
		RX Hosp--Surg Prim Site (COC)
		RX Hosp--Surg Prim Site (NAACCR)
		RX Hosp--Surg Prim Site, Primary Site, ICDO2 (COC)
		RX Hosp--Surg Prim Site, Primary Site, ICDO3 (COC)
		RX Hosp--Surg Site 98-02 (COC)

		RX Hosp--Surg Site 98-02, Primary Site (COC)
		RX Hosp--Surg Site 98-02, RX Hosp--Surg Site (COC)
		RX Summ--BRM (COC)
		RX Summ--BRM (NPCR)
		RX Summ--BRM, Date of DX (NPCR)
		RX Summ--BRM, DateDX, RptSrc (SEER IF63)
		RX Summ--BRM, RX Date BRM (COC)
		RX Summ--BRM, RX Text--BRM (NAACCR)
		RX Summ--BRM, Vital Status (COC)
		RX Summ--Chemo (COC)
		RX Summ--Chemo (NPCR)
		RX Summ--Chemo, Date of DX (NPCR)
		RX Summ--Chemo, DateDX, RptSrc (SEER IF61)
		RX Summ--Chemo, RX Date Chemo (COC)
		RX Summ--Chemo, RX Text--Chemo (NAACCR)
		RX Summ--Chemo, Vital Status (COC)
		RX Summ--DX/Stg Proc (COC)
		RX Summ--DX/Stg Proc (NAACCR)
		RX Summ--DX/Stg Proc, RX Date DX/Stg Proc (COC)
		RX Summ--Hormone (COC)
		RX Summ--Hormone (NPCR)
		RX Summ--Hormone, Date of DX (NPCR)
		RX Summ--Hormone, DateDX, RptSrc (SEER IF62)
		RX Summ--Hormone, RX Date Hormone (COC)
		RX Summ--Hormone, RX Text--Hormone (NAACCR)
		RX Summ--Hormone, Vital Status (COC)
		RX Summ--Other (NPCR)
		RX Summ--Other (SEER OTHERRX)
		RX Summ--Other, Date of DX (NPCR)
		RX Summ--Other, DateDX, RptSrc (SEER IF64)
		RX Summ--Other, RX Date Other (COC)
		RX Summ--Other, RX Text--Other (NAACCR)
		RX Summ--Palliative Proc (COC)
		RX Summ--Palliative Proc (NAACCR)
		RX Summ--Rad to CNS (SEER RBCNSYS)
		RX Summ--Rad to CNS, Prim Site, RptSrc (SEER IF59)
		RX Summ--Radiation (NAACCR)
		RX Summ--Radiation (SEER RADIATN)
		RX Summ--Radiation, DateDX, RptSrc (SEER IF58)
		RX Summ--Radiation, RX Text--Radiation (NAACCR)
		RX Summ--Reconstruct 1st (NAACCR)
		RX Summ--Reconstruct 1st (SEER RECONST)
		RX Summ--Reconstruct 1st, Date of DX (COC)

		RX Summ--Reconstruct 1st, Primary Site (COC)
		RX Summ--Reconstruct 1st,DateDx,RptSrc (SEER IF81)
		RX Summ--Reg LN Ex,DateDX,RptSrc,ICDO3 (SEER IF97)
		RX Summ--Reg LN Examined (COC)
		RX Summ--Reg LN Examined (SEER SURGNODE)
		RX Summ--Reg LN Examined, Date of DX (COC)
		RX Summ--Scope Reg 98-02 (COC)
		RX Summ--Scope Reg 98-02, Date of DX (COC)
		RX Summ--Scope Reg 98-02, Date of DX (SEER IF98)
		RX Summ--Scope Reg 98-02, Primary Site, ICDO2(COC)
		RX Summ--Scope Reg 98-02, Primary Site, ICDO3(COC)
		RX Summ--Scope Reg 98-02,Site,Rpt,ICDO3(SEER IF79)
		RX Summ--Scope Reg LN Sur (COC)
		RX Summ--Scope Reg LN Sur (SEER SCOPE)
		RX Summ--Scope Reg LN Sur, Date of DX (NPCR)
		RX Summ--Scope Reg LN Sur, Date of DX (SEER IF100)
		RX Summ--Scope Reg LN Sur, Site, ICDO2(COC)
		RX Summ--Scope Reg LN Sur, Site, ICDO3 (SEER IF109)
		RX Summ--Surg Approach,RX Summ--Surg Site 98-02(COC)
		RX Summ--Surg Oth 98-02 (COC)
		RX Summ--Surg Oth 98-02, Date of DX (COC)
		RX Summ--Surg Oth 98-02, Date of DX (SEER IF99)
		RX Summ--Surg Oth 98-02, Primary Site (COC)
		RX Summ--Surg Oth 98-02,Site,Rpt,ICDO3 (SEER IF80)
		RX Summ--Surg Oth Reg/Dis (COC)
		RX Summ--Surg Oth Reg/Dis (SEER SURGOTH)
		RX Summ--Surg Oth Reg/Dis, Date of DX (NPCR)
		RX Summ--Surg Oth Reg/Dis,DateDX,RptSrc(SEER IF101)
		RX Summ--Surg Prim Site (COC)
		RX Summ--Surg Prim Site (SEER SURGPRIM)
		RX Summ--Surg Prim Site, Date of DX (NPCR)
		RX Summ--Surg Prim Site, Date of DX (SEER IF102)
		RX Summ--Surg Prim Site, Diag Conf (SEER IF76)
		RX Summ--Surg Prim Site, Primary Site, ICDO2 (COC)
		RX Summ--Surg Prim Site, Primary Site, ICDO3 (COC)
		RX Summ--Surg Prim Site, Site, ICDO3 (SEER IF108)
		RX Summ--Surg Site 98-02 (COC)
		RX Summ--Surg Site 98-02, Date of DX (COC)
		RX Summ--Surg Site 98-02, Date of DX (SEER IF103)
		RX Summ--Surg Site 98-02, Diag Conf (SEER IF106)
		RX Summ--Surg Site 98-02, Primary Site (COC)
		RX Summ--Surg Site 98-02, RX Summ--Surg Site (COC)
		RX Summ--Surg Site 98-02, Site, RptSrc (SEER IF78)

		RX Summ--Surg/Rad Seq (NPCR)
		RX Summ--Surg/Rad Seq (SEER RADSEQ)
		RX Summ--Surg/Rad Seq, Date of DX (NPCR)
		RX Summ--Surg/Rad Seq, DateDX, RptSrc (SEER IF60)
		RX Summ--Surgery Type (SEER SURGRX)
		RX Summ--Surgery Type, Diag Conf (SEER IF46)
		RX Summ--Surgery Type, Radiation (SEER IF44)
		RX Summ--Surgery Type, Site, RptSrc (SEER IF29)
		RX Summ--Surgery, Reason for No Surgery(SEER IF51)
		RX Summ--Surgical Approach (COC)
		RX Summ--Surgical Approach, Date of DX (COC)
		RX Summ--Surgical Approach, Primary Site (COC)
		RX Summ--Surgical Margins (COC)
		RX Summ--Surgical Margins (NAACCR)
		RX Summ--Surgical Margins, Primary Site,ICDO2 (COC)
		RX Summ--Surgical Margins, Primary Site,ICDO3 (COC)
		RX Summ--Systemic/Sur Seq (COC)
		RX Summ--Systemic/Sur Seq, Date of DX (COC)
		RX Summ--Systemic/Sur Seq, Date of DX (NPCR)
		RX Summ--Systemic/Sur Seq, Date of DX (SEER IF154)
		RX Summ--Transplnt/Endocr (COC)
		RX Summ--Transplnt/Endocr (NPCR)
		RX Summ--Transplnt/Endocr, Date of DX (NPCR)
		RX Summ--Transplnt/Endocr, DateDX, Rpt (SEER IF104)
		RX Summ--Transplnt/Endocr, Primary Site (SEER IF28)
		RX Summ--Transplnt/Endocr, Vital Status (COC)
		RX Summ--Treatm Stat, Date 1st Crs RX COC (COC)
		RX Summ--Treatm Stat, Treatment (COC)
		RX Summ--Treatment Status (COC)
		RX Summ--Treatment Status, Date of DX (COC)
		RX Summ--Treatment Status, Date of DX (NPCR)
		Secondary Diagnosis 1 - 10 (COC)
		Secondary Diagnosis 1 (COC)
		Secondary Diagnosis 10 (COC)
		Secondary Diagnosis 2 (COC)
		Secondary Diagnosis 3 (COC)
		Secondary Diagnosis 4 (COC)
		Secondary Diagnosis 5 (COC)
		Secondary Diagnosis 6 (COC)
		Secondary Diagnosis 7 (COC)
		Secondary Diagnosis 8 (COC)
		Secondary Diagnosis 9 (COC)
		SEER Coding Sys--Current (NAACCR)

		SEER Coding Sys--Current (SEER)
		SEER Coding Sys--Current, Date of DX (SEER)
		SEER Coding Sys--Original (NAACCR)
		SEER Coding Sys--Original (SEER)
		SEER Record Number (SEER RECNUM)
		SEER Submission Edit 01 (SEER)
		SEER Submission Edit 02 (SEER)
		SEER Type of Follow-Up (SEER TYPEFUP)
		Seq Num--Central, Prim Site, Morph ICDO3(SEER IF22)
		Seq Num--Hosp, Primary Site, Morph ICDO2 (COC)
		Seq Num--Hosp, Primary Site, Morph ICDO3 (COC)
		Sequence Number--Central (SEER SEQUENC)
		Sequence Number--Hospital (COC)
		Sequence Number--Hospital (NAACCR)
		Sex (SEER Sex)
		Sex, Primary Site (SEER IF17)
		Site (1973-91) ICD-O-1 (NAACCR OLDSITE)
		Site (1973-91), Date of Diagnosis (SEER IF69)
		Site Coding Sys--Curr, Site Coding Sys--Orig (COC)
		Site Coding Sys--Current (NAACCR)
		Site Coding Sys--Current, Date of DX (NAACCR)
		Site Coding Sys--Original (NAACCR)
		Site Coding Sys--Original, Date of Diagnosis (COC)
		Site Coding Sys--Original, Date of DX (NAACCR)
		Social Security Number (COC)
		Social Security Number (NAACCR)
		Social Security Number, Date of Diagnosis (COC)
		Social Security Number-Partial (NAACCR)
		Spanish/Hispanic Origin (SEER SPANORIG)
		Spanish/Hispanic Origin, NHIA Derived (NAACCR)
		Spanish/Hispanic Origin, NHIA Derived (SEER IF183)
		Subsq RX 2ndCrs Date Flag (NAACCR)
		Subsq RX 3rdCrs Date Flag (NAACCR)
		Subsq RX 4thCrs Date Flag (NAACCR)
		Summ Stg 1977, Site, Hist ICDO2, Class (NAACCR)
		Summ Stg 1977, Site, Hist ICDO2, Rpt Srce (NAACCR)
		Summ Stg 2000, Site, Hist ICDO3, Class (NAACCR)
		Summ Stg 2000, Site, Hist ICDO3, Rpt Srce (NAACCR)
		Summary Stage 1977 (NAACCR)
		Summary Stage 1977, Class of Case (COC)
		Summary Stage 1977, Date DX, Date 1st Cont (NAACCR)
		Summary Stage 1977, Date of Diagnosis (NAACCR)
		Summary Stage 1977, EOD--LN Involv, ICDO2 (NAACCR)

		Summary Stage 1977, Histology ICDO2 (COC)
		Summary Stage 1977, Primary Site-Ed 4, ICDO2 (COC)
		Summary Stage 1977, Primary Site-Ed 5, ICDO2 (COC)
		Summary Stage 1977, Regional Nodes Pos (NAACCR)
		Summary Stage 1977, Summary Stage 2000 (NAACCR)
		Summary Stage 1977, TNM M (NAACCR)
		Summary Stage 1977, TNM N (NAACCR)
		Summary Stage 1977, TNM Stage Group (COC)
		Summary Stage 1977, Type of Report Source (NAACCR)
		Summary Stage 2000 (NAACCR)
		Summary Stage 2000, Date DX, Date 1st Cont (NAACCR)
		Summary Stage 2000, Date of Diagnosis (NAACCR)
		Summary Stage 2000, EOD--LN Involv, ICDO3 (NAACCR)
		Summary Stage 2000, Over-ride CS 20 (NPCR)
		Summary Stage 2000, Primary Site-Ed 5, ICDO3 (COC)
		Summary Stage 2000, Primary Site-Ed 6, ICDO3 (COC)
		Summary Stage 2000, Regional Nodes Pos (NAACCR)
		Summary Stage 2000, TNM M (NAACCR)
		Summary Stage 2000, TNM N (NAACCR)
		Summary Stage 2000, TNM Stage Group (COC)
		Surgery 98-02, Rad, Rad Surg (SEER IF105)
		Surgery 98-02, Reason for No Surg (SEER IF107)
		Surgery Rad, Rad Surg (SEER IF75)
		Surgery, Rad, Surg/Rad Seq (COC)
		Surgery, Reason for No Surg (SEER IF77)
		Surgery, Reason No Surg (COC)
		Surgery, RX Date Surgery, ICDO2 (COC)
		Surgery, RX Date Surgery, ICDO3 (COC)
		Surv--Cases Dx After Study Cutoff
		Surv-Date Active Followup (SEER)
		Surv-Date Active Followup, Date Last Cont (SEER)
		Surv-Date Active Followup, Mos, Flag (SEER)
		Surv-Date DX Recode (SEER)
		Surv-Date DX Recode, Date of Diagnosis (SEER)
		Surv-Date Presumed Alive (SEER)
		Surv-Date Presumed Alive, Date Last Cont, DX(SEER)
		Surv-Date Presumed Alive, Mos, Flag (SEER)
		Surv-Flag Active Followup (SEER)
		Surv-Flag Active Followup, Mos Act Followup (SEER)
		Surv-Flag Active Followup,Type Report Src (SEER)
		Surv-Flag Presumed Alive (SEER)
		Surv-Flag Presumed Alive, Mos Presumed Alive(SEER)
		Surv-Flag Presumed Alive, Type Report Src (SEER)

		Surv-Mos Active Followup (SEER)
		Surv-Mos Presumed Alive (SEER)
		Systemic RX, Surgery, Systemic/Sur Seq (COC)
		Telephone (COC)
		Text--Dx Proc--Path, Diagnostic Confirm (NAACCR)
		Text--Histology Title (NAACCR)
		Text--Primary Site Title (NAACCR)
		TNM Clin Descriptor (COC)
		TNM Clin Descriptor, Date of Diagnosis (NPCR)
		TNM Clin Descriptor, Date of Diagnosis (SEER)
		TNM Clin M (COC)
		TNM Clin N (COC)
		TNM Clin Stage Group (COC)
		TNM Clin Stage Group, TNM Items, ICDO3 (COC)
		TNM Clin Stage Group, TNM Path Stage Group (COC)
		TNM Clin Stage Group, TNM Path Stage Group (NAACCR)
		TNM Clin Staged By (COC)
		TNM Clin Staged By, Date of Diagnosis (SEER)
		TNM Clin T (COC)
		TNM Edition Number (COC)
		TNM Edition Number, Date of Diagnosis (COC)
		TNM Edition Number, Date of Diagnosis (NPCR)
		TNM Edition Number, Date of Diagnosis (SEER)
		TNM Edition Number, No AJCC Ed 5 Scheme,ICDO3(COC)
		TNM Edition Number, No AJCC Ed 6 Scheme,ICDO3(COC)
		TNM Edition Number, TNM Fields (NPCR)
		TNM Edition Number, TNM Fields (SEER)
		TNM Edition, TNM Clin Stage, TNM Path Stage (COC)
		TNM Edition, TNM Clin Stage, TNM Path Stg (NAACCR)
		TNM Path Descriptor (COC)
		TNM Path Descriptor, Date of Diagnosis (NPCR)
		TNM Path Descriptor, Date of Diagnosis (SEER)
		TNM Path M (COC)
		TNM Path N (COC)
		TNM Path Stage Group (COC)
		TNM Path Stage Group, TNM Items, ICDO3 (COC)
		TNM Path Stage Group, TNM Items, ICDO3 (NAACCR)
		TNM Path Staged By (COC)
		TNM Path Staged By (NAACCR)
		TNM Path Staged By, Date of Diagnosis (COC)
		TNM Path Staged By, Date of Diagnosis (SEER)
		TNM Path T (COC)
		Tumor Marker 1 (SEER TUMMARK1)

		Tumor Marker 1, Date of Diagnosis (SEER IF65) Tumor Marker 1, Primary Site, Morph ICDO2 (COC) Tumor Marker 1, Primary Site, Morph ICDO3 (COC) Tumor Marker 1, Type of Report Srce (SEER IF67) Tumor Marker 2 (SEER TUMMARK2) Tumor Marker 2, Date of Diagnosis (SEER IF66) Tumor Marker 2, Primary Site (COC) Tumor Marker 2, Type of Report Srce (SEER IF68) Tumor Marker 3 (SEER TUMMARK3) Tumor Marker 3, Date of Diagnosis (SEER IF73) Tumor Marker 3, Primary Site (COC) Tumor Marker 3, Type of Report Srce (SEER IF74) Tumor Record Number (NAACCR) Type of Rep Srce(DC),Seq Num--Cent,ICDO3(SEER IF04) Type of Report Srce (AO), Date of Dx (SEER IF02) Type of Report Srce (DC/AO), SEER Fup (SEER IF10) Type of Report Srce(DC), EOD Coding Sys(SEER IF11) Type of Report Srce(DC/AO), COD (SEER IF09) Type of Report Srce(DC/AO), Diag Conf (SEER IF05) Type of Report Srce(DC/AO), Vit Stat (COC) Type of Report Srce(DC/AO), Vital Stat (SEER IF08) Type of Report Srce, Diagnostic Proc (SEER IF20) Type of Reporting Source (SEER RPRTSRC) Type of Reporting Source, Date of DX (SEER IF152) Unknown Site, Hist ICDO3, Summ Stg 1977 (NAACCR) Unknown Site, Laterality (SEER IF138) Unknown Site, Summary Stage 1977, ICDO2 (NAACCR) Verify ICDO2 to ICDO3 Conversion (NAACCR) Vital Status (COC) Vital Status (SEER FUPSTAT) Vital Status, Cause of Death (COC) Vital Status, Cause of Death (SEER IF36) Edits within Geneditis Removed ONC*2.11*47 Patch installation instructions (Kimberly Meneguzzo)
August 2017	ONC*2.2*6	Revised to reflect current record layout (NAACCR v16) and associated utilities (Richard Knoepfle)
June 2015	ONC*2.2*4	Revised to reflect current record layout (NAACCR v15) (Kathleen Waller)
May 2007	ONC*2.11*47	Initial Publication of OncoTraX: Cancer Registry User Manual (Christine Beynon)

Table of Contents

Introduction.....	1
Recommended Users.....	2
Related Manuals.....	2
Recommended Websites.....	3
OncoTrax Conventions.....	4
OncoTrax Menu.....	6
Getting Started.....	7
Define Cancer Registry Parameters.....	8
SUS Case Finding and Suspense Module.....	10
CF Automatic Case Finding - Lab Search.....	10
LR Print Case Finding - Lab Report.....	11
RA Automatic Case Finding - Radiology Search.....	12
PT Automatic Case Finding - PTF Search.....	13
SE Add/Edit/Delete from Suspense.....	15
Adding a VA Patient to Suspense.....	16
Editing a VA Patient in Suspense.....	16
Deleting a VA Patient from Suspense.....	16
SP Print Suspense List by Suspense Date (132c).....	16
NP Patients in Suspense with No Primaries.....	17
ABS Abstract Entry and Printing Module.....	18
AI Complete Abstract.....	18
Abstracting a Case.....	19
Completing an Abstract.....	25
EE Abstract Edit Primary.....	26
NC Print Abstract NOT Complete List.....	26
IR Patient Summary.....	27
QA Print Abstract QA (80c).....	27
EX Print Abstract-Extended (80c).....	27
PA Print Complete Abstract (132c).....	27
MA Print QA/Multiple Abstracts.....	27
AS Abstract Screens Menu (80c).....	28
FOL Follow-up Module.....	29
PF Post/Edit Follow-up.....	29
RF Recurrence/Sub Tx Follow-up.....	30
FH Patient Follow-up History.....	31
DF Print Due Follow-up List by Month Due.....	31
LF Print Delinquent (LTF) List.....	31
FP Follow-up Procedures Menu.....	32
Follow-up Letter.....	32
AA Accession Register-ACoS (80c).....	37
AS Accession Register-Site (80c).....	38
AE Accession Register-EOVA (132c).....	38
PA Patient Index-ACoS (132c).....	38

PS Patient Index-Site (80c).....	38
PE Patient Index-EOVA (132c).....	38
IN Primary ICDO Listing (80c).....	39
SG Primary Site/GP Listing (80c).....	39
IW Primary ICDO Listing (132c).....	39
ANN Annual Reporting Module.....	40
AAR Annual ACoS Accession Register (80c).....	40
API Annual ACoS Patient Index (132c).....	40
ASL Annual Primary Site/GP Listing (132c).....	41
ACL Annual Patient List by Class of Case (80c).....	41
SST Annual Primary Site/Stage/Tx (132c).....	41
TST Annual ICDO Topography/Stage/Tx (132c).....	41
SDX Annual Status/Site/Dx-Age (132c).....	43
HIS Annual Histology/Site/Topography (80c).....	43
ACT Annual Cross Tabs (80c).....	44
CPR PRINT Custom Reports.....	44
STA Statistical Reporting Module.....	45
DS Define Search Criteria.....	45
SP Survival by Site.....	46
SS Survival by Stage.....	47
TX Survival by Treatment.....	47
TS Treatment by Stage - Cross Tabs.....	47
UTL Utility Options Module.....	48
RS Registry Summary Reports.....	48
DP Delete OncoTrax Patient.....	49
DS Delete Primary Site/Gp Record.....	50
SQ Find Duplicate Acc/Seq Numbers.....	50
EA Edit Site/AccSeq# Data.....	50
AR Create a Report to Preview ACoS Output.....	50
CT Create ACoS Data Download.....	50
SR Create a Report to Preview State/VACCR Output.....	50
CC Create State/VACCR Data Download.....	50
TR Define Cancer Registry Parameters.....	51
AC Enter/Edit Facility File.....	51
CDD1 Print Condensed DD--OncoTrax Patient file.....	51
CDD2 Print Condensed DD--OncoTrax Primary file.....	51
PSR Purge Suspense Records.....	51
SP Purge Patient Records with No Suspense/Primaries.....	51
CS Restage CS Cases.....	51
TNM Compute Percentage of TNM Forms Completed.....	51
TIME Timeliness Report.....	52
CHEM Enter/Edit chemotherapeutic Drug File.....	52
RCRS Create RCRS Extract.....	52
TEXT Find Non-Standard characters in TEXT.....	52
UPC Update Oncology Physician Contacts.....	52
VL Check Validity of TNM Fields.....	52

Reporting to VA Central Cancer Registry	52
Utility Tools.....	53
PC Capture Program.....	53
KEA Term - Illustrated Directions.....	54
Emailing the VACCR file.....	55
State Reporting	55
PC Capture Program.....	56
Downloading Your Data from VistA for the ACoS.....	57
Downloading and Installing Genedits.....	57
Line Editor.....	58
Screen Editor	59
Menu Options	63
Edits within OncoTrax.....	65
Edits within Genedits.....	161
Glossary.....	162
Appendix A: Edits API.....	162
Instituted May 2007 with OncoTrax: Cancer Registry V.2.11 - Patch ONC*2.11*47 Released May 17, 2007	162

Introduction

OncoTrax: Cancer Registry is an integrated collection of computer programs and routines, which work together in assisting the Cancer Registrars to create and maintain a cancer patient database. The software creates case listings and registry reports for Cancer Boards (Cancer Conferences), special studies, and the Annual Report recommended by the American College of Surgeons (ACoS).

The software allows the Cancer Registrars to:

1. Perform case finding.
2. Identify potential cases to include in your registry, enter the pertinent data directly into the computer system, and maintain patient follow-up information on an annual basis.
3. Enter abstracts.
4. Download and transmit data electronically to the VA Central Cancer Registry, state central registries, the National Cancer Database for the ACoS Call for Data.
5. Produce several reports by using an option in the Utility menu.

Note: Several reports within the software provide basic information; however, for more specific reports, you need to know basic FileMan functions. Any and all data collected within an abstract can be pulled back into reports.

6. Print out by year the number of cases by site, including sex, race, and stages.
7. Generate follow-up reports as required by the ACoS

Note: OncoTrax is in complete compliance with all ACoS required data elements and is updated as changes occur.

OncoTrax is used by cancer registrars and meets all requirements set forth by the American College of Surgeons for approved cancer programs.

Note: OncoTrax makes extensive use of Help screens, **but it does not replace the use of your reference manuals.**

This manual deals with the three most used areas of the software. These are the main functions of registry work used to maintain the cancer registry.

1. **Case Finding/Suspense Module** allows you to perform an automated case finding search of relevant hospital databases (pathology, radiology, and patient treatment files) for cases meeting specific criteria for inclusion in the registry.
2. **Abstracting/Printing** allows you to enter coded data into the database directly or by utilizing auto-coding techniques. The software is site-specific prompt driven; the only data elements presented are those pertinent to the site you are abstracting.
3. **Follow-Up** in OncoTrax assists you in following your patients. The database automatically reminds you when it is time to do a follow-up on a patient. You can update each patient's record with new follow-up information. The software comes with a variety of follow-up letters, which may be customized to fit the needs of individual facilities.

When using the electronic version of the manual to search for information, click Edit on the menu bar and select Find (binoculars icon). Enter the word or words for which you are looking, and Microsoft Word searches the document.

Recommended Users

This manual is intended for VA registrars using the OncoTrax: Cancer Registry software.

Related Manuals

Every cancer registry office should have the following reference material.

Note: Use the older editions of the reference materials when entering old cases.

- *Standards For Oncology Registry Entry (STORE)*, 2018 and after
- *Facility Oncology Registry Data Standards (FORDS)*, 2016 and after
- *Facility Oncology Registry Data Standards (FORDS)*, 2011 and after
- *Registry Operations and Data Standards (ROADS)*, prior to 2003 cases
- *Facility Oncology Registry Data Standards (FORDS)*, 2003 and after
- *Collaborative Staging Manual and Coding Instructions*
Collaborative Staging was added to OncoTrax in July 2004. Use the *Collaborative Staging Manual and Coding Instructions* for all cases diagnosed in 2004 and after.
- *AJCC Cancer Staging Manual, 9th Edition* on cervix uteri cancer cases diagnosed beginning January 1, 2021
- *AJCC Cancer Staging Manual, 8th Edition* on cancer cases diagnosed beginning January 1, 2018
- *AJCC Cancer Staging Manual, 7th Edition* on cancer cases diagnosed beginning January 1, 2010
- *AJCC Cancer Staging Manual, 6th Edition* on cancer cases diagnosed beginning January 1, 2003
- *AJCC Cancer Staging Manual*, 5th edition, for entering older cases
- *SEER Summary Staging Manual*, 2000
- *Summary Staging Guide*, 1977
- *SEER Extent of Disease*, 1988; *Codes and Coding Instructions*, 2nd edition, 1994
- *SEER Extent of Disease*, 1998; *Codes and Coding Instructions*, 3rd edition, 1998
- *SEER Program Coding and Staging Manual*, 2004 (on CD)
- *SEER*Rx - Interactive Antineoplastic Drugs Database*
The interactive antineoplastic drugs database (helpful when abstracting) is available from SEER on the following website: <http://www.seer.cancer.gov/tools/seerrx/>
- *SEER Self Instructional Manuals for Tumor Registrars*
SEER Self-Instructional manuals are available for download on the following website: <http://www.seer.cancer.gov/training/manuals/>
- *ICD-O-3*, International Classification of Diseases for Oncology (ICD-O), 3rd edition
- *ICD-O-2*, International Classification of Diseases for Oncology (ICD-O), 2nd edition
- *Cancer Registry Management Principles and Practice*, 3rd edition

Recommended Websites

- <https://www.cancer.gov/>
- Website for the National Cancer Institute
- <http://www.facs.org/cancer/index.html>
- Home page for the Commission on Cancer, American College of Surgeons, Cancer Programs
- <https://www.facs.org/>
- Highlights for the month from the Commission on Cancer, American College of Surgeons, Cancer Programs
- <http://web.facs.org/>
- American College of Surgeons, Commission on Cancer: Inquiry and Response System (I & R) Available to all cancer care professionals. It is a repository of thousands of questions and answers related to the Approvals and Accreditation Program, the National Cancer Data Base (NCDB), the American Joint Committee on Cancer (AJCC), and the Facility Oncology Registry Data Standards (FORDS).
- <http://www.ncra-usa.org/>
- Website for the National Cancer Registrars Association
- <https://www.facs.org/quality-programs/cancer-programs/american-joint-committee-on-cancer/cancer-staging-systems/>
- Website for the American Joint Committee on Cancer (AJCC)
- <http://www.naacr.org/>
- Website for the North American Association of Central Cancer Registries (NAACCR)
- <http://cancerstaging.org/>
- Website for Collaborative Staging
- <http://vaww.medicalsurgical.va.gov/cancer/index.asp>
- All links for the Veterans Health Administration Cancer Program
- <http://www.training.seer.cancer.gov>
- SEER's Training Web Site provides web-based training modules for cancer registration and surveillance. When the site is complete, it will comprise about 30 training modules, each covering a particular cancer registration training subject.
- <http://www.seer.cancer.gov/tools/seerrx/>
- Download the SEER*Rx - Interactive Antineoplastic Drugs Database, version 1.1.1 (replaces Book 8)
- <http://www.cancerstaging.org/>
- Collaborative Staging Manual and Coding Instructions Part I
- <http://cancerstaging.org/>
- Collaborative Staging Manual and Coding Instructions Part II
- <http://seer.cancer.gov/>
- The SEER Program Code Manual, Third Edition, 1998

- <http://seer.cancer.gov/>
- SEER Extent of Disease - 1988, Codes and Coding Instructions, Third Edition, January 1998
- https://www.facs.org/media/whmfnppx/2020_coc_standards.pdf
- American College of Surgeons Optimal Resources for Cancer Care 2020 Standards
- Facility Oncology Registry Data Standards (FORDS): Revised for 2016
<https://www.facs.org/quality-programs/cancer/ncdb/call-for-data/fordsmanual>

OncoTrax Conventions

You must have a working knowledge of VistA conventions, to maneuver easily in OncoTrax. The table contains frequently used characters and their descriptions with examples.

Character	Description
<ret>	<ret> is the symbol for the Return or Enter key. Type <ret> after every response, or to bypass a prompt or accept a default. Note: Do not press it more than necessary; you do not want to bypass an opportunity to enter valuable information.
?	? (one question mark) Type ? at any prompt to view a message explaining the requested information or how to enter it.
??	?? (two question marks) Type ?? at any prompt to view detailed instructions and/or a list of choices.
//	// (two slash marks) Type // after text for the default response. <ul style="list-style-type: none"> • If you accept the default answer, press <ret> to continue to the next prompt. • For a different choice, type the choice and press <ret>. • Press Enter at // and the word before the slashes becomes the default response. • Type ? at // and a list of choices displays. Example PREVIOUS HISTORY OF CANCER: No// ? Choose from: 0 No 1 Yes 9 Unknown
^	^ (caret) is Shift + 6 on the keyboard and is also called the up-caret symbol. <ul style="list-style-type: none"> • Type ^ to exit an option and return to the menu; • Type ^ to jump to another field. Example Type ^ DATE DX at the field prompt to jump to the DATE DX field. DATE DX: 04/05/2005//

	<p>DX FACILITY: BUFFALO VA MEDICAL CENTER// PRIMARY SITE: PROSTATE// TEXT-PRIMARY SITE TITLE: PROSTATE// LATERALITY: Not a paired site// HISTOLOGY (ICD-O-3): ADENOCARCINOMA, NOS// HISTOLOGY CODE: 8140/3 TEXT-HISTOLOGY TITLE: ADENOCARCINOMA, NOS// ^DATE DX DATE DX: 04/05/2005// Type a new date after DATE DX:</p> <p>In the Abstract</p> <ul style="list-style-type: none"> • Go from one field to another in most areas of an abstract type ^<field name> • Go completely out of the abstract type ^ without a field name • Edit a field already completed type ^<field name> to return to the field and then edit. <p>Example</p> <p>CLASS OF CASE: 1 Dx here, 1st tx here FACILITY REFERRED FROM: NONE/ ^CLASS OF CASE CLASS OF CASE: Dx here, 1st tx here//</p>
<p>@</p>	<p>@ (at symbol) is Shift + 2 on the keyboard. Type @ to delete data values stored in fields.</p>
<p>...</p>	<p>... (three dots) Type ... to <i>replace</i> all data in a field.</p> <p>Example</p> <p>TX Primary Cancer cannot be assessed Replace ... With</p> <p>At the Replace prompt, type ... and press Enter. When With displays, type new data.</p> <p>Example</p> <p>CLINICAL T: T3 Chest wall/diaphragm/mediastinal pleura etc. Replace ... With</p> <p>There is a submenu when ... displays after a menu option.</p> <p>Example</p> <p>ANN *Annual Reports ...</p> <p>Select ANN and the following displays.</p> <p>AAR Annual ACoS Accession Register (80c) API Annual ACoS Patient Index (132c) ASL Annual Primary Site/GP Listing (132c) ACL Annual Patient List by Class of Case (80c) SST Annual Primary Site/Stage/Tx (132c) TST Annual ICDO Topography/Stage/Tx (132c) SDX Annual Status/Site/Dx-Age (132c) HIS Annual Histology/Site/Topography (80c) ACT Annual Cross Tabs (80c) CPR Print Custom Reports</p>

Dates	Several date formats are acceptable. Examples 010102, 1-1-02, 1/1/02, 01/01/2002, January 1, 2002 If the year is omitted, the computer uses Current Year .
Device prompt	To send a report to a printer, type the name of the printer at the Device prompt. <ul style="list-style-type: none"> • If the printer is shared, queue your report by entering Q at the Device prompt and then the name of the printer at the next prompt. • To view a report on your computer screen, press the <ret> key at the Device prompt. <p>When <i>capturing a file</i>, type 0;269;9999999 at the Device prompt. Note: When you learn to <i>capture files</i> from the software, you can also learn many ways to display data.</p>
Space bar return	Press the space bar to re-enter the last selection made at a particular level. (This feature may be limited for some options.) Example <ul style="list-style-type: none"> • At a submenu, the space bar enters the last submenu option accessed. • At a field, the space bar re-enters whatever was last entered, to any other field within the same option. Note: Press the space bar, and then press the Return key, not both at the same time.
Report options	Report options with 80c in the name; require an 80-character line printer. Report options with 80c in the name; look correct when viewed on your monitor. Report options with 132c in the name; require a 132-character line printer. Reports with 132c in the name do not look correct when viewed on your monitor—the text wraps. Note: A printer that can print both 80c and 132c is recommended.

OncoTrax Menu

The main OncoTrax menu is the first screen that displays when you sign on to the program. The OncoTrax menu displays the version number of the OncoTrax: Cancer Registry software running on your system.

Example

```
ONCOTRAX  CANCER  REGISTRY  V2.11  PATCH  ONC*2.11*54
```

The functions on the OncoTrax Option list also display.

```
SUS  *..Case Finding/Suspense ...
ABS  *..Abstracting/Printing ...
FOL  *..Follow-up Functions ...
LIS  *..Registry Lists ...
ANN  *..Annual Reports ...
```

STA *..Statistical Reports ...
UTL *..Utility Options ...

- The Select OncoTrax Option: prompt is the starting point for all the modules within the software.
- At the prompt, type in an option/module three-letter abbreviation. The group of related submenu options displays.

Example

Select OncoTrax Option: SUS *..Case Finding/Suspense

```
***** Suspense Cases *****  
CF Automatic Case Finding-Lab Search  
LR Print Case Finding-Lab Report  
RA Automatic Case Finding-Radiology Search  
PT Automatic Case Finding-PTF Search  
SE Add/Edit/Delete 'Suspense' Case  
SP Print Suspense List by Suspense Date (132c)  
NP Patients in Suspense with no primaries  
DI Disease Index
```

Getting Started

Before using OncoTrax for the first time, you must define your registry's parameters.

If OncoTrax is already being used by the registry and you are a new registrar, review the registry's parameters because you may need to update them.

To access the registry's parameters:

1. From the main OncoTrax menu, select UTL *..Utility Options...
2. From the Utility Options, select TR Define Cancer Registry Parameters

Example

```
SUS *..Case Finding/Suspense ...  
ABS *..Abstracting/Printing ...  
FOL *..Follow-up Functions ...  
LIS *..Registry Lists ...  
ANN *..Annual Reports ...  
STA *..Statistical Reports ...  
UTL *..Utility Options ...  
Select OncoTrax Option:
```

UTL *..Utility Options...

```
*****UTILITY OPTIONS*****  
DP Delete OncoTrax Patient  
DS Delete Primary Site/GP Record  
EA Edit Site/AccSeq# Data  
LG List Topographic Site Groups
```

LT List Topography Codes by Site Group
 AR Create a report to preview ACoS output
 CT Create ACoS Data Download
 SR Create a report to preview State/VACCR output
 CC Create State/VACCR Data Download
 TR Define Cancer Registry Parameters
 AC Enter/Edit Facility file
 CDD1 Print Condensed DD--OncoTrax Patient file
 CDD2 Print Condensed DD--OncoTrax Primary file
 PSR Purge Suspense Records
 SP Purge Patient Records with No Suspense/Primaries
 CS Restage CS cases using latest version
 TIME Timeliness Report
 CHEM Enter/Edit Chemotherapeutic Drugs file
 RCRS Create RCRS extract
 TEXT Find non-standard characters in TEXT
 VL Check Validity of TNM Field Values

Define Cancer Registry Parameters

Use **Define Cancer Registry Parameters** to update/change parameters, such as the name of the Cancer Registrar.

You are required to put in information for the following fields.

Select ONCOLOGY SITE PARAMETERS HOSPITAL NAME:

HOSPITAL NAME: Type the name of your medical center as you want it to display.
 STREET ADDRESS: Type the street address of your medical center.
 ZIP CODE: Type the zip code for your medical center.
 REFERENCE DATE: Type the year: *first* day of the *first* month of the year the registry *first* starts capturing data.
 TUMOR REGISTRAR: Type the name of the cancer registrar (3 - 30 characters in length) as you want it to display on letters and reports.
 PHONE NUMBER: Type the phone number of the cancer registrar's office.
 STATE HOSPITAL #: Type the number assigned by the state to your medical center.
 FACILITY ID #: Type the registry number assigned by the American College of Surgeons. Use the ID to define the registry in the ACoS Call for Data.

CENTRAL REGISTRY #: Type the registry number assigned by the state central registry, where applicable.

Note: This field may be left blank.

VISN: Type the Veterans Integrated Service Network number.
 CS URL: Type the URL address for the Collaborative Staging computer algorithms: http://10.41.100.27:86/cgi_bin/oncsrv.exe

Note: Copy and paste the address, so as not to make a mistake when typing.

DIVISION: Type in your division or site number. It is a required field, even for a single division site.

Note: Case finding does not work when Division is blank; type in the name of the hospital or the division.

COC ACCREDITATION: Type 00 (Not accredited) or 01 (Coc Accredited)

Select AFFILIATED DIVISION: Type the name of the division that is associated with the primary division for purposes of the cancer registry.

- If you are not an integrated site, bypass the Define Cancer Registry Parameters prompt by pressing <**RET**>.
- If you are an integrated site and each site/division manages its own cancer registry, bypass the Define Cancer Registry Parameters prompt by pressing <**RET**>.
- If you are an integrated site and one or more sites/divisions do not have a cancer registry and you are responsible for tracking patients from one or more of those sites in your cancer registry, type the name of each in **Select AFFILIATED DIVISION**.

Select QA USER: Type the name of the cancer registrar.

Example

REFERENCE DATE: ??

1. Record the reference date for the registry. This date is listed as the first day of the first month of the year the registry first starts keeping data.
2. Enter the date in format: 010106.

SUS Case Finding and Suspense Module

The SUS Case Finding and Suspense module provides a way to automatically find eligible cases or manually add the patients to Suspense.

Case finding is a systematic method of locating all eligible cases to enter (accession for abstracting) into your database. One of the unique features of the OncoTrax software is Automatic Case Finding. Enter a range, start date, and end date, and the computer searches pathology (CF), radiology (RA) and the Patient Treatment File (PT) for eligible cases in that date range. Each search is run separately according to your input. Cases meeting the defined criteria are captured electronically and added to Suspense.

The **Suspense Date** field, the cases are held in Suspense until they are accessioned for abstracting or manually deleted.

- The suspense date is pulled into the abstract as the DATE DX. The date can be changed, if necessary.
- After reviewing the Suspense cases, you may find some that are not required in the registry. You can manually delete them; refer to [Deleting a VA Patient from Suspense](#), page 16.
- You may find some cases that are recurrences of an already documented primary. Recurrences require a follow up. The recurrences must be updated using [RF Recurrence/Sub Tx Follow-up](#), page 30 in the Follow-up Module. Update the follow-up using [PF Post/Edit Follow-up](#), page 29.
- After you do a follow up for a patient, you must manually delete the patient from the Suspense file; refer to [Deleting a VA Patient from Suspense](#), page 16.
- Cases that are accessioned are automatically deleted from Suspense.

Case Finding/Suspense Menu
CF Automatic Case Finding-Lab Search
LR Print Case Finding-Lab Report
RA Automatic Case Finding-Radiology Search
PT Automatic Case Finding-PTF Search
SE Add/Edit/Delete from Suspense
SP Print Suspense List by Suspense Date (132c)
NP Patients in Suspense with no primaries
DI Disease Index

Note: For your date range, run CF, RA, and PT only once. If you repeat the search for your date range, cases already reviewed end up in your Suspense file.

CF Automatic Case Finding - Lab Search

Use this option to search the Lab files to build a Suspense list of cases. When the search is complete, you can print the Suspense list on a selected device/printer.

Start with Date: .

Go to Date: Type the end date of the search, such as 1/31/04
If the year is omitted, the computer uses Current Year.

Device: Type the name of your printer.

***** LAB CASE FINDING *****

This option will search the LAB DATA file
for cases to add to the Suspense List.

Start Date: Type the begin date of the search.
If this option was used previously, the previous end date is the begin
date, such as JUL 1, 2005

End Date: JUL 31, 2005

Dates OK? Y//

Press **Enter**.

Note: The option searches for ICD-O morphology codes 800-998, excluding
Behavior Code /0 (Benign) codes.

Exceptions to the search criteria:

Benign Cancers of the central nervous system will be included.

Squamous cell neoplasms (805-808) of the skin will be excluded.

Basal cell neoplasms (809) will be excluded.

DEVICE: HOME//

Your report shows the total number of patients identified.

Example

CASE FINDING LIST	your hospital VAMC	03/10/2004	
Patient Name	PtID# Lab Test	Organ/Tissue	Morph/Disease-SNOMED
SUSPENSE DATE: 7-5-2005			
ONCOPATIENT1	09999 07/15/2005-SP	LUNG, UPPER	80703-SQUAMOUS CELL

LR Print Case Finding - Lab Report

Use this option to generate a list of patients from Suspense, identified in Pathology with reportable malignancies in the CF Automatic Case Finding - Lab Search. You can print all lab cases in Suspense by entering **<ret>** at the start date prompt or print only those cases within a specified date range.

Start with Suspense Date: First//: Type the begin date for the search or press **Enter** to print all cases.

Go to Suspense Date Last: Type the end date for the search or press the **<ret>** key to accept the last date available.

Device: Type the name of your printer.

Example

```
Select *..Case finding/Suspense Option: 1r Print Case finding-Lab Report
START WITH SUSPENSE DATE: FIRST//
DEVICE: UCX REMOTE TCPIP
```

```
-----
-
CASE FINDING LIST          WASHINGTON DC VAMC          03/10/2004
Patient Name      PtID#      Lab Test          Organ/Tissue      CODE-Morphology
-----
  -SOURCE: CYTOPATHOLOGY
ONCOPATIENT1      L9999      07/08/2005-CY      BRONCHIAL WAS      69760-USPICIOUS
  SOURCE: SURGICAL PATHOLOGY
ONCOPATIENT2      N9999      07/10/2005-SP      SKIN OF UPPER      87203-
  MELANOMA,NOS
  Last Contact: 04/03/1998
Acc/Sequence      Primary Site          Last Cancer Status      Date DX          Status
-----
1998-00139/00      SKIN, FACE NOS          Unknown                  04/03/1998      Complete
```

Note: Patient N999 has a primary from 1998; so that information also displays.

When the patient has a history of malignancy, you must verify whether this new finding is a recurrence or a new primary. If it is a recurrence,

- i. Document this recurrence using the FOL Follow-up module.
- ii. Manually delete the case from the Suspense, using [SE Add/Edit/Delete Suspense Case](#), page 15 in the SUS Case Finding/Suspense module.

RA Automatic Case Finding - Radiology Search

Use this option to search the Rad/Nuc Med (Radiology/Nuclear Medicine) Patient file for suspicious malignancies and add the cases to your Suspense list in the OncoTrax Patient file.

Select Start Date: Type the begin date for the search or use the default date.

Select Ending Date: Type the end date for the search.

Device: Type the name of your printer.

```
-----
RADIOLOGY CASE FINDING LIST          WASHINGTON DC VAMC          07/18/2005
Patient Name      PtID#      Exam Date          Procedure
-----
ONCOPATIENT1      B1111      07/18/2005          CT THORAX W/O CONTRAST
ONCOPATIENT2      D9999      07/18/2005          ULTRASOUND ABDOMEN LTD
```

Note: This option only yields results if Radiology is entering internal Code 8 or Code 9, not an ICD-9 Code for Radiology. Many patients identified through these options may not actually have cancer and need to be manually deleted from Suspense. To delete, refer to [Deleting a VA Patient from Suspense](#), page 16.

PT Automatic Case Finding - PTF Search

Use this option to search the PTF (Patient Treatment File) and add the cases to your Suspense list in the OncoTrax Patient file. After you enter the dates for your search, the program lists the codes to capture during this search.

Note: Suspense date = Admission day +1.

Select Start Date: Type the begin date for the search or use the default date.

Select Ending Date: Type the end date for the search.

Device: Type the name of your printer.

Example

***** PTF CASEFINDING *****

This option will search the PRINCIPLE DIAGNOSIS and SECONDARY DIAGNOSIS fields of the PTF file for ICD codes which identify cases to be added to the Suspense list.

Start Date: 02-02-2022// 1/1/2022 JAN 01, 2022

End Date: T FEB 02, 2022

Dates OK? Y// ES

The following ICD codes will be searched for:

140-239	NEOPLASMS (excluding benign neoplasms 210-229 unless listed below)
042.2	HIV WITH SPECIFIED MALIGNANT NEOPLASMS
225.0-225.9	BENIGN NEOPLASMS OF BRAIN AND OTHER PARTS OF NERVOUS SYSTEM
227.3	BENIGN NEOPLASM OF PITUITARY GLAND AND CRANIOPHARYNGEAL
DUCT	
227.4	BENIGN NEOPLASM OF PINEAL GLAND
228.02	HEMANGIOMA INTRACRANIAL
259.2	CARCINOID SYNDROME
273.1-273.9	DISORDERS OF PLASMA PROTEIN METABOLISM
284.9	ANAPLASTIC ANEMIA, UNSPECIFIED
285.0	SIDEROBLASTIC ANEMIA
288.3	EOSINOPHILIA
288.4	HEMOPHAGOCYTIC SYNDROMES
289.6	FAMILIAL POLYCYTHEMIA
289.8	OTHER SPECIFIED DISEASES OF BLOOD AND BLOOD-FORMING ORGANS
289.83	MYELOFIBROSIS
795.06	PAPANICOLAOU SMEAR OF CERVIX WITH CYTOLOGIC EVIDENCE OF MALIGNANCY
795.16	PAP SMR VAG-CYTOL MALIG
796.76	PAP SMR ANUS-CYTOL MALIG
V07.3	NEED FOR OTHER PROPHYLACTIC CHEMOTHERAPY
V07.8	NEED FOR OTHER SPECIFIED PROPHYLACTIC MEASURE
V10.00-V10.09	GASTROINTESTINAL TRACT
V12.41	PERS HX BENIGN NEOPL OF BRAIN

V58.0 ENCOUNTER FOR RADIOTHERAPY
V58.1 ENCOUNTER FOR CHEMOTHERAPY
V58.11 ANTINEOPLASTIC CHEMO ENC
V58.12 IMMUNOTHERAPY ENCOUNTER
V66.1-V66.2 CONVALESCENCE FOLLOWING RADIOTHERAPY/CHEMOTHERAPY
V67.1-V67.2 FOLLOW-UP EXAMINATION FOLLOWING RADIOTHERAPY/CHEMOTHERAPY
V71.1 OBSV-SUSPCT MAL NEOPLASM
V76.0-V76.9 SPECIAL SCREENING FOR MALIGNANT NEOPLASMS

*** COMPREHENSIVE ICD-10-CM Casefinding Code List for Reportable Tumors

(C00._ to C43._),C4A._,(C45._ to C48._),C49._ to C96._)
Malignant neoplasms (excluding category C44), stated or presumed
to be primary (of specified site) and certain specified

histologies

C44.00_, C44.09 Unspecified/other malignant neoplasm of skin of lip
C44.10_, C44.19_ Unspecified/other malignant neoplasm of skin of eyelid
C44.13_ Sebaceous cell carcinoma of skin of eyelid, including

canthus

C44.20_, C44.29_ Unspecified/other malignant neoplasm skin of ear and
external auricular canal
C44.30_, C44.39_ Unspecified/other malignant neoplasm of skin of
other/unspecified parts of face
C44.40_, C44.49 Unspecified/other malignant neoplasm of skin of
scalp & neck
C44.50_, C44.59_ Unspecified/other malignant neoplasm of skin of trunk
C44.60_, C44.69_ Unspecified/other malignant neoplasm of skin of upper
limb, incl. shoulder
C44.70_, C44.79_ Unspecified/other malignant neoplasm of skin of lower
limb, including hip
C44.80_, C44.89 Unspecified/other malignant neoplasm of skin of
overlapping sites of skin
C44.90_, C44.99 Unspecified/other malignant neoplasm of skin of
unspecified sites of skin

C49.A_ Gastrointestinal stromal tumors...

(D00._ to D05._), (D07._ to D09._) In-situ neoplasms (Note: Carcinoma in
situ of the cervix

(C/N III-8077/2) and Prostatic Intraepithelial

Carcinoma

(PIN III-8148/2) are not reportable).

D18.02 Hemangioma of intracranial structures and any site

D32._ Benign neoplasm of meninges (cerebral, spinal and

unspecified)

D33._ Benign neoplasm of brain and other parts of central

nervous

system

(D35.2 to D35.4) Benign neoplasm of pituitary gland, craniopharyngeal
duct and pineal gland

D42._, D43._ Neoplasm of uncertain or unknown behavior of meninges,
brain, CNS

(D44.3 to D44.5) Neoplasm of uncertain or unknown behavior of pituitary
gland, craniopharyngeal duct and pineal gland

D45 Polycythemia vera (9950/3)
D46. Myelodysplastic syndromes (9980, 9982, 9983, 9985, 9986,
9989, 9991, 9992)
D47.02 Systemic mastocytosis
D47.1 Chronic myeloproliferative disease (9963/3)
D47.3 Essential (hemorrhagic) thrombocythemia (9962/3)
D47.4 Osteomyelofibrosis (9961/3)
Includes: Chronic idiopathic myelofibrosis
Myelofibrosis (idiopathic) (with myeloid metaplasia)
Myesclerosis (megakaryocytic) with myeloid metaplasia)
Secondary myelofibrosis in myeloproliferative disease)
D47.9 Neoplasms of uncertain behavior of lymphoid,
hematopoietic and related tissue, unspecified (9970/1,9931/3)
D47.Z Neoplasm of uncertain behavior of lymphoid,
hematopoietic and related tissue, unspecified (9960/3,9970/1,9971/3,
9931/3)
D49.6, D49.7 Neoplasm of unspecified behavior of brain, endocrine
glands and other CNS
D72.11 Hypereosonophilic syndrome (HES] (9964/3)
K31.A22 Gastric intestinal metaplasia with high grade dysplasia
N85.02 Endometrial intraepithelial neoplasia (EIN)
R85.614 Cytologic evidence of malignancy on smear of anus
R87.614 Cytologic evidence of malignancy on smear of cervix
R86.624 Cytologic evidence of malignancy on smear of vagina
R90.0 Intracranial space-occupying lesion found on diagnostic
imaging of central nervous system

DEVICE: HOME // Note: These are the codes searched for and added to your
Suspense file.

(Eliminating BENIGN 209.0-229.9)

```
-----
-PTF-CASE FINDING LIST      WASHINGTON DC VAMC                03/10/2004
Patient Name    PtID# Admit - Disch                Level/ICD9-Description
-----
-
ONCOPATIENT1   A9999 02/03/2004-02/04/2004    ICD-6/0-HX-PROSTATIC MALIGNA
ONCOPATIENT2   G9999 02/06/2004-02/06/2004    ICD-8/0-HX OF BLADDER MALIGN
PTF CASE FINDING RESULTS
38 Cases found
2 New Patients added
2 New cases added
```

Note: Although there were 38 cases found during this time period, only 2 of the
38 were not already in Suspense.

SE Add/Edit/Delete from Suspense

Use this option to manually add patients to the Suspense file, to modify patient information in
the file, or to manually delete patients from Suspense.

Adding a VA Patient to Suspense

To enter a patient in the Suspense file:

1. Type the patient PID#; refer to the *Glossary* on page 162.
2. The program asks: do you want to add the patient as a New OncoTrax Patient?
Response is **YES**.
3. At the Suspense Date: prompt, type the provisional date of the diagnosis. You can edit the date when the abstract is complete.

Note: You must enter a date; this date becomes the Date of Diagnosis in the abstract.

Editing a VA Patient in Suspense

To modify patient information in the Suspense file:

1. Type the patient PID#; refer to the *Glossary* on page 162.
2. At the Suspense Date: prompt, change the date.

Deleting a VA Patient from Suspense

To remove a patient from the Suspense file:

1. Type the patient PID#; refer to the *Glossary* on page 162.
2. Press @ (shift + 2) to delete the patient.

Example

```
Select ONCOTRAX PATIENT NAME:      19999
Searching for a VA Patient, (pointed-to by NAME)
ONCOPATIENT1  12-21-99      999999999      NO NSC VETERAN
Enrollment Priority: GROUP 8c Category: ENROLLED      End Date:
      ...OK? Yes//      (Yes)
Patient Name:      ONCOPATIENT
Date of Last Contact or Death:
Vital Status:
Follow-Up Status:
SUSPENSE DATE:      FEB 10,2004// @
      SURE YOU WANT TO DELETE THE ENTIRE SUSPENSE DATE? y      (Yes)
This patient is not on suspense and has no primaries.
This patient's record has been deleted.
```

SP Print Suspense List by Suspense Date (132c)

Use this option to print a list of patients currently in Suspense by the suspense date. The printout lists patients according to how they are identified; first by the source (through Surgical Pathology, Cytopathology, Electron Microscopy, Autopsy, PTF, Radiology, or manual entry) and then in the order of the suspense date. The printout lists the patient's name, the patient's SSN or identifier, Organ/Tissue, Lab Morphology, and Suspense, Admission and Discharge Dates.

Note: 132c (132 columns) does not present an easy-to-read display on the computer screen because the text wraps; select a device that can print 132 columns.

Start with Suspense Date: FIRST//:

Press the <ret> key to accept FIRST. All the cases with suspense dates display. or type a date for a Go to Suspense Date prompt.

Go to Suspense Date:

Type the end date of the range for the printout.

Example

```
START WITH SUSPENSE DATE: FIRST//
Patient Name SSN      Organ/Tissue  Lab Morphology      Suspense Dt Admission Discharge
SOURCE: SURGICAL PATHOLOGY
ONCOPATIENT1  999-99-9999 LOBE OF LUNG  LIGNANT MELANOMA      JAN 6,2006 JAN 6,2006 JAN 10,2006
ONCOPATIENT2  999-99-9999 SIGMOID COLON ENOCARCINOMA,MODERATEL JAN 6,2006 JAN 6,2006 JAN 10,2006
```

NP Patients in Suspense with No Primaries

This option prints a list of OncoTrax patients that are in Suspense, but do not have a primary.

Example

```
ONCOTRAX PATIENT ONLY
Patient Name      SSN      Suspense      Last Admit      Last Disch
-----
ONCOPATIENT1     999-99-9999 FEB  3, 2004    03/07/2004    03/09/2004
ONCOPATIENT2     999-99-9999 FEB  2, 2004    01/30/2004    02/04/2004
```

ABS Abstract Entry and Printing Module

The Abstract Entry and Printing module is used for abstracting cases. An abstract is a summary of pertinent information about the patient, the cancer, the treatment, and the outcome. Components include patient demographic information, cancer identification, extent of disease, stage at diagnosis, first course of treatment, recurrence, and subsequent therapies or progression and follow-up.

- An abstract must be completed for all cases that meet the criteria for inclusion in the registry. (The standards are set forth by the American College of Surgeons and VACCR reportable lists.)
- If a patient has multiple primary malignancies, an abstract must be prepared for each additional primary.
- An abstract must be completed within **six months** from the date of first contact.

```
Abstract Entry/Print Menu
***** ABSTRACT ENTRY/PRINT *****
AI Complete Abstract
EE Abstract Edit Primary
NC Print Abstract NOT Complete List
IR Patient Summary
QA Print Abstract QA (80c)
EX Print Abstract-Extended (80c)
PA Print Complete Abstract (132c)
MA Print QA/Multiple Abstracts
AS Abstract Screens Menu (80c) ...
```

AI Complete Abstract

Note: To complete an abstract, you need the Facility Oncology Registry Data Standards (FORDS), which describe every field in the abstract and the selections for those fields. Keep a copy of FORDS close at hand for reference. For 2018+ cases, use the Standards for Oncology Registry Entry (STORE) manual.

The Complete Abstract option is the main entry point for abstracting new cases or editing existing abstracted cases.

OncoTrax is prompt driven. Once a specific Topography Code is selected, all successive prompts displayed are specific. Some of the data captured in the case finding and suspense process, as well as demographic data, are automatically transferred and inserted into the appropriate fields within the abstract; however, you can edit the data if necessary.

Note: The OncoTrax Conventions on page 4 are helpful in maneuvering around an abstract.

Abstracting a Case

You begin an abstract by searching for the patient to determine if the patient is new to the VA. If you do not enter data in all required fields, you cannot change the status of the abstract to Complete (3).

Adding a New Patient

1. At the prompt, type the patient PID#; refer to the *Glossary* on page 162.
2. Respond **YES** to the prompt: Are you adding 'LAST,FIRST' as a new ONCOTRAX PATIENT (the 24673RD)? No//

Example:

Enter patient name: h9999

Searching for a VA Patient, (pointed-to by NAME)

Searching for a Non-VA or Ambiguous Patient, (pointed-to by NAME)

Searching for a VA Patient

1	H3315	LAST,FIRST	*SENSITIVE*	*SENSITIVE*	NO	EMPLOYEE	
2	H3315	LAST,FIRST1	7-7-15	095093315	NO	COLLATERAL	SY/
3	H3315	LAST,FIRST2	11-9-58	118483315	NO	NON-VET (OTHER)	SY/
4	H3315	LAST,FIRST3	10-4-48	069423315	YES	SC VETERAN	
5	H3315	LAST,FIRST4	6-4-22	096123315	NO	NSC VETERAN	

ENTER '^' TO STOP, OR

CHOOSE 1-5: 1 LAST,FIRST *SENSITIVE* *SENSITIVE* NO EMPLOYEE
...OK? Yes// (Yes)

Are you adding 'LAST,FIRST' as
a new ONCOTRAX PATIENT (the 24673RD)? No// y (Yes)

The following information is contained in the Patient file
NOT editable - See your MAS department IF in error

Name: LAST,FIRST

DOB:	DEC 24, 1953	Address:	1111 THIRD AVENUE
SSN:	999-00-9999		Washington DC 20422
SEX:	Female		
POB:	Not Stated		888-8888, EXT. 1111

NOK:

***** OncoTrax Patient file DATA *****

Place of birth.....: UNKNOWN

Race 1.....:

 Race 2.....:

 Race 3.....:

 Race 4.....:

 Race 5.....:

 Spanish origin.....:

 Sex.....: FEMALE

 Agent Orange exposure.....:

 Ionizing radiation exposure:

 Chemical exposure.....:

 Asbestos exposure.....:

 Vietnam service.....:

 Lebanon service.....:

 Grenada service.....:

 Panama service.....:

 Persian Gulf service.....:

 Somalia service.....:

 Yugoslavia service.....:

 Afghanistan (OEF) service..:

 Iraq (OIF) service.....:

 Edit patient data? YES//

 Continue with Patient History? Yes// n NO

 Register a Primary for this patient? Yes// YES

Editing an Existing Patient

1. Respond **NO** to the prompt: Are you adding 'LAST,FIRST' as a new ONCOTRAX PATIENT (the 24673RD)? No//
2. At the prompt: Edit patient data? YES// y YES
3. Type in the patient's remaining demographic information.
Some information is automatically imported from the patient's electronic record; and some information is taken from the patient's chart

Example

Edit patient data? YES// y YES

Note: Answer **No** to Edit patient data?, if you are not going to complete this section now; such as when accessioning a patient to remove from Suspense.

PLACE OF BIRTH: New York//

 RACE 1: White//

 RACE 2: NA//

 RACE 3: NA

 RACE 4: NA

 RACE 5: NA

 SPANISH ORIGIN: Non-Spanish, non-Hispanic

 SEX: Male//

Note: These fields are automatically brought into the abstract from information in the patient's electronic record. **Enter 99 for Unknown.**

AGENT ORANGE EXPOSURE : No//
IONIZING RADIATION EXPOSURE: No//
CHEMICAL EXPOSURE:
ASBESTOS EXPOSURE:

Note: These two fields are not automatically populated. This information is found in the patient's chart. **Leave no blanks.**

PERSIAN GULF SERVICE: No//
MIDDLE EAST SERVICE: No//
SOMALIA SERVICE: No//

Would you like to see a PROBLEM LIST for this patient to assist you in entering the COMORBIDITY/COMPLICATION #1-6 prompts? Yes// YES

Note: All problems from the cover sheet display. Select ICD-9 codes as required by ACoS.

DATE OF ONSET	ICD	DIAGNOSIS
2003	266.2	B-COMPLEX DEFIC NEC
2003	110.4	DERMATOPHYTOSIS OF FOOT
2001	401.9	HYPERTENSION NOS
UNKNOWN	780.79	OTHER MALAISE AND FATIGUE
UNKNOWN	110.1	DERMATOPHYTOSIS OF NAIL
UNKNOWN	414.9	CHR ISCHEMIC HRT DIS NOS

SOURCE COMORBIDITY: Facility face sheet//

COMORBIDITY/COMPLICATION #1:
//

COMORBIDITY/COMPLICATION #2:
COMORBIDITY/COMPLICATION #3:
COMORBIDITY/COMPLICATION #4:
COMORBIDITY/COMPLICATION #5:
COMORBIDITY/COMPLICATION #6:
COMORBIDITY/COMPLICATION #7:
COMORBIDITY/COMPLICATION #8:
COMORBIDITY/COMPLICATION #9:
COMORBIDITY/COMPLICATION #10:

Enter RETURN to continue or '^' to exit: ??

Patient name:

Secondary Diagnosis #1.:
Secondary Diagnosis #2.:
Secondary Diagnosis #3.:
Secondary Diagnosis #4.:
Secondary Diagnosis #5.:
Secondary Diagnosis #6.:
Secondary Diagnosis #7.:
Secondary Diagnosis #8.:
Secondary Diagnosis #9.:
Secondary Diagnosis #10.:

Would you like to edit the SECONDARY DIAGNOSIS #1-10 prompts? No//

*SECONDARY DIAGNOSIS #1-10 refers to future ICD-10 diagnostic coding.
Record as required by ACoS. LEAVE blank prior to ICD-10 implementation

4. A registrar often finds that a patient's occupation is not in the list. When ?? (two question marks) display after the occupation, it means the occupation is not in the list. You can add an occupation.

Continue with Patient History? Yes// YES
Select USUAL OCCUPATION: DOG TRAINER ??

- a. Type an existing occupation.
- b. When it is echoed back, type in the new occupation.
- c. At the prompt: Are you adding DOG TRAINER as a new, type **YES** with the suggested **SNOMED** code.

Example:

Select USUAL OCCUPATION: TEACHER IN EDUCATION (THIRD LEVEL)
USUAL OCCUPATION.....: TEACHER IN AGRICULTURAL SCIENCE (THIRD
LEVEL) // DOG TRAINER
Are you adding 'DOG TRAINER' as a new OCCUPATION FIELD (the 1750TH)?
No// Y (Yes)
OCCUPATION FIELD SNOMED CODE: 1750

Note: This SNOMED code is specific to your facility, however you can enter free text into these fields.

Entering a First Primary for a Patient

1. Press **Enter** at the prompt default.
Register a Primary for this patient? Yes//
Select (first) Primary 'SITE/GP':
2. At the prompt, Primary 'SITE/GP': type the site group name or the ICDO Topography code (C code).
The case is assigned to the appropriate group and all subsequent fields display only the information relating to the selected site.

***** CREATE FIRST PRIMARY RECORD FOR THIS PATIENT*****

PATIENT: LAST,FIRST

Select first Primary SITE/GP: BREAST

Ok to ADD:? Yes// YES

Creating a new Primary record for LAST,FIRST

ACCESSION YEAR: 2007//

ACCESSION NUMBER: 200700224//

SEQUENCE NUMBER: 00//

CLASS OF CASE: 12 Dx by staff physician AND all tx at reporting facility
DATE OF FIRST CONTACT: T (AUG 31, 2022)
DATE DX: T (AUG 31, 2022)
PRIMARY SITE: KIDNEY NOS C64.9
CASEFINDING SOURCE: 10 Reporting Hospital, NOS

LAST, FIRST BREAST
999-00-
9999

Primary Menu Options

1. Patient Identification
2. Cancer Identification
3. Stage of Disease at Diagnosis
Collaborative Staging (2004+ cases)
4. First Course of Treatment
5. Performance Measures
6. Over-ride Flags
7. Case Administration
8. EDIT Modifiers
9. User-Defined Fields

A All - Complete Abstract

Enter option: All//

LAST, FIRST Patient Identification BREAST
999-00-9999

Reporting Hospital.....:
Marital status at Dx.....: MARRIED/Common Law
Patient address at Dx.....: 1111 FIRST AVENUE

3. A new primary record is created for this patient and you are prompted for:

Accession Year: Type the year the case was added to the registry.

Note: The current year is the default, but you can type in any year.

Accession No.: Press **Enter** to accept the accession number.

Note: The next available accession number for the accession year displays.

Sequence No.: If this is the first primary for the patient, press **Enter** to accept the sequence number **00**.

If this is not the first primary for the patient, all the primaries for the patient are listed, and you can edit any of the primaries or add another.

If the sequence number is not correct, such as when a patient had a previous cancer diagnosis and was treated elsewhere, type **02**.

Editing a New or an Existing Primary

1. Type a new primary SITE/GP.

The program takes you to the body of the abstract.

E EDIT existing Primary

A ADD another Primary

F Follow-Up

Q Quit Patient

EDIT/ADD primary for this patient: Edit//

2. Select **A** to edit all the information or select the portion of the abstract you want to edit.

Primary Sub-menu Options

1. Patient Identification

2. Cancer Identification

3. Stage of Disease at Diagnosis

4. First Course of Treatment

5. Patient Care Evaluation

A All - Complete Abstract

Note: If you only want to edit one section of the abstract, select that number.

Adding a Second Primary

1. Select AI, the Abstract/Printing option.

Select *..Abstracting/Printing Option: **AI Complete Abstract**

Enter patient name: **LAST, FIRST**

Place of birth.....: NEW YORK

Race 1.....: WHITE

Race 2.....: NA

Race 3.....: NA

Race 4.....: NA

Race 5.....: NA

Spanish origin.....: NON-SPANISH, NON-HISPANIC

Sex.....: MALE

Agent Orange exposure.....: NO

Ionizing radiation exposure: NO

Chemical exposure.....: UNKNOWN

Asbestos exposure.....: UNKNOWN

Persian Gulf service.....: NO

Middle East service.....: NO

Somalia service.....: NO

Comorbidity/Complication #1: 401.9 HYPERTENSION NOS

Comorbidity/Complication #2: 724.2 LUMBAGO

Comorbidity/Complication #3:

Comorbidity/complication #4:

Comorbidity/Complication #5:

Comorbidity/Complication #6:

Note: The personal information entered for the first primary displays and you can edit it or accept it as it is.

```

Edit patient data? YES// NO
Continue with Patient History? Yes// NO
Acc/Sequence Primary Site Last Cancer Status Date DX Status
-----
-
2004-00898/00 BONE MARROW Evidence this CA 06/23/2004 Complete

```

Select one of the following:

- E EDIT existing Primary
- A ADD another Primary
- F Follow-Up
- Q Quit Patient

2. To add another primary for the patient select ADD another Primary.

```
EDIT/ADD primary for this patient: Edit// ADD another Primary
```

```

***** ADD PRIMARY *****
                LAST, FIRST
ACCESSION NUMBER: 2004-00898
SEQUENCE NUMBER: 02//

```

Note: The sequence number is updated. The first sequence number is changed from **00** to **01** and the additional one is **02**.

3. Type the site or topography code and press **Enter**.

```
Select another Primary 'SITE/GP': LUNG NOS
```

4. Continue following the prompts.

Completing an Abstract

After you finish an abstract, you must change the abstract status to **Complete (3)**.

OncoTrax reviews all mandatory fields and if any are not filled in, you are unable to code the abstract status as Complete. When an abstract is not complete and you have a large amount of data, you can change the status to partial or minimal.

An incomplete abstract generates a list of empty required fields. Go back into the abstract and fill in the empty required fields—**leave no blanks**.

In Abstract Status, you decide when to call an *incomplete* abstract. You can leave it as *incomplete* and do nothing more. To change the status, type the number, the first letter, or the entire word.

Note: You cannot set the abstract to **Complete**, if any of the required fields are left blank.

Example

```

ABSTRACT STATUS
ABSTRACT STATUS: Incomplete// ?
Choose from:

```

- 0 Incomplete
- 1 Minimal data
- 2 Partial
- 3 Complete

ABSTRACT STATUS: Incomplete// c Complete??

Abstract Status may not be set to COMPLETE unless
ALL REQUIRED DATA FIELDS HAVE BEEN ENTERED.

The following REQUIRED fields have not been entered for this primary:

ALCOHOL HISTORY
DATE OF SURGICAL DISCHARGE
DATE RADIATION STARTED
DIAGNOSTIC CONFIRMATION
EXTENSION

Note: Alcohol History, Tobacco History, Family History, and Occupation Information are considered patient demographic fields.

You *cannot* ^ from these fields back to the patient .You must exit out of the abstract and go back into AI.

You *can* ^ to any primary field, such as Date of Surgical Discharge, Date Radiation Started, Diagnostic Confirmation, and Extension , and so on. Example: ^Date of Surgical Discharge.

ABSTRACT STATUS = Complete will also perform a checksum of the values and an API call-up to the current EDITS metafile. An EDITS report will generate containing any inter-field edit check errors or warnings. Abstract status will reset to INCOMPLETE. Correct these edits and reset ABSTRACT STATUS to Complete to re-run the current EDITS metafile.

EE Abstract Edit Primary

The Abstract Edit Primary option allows you to edit only information related to the cancer and not to a patient's demographics. Only the primary fields of the abstract are brought up. This option allows you to pull up a patient using only the **Accession/Sequence Number**.

Note: The **Accession/Sequence Number** must be typed exactly as in the example.

```
Select *..Abstracting/Printing Option: EE Abstract Edit Primary
Select primary or patient name: 2000-00163/00
PROSTATE      Last, First
```

Note: The site and patient's name are echoed back to you.

NC Print Abstract NOT Complete List

The Print Abstract NOT Complete List option allows you to print a list of records with an Abstract Status of Incomplete, Minimal, and Partial. The report shows the accession/sequence

number, patient name, SSN, ICDO topography, and the date of diagnosis. Records are sorted according to the Status and Patient Name.

Example

NAME	SSN	ACC/SEQ NUMBER	PRIMARY SITE	COC	DATE DX
		ABSTRACT STATUS: Incomplete			
ONCOPatient1	999-99-9999	2005-00537/00	UNKNOWN PRIMAR	1	07/29/2005
		ABSTRACT STATUS: Minimal data			
ONCOPatient2	999-99-9999	1995-00136/01	SKIN, TRUNK	1	03/02/1995
		ABSTRACT STATUS: Partial			
ONCOPatient3	999-99-9999	2005-00752/01	RECTOSIGMOID J	1	10/18/2005
ONCOPatient4	999-99-9999	2005-00763/00	ESOPHAGUS, LOW	1	10/27/2005

Note: Only **AI** and **EE** allow you to enter data into an abstract.

IR *Patient Summary*

The Patient Summary option allows you to produce a brief summary of the data found in a patient's abstract.

QA *Print Abstract QA (80c)*

The Print Abstract QA option allows you to print a user-friendly abstract, which physicians can use when doing the ACoS required QA portion of registry abstracts.

Note: **80c** (80 columns) presents an easy-to-read display on the computer screen.

EX *Print Abstract-Extended (80c)*

The Print Abstract Extended option allows you to print a condensed version of a complete abstract.

Note: **80c** (80 columns) presents an easy-to-read display on the computer screen.

PA *Print Complete Abstract (132c)*

The Print Complete Abstract option allows you to print a complete abstract, which includes capturing the extended data set or to print without personal identifiers (sensitive information), specifically name and SSN.

Note: **132c** (132 columns) does not present an easy-to-read display on the computer screen because the text wraps; select a device that can print 132 columns.

MA *Print QA/Multiple Abstracts*

The Print QA/Multiple Abstracts option allows you to print quality assurance/multiple abstracts.

AS Abstract Screens Menu (80c)

The Abstract Screens Menu option allows you to print or view on your screen, various portions of a patient's abstract.

Note: 80c (80 columns) presents an easy-to-read display on the computer screen.

FOL Follow-up Module

The Follow-up module provides follow up information based on the date of last contact. A patient is considered delinquent or lost to follow-up when no contact is made within 15 months after the date of last contact. Lost cases remain delinquent in follow-up until further information is obtained.

***** FOLLOW-UP FUNCTIONS *****

PF Post/Edit Follow-up
RF Recurrence/Sub Tx Follow-up
FH Patient Follow-up History
DF Print Due Follow-up List by Month Due
LF Print Delinquent (LTF) List
FP Follow-up Procedures Menu ...

Note: The first screen contains the information from the last posted follow-up note. The system prompts you to enter new follow-up information, beginning with Date of Last Contact or Death.

PF Post/Edit Follow-up

The Post Follow-up option allows you to post and edit follow-up information.

PF Post/Edit Follow-up: Type the patient's PID#; refer to the *Glossary* on page 162.

Date of Last Contact or Death: Date of last contact with the patient and not the date you are entering the patient information.

To edit the date of contact, select the date and press **Enter**.
To add new follow-up information, type a new date.

DATE ENTERED, REGISTRAR: The system automatically enters the date you are entering the follow-up and the registrar's name.

VITAL STATUS: Type **A** for Alive or **D** for Dead.

FOLLOW-SOURCE: From the FORDS manual, select allowable fields.

COMMENTS: Type information from the patient's last contact.

Example

Patient seen in Oncology clinic, no evidence of disease recurrence.

or

Patient seen in urology clinic, PSA <0.05.

CANCER STATUS: Choose from the following:

- 1 No evidence of this tumor
- 2 Evidence of this tumor
- 9 Unknown/not stated if this tumor present

DATE OF LAST CANCER STATUS: Enter the date of last cancer (tumor status) of the patient's malignant or non-malignant tumor. This data item is required for COC-accredited facilities for cases diagnosed 1/1/2018 and later.

DATE OF LAST CANCER STATUS FLG: If applicable enter the appropriate code. This flag explains why there is no appropriate value in the corresponding date field.

Note: Every **Complete** abstract must have follow-up and TYPE OF FIRST RECURRENCE posted.

RF Recurrence/Sub Tx Follow-up

The Recurrence/Sub Tx Follow-up option allows you to document the first recurrence and/or subsequent treatment. Date of first recurrence is the date a medical practitioner diagnoses a recurrence of a cancer after a disease-free period. Recurrence means the return or reappearance of the cancer after a disease-free period.

Select Initiation Date:

Recurrence/Sub Tx Follow-up:

Type the patient's or PID#; refer to the *Glossary* on page 162.

Type of First Recurrence:

Enter the appropriate code for the first recurrence for this primary.

Note: To bring up a list of selections, type ?? at the prompt.

Select Subsequent Course of Treatment

If the patient did not receive subsequent treatment, press **Enter**.

If the patient did receive subsequent treatment, type the date treatment began.

Treatment fields display:

SURGERY OF PRIMARY SITE:
SCOPE OF LYMPH NODE SURGERY:
SCOPE OF LN SURGERY DATE:
SURGICAL PROC/OTHER SITE:
SURGICAL PROC/OTHER SITE DATE:
METS SITE RESECTED:
METS SITE RESECTED DATE:
RADIATION:
RADIATION DATE:
CHEMOTHERAPY:
CHEMOTHERAPY DATE:
HORMONE THERAPY:
HORMONE THERAPY DATE:
IMMUNOTHERAPY:
IMMUNOTHERAPY DATE:
HEMA TRANS/ENDOCRINE PROC:
HEMA TRANS/ENDOCRINE PROC DATE:
OTHER TREATMENT:
OTHER TREATMENT START DATE:
PALLIATIVE CARE:
PLACE:

SUBSEQUENT THERAPY COMMENTS:

No existing text

Edit? NO//

To enter a comment, type **Y**.

Initiation Date: For each recurrence for this primary, type the date the course of treatment began.

***** POST/EDIT FOLLOW-UP *****

Update the follow-up now.

Note: The subsequent course of treatment may consist of multiple treatments. If a patient did not receive a particular treatment, be sure to code it **00** for *no treatment*. Do not leave any treatment fields blank.

FH Patient Follow-up History

The Patient Follow-up History allows you to print the patient's follow-up history, including when the next follow-up is due. Type the patient's name and a device, or print to your screen.

DF Print Due Follow-up List by Month Due

The Print Due Follow-up List by Month Due option allows you to print a list of follow-ups that are due for a selected date range. They display by month due, along with the SSN, primary site, last date of contact, and date of diagnosis.

Your previous date range selection displays automatically. You want to be current by doing a patient due for follow-up in the month that the follow-up is scheduled; however, with other duties to perform, you may not be able to do this. In this case, work on the **Lost To Follow-up** list.

Example

```

START WITH DUE FOLLOW-UP: // 12-2005 (DEC 2005)
GO TO DUE FOLLOW-UP: LAST// 12-31-05 (DEC 31 2005)
*****
TUMOR REGISTRY - DUE FOLLOW-UP Washington DC VAMC DEC 21, 2005 PAGE: 1
Patient Name Med Rec# Contact Primary Site/Gp Date Dx
*****
DUE FOLLOW-UP: DEC 2005
ONCOPATIENT1 999-99-9999 12/1/2004 TESTIS 03/13/1986
TESTIS 07/27/1999
ONCOPATIENT2 999-99-9999 12/31/2004 MELANOMA 11/05/2004
ONCOPATIENT3 999-99-9999 12/14/2004 SOFT TISSUE 04/19/2002
-----
COUNT 3

```

LF Print Delinquent (LTF) List

The Print Delinquent (LTF) List option allows you to print a list of all patients whose Due Follow-up date is over 3 months (are not seen/contacted for over 15 months). These patients are considered lost to follow-up. The report is sorted by the month and year the follow-up was due and prints the SSN, date of last contact, Site/Gp, and date of diagnosis.

Note: You may want to use this option frequently; if you are in a crunch, run only this list and work to reduce these numbers.

Example

```

ONCOLOGY DELINQUENT (LTF) LIST
DATE
LAST
NAME SSN CONTACT SITE/GP DATE DX
-----
DUE FOLLOW-UP: MAY 1997

```

ONCOPATIENT1	999-99-9999	5/03/1996	BLADDER	10/25/1993
DUE FOLLOW-UP: JUN 2005				
ONCOPATIENT2	999-99-9999	06/07/2004	PROSTATE	05/14/1998
DUE FOLLOW-UP: AUG 2005				
ONCOPATIENT3	999-99-9999	08/19/2004	PROSTATE	02/06/1985
DUE FOLLOW-UP: SEP 2005				
ONCOPATIENT4	999-99-9999	09/01/2004	ENDOCRINE, OTHER	06/24/1996
ONCOPATIENT5	999-99-9999	09/13/2004	BREAST	03/22/2000
COUNT 5				

FP Follow-up Procedures Menu

The Follow-up Procedures Menu option allows you to manage follow-up by providing a list of contacts for the patient, follow-up letters, and a summary report of the patient follow-up.

```

PI Patient Follow-up Inquiry
AC Add Patient Contact
AF Attempt a Follow-up
PL Print Follow-up Letter
EL Add/Edit Follow-up Letter
FR Individual Follow-up Report
UP Update Contact File

```

Type a patient name at the prompt.

- **PI** Patient Follow-up Inquiry – view the last time a patient had follow-up and the status of the cancer at that time.
- **AC** Add Patient Contact – view contacts for a specific patient and add other contacts. Additional contacts may be useful when doing follow-up on a patient.
- **AF** Attempt a Follow-up – document the date for which you want a patient follow-up and the method you used.
- **PL** Print Follow-up Letter – print a follow-up form letter to send to obtain follow-up.
- **EL** Add/Edit Follow-up Letter – edit or create other follow-up letters specific to your facility.

Follow-up Letter

To send a letter to a patient, use the **AC**, **AF**, and **PL** options, in this sequence.

To generate a follow up letter:

```

Select OncoTrax Cancer Registry Option: fol  *..Follow-up Functions
***** FOLLOW-UP FUNCTIONS *****
PF Post/Edit Follow-up
RF Recurrence/Sub Tx Follow-up
FH Patient Follow-up History
DF Print Due Follow-up List by Month Due
LF Print Delinquent (LTF) List
SR Follow-up Status Report by Patient (132c)
FP Follow-up Procedures Menu ...
Select *..Follow-up Functions Option: FP

```

Follow-up Procedures Menu
PI Patient Follow-up Inquiry
AC Add Patient Contact
AF Attempt a Follow-up
PL Print Follow-up Letter
EL Add/Edit Follow-up Letter
FR Individual Follow-up Report
UP Update Contact File
Select Follow-up Procedures Menu Option: **AC Add Patient Contact**

***** DISPLAY CONTACTS *****
Select Patient: T9999 (Type the PID# to bring up patient or
patient's name)

Searching for a VA Patient, (pointed-to by NAME)
LAST,FIRST 10-23-26 000129999

All of the contacts for this patient are displayed

AVAILABLE CONTACTS
=====

Patient	LAST,FIRST
000 999-0000	
1269 STREETNAME ST	
City, ST 00000	

Next of Kin	LAST,FIRST1,	NEXT OF KIN
000 999-0000		
0000 STREETNAME ST		
City,ST 00000		

***** ADD/EDIT CONTACTS *****
for: Last,First

To send a letter to a patient:

Select TYPE OF FOLLOW-UP CONTACT: Guardian// PT **Type PT.**
TYPE OF FOLLOW-UP CONTACT: Patient//
CONTACT NAME: LAST,FIRST1//

Go to the Contact File to edit the contact's name and address.

CONTACT: LAST,FIRST1//
STREET ADDRESS 1: 0000 STREETNAME ST//
STREET ADDRESS 2:
STREET ADDRESS 3:
ZIP CODE: City,ST 00000

Note: Always check the Zip Code field. The first town alphabetically with the zip code is selected. Compare it with the address in CPRS and select the correct town.

PHONE: 000 999-0000//

TITLE: Mr// Type a title without a period (Mr Mrs Ms and so on)
COMMENTS:

Select one of the following:

- 1 Display Contacts
- 2 Edit Contact
- 3 Attempt a Follow-up **Select 3 Attempt a Follow-up.**
- 4 Another Patient
- 5 Exit Option

Select Action: 3// **Attempt a Follow-up**

***** ATTEMPT A FOLLOW-UP *****

for Last,First

Select FOLLOW-UP ATTEMPT DATE: JUL 5,2005//

FOLLOW-UP ATTEMPT DATE: JUL 5,2005//

TYPE: ?

How will you be obtaining follow-up information?

Choose from:

- 1 Chart Review
- 2 Phone Contact
- 3 Letter Contact **Select 3 Letter Contact**
- 8 Other

THE CONTACT: **LAST**,First1,//

Type the patient's last name.

RESULT: Pending//

REMARKS:

Generate Letter...!!

Specify TYPE Contact letter: ?? ?? (two question marks)
brings up a list from which to select a type.

Choose from:

- 1 PATIENT *Washington LETTER*
- 2 PATIENT *Washington 2* DOT MATRIX
- 3 PATIENT *Washington 3 LETTER*
- 4 PATIENT *Washington NEW*
- 5 PATIENT TESTING LETTER

CHOOSE 1-5: 1 PATIENT *Washington LETTER*

DEVICE: (ENTER YOUR PRINTER)

To edit the follow-up letter:

Follow-up Procedures Menu

PI Patient Follow-up Inquiry

AC Add Patient Contact
AF Attempt a Follow-up
PL Print Follow-up Letter
EL Add/Edit Follow-up Letter
FR Individual Follow-up Report
UP Update Contact File

Select EL Add/Edit Follow-up Letter.

EL Add/Edit Follow-up Letter

Select letter to Add/Edit: PAT

Type PAT.

- 1 PATIENT *Washington LETTER*
- 2 PATIENT *Washington DOT MATRIX
- 3 PATIENT *Washington 2 LETTER*
- 4 PATIENT *Washington NEW*
- 5 PATIENT TESTING LETTER

Press <RETURN> to see more, '^' to exit this list, OR
CHOOSE 1-5:

1 PATIENT *Washington LETTER*

NAME: PATIENT *Washington LETTER* Replace To change the name, type ...
and press **Enter**. Type the name change for the letter.

FORM TYPE: PATIENT// ?

DESCRIPTION:

No existing text

Edit? NO//

MAIN FORM BODY:. . .

Our hospital has a clinical program engaged in following the progress of
our former patients. We are interested in knowing how you are doing.

Edit? NO// **YES** Respond **YES** to edit the letter.

This takes you into the text editor (like VistA E-MAIL), where you can make changes to the wording of the letter. *Do not change anything that is between the upright characters.*

Example

[PATIENT NAME]

This information is automatically pulled from other parts in VistA. If you delete an *upright* or alter the text in the *upright*, the information is not placed into your letter.

Edit? NO// YES

Example of the editing screen

DO NOT CHANGE ANYTHING WITHIN THE UPRIGHTS OR DELETE THEM

|INDENT(10)| DEPARTMENT OF VETERANS AFFAIRS

|HOSPITAL NAME|

|HOSPITAL STREET ADDRESS|

|HOSPITAL CITY,ST ZIP|

|LAST(FOLLOW-UP ATTEMPTS:FOLLOW-UP ATTEMPT DATE)|

|SSN|

528/111H

|LOWERCASE(ONCOFIRSTNAME LASTNAME(LAST FOLLOW-UP CONTACT))||TAB|
|LAST FOLLOW-UP CONTACT:STREET ADDRESS 1|
|WRAP|
|LAST FOLLOW-UP CONTACT:STREET ADDRESS 2|
|LAST FOLLOW-UP CONTACT:STREET ADDRESS 3|
|NOWRAP|
|LAST FOLLOW-UP CONTACT:ZIP CODE|

Dear |LAST FOLLOW-UP CONTACT:TITLE|. |LOWERCASE(LAST NAME)|,
Text below this line may be changed.

Example of a follow-up letter to a patient

Our hospital has a clinical program engaged in following the progress of our former patients. We are interested in knowing how you are doing.

Would you be kind enough to answer the questions listed below? Your assistance will add to the success of this program and help us achieve better patient care in our hospital. A self-addressed stamped envelope is enclosed for your convenience.

Thank you for your participation.

Sincerely,

|Cancer Registrar|

Cancer Registrar

Today's date: _____

What is your present status?

_____ Free of cancer _____ Not free of cancer

Are you able to work or carry on normal activity? ____ YES, Normal
_____ Limited _____ Capable, but limited _____ Incapable _____
Bedridden

Have you seen a doctor outside of the VA Medical Center?

_____ Yes _____ No If "Yes", who and where:

IF THE PATIENT IS DECEASED, Please give date and place of death:

What was the cause of death? _____ Cancer _____ Not Cancer
_____ Other causes (specify) _____

Please list any other symptoms relating to your condition not covered in the above items on the back of this sheet.

LIS Registry Lists Module

The Registry Lists module is a menu of registry listings containing various accession registers, and patient and site reports.

Any 132c report requires a printer that prints 132 columns. Any 80c report requires a printer that prints 80 columns. The majority of the reports produce information that includes the entire database. If you have 20 years of data in your registry, the report contains all 20 years of data. For data from a specific year, use the options in the

ANN *..Annual Reports ...module.

```
*****Cancer Registry Lists*****
AA  Accession Register-ACoS (80c)
AS  Accession Register-Site (80c)
AE  Accession Register-EOVA (132c)
PA  Patient Index-ACoS (132c)
PS  Patient Index-Site (80c)
PE  Patient Index-EOVA (132c)
IN  Primary ICDO Listing (80c)
SG  Primary Site/GP Listing (80c)
IW  Primary ICDO Listing (132c)
```

AA Accession Register-ACoS (80c)

The Accession Register-ACoS list allows you to print all records. This contains the ACoS required *Accession Register* data items.

Note: 80c (80 columns) presents an easy-to-read display on the computer screen.

Press **Enter** at the START WITH prompt.

For a complete register:

```
START WITH ACC/SEQ NUMBER: FIRST// <Enter>
  To get all records beginning with the same year:
    For a single accession year (e.g. 2003):
      START WITH ACC/SEQ NUMBER: FIRST// 2003-00000
      GO TO ACC/SEQ NUMBER: LAST// 2003-99999
  To get a Specific range of records:
      START WITH ACC/SEQ NUMBER: 2004-00400 -00//
      GO TO ACC/SEQ NUMBER: 2004-00500
```

ACC/SEQ#	PATIENT NAME	ICDO	TOPOGRAPHY	DATE DX	YEAR
2004-00400/00	ONCOPATIENT1	C42.0	BLOOD	06/03/2004	2004
2004-00408/00	ONCOPATIENT2	C02.9	TONGUE NOS	06/24/2004	2004
2004-00409/00	ONCOPATIENT3	C18.7	COLON, SIGMOID	06/24/2004	2004

AS Accession Register-Site (80c)

The Accession Register Site list allows you to select a range of accession years or a range of accession numbers.

Note: 80c (80 columns) presents an easy-to-read display on the computer screen.

You are provided with the following data:

ACC/SEQ #	PATIENT NAME	SSN	PRIMARY SITE/GP	DATE DX	YEAR
-----------	--------------	-----	-----------------	---------	------

AE Accession Register-EOVA (132c)

The Accession Register-EOVA list is similar to AA Accession Register-ACoS, but displays more fields.

Note: 132c (132 columns) does not present an easy-to-read display on the computer screen because the text wraps; select a device that can print 132 columns.

PA Patient Index-ACoS (132c)

The Patient Index-ACoS allows you to print the Patient Index, which contains all elements required by the ACoS Cancer Program, for all the patients in the registry. The list is very long.

Note: 132c (132 columns) does not present an easy-to-read display on the computer screen because the text wraps; select a device that can print 132 columns.

Example

PATIENT NAME	MED RECORD#	S	DT-BIRTH	DT-DEATH	ACC/SEQ-NO	DATE DX	ICD-
	TOPOGRAPHY	L	ICDO-MORPHOLOGY				
ONCOPATIENT1	000-00-0000	M	07/25/1940	07/25/2000	2000-00371/00	09/25/1992	
	C18.5-COLON,		SPLENIC				

PS Patient Index-Site (80c)

The Patient Index Site list provides an alphabetical list of the entire registry.

Note: 80c (80 columns) presents an easy-to-read display on the computer screen.

PATIENT NAME	SSN	SX	ACC/SEQ #	PRIMARY SITE/GP	DATE DX
--------------	-----	----	-----------	-----------------	---------

PE Patient Index-EOVA (132c)

The Patient Index-EOVA is similar to PA Patient Index Site, but provides slightly different information.

Note: 132c (132 columns) does not present an easy-to-read display on the computer screen because the text wraps; select a device that can print 132 columns.

ASL Annual Primary Site/GP Listing (132c)

Note: 132c (132 columns) does not present an easy-to-read display on the computer screen because the text wraps; select a device that can print 132 columns.

The Annual Primary Site/GP Listing is an annual report sorted first by accession year and then by the primary site/group.

Example

```
START WITH ACCESSION YEAR: FIRST// 2003
GO TO ACCESSION YEAR: LAST// 2003
START WITH SITE/GP: FIRST// BLADDER
```

Note: Type the **SITE/GP** in capital letters.

```
GO TO SITE/GP: LAST// BLADDER
```

Example – fields in this report

A list of all patients from the year 2003 with a primary Bladder cancer displays.

```
PATIENT NAME MED RECORD# S DT-BIRTH DT-DEATH ACC/SEQ DATE DX ICDO TOPOGRAPHY ICDO MORPHOLOGY
```

ACL Annual Patient List by Class of Case (80c)

The Annual Patient List by Class of Case is an annual report listing all patients alphabetically, for a specific year for each class of case.

Note: 80c (80 columns) presents an easy-to-read display on the computer screen.

Example – fields in this report

```
Patient Name Med Rec# Sx Acc/Seq# Site/Group Date Dx
```

SST Annual Primary Site/Stage/Tx (132c)

The Annual Primary Site/Stage/Tx is an annual report listing patients for a specific year and specific site and stage.

Note: 132c (132 columns) does not present an easy-to-read display on the computer screen because the text wraps; select a device that can print 132 columns.

```
START WITH ACCESSION YEAR: 2005//
GO TO ACCESSION YEAR: LAST// 2005
* Previous selection: SITE/GP equals PHARYNX
START WITH SITE/GP: PHARYNX//
GO TO SITE/GP: PHARYNX//
```

Example – fields in this report

```
PT ID TX TREATMENT SURG DATE SURGERY RAD DATE RADIATION CHEMO DT CHEMOTHERAPY HT DATE HORMONE TPY
```

TST Annual ICDO Topography/Stage/Tx (132c)

The Annual ICDO Topography/Stage/Tx is an annual report listing cases by stage and site for a selected accession year and selected ICDO-topography.

Note: 132c (132 columns) does not present an easy-to-read display on the computer screen because the text wraps; select a device that can print 132 columns.

```
START WITH ACCESSION YEAR: 2006// 2005          Define the year.
GO TO ACCESSION YEAR: 2006// 2005
* Previous selection: ICDO-SITE CODE from C00 to C90
START WITH PRIMARY SITE CODE PREFIX: C00//      Define the ICDO-SITE
                                                CODE (S).
GO TO PRIMARY SITE CODE PREFIX: C90// C02
```

Example

ICDO-SITE CODE: C32

STAGE GROUPING-AJCC: I

```
W5321 C32.0 NONE
-----
SUBCOUNT      1
R3493 C32.0 XRT      00/00/0000  06/13/2005 Beam radiation  00/00/0000 None
              00/00/0000 None
-----
SUBCOUNT      1
-----
SUBCOUNT      2
```

STAGE GROUPING-AJCC: II

```
B4704 C32.0 XRT      00/00/0000  03/03/2005 Beam radiation  00/00/0000 None
              00/00/0000 None
-----
SUBCOUNT      1
-----
SUBCOUNT      1
```

STAGE GROUPING-AJCC: IV

```
B6985 C32.0 NONE
-----
SUBCOUNT      1
P7689 C32.1 SUR      09/02/2005
-----
SUBCOUNT
H7872 C32.1 XRT/CMX 00/00/0000  07/13/2005 Beam radiation  07/18/2005
              Multiagent00/00/0000 None
-----
SUBCOUNT      1
-----
SUBCOUNT      3
-----
COUNT         6
```

SDX Annual Status/Site/Dx-Age (132c)

The Annual Status/Site/Dx-Age is an annual report listing patients for a specific accession year.

Note: 132c (132 columns) does not present an easy-to-read display on the computer screen because the text wraps; select a device that can print 132 columns.

Annual report - sorted first by Accession year
Then by Class Category (Non-analytic/Analytic)
Then by Status, Site/GP, and Diagnosis Age Gp.
Enter four digit ACCESSION YEAR,
For Class category: either 'A'
for Analytic, or first to last.

Example

```
START WITH ACCESSION YEAR: 2005
GO TO ACCESSION YEAR: LAST// 2005
  * Previous selection: CLASS CATEGORY equals 1 (ANALYTIC)
  START WITH CLASS CATEGORY: 1// ANALYTIC
GO TO CLASS CATEGORY: 1// ANALYTIC
DEVICE:
PRIMARY LIST
                DX AGE-GP: 60-69
ONCOPATIENT1 999-99-9999 2005-00054/00 02/02/2005 ANUS NOS SQUAM CELL CARC T1 N0 M0 I SUR
ONCOPATIENT2 999-99-9999 2005-00272/00 03/22/2005 ANUS NOS SQUAM CELL CARC TX NX MX Unkno UR/CMX
```

HIS Annual Histology/Site/Topography (80c)

The Annual Histology/Stage/Topography is an annual report listing.

Note: 80c (80 columns) presents an easy-to-read display on the computer screen.

```
START WITH ACCESSION YEAR: 2005//
GO TO ACCESSION YEAR: LAST// 2005
START WITH SITE/GP: PHARYNX//
GO TO SITE/GP: PHARYNX//
```

Example

```
*****
*****
2005 - ANALYTIC           Washington DC VAMc      DEC 21,2005      PAGE: 1
Patient Name           Med Rec#           Sx Acc/Seq#       ICDO-Topography    Date Dx
*****
                ICDO HISTOLOGY-CODE: 8070/3
                SITE/GP: PHARYNX
                ICDO-SITE CODE: C01
                PATIENT NAME: ONCOPATIENT1
ONCOPATIENT1          999-99-9999       M 2005-00096/00   TONGUE BASE
                03/14/2005
                ICDO-SITE CODE: C09
                PATIENT NAME: ONCOPATIENT2
```

```

ONCOPATIENT2      999-99-9999      M  2005-00494/00  TONSILLAR FOSSA
                   07/12/2005
                   ICDO-SITE CODE: C10
                   PATIENT NAME: ONCOPATIENT3
ONCOPATIENT3      999-99-9999      M  2005-00029/00  OROPHARYNX NOS
                   01/27/2005
COUNT           4  -----
SUBCOUNT                               3

```

ACT Annual Cross Tabs (80c)

The Annual Cross Tabs is an annual report that is very long. Queue this report after hours.

Note: 80c (80 columns) presents an easy-to-read display on the computer screen.

CPR PRINT Custom Reports

The PRINT Custom Reports option allows you to create custom reports using VA FileMan.

Note: It is very helpful to have some FileMan training from the computer department at your facility. Also, with knowledge of capturing files and opening them in Microsoft Excel, you can create a very usable and professional document.

You can retrieve any data that you enter into an abstract. Create a report by specifying:

- file from which the information is coming, OncoTrax Primary (#165.5), OncoTrax Patient (#160), or OncoTrax Contact (#165);
- fields that contain the data;
- how to separate/sort the data; and
- information to be printed.

STA Statistical Reporting Module

The Statistical Reporting module allows you to obtain 5-year survival information on your data. You can search for user-defined criteria.

```
*****STATISTICAL REPORTS*****
TS Treatment by Stage - Cross tabs
SP Survival by Site
SS Survival by Stage
TX Survival by Treatment
SU Survival Routines
DS Define Search Criteria
```

DS Define Search Criteria

The Define Search Criteria option allows you to define criteria to obtain 5-year survival information from:

```
SP Survival by Site
SS Survival by Stage
TX Survival by Treatment
```

In order to use SP, SS, TX, or SU (Survival Routines), you must first create a template using DS Define Search Criteria.

Use DS to create search templates for Survival Analysis.

Note: Name templates beginning with ONCOZ for user-defined templates rather than software-distributed names, ONCOS.

```
Select one of the following:
```

- 1 ONCOTRAX PRIMARY
- 2 ONCOTRAX PATIENT
- 3 ONCOTRAX CONTACT

```
Select File: 1 ONCOTRAX PRIMARY
```

```
We will search entries in ONCOTRAX PRIMARY file...
```

```
-A- SEARCH FOR ONCOTRAX PRIMARY FIELD: SITE/GP
```

```
-A- CONDITION: ?
```

```
Answer with CONDITION NUMBER, or NAME
Choose from
```

- 1 NULL
- 2 CONTAINS
- 3 MATCHES
- 4 LESS THAN
- 5 EQUALS
- 6 GREATER THAN

```
YOU CAN NEGATE ANY OF THESE CONDITIONS BY PRECEDING THEM WITH "'" OR "-"
SO THAT "'NULL'" MEANS "NOT NULL"
```

```
-A- CONDITION: CONTAINS
```

```
-A- CONTAINS: LUNG NOS
```

Type ? to view choices.

Type a condition.

-B- SEARCH FOR ONCOTRAX PRIMARY FIELD: **ACCESSION YEAR**
-B- CONDITION: **GREATER THAN**
-B- GREATER THAN: **1995**

-C- SEARCH FOR ONCOTRAX PRIMARY FIELD: **ACCESSION YEAR**
-C- CONDITION: **LESS THAN**
-C- LESS THAN: **2001**

-D- SEARCH FOR ONCOTRAX PRIMARY FIELD: **CLASS CATEGORY**
-D- CONDITION: **EQUALS**

-D- EQUALS: ANALYTIC Use only analytic cases for survival data.

-E- SEARCH FOR ONCOTRAX PRIMARY FIELD:

Note: If you want to include more data, continue with **E**. If not, press **Enter** and at **IF**, type the letters of your search criteria. The screen echoes back your selections.

IF: ABCD SITE/GP CONTAINS (case-insensitive) "LUNG NOS"
and ACCESSION YEAR GREATER THAN 1995
and ACCESSION YEAR LESS THAN 2001
and CLASS CATEGORY EQUALS "1" (ANALYTIC)

or

STORE RESULTS OF SEARCH IN TEMPLATE: ONCOZ LUNG NOS SURVIVAL

Name the template beginning with ONCOZ.

Press **Enter** to start the sort.

Note: You do a sort make sure that data is available. You can sort and print any data you want to view.

SORT BY: NUMBER// **AJCC STAGE**
START WITH AJCC STAGE: FIRST//
WITHIN AJCC STAGE, SORT BY:
FIRST PRINT FIELD: **!PID#**
THEN PRINT FIELD: **DATE DX**
THEN PRINT FIELD: **TREATMENT PLAN**
THEN PRINT FIELD:
Heading (S/C): ONCOTRAX PRIMARY STATISTICS Replace
Running Survival Options.
SP Survival by Site
SS Survival by Stage
TX Survival by Treatment

SP Survival by Site

Survival by Site produces a 5-year survival by site, from the criteria you set in the DS Define Search Criteria.

SS Survival by Stage

Survival by stage produces a 5-year survival by AJCC Stage, from the criteria you set in the DS Define Search Criteria.

TX Survival by Treatment

Survival by Treatment produces a 5-year survival by the treatment, from the criteria you set in the DS Define Search Criteria.

Each of the three options also generates a list of patients who are dropped from the search and why.

Example including reason

Cases dropped: 4

PATIENT	REASON FOR BEING DROPPED
L9999 ONCOPATIENT1	SURVIVAL MONTHS 0
Y1111 ONCOPATIENT2	SURVIVAL MONTHS 0

Example of the survival information for the template

ONCOTRAX PRIMARY Template ONCOZ LUNG NOS SURVIVAL 96-99

Life Table

Yrs	% Alive	# Left	Deaths	Losses
-----	---------	--------	--------	--------

0	100.0	416	259	0
1	37.7	157	73	0
2	20.2	84	17	0
3	16.1	67	18	0
4	11.8	49	6	10
5	10.2	33	3	5

TS Treatment by Stage - Cross Tabs

The Treatment by Stage – Cross tabs option allows you to print cross-tabs for all analytic cases for treatment by stage groups (I, II, III, IV). It is a large report and not user-friendly to view.

UTL Utility Options Module

The Utility Options module allows you to manage the information in your OncoTrax database. You can correct errors, delete records, and create data disks to send to national and state databases.

```
RS   Registry Summary Reports
DP   Delete OncoTrax Patient
DS   Delete Primary Site/GP Record
SQ   Find Duplicate Acc/Seq Numbers
EA   Edit Site/AccSeq# Data
LG   List Topographic Site Groups
LT   List Topography Codes by Site Group
AR   Create a report to preview ACoS output
CT   Create ACoS Data Download
SR   Create a report to preview State/VACCR output
CC   Create State/VACCR Data Download
TR   Define Cancer Registry Parameters
AC   Enter/Edit Facility file
CDD1 Print Condensed DD--OncoTrax Patient file
CDD2 Print Condensed DD--OncoTrax Primary file
PSR  Purge Suspense Records
SP   Purge Patient Records with No Suspense/Primaries
CS   Restage CS cases using latest version
TNM  Compute percentage of TNM forms completed
TIME Timeliness Report
CHEM Enter/Edit Chemotherapeutic Drugs file
RCRS Create RCRS extract
TEXT Find non-standard characters in TEXT
UPC  Update Oncology Physician Contacts
VL   Check Validity of TNM Field Values
```

RS Registry Summary Reports

The Registry Summary Reports provide a quick count for:

- T–Today
- A–Annual (132c)
- F–Follow-up

The *Today* report gives you an overview of the entire registry on the day and time you run the report.

```
Analytical:      10144
Non-Analytical:  1515
Total:           11659
```

WORKLOAD STATISTICS

```
Suspense: 4 Incomplete: 68 Minimal: 4 Partial: 35 Complete: 1311
```

The *Annual* report gives you the number of cases for the selected year by site, race, sex, and the AJCC Stage. There are two options to choose from after you select the year.

Select year for summary: (1952-2006): 2005//
Analytic cases only? YES// m

Answer 'YES' if you want only analytic cases (CLASS OF CASE 0-2) displayed.

Answer 'NO' if you want all cases (analytic and non-analytic) displayed.

The *Follow-up* report offers two options that meet the ACoS requirements. This report has changed in 2023 to a 15- or 5-year rolling window report based on reference date or COC Accreditation date.

Follow-up rate calculation parameters (select 1 or 2):

- 1) 15 Year Rolling Follow-Up Rate for All Patients: For all eligible analytic cases (Class of Case 10-14 and 20-22) from the most current year of completed cases through 15 years prior or the program's first accreditation date (or reference date if no accreditation date), whichever is shorter.
- 2) 5 Year Rolling Follow-Up Rate for Recent Patients: For all eligible analytic cases (Class of Case 10-14 and 20-22) diagnosed from the most current year of completed cases through five years preceding or the program's first accredited date (or reference date if no accreditation date), whichever is shorter.

Select follow-up rate calculation parameter:

Example of selection 1

JUN 8, 2023@10:23:09

15 Year Rolling Follow-Up Rate for All Patients

COC ACCREDITATION DATE: JAN 1, 2010

REFERENCE DATE: JAN 1, 2002

Total patients from accredited OR reference date - 15 years: 7

Less foreign residents: 1

Less patients over 100 years of age: 2

	NUMBER	PERCENT
A. Subtotal (after subtractions):	- 4	100%
B. Less number expired:	- 1	25%
C. Subtotal (number living):	- 3	75%
D. Number living with current f/u info (within 15 months):	- 2	50%
E. Patients lost to follow-up:	- 1	25%
F. Percent of successful follow up* (should be at least 80%):	- 3	75%

Note: Percent should be 80% or greater.

DP Delete OncoTrax Patient

NOTE: With Patch ONC*2.2*18 the functionality in this option will be removed. It was deemed to be problematic for a patient record to be permanently deleted from the Oncology Patient (#160) File.

The Delete OncoTrax Patient option allows you to delete an OncoTrax patient from the OncoTrax Patient file. You can also delete any associated records in the OncoTrax Primary file.

***Note:** Once you delete an abstract, you cannot undelete it. If you delete a patient by mistake, you have to manually re-enter the patient's abstract.*

DS Delete Primary Site/Gp Record

NOTE: With Patch ONC*2.2*18 the functionality in this option will be removed. It was deemed to be problematic for a patient primary record to be permanently deleted from the Oncology Primary (#165.5) File.

The Delete Primary Site/Gp Record option allows you to delete a selected primary record for a specific OncoTrax patient.

SQ Find Duplicate Acc/Seq Numbers

The Find Duplicate Ac/Seq Numbers option will check for any existing duplicates in the system.

EA Edit Site/AccSeq# Data

The Edit Site/AccSeq# Data option allows you to edit/correct accession numbers, sequence numbers, diagnosis dates, and so on.

AR Create a Report to Preview ACoS Output

The Create a Report to Preview ACoS Output option allows the cancer registrar to preview the contents of the specified accessions intended as output for the ACoS.

CT Create ACoS Data Download

The Create ACoS Data Download option allows you to create the file for submission to the American College of Surgeons (ACoS), in response to the annual call for data.

SR Create a Report to Preview State/VACCR Output

The Create a Report to Preview State/VACCR Output option allows you to print the state extract data in a report format.

CC Create State/VACCR Data Download

The Create State /VACCR Data Download option allows you to create a file for the transmission of cancer registry information, excluding confidential patient identity data to the State collecting agencies. This extraction routine includes/downloads only patients from your state based on ZIPCODE and COUNTY AT DIAGNOSIS. It also blanks out communicable diseases and substance abuse, which are protected by federal law.

TR Define Cancer Registry Parameters

The Define Cancer Registry Parameters option allows you to set up the OncoTrax: Cancer Registry software. You must use this option first, in order to make several of the follow-up options work. For more information, refer to software implementation in the *Oncology Technical Manual and Software Security Guide* at <https://www.va.gov/vdl/application.asp?appid=81>

AC Enter/Edit Facility File

The Enter/Edit Facility File option allows you to enter new facilities in the Facility file or change the data for a facility.

CDD1 Print Condensed DD--OncoTrax Patient file

The Print Condensed DD-OncoTrax Patient file option allows you to view the data dictionary, which lists all patient information files in the abstract. Use this option when doing custom reports.

CDD2 Print Condensed DD--OncoTrax Primary file

The Print Condensed DD-OncoTrax Primary file option allows you to view the data dictionary, which lists all primary information files in the abstract. Use this option when doing custom reports.

PSR Purge Suspense Records

The Purge Suspense Records option allows you to enter multiple dates in the suspense file when deleting. *Use this option with caution.*

SP Purge Patient Records with No Suspense/Primaries

The Purge Patient Records with No Suspense/Primaries option allows you to purge OncoTrax Patient records with no suspense records and no primaries

CS Restage CS Cases

The Restage CS Cases option allows you to correct a problem in Collaborative Staging; use the most current version of collaborative staging. **Run it only once.**

TNM Compute Percentage of TNM Forms Completed

The Compute Percentage of TNM Forms Completed option allows you to compute the percentage of Primary Tumor, Regional Lymph Nodes, and Distant Metastasis forms completed.

TIME Timeliness Report

The Timeliness Report computes the percentage of cases within the selected date range, which have an ELAPSED DAYS TO COMPLETION value less than 180 days.

CHEM Enter/Edit chemotherapeutic Drug File

The Chem module allows user to enter chemotherapeutic drugs for use in CHEMOTHERAPY #1-10 fields. Enter generic chemotherapeutic drug name with its NSC number

RCRS Create RCRS Extract

The RCRS module allows user to create a RCRS file for submission to ACoS- NCDB.

TEXT Find Non-Standard characters in TEXT

This option will show users non-standard characters which occur in any TEXT field. The user can select a Patient Name or specific Primary Record and the option will search text fields and display any fields with non-standard characters.

UPC Update Oncology Physician Contacts

This option will allow the user to add, edit or delete Oncology physician type contacts. Previously the user could add physician contacts in the Abstract Edit Primary option when entering the Managing Physician, Following Physician and Primary Surgeon fields. This is no longer allowed and physician contacts must be added in this option.

VL Check Validity of TNM Fields

This option will display a list of patients with invalid data in the Clinical and Pathologic TNM fields. This is for use after the data conversion with the implementation of NAACCR Vol II v16. This will allow users to see any problematic data in the TNM fields.

Reporting to VA Central Cancer Registry

Upon completion of an abstract or when an abstract is updated/changed, the record will auto-export to the ONCSR.V. Using the Rocky Mountain Cancer Data system, VACCR staff will perform records consolidation procedures of all submitted data.

If VACCR staff requests data, registrars should utilize the CC Create State/VACCR Data download:

Select `*..Utility Options <TEST ACCOUNT> Option: CC Create State/VACCR Data Download`

Protected Health Information codes are excluded in NCDB, State and SEER reports!

Available record layouts:

- 1) VACCR Record Layout v22.0 (VA Registry)
- 2) NAACCR State Record Layout v18.0
- 3) SEER State Record Layout v18.0
- 4) NAACCR State Record Layout v22.0
- 5) SEER State Record Layout v22.0

Select record layout: 1 VACCR Record Layout v22.0
 Exclude PHI COMORBIDITY codes: ? YES//

Facility Identification Number (FIN): 6210010//
 Select date field to be used for Start/End range: ?

Select the date field you wish to use for this download's Start/End range prompts.

Select one of the following:

- 1 Date Case Completed
- 2 Date Case Last Changed
- 3 Accession Number

Select date field to be used for Start/End range: 1 Date Case Completed
 Start, Date Case Completed: : (JAN 01, 2000-OCT 13, 2021): 010121 (JAN 01,
 20
 21)
 End, Date Case Completed: : (JAN 01, 2021-OCT 13, 2021): TODAY// (OCT
 13,
 2021)

These are your current settings:

Record layout.....: VACCR EXTRACT V21.0
 Facility Identification Number (FIN): 6210010
 Start date.....: 1/1/21
 End date.....: 10/13/21

Are these settings correct? YES//

```


-----
|Please activate your PC capture program. The data will be |
|sent in 2 minutes or when you press the return key.      |
-----

```

Utility Tools

PC Capture Program

1. Activate your PC Capture program.

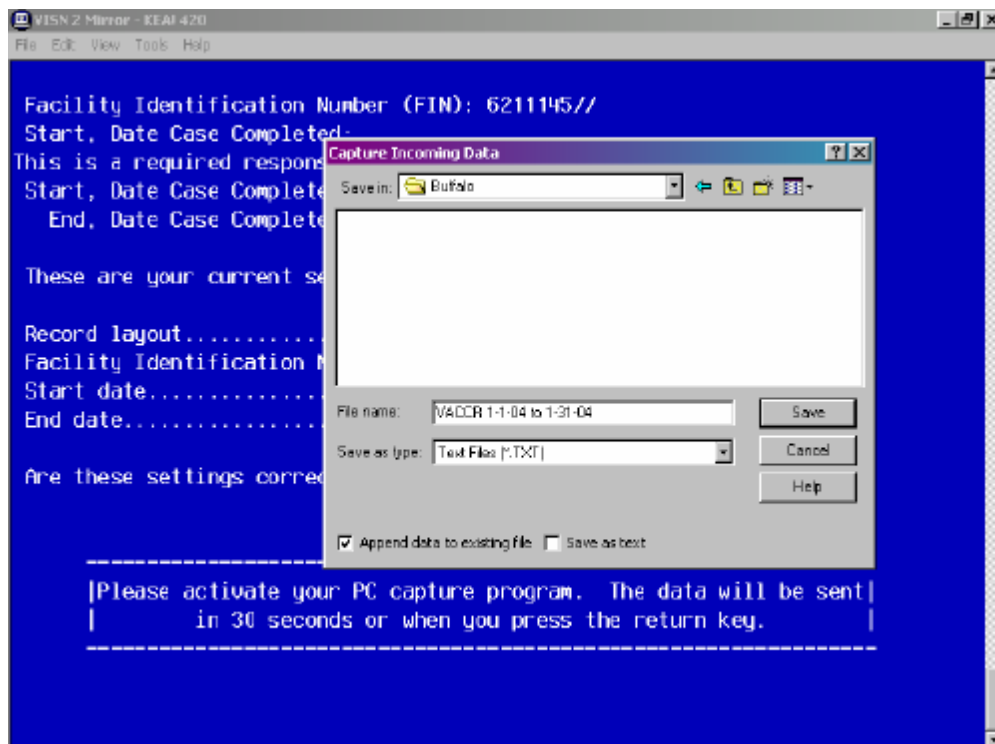
2. Create a folder on your hard drive or network drive, in which you can save the data for VACCR.
3. Click **Save**. Make sure the **Save as text** is not selected; refer to the KEA Term illustration.
4. Data scrolls across your screen. When the data is done scrolling, a ? (backward question mark).displays.
5. Click the appropriate item on your Toolbar to **End Capture**.
6. Using Microsoft Word, open the file you created.
7. Scroll to the end of the document. A square displays; it was the ?.
8. You must delete the square. Place the cursor to the right of it and backspace twice.
9. Use  (disk icon) on your Toolbar to **Save** your file.... *Do not save the file in Word format.*
10. Close the file.

KEA Term - Illustrated Directions

Note: If your terminal emulation software is not KEA, you may see different options.

Activating your PC capture program

1. Start a capture g File using KEA.
2. Click **Tools** at the top of the VISN 5 Mirror – KEA 420 window.
3. Click **Capture Incoming Data**.
4. Create a folder on your hard drive or network drive and name it so you know what is in the file.



5. Make sure the **Save as text** is not selected.
6. Click **Save**. The dialog box closes and the data scrolls across the screen.
This can take a long time, depending on how many cases are sent.
7. When the data is done scrolling, a ? (backward question mark).displays, click **Tools**.
8. Click **End Capture**.
9. Open the newly created file in Microsoft Word.
Example illustration: M:\VACCR\Washington\VACCR 1-4-04 to 1-31-04.txt
Save in: Buffalo
File name: VACCR 1-4-04 to 1-31-04
Save as type: .txt

This is the file that you send by email to the VA Central Registry.

Emailing the VACCR file

The file you created must be emailed to the VA Central Registry. There are two methods by which you can do this.

VA PKI (Privacy Key Initiative) in your Microsoft Outlook.
If you do not have VA PKI, request it from the ISO at your facility.

State Reporting

The process for extracting a file to submit to your State Cancer Registry-

1. Start in the Utility Options
2. Select **CC Create State/VACCR Data Download**

```
*****UTILITY OPTIONS*****
DISPLAY/PRINT on-line instructions? No// NO
```

```
Select *..Utility Options <TEST ACCOUNT> Option: Create State/VACCR Data
Download
```

Protected Health Information codes are excluded in NCDB, State and SEER reports!

Available record layouts:

- 1) VACCR Record Layout v22.0 (VA Registry)
- 2) NAACCR State Record Layout v18.0
- 3) SEER State Record Layout v18.0
- 4) NAACCR State Record Layout v22.0
- 5) SEER State Record Layout v22.0

```
Select record layout: 2 NAACCR State Record Layout v18.0
```

```
Facility Identification Number (FIN): 6211145//
Select date field to be used for Start/End range: ?
```

Select the date field you wish to use for this download's Start/End range prompts.

Select one of the following:

- 1 Date Case Completed <<<<<<<<<< USE TO REPORT NEW CASES
- 2 Date Case Last Changed<<<<<<<<<<USE TO REPORT UPDATED CASES


Select date field to be used for Start/End range: 1 Date Case Completed
Start, Date Case Completed: 010118
End, Date Case Completed: 013118
Analytic cases only? YES// NO <<<<<< If you want to report only Analytic cases choose yes, you can ask your state if they want them or not.

These are your current settings:

Record layout.....: STATE EXTRACT V11.1
Facility Identification Number (FIN): 6211145
State to be extracted.....: NY
Start date.....: 1/1/18
End date.....: 1/31/18
Analytic cases only.....: NO
Are these settings correct? YES//

|Please activate your PC capture program. The data will be |
sent in 2 minutes or when you press the return key.


PC Capture Program

1. Activate your PC capture program.
2. Create a folder on your hard drive or network drive, in which you can save the data for VACCR.
3. Click **Save**. Make sure the **Save as text** is not selected; refer to the KEA Term illustration.
4. Data scrolls across your screen. When the data is done scrolling, a ? (backward question mark).displays.
5. Click the appropriate item on your Toolbar to **End Capture**.
6. Using Microsoft Word, open the file you created.
7. Scroll to the end of the document. A square displays; it was the ?.
8. You must delete the square. Place the cursor to the right of it and backspace twice.
9. Use  (disk icon) on your Toolbar to **Save** your file.... *Do not save the file in Word format.*
10. Close the file.

This is the file that you send to the state. You need instructions from your state, regarding how to transmit the data.

Downloading Your Data from VistA for the ACoS

1. Start in Utility Options.
2. Select CT Create ACoS Data Disk.
3. Activate your PC capture program when you see:

-
|Please activate your PC capture program. The data will be sent|
in 30 seconds or when you press the return key.
4. Name the file, 8 characters or less.
5. Move the file to an accessible place on your hard drive or network drive. The filename in the *path* to the file cannot contain more than 8 characters.
Note: Do not place the file on your desktop. The path to the file is too complicated for this strictly MS DOS program. (M:\2004BUF.TXT)
6. Data scrolls across your screen. When the data is done scrolling, a ? (backward question mark).displays.
7. Click the appropriate item on your Toolbar to **End Capture**.
8. Using Microsoft Word, open the file you created.
9. Scroll to the end of the document. A square displays; it was the ?.
10. You must delete the square. Place the cursor to the right of it and backspace twice.
11. Use  (disk icon) on your Toolbar to **Save** your file.... *Do not save the file in Word format.*
12. If a dialog box displays, click **Yes**.
13. Close the file.
14. Make a note of the filename and the path to it.
Note: Run the data through EDITS, before sending it to the ACoS.

Downloading and Installing Genedits

Refer to American College of Surgeon's NCDB website for instructions on software needed and submission instructions for current year's Call for data:

<https://www.facs.org/quality-programs/cancer/ncdb>

VistA Setup

VistA can be set up in different ways.

Line Editor

If you are set up with **Line Editor** in Vista, your screen for entering text can look like the example, TEXT-DX PROC-PE:. The number lines make editing a little difficult.

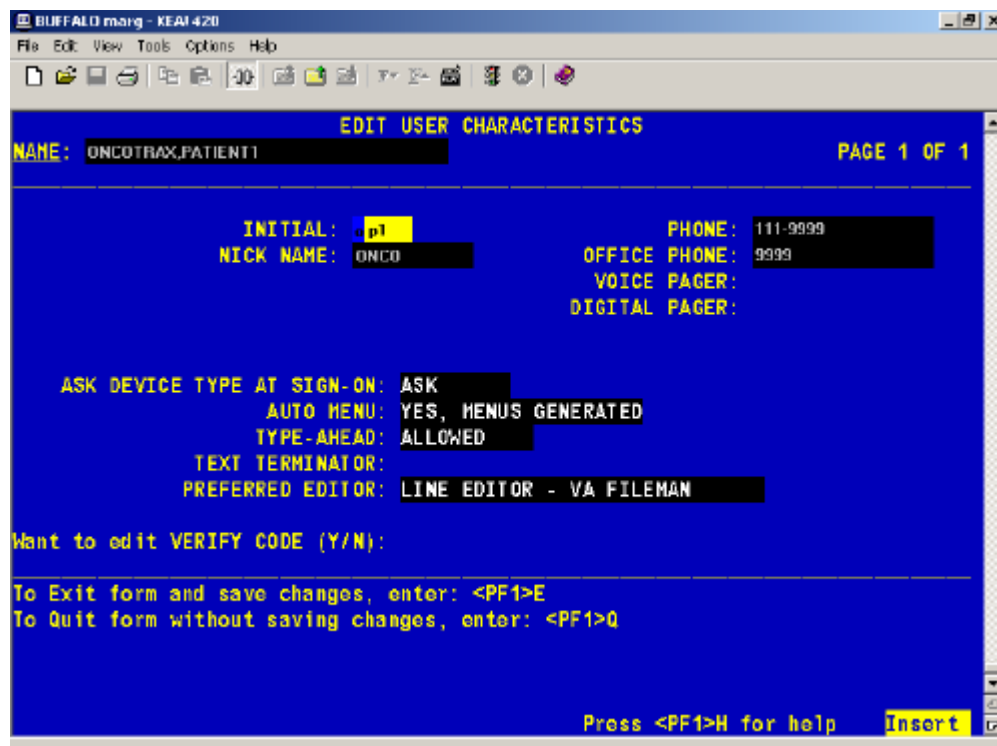
Example of the Line Editor Screen

```
BUFFALO marg - KEA4420
File Edit View Tools Options Help
Physician #3.....:
Physician #4.....:
Primary payer at Dx.....: VETERANS AFFAIRS
Type of reporting source....: HOSPITAL INPATIENT, HOSPITAL OUTPATIENT, CLINIC
-----
REPORTING HOSPITAL: BUFFALO VA MEDICAL CENTER// ^text
 1 TEXT-DX PROC-LAB TESTS
 2 TEXT-DX PROC-OP
 3 TEXT-DX PROC-PATH
 4 TEXT-DX PROC-PE
 5 TEXT-DX PROC-SCOPES
Press <RETURN> to see more, '^' to exit this list, OR
CHOOSE 1-5: 4 TEXT-DX PROC-PE
TEXT-DX PROC-PE:
 1>presented to the Er with almost 1-2 wk h/o dark colored urine and light
 2>stools. patient also noticed yellow discoloration of the skin. Patient
 3>also c/o vomitting late in the day for the past 1 wk most of which
 4>consists of undigested food from the morning. patient laos has lost almost
 5>7 lbs of wt since last wk. he denies any abd pain but feels heaviness over
 6>the upper abd.
EDIT Option: ?
Choose, by first letter, a Word Processing Command
or type a Line Number to edit that line.
EDIT Option: |
```

Screen Editor

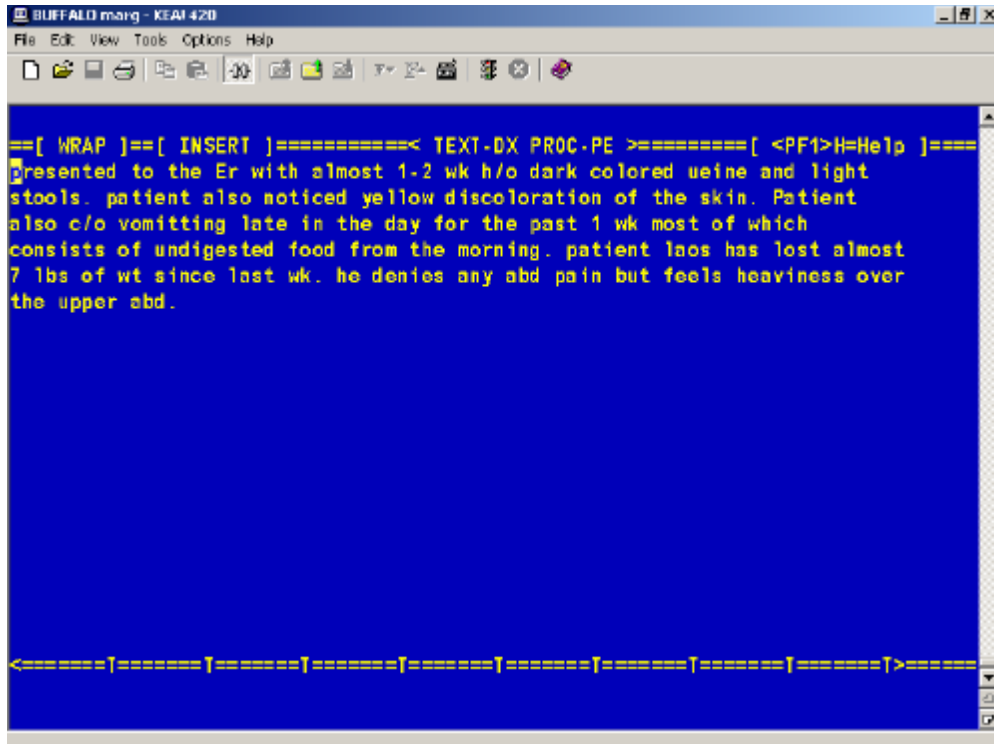
You can change to a more user-friendly word processing screen. Using the **Screen Editor**, you are able to move around easily, format your text, and do many things that are impossible with the line editor.

1. To change to the **Screen Editor**, type **^EDIT USER CHARACTERISTICS..**
2. Tab or arrow down to **PREFERRED EDITOR: LINE EDITOR – VA FILEMAN.**



3. Change **LINE** to **SCREEN**.

Example of the Screen Editor Screen

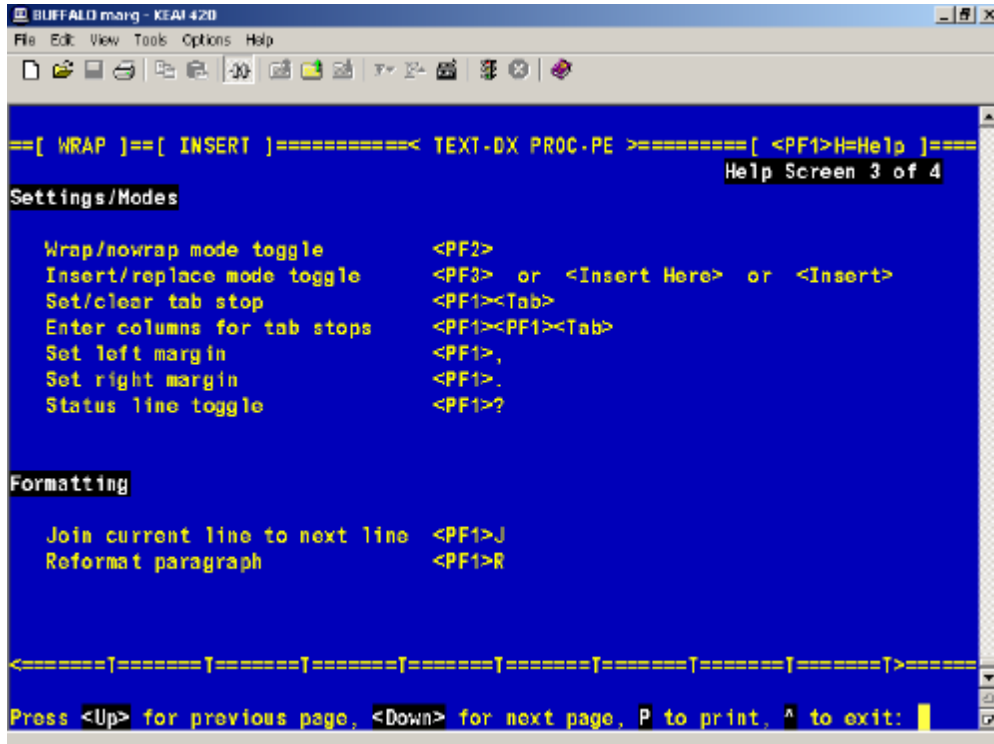


You can type in this screen, just like in Microsoft Word or Word Perfect. You are able to change margins, format text, join lines together, cut and paste text, easily delete text, and so on.

Type **F1H** (H for help) to access word processing Help commands for the Screen Editor.

There are four Help screens to which you can navigate. Use the Arrow keys (to the left of the number pad) to move around the Help screens. Help Screen 3 of 4 is the most useful of the Help screens.

Example of Help Screen 3 of 4



Example of Help Screen 2 of 4

```
==[ WRAP ]==[ INSERT ]===== < sss >===== [ <PF1>H=Help ]=====
Help Screen 2 of 4

Exiting/Saving

Exit and save text          <PF1>E
Quit with optional save    <PF1>Q or <Ctrl-E>
Exit, save, and switch editors <PF1>A
Save without exiting       <PF1>S
Enter minutes for AutoSave <PF1><PF1>S

Deleting

Character before cursor    <Backspace>
Character at cursor        <PF4> or <Remove> or <Delete>
From cursor to end of word <Ctrl-W>
From cursor to end of line <PF1><PF2>
Entire line                <PF1>D

=====
Press <Up> for previous page, <Down> for next page, P to print, ^ to exit:
```

Menu Options

When you sign on to VistA, your screen may be set up not to display menus. You may want to change your set up options, so that you can see your menu choices.

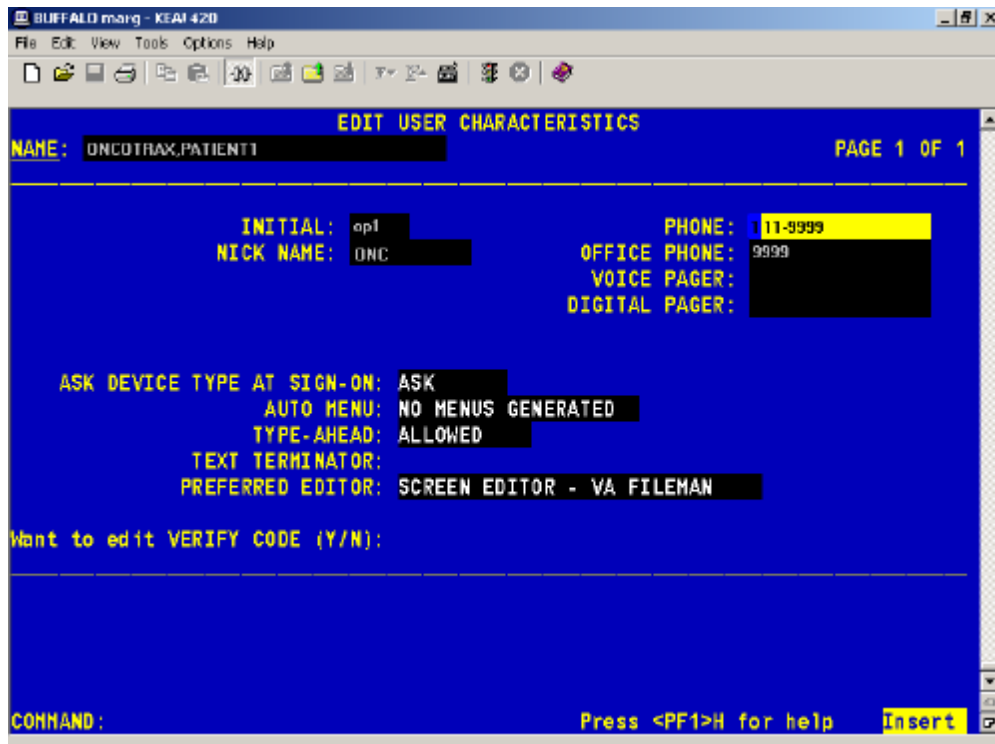
```
      VVVV          VVAA
      VVVV          VVAAAA
      VVVV          VVAAAAAA
      VVVV          VVAA  AAAA
      VVVV          VVAA  AAAA
      VVVV          VVAA  AAAA
      VVVVVVAA      AAAA
      VVVVAA        AAAAAAAAAA
      VVAA          AAAAAAAAAA

      Department of Veterans Affairs
      OncoTraX V2.2 Patch 15

SUS  *..Casefinding/Suspense ...
ABS  *..Abstracting/Printing ...
FOL  *..Follow-up Functions ...
LIS  *..Registry Lists ...
ANN  *..Annual Reports ...
STA  *..Statistical Reports ...
UTL  *..Utility Options ...

Select DHCP Tumor Registry <TEST ACCOUNT> Option:
```

1. At Select OncoTrax: Cancer Registry Option, type **^EDIT USER CHARACTERISTICS**.
2. Arrow down to **AUTO MENU:** and type **?** Your options display.



3. Select **1 YES, MENUS GENERATED**.

Your menu choices display when you access VistA.

```

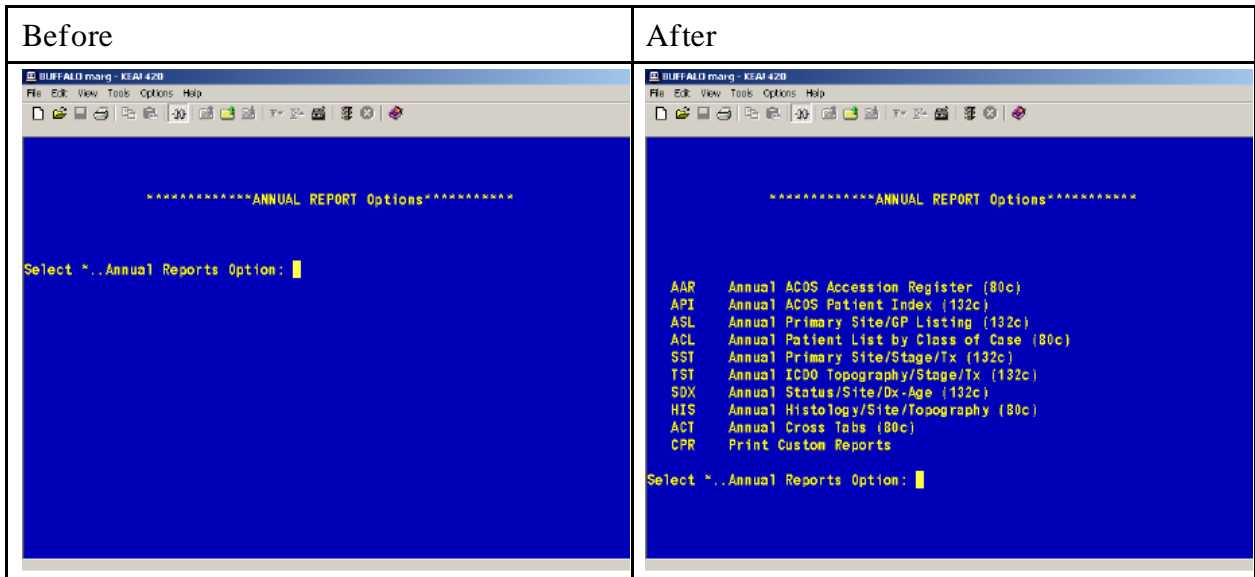
          VVVV          VVAA
        VVVV          VVAAAA
          VVVV          VVAAAAAA
          VVVV          VVAA  AAAA
            VVVV          VVAA  AAAA
              VVVV          VVAA  AAAA
                VVVVVVAA          AAAA
                  VVVVAA          AAAAAAAAAA
                    VVAA          AAAAAAAAAA

    Department of Veterans Affairs
    OncoTraX V2.2 Patch 15

SUS  *..Casefinding/Suspense ...
ABS  *..Abstracting/Printing ...
FOL  *..Follow-up Functions ...
LIS  *..Registry Lists ...
ANN  *..Annual Reports ...
STA  *..Statistical Reports ...
UTL  *..Utility Options ...

Select DHCP Tumor Registry <TEST ACCOUNT> Option:

```



Edits within OncoTrax

If there are inter-field problems, warning messages display when you attempt to change the **ABSTRACT STATUS (165.5,91)** to **Complete**. These warning messages are the VistA inter-field edit checks. Some of these warning messages are dependent on the Date DX and might only appear for certain date ranges. You can override these warnings.

1	WARNING: REPORTING HOSPITAL = REFERRING FACILITY
2	WARNING: REPORTING HOSPITAL = TRANSFER FACILITY
3	WARNING: CLASS OF CASE = 2 (Dx ew, 1st rx here) -REFERRING FACILITY may not be blank
4	WARNING: CLASS OF CASE = 3 (Dx ew, 1st rx ew) REFERRING FACILITY may not be blank
5	WARNING: CLASS OF CASE = 0 (Dx here, 1st rx ew)-DATE OF FIRST CONTACT.: later than SURGERY OF PRIMARY SITE DATE.:
6	WARNING: CLASS OF CASE = 0 (Dx here, 1st rx ew) DATE OF FIRST CONTACT. later than RADIATION DATE.....:
7	WARNING: CLASS OF CASE = 0 (Dx here, 1st rx ew) DATE OF FIRST CONTACT.: later than RADIATION THERAPY TO CNS DATE:
8	WARNING: CLASS OF CASE = 0 (Dx here, 1st rx ew) DATE OF FIRST CONTACT.: later than CHEMOTHERAPY DATE.....:
9	WARNING: CLASS OF CASE = 0 (Dx here, 1st rx ew) DATE OF FIRST CONTACT.:
10	WARNING: CLASS OF CASE = 0 (Dx here, 1st rx ew) DATE OF FIRST CONTACT.: later than IMMUNOTHERAPY DATE.....:
11	WARNING: CLASS OF CASE = 0 (Dx here, 1st rx ew) DATE OF FIRST CONTACT.: later than OTHER TREATMENT DATE.....:
12	WARNING: CLASS OF CASE = 2 (Dx ew, 1st rx here) DATE OF FIRST CONTACT.: earlier than DATE DX.....:
13	WARNING: TYPE OF REPORTING SOURCE = 6 (Autopsy only) CLASS OF CASE must be 5 (Dx at autopsy)
14	WARNING: CLASS OF CASE = 5 (Dx at autopsy) TYPE OF REPORTING SOURCE must be 6 (Autopsy only)
15	WARNING: TYPE OF REPORTING SOURCE = 6 (Autopsy only) DIAGNOSTIC CONFIRMATION must be 1 (Pos histology) or 6 (Direct visualization)
16	WARNING: TYPE OF REPORTING SOURCE = 7 (Death certificate only) DIAGNOSTIC CONFIRMATION must be 9 (Unk if microscopically confirmed)

17	WARNING: XXX is a paired site LATERALITY may not be 0 (Not a paired site) *(this warning excluded for C44.4 melanoma cases)
18	WARNING: XXX is an unpaired site LATERALITY must be 0 (Not a paired site) *(this warning excluded for C44.4 melanoma cases)
19	WARNING: BONES, PELVIS, SACRUM, COCCYX is a paired site
20	WARNING: BEHAVIOR CODE = 2 (In situ) SUMMARY STAGE must be 0 (In situ)
21	WARNING: BEHAVIOR CODE = 3 (Malignant) SUMMARY STAGE may not be 0 (In situ)
22	WARNING: HISTOLOGY = 8331 FOLLICULAR ADENOCA, WELL DIFF GRADE/DIFFERENTIATION must be 1 (Grade I)
23	WARNING: HISTOLOGY = 8851 LIPOSARCOMA, WELL DIFFGRADE/DIFFERENTIATION must be 1 (Grade I)
24	WARNING: HISTOLOGY = 9511 RETINOBLASTOMA, DIFFERENTIATED GRADE/DIFFERENTIATION must be 1 (Grade I)
25	WARNING: HISTOLOGY = 9083 TERATOMA, INTERMEDIATE GRADE/DIFFERENTIATION must be 2 (Grade II)
26	WARNING: HISTOLOGY = 8020 CARCINOMA, UNDIFFERENTIATED GRADE/ DIFFERENTIATION must be 4 (Grade IV)
27	WARNING: HISTOLOGY = 8021 CARCINOMA, ANAPLASTIC NOS GRADE/DIFFERENTIATION must be 4 (Grade IV)
28	WARNING: HISTOLOGY = 9062 SEMINOMA, ANAPLASTIC TYPE GRADE/DIFFERENTIATION must be 4 (Grade IV)
29	WARNING: HISTOLOGY = 9082 TERATOMA, ANAPLASTIC GRADE/DIFFERENTIATION must be 4 (Grade IV)
30	WARNING: HISTOLOGY = 9390 CHOROID PLEXUS PAPILLOMA GRADE/DIFFERENTIATION must be 4 (Grade IV)
31	WARNING: HISTOLOGY = 9401 ASTROCYTOMA, ANAPLASTIC GRADE/DIFFERENTIATION must be 4 (Grade IV)
32	WARNING: HISTOLOGY = 9451 OLIGODENDROGLIOMA, ANAPLASTIC GRADE/DIFFERENTIATION must be 4 (Grade IV)
33	WARNING: HISTOLOGY = 9512 RETINOBLASTOMA, UNDIFFGRADE/DIFFERENTIATION must be 4 (Grade IV)
34	WARNING: HISTOLOGY = 9696 LYMPHOMA, LYMPH. POOR DIFF. NOD GRADE/DIFFERENTIATION must be: 3 (Grade III) or 5 (T-cell) or 6 (B-cell) or 7 (Null cell)

35	WARNING: HISTOLOGY = 9694 LYMPHOMA, LYMPH. INT. DIFF. NOD GRADE/DIFFERENTIATION must be: -2 (Grade II) or 5 (T-cell) or 6 (B-cell) or 7 (Null cell) or 9 (Unknown)
36	WARNING: HISTOLOGY = 9683 LYMPHOMA CENTROBLASTIC DIFFGRADE/DIFFERENTIATION must be: 4 (Grade IV) or 5 (T-cell) or 6 (B-cell) or 7 (Null cell)
37	WARNING: GRADE/DIFFERENTIATION = 5 (T-cell) HISTOLOGY must be leukemia or lymphoma (9590-9941)
38	WARNING: GRADE/DIFFERENTIATION = 6 (B-cell) HISTOLOGY must be leukemia or lymphoma (9590-9941)
39	WARNING: GRADE/DIFFERENTIATION = 7 (Null cell) HISTOLOGY must be leukemia or lymphoma (9590-9941)
40	WARNING: GRADE/DIFFERENTIATION = 8 (Natural killer cell) HISTOLOGY must be leukemia or lymphoma (9590-9941)
41	WARNING: No TNM classification is available for LYMPHOMA SUMMARY STAGE cannot be blank
41	WARNING: No TNM classification is available for KAPOSIS SARCOMA SUMMARY STAGE cannot be blank
43	WARNING: BEHAVIOR CODE = 3 (Malignant) EXTENSION may not be 00 (In situ)
44	WARNING: ICDO-TOPOGRAPHY = XXX PATHOLOGIC EXTENSION = XXX
45	PATHOLOGIC EXTENSION may only be coded for PROSTATE (C61.9) cases
46	WARNING: NODES POSITIVE (REGIONAL) = 01-97 LYMPH NODES may not be 0 (No lymph nodes)
47	WARNING: ICDO-TOPOGRAPHY = XXX HORMONE THERAPY = 2 (Endocrine surgery and/or radiation) Only BREAST and PROSTATE cases may be coded as receiving endocrine surgery or endocrine radiation
48	WARNING: STATUS = Dead PLACE OF DEATH may not be blank
49	WARNING: STATUS = Dead CAUSE OF DEATH and STATE DEATH CERT may not both be blank
50	WARNING: For race combinations RACE 1 may not be 'White'
51	WARNING: A specific race code may not occur more than once
52	If REGIONAL NODES EXAMINED is 99 (Unknown if nodes examined, NA), REGIONAL NODES POSITIVE must be 99 (Unk if nodes + or -, NA)

Veterans Administration v18 Edits NAACCR Released 2020

Abstracted By (COC)

_SYS AJCC ID (NAACCR)

_SYS AJCC ID, Date of Diagnosis (NAACCR)

_SYS AJCC ID, Date of Diagnosis, CoC Flag (SEER)

_SYS AJCC ID, Primary Site, Histology, Behavior (NAACCR)

_SYS AJCC ID, Site, Histo, Age (NAACCR)

_SYS AJCC ID, Site, Histo, Sex (NAACCR)

_SYS Schema ID (NAACCR)

_SYS Schema ID, AJCC ID (NAACCR)

_SYS Schema ID, Date of Diagnosis (NAACCR)

_SYS Schema ID, Primary Site, Histology, Behavior (NAACCR)

_SYS Schema ID, Site, Histo, Sex (NAACCR)

Abstracted By (COC)

Abstracted By (NAACCR)

Abstracted By, Date of Diagnosis (COC)

Accession Number, Class of Case, Seq Number (COC)

Accession Number--Hosp (COC)

Addr at DX--City (COC)

Addr at DX--City (NAACCR)

Addr at DX--City, Date of Diagnosis (COC)

Addr at DX--Country (COC)

Addr at DX--Country (NAACCR)

Addr at DX--Country, Date of Diagnosis (COC)

Addr at DX--Country, Date of Diagnosis (NAACCR)

Addr at DX--Country, State (NAACCR)

Addr at DX--No/Street (COC)

Addr at DX--No/Street (NAACCR)

Addr at DX--No/Street, Date of Diagnosis (COC)

Addr at DX--Postal Code (NAACCR)

Addr at DX--Postal Code, Addr at DX--State (COC)

Addr at DX--State (COC)

Addr at DX--State (NAACCR)

Addr at DX--State, Date of Diagnosis (COC)

Addr at DX--State, Postal Code Range (NAACCR)

Addr at DX--Supplementl (COC)

Addr Current--City (COC)

Addr Current--City (NAACCR)

Addr Current--City, Date of Diagnosis (COC)

Addr Current--Country (COC)

Addr Current--Country (NAACCR)

Addr Current--Country, Date of Diagnosis (COC)

Addr Current--Country, Date of Diagnosis (NAACCR)

Addr Current--Country, State (NAACCR)

Addr Current--No/Street (COC)
Addr Current--No/Street (NAACCR)
Addr Current--No/Street, Date of Diagnosis (COC)
Addr Current--Postal Code (COC)
Addr Current--Postal Code (NAACCR)
Addr Current--Postal Code, Addr Current--State (COC)
Addr Current--Postal Code, Date of Diagnosis (COC)
Addr Current--State (COC)
Addr Current--State (NAACCR)
Addr Current--State, Date of Diagnosis (COC)
Addr Current--Supplementl (COC)
Adenoid Cystic Basaloid Pattern, Date DX (NAACCR)
Adenoid Cystic Basaloid Pattern, Schema ID, Required (NAACCR)
Adenopathy, Date DX (NAACCR)
Adenopathy, Schema ID, Required (NAACCR)
AFP Post-Orchiectomy Lab Value, Date DX (NAACCR)
AFP Post-Orchiectomy Lab Value, Schema ID, Required (NAACCR)
AFP Post-Orchiectomy Lab Value, Schema ID, Required, CoC Flag (SEER)
AFP Post-Orchiectomy Range, Date DX (NAACCR)
AFP Post-Orchiectomy Range, Schema ID, Required (NAACCR)
AFP Pre-Orchiectomy Lab Value, Date DX (NAACCR)
AFP Pre-Orchiectomy Lab Value, Schema ID, Required (NAACCR)
AFP Pre-Orchiectomy Lab Value, Schema ID, Required, CoC Flag (SEER)
AFP Pre-Orchiectomy Range, Date DX (NAACCR)
AFP Pre-Orchiectomy Range, Schema ID, Required (NAACCR)
AFP Pre-Orchiectomy Range, Schema ID, Required, CoC Flag (SEER)
AFP Pretreatment Interpretation, Date DX (NAACCR)
AFP Pretreatment Interpretation, Schema ID, Required (NAACCR)
AFP Pretreatment Interpretation, Schema ID, Required, CoC Flag (SEER)
AFP Pretreatment Lab Value, Date DX (NAACCR)
AFP Pretreatment Lab Value, Schema ID, Required (NAACCR)
AFP Pretreatment Lab Value, Schema ID, Required, CoC Flag (SEER)
Age at Diagnosis (SEER AGEDX)
Age at Diagnosis, Text--Usual Industry (NAACCR)
Age at Diagnosis, Text--Usual Occupation (NAACCR)
Age, Birth Date, Date of Diagnosis (NAACCR IF13)
Age, Histologic Type, COD, ICDO3 (SEER IF43)
Age, Primary Site, Morph ICDO3--Adult (SEER)
Age, Primary Site, Morph ICDO3--Pediatric (NPCR)
Age, Primary Site, Morphology ICDO2 (SEER IF15)
Age, Primary Site, Morphology ICDO3 (SEER IF15)

AJCC ID, AJCC TNM M (COC)
AJCC ID, AJCC TNM N (COC)
AJCC ID, AJCC TNM Stage Group (COC)
AJCC ID, AJCC TNM T (COC)
AJCC ID, Site, Histo, Schema Discriminator 1 (NAACCR)
AJCC ID, Site, Histo, Schema Discriminator 2 (NAACCR)
AJCC TNM and EOD Items, Type Reporting Source-DCO (NAACCR)
AJCC TNM Clin M (COC)
AJCC TNM Clin N (COC)
AJCC TNM Clin N Suffix (COC)
AJCC TNM Clin N Suffix, AJCC ID (COC)
AJCC TNM Clin Stage Group (COC)
AJCC TNM Clin T (COC)
AJCC TNM Clin T Suffix (COC)
AJCC TNM Clin T Suffix, AJCC ID (COC)
AJCC TNM Clin/Path T (COC)
AJCC TNM N Suffix, Date of Sentinel Node Biopsy (COC)
AJCC TNM N, Suffix, Merkel Cell (COC)
AJCC TNM Path M (COC)
AJCC TNM Path M1, Clin T, N, Surgery (COC)
AJCC TNM Path N (COC)
AJCC TNM Path N Suffix (COC)
AJCC TNM Path N Suffix, AJCC ID (COC)
AJCC TNM Path Stage Group (COC)
AJCC TNM Path T (COC)
AJCC TNM Path T Suffix (COC)
AJCC TNM Path T Suffix, AJCC ID (COC)
AJCC TNM Path, AJCC TNM Clin (COC)
AJCC TNM Post Therapy M (COC)
AJCC TNM Post Therapy N (COC)
AJCC TNM Post Therapy N Suffix (COC)
AJCC TNM Post Therapy N Suffix, AJCC ID (COC)
AJCC TNM Post Therapy Stage Group (COC)
AJCC TNM Post Therapy Stage, RX Dates (COC)
AJCC TNM Post Therapy T (COC)
AJCC TNM Post Therapy T Suffix (COC)
AJCC TNM Post Therapy T Suffix, AJCC ID (COC)
AJCC TNM, Date of Diagnosis (COC)
AJCC TNM, Date of Diagnosis, AJCC ID (CCCR)
AJCC TNM, Date of Diagnosis, CoC Accredited Flag (NPCR)
AJCC TNM, Date of Diagnosis, CoC Flag (SEER)

AJCC TNM, TNM Edition Number, AJCC ID (COC)
AJCC TNM, TNM Edition Number, AJCC ID (SEER)
AJCC TNM, TNM Edition Number, AJCC ID, CoC Flag (NPCR)
Ambig Term DX, Date Conclusive DX (SEER IF162)
Ambiguous Terminology DX (SEER)
Ambiguous Terminology DX, Date of DX (CCCR)
Ambiguous Terminology DX, Date of DX (SEER IF157)
Anemia, Date DX (NAACCR)
Anemia, Schema ID, Required (NAACCR)
Archive FIN (COC)
Archive FIN, Date of Diagnosis (COC)
Autopsy Only, RX (NPCR)
Autopsy Only, RX, Schema ID (NPCR)
B Symptoms, Date DX (NAACCR)
B Symptoms, Schema ID, Required (NAACCR)
Behav ICDO2, Date of DX, ICDO2 Conv Flag (SEER IF85)
Behav ICDO3, Date of DX, ICDO3 Conv Flag (SEER IF87)
Behavior (73-91) ICD-O-1 (SEER)
Behavior Code ICDO2, Sequence Number--Hosp (COC)
Behavior Code ICDO3, Seq Num--Central (SEER IF114)
Behavior Code ICDO3, Sequence Number--Hosp (COC)
Behavior ICDO2 (COC)
Behavior ICDO2, Behavior ICDO3 (SEER IF115)
Behavior ICDO2, Date of Diagnosis (NAACCR)
Behavior ICDO2, Histology ICDO2 (NAACCR)
Behavior ICDO2, Summary Stage 1977 (NAACCR)
Behavior ICDO3 (COC)
Behavior ICDO3 Conversion (NAACCR)
Behavior ICDO3, Date of Diagnosis (NAACCR)
Behavior ICDO3, Site, Histology ICDO3 (NAACCR)
Behavior ICDO3, Summary Stage 1977 (NAACCR)
Behavior ICDO3, Summary Stage 2000 (NAACCR)
Bilirubin Pretreatment Total Lab Value, Date DX (NAACCR)
Bilirubin Pretreatment Total Lab Value, Schema ID, Required (NAACCR)
Bilirubin Pretreatment Total Lab Value, Schema ID, Required, CoC Flag (SEER)
Bilirubin Pretreatment Unit of Measure, Date DX (NAACCR)
Bilirubin Pretreatment Unit of Measure, Schema ID, Required (NAACCR)
Bilirubin Pretreatment Unit of Measure, Schema ID, Required, CoC Flag (SEER)
Birthplace (SEER POB)
Birthplace--Country (COC)
Birthplace--Country (NAACCR)

Birthplace--Country, Birthplace--State (NAACCR)
Birthplace--Country, Date of Diagnosis (COC)
Birthplace--Country, Date of Diagnosis (NAACCR)
Birthplace--Geocode, Country, State (NAACCR)
Birthplace--State (COC)
Birthplace--State (NAACCR)
Birthplace--State, Date of Diagnosis (COC)
Birthplace--State, Date of Diagnosis (NAACCR)
Bladder, RX Hosp--Surg Prim Site, BRM (COC)
Bladder, RX Summ--Surg Prim Site, BRM (COC)
Bone Invasion, Date DX (NAACCR)
Bone Invasion, Schema ID, Required (NAACCR)
Brain Molecular Markers, Date DX (NAACCR)
Brain Molecular Markers, Morph--Type&Behav ICD-O-3 (NAACCR)
Brain Molecular Markers, Schema ID, Required (NAACCR)
Brain Molecular Markers, Summary Stage 2018 (NAACCR)
Breast, Nodes Pos/Ex, Scope Nodes, EOD Regional Nodes (SEER)
Breslow Tumor Thickness, Date DX (NAACCR)
Breslow Tumor Thickness, Melanoma, Behavior (NAACCR)
Breslow Tumor Thickness, Melanoma, Summary Stage 2018 (NAACCR)
Breslow Tumor Thickness, Schema ID, Required (NAACCR)
CA-125 Pretreatment Interpretation, Date DX (NAACCR)
CA-125 Pretreatment Interpretation, Schema ID, Required (NAACCR)
Cancer Status (COC)
Cancer Status (NAACCR)
Casefinding Source (NAACCR)
Casefinding Source, Date of DX (SEER IF153)
Cause of Death (NAACCR)
Cause of Death (SEER COD)
CEA Pretreatment Interpretation, Date DX (NAACCR)
CEA Pretreatment Interpretation, Schema ID, Required (NAACCR)
CEA Pretreatment Lab Value, Date DX (NAACCR)
CEA Pretreatment Lab Value, Schema ID, Required (NAACCR)
Census Block Group 2000 (NAACCR)
Census Block Group 2010 (NAACCR)
Census Block Group 2020 (NAACCR)
Census Block Grp 1970-90 (NAACCR)
Census Cod Sys 1970/80/90 (SEER RESSYST)
Census Cod Sys 1970/80/90, Date of Diag (SEER IF49)
Census Ind Code 1970-2000 vs. Coding System (NPCR)
Census Ind Code 2010 CDC (NPCR)

Census Occ Code 1970-2000 vs. Coding System (NPCR)
Census Occ Code 2010 CDC (NPCR)
Census Occ/Ind Sys 70-00 (NPCR)
Census Tr Cert 1970/80/90 (SEER CENS CERT)
Census Tr Certainty 2000 (SEER)
Census Tr Certainty 2000, Date of DX (SEER IF112)
Census Tr Certainty 2010 (SEER)
Census Tr Certainty 2020 (NAACCR)
Census Tr Poverty Indictr (SEER)
Census Tr Poverty Indictr, Date of DX (NPCR)
Census Tr Poverty Indictr, Date of DX (SEER)
Census Tract 1970/80/90 (SEER TRACT)
Census Tract 1970/80/90, Census Cod Sys (SEER IF45)
Census Tract 2000 (SEER)
Census Tract 2000, Date of DX (SEER IF111)
Census Tract 2000, State, County at DX (NPCR)
Census Tract 2000, State, County GC 2000 (NAACCR)
Census Tract 2000, State, County, 2000-2009 (NPCR)
Census Tract 2010 (SEER)
Census Tract 2010, State, County at DX (NPCR)
Census Tract 2010, State, County GC 2010 (NAACCR)
Census Tract 2010, State, County, 2010-2019 (NPCR)
Census Tract 2020 (NAACCR)
Cervix In Situ ICDO3 (SEER IF88)
Chromosome 19q: Loss of Heterozygosity (LOH), Date DX (NAACCR)
Chromosome 19q: Loss of Heterozygosity (LOH), Schema ID, Required (NAACCR)
Chromosome 1p: Loss of Heterozygosity (LOH), Date DX (NAACCR)
Chromosome 1p: Loss of Heterozygosity (LOH), Schema ID, Required (NAACCR)
Chromosome 3 Status, Date DX (NAACCR)
Chromosome 3 Status, Schema ID, Required (NAACCR)
Chromosome 3 Status, Schema ID, Required, CoC Flag (SEER)
Chromosome 8q Status, Date DX (NAACCR)
Chromosome 8q Status, Schema ID, Required (NAACCR)
Chromosome 8q Status, Schema ID, Required, CoC Flag (SEER)
Circumferential Resection Margin (CRM), Colon, Surg Prim Site/Margins (NAACCR)
Circumferential Resection Margin (CRM), Date DX (NAACCR)
Circumferential Resection Margin (CRM), Schema ID, Required (NAACCR)
Class of Case (COC)
Class of Case, Date of 1st Cont, Date of DX (COC)
Class of Case, RX (COC)
Class of Case, Type of Reporting Source (NAACCR)

Class of Case, Prim Site, Hist, Beh, DX (COC)
Class, Date Diag, Date Last Cont, Vit Stat (COC)
CoC Accredited Flag (NPCR)
CoC Accredited Flag, Class of Case (NPCR)
CoC Accredited Flag, Date DX, Type Report Source (NAACCR)
COC Coding Sys--Curr, COC Coding Sys--Orig (COC)
COC Coding Sys--Current (COC)
COC Coding Sys--Current (NAACCR)
COC Coding Sys--Current, Date of Diagnosis (NAACCR)
COC Coding Sys--Original (COC)
COC Coding Sys--Original, Date of Diagnosis (COC)
COC Coding Sys--Original, Date of DX (NAACCR)
Coding System for EOD (SEER EODSYST)
Comorbid/Compl 1, Secondary DX 1, Date DX (COC)
Comorbid/Complication 1 - 10 (COC)
Comorbid/Complication 1, Date DX (COC)
Comorbid/Complication 10, Date DX (COC)
Comorbid/Complication 2, Date DX (COC)
Comorbid/Complication 3, Date DX (COC)
Comorbid/Complication 4, Date DX (COC)
Comorbid/Complication 5, Date DX (COC)
Comorbid/Complication 6, Date DX (COC)
Comorbid/Complication 7, Date DX (COC)
Comorbid/Complication 8, Date DX (COC)
Comorbid/Complication 9, Date DX (COC)
CompEthn, Date of Diag (SEER IF71)
Computed Ethnicity (SEER COMPETHN)
Computed Ethnicity Source (SEER ETHNSRC)
County (SEER IFCOUNTY)
County at DX Analysis (NAACCR)
County at DX Geocode 1970/80/90 (NAACCR)
County at DX Geocode2000 (NAACCR)
County at DX Geocode2010 (NAACCR)
County at DX Geocode2020 (NAACCR)
County at DX Reported (COC)
County at DX Reported (NAACCR)
County at DX Reported (NPCR)
County at DX Reported, Addr at DX--State (NAACCR)
County at DX Reported, Date of Diagnosis (COC)
Creatinine Pretreatment Lab Value, Date DX (NAACCR)
Creatinine Pretreatment Lab Value, Schema ID, Required (NAACCR)

Creatinine Pretreatment Lab Value, Schema ID, Required, CoC Flag (SEER)
Creatinine Pretreatment Unit of Measure, Date DX (NAACCR)
Creatinine Pretreatment Unit of Measure, Schema ID, Required (NAACCR)
Creatinine Pretreatment Unit of Measure, Schema ID, Required, CoC Flag (SEER)
CS Eval Items, Class of Case (CS)
CS Eval Items, Type of Reporting Source (CS)
CS Eval Items, Vital Status (CS)
CS Ext, Histol ICDO3, Breast Schema (CS)
CS Ext, LN, Mets at DX, SSF 1, Retinoblastoma (CS)
CS Ext, LN, Mets at DX, SSF 3, Prostate (CS)
CS Ext, Surg, TS/Ext Eval, Prostate (CS)
CS Ext,TS/Ext Eval, SSF 1, MelanomaConjunc (CS)
CS Extension (CS)
CS Extension Required 2016plus (NAACCR)
CS Extension, Brain Schema (CS)
CS Extension, CS Lymph Nodes, CS Mets at DX (CS)
CS Extension, CS Tumor Size, Breast Schema (CS)
CS Extension, CS Tumor Size, MycosisFungoides (CS)
CS Extension, CS Tumor Size, Site, Hist ICDO3 (CS)
CS Extension, Hematopoietic (CS)
CS Extension, Hist, Grade, Esophagus Schema (CS)
CS Extension, Hist, Grade, EsophagusGEJunction (CS)
CS Extension, Histology, Grade, Thyroid (CS)
CS Extension, KidneyRenalPelvis Schema (CS)
CS Extension, Lymphoma Schema (CS)
CS Extension, Morphology, Bladder ICDO3 (CS)
CS Extension, Mycosis Fungoides Schema (CS)
CS Extension, MyelomaPlasmaCellDisorder (CS)
CS Extension, Primary Site, Behavior ICDO3 (CS)
CS Extension, Schema (CS)
CS Extension, SSF 1, Conjunctiva Schema (CS)
CS Extension, SSF 1, Head and Neck Schemas (CS)
CS Extension, SSF 1, Lung Schema (CS)
CS Extension, SSF 1, MelanomaConjunctiva (CS)
CS Extension, SSF 1, Thyroid Schema (CS)
CS Extension, SSF 11, MerkelCellVulva Schema (CS)
CS Extension, SSF 11, Vulva Schema (CS)
CS Extension, SSF 16, MerkelCell Schemas (CS)
CS Extension, SSF 16, Scrotum Schema (CS)
CS Extension, SSF 16, Skin Schema (CS)
CS Extension, SSF 17, MerkelCell Schemas (CS)

CS Extension, SSF 17, Penis Schema (CS)
CS Extension, SSF 18, MerkelCell Schemas (CS)
CS Extension, SSF 2, Bladder Schema (CS)
CS Extension, SSF 2, KidneyRenalPelvis (CS)
CS Extension, SSF 2, Lung Schema (CS)
CS Extension, SSF 2, MelanomaChoroid (CS)
CS Extension, SSF 2, MelanomaCiliaryBody (CS)
CS Extension, SSF 2, Vagina Schema (CS)
CS Extension, SSF 24, Breast Schema (CS)
CS Extension, SSF 3, Behavior, Prostate (CS)
CS Extension, SSF 3, Bladder Schema (CS)
CS Extension, SSF 3, Breast Schema (CS)
CS Extension, SSF 3, CorpusCarcinoma Schema (CS)
CS Extension, SSF 3, Head and Neck Schemas (CS)
CS Extension, SSF 3, MelanomaChoroid (CS)
CS Extension, SSF 3, MelanomaCiliaryBody (CS)
CS Extension, SSF 4, FallopianTube Schema (CS)
CS Extension, SSF 4, Head and Neck Schemas (CS)
CS Extension, SSF 4, Vagina Schema (CS)
CS Extension, SSF 5, CorpusCarcinoma Schema (CS)
CS Extension, SSF 5, Head and Neck Schemas (CS)
CS Extension, SSF 5, Testis Schema (CS)
CS Extension, SSF 6, FallopianTube Schema (CS)
CS Extension, SSF 6, Head and Neck Schemas (CS)
CS Extension, SSF 6, Vagina Schema (CS)
CS Extension, SSF 8, KidneyParenchyma (CS)
CS Extension, SSF 9, Head and Neck Schemas (CS)
CS Extension, Surgery, Prostate Schema (CS)
CS Extension, TS/Ext Eval, Prostate Schema (CS)
CS Extension, Tumor Size, Lung Schema (CS)
CS Items - CCCR Required - Non-SSF (CS)
CS Items - CCCR Required - SSF 1 (CS)
CS Items - CCCR Required - SSF 10 (CS)
CS Items - CCCR Required - SSF 11 (CS)
CS Items - CCCR Required - SSF 12 (CS)
CS Items - CCCR Required - SSF 13 (CS)
CS Items - CCCR Required - SSF 14 (CS)
CS Items - CCCR Required - SSF 15 (CS)
CS Items - CCCR Required - SSF 16 (CS)
CS Items - CCCR Required - SSF 17 (CS)
CS Items - CCCR Required - SSF 18 (CS)

CS Items - CCCR Required - SSF 19 (CS)
CS Items - CCCR Required - SSF 2 (CS)
CS Items - CCCR Required - SSF 20 (CS)
CS Items - CCCR Required - SSF 21 (CS)
CS Items - CCCR Required - SSF 22 (CS)
CS Items - CCCR Required - SSF 23 (CS)
CS Items - CCCR Required - SSF 24 (CS)
CS Items - CCCR Required - SSF 3 (CS)
CS Items - CCCR Required - SSF 4 (CS)
CS Items - CCCR Required - SSF 5 (CS)
CS Items - CCCR Required - SSF 6 (CS)
CS Items - CCCR Required - SSF 7 (CS)
CS Items - CCCR Required - SSF 8 (CS)
CS Items - CCCR Required - SSF 9 (CS)
CS Items - COC Required - Non-SSF (CS)
CS Items - CoC Required - Non-SSF 2016 (CS)
CS Items - COC Required - SSF 1 (CS)
CS Items - COC Required - SSF 10 (CS)
CS Items - COC Required - SSF 11 (CS)
CS Items - COC Required - SSF 12 (CS)
CS Items - COC Required - SSF 13 (CS)
CS Items - COC Required - SSF 14 (CS)
CS Items - COC Required - SSF 15 (CS)
CS Items - COC Required - SSF 16 (CS)
CS Items - COC Required - SSF 17 (CS)
CS Items - COC Required - SSF 18 (CS)
CS Items - COC Required - SSF 19 (CS)
CS Items - COC Required - SSF 2 (CS)
CS Items - COC Required - SSF 20 (CS)
CS Items - COC Required - SSF 21 (CS)
CS Items - COC Required - SSF 22 (CS)
CS Items - COC Required - SSF 23 (CS)
CS Items - COC Required - SSF 24 (CS)
CS Items - COC Required - SSF 3 (CS)
CS Items - COC Required - SSF 4 (CS)
CS Items - COC Required - SSF 5 (CS)
CS Items - COC Required - SSF 6 (CS)
CS Items - COC Required - SSF 7 (CS)
CS Items - COC Required - SSF 8 (CS)
CS Items - COC Required - SSF 9 (CS)
CS Items - NPCR Required - Non-SSF (CS)

CS Items - NPCR Required - SSF 1 (CS) - 2015
CS Items - NPCR Required - SSF 1 (CS) - 2016+
CS Items - NPCR Required - SSF 10 (CS) - 2015
CS Items - NPCR Required - SSF 10 (CS) - 2016+
CS Items - NPCR Required - SSF 11 (CS) - 2015
CS Items - NPCR Required - SSF 11 (CS) - 2016+
CS Items - NPCR Required - SSF 12 (CS)
CS Items - NPCR Required - SSF 13 (CS) - 2015
CS Items - NPCR Required - SSF 13 (CS) - 2016+
CS Items - NPCR Required - SSF 14 (CS) - 2015
CS Items - NPCR Required - SSF 14 (CS) - 2016+
CS Items - NPCR Required - SSF 15 (CS) - 2015
CS Items - NPCR Required - SSF 15 (CS) - 2016+
CS Items - NPCR Required - SSF 16 (CS) - 2015
CS Items - NPCR Required - SSF 16 (CS) - 2016+
CS Items - NPCR Required - SSF 17 (CS)
CS Items - NPCR Required - SSF 18 (CS)
CS Items - NPCR Required - SSF 19 (CS)
CS Items - NPCR Required - SSF 2 (CS) - 2015
CS Items - NPCR Required - SSF 2 (CS) - 2016+
CS Items - NPCR Required - SSF 20 (CS)
CS Items - NPCR Required - SSF 21 (CS)
CS Items - NPCR Required - SSF 22 (CS)
CS Items - NPCR Required - SSF 23 (CS)
CS Items - NPCR Required - SSF 24 (CS)
CS Items - NPCR Required - SSF 25 (CS) - 2016+
CS Items - NPCR Required - SSF 3 (CS)
CS Items - NPCR Required - SSF 4 (CS)
CS Items - NPCR Required - SSF 5 (CS) - 2015
CS Items - NPCR Required - SSF 5 (CS) - 2016+
CS Items - NPCR Required - SSF 6 (CS) - 2015
CS Items - NPCR Required - SSF 6 (CS) - 2016+
CS Items - NPCR Required - SSF 7 (CS)
CS Items - NPCR Required - SSF 8 (CS) - 2015
CS Items - NPCR Required - SSF 8 (CS) - 2016+
CS Items - NPCR Required - SSF 9 (CS) - 2015
CS Items - NPCR Required - SSF 9 (CS) - 2016+
CS Items - Required for Staging - SSF 1 (NAACCR)
CS Items - Required for Staging - SSF 10 (NAACCR)
CS Items - Required for Staging - SSF 11 (NAACCR)
CS Items - Required for Staging - SSF 12 (NAACCR)

CS Items - Required for Staging - SSF 13 (NAACCR)
CS Items - Required for Staging - SSF 14 (NAACCR)
CS Items - Required for Staging - SSF 15 (NAACCR)
CS Items - Required for Staging - SSF 16 (NAACCR)
CS Items - Required for Staging - SSF 17 (NAACCR)
CS Items - Required for Staging - SSF 18 (NAACCR)
CS Items - Required for Staging - SSF 19 (NAACCR)
CS Items - Required for Staging - SSF 2 (NAACCR)
CS Items - Required for Staging - SSF 20 (NAACCR)
CS Items - Required for Staging - SSF 21 (NAACCR)
CS Items - Required for Staging - SSF 22 (NAACCR)
CS Items - Required for Staging - SSF 23 (NAACCR)
CS Items - Required for Staging - SSF 24 (NAACCR)
CS Items - Required for Staging - SSF 3 (NAACCR)
CS Items - Required for Staging - SSF 4 (NAACCR)
CS Items - Required for Staging - SSF 5 (NAACCR)
CS Items - Required for Staging - SSF 6 (NAACCR)
CS Items - Required for Staging - SSF 7 (NAACCR)
CS Items - Required for Staging - SSF 8 (NAACCR)
CS Items - Required for Staging - SSF 9 (NAACCR)
CS Items - SEER Required - Non-SSF (CS)
CS Items - SEER Required - SSF 1 (CS)
CS Items - SEER Required - SSF 10 (CS)
CS Items - SEER Required - SSF 11 (CS)
CS Items - SEER Required - SSF 12 (CS)
CS Items - SEER Required - SSF 13 (CS)
CS Items - SEER Required - SSF 14 (CS)
CS Items - SEER Required - SSF 15 (CS)
CS Items - SEER Required - SSF 16 (CS)
CS Items - SEER Required - SSF 17 (CS)
CS Items - SEER Required - SSF 18 (CS)
CS Items - SEER Required - SSF 19 (CS)
CS Items - SEER Required - SSF 2 (CS)
CS Items - SEER Required - SSF 20 (CS)
CS Items - SEER Required - SSF 21 (CS)
CS Items - SEER Required - SSF 22 (CS)
CS Items - SEER Required - SSF 23 (CS)
CS Items - SEER Required - SSF 24 (CS)
CS Items - SEER Required - SSF 25 (CS)
CS Items - SEER Required - SSF 3 (CS)
CS Items - SEER Required - SSF 4 (CS)

CS Items - SEER Required - SSF 5 (CS)
CS Items - SEER Required - SSF 6 (CS)
CS Items - SEER Required - SSF 7 (CS)
CS Items - SEER Required - SSF 8 (CS)
CS Items - SEER Required - SSF 9 (CS)
CS Items, DX Post 2017 (CS)
CS Items, DX Pre-2004 (CS)
CS Items, DX Pre-2004 (SEER)
CS Items, Type Reporting Source-DCO (CS)
CS Items, Type Reporting Source-DCO (SEER)
CS LN, Nodes Eval, SSF 3, MelanomaSkin (CS)
CS LN, Nodes Eval, SSF 3, MerkelCellPenis (CS)
CS LN, Nodes Eval, SSF 3, MerkelCellScrotum (CS)
CS LN, Nodes Eval, SSF 3, MerkelCellSkin (CS)
CS LN, Nodes Eval, SSF 3, MerkelCellVulva (CS)
CS LN, RNP, Nodes Eval, SSF 3, MelanomaSkin (CS)
CS Lymph Nodes (CS)
CS Lymph Nodes Eval (CS)
CS Lymph Nodes Eval, Lymph Nodes, Breast Schema (CS)
CS Lymph Nodes Eval, Nodes Ex (CS)
CS Lymph Nodes Eval, Schema (CS)
CS Lymph Nodes, IntracranialGland Schema (CS)
CS Lymph Nodes, LN Nodes Eval, RNP, Testis (CS)
CS Lymph Nodes, Lymph Nodes Eval, RNP (CS)
CS Lymph Nodes, MyelomaPlasmaCellDisorder (CS)
CS Lymph Nodes, Nodes Pos, ColoAppRectal (CS)
CS Lymph Nodes, Nodes Pos, MelanomaSkin (CS)
CS Lymph Nodes, Nodes Pos, MerkelCell Schemas (CS)
CS Lymph Nodes, Nodes Pos, SSF 3, Breast Schema (CS)
CS Lymph Nodes, Regional Nodes Positive (CS)
CS Lymph Nodes, Schema (CS)
CS Lymph Nodes, SSF 1, Head/Neck Schemas (CS)
CS Lymph Nodes, SSF 17, Penis (CS)
CS Lymph Nodes, SSF 3, Nodes Eval, MelanomaSkin (CS)
CS Lymph Nodes, SSF 3, Nodes Eval, MerkelCell (CS)
CS Lymph Nodes, SSF 4, 5, Breast Schema (CS)
CS Mets at DX (CS)
CS Mets at DX, Colon Schema (CS)
CS Mets at DX, Lung, Laterality (CS)
CS Mets at DX, Rectum Schema (CS)
CS Mets at DX, Schema (CS)

CS Mets at DX, SSF 20, Breast Schema (CS)
CS Mets at DX, SSF 4, MelanomaChor/Cil/Iris (CS)
CS Mets at DX-BBLL, LymphomaOcularAdnexa (CS)
CS Mets at DX-BBLL, MycosisFungoides (CS)
CS Mets at DX-Bone (CS)
CS Mets at DX-Bone, CS Mets at DX (CS)
CS Mets at DX-Brain (CS)
CS Mets at DX-Brain, CS Mets at DX (CS)
CS Mets at DX-Liver (CS)
CS Mets at DX-Liver, CS Mets at DX (CS)
CS Mets at DX-Lung (CS)
CS Mets at DX-Lung, CS Mets at DX (CS)
CS Mets Eval (CS)
CS Mets Eval, Mets at DX, CS Version Inp Orig (CS)
CS Mets Eval, Schema (CS)
CS Over-ride CS 20, Date of Diagnosis (NPCR)
CS Over-ride CS 20, Rpt Srce, CS Fields (NPCR)
CS Over-rides (NPCR)
CS Reg Nodes Ex, Pos, Site, Hist ICDO3, Report (CS)
CS Schema, Path Grade System, Grade (CS)
CS Site-Specific Factor 1 (CS)
CS Site-Specific Factor 1, Schema (CS)
CS Site-Specific Factor 1, Schema (SEER)
CS Site-Specific Factor 2 (CS)
CS Site-Specific Factor 2, Schema (CS)
CS Site-Specific Factor 2, Schema (SEER)
CS Site-Specific Factor 3 (CS)
CS Site-Specific Factor 3, Schema (CS)
CS Site-Specific Factor 3, Schema (SEER)
CS Site-Specific Factor 4 (CS)
CS Site-Specific Factor 4, Schema (CS)
CS Site-Specific Factor 5 (CS)
CS Site-Specific Factor 5, Schema (CS)
CS Site-Specific Factor 6 (CS)
CS Site-Specific Factor 6, Schema (CS)
CS Site-Specific Factor 7 (CS)
CS Site-Specific Factor 7, Schema (CS)
CS Site-Specific Factor 8 (CS)
CS Site-Specific Factor 8, Schema (CS)
CS Site-Specific Factor 9 (CS)
CS Site-Specific Factor 9, Schema (CS)

CS Site-Specific Factor10 (CS)
CS Site-Specific Factor10, Schema (CS)
CS Site-Specific Factor10, Schema (SEER)
CS Site-Specific Factor11 (CS)
CS Site-Specific Factor11, Schema (CS)
CS Site-Specific Factor12 (CS)
CS Site-Specific Factor12, Schema (CS)
CS Site-Specific Factor13 (CS)
CS Site-Specific Factor13, Schema (CS)
CS Site-Specific Factor14 (CS)
CS Site-Specific Factor14, Schema (CS)
CS Site-Specific Factor15 (CS)
CS Site-Specific Factor15, Schema (CS)
CS Site-Specific Factor16 (CS)
CS Site-Specific Factor16, Schema (CS)
CS Site-Specific Factor17 (CS)
CS Site-Specific Factor17, Schema (CS)
CS Site-Specific Factor18 (CS)
CS Site-Specific Factor18, Schema (CS)
CS Site-Specific Factor19 (CS)
CS Site-Specific Factor19, Schema (CS)
CS Site-Specific Factor20 (CS)
CS Site-Specific Factor20, Schema (CS)
CS Site-Specific Factor21 (CS)
CS Site-Specific Factor21, Schema (CS)
CS Site-Specific Factor22 (CS)
CS Site-Specific Factor22, Schema (CS)
CS Site-Specific Factor23 (CS)
CS Site-Specific Factor23, Schema (CS)
CS Site-Specific Factor24 (CS)
CS Site-Specific Factor24, Schema (CS)
CS Site-Specific Factor25 (CS)
CS Site-Specific Factor25, Schema (CS)
CS SSF 1, Behavior, Lung Schema (CS)
CS SSF 1, Brain, CNSOther, IntracranialGland (CS)
CS SSF 1, CS SSF 3, Lower GI Schemas (CS)
CS SSF 1, Extension, Gyn Schemas (CS)
CS SSF 1, Extension, KidneyParenchyma Schema (CS)
CS SSF 1, Histol, Urothelial Schemas (CS)
CS SSF 1, Lymph Nodes, CorpusAdenosarcoma (CS)
CS SSF 1, Lymph Nodes, CorpusCarcinoma (CS)

CS SSF 1, Lymph Nodes, CorpusSarcoma (CS)
CS SSF 1, RX Summ--Surg, Retinoblastoma (SEER)
CS SSF 1, RX Summ--Surg, Retinoblastoma Schema (CS)
CS SSF 1, Skin/Scrotum/Merkel Cell Schemas (CS)
CS SSF 1, SSF 2, Prostate Schema (CS)
CS SSF 1, SSF 2, SSF 15, SSF 16, Breast (CS)
CS SSF 1, Surg, DX/Stg, Sarcomas (CS)
CS SSF 1, Surg, DX/Stg, Skin/Scrotum/Merkel (CS)
CS SSF 1, Surg, Sarcomas (CS)
CS SSF 1, Surg, Skin/Scrotum/Merkel (CS)
CS SSF 1, Surg, Urothelial Schemas (CS)
CS SSF 1, Surgery, KidneyParenchyma Schema (CS)
CS SSF 1, TS/Ext Eval, Retinoblastoma Schema (CS)
CS SSF 1, Upper GI Schemas (CS)
CS SSF 1-9, Head and Neck Schemas (CS)
CS SSF 10, Lymph Nodes, Vulva Schema (CS)
CS SSF 10, SSF 11, Breast (CS)
CS SSF 10, SSF 11, Surgery, DX/Stg, Breast (CS)
CS SSF 10, SSF 16, Testis (CS)
CS SSF 11, GISTAppendix, Colon, Rectum (CS)
CS SSF 11, Lip/OralCavity/Nasal Schemas (CS)
CS SSF 11, Lymph Nodes, Vulva (CS)
CS SSF 11, Surg, Appendix Schema (CS)
CS SSF 11, Surg, DX/Stg Proc, Appendix Schema (CS)
CS SSF 11, Surg, DX/Stg Proc, Skin Schema (CS)
CS SSF 11, Surg, Skin Schema (CS)
CS SSF 12, SSF 13, Breast (CS)
CS SSF 12, SSF 13, Prostate Schema (CS)
CS SSF 12, SSF 13, Surgery, DX/Stg, Breast (CS)
CS SSF 12, SSF 13, Testis (CS)
CS SSF 13, Extension, Prostate Schema (CS)
CS SSF 14, SSF 15, Testis (CS)
CS SSF 14, Surgery, DX/Stg, Breast (CS)
CS SSF 15, SSF 9, 11, 13, 14, Breast (CS)
CS SSF 16, MerkelCell Schemas (CS)
CS SSF 16, Skin and Scrotum Schemas (CS)
CS SSF 17, MerkelCell Schemas (CS)
CS SSF 18, MerkelCell Schemas (CS)
CS SSF 2, Dx Conf, KidneyRenalPelvis (CS)
CS SSF 2, Ext, KidneyRenalPelvis (CS)
CS SSF 2, Extension, KidneyParenchyma Schema (CS)

CS SSF 2, Extension, Ovary Schema (CS)
CS SSF 2, LN, LN Eval, RNP, SmallIntestine (CS)
CS SSF 2, Lower GI Schemas (CS)
CS SSF 2, Lymph Nodes, Bladder (CS)
CS SSF 2, Lymph Nodes, Ovary (CS)
CS SSF 2, Lymph Nodes, PeritoneumFemaleGen (CS)
CS SSF 2, Lymph Nodes, Vagina (CS)
CS SSF 2, Mets at DX, Vagina (CS)
CS SSF 2, MyelomaPlasmaCellDisorder (CS)
CS SSF 2, RX Summ--Surg, DX/Stg, Pleura (CS)
CS SSF 2, RX Summ--Surg, Oth, DX/Stg, Lung (CS)
CS SSF 2, RX Summ--Surg, Pleura (CS)
CS SSF 2, SSF 3, Vagina (CS)
CS SSF 2, Surg, KidneyRenalPelvis (CS)
CS SSF 2, Surgery, KidneyParenchyma Schema (CS)
CS SSF 21, TS/Ext Eval, LN Eval, Breast (CS)
CS SSF 22, SSF 23, Breast (CS)
CS SSF 22, SSF 23, Surgery, DX/Stg, Breast (CS)
CS SSF 25, PeritoneumFemaleGen (CS)
CS SSF 25, PeritoneumFemaleGen (SEER)
CS SSF 3, Breast Schema (CS)
CS SSF 3, Extension, KidneyParenchyma Schema (CS)
CS SSF 3, Lymph Nodes, Bladder (CS)
CS SSF 3, Mets at Dx, KidneyParenchyma Schema (CS)
CS SSF 3, MyelomaPlasmaCellDisorder (CS)
CS SSF 3, RX Summ--Scope Reg LN Sur, Vagina (CS)
CS SSF 3, RX Summ--Surg, Prostate (SEER)
CS SSF 3, RX Summ--Surg, Prostate Schema (CS)
CS SSF 3, RX Summ--SurgMargins, Prost Schema (CS)
CS SSF 3, SSF 4, Prostate Schema (CS)
CS SSF 3, TS/Ext Eval, Prostate Schema (CS)
CS SSF 4, 5, 6, MelanomaSkin (CS)
CS SSF 4, CS SSF 5, Liver Schema (CS)
CS SSF 4, LymphNodes, NodesPos, ColoRectal (CS)
CS SSF 4, Mets at DX, Vagina (CS)
CS SSF 4, RX Summ--Surg, Testis Schema (CS)
CS SSF 4, SSF 5, Vagina (CS)
CS SSF 4, Surg, DX/Stg, KidneyParenchyma (CS)
CS SSF 4, Surgery, KidneyParenchyma Schema (CS)
CS SSF 5, GISTPeritoneum (CS)
CS SSF 5, Lymph Nodes, Testis (CS)

CS SSF 5, RX Summ--Surg, ColoRectal (CS)
CS SSF 5, SSF 7, RX Summ--Surg Other, Vagina (CS)
CS SSF 6, Breast Schema (CS)
CS SSF 6, CS SSF 7, Liver Schema (CS)
CS SSF 6, GISTEsoph, SmallIntest, Stomach (CS)
CS SSF 6, Histology, KidneyParenchyma Schema (CS)
CS SSF 6, Mets at DX, Vagina (CS)
CS SSF 6, RX Summ--Surg, ColoRectal (CS)
CS SSF 6, SSF 12, Testis (CS)
CS SSF 6, SSF 7, Testis (CS)
CS SSF 6, SSF 7, Vagina (CS)
CS SSF 6, Tumor Size, Breast Schema (CS)
CS SSF 7, 8, 12, 13, Prostate Schema (CS)
CS SSF 7, MelanomaSkin (CS)
CS SSF 7, SSF 13, Testis (CS)
CS SSF 7, SSF 8, Prostate Schema (CS)
CS SSF 8, CS SSF 9, Breast (CS)
CS SSF 8, CS SSF 9, Surgery, DX/Stg, Breast (CS)
CS SSF 8, Lymph Nodes, KidneyParenchyma (CS)
CS SSF 8, RX Summ--Surg, ColoRectal (CS)
CS SSF 8, RX Summ--Surg, DX/Stg, ColoRectal (CS)
CS SSF 8, SSF 10, Grade, Prostate (SEER)
CS SSF 8, SSF 14, Testis (CS)
CS SSF 8, SSF 9, Testis (CS)
CS SSF 9, Head and Neck Schemas (CS)
CS SSF 9, SSF 10, Prostate Schema (CS)
CS SSF 9, SSF 15, Testis (CS)
CS SSF 9, Surgery, HeadNeck Schemas (CS)
CS SSF 9, Surgery, MelanomaChor/Cil/Iris (CS)
CS TS/Ext Eval, Surg/Rad Seq, Prostate (CS)
CS TS/Ext Eval, Surgery, Bladder Schema (CS)
CS TS/Ext Eval, Surgery, Prostate Schema (CS)
CS TS/Ext Eval, Sys/Surg Seq, Prostate (CS)
CS Tumor Size (CS)
CS Tumor Size, Schema (CS)
CS Tumor Size, Site, Histol ICDO3 (CS)
CS Tumor Size, SSF 1, MelanomaConjunctiva (CS)
CS Tumor Size/Ext Eval (CS)
CS Tumor Size/Ext Eval, Schema (CS)
CS Validate Schema (CS)
CS Validate Schema (NPCR)

CS Verify CStage Version 0205xx (CS)
CS Version Derived (CS)
CS Version Input Current (CS)
CS Version Input Current, CS Version Derived (CS)
CS Version Input Original (CS)
CS Version Input Original, CS Version Derived (CS)
CS Version Input Original, Version Input Curr (CS)
Date 1st Crs RX COC (COC)
Date 1st Crs RX COC Flag (NAACCR)
Date 1st Crs RX COC, Date Flag (COC)
Date 1st Crs RX COC, Date Flag (NPCR)
Date 1st Crs RX COC, Date Initial RX SEER (NPCR)
Date 1st Crs RX COC, Date of Diagnosis (COC)
Date 1st Crs RX COC, Date of Last Contact (COC)
Date 1st Crs RX COC, Dates of RX (COC)
Date 1st Crs RX COC, Dates of RX (NAACCR)
Date Case Completed (NAACCR DATEEDIT)
Date Case Completed, Date of Diagnosis (NAACCR)
Date Case Completed--CoC (COC)
Date Case Completed--CoC, Date of Diagnosis (COC)
Date Case Initiated (NAACCR)
Date Case Last Changed (NAACCR)
Date Case Report Exported (NAACCR DATEEDIT)
Date Case Report Loaded (NAACCR DATEEDIT)
Date Case Report Received (NAACCR DATEEDIT)
Date Conclusive DX (SEER)
Date Conclusive DX Flag (NAACCR)
Date Conclusive DX, Date Flag (NAACCR)
Date Conclusive DX, Date of DX (CCCR)
Date Conclusive DX, Date of DX (SEER IF164)
Date Initial RX SEER (NAACCR)
Date Initial RX SEER Flag (NAACCR)
Date Initial RX SEER, Ca Dir RX 2003 (SEER IF180)
Date Initial RX SEER, Ca Dir RX 98-02 (SEER IF179)
Date Initial RX SEER, Ca Dir RX Pre-98 (SEER IF34)
Date Initial RX SEER, Ca Dir RX, Schema ID (SEER)
Date Initial RX SEER, Date Flag (NAACCR)
Date Initial RX SEER, Date Flag (NPCR)
Date Initial RX SEER, Date Last Cont (NAACCR IF35)
Date Initial RX SEER, Date of DX (NAACCR IF18)
Date of 1st Contact (COC)

Date of 1st Contact Flag (NAACCR)
Date of 1st Contact, Date Flag (NAACCR)
Date of Birth (NAACCR)
Date of Birth Flag (NAACCR)
Date of Birth, Date Flag (NAACCR)
Date of Birth, Date of Diagnosis (NAACCR IF47)
Date of Death Canada, Date Flag (CCCR)
Date of Death--Canada (CCCR)
Date of Death--Canada, Vital Status (NAACCR)
Date of Death--CanadaFlag (NAACCR)
Date of Diagnosis (NAACCR DATEEDIT)
Date of Diagnosis Flag (NAACCR)
Date of Diagnosis, Date Flag (NAACCR)
Date of Diagnosis, EOD Coding Sys, EOD (SEER IF33)
Date of Diagnosis, Required (NAACCR)
Date of Inpt Adm (NAACCR)
Date of Inpt Adm Flag (NAACCR)
Date of Inpt Adm, Date Flag (NAACCR)
Date of Inpt Disch (NAACCR)
Date of Inpt Disch Flag (NAACCR)
Date of Inpt Disch, Date Flag (NAACCR)
Date of Last Cancer (tumor) Status (COC)
Date of Last Cancer (tumor) Status Flag (COC)
Date of Last Cancer (tumor) Status, Date 1st Crs RX COC (COC)
Date of Last Cancer (tumor) Status, Date Flag (COC)
Date of Last Cancer (tumor) Status, Date Flag, Class, Date DX (COC)
Date of Last Cancer (tumor) Status, Date Last Contact (COC)
Date of Last Cancer (tumor) Status, Date of 1st Contact (COC)
Date of Last Cancer (tumor) Status, Date of Diagnosis (COC)
Date of Last Cancer (tumor) Status, Recurrence Date--1st (COC)
Date of Last Contact (NAACCR DATEEDIT)
Date of Last Contact Flag (NAACCR)
Date of Last Contact, Cause of Death (SEER IF12)
Date of Last Contact, Date Flag (NAACCR)
Date of Last Contact, Date of Diag (NAACCR IF19)
Date of Mult Tum, Lymphoma/Leukem/Unk Site (NAACCR)
Date of Mult Tumors (SEER)
Date of Mult Tumors Flag (NAACCR)
Date of Mult Tumors, Date Flag (NAACCR)
Date of Mult Tumors, Date of DX (CCCR)
Date of Mult Tumors, Date of DX (SEER IF165)

Date of Sentinel Lymph Node Biopsy (COC)
Date of Sentinel Lymph Node Biopsy Flag (COC)
Date of Sentinel Lymph Node Biopsy Flag, RX Summ Scope Reg LN Sur (COC)
Date of Sentinel Lymph Node Biopsy, Date Flag (COC)
Date of Sentinel Lymph Node Biopsy, Date Last Contact (COC)
Date of Sentinel Lymph Node Biopsy, Date of 1st Contact, Class of Case (COC)
Date of Sentinel Lymph Node Biopsy, Date of Diagnosis (COC)
Date of Sentinel Lymph Node Biopsy, Schema ID, Date DX (COC)
Date of Sentinel Lymph Node Biopsy, Schema ID, Date DX (SEER)
Date Regional Lymph Node Dissection (COC)
Date Regional Lymph Node Dissection Flag (COC)
Date Regional Lymph Node Dissection, Date Flag (COC)
Date Regional Lymph Node Dissection, Date Flag, Date DX (COC)
Date Regional Lymph Node Dissection, Date Flag, Date DX, CoC Flag (SEER)
Date Regional Lymph Node Dissection, Date Last Contact (COC)
Date Regional Lymph Node Dissection, Date of 1st Contact, Class of Case (COC)
Date Regional Lymph Node Dissection, Date of Diagnosis (COC)
Date Regional Lymph Node Dissection, RX Date Surgery (NAACCR)
Date Regional Lymph Node Dissection, RX Date Surgery, CoC Flag (SEER)
Date Tumor Record Availbl (NAACCR DATEEDIT)
DC State File Number, Vital Status (NAACCR)
Death Certificate Only, RX (NPCR)
Derived AJCC--Flag (CS)
Derived AJCC--Flag, Derived AJCC (COC)
Derived AJCC--Flag, Derived AJCC (SEER)
Derived AJCC-6 M (CS)
Derived AJCC-6 M Descriptor (CS)
Derived AJCC-6 N (CS)
Derived AJCC-6 N Descriptor (CS)
Derived AJCC-6 Stage Group (CS)
Derived AJCC-6 T (CS)
Derived AJCC-6 T Descriptor (CS)
Derived AJCC-7 M (CS)
Derived AJCC-7 M Descriptor (CS)
Derived AJCC-7 N (CS)
Derived AJCC-7 N Descript (CS)
Derived AJCC-7 Stage Group (CS)
Derived AJCC-7 T (CS)
Derived AJCC-7 T Descript (CS)
Derived CS Items, Date of DX (CCCR)
Derived CS Items, Date of DX (COC)

Derived CS Items, Date of DX (NPCR)
Derived CS Items, Date of DX (SEER)
Derived CS Items, DX Post 2017 (CS)
Derived CS Items, DX Pre-2004 (CS)
Derived EOD 2018 M (SEER)
Derived EOD 2018 N (SEER)
Derived EOD 2018 Stage Group (SEER)
Derived EOD 2018 T (SEER)
Derived EOD 2018, Date of DX (SEER)
Derived SEER Clin Stg Grp (SEER)
Derived SEER Cmb M Src (SEER)
Derived SEER Cmb N Src (SEER)
Derived SEER Cmb Stg Grp (SEER)
Derived SEER Cmb T Src (SEER)
Derived SEER Combined M (SEER)
Derived SEER Combined N (SEER)
Derived SEER Combined T (SEER)
Derived SEER Path Stg Grp (SEER)
Derived SS1977 (CS)
Derived SS1977--Flag (CS)
Derived SS1977--Flag, Derived SS1977 (CS)
Derived SS2000 (CS)
Derived SS2000, Behavior ICDO3 (CS)
Derived SS2000--Flag (CS)
Derived SS2000--Flag, Derived SS2000 (CS)
Derived Summary Stage 2018 (SEER)
Derived Summary Stage 2018, Date of DX (SEER)
Derived Summary Stage 2018, Schema ID (SEER)
Diagnostic Confirm, Seq Num--Central (SEER IF23)
Diagnostic Confirm, Seq Num--Hosp (COC)
Diagnostic Confirmation (SEER DXCONF)
Diagnostic Confirmation, Behavior ICDO2 (SEER IF31)
Diagnostic Confirmation, Behavior ICDO3 (SEER IF31)
Diagnostic Confirmation, Date of Diag (SEER IF55)
Diagnostic Confirmation, Histology ICDO2 (SEER IF48)
Diagnostic Confirmation, Histology ICDO3 (SEER IF48)
Diagnostic Proc 73-87 (SEER DXINFO)
Edit Over-rides (NAACCR)
Edit Over-rides (SEER REVIEWFL)
EDP MDE Link (NPCR)
EDP MDE Link Date (NPCR)

EDP MDE Link, Date, Primary Site (NPCR)
EDP MDE Link, EDP MDE Link Date (NPCR)
EOD Mets (SEER)
EOD Mets, Type of Reporting Source (SEER)
EOD Primary Tumor (SEER)
EOD Regional Nodes (SEER)
EOD Regional Nodes, Regional Nodes Positive (SEER)
EOD--Ext Prost Path,RX Summ--Surg Prim Site (SEER)
EOD--Ext Prost Path,RX Summ--Surg Sit 98-02 (SEER)
EOD--Extension (SEER)
EOD--Extension Prost Path (SEER)
EOD--Extension Prost Path, Prim Site, ICDO2 (NAACCR)
EOD--Extension Prost Path, Prim Site, ICDO3 (NAACCR)
EOD--Extension, Primary Site, ICDO3 (NAACCR)
EOD--Lymph Node Involv (SEER)
EOD--Lymph Node Involv, Prim Site, ICDO3 (NAACCR)
EOD--Lymph Node Involv, Reg Nodes Pos,ICDO2 (NAACCR)
EOD--Lymph Node Involv, Reg Nodes Pos,ICDO3 (NAACCR)
EOD--Old 13 digit (SEER)
EOD--Old 13 digit, Primary Site (SEER IF2613DG)
EOD--Old 13 digit, Primary Site, Hist (SEER IF01)
EOD--Old 2 digit (SEER)
EOD--Old 2 digit, Morphology (SEER IF26NSPC)
EOD--Old 2 digit, Primary Site (SEER IF262DIG)
EOD--Old 4 digit (SEER IF264DIG_P1)
EOD--Old 4 digit_2, Size (SEER IF264DIG_P2)
EOD--Old 4 digit_3, Extension-In Situ (SEER IF264DIG_P3)
EOD--Old 4 digit_4, Extension-Malig (SEER IF264DIG_P4)
EOD--Old 4 digit_5, LymphNodes-In Situ (SEER IF264DIG_P5)
EOD--Old 4 digit_6, LymphNodes-Malig (SEER IF264DIG_P6)
EOD--Reg Nodes Ex,ReNodes Pos, Site, ICDO2 (NAACCR)
EOD--Reg Nodes Ex,ReNodes Pos, Site, ICDO3 (NAACCR)
EOD--Tumor Size (COC)
EOD--Tumor Size, Date of Diagnosis (COC)
EOD--Tumor Size, Primary Site, ICDO3 (NAACCR)
EOD2018, Date of Diagnosis (SEER)
ER Summary, Breast, ER Percent (NAACCR)
ER Summary, Breast, ER Percent, CoC Flag (SEER)
Esophagus and EGJ Tumor Epicenter, Date DX (NAACCR)
Esophagus and EGJ Tumor Epicenter, Schema ID, Required (NAACCR)
Estrogen Receptor Percent Positive or Range, Date DX (NAACCR)

Estrogen Receptor Percent Positive or Range, Schema ID, Required (NAACCR)
Estrogen Receptor Percent Positive or Range, Schema ID, Required, CoC Flag (SEER)
Estrogen Receptor Summary, Date DX (NAACCR)
Estrogen Receptor Summary, Schema ID, Required (NAACCR)
Estrogen Receptor Total Allred Score, Date DX (NAACCR)
Estrogen Receptor Total Allred Score, Schema ID, Required (NAACCR)
Estrogen Receptor Total Allred Score, Schema ID, Required, CoC Flag (SEER)
EthnSrc, Date of Diag (SEER IF72)
Extent of Disease 12-Digit ICDO3 (SEER IF26E98)
Extranodal Extension Clin (non-Head and Neck), Date DX (NAACCR)
Extranodal Extension Clin (non-Head and Neck), Schema ID, Required (NAACCR)
Extranodal Extension Clin (non-Head and Neck), Schema ID, Required, CoC Flag (SEER)
Extranodal Extension Head and Neck Clin/Path, EOD Regional Nodes, CoC Flag (SEER)
Extranodal Extension Head and Neck Clin/Path, Summary Stage 2018 (NAACCR)
Extranodal Extension Head and Neck Clin/Path, Summary Stage 2018, CoC Flag (SEER)
Extranodal Extension Head and Neck Clinical, Date DX (NAACCR)
Extranodal Extension Head and Neck Clinical, Schema ID, Required (NAACCR)
Extranodal Extension Head and Neck Clinical, Schema ID, Required, CoC Flag (SEER)
Extranodal Extension Head and Neck Path, EOD Regional Nodes (SEER)
Extranodal Extension Head and Neck Path, Reg Nodes Pos/Ex (NAACCR)
Extranodal Extension Head and Neck Path, Summary Stage 2018 (NAACCR)
Extranodal Extension Head and Neck Pathological, Date DX (NAACCR)
Extranodal Extension Head and Neck Pathological, Schema ID, Required (NAACCR)
Extranodal Extension Path (non-Head and Neck), Date DX (NAACCR)
Extranodal Extension Path (non-Head and Neck), Reg Nodes Pos/Ex (NAACCR)
Extranodal Extension Path (non-Head and Neck), Reg Nodes Pos/Ex, CoC Flag (SEER)
Extranodal Extension Path (non-Head and Neck), Schema ID, Required (NAACCR)
Extranodal Extension Path (non-Head and Neck), Schema ID, Required, CoC Flag (SEER)
Extranodal Extension, Merkel Cell, EOD Regional Nodes, CoC Flag (SEER)
Extranodal Extension, Merkel Cell, Summary Stage 2018 (NAACCR)
Extranodal Extension, Merkel Cell, Summary Stage 2018, CoC Flag (SEER)
Extranodal Extension, Penis, EOD Regional Nodes, CoC Flag (SEER)
Extranodal Extension, Penis, Summary Stage 2018 (NAACCR)
Extranodal Extension, Penis, Summary Stage 2018, CoC Flag (SEER)
Extravascular Matrix Patterns, Date DX (NAACCR)
Extravascular Matrix Patterns, Schema ID, Required (NAACCR)
Extravascular Matrix Patterns, Schema ID, Required, CoC Flag (SEER)
Fibrosis Score, Date DX (NAACCR)
Fibrosis Score, Schema ID, Required (NAACCR)
Fibrosis Score, Schema ID, Required, CoC Flag (SEER)
FIGO Stage, Behavior (NAACCR)

FIGO Stage, Date DX (NAACCR)
FIGO Stage, Gynecologic, EOD Primary Tumor (SEER)
FIGO Stage, Gynecologic, Schema ID (NAACCR)
FIGO Stage, Schema ID, Required (NAACCR)
FIGO Stage, Summary Stage 2018 (NAACCR)
Follow-Up Contact--City (SEER)
Follow-Up Contact--Name (SEER)
Follow-Up Contact--No/St (SEER)
Follow-Up Contact--Postal (SEER)
Follow-Up Contact--State (SEER)
Follow-Up Contact--Suppl (SEER)
Follow-Up Source (COC)
Follow-Up Source (NAACCR)
Follow-up Source Central (NAACCR)
Follow-up Source Central, Date of DX (NPCR)
Follow-Up Source Central, Vital Status (NPCR)
Follow-Up Source, Date of Diagnosis (COC)
Follow-Up Source, Vital Status (COC)
Following Registry (COC)
Following Registry (NAACCR)
Following Registry, Date of Diagnosis (COC)
Followup Contact--Country (NAACCR)
Followup Contact--Country, Date of Diag (NAACCR)
GeolocationID - 1970/80/90 (NAACCR)
GeolocationID - 2000 (NAACCR)
GeolocationID - 2010 (NAACCR)
GeolocationID - 2020 (NAACCR)
Gestational Trophoblastic Prognostic Scoring Index, AJCC TNM Stage (NAACCR)
Gestational Trophoblastic Prognostic Scoring Index, Date DX (NAACCR)
Gestational Trophoblastic Prognostic Scoring Index, Schema ID, Required (NAACCR)
GIS Coordinate Quality (NAACCR)
Gleason Patterns Clinical, Date DX (NAACCR)
Gleason Patterns Clinical, Grade Clinical (NAACCR)
Gleason Patterns Clinical, Schema ID, Required (NAACCR)
Gleason Patterns Pathological, Date DX (NAACCR)
Gleason Patterns Pathological, Grade Pathological (NAACCR)
Gleason Patterns Pathological, Prostate Pathological Extension (SEER)
Gleason Patterns Pathological, Schema ID, Required (NAACCR)
Gleason Patterns/Score Clinical, RX Summ--DX/Stg Proc (NAACCR)
Gleason Patterns/Score, Clin/Path (NAACCR)
Gleason Patterns/Score, Clin/Path, CoC Flag (SEER)

Gleason Score Clinical, Date DX (NAACCR)
Gleason Score Clinical, Grade Clinical (NAACCR)
Gleason Score Clinical, Grade Clinical, CoC Flag (SEER)
Gleason Score Clinical, Schema ID, Required (NAACCR)
Gleason Score Clinical, Schema ID, Required, CoC Flag (SEER)
Gleason Score Pathological, Date DX (NAACCR)
Gleason Score Pathological, Grade Pathological (NAACCR)
Gleason Score Pathological, Grade Pathological, CoC Flag (SEER)
Gleason Score Pathological, Schema ID, Required (NAACCR)
Gleason Score Pathological, Schema ID, Required, CoC Flag (SEER)
Gleason Tertiary Pattern, Date DX (NAACCR)
Gleason Tertiary Pattern, Schema ID, Required (NAACCR)
Gleason Tertiary Pattern, Schema ID, Required, CoC Flag (SEER)
Grade (73-91) ICD-O-1 (SEER)
Grade (CCCR)
Grade (COC)
Grade Clin, Grade Path (NAACCR)
Grade Clin,Path,PostTX, Date of Diagnosis (NAACCR)
Grade Clinical (NAACCR)
Grade Path System (COC)
Grade Path System, Grade Path Value, Grade (COC)
Grade Path Value (COC)
Grade Path, Grade Post Therapy (NAACCR)
Grade Path, Grade Post Therapy, Post Therapy Stage (NAACCR)
Grade Pathological (NAACCR)
Grade Pathological, Post Therapy, RX Summ--Prim Site Surg (NAACCR)
Grade Post Therapy (NAACCR)
Grade Post Therapy, Gleason Patterns Pathological (NAACCR)
Grade Post Therapy, Gleason Score Pathological, Tertiary Pattern (NAACCR)
Grade Post Therapy, Gleason Score Pathological, Tertiary Pattern, CoC Flag (SEER)
Grade, Date of Diagnosis (COC)
Grade, Lymphoma Ocular Adnexa, Histologic Type ICD-O-3 (NAACCR)
Grade, Ovary/PPC/FT, Behavior ICD-O-3 (NAACCR)
Grade, Schema ID (NAACCR)
hCG Post-Orchiectomy Lab Value, Date DX (NAACCR)
hCG Post-Orchiectomy Lab Value, Schema ID, Required (NAACCR)
hCG Post-Orchiectomy Lab Value, Schema ID, Required, CoC Flag (SEER)
hCG Post-Orchiectomy Range, Date DX (NAACCR)
hCG Post-Orchiectomy Range, Schema ID, Required (NAACCR)
hCG Pre-Orchiectomy Lab Value, Date DX (NAACCR)
hCG Pre-Orchiectomy Lab Value, Schema ID, Required (NAACCR)

hCG Pre-Orchiectomy Lab Value, Schema ID, Required, CoC Flag (SEER)
hCG Pre-Orchiectomy Range, Date DX (NAACCR)
hCG Pre-Orchiectomy Range, Schema ID, Required (NAACCR)
Hemato ICDO2, Summ Stg 1977, Class of Case (NAACCR)
Hemato ICDO2, Summ Stg 1977, Type Rpt Srce (NAACCR)
Hemato ICDO3, Summ Stg 1977 (NAACCR)
Hematopoietic, TNM, ICDO2 (NAACCR)
Hematopoietic, TNM, ICDO3 (COC)
Hematopoietic, TNM, ICDO3 (NAACCR)
HER2 IHC Summary, Date DX (NAACCR)
HER2 IHC Summary, Schema ID, Required (NAACCR)
HER2 IHC Summary, Schema ID, Required, CoC Flag (SEER)
HER2 ISH Dual Probe Copy Number, Date DX (NAACCR)
HER2 ISH Dual Probe Copy Number, Schema ID, Required (NAACCR)
HER2 ISH Dual Probe Copy Number, Schema ID, Required, CoC Flag (SEER)
HER2 ISH Dual Probe Ratio, Date DX (NAACCR)
HER2 ISH Dual Probe Ratio, Schema ID, Required (NAACCR)
HER2 ISH Dual Probe Ratio, Schema ID, Required, CoC Flag (SEER)
HER2 ISH Single Probe Copy Number, Date Dx (NAACCR)
HER2 ISH Single Probe Copy Number, Schema ID, Required (NAACCR)
HER2 ISH Single Probe Copy Number, Schema ID, Required, CoC Flag (SEER)
HER2 ISH Summary, Date DX (NAACCR)
HER2 ISH Summary, Schema ID, Required (NAACCR)
HER2 ISH Summary, Schema ID, Required, CoC Flag (SEER)
HER2 Overall Summary, Breast, IHC, ISH (NAACCR)
HER2 Overall Summary, Breast, IHC, ISH, CoC Flag (SEER)
HER2 Overall Summary, Date DX (NAACCR)
HER2 Overall Summary, Schema ID, Required (NAACCR)
Heritable Trait, Date DX (NAACCR)
Heritable Trait, Schema ID, Required (NAACCR)
High Risk Cytogenetics, Date DX (NAACCR)
High Risk Cytogenetics, Schema ID, Required (NAACCR)
High Risk Histologic Features, Date DX (NAACCR)
High Risk Histologic Features, Schema ID, Required (NAACCR)
High Risk Histologic Features, Skin, Grade (NAACCR)
Hist ICDO2, Date of DX, ICDO2 Conv Flag (SEER IF84)
Hist ICDO3, Date of DX, ICDO3 Conv Flag (SEER IF86)
Hist/Behav ICDO2, Hist/Behav ICDO3 (SEER IF126)
Histologic Type ICD-O-3, Behavior, Grade (SEER)
Histologic Type ICDO2 (COC)
Histologic Type ICDO3 (SEER)

Histologic Type ICDO3 Conversion (NAACCR)
Histologic Type ICDO3, Solid Tumor Rules (NAACCR)
Histology (73-91) ICD-O-1 (SEER)
Histology ICDO2, Date DX, Date 1st Contact (NAACCR)
Histology ICDO2, Date of Diagnosis (NAACCR)
Histology ICDO2, Histology ICDO3 (SEER IF94)
Histology ICDO3, Date DX, Date 1st Cont (NAACCR)
Histology ICDO3, Date of Diagnosis (NAACCR)
Histology ICDO3, Grade, Date of DX (SEER)
Histology, Primary Site, Tumor Size, ICDO2 (COC)
Histology, Primary Site, Tumor Size, ICDO3 (COC)
HIV Status, Date DX (NAACCR)
HIV Status, Schema ID, Required (NAACCR)
ICD Revision Comorbid (COC)
ICD Revision Number (NPCR)
ICD Revision Number (SEER ICDCODE)
ICD Revision Number, Cause of Death (NAACCR)
ICD Revision Number, Cause of Death (SEER IF37)
ICD Revision, Vital Stat, Date Last Contact (NPCR)
ICD Revisn, Vital Stat, Date Last Cont (SEER IF113)
ICD-O-2 Conversion Flag (SEER ICDOREV)
ICD-O-2 Conversion Flag, Hist, Behav (SEER IF70)
ICD-O-3 Conversion Flag (NAACCR)
ICD-O-3 Conversion Flag, Histology ICDO3 (SEER IF95)
IHS Link (NPCR)
Industry Source (NPCR)
Inpatient Status (NAACCR)
Institution Referred From (COC)
Institution Referred From, Date of Diagnosis (COC)
Institution Referred To (COC)
Institution Referred To, Date of Diagnosis (COC)
International Normalized Ratio Prothrombin Time, Date DX (NAACCR)
International Normalized Ratio Prothrombin Time, Schema ID, Required (NAACCR)
International Normalized Ratio Prothrombin Time, Schema ID, Required, CoC Flag (SEER)
Invasion Beyond Capsule, Date DX (NAACCR)
Invasion Beyond Capsule, Kidney, EOD Primary Tumor (SEER)
Invasion Beyond Capsule, Kidney, Summary Stage 2018 (NAACCR)
Invasion Beyond Capsule, Kidney, Surgery (NAACCR)
Invasion Beyond Capsule, Schema ID, Required (NAACCR)
Ipsilateral Adrenal Gland Involvement, Date DX (NAACCR)
Ipsilateral Adrenal Gland Involvement, Kidney, EOD Tumor, Mets (SEER)

Ipsilateral Adrenal Gland Involvement, Kidney, Summary Stage 2018 (NAACCR)
Ipsilateral Adrenal Gland Involvement, Kidney, Surgery (NAACCR)
Ipsilateral Adrenal Gland Involvement, Schema ID, Required (NAACCR)
JAK2, Date DX (NAACCR)
JAK2, Schema ID, Required (NAACCR)
Ki-67, Date DX (NAACCR)
Ki-67, Schema ID, Required (NAACCR)
Ki-67, Schema ID, Required, CoC Flag (SEER)
KIT Gene Immunohistochemistry, Date DX (NAACCR)
KIT Gene Immunohistochemistry, Schema ID, Required (NAACCR)
KIT Gene Immunohistochemistry, Schema ID, Required, CoC Flag (SEER)
KRAS, Date DX (NAACCR)
KRAS, Schema ID, Required (NAACCR)
Laterality (SEER LATERAL)
Laterality, Primary Site (COC)
Laterality, Primary Site, Date of Diag (SEER IF24)
Laterality, Primary Site, Morph ICDO3 (SEER IF42)
LDH Post-Orchiectomy Range, Date DX (NAACCR)
LDH Post-Orchiectomy Range, Schema ID, Required (NAACCR)
LDH Pre-Orchiectomy Range, Date DX (NAACCR)
LDH Pre-Orchiectomy Range, Schema ID, Required (NAACCR)
LDH Pretreatment Lab Value, Date DX (NAACCR)
LDH Pretreatment Lab Value, Schema ID, Required (NAACCR)
LDH Pretreatment Level, Date DX (NAACCR)
LDH Pretreatment Level, Melanoma, Schema ID, Required (NAACCR)
LDH Pretreatment Level, Myeloma, Schema ID, Required (NAACCR)
LDH Upper Limits of Normal, Date DX (NAACCR)
LDH Upper Limits of Normal, Schema ID, Required (NAACCR)
LDH Upper Limits of Normal, Schema ID, Required, CoC Flag (SEER)
LN Assessment Method Femoral-Inguinal, Date DX (NAACCR)
LN Assessment Method Femoral-Inguinal, Schema ID, Required (NAACCR)
LN Assessment Method Femoral-Inguinal, Schema ID, Required, CoC Flag (SEER)
LN Assessment Method Para-Aortic, Date DX (NAACCR)
LN Assessment Method Para-Aortic, Schema ID, Required (NAACCR)
LN Assessment Method Para-Aortic, Schema ID, Required, CoC Flag (SEER)
LN Assessment Method Pelvic, Date DX (NAACCR)
LN Assessment Method Pelvic, Schema ID, Required (NAACCR)
LN Assessment Method Pelvic, Schema ID, Required, CoC Flag (SEER)
LN Assessment Methods, Gynecologic, Regional Nodes Examined (NAACCR)
LN Assessment Methods, Gynecologic, Regional Nodes Examined, CoC Flag (SEER)
LN Distant Assessment Method, Date DX (NAACCR)

LN Distant Assessment Method, Schema ID, Required (NAACCR)
LN Distant Assessment Method, Schema ID, Required, CoC Flag (SEER)
LN Distant Assessment Method, Surgery Other Site (NAACCR)
LN Distant Assessment Method, Surgery Other Site, CoC Flag (SEER)
LN Distant, Gynecologic, EOD Mets (SEER)
LN Distant, Gynecologic, Mets at DX-Distant LN (NAACCR)
LN Distant, Gynecologic, Mets at DX-Distant LN, CoC Flag (SEER)
LN Distant, Gynecologic, Summary Stage 2018 (NAACCR)
LN Distant, Gynecologic, Summary Stage 2018, CoC Flag (SEER)
LN Distant: Mediastinal, Scalene, Date DX (NAACCR)
LN Distant: Mediastinal, Scalene, Schema ID, Required (NAACCR)
LN Distant: Mediastinal, Scalene, Schema ID, Required, CoC Flag (SEER)
LN Head and Neck Levels I-III, Date DX (NAACCR)
LN Head and Neck Levels I-III, Schema ID, Required (NAACCR)
LN Head and Neck Levels IV-V, Date DX (NAACCR)
LN Head and Neck Levels IV-V, Schema ID, Required (NAACCR)
LN Head and Neck Levels VI-VII, Date DX (NAACCR)
LN Head and Neck Levels VI-VII, Schema ID, Required (NAACCR)
LN Head and Neck Other, Date DX (NAACCR)
LN Head and Neck Other, Schema ID, Required (NAACCR)
LN Head and Neck, EOD Regional Nodes (SEER)
LN Head and Neck, Summary Stage 2018 (NAACCR)
LN Isolated Tumor Cells (ITC), Date DX (NAACCR)
LN Isolated Tumor Cells (ITC), Merkel Cell, EOD Regional Nodes (SEER)
LN Isolated Tumor Cells (ITC), Merkel Cell, Reg Nodes Pos/Ex (NAACCR)
LN Isolated Tumor Cells (ITC), Merkel Cell, Summary Stage 2018 (NAACCR)
LN Isolated Tumor Cells (ITC), Schema ID, Required (NAACCR)
LN Laterality, Date DX (NAACCR)
LN Laterality, Schema ID, Required (NAACCR)
LN Laterality, Vulva, EOD Regional Nodes (SEER)
LN Laterality, Vulva, Summary Stage 2018 (NAACCR)
LN Positive Axillary Level I-II, Breast, EOD Regional Nodes (SEER)
LN Positive Axillary Level I-II, Breast, Reg Nodes Pos/Ex (NAACCR)
LN Positive Axillary Level I-II, Breast, Summary Stage 2018 (NAACCR)
LN Positive Axillary Level I-II, Date DX (NAACCR)
LN Positive Axillary Level I-II, Schema ID, Required (NAACCR)
LN Size, Date DX (NAACCR)
LN Size, Head/Neck, EOD Regional Nodes (SEER)
LN Size, Head/Neck, Summary Stage 2018 (NAACCR)
LN Size, Schema ID, Required (NAACCR)
LN Status Femoral Para-Aortic Pelvic, Gynecologic, EOD Regional Nodes (SEER)

LN Status Femoral Para-Aortic Pelvic, Gynecologic, Summary Stage 2018 (NAACCR)
LN Status Femoral-Inguinal, Para-Aortic, Pelvic, Date DX (NAACCR)
LN Status Femoral-Inguinal, Para-Aortic, Pelvic, Schema ID, Required (NAACCR)
Lymphocytosis, Date DX (NAACCR)
Lymphocytosis, Schema ID, Required (NAACCR)
Lymphoma ICDO3, Site, Summ Stg 1977 (NAACCR)
Lymphoma, EOD--Ext, Summ Stg 1977, ICDO2 (NAACCR)
Lymphoma, EOD--Ext, Summ Stg 2000, ICDO3 (NAACCR)
Lymphoma, EOD--Tumor Size, ICDO2 (NAACCR)
Lymphoma, EOD--Tumor Size, ICDO3 (NAACCR)
Lymphoma, Prim Site, Summ Stg 1977, ICDO2 (NAACCR)
Lymphoma, TNM, ICDO2 (NAACCR)
Lymphoma, TNM, ICDO3 (COC)
Lymphoma, TNM, ICDO3 (NAACCR)
Lymphovascular Invasion (COC)
Lymphovascular Invasion (CS)
Lymphovascular Invasion (SEER)
Lymphovascular Invasion, Date of Diagnosis (COC)
Lymphovascular Invasion, Date of Dx (SEER)
Lymphovascular Invasion, Histology, Behav (COC)
Lymphovascular Invasion, Histology, Behav (CS)
Lymphovascular Invasion, Penis and Testis (CS)
Lymphovascular Invasion, Penis, EOD Primary Tumor (SEER)
Lymphovascular Invasion, Penis, Summary Stage 2018 (NAACCR)
Lymphovascular Invasion, Schema ID (COC)
Lymphovascular Invasion, Testis, EOD Primary Tumor (SEER)
Lymphovascular Invasion, Testis, Summary Stage 2018 (NAACCR)
Major Vein Involvement, Date DX (NAACCR)
Major Vein Involvement, Kidney, EOD Primary Tumor (SEER)
Major Vein Involvement, Kidney, Summary Stage 2018 (NAACCR)
Major Vein Involvement, Kidney, Surgery (NAACCR)
Major Vein Involvement, Schema ID, Required (NAACCR)
Marital Status at DX (SEER MARITAL)
Marital Status at DX, Age at Diagnosis (SEER IF14)
Measured Basal Diameter, Date DX (NAACCR)
Measured Basal Diameter, Schema ID, Required (NAACCR)
Measured Thickness, Date DX (NAACCR)
Measured Thickness, Schema ID, Required (NAACCR)
Medical Record Number (COC)
Medical Record Number (NAACCR)
Medical Record Number, Date of Diagnosis (COC)

Medicare Beneficiary Identifier (NAACCR)
Methylation of O6-Methylguanine-Methyltransferase, Date DX (NAACCR)
Methylation of O6-Methylguanine-Methyltransferase, Schema ID, Required (NAACCR)
Mets at DX-BBDLLO, HemeRetic (SEER)
Mets at DX-BBDLLO, Schema ID (NAACCR)
Mets at DX-Bone (SEER)
Mets at DX-Bone, AJCC TNM Clin M, Path M (COC)
Mets at DX-Bone, Date of Diagnosis (SEER)
Mets at DX-Bone, EOD Mets (SEER)
Mets at DX-Bone, TNM Clin M, Path M (SEER)
Mets at DX-Brain (SEER)
Mets at DX-Brain, AJCC TNM Clin M, Path M (COC)
Mets at DX-Brain, Date of Diagnosis (SEER)
Mets at DX-Brain, EOD Mets (SEER)
Mets at DX-Brain, TNM Clin M, Path M (SEER)
Mets at DX-Distant LN (SEER)
Mets at DX-Distant LN, AJCC TNM Clin M, Path M (COC)
Mets at DX-Distant LN, Date of Diagnosis (SEER)
Mets at DX-Distant LN, EOD Mets (SEER)
Mets at DX-Distant LN, TNM Clin M, Path M (SEER)
Mets at DX-Liver (SEER)
Mets at DX-Liver, AJCC TNM Clin M, Path M (COC)
Mets at DX-Liver, Date of Diagnosis (SEER)
Mets at DX-Liver, EOD Mets (SEER)
Mets at DX-Liver, TNM Clin M, Path M (SEER)
Mets at DX-Lung (SEER)
Mets at DX-Lung, AJCC TNM Clin M, Path M (COC)
Mets at DX-Lung, Date of Diagnosis (SEER)
Mets at DX-Lung, EOD Mets (SEER)
Mets at DX-Lung, TNM Clin M, Path M (SEER)
Mets at DX-Other (SEER)
Mets at DX-Other, AJCC TNM Clin M, Path M (COC)
Mets at DX-Other, Date of Diagnosis (SEER)
Mets at DX-Other, EOD Mets (SEER)
Mets at DX-Other, TNM Clin M, Path M (SEER)
Microsatellite Instability (MSI), Date DX (NAACCR)
Microsatellite Instability (MSI), Schema ID, Required (NAACCR)
Microvascular Density, Date DX (NAACCR)
Microvascular Density, Schema ID, Required (NAACCR)
Microvascular Density, Schema ID, Required, CoC Flag (SEER)
Military Record No Suffix (COC)

Military Record No Suffix, Primary Payer (COC)
Mitotic Count Uveal Melanoma, Date DX (NAACCR)
Mitotic Count Uveal Melanoma, Schema ID, Required (NAACCR)
Mitotic Count Uveal Melanoma, Schema ID, Required, CoC Flag (SEER)
Mitotic Rate Melanoma, Date DX (NAACCR)
Mitotic Rate Melanoma, Schema ID, Required (NAACCR)
Morph (1973-91) ICD-O-1 (SEER OMORPnos)
Morph Coding Sys--Curr, Morph Coding Sys--Orig (COC)
Morph Coding Sys--Current (NAACCR)
Morph Coding Sys--Current, Date of DX (NAACCR)
Morph Coding Sys--Originl (NAACCR)
Morph Coding Sys--Originl, Date of Diagnosis (COC)
Morphology--Type/Behavior ICDO2 (SEER MORPH)
Morphology--Type/Behavior ICDO3 (SEER MORPH)
Mult Tum Rpt As One Prim (SEER)
Mult Tum Rpt As One Prim, Date of DX (CCCR)
Mult Tum Rpt As One Prim, Date of DX (SEER IF155)
Mult Tum Rpt as One Prim, Date of Mult Tum (NAACCR)
Mult Tum Rpt As One Prim, Primary Site (NAACCR)
Mult Tum Rpt, Lymphoma/Leukemia/Unk Site (NAACCR)
Multigene Signature Method, Date DX (NAACCR)
Multigene Signature Method, Schema ID, Required (NAACCR)
Multigene Signature Results, Date DX (NAACCR)
Multigene Signature Results, Schema ID, Required (NAACCR)
Multiplicity Cntr, Date of Mult Tum (SEER IF163)
Multiplicity Cntr, Mult Tum Rpt as One Prim (NAACCR)
Multiplicity Counter (SEER)
Multiplicity Counter, Date of DX (CCCR)
Multiplicity Counter, Date of DX (SEER IF156)
Multiplicity Ctr, Lymphoma/Leukem/Unk Site (NAACCR)
NAACCR Record Version (NAACCR)
Name--Alias (SEER)
Name--First (COC)
Name--First (NPCR)
Name--Last (COC)
Name--Maiden (SEER)
Name--Maiden, Check for Unknown (NAACCR)
Name--Middle (COC)
NCCN International Prognostic Index (IPI), Date DX (NAACCR)
NCCN International Prognostic Index (IPI), Schema ID, Required (NAACCR)
Next Follow-Up Source (COC)

Next Follow-Up Source, Date of Diagnosis (COC)
NHIA Derived Hisp Origin (NAACCR)
Non-Reportable Skin ICDO2 (SEER IF116)
Non-Reportable Skin ICDO3 (SEER IF117)
NPCR Derived AJCC 8 TNM, Date of Diagnosis (NPCR)
NPCR Derived C Stg Grp, Date of Diagnosis (NPCR)
NPCR Derived Clin Stg Grp (NPCR)
NPCR Derived P Stg Grp, Date of Diagnosis (NPCR)
NPCR Derived Path Stg Grp (NPCR)
NPCR-CER Height
NPCR-CER Height, Date of DX
NPCR-CER Source Comorbidity
NPCR-CER Source Comorbidity, Date of DX
NPCR-CER Tobacco Use Cigarettes
NPCR-CER Tobacco Use Cigarettes, Date of DX
NPCR-CER Tobacco Use NOS
NPCR-CER Tobacco Use NOS, Date of DX
NPCR-CER Tobacco Use Other Smoke
NPCR-CER Tobacco Use Other Smoke, Date of DX
NPCR-CER Tobacco Use Smokeless
NPCR-CER Tobacco Use Smokeless, Date of DX
NPCR-CER Weight
NPCR-CER Weight, Date of DX
NPI--Archive FIN (NAACCR)
NPI--Following Registry (NAACCR)
NPI--Inst Referred From (NAACCR)
NPI--Inst Referred To (NAACCR)
NPI--Physician 3 (NAACCR)
NPI--Physician 4 (NAACCR)
NPI--Physician--Follow-Up (NAACCR)
NPI--Physician--Managing (NAACCR)
NPI--Physician--Prim Surg (NAACCR)
NPI--Registry ID (NAACCR)
NPI--Reporting Facility (NAACCR)
Number of Cores Examined, Date DX (NAACCR)
Number of Cores Examined, Schema ID, Required (NAACCR)
Number of Cores Positive, Date DX (NAACCR)
Number of Cores Positive, Schema ID, Required (NAACCR)
Number of Cores Positive/Examined, Prostate (NAACCR)
Number of Cores Positive/Examined, Prostate, DX/Stg Proc (NAACCR)
Number of Examined Para-Aortic Nodes, Date DX (NAACCR)

Number of Examined Para-Aortic Nodes, Schema ID, Required (NAACCR)
Number of Examined Para-Aortic Nodes, Schema ID, Required, CoC Flag (SEER)
Number of Examined Para-Aortic/Pelvic Nodes, Corpus, Reg Nodes Examined (NAACCR)
Number of Examined Para-Aortic/Pelvic Nodes, Corpus, Reg Nodes Examined, CoC Flag (SEER)
Number of Examined Pelvic Nodes, Date DX (NAACCR)
Number of Examined Pelvic Nodes, Schema ID, Required (NAACCR)
Number of Examined Pelvic Nodes, Schema ID, Required, CoC Flag (SEER)
Number of Phases of Rad Treatment to This Volume (COC)
Number of Phases of Radiation, PhI, II, III Radiation Phase (COC)
Number of Positive Para-Aortic Nodes, Date DX (NAACCR)
Number of Positive Para-Aortic Nodes, Schema ID, Required (NAACCR)
Number of Positive Para-Aortic Nodes, Schema ID, Required, CoC Flag (SEER)
Number of Positive Para-Aortic/Pelvic Nodes, Corpus, Reg Nodes Positive (NAACCR)
Number of Positive Para-Aortic/Pelvic Nodes, Corpus, Reg Nodes Positive, CoC Flag (SEER)
Number of Positive Pelvic Nodes, Date DX (NAACCR)
Number of Positive Pelvic Nodes, Schema ID, Required (NAACCR)
Number of Positive Pelvic Nodes, Schema ID, Required, CoC Flag (SEER)
Number of Positive/Examined Para-Aortic Nodes, Corpus (NAACCR)
Number of Positive/Examined Para-Aortic Nodes, Corpus, CoC Flag (SEER)
Number of Positive/Examined Pelvic Nodes, Corpus (NAACCR)
Number of Positive/Examined Pelvic Nodes, Corpus, CoC Flag (SEER)
Obsolete Codes - CS Extension (CS)
Obsolete Codes - CS Lymph Nodes (CS)
Obsolete Codes - CS Lymph Nodes Eval (CS)
Obsolete Codes - CS Mets at DX (CS)
Obsolete Codes - CS Mets Eval (CS)
Obsolete Codes - CS Site-Specific Factor 1 (CS)
Obsolete Codes - CS Site-Specific Factor 2 (CS)
Obsolete Codes - CS Site-Specific Factor 3 (CS)
Obsolete Codes - CS Site-Specific Factor 4 (CS)
Obsolete Codes - CS Site-Specific Factor 5 (CS)
Obsolete Codes - CS Site-Specific Factor 6 (CS)
Obsolete Codes - CS Site-Specific Factor 7 (CS)
Obsolete Codes - CS Site-Specific Factor 8 (CS)
Obsolete Codes - CS Site-Specific Factor 9 (CS)
Obsolete Codes - CS Site-Specific Factor10 (CS)
Obsolete Codes - CS Site-Specific Factor11 (CS)
Obsolete Codes - CS Site-Specific Factor12 (CS)
Obsolete Codes - CS Site-Specific Factor13 (CS)
Obsolete Codes - CS Site-Specific Factor15 (CS)
Obsolete Codes - CS Site-Specific Factor19 (CS)

Obsolete Codes - CS Site-Specific Factor21 (CS)
Obsolete Codes - CS Site-Specific Factor22 (CS)
Obsolete Codes - CS Site-Specific Factor23 (CS)
Obsolete Codes - CS Site-Specific Factor25 (CS)
Obsolete Codes - CS Tumor Size (CS)
Obsolete Codes - CS Tumor Size/Ext Eval (CS)
Obsolete Histology ICDO3, Date of DX (SEER)
Occupation Source (NPCR)
Oncotype Dx Recurrence Score-DCIS, Breast, Behavior (NAACCR)
Oncotype Dx Recurrence Score-DCIS, Breast, Behavior, CoC Flag (SEER)
Oncotype Dx Recurrence Score-DCIS, Date DX (NAACCR)
Oncotype Dx Recurrence Score-DCIS, Schema ID, Required (NAACCR)
Oncotype Dx Recurrence Score-DCIS, Schema ID, Required, CoC Flag (SEER)
Oncotype Dx Recurrence Score-Invasive, Breast, Behavior (NAACCR)
Oncotype Dx Recurrence Score-Invasive, Date DX (NAACCR)
Oncotype Dx Recurrence Score-Invasive, Schema ID, Required (NAACCR)
Oncotype Dx Risk Level-DCIS, Breast, Behavior (NAACCR)
Oncotype Dx Risk Level-DCIS, Breast, Behavior, CoC Flag (SEER)
Oncotype Dx Risk Level-DCIS, Date DX (NAACCR)
Oncotype Dx Risk Level-DCIS, Schema ID, Required (NAACCR)
Oncotype Dx Risk Level-DCIS, Schema ID, Required, CoC Flag (SEER)
Oncotype Dx Risk Level-Invasive, Breast, Behavior (NAACCR)
Oncotype Dx Risk Level-Invasive, Breast, Behavior, CoC Flag (SEER)
Oncotype Dx Risk Level-Invasive, Date DX (NAACCR)
Oncotype Dx Risk Level-Invasive, Schema ID, Required (NAACCR)
Oncotype Dx Risk Level-Invasive, Schema ID, Required, CoC Flag (SEER)
Organomegaly, Date DX (NAACCR)
Organomegaly, Schema ID, Required (NAACCR)
Over-ride Misuse (NAACCR)
Path Date Spec Collect 1 (NAACCR)
Path Date Spec Collect 2 (NAACCR)
Path Date Spec Collect 3 (NAACCR)
Path Date Spec Collect 4 (NAACCR)
Path Date Spec Collect 5 (NAACCR)
Path Order Phys Lic No 1 (NAACCR)
Path Order Phys Lic No 2 (NAACCR)
Path Order Phys Lic No 3 (NAACCR)
Path Order Phys Lic No 4 (NAACCR)
Path Order Phys Lic No 5 (NAACCR)
Path Ordering Fac No 1 (NAACCR)
Path Ordering Fac No 2 (NAACCR)

Path Ordering Fac No 3 (NAACCR)
Path Ordering Fac No 4 (NAACCR)
Path Ordering Fac No 5 (NAACCR)
Path Report Number 1 (NAACCR)
Path Report Number 2 (NAACCR)
Path Report Number 3 (NAACCR)
Path Report Number 4 (NAACCR)
Path Report Number 5 (NAACCR)
Path Report Type 1 (NAACCR)
Path Report Type 2 (NAACCR)
Path Report Type 3 (NAACCR)
Path Report Type 4 (NAACCR)
Path Report Type 5 (NAACCR)
Path Reporting Fac ID 1 (MYST)
Path Reporting Fac ID 1 (NAACCR)
Path Reporting Fac ID 2 (NAACCR)
Path Reporting Fac ID 3 (NAACCR)
Path Reporting Fac ID 4 (NAACCR)
Path Reporting Fac ID 5 (NAACCR)
Patient ID Number (SEER CASENUM)
Patient System ID-Hosp (NAACCR)
Percent Necrosis Post Neoadjuvant, Bone, DX Confirm (NAACCR)
Percent Necrosis Post Neoadjuvant, Bone, DX Confirm, CoC Flag (SEER)
Percent Necrosis Post Neoadjuvant, Bone, DX Confirm, Sequence, Surgery (NAACCR)
Percent Necrosis Post Neoadjuvant, Date DX (NAACCR)
Percent Necrosis Post Neoadjuvant, Schema ID, Required (NAACCR)
Percent Necrosis Post Neoadjuvant, Schema ID, Required, CoC Flag (SEER)
Perineural Invasion, Date DX (NAACCR)
Perineural Invasion, Schema ID, Required (NAACCR)
Peripheral Blood Involvement, Date DX (NAACCR)
Peripheral Blood Involvement, Schema ID, Required (NAACCR)
Peritoneal Cytology, Date DX (NAACCR)
Peritoneal Cytology, Gynecologic, Summary Stage 2018 (NAACCR)
Peritoneal Cytology, Schema ID, Required (NAACCR)
Phase I Radiation (COC)
Phase II Radiation (COC)
Phase III Radiation (COC)
Phi Dose per Fraction (COC)
Phi Number of Fractions (COC)
Phi Radiation External Beam Planning Tech (COC)
Phi Radiation External Beam Planning Tech, Date DX, CoC Flag (SEER)

PhI Radiation Primary Treatment Volume (COC)
PhI Radiation to Draining Lymph Nodes (COC)
PhI Radiation Treatment Modality (COC)
PhI Radiation Treatment Modality, Date DX (NAACCR)
PhI Total Dose (COC)
PhI, II, III Primary Treatment Volume, Conversion Codes (COC)
PhI, II, III Primary Treatment Volume, Radiation to Draining Nodes (COC)
PhI, II, III Radiation External Beam Planning Tech, CoC Flag (SEER)
PhI, II, III Radiation Modality, Dose Per Fraction, Total Dose (COC)
PhI, II, III Radiation Modality, External Beam Planning Tech (COC)
PhI, II, III Radiation Primary Treatment Volume (COC)
PhI, II, III Radiation Treatment Modality (SEER)
PhI, II, III Total Dose, Total Dose (COC)
PhII Dose per Fraction (COC)
PhII Number of Fractions (COC)
PhII Radiation External Beam Planning Tech (COC)
PhII Radiation Primary Treatment Volume (COC)
PhII Radiation to Draining Lymph Nodes (COC)
PhII Radiation Treatment Modality (COC)
PhII Total Dose (COC)
PhIII Dose per Fraction (COC)
PhIII Number of Fractions (COC)
PhIII Radiation External Beam Planning Tech (COC)
PhIII Radiation Primary Treatment Volume (COC)
PhIII Radiation to Draining Lymph Nodes (COC)
PhIII Radiation Treatment Modality (COC)
PhIII Total Dose (COC)
Physician 3 (COC)
Physician 4 (COC)
Physician--Follow-Up (COC)
Physician--Follow-Up, Date of Diagnosis (COC)
Physician--Primary Surg (COC)
Physician--Primary Surg, Date of Diagnosis (COC)
PIN III ICDO3, Date of Diagnosis (SEER IF110)
Place of Death (NAACCR)
Place of Death, Vital Status (NAACCR)
Place of Death--Country (NAACCR)
Place of Death--Country, Date of Diagnosis (NAACCR)
Place of Death--Country, Place of Death--State (NAACCR)
Place of Death--Country, Vital Status (NPCR)
Place of Death--Geocode, Country, State (NAACCR)

Place of Death--State (NAACCR)
Place of Death--State, Date of Diagnosis (NAACCR)
Place of Death--State, Vital Status (NPCR)
Pleural Effusion, Date DX (NAACCR)
Pleural Effusion, Pleura, Summary Stage 2018 (NAACCR)
Pleural Effusion, Schema ID, Required (NAACCR)
PR Summary, Breast, PR Percent (NAACCR)
PR Summary, Breast, PR Percent, CoC Flag (SEER)
Primary Payer at DX (COC)
Primary Payer at DX (NPCR)
Primary Payer at DX, Date of DX (SEER IF181)
Primary Sclerosing Cholangitis, Date DX (NAACCR)
Primary Sclerosing Cholangitis, Schema ID, Required (NAACCR)
Primary Sclerosing Cholangitis, Schema ID, Required, CoC Flag (SEER)
Primary Site (SEER SITE)
Primary Site, AJCC M - Ed 7, ICDO3 (COC)
Primary Site, AJCC M - Ed 7, ICDO3 (NPCR)
Primary Site, AJCC M - Ed 7, ICDO3 (SEER)
Primary Site, AJCC N - Ed 7, ICDO3 (COC)
Primary Site, AJCC N - Ed 7, ICDO3 (NPCR)
Primary Site, AJCC N - Ed 7, ICDO3 (SEER)
Primary Site, AJCC Stage Group - Ed 3/4, ICDO2 (COC)
Primary Site, AJCC Stage Group - Ed 5, ICDO2 (COC)
Primary Site, AJCC Stage Group - Ed 5, ICDO3 (COC)
Primary Site, AJCC Stage Group - Ed 6 (NAACCR)
Primary Site, AJCC Stage Group - Ed 6, ICDO3 (COC)
Primary Site, AJCC Stage Group - Ed 7 (COC)
Primary Site, AJCC Stage Group - Ed 7 (NPCR)
Primary Site, AJCC Stage Group - Ed 7, ICDO3 (SEER)
Primary Site, AJCC Stage Group 2016 - Ed 7 (COC)
Primary Site, AJCC T - Ed 7, ICDO3 (COC)
Primary Site, AJCC T - Ed 7, ICDO3 (NPCR)
Primary Site, AJCC T - Ed 7, ICDO3 (SEER)
Primary Site, Behavior Code ICDO2 (SEER IF39)
Primary Site, Behavior Code ICDO3 (SEER IF39)
Primary Site, CS Extension (SEER IF176)
Primary Site, EOD, ICDO3 (SEER IF40)
Primary Site, Heme Morph, DateDX, NoOverride (SEER)
Primary Site, Heme Morph, DateDX, Override (COC)
Primary Site, Heme Morph, DateDX, Override (SEER)
Primary Site, Laterality (SEER IF82)

Primary Site, Laterality, CS Extension (SEER IF177)
Primary Site, Laterality, EOD, ICDO3 (SEER IF41)
Primary Site, M 2016 - Ed 7 (COC-NPCR)
Primary Site, M 2016 - Ed 7 (SEER)
Primary Site, Morphology-Imposs ICDO2 (SEER IF38)
Primary Site, Morphology-Imposs ICDO3 (SEER IF38)
Primary Site, Morphology-Type ICDO2 (COC)
Primary Site, Morphology-Type ICDO2 (SEER IF25)
Primary Site, Morphology-Type ICDO3 (COC)
Primary Site, Morphology-Type, Beh ICDO3 (COC)
Primary Site, Morphology-Type, Beh ICDO3 (SEER IF25)
Primary Site, N 2016 - Ed 7 (COC-NPCR)
Primary Site, N 2016 - Ed 7 (SEER)
Primary Site, No AJCC Scheme-Ed 5, ICDO2 (NAACCR)
Primary Site, No AJCC Scheme-Ed 5, ICDO3 (NAACCR)
Primary Site, Stage Group 2016 - Ed 7 (NPCR)
Primary Site, Stage Group 2016 - Ed 7 (SEER)
Primary Site, T 2016 - Ed 7 (COC-NPCR)
Primary Site, T 2016 - Ed 7 (SEER)
Primary Site, TNM Clin Stage Valid A-Ed 7 (COC)
Primary Site, TNM Clin Stage Valid B-Ed 7 (COC)
Primary Site, TNM M - c,p pre2016 (NPCR)
Primary Site, TNM N - c,p pre2016 (NPCR)
Primary Site, TNM Path Stage Valid A-Ed 7 (COC)
Primary Site, TNM Path Stage Valid B-Ed 7 (COC)
Primary Site, TNM T - c,p pre2016 (NPCR)
Profound Immune Suppression, Date DX (NAACCR)
Profound Immune Suppression, Schema ID, Required (NAACCR)
Profound Immune Suppression, Sequence Number--Central (NAACCR)
Profound Immune Suppression, Sequence Number--Hospital (NAACCR)
Progesterone Receptor Percent Positive or Range, Date DX (NAACCR)
Progesterone Receptor Percent Positive or Range, Schema ID, Required (NAACCR)
Progesterone Receptor Percent Positive or Range, Schema ID, Required, CoC Flag (SEER)
Progesterone Receptor Summary, Date DX (NAACCR)
Progesterone Receptor Summary, Schema ID, Required (NAACCR)
Progesterone Receptor Total Allred Score, Date DX (NAACCR)
Progesterone Receptor Total Allred Score, Schema ID, Required (NAACCR)
Progesterone Receptor Total Allred Score, Schema ID, Required, CoC Flag (SEER)
Prostate Pathological Extension, Blank for Other Schemas (SEER)
Prostate Pathological Extension, Date DX (SEER)
Prostate Pathological Extension, Schema ID, Required (SEER)

PSA (Prostatic Specific Antigen) Lab Value, Date DX (NAACCR)
PSA (Prostatic Specific Antigen) Lab Value, Schema ID, Required (NAACCR)
Race 1 (SEER RACE)
Race 1, Race 2, Race 3, Race 4, Race 5 (NAACCR)
Race 1, Race 2, Race 3, Race 4, Race 5 (SEER IF93)
Race 2 (NAACCR)
Race 2, Date of DX (SEER IF89)
Race 3 (NAACCR)
Race 3, Date of DX (SEER IF90)
Race 4 (NAACCR)
Race 4, Date of DX (SEER IF91)
Race 5 (NAACCR)
Race 5, Date of DX (SEER IF92)
Race Coding Sys--Curr, Race Coding Sys--Orig (COC)
Race Coding Sys--Current (NAACCR)
Race Coding Sys--Original (NAACCR)
Race Coding Sys--Original, Date of Diagnosis (COC)
Race--NAPIIA(derived API) (NAACCR)
Rad--Boost Dose cGy (COC)
Rad--Boost Dose cGy, Date of Diagnosis (COC)
Rad--Boost RX Modality (COC)
Rad--Boost RX Modality, Date of Diagnosis (COC)
Rad--Location of RX (COC)
Rad--Location of RX (NAACCR)
Rad--No of Treatments Vol (COC)
Rad--No of Treatments Vol (NAACCR)
Rad--Regional Dose: cGy (COC)
Rad--Regional Dose: cGy (NAACCR)
Rad--Regional Dose: cGy, Date of Diagnosis Pre2018 (COC)
Rad--Regional RX Modality (COC)
Rad--Regional RX Modality (NPCR)
Rad--Regional RX Modality, Date of Diagnosis (COC)
Rad--Regional RX Modality, Date of Diagnosis (NPCR)
Rad--Regional RX Modality, Date of Diagnosis Pre2018 (COC)
Rad--Regional RX Modality, Reason for No Rad (COC)
Rad--Treatment Volume (COC)
Rad--Treatment Volume (NAACCR)
Radiation Items, DX Post 2017 (COC)
Radiation Phases, Date DX (COC)
Radiation Treatment Discontinued Early (COC)
Radiation, RX Text--Radiation (NAACCR)

Readm Same Hosp 30 Days (COC)
Readm Same Hosp 30 Days, Date of Diagnosis (COC)
Reason for No Radiation (COC)
Reason for No Radiation (NAACCR)
Reason for No Radiation, Date of DX (NPCR)
Reason for No Radiation, Number of Phases of Rad Treatment (COC)
Reason for No Radiation, Phi Radiation Treatment Modality (NAACCR)
Reason for No Radiation, Phi, II, III Radiation (COC)
Reason for No Radiation, Rad--Location of RX (COC)
Reason for No Radiation, Radiation Treatment Discontinued Early (COC)
Reason for No Radiation, RX Date Rad Ended (COC)
Reason for No Radiation, RX Date Radiation (COC)
Reason for No Radiation, Total Dose (COC)
Reason for No Radiation, Vital Status (COC)
Reason for No Surgery (NPCR)
Reason for No Surgery (SEER NCDSURG)
Reason for No Surgery, Date of DX (NPCR)
Reason for No Surgery, DateDX, RptSrc (SEER IF57)
Reason for No Surgery, Vital Status (COC)
Record Number Recode (NAACCR)
Record Type (NAACCR)
Recurrence Date--1st (COC)
Recurrence Date--1st Flag (NAACCR)
Recurrence Date--1st, Date 1st Crs RX COC (COC)
Recurrence Date--1st, Date Flag (COC)
Recurrence Date--1st, Date Initial RX SEER (NAACCR)
Recurrence Date--1st, Date Last Contact (COC)
Recurrence Date--1st, Date of Diagnosis (COC)
Recurrence Type--1st (COC)
Recurrence Type--1st (NAACCR)
Recurrence Type--1st, Cancer Status (COC)
Recurrence Type--1st, Recurrence Date--1st (COC)
Reg Nodes Ex,Pos,Site,Hist ICDO3,Rpt (SEER IF130)
Regional Nodes Ex, Reg Nodes Pos (COC)
Regional Nodes Examined (COC)
Regional Nodes Examined (NAACCR)
Regional Nodes Examined (SEER)
Regional Nodes Examined, Date of Dx (SEER)
Regional Nodes Positive (COC)
Regional Nodes Positive (NAACCR)
Regional Nodes Positive (SEER)

Regional Nodes Positive, Date of Dx (SEER)
Regional Nodes Positive, Examined, Schema ID (NAACCR)
Registry ID (NAACCR)
Registry Type (NAACCR)
Registry Type, Registry ID (NAACCR)
Registry Type, Sequence Number--Central (NAACCR)
Registry Type, Sequence Number--Hospital (NAACCR)
Reporting Facility (COC)
Reporting Facility (NPCR)
Residual Tumor Volume Post Cytoreduction, Date DX (NAACCR)
Residual Tumor Volume Post Cytoreduction, Gynecologic, Surg Prim Site, Seq (NAACCR)
Residual Tumor Volume Post Cytoreduction, Schema ID, Required (NAACCR)
Response To Neoadjuvant Therapy, Breast, Sequence (NAACCR)
Response to Neoadjuvant Therapy, Date DX (NAACCR)
Response to Neoadjuvant Therapy, Schema ID, Required (NAACCR)
Response to Neoadjuvant Therapy, Schema ID, Required, CoC Flag (SEER)
RCRS NCDB Submission Flag (COC)
RUCA 2000 (NAACCR)
RUCA 2010 (NAACCR)
RuralUrban Continuum 1993 (NAACCR)
RuralUrban Continuum 2003 (NAACCR)
RuralUrban Continuum 2013 (NAACCR)
RX Coding System--Current (COC)
RX Coding System--Current (NAACCR)
RX Coding System--Current, Date DX (NAACCR)
RX Date BRM (COC)
RX Date BRM Flag (NAACCR)
RX Date BRM, Date Flag (COC)
RX Date BRM, Date Flag (NAACCR)
RX Date BRM, Date Flag, Date DX (COC)
RX Date BRM, Date Flag, Date DX, CoC Flag (SEER)
RX Date BRM, Date Flag, DX Date (NPCR)
RX Date BRM, Date Last Contact (COC)
RX Date BRM, Date of Diagnosis (COC)
RX Date BRM, RX Date Systemic (COC)
RX Date Chemo (COC)
RX Date Chemo Flag (NAACCR)
RX Date Chemo, Date Flag (COC)
RX Date Chemo, Date Flag (NAACCR)
RX Date Chemo, Date Flag, Date DX (COC)
RX Date Chemo, Date Flag, Date DX, CoC Flag (SEER)

RX Date Chemo, Date Flag, DX Date (NPCR)
RX Date Chemo, Date Last Contact (COC)
RX Date Chemo, Date of Diagnosis (COC)
RX Date Chemo, RX Date Systemic (COC)
RX Date DX/Stg Proc (COC)
RX Date Dx/Stg Proc Flag (NAACCR)
RX Date DX/Stg Proc, Date Flag (COC)
RX Date DX/Stg Proc, Date Last Contact (COC)
RX Date Hormone (COC)
RX Date Hormone Flag (NAACCR)
RX Date Hormone, Date Flag (COC)
RX Date Hormone, Date Flag (NAACCR)
RX Date Hormone, Date Flag, Date DX (COC)
RX Date Hormone, Date Flag, Date DX, CoC Flag (SEER)
RX Date Hormone, Date Flag, DX Date (NPCR)
RX Date Hormone, Date Last Contact (COC)
RX Date Hormone, Date of Diagnosis (COC)
RX Date Hormone, RX Date Systemic (COC)
RX Date Mst Defn Srg (COC)
RX Date Mst Defn Srg Flag (NAACCR)
RX Date Mst Defn Srg, Date Flag (COC)
RX Date Mst Defn Srg, Date Flag, Date DX, CoC Flag (SEER)
RX Date Mst Defn Srg, Date Flag, DX Date (COC)
RX Date Mst Defn Srg, Date Flag, DX Date (NPCR)
RX Date Mst Defn Srg, Date Last Contact (COC)
RX Date Mst Defn Srg, Date Last Contact (NPCR)
RX Date Mst Defn Srg, Date of DX (COC)
RX Date Mst Defn Srg, RX Date Surgery (COC)
RX Date Mst Defn Srg, RX Date Surgery (NPCR)
RX Date Mst Defn Srg, Surg Prim Site (COC)
RX Date Mst Defn Srg, Surg Prim Site (NPCR)
RX Date Other (COC)
RX Date Other Flag (NAACCR)
RX Date Other, Date Flag (NAACCR)
RX Date Other, Date Flag, Date DX, CoC Flag (SEER)
RX Date Other, Date Flag, DX Date (COC)
RX Date Other, Date Flag, DX Date (NPCR)
RX Date Other, Date Last Contact (COC)
RX Date Other, Date of Diagnosis (COC)
RX Date Rad Ended (COC)
RX Date Rad Ended Flag (NAACCR)

RX Date Rad Ended, Date Flag (COC)
RX Date Rad Ended, Date Last Contact (COC)
RX Date Rad Ended, Rad--Location of RX (COC)
RX Date Rad Ended, Rad--No of Treatments Vol (COC)
RX Date Rad Ended, Rad--Regional Dose: cGy (COC)
RX Date Rad Ended, Rad--Regional RX Modality (COC)
RX Date Rad Ended, Rad--Treatment Volume (COC)
RX Date Rad Ended, Radiation Items (COC)
RX Date Rad Ended, RX Date Radiation (COC)
RX Date Radiation (COC)
RX Date Radiation Flag (NAACCR)
RX Date Radiation, Date Flag (COC)
RX Date Radiation, Date Flag (NAACCR)
RX Date Radiation, Date Flag, Date DX, CoC Flag (SEER)
RX Date Radiation, Date Flag, DX Date (NPCR)
RX Date Radiation, Date Last Contact (COC)
RX Date Radiation, Date of Diagnosis (COC)
RX Date Radiation, PhI Radiation Treatment Modality (NAACCR)
RX Date Radiation, Rad--Boost Dose cGy (COC)
RX Date Radiation, Rad--Boost RX Modality (COC)
RX Date Radiation, Rad--Location of RX (COC)
RX Date Radiation, Rad--Location of RX (OLD)
RX Date Radiation, Rad--No of Treatments Vol (COC)
RX Date Radiation, Rad--Regional Dose: cGy (COC)
RX Date Radiation, Rad--Regional RX Modality (COC)
RX Date Radiation, Rad--Treatment Volume (COC)
RX Date Radiation, Radiation Items (COC)
RX Date Surg Disch (COC)
RX Date Surg Disch Flag (NAACCR)
RX Date Surg Disch, Date Flag (COC)
RX Date Surg Disch, Date Flag, DX Date (COC)
RX Date Surg Disch, Date Last Contact (COC)
RX Date Surg Disch, Date Mst Defn Srg (COC)
RX Date Surg Disch, Date of DX (COC)
RX Date Surg Disch, Surg Prim Site (COC)
RX Date Surgery (COC)
RX Date Surgery Flag (NAACCR)
RX Date Surgery, Date Flag (COC)
RX Date Surgery, Date Flag (NAACCR)
RX Date Surgery, Date Flag, Date DX, CoC Flag (SEER)
RX Date Surgery, Date Flag, DX Date (NPCR)

RX Date Surgery, Date Last Contact (COC)
RX Date Surgery, Date of Diagnosis (COC)
RX Date Surgery, RX Text--Surgery (NAACCR)
RX Date Systemic (COC)
RX Date Systemic Flag (NAACCR)
RX Date Systemic, Date Flag (COC)
RX Date Systemic, Date Flag, Date DX, CoC Flag (SEER)
RX Date Systemic, Date Last Contact (COC)
RX Date Systemic, Systemic RX (COC)
RX Hosp--BRM (COC)
RX Hosp--BRM (NAACCR)
RX Hosp--BRM, RX Summ--BRM (COC)
RX Hosp--Chemo (COC)
RX Hosp--Chemo (NAACCR)
RX Hosp--Chemo, RX Summ--Chemo (COC)
RX Hosp--DX/Stg Proc (COC)
RX Hosp--DX/Stg Proc (NAACCR)
RX Hosp--DX/Stg Proc, RX Summ--DX/Stg Proc (COC)
RX Hosp--Hormone (COC)
RX Hosp--Hormone (NAACCR)
RX Hosp--Hormone, RX Summ--Hormone (COC)
RX Hosp--Other (COC)
RX Hosp--Other, Date of Diagnosis (COC)
RX Hosp--Other, RX Summ--Other (COC)
RX Hosp--Palliative Proc (COC)
RX Hosp--Palliative Proc (NAACCR)
RX Hosp--Palliative Proc, RX Summ--Pall Proc (COC)
RX Hosp--Reg LN Examined (COC)
RX Hosp--Scope LN Sur, RX Summ--Scope LN Sur(COC)
RX Hosp--Scope Reg 98-02 (COC)
RX Hosp--Scope Reg 98-02, Primary Site, ICDO2 (COC)
RX Hosp--Scope Reg 98-02, Primary Site, ICDO3 (COC)
RX Hosp--Scope Reg 98-02, RX Hosp--Scope Reg (COC)
RX Hosp--Scope Reg LN Sur (COC)
RX Hosp--Scope Reg LN Sur (NAACCR)
RX Hosp--Scope Reg LN Sur, Primary Site,ICDO2 (COC)
RX Hosp--Scope Reg LN Sur, Primary Site,ICDO3 (COC)
RX Hosp--Scope Reg LN Sur, Schema ID (COC)
RX Hosp--Surg App 2010 (COC)
RX Hosp--Surg App 2010, Date of Diagnosis (COC)
RX Hosp--Surg App 2010, Surg Prim Site (COC)

RX Hosp--Surg Oth 98-02 (COC)
RX Hosp--Surg Oth 98-02, Primary Site (COC)
RX Hosp--Surg Oth 98-02, RX Hosp--Surg Oth (COC)
RX Hosp--Surg Oth Reg, RX Summ--Surg Oth Reg (COC)
RX Hosp--Surg Oth Reg/Dis (COC)
RX Hosp--Surg Oth Reg/Dis (NAACCR)
RX Hosp--Surg Pri Sit, RX Summ--Surg Pri Sit (COC)
RX Hosp--Surg Prim Site (COC)
RX Hosp--Surg Prim Site (NAACCR)
RX Hosp--Surg Prim Site, Primary Site, ICDO2 (COC)
RX Hosp--Surg Prim Site, Primary Site, ICDO3 (COC)
RX Hosp--Surg Prim Site, Schema ID, Primary Site (COC)
RX Hosp--Surg Site 98-02 (COC)
RX Hosp--Surg Site 98-02, Primary Site (COC)
RX Hosp--Surg Site 98-02, RX Hosp--Surg Site (COC)
RX Summ--BRM (COC)
RX Summ--BRM (NPCR)
RX Summ--BRM, Date of DX (NPCR)
RX Summ--BRM, DateDX, RptSrc (SEER IF63)
RX Summ--BRM, RX Date BRM (COC)
RX Summ--BRM, RX Text--BRM (NAACCR)
RX Summ--BRM, Vital Status (COC)
RX Summ--Chemo (COC)
RX Summ--Chemo (NPCR)
RX Summ--Chemo, Date of DX (NPCR)
RX Summ--Chemo, DateDX, RptSrc (SEER IF61)
RX Summ--Chemo, RX Date Chemo (COC)
RX Summ--Chemo, RX Text--Chemo (NAACCR)
RX Summ--Chemo, Vital Status (COC)
RX Summ--DX/Stg Proc (COC)
RX Summ--DX/Stg Proc (NAACCR)
RX Summ--DX/Stg Proc, RX Date DX/Stg Proc (COC)
RX Summ--Hormone (COC)
RX Summ--Hormone (NPCR)
RX Summ--Hormone, Date of DX (NPCR)
RX Summ--Hormone, DateDX, RptSrc (SEER IF62)
RX Summ--Hormone, RX Date Hormone (COC)
RX Summ--Hormone, RX Text--Hormone (NAACCR)
RX Summ--Hormone, Vital Status (COC)
RX Summ--Other (NPCR)
RX Summ--Other (SEER OTHERRX)

RX Summ--Other, Date of DX (NPCR)
RX Summ--Other, DateDX, RptSrc (SEER IF64)
RX Summ--Other, RX Date Other (COC)
RX Summ--Other, RX Text--Other (NAACCR)
RX Summ--Palliative Proc (COC)
RX Summ--Palliative Proc (NAACCR)
RX Summ--Rad to CNS (SEER RBCNSYS)
RX Summ--Rad to CNS, Prim Site, RptSrc (SEER IF59)
RX Summ--Radiation (SEER RADIATN)
RX Summ--Radiation, Date of Diagnosis (NPCR)
RX Summ--Radiation, DateDX, RptSrc (SEER IF58)
RX Summ--Reconstruct 1st (NAACCR)
RX Summ--Reconstruct 1st (SEER RECONST)
RX Summ--Reconstruct 1st, Date of DX (COC)
RX Summ--Reconstruct 1st, Primary Site (COC)
RX Summ--Reconstruct 1st,DateDx,RptSrc (SEER IF81)
RX Summ--Reg LN Ex,DateDX,RptSrc,ICDO3 (SEER IF97)
RX Summ--Reg LN Examined (COC)
RX Summ--Reg LN Examined (SEER SURGNODE)
RX Summ--Reg LN Examined, Date of DX (COC)
RX Summ--Scope Reg 98-02 (COC)
RX Summ--Scope Reg 98-02, Date of DX (COC)
RX Summ--Scope Reg 98-02, Date of DX (SEER IF98)
RX Summ--Scope Reg 98-02, Primary Site, ICDO2 (COC)
RX Summ--Scope Reg 98-02, Primary Site, ICDO3 (COC)
RX Summ--Scope Reg 98-02,Site,Rpt,ICDO3 (SEER IF79)
RX Summ--Scope Reg LN Sur (COC)
RX Summ--Scope Reg LN Sur (SEER SCOPE)
RX Summ--Scope Reg LN Sur, Date of DX (NPCR)
RX Summ--Scope Reg LN Sur, Date of DX (SEER IF100)
RX Summ--Scope Reg LN Sur, Schema ID (NAACCR)
RX Summ--Scope Reg LN Sur, Site, ICDO2 (COC)
RX Summ--Scope Reg LN Sur, Site, ICDO3 (SEER IF109)
RX Summ--Surg Approch,RX Summ--Surg Site 98-02 (COC)
RX Summ--Surg Oth 98-02 (COC)
RX Summ--Surg Oth 98-02, Date of DX (COC)
RX Summ--Surg Oth 98-02, Date of DX (SEER IF99)
RX Summ--Surg Oth 98-02, Primary Site (COC)
RX Summ--Surg Oth 98-02,Site,Rpt,ICDO3 (SEER IF80)
RX Summ--Surg Oth Reg/Dis (COC)
RX Summ--Surg Oth Reg/Dis (SEER SURGOTH)

RX Summ--Surg Oth Reg/Dis, Date of DX (NPCR)
RX Summ--Surg Oth Reg/Dis, DateDX, RptSrc (SEER IF101)
RX Summ--Surg Prim Site (COC)
RX Summ--Surg Prim Site (SEER SURGPRIM)
RX Summ--Surg Prim Site, Date of DX (NPCR)
RX Summ--Surg Prim Site, Date of DX (SEER IF102)
RX Summ--Surg Prim Site, Diag Conf (SEER IF76)
RX Summ--Surg Prim Site, Lymphoma (COC)
RX Summ--Surg Prim Site, Primary Site, ICDO2 (COC)
RX Summ--Surg Prim Site, Primary Site, ICDO3 (COC)
RX Summ--Surg Prim Site, Schema ID, Primary Site (COC)
RX Summ--Surg Prim Site, Schema ID, Primary Site (SEER)
RX Summ--Surg Prim Site, Site, ICDO3 (SEER IF108)
RX Summ--Surg Site 98-02 (COC)
RX Summ--Surg Site 98-02, Date of DX (COC)
RX Summ--Surg Site 98-02, Date of DX (SEER IF103)
RX Summ--Surg Site 98-02, Diag Conf (SEER IF106)
RX Summ--Surg Site 98-02, Primary Site (COC)
RX Summ--Surg Site 98-02, RX Summ--Surg Site (COC)
RX Summ--Surg Site 98-02, Site, RptSrc (SEER IF78)
RX Summ--Surg/Rad Seq (NPCR)
RX Summ--Surg/Rad Seq (SEER RADSEQ)
RX Summ--Surg/Rad Seq, Date of DX (NPCR)
RX Summ--Surg/Rad Seq, DateDX, RptSrc (SEER IF60)
RX Summ--Surgery Type (SEER SURGRX)
RX Summ--Surgery Type, Diag Conf (SEER IF46)
RX Summ--Surgery Type, Radiation (SEER IF44)
RX Summ--Surgery Type, Site, RptSrc (SEER IF29)
RX Summ--Surgery, Reason for No Surgery (SEER IF51)
RX Summ--Surgical Approch (COC)
RX Summ--Surgical Approch, Date of DX (COC)
RX Summ--Surgical Approch, Primary Site (COC)
RX Summ--Surgical Margins (COC)
RX Summ--Surgical Margins (NAACCR)
RX Summ--Surgical Margins, Primary Site, ICDO2 (COC)
RX Summ--Surgical Margins, Primary Site, ICDO3 (COC)
RX Summ--Surgical Margins, Schema ID (NAACCR)
RX Summ--Systemic/Sur Seq (COC)
RX Summ--Systemic/Sur Seq, Date of DX (COC)
RX Summ--Systemic/Sur Seq, Date of DX (NPCR)
RX Summ--Systemic/Sur Seq, Date of DX (SEER IF154)

RX Summ--Transplnt/Endocr (COC)
RX Summ--Transplnt/Endocr (NPCR)
RX Summ--Transplnt/Endocr, Date of DX (NPCR)
RX Summ--Transplnt/Endocr, DateDX, Rpt (SEER IF104)
RX Summ--Transplnt/Endocr, Primary Site (SEER IF28)
RX Summ--Transplnt/Endocr, Vital Status (COC)
RX Summ--Treatment Stat, Date 1st Crs RX COC (COC)
RX Summ--Treatment Stat, Treatment (COC)
RX Summ--Treatment Stat, Treatment (NAACCR)
RX Summ--Treatment Stat, Treatment, Blanks (NAACCR)
RX Summ--Treatment Status (COC)
RX Summ--Treatment Status, Date of DX (COC)
RX Summ--Treatment Status, Date of DX (NPCR)
S Category Clinical, Date DX (NAACCR)
S Category Clinical, Schema ID, Required (NAACCR)
S Category Pathological, Date DX (NAACCR)
S Category Pathological, Schema ID, Required (NAACCR)
Sarcomatoid Features, Date DX (NAACCR)
Sarcomatoid Features, Schema ID, Required (NAACCR)
Schema Discriminator 1, Date DX (NAACCR)
Schema Discriminator 2, Date DX (NAACCR)
Schema ID, EOD Mets (SEER)
Schema ID, EOD Primary Tumor (SEER)
Schema ID, EOD Regional Nodes (SEER)
Schema ID, Site, Histo, Schema Discriminator 1 (NAACCR)
Schema ID, Site, Histo, Schema Discriminator 1 (NPCR)
Schema ID, Site, Histo, Schema Discriminator 2 (NAACCR)
Secondary Diagnosis 1 (COC)
Secondary Diagnosis 1 - 10 (COC)
Secondary Diagnosis 1, Date DX (COC)
Secondary Diagnosis 10 (COC)
Secondary Diagnosis 2 (COC)
Secondary Diagnosis 3 (COC)
Secondary Diagnosis 4 (COC)
Secondary Diagnosis 5 (COC)
Secondary Diagnosis 6 (COC)
Secondary Diagnosis 7 (COC)
Secondary Diagnosis 8 (COC)
Secondary Diagnosis 9 (COC)
SEER Cause-Specific COD (NAACCR)
SEER Coding Sys--Current (NAACCR)

SEER Coding Sys--Current (SEER)
SEER Coding Sys--Current, Date of DX (SEER)
SEER Coding Sys--Original (NAACCR)
SEER Coding Sys--Original (SEER)
SEER Derived Items, Date of DX (SEER)
SEER Other COD (NAACCR)
SEER Record Number (SEER RECNUM)
SEER Site-Specific Fact 1, Date DX (SEER)
SEER Site-Specific Fact 1, Schema ID, Required (SEER)
SEER Submission Edit 01 (SEER)
SEER Submission Edit 02 (SEER)
SEER Type of Follow-Up (SEER TYPEFUP)
Sentinel Lymph Nodes Ex, Reg Nodes Ex, Date RLN Dissection (COC)
Sentinel Lymph Nodes Ex, Reg Nodes Ex, Date RLN Dissection, CoC Flag (SEER)
Sentinel Lymph Nodes Examined (COC)
Sentinel Lymph Nodes Examined, Date of Sentinel Lymph Node Biopsy Flag (COC)
Sentinel Lymph Nodes Examined, Regional Nodes Examined (COC)
Sentinel Lymph Nodes Examined, Sentinel Lymph Nodes Positive (COC)
Sentinel Lymph Nodes Pos/Ex, Schema ID, Date DX (COC)
Sentinel Lymph Nodes Pos/Ex, Schema ID, Date DX (SEER)
Sentinel Lymph Nodes Positive (COC)
Sentinel Lymph Nodes Positive, Regional Nodes Positive (COC)
Separate Tumor Nodules, Behavior (NAACCR)
Separate Tumor Nodules, Date DX (NAACCR)
Separate Tumor Nodules, Lung, EOD Primary Tumor (SEER)
Separate Tumor Nodules, Lung, Summary Stage 2018 (NAACCR)
Separate Tumor Nodules, Schema ID, Required (NAACCR)
Seq Num--Central, Prim Site, Morph ICDO3 (SEER IF22)
Seq Num--Hosp, Primary Site, Morph ICDO2 (COC)
Seq Num--Hosp, Primary Site, Morph ICDO3 (COC)
Sequence Number--Central (SEER SEQUENC)
Sequence Number--Hospital (COC)
Sequence Number--Hospital (NAACCR)
Serum Albumin Pretreatment Level, Date DX (NAACCR)
Serum Albumin Pretreatment Level, Schema ID, Required (NAACCR)
Serum Beta-2 Microglobulin Pretreatment Level, Date DX (NAACCR)
Serum Beta-2 Microglobulin Pretreatment Level, Schema ID, Required (NAACCR)
Sex (SEER Sex)
Sex, Name--First, Date of Birth (NAACCR)
Sex, Primary Site (SEER IF17)
Site (1973-91) ICD-O-1 (NAACCR OLDSITE)

Site (1973-91), Date of Diagnosis (SEER IF69)
Site Coding Sys--Curr, Site Coding Sys--Orig (COC)
Site Coding Sys--Current (NAACCR)
Site Coding Sys--Current, Date of DX (NAACCR)
Site Coding Sys--Original (NAACCR)
Site Coding Sys--Original, Date of Diagnosis (COC)
Site Coding Sys--Original, Date of DX (NAACCR)
Social Security Number (COC)
Social Security Number (NAACCR)
Social Security Number, Date of Diagnosis (COC)
Social Security Number-Partial (NAACCR)
Spanish/Hispanic Origin (SEER SPANORIG)
Spanish/Hispanic Origin, NHIA Derived (NAACCR)
Spanish/Hispanic Origin, NHIA Derived (SEER IF183)
SS1977, TNM M c,p pre2016 (NAACCR)
SS1977, TNM N c,p pre2016 (NAACCR)
SS2000, TNM M c,p pre2016 (NAACCR)
SS2000, TNM N c,p pre2016 (NAACCR)
SSDI Extranodal Extension non-H&N, Blank for Other Schemas (NAACCR)
SSDI FIGO Stage, Blank for Other Schemas (NAACCR)
SSDI for Appendix & Colorectal, Blank for Other Schemas (NAACCR)
SSDI for Bone, Blank for Other Schemas (NAACCR)
SSDI for Brain,CNS, Blank for Other Schemas (NAACCR)
SSDI for Breast, Blank for Other Schemas (NAACCR)
SSDI for Corpus Uteri, Blank for Other Schemas (NAACCR)
SSDI for Esophagus, Blank for Other Schemas (NAACCR)
SSDI for GIST, Blank for Other Schemas (NAACCR)
SSDI for Head & Neck, Blank for Other Schemas (NAACCR)
SSDI for HemeRetic, Blank for Other Schemas (NAACCR)
SSDI for Kidney, Blank for Other Schemas (NAACCR)
SSDI for Lacrimal Gland, Blank for Other Schemas (NAACCR)
SSDI for Liver & Biliary, Blank for Other Schemas (NAACCR)
SSDI for Lung & Pleura, Blank for Other Schemas (NAACCR)
SSDI for Lymphoma, Blank for Other Schemas (NAACCR)
SSDI for Mycosis Fungoides, Blank for Other Schemas (NAACCR)
SSDI for Ophthalmic Melanoma, Blank for Other Schemas (NAACCR)
SSDI for Ovary, Fallopian Tube, Primary Peritoneal, Blank for Other Schemas (NAACCR)
SSDI for Placenta, Blank for Other Schemas (NAACCR)
SSDI for Plasma Cell Myeloma, Blank for Other Schemas (NAACCR)
SSDI for Prostate, Blank for Other Schemas (NAACCR)
SSDI for Retinoblastoma, Blank for Other Schemas (NAACCR)

SSDI for Skin, Blank for Other Schemas (NAACCR)
SSDI for Soft Tissue, Blank for Other Schemas (NAACCR)
SSDI for Testis, Blank for Other Schemas (NAACCR)
SSDI for Vulva, Vagina, Cervix, Blank for Other Schemas (NAACCR)
SSDI LDH Pretreatment Level, Blank for Other Schemas (NAACCR)
SSDI Perineural Invasion, Blank for Other Schemas (NAACCR)
SSDI, DCO (NAACCR)
SSDIs, Benign Brain and CNS (NAACCR)
State at DX Geocode 1970/80/90 (NAACCR)
State at DX Geocode 2000 (NAACCR)
State at DX Geocode 2010 (NAACCR)
State at DX Geocode 2020 (NAACCR)
Subsq RX 2ndCrS Date Flag (NAACCR)
Subsq RX 3rdCrS Date Flag (NAACCR)
Subsq RX 4thCrS Date Flag (NAACCR)
Summ Stg 1977, Site, Hist ICDO2, Class (NAACCR)
Summ Stg 1977, Site, Hist ICDO2, Rpt Srce (NAACCR)
Summ Stg 2000, Site, Hist ICDO3, Class (NAACCR)
Summ Stg 2000, Site, Hist ICDO3, Rpt Srce (NAACCR)
Summary Stage 1977 (NAACCR)
Summary Stage 1977, Class of Case (COC)
Summary Stage 1977, Date DX, Date 1st Cont (NAACCR)
Summary Stage 1977, Date of Diagnosis (NAACCR)
Summary Stage 1977, EOD--LN Involv, ICDO2 (NAACCR)
Summary Stage 1977, Histology ICDO2 (COC)
Summary Stage 1977, Primary Site-Ed 4, ICDO2 (COC)
Summary Stage 1977, Primary Site-Ed 5, ICDO2 (COC)
Summary Stage 1977, Regional Nodes Pos (NAACCR)
Summary Stage 1977, Summary Stage 2000 (NAACCR)
Summary Stage 1977, TNM M (NAACCR)
Summary Stage 1977, TNM N (NAACCR)
Summary Stage 1977, TNM Stage Group (COC)
Summary Stage 1977, Type of Report Source (NAACCR)
Summary Stage 2000 (NAACCR)
Summary Stage 2000, Date DX, Date 1st Cont (NAACCR)
Summary Stage 2000, Date of Diagnosis (COC)
Summary Stage 2000, Date of Diagnosis (NAACCR)
Summary Stage 2000, Date of Diagnosis (SEER)
Summary Stage 2000, EOD--LN Involv, ICDO3 (NAACCR)
Summary Stage 2000, Over-ride CS 20 (NPCR)
Summary Stage 2000, Primary Site-Ed 5, ICDO3 (COC)

Summary Stage 2000, Primary Site-Ed 6, ICDO3 (COC)
Summary Stage 2000, Regional Nodes Pos (NAACCR)
Summary Stage 2000, TNM M (NAACCR)
Summary Stage 2000, TNM M 2016 (NAACCR)
Summary Stage 2000, TNM N (NAACCR)
Summary Stage 2000, TNM N 2016 (NAACCR)
Summary Stage 2000, TNM Stage Group (COC)
Summary Stage 2018 (NAACCR)
Summary Stage 2018, Behavior Code ICDO3 (NAACCR)
Summary Stage 2018, Date of DX (NAACCR)
Summary Stage 2018, Date of DX (SEER)
Summary Stage 2018, EOD (SEER)
Summary Stage 2018, Regional Nodes Positive (NAACCR)
Summary Stage 2018, Schema ID (NAACCR)
Surgery 98-02, Rad, Rad Surg (SEER IF105)
Surgery 98-02, Reason for No Surg (SEER IF107)
Surgery Rad, Phase I Rad Surg (SEER)
Surgery Rad, Rad Surg (SEER IF75)
Surgery, Rad, Surg/Rad Seq (COC)
Surgery, Reason for No Surg (SEER IF77)
Surgery, Reason No Surg (COC)
Surgery, RX Date Surgery, ICDO2 (COC)
Surgery, RX Date Surgery, ICDO3 (COC)
Surgery, RX Date Surgery, Schema ID (COC)
Surv--Cases Dx After Study Cutoff (SEER)
Surv-Date Active Followup (SEER)
Surv-Date Active Followup, Date Last Cont (SEER)
Surv-Date Active Followup, Mos, Flag (SEER)
Surv-Date DX Recode (SEER)
Surv-Date DX Recode, Date of Diagnosis (SEER)
Surv-Date Presumed Alive (SEER)
Surv-Date Presumed Alive, Date Last Cont, DX (SEER)
Surv-Date Presumed Alive, Mos, Flag (SEER)
Surv-Flag Active Followup (SEER)
Surv-Flag Active Followup, Mos Act Followup (SEER)
Surv-Flag Active Followup, Type Report Src (SEER)
Surv-Flag Presumed Alive (SEER)
Surv-Flag Presumed Alive, Mos Presumed Alive (SEER)
Surv-Flag Presumed Alive, Type Report Src (SEER)
Surv-Mos Active Followup (SEER)
Surv-Mos Presumed Alive (SEER)

Systemic RX, Surgery, Systemic/Sur Seq (COC)
Telephone (COC)
Testis Serum Markers Post-Orchiectomy, Lab Value (NAACCR)
Testis Serum Markers Post-Orchiectomy, Lab Value, CoC Flag (SEER)
Testis Serum Markers Post-Orchiectomy, Range (NAACCR)
Text--Dx Proc--Path, Diagnostic Confirm (NAACCR)
Text--Histology Title (NAACCR)
Text--Primary Site Title (NAACCR)
Thrombocytopenia, Date DX (NAACCR)
Thrombocytopenia, Schema ID, Required (NAACCR)
Thyroid, Nodes Pos/Ex, EOD Regional Nodes (SEER)
TNM Clin Descriptor (COC)
TNM Clin Descriptor, Date of Diagnosis (NPCR)
TNM Clin Descriptor, Date of Diagnosis (SEER)
TNM Clin Descriptor, Histologies - Ed 7 (COC)
TNM Clin Descriptor, Stage, Lymphoma (COC)
TNM Clin Descriptor, TNM Fields (NPCR)
TNM Clin M c,p pre2016 (NAACCR)
TNM Clin M Conv (COC)
TNM Clin M, Date of Diagnosis (COC)
TNM Clin N c,p pre2016 (NAACCR)
TNM Clin N Conv (COC)
TNM Clin N, Date of Diagnosis (COC)
TNM Clin N, Digestive, Assess Nodes SSF (COC)
TNM Clin Stage Group (COC)
TNM Clin Stage Group, 2016 (COC)
TNM Clin Stage Group, Date of Diagnosis (COC)
TNM Clin Stage Group, SSF 2 Lymphoma (COC)
TNM Clin Stage Group, TNM Items, ICDO3 (COC)
TNM Clin Stage Group, TNM Path Stage Group (COC)
TNM Clin Stage Group, TNM Path Stage Group (NAACCR)
TNM Clin Staged By (COC)
TNM Clin Staged By, Date of Diagnosis (COC)
TNM Clin Staged By, Date of Diagnosis (SEER)
TNM Clin T c,p pre2016 (NAACCR)
TNM Clin T Conv (COC)
TNM Clin T, Clin M (COC)
TNM Clin T, Clin N (COC)
TNM Clin T, Clin Size, Site Spec - Ed 7 (SEER)
TNM Clin T, Date of Diagnosis (COC)
TNM Clin T, Date of Diagnosis (SEER)

TNM Clin T, Histology, Grade, Thyroid (COC)
TNM Clin T, N, M, In Situ (COC)
TNM Clin T, SSF 2 Melanoma Conjunctiva (COC)
TNM Clin T, SSF 3 Soft Tissue (COC)
TNM Clin T, Surgery, Prostate (COC)
TNM Edition Number (COC)
TNM Edition Number (NAACCR)
TNM Edition Number (SEER)
TNM Edition Number, AJCC ID (COC)
TNM Edition Number, Date of Diagnosis (CCCR)
TNM Edition Number, Date of Diagnosis (COC)
TNM Edition Number, Date of Diagnosis (NPCR)
TNM Edition Number, Date of Diagnosis (SEER)
TNM Edition Number, Date of Diagnosis, CoC Flag (NPCR)
TNM Edition Number, No AJCC Ed 5 Scheme, ICDO3 (COC)
TNM Edition Number, No AJCC Ed 6 Scheme, ICDO3 (COC)
TNM Edition Number, TNM Fields (NPCR)
TNM Edition, TNM Clin Stage, TNM Path Stage (COC)
TNM Edition, TNM Clin Stage, TNM Path Stg (NAACCR)
TNM Fields, Type of Reporting Source (SEER)
TNM Groups Beh 3 with Insitu 88 (COC)
TNM Groups Not Stageable - Insitu (COC)
TNM Items, DX Post 2017 (NAACCR)
TNM M, Mets at DX (COC)
TNM M, Mets at DX, Melanoma of Skin (COC)
TNM M, SSF 3 Kidney (COC)
TNM M, SSF 4 Melanoma of Skin (COC)
TNM M, SSF 4 Uveal Melanoma (COC)
TNM N, Size Nodes, Site Spec - Ed 7 (COC)
TNM N, SSF 3 Melanoma of Skin (COC)
TNM N, SSF 3 Merkel Cell (COC)
TNM N, SSF 3, 5 Corpus Uteri (COC)
TNM N, SSF 4, 6 Fallopian Tube (COC)
TNM N, SSF 5 Testis (COC)
TNM Path cN0 2016 (COC)
TNM Path Descriptor (COC)
TNM Path Descriptor, Date of Diagnosis (NPCR)
TNM Path Descriptor, Date of Diagnosis (SEER)
TNM Path Descriptor, RX Dates - Ed 7 (COC)
TNM Path Descriptor, TNM Fields (NPCR)
TNM Path M c,p pre2016 (NAACCR)

TNM Path M Conv (COC)
TNM Path M, Date of Diagnosis (COC)
TNM Path M1, Clin T, N (COC)
TNM Path N c,p pre2016 (NAACCR)
TNM Path N Conv (COC)
TNM Path N, Date of Diagnosis (COC)
TNM Path N, Reg Nodes Ex - Ed 7 (COC)
TNM Path N, Reg Nodes Pos - Ed 7 (COC)
TNM Path N, Reg Nodes Pos,Ex, Breast - Ed 7 (COC)
TNM Path N, SSF 3, 4, 5 Breast (COC)
TNM Path N, SSF 4 Colon (COC)
TNM Path Stage Group (COC)
TNM Path Stage Group, 2016 (COC)
TNM Path Stage Group, Date of Diagnosis (COC)
TNM Path Stage Group, Prim Site, Surg - Ed 7 (COC)
TNM Path Stage Group, TNM Items, ICDO3 (COC)
TNM Path Stage Group, TNM Items, ICDO3 (NAACCR)
TNM Path Staged By (COC)
TNM Path Staged By (NAACCR)
TNM Path Staged By, Date of Diagnosis (COC)
TNM Path Staged By, Date of Diagnosis (SEER)
TNM Path T c,p pre2016 (NAACCR)
TNM Path T Conv (COC)
TNM Path T, Date of Diagnosis (COC)
TNM Path T, Depth, Melanoma - Ed 7 (COC)
TNM Path T, N, M, In Situ (COC)
TNM Path T, Path M (COC)
TNM Path T, Path N (COC)
TNM Path T, Path Size, Site Spec - Ed 7 (SEER)
TNM Path T, Primary Site, Surgery - Ed 7 (COC)
TNM Path T, SSF 1 Retinoblastoma (COC)
TNM Path T, SSF 1, 2, 3 Kidney (COC)
TNM Path T, SSF 2, 7 Melanoma Skin (COC)
TNM Path T, SSF 3 Prostate (COC)
TNM Stage, Date Dx,Type Report Source (NPCR)
TNM T, Breast, Inflamm Carcinoma (COC)
TNM T, Clin and Path Stage, Behavior 2 (COC)
TNM T, Clin and Path Stage, Behavior 3 (COC)
TNM T, Deep Sites Soft Tissue (COC)
TNM T, Descriptor, SSF 1 Thyroid (COC)
TNM T, N, M - No Primary Found (COC)

TNM T, Size, Uveal Melanoma (COC)
TNM T, SSF 1 Conjunctiva (COC)
TNM T, SSF 1, 2 Lung (COC)
TNM T, SSF 10 Bile Ducts Intrahepatic (COC)
TNM T, SSF 12, Tumor Size, Carcinoma of Skin (COC)
TNM T, SSF 6 Breast (COC)
TNM T, SSF 6 Skin of Eyelid (COC)
TNM T, SSize, Site Spec - Ed 7 (COC)
TNM T3, Carcinoma of Skin (COC)
Total Dose (COC)
Tumor Deposits, Colorectal, EOD Regional Nodes (SEER)
Tumor Deposits, Colorectal, Summary Stage 2018 (NAACCR)
Tumor Deposits, Colorectal, Surgery (NAACCR)
Tumor Deposits, Date DX (NAACCR)
Tumor Deposits, Schema ID, Required (NAACCR)
Tumor Growth Pattern, Date DX (NAACCR)
Tumor Growth Pattern, Schema ID, Required (NAACCR)
Tumor Marker 1 (SEER TUMMARK1)
Tumor Marker 1, Date of Diagnosis (SEER IF65)
Tumor Marker 1, Primary Site, Morph ICDO2 (COC)
Tumor Marker 1, Primary Site, Morph ICDO3 (COC)
Tumor Marker 1, Type of Report Srce (SEER IF67)
Tumor Marker 2 (SEER TUMMARK2)
Tumor Marker 2, Date of Diagnosis (SEER IF66)
Tumor Marker 2, Primary Site (COC)
Tumor Marker 2, Type of Report Srce (SEER IF68)
Tumor Marker 3 (SEER TUMMARK3)
Tumor Marker 3, Date of Diagnosis (SEER IF73)
Tumor Marker 3, Primary Site (COC)
Tumor Marker 3, Type of Report Srce (SEER IF74)
Tumor Record Number (NAACCR)
Tumor Size 998, Schema ID (NAACCR)
Tumor Size 999, Schema ID (NAACCR)
Tumor Size Clin, Path, Summ (NAACCR)
Tumor Size Clinical (SEER)
Tumor Size Clinical, Date of Diagnosis (SEER)
Tumor Size Clinical, Primary Site (SEER)
Tumor Size Clinical, TNM Clin T (SEER)
Tumor Size Pathologic (SEER)
Tumor Size Pathologic, Date of Diagnosis (SEER)
Tumor Size Pathologic, Primary Site (SEER)

Tumor Size Pathologic, SSF 6 Breast (SEER)
Tumor Size Pathologic, TNM Path T (SEER)
Tumor Size Summary (NPCR)
Tumor Size Summary, Date of Diagnosis (NPCR)
Tumor Size Summary, Primary Site (COC)
Tumor Size Summary, TNM Clin/Path T (COC)
Type of Rep Srce(DC),Seq Num--Cent,ICDO3 (SEER IF04)
Type of Report Srce (AO), Date of Dx (SEER IF02)
Type of Report Srce (DC/AO), SEER Fup (SEER IF10)
Type of Report Srce(DC), EOD Coding Sys (SEER IF11)
Type of Report Srce(DC/AO), COD (SEER IF09)
Type of Report Srce(DC/AO), Diag Conf (SEER IF05)
Type of Report Srce(DC/AO), Vit Stat (COC)
Type of Report Srce(DC/AO), Vital Stat (SEER IF08)
Type of Report Srce, Diagnostic Proc (SEER IF20)
Type of Reporting Source (SEER RPRTSRC)
Type of Reporting Source, Date of DX (SEER IF152)
Ulceration, Date DX (NAACCR)
Ulceration, Schema ID, Required (NAACCR)
Unknown Site, Hist ICDO3, Summ Stg 1977 (NAACCR)
Unknown Site, Laterality (SEER IF138)
Unknown Site, Summary Stage 1977, ICDO2 (NAACCR)
URIC 2000 (NAACCR)
URIC 2010 (NAACCR)
Verify ICDO2 to ICDO3 Conversion (NAACCR)
Visceral and Parietal Pleura Invasion, Lung, EOD Primary Tumor (SEER)
Visceral and Parietal Pleura Invasion, Lung, Summary Stage 2018 (NAACCR)
Visceral and Parietal Pleural Invasion, Date DX (NAACCR)
Visceral and Parietal Pleural Invasion, Schema ID, Required (NAACCR)
Vital Status (COC)
Vital Status Recode (NAACCR)
Vital Status, Cause of Death (NPCR)
Vital Status, Cause of Death (SEER IF36)
Abstracted By (NAACCR)
Abstracted By, Date of Diagnosis (COC)
Accession Number, Class of Case, Seq Number (COC)
Accession Number--Hosp (COC)
Addr at DX--City (COC)
Addr at DX--City (NAACCR)
Addr at DX--City, Date of Diagnosis (COC)
Addr at DX--Country (COC)
Addr at DX--Country (NAACCR)

Addr at DX--Country, Date of Diagnosis (COC)
Addr at DX--Country, Date of Diagnosis (NAACCR)
Addr at DX--Country, State (NAACCR)
Addr at DX--No/Street (COC)
Addr at DX--No/Street (NAACCR)
Addr at DX--No/Street, Date of Diagnosis (COC)
Addr at DX--Postal Code (NAACCR)
Addr at DX--Postal Code, Addr at DX--State (COC)
Addr at DX--State (COC)
Addr at DX--State (NAACCR)
Addr at DX--State, Date of Diagnosis (COC)
Addr at DX--State, Postal Code Range (NAACCR)
Addr at DX--Supplementl (COC)
Addr Current--City (COC)
Addr Current--City (NAACCR)
Addr Current--City, Date of Diagnosis (COC)
Addr Current--Country (COC)
Addr Current--Country (NAACCR)
Addr Current--Country, Date of Diagnosis (COC)
Addr Current--Country, Date of Diagnosis (NAACCR)
Addr Current--Country, State (NAACCR)
Addr Current--No/Street (COC)
Addr Current--No/Street (NAACCR)
Addr Current--No/Street, Date of Diagnosis (COC)
Addr Current--Postal Code (COC)
Addr Current--Postal Code (NAACCR)
Addr Current--Postal Code, Addr Current-State (COC)
Addr Current--Postal Code, Date of Diagnosis (COC)
Addr Current--State (COC)
Addr Current--State (NAACCR)
Addr Current--State, Date of Diagnosis (COC)
Addr Current--Supplementl (COC)
Age at Diagnosis (SEER AGEDX)
Age at Diagnosis, Text--Usual Industry (NAACCR)
Age at Diagnosis, Text--Usual Occupation (NAACCR)
Age, Birth Date, Date of Diagnosis (NAACCR IF13)
Age, Histologic Type, COD, ICDO3 (SEER IF43)
Age, Primary Site, Morph ICDO3--Adult (SEER)
Age, Primary Site, Morph ICDO3--Pediatric (NPCR)
Age, Primary Site, Morphology ICDO2 (SEER IF15)
Age, Primary Site, Morphology ICDO3 (SEER IF15)
Ambig Term DX, Date Conclusive DX (SEER IF162)
Ambiguous Terminology DX (SEER)

Ambiguous Terminology DX, Date of DX (CCCR)
Ambiguous Terminology DX, Date of DX (SEER IF157)
Archive FIN (COC)
Archive FIN, Date of Diagnosis (COC)
Autopsy Only, RX (NPCR)
Behav ICDO2, Date of DX, ICDO2 Conv Flag(SEER IF85)
Behav ICDO3, Date of DX, ICDO3 Conv Flag(SEER IF87)
Behavior (73-91) ICD-O-1 (SEER)
Behavior Code ICDO2, Sequence Number--Hosp (COC)
Behavior Code ICDO3, Seq Num--Central (SEER IF114)
Behavior Code ICDO3, Sequence Number--Hosp (COC)
Behavior ICDO2 (COC)
Behavior ICDO2, Behavior ICDO3 (SEER IF115)
Behavior ICDO2, Date of Diagnosis (NAACCR)
Behavior ICDO2, Histology ICDO2 (NAACCR)
Behavior ICDO2, Summary Stage 1977 (NAACCR)
Behavior ICDO3 (COC)
Behavior ICDO3 Conversion (NAACCR)
Behavior ICDO3, Date of Diagnosis (NAACCR)
Behavior ICDO3, Site, Histology ICDO3 (NAACCR)
Behavior ICDO3, Summary Stage 1977 (NAACCR)
Behavior ICDO3, Summary Stage 2000 (NAACCR)
Birthplace (SEER POB)
Birthplace, Country, State (NAACCR)
Birthplace--Country (COC)
Birthplace--Country (NAACCR)
Birthplace--Country, Date of Diagnosis (COC)
Birthplace--Country, Date of Diagnosis (NAACCR)
Birthplace--Country, State (NAACCR)
Birthplace--State (COC)
Birthplace--State (NAACCR)
Birthplace--State, Date of Diagnosis (COC)
Birthplace--State, Date of Diagnosis (NAACCR)
Bladder, RX Hosp--Surg Prim Site, BRM (COC)
Bladder, RX Summ--Surg Prim Site, BRM (COC)
Cancer Status (COC)
Cancer Status (NAACCR)
Casefinding Source (NAACCR)
Casefinding Source, Date of DX (SEER IF153)
Cause of Death (NAACCR)
Cause of Death (SEER COD)
Census Block Group 2000 (NAACCR)
Census Block Group 2010 (NAACCR)

Census Block Grp 1970-90 (NAACCR)
Census Cod Sys 1970/80/90 (SEER RESSYST)
Census Cod Sys 1970/80/90, Date of Diag (SEER IF49)
Census Ind Code 1970-2000 vs. Coding System (NPCR)
Census Ind Code 2010 (NPCR)
Census Occ Code 1970-2000 vs. Coding System (NPCR)
Census Occ Code 2010 (NPCR)
Census Occ/Ind Sys 70-00 (NPCR)
Census Tr Cert 1970/80/90 (SEER CENS CERT)
Census Tr Certainty 2000 (SEER)
Census Tr Certainty 2000, Date of DX (SEER IF112)
Census Tr Certainty 2010 (SEER)
Census Tr Poverty Indictr (SEER)
Census Tr Poverty Indictr, Date of DX (NPCR)
Census Tr Poverty Indictr, Date of DX (SEER)
Census Tract 1970/80/90 (SEER TRACT)
Census Tract 1970/80/90, Census Cod Sys (SEER IF45)
Census Tract 2000 (SEER)
Census Tract 2000, Date of DX (SEER IF111)
Census Tract 2000, State, County at DX (NPCR)
Census Tract 2000, State, County, 2000-2009 (NPCR)
Census Tract 2010 (SEER)
Census Tract 2010, State, County at DX (NPCR)
Census Tract 2010, State, County, 2010-2019 (NPCR)
Cervix In Situ ICDO3 (SEER IF88)
Class of Case (COC)
Class of Case, RX (COC)
Class of Case, Date of 1st Cont, Date of DX (COC)
Class of Case, Type of Reporting Source (NAACCR)
Class of Case, Prim Site, Hist, Beh, DX (COC)
Class, Date Diag, Date Last Cont, Vit Stat (COC)
COC Coding Sys--Curr, COC Coding Sys--Orig (COC)
COC Coding Sys--Current (COC)
COC Coding Sys--Current (NAACCR)
COC Coding Sys--Current, Date of Diagnosis (NAACCR)
COC Coding Sys--Original (COC)
COC Coding Sys--Original, Date of Diagnosis (COC)
COC Coding Sys--Original, Date of DX (NAACCR)
Coding System for EOD (SEER EODSYST)
Comorbid/Compl 1, Secondary DX 1, Date DX (COC)
Comorbid/Complication 1 - 10 (COC)
Comorbid/Complication 1, Date DX (COC)
Comorbid/Complication 10, Date DX (COC)

Comorbid/Complication 2, Date DX (COC)
Comorbid/Complication 3, Date DX (COC)
Comorbid/Complication 4, Date DX (COC)
Comorbid/Complication 5, Date DX (COC)
Comorbid/Complication 6, Date DX (COC)
Comorbid/Complication 7, Date DX (COC)
Comorbid/Complication 8, Date DX (COC)
Comorbid/Complication 9, Date DX (COC)
CompEthn, Date of Diag (SEER IF71)
Computed Ethnicity (SEER COMPETHN)
Computed Ethnicity Source (SEER ETHNSRC)
County (SEER IFCOUNTY)
County at DX (COC)
County at DX (NAACCR)
County at DX (NPCR)
County at DX, Addr at DX--State (NAACCR)
County at DX, Date of Diagnosis (COC)
CS Eval Items, Class of Case (CS)
CS Eval Items, Type of Reporting Source (CS)
CS Eval Items, Vital Status (CS)
CS Ext, Histol ICDO3, Breast Schema (CS)
CS Ext, LN, Mets at DX, SSF 1, Retinoblastoma (CS)
CS Ext, LN, Mets at DX, SSF 3, Prostate (CS)
CS Ext, Surg, TS/Ext Eval, Prostate (CS)
CS Ext,TS/Ext Eval, SSF 1, MelanomaConjunc (CS)
CS Extension (CS)
CS Extension, Brain Schema (CS)
CS Extension, CS Lymph Nodes, CS Mets at DX (CS)
CS Extension, CS Tumor Size, Breast Schema (CS)
CS Extension, CS Tumor Size, MycosisFungoides (CS)
CS Extension, CS Tumor Size, Site, Hist ICDO3 (CS)
CS Extension, Hematopoietic (CS)
CS Extension, Hist, Grade, Esophagus Schema (CS)
CS Extension, Hist, Grade, EsophagusGEJunction(CS)
CS Extension, Histology, Grade, Thyroid (CS)
CS Extension, KidneyRenalPelvis Schema (CS)
CS Extension, Lymphoma Schema (CS)
CS Extension, Morphology, Bladder ICDO3 (CS)
CS Extension, Mycosis Fungoides Schema (CS)
CS Extension, MyelomaPlasmaCellDisorder (CS)
CS Extension, Primary Site, Behavior ICDO3 (CS)
CS Extension, Schema (CS)
CS Extension, SSF 1, Conjunctiva Schema (CS)

CS Extension, SSF 1, Head and Neck Schemas (CS)
CS Extension, SSF 1, Lung Schema (CS)
CS Extension, SSF 1, MelanomaConjunctiva (CS)
CS Extension, SSF 1, Thyroid Schema (CS)
CS Extension, SSF 11, MerkelCellVulva Schema (CS)
CS Extension, SSF 11, Vulva Schema (CS)
CS Extension, SSF 16, MerkelCell Schemas (CS)
CS Extension, SSF 16, Scrotum Schema (CS)
CS Extension, SSF 16, Skin Schema (CS)
CS Extension, SSF 17, MerkelCell Schemas (CS)
CS Extension, SSF 17, Penis Schema (CS)
CS Extension, SSF 18, MerkelCell Schemas (CS)
CS Extension, SSF 2, Bladder Schema (CS)
CS Extension, SSF 2, KidneyRenalPelvis (CS)
CS Extension, SSF 2, Lung Schema (CS)
CS Extension, SSF 2, MelanomaChoroid (CS)
CS Extension, SSF 2, MelanomaCiliaryBody (CS)
CS Extension, SSF 2, Vagina Schema (CS)
CS Extension, SSF 24, Breast Schema (CS)
CS Extension, SSF 3, Behavior, Prostate (CS)
CS Extension, SSF 3, Bladder Schema (CS)
CS Extension, SSF 3, Breast Schema (CS)
CS Extension, SSF 3, CorpusCarcinoma Schema (CS)
CS Extension, SSF 3, Head and Neck Schemas (CS)
CS Extension, SSF 3, MelanomaChoroid (CS)
CS Extension, SSF 3, MelanomaCiliaryBody (CS)
CS Extension, SSF 4, FallopianTube Schema (CS)
CS Extension, SSF 4, Head and Neck Schemas (CS)
CS Extension, SSF 4, Vagina Schema (CS)
CS Extension, SSF 5, CorpusCarcinoma Schema (CS)
CS Extension, SSF 5, Head and Neck Schemas (CS)
CS Extension, SSF 5, Testis Schema (CS)
CS Extension, SSF 6, FallopianTube Schema (CS)
CS Extension, SSF 6, Head and Neck Schemas (CS)
CS Extension, SSF 6, Vagina Schema (CS)
CS Extension, SSF 8, KidneyParenchyma (CS)
CS Extension, SSF 9, Head and Neck Schemas (CS)
CS Extension, Surgery, Prostate Schema (CS)
CS Extension, TS/Ext Eval, Prostate Schema (CS)
CS Extension, Tumor Size, Lung Schema (CS)
CS Items - CCCR Required - Non-SSF (CS)
CS Items - CCCR Required - SSF 1 (CS)
CS Items - CCCR Required - SSF 10 (CS)

CS Items - CCCR Required - SSF 11 (CS)
CS Items - CCCR Required - SSF 12 (CS)
CS Items - CCCR Required - SSF 13 (CS)
CS Items - CCCR Required - SSF 14 (CS)
CS Items - CCCR Required - SSF 15 (CS)
CS Items - CCCR Required - SSF 16 (CS)
CS Items - CCCR Required - SSF 17 (CS)
CS Items - CCCR Required - SSF 18 (CS)
CS Items - CCCR Required - SSF 19 (CS)
CS Items - CCCR Required - SSF 2 (CS)
CS Items - CCCR Required - SSF 20 (CS)
CS Items - CCCR Required - SSF 21 (CS)
CS Items - CCCR Required - SSF 22 (CS)
CS Items - CCCR Required - SSF 23 (CS)
CS Items - CCCR Required - SSF 24 (CS)
CS Items - CCCR Required - SSF 3 (CS)
CS Items - CCCR Required - SSF 4 (CS)
CS Items - CCCR Required - SSF 5 (CS)
CS Items - CCCR Required - SSF 6 (CS)
CS Items - CCCR Required - SSF 7 (CS)
CS Items - CCCR Required - SSF 8 (CS)
CS Items - CCCR Required - SSF 9 (CS)
CS Items - COC Required - Non-SSF (CS)
CS Items - COC Required - SSF 1 (CS)
CS Items - COC Required - SSF 10 (CS)
CS Items - COC Required - SSF 11 (CS)
CS Items - COC Required - SSF 12 (CS)
CS Items - COC Required - SSF 13 (CS)
CS Items - COC Required - SSF 14 (CS)
CS Items - COC Required - SSF 15 (CS)
CS Items - COC Required - SSF 16 (CS)
CS Items - COC Required - SSF 17 (CS)
CS Items - COC Required - SSF 18 (CS)
CS Items - COC Required - SSF 19 (CS)
CS Items - COC Required - SSF 2 (CS)
CS Items - COC Required - SSF 20 (CS)
CS Items - COC Required - SSF 21 (CS)
CS Items - COC Required - SSF 22 (CS)
CS Items - COC Required - SSF 23 (CS)
CS Items - COC Required - SSF 24 (CS)
CS Items - COC Required - SSF 3 (CS)
CS Items - COC Required - SSF 4 (CS)
CS Items - COC Required - SSF 5 (CS)

CS Items - COC Required - SSF 6 (CS)
CS Items - COC Required - SSF 7 (CS)
CS Items - COC Required - SSF 8 (CS)
CS Items - COC Required - SSF 9 (CS)
CS Items - NPCR Required - Non-SSF (CS)
CS Items - NPCR Required - SSF 1 (CS)
CS Items - NPCR Required - SSF 10 (CS)
CS Items - NPCR Required - SSF 11 (CS)
CS Items - NPCR Required - SSF 12 (CS)
CS Items - NPCR Required - SSF 13 (CS)
CS Items - NPCR Required - SSF 14 (CS)
CS Items - NPCR Required - SSF 15 (CS)
CS Items - NPCR Required - SSF 16 (CS)
CS Items - NPCR Required - SSF 17 (CS)
CS Items - NPCR Required - SSF 18 (CS)
CS Items - NPCR Required - SSF 19 (CS)
CS Items - NPCR Required - SSF 2 (CS)
CS Items - NPCR Required - SSF 20 (CS)
CS Items - NPCR Required - SSF 21 (CS)
CS Items - NPCR Required - SSF 22 (CS)
CS Items - NPCR Required - SSF 23 (CS)
CS Items - NPCR Required - SSF 24 (CS)
CS Items - NPCR Required - SSF 3 (CS)
CS Items - NPCR Required - SSF 4 (CS)
CS Items - NPCR Required - SSF 5 (CS)
CS Items - NPCR Required - SSF 6 (CS)
CS Items - NPCR Required - SSF 7 (CS)
CS Items - NPCR Required - SSF 8 (CS)
CS Items - NPCR Required - SSF 9 (CS)
CS Items - Required for Staging - SSF 1 (NAACCR)
CS Items - Required for Staging - SSF 10 (NAACCR)
CS Items - Required for Staging - SSF 11 (NAACCR)
CS Items - Required for Staging - SSF 12 (NAACCR)
CS Items - Required for Staging - SSF 13 (NAACCR)
CS Items - Required for Staging - SSF 14 (NAACCR)
CS Items - Required for Staging - SSF 15 (NAACCR)
CS Items - Required for Staging - SSF 16 (NAACCR)
CS Items - Required for Staging - SSF 17 (NAACCR)
CS Items - Required for Staging - SSF 18 (NAACCR)
CS Items - Required for Staging - SSF 19 (NAACCR)
CS Items - Required for Staging - SSF 2 (NAACCR)
CS Items - Required for Staging - SSF 20 (NAACCR)
CS Items - Required for Staging - SSF 21 (NAACCR)

CS Items - Required for Staging - SSF 22 (NAACCR)
CS Items - Required for Staging - SSF 23 (NAACCR)
CS Items - Required for Staging - SSF 24 (NAACCR)
CS Items - Required for Staging - SSF 3 (NAACCR)
CS Items - Required for Staging - SSF 4 (NAACCR)
CS Items - Required for Staging - SSF 5 (NAACCR)
CS Items - Required for Staging - SSF 6 (NAACCR)
CS Items - Required for Staging - SSF 7 (NAACCR)
CS Items - Required for Staging - SSF 8 (NAACCR)
CS Items - Required for Staging - SSF 9 (NAACCR)
CS Items - SEER Required - Non-SSF (CS)
CS Items - SEER Required - SSF 1 (CS)
CS Items - SEER Required - SSF 10 (CS)
CS Items - SEER Required - SSF 11 (CS)
CS Items - SEER Required - SSF 12 (CS)
CS Items - SEER Required - SSF 13 (CS)
CS Items - SEER Required - SSF 14 (CS)
CS Items - SEER Required - SSF 15 (CS)
CS Items - SEER Required - SSF 16 (CS)
CS Items - SEER Required - SSF 17 (CS)
CS Items - SEER Required - SSF 18 (CS)
CS Items - SEER Required - SSF 19 (CS)
CS Items - SEER Required - SSF 2 (CS)
CS Items - SEER Required - SSF 20 (CS)
CS Items - SEER Required - SSF 21 (CS)
CS Items - SEER Required - SSF 22 (CS)
CS Items - SEER Required - SSF 23 (CS)
CS Items - SEER Required - SSF 24 (CS)
CS Items - SEER Required - SSF 3 (CS)
CS Items - SEER Required - SSF 4 (CS)
CS Items - SEER Required - SSF 5 (CS)
CS Items - SEER Required - SSF 6 (CS)
CS Items - SEER Required - SSF 7 (CS)
CS Items - SEER Required - SSF 8 (CS)
CS Items - SEER Required - SSF 9 (CS)
CS Items, DX Pre-2004 (CS)
CS Items, DX Pre-2004 (SEER)
CS Items, Type Reporting Source-DCO (CS)
CS LN, Nodes Eval, SSF 3, MelanomaSkin (CS)
CS LN, Nodes Eval, SSF 3, MerkelCellPenis (CS)
CS LN, Nodes Eval, SSF 3, MerkelCellScrotum (CS)
CS LN, Nodes Eval, SSF 3, MerkelCellSkin (CS)
CS LN, Nodes Eval, SSF 3, MerkelCellVulva (CS)

CS LN, RNP, Nodes Eval, SSF 3, MelanomaSkin (CS)
CS Lymph Nodes (CS)
CS Lymph Nodes Eval (CS)
CS Lymph Nodes Eval, Lymph Nodes, Breast Schema(CS)
CS Lymph Nodes Eval, Nodes Ex (CS)
CS Lymph Nodes Eval, Schema (CS)
CS Lymph Nodes, IntracranialGland Schema (CS)
CS Lymph Nodes, LN Nodes Eval, RNP, Testis (CS)
CS Lymph Nodes, Lymph Nodes Eval, RNP (CS)
CS Lymph Nodes, MyelomaPlasmaCellDisorder (CS)
CS Lymph Nodes, Nodes Pos, ColoAppRectal (CS)
CS Lymph Nodes, Nodes Pos, MelanomaSkin (CS)
CS Lymph Nodes, Nodes Pos, MerkelCell Schemas(CS)
CS Lymph Nodes, Nodes Pos, SSF3, Breast Schema(CS)
CS Lymph Nodes, Regional Nodes Positive (CS)
CS Lymph Nodes, Schema (CS)
CS Lymph Nodes, SSF 1, Head/Neck Schemas (CS)
CS Lymph Nodes, SSF 17, Penis (CS)
CS Lymph Nodes, SSF 4, 5, Breast Schema (CS)
CS Lymph Nodes, SSF3, Nodes Eval, MelanomaSkin(CS)
CS Lymph Nodes, SSF3, Nodes Eval, MerkelCell (CS)
CS Mets at DX (CS)
CS Mets at DX, Colon Schema (CS)
CS Mets at DX, Lung, Laterality (CS)
CS Mets at DX, Rectum Schema (CS)
CS Mets at DX, Schema (CS)
CS Mets at DX, SSF 20, Breast Schema (CS)
CS Mets at DX, SSF 4, MelanomaChor/Cil/Iris(CS)
CS Mets at DX-BBLL, LymphomaOcularAdnexa (CS)
CS Mets at DX-BBLL, MycosisFungoides (CS)
CS Mets at DX-Bone (CS)
CS Mets at DX-Bone, CS Mets at DX (CS)
CS Mets at DX-Brain (CS)
CS Mets at DX-Brain, CS Mets at DX (CS)
CS Mets at DX-Liver (CS)
CS Mets at DX-Liver, CS Mets at DX (CS)
CS Mets at DX-Lung (CS)
CS Mets at DX-Lung, CS Mets at DX (CS)
CS Mets Eval (CS)
CS Mets Eval, Mets at DX, CS Version Inp Orig (CS)
CS Mets Eval, Schema (CS)
CS Over-ride CS 20, Date of Diagnosis (NPCR)
CS Over-ride CS 20, Rpt Srce, CS Fields (NPCR)

CS Over-rides (NPCR)
CS Reg Nodes Ex, Pos, Site, Hist ICDO3, Report(CS)
CS Schema, Path Grade System, Grade (CS)
CS Site-Specific Factor 1 (CS)
CS Site-Specific Factor 1, Schema (CS)
CS Site-Specific Factor 2 (CS)
CS Site-Specific Factor 2, Schema (CS)
CS Site-Specific Factor 3 (CS)
CS Site-Specific Factor 3, Schema (CS)
CS Site-Specific Factor 4 (CS)
CS Site-Specific Factor 4, Schema (CS)
CS Site-Specific Factor 5 (CS)
CS Site-Specific Factor 5, Schema (CS)
CS Site-Specific Factor 6 (CS)
CS Site-Specific Factor 6, Schema (CS)
CS Site-Specific Factor 7 (CS)
CS Site-Specific Factor 7, Schema (CS)
CS Site-Specific Factor 8 (CS)
CS Site-Specific Factor 8, Schema (CS)
CS Site-Specific Factor 9 (CS)
CS Site-Specific Factor 9, Schema (CS)
CS Site-Specific Factor10 (CS)
CS Site-Specific Factor10, Schema (CS)
CS Site-Specific Factor11 (CS)
CS Site-Specific Factor11, Schema (CS)
CS Site-Specific Factor12 (CS)
CS Site-Specific Factor12, Schema (CS)
CS Site-Specific Factor13 (CS)
CS Site-Specific Factor13, Schema (CS)
CS Site-Specific Factor14 (CS)
CS Site-Specific Factor14, Schema (CS)
CS Site-Specific Factor15 (CS)
CS Site-Specific Factor15, Schema (CS)
CS Site-Specific Factor16 (CS)
CS Site-Specific Factor16, Schema (CS)
CS Site-Specific Factor17 (CS)
CS Site-Specific Factor17, Schema (CS)
CS Site-Specific Factor18 (CS)
CS Site-Specific Factor18, Schema (CS)
CS Site-Specific Factor19 (CS)
CS Site-Specific Factor19, Schema (CS)
CS Site-Specific Factor20 (CS)
CS Site-Specific Factor20, Schema (CS)

CS Site-Specific Factor21 (CS)
CS Site-Specific Factor21, Schema (CS)
CS Site-Specific Factor22 (CS)
CS Site-Specific Factor22, Schema (CS)
CS Site-Specific Factor23 (CS)
CS Site-Specific Factor23, Schema (CS)
CS Site-Specific Factor24 (CS)
CS Site-Specific Factor24, Schema (CS)
CS Site-Specific Factor25 (CS)
CS Site-Specific Factor25, Schema (CS)
CS SSF 1, Behavior, Lung Schema (CS)
CS SSF 1, Brain, CNSOther, IntracranialGland (CS)
CS SSF 1, CS SSF 3, Lower GI Schemas (CS)
CS SSF 1, Extension, Gyn Schemas (CS)
CS SSF 1, Extension, KidneyParenchyma Schema (CS)
CS SSF 1, Histol, Urothelial Schemas (CS)
CS SSF 1, Lymph Nodes, CorpusAdenosarcoma (CS)
CS SSF 1, Lymph Nodes, CorpusCarcinoma (CS)
CS SSF 1, Lymph Nodes, CorpusSarcoma (CS)
CS SSF 1, RX Summ--Surg, Retinoblastoma Schema(CS)
CS SSF 1, Skin/Scrotum/Merkel Cell Schemas (CS)
CS SSF 1, SSF 2, Prostate Schema (CS)
CS SSF 1, SSF 2, SSF 15, SSF 16, Breast (CS)
CS SSF 1, Surg, DX/Stg, Sarcomas (CS)
CS SSF 1, Surg, DX/Stg, Skin/Scrotum/Merkel(CS)
CS SSF 1, Surg, Sarcomas (CS)
CS SSF 1, Surg, Skin/Scrotum/Merkel (CS)
CS SSF 1, Surg, Urothelial Schemas (CS)
CS SSF 1, Surgery, KidneyParenchyma Schema (CS)
CS SSF 1, TS/Ext Eval, Retinoblastoma Schema (CS)
CS SSF 1, Upper GI Schemas (CS)
CS SSF 10, Lymph Nodes, Vulva Schema (CS)
CS SSF 10, SSF 11, Breast (CS)
CS SSF 10, SSF 11, Surgery, DX/Stg, Breast (CS)
CS SSF 10, SSF 16, Testis (CS)
CS SSF 11, GISTAppendix, Colon, Rectum (CS)
CS SSF 11, Lip/OralCavity/Nasal Schemas (CS)
CS SSF 11, Lymph Nodes, Vulva (CS)
CS SSF 11, Surg, Appendix Schema (CS)
CS SSF 11, Surg, DX/Stg Proc, Appendix Schema (CS)
CS SSF 11, Surg, DX/Stg Proc, Skin Schema (CS)
CS SSF 11, Surg, Skin Schema (CS)
CS SSF 12, SSF 13, Breast (CS)

CS SSF 12, SSF 13, Prostate Schema (CS)
CS SSF 12, SSF 13, Surgery, DX/Stg, Breast (CS)
CS SSF 12, SSF 13, Testis (CS)
CS SSF 13, Extension, Prostate Schema (CS)
CS SSF 14, SSF 15, Testis (CS)
CS SSF 14, Surgery, DX/Stg, Breast (CS)
CS SSF 15, SSF 9, 11, 13, 14, Breast (CS)
CS SSF 16, MerkelCell Schemas (CS)
CS SSF 16, Skin and Scrotum Schemas (CS)
CS SSF 17, MerkelCell Schemas (CS)
CS SSF 18, MerkelCell Schemas (CS)
CS SSF 1-9, Head and Neck Schemas (CS)
CS SSF 2, Dx Conf, KidneyRenalPelvis (CS)
CS SSF 2, Ext, KidneyRenalPelvis (CS)
CS SSF 2, Extension, KidneyParenchyma Schema (CS)
CS SSF 2, Extension, Ovary Schema (CS)
CS SSF 2, LN, LN Eval, RNP, SmallIntestine (CS)
CS SSF 2, Lower GI Schemas (CS)
CS SSF 2, Lymph Nodes, Bladder (CS)
CS SSF 2, Lymph Nodes, Ovary (CS)
CS SSF 2, Lymph Nodes, PeritoneumFemaleGen (CS)
CS SSF 2, Lymph Nodes, Vagina (CS)
CS SSF 2, Mets at DX, Vagina (CS)
CS SSF 2, MyelomaPlasmaCellDisorder (CS)
CS SSF 2, RX Summ--Surg, DX/Stg, Pleura (CS)
CS SSF 2, RX Summ--Surg, Oth, DX/Stg, Lung (CS)
CS SSF 2, RX Summ--Surg, Pleura (CS)
CS SSF 2, SSF 3, Vagina (CS)
CS SSF 2, Surg, KidneyRenalPelvis (CS)
CS SSF 2, Surgery, KidneyParenchyma Schema (CS)
CS SSF 21, TS/Ext Eval, LN Eval, Breast (CS)
CS SSF 22, SSF 23, Breast (CS)
CS SSF 22, SSF 23, Surgery, DX/Stg, Breast (CS)
CS SSF 25, PeritoneumFemaleGen (CS)
CS SSF 3, RX Summ--SurgMargins, Prost Schema (CS)
CS SSF 3, Breast Schema (CS)
CS SSF 3, Extension, KidneyParenchyma Schema (CS)
CS SSF 3, Lymph Nodes, Bladder (CS)
CS SSF 3, Mets at Dx, KidneyParenchyma Schema (CS)
CS SSF 3, MyelomaPlasmaCellDisorder (CS)
CS SSF 3, RX Summ--Scope Reg LN Sur, Vagina (CS)
CS SSF 3, RX Summ--Surg, Prostate Schema (CS)
CS SSF 3, SSF 4, Prostate Schema (CS)

CS SSF 3, TS/Ext Eval, Prostate Schema (CS)
CS SSF 4, 5, 6, MelanomaSkin (CS)
CS SSF 4, CS SSF 5, Liver Schema (CS)
CS SSF 4, LymphNodes, NodesPos, ColoRectal (CS)
CS SSF 4, Mets at DX, Vagina (CS)
CS SSF 4, RX Summ--Surg, Testis Schema (CS)
CS SSF 4, SSF 5, Vagina (CS)
CS SSF 4, Surg, DX/Stg, KidneyParenchyma (CS)
CS SSF 4, Surgery, KidneyParenchyma Schema (CS)
CS SSF 5, GISTPeritoneum (CS)
CS SSF 5, Lymph Nodes, Testis (CS)
CS SSF 5, RX Summ--Surg, ColoRectal (CS)
CS SSF 5, SSF 7, RX Summ--Surg Other, Vagina (CS)
CS SSF 6, Breast Schema (CS)
CS SSF 6, CS SSF 7, Liver Schema (CS)
CS SSF 6, GISTEsoph, SmallIntest, Stomach (CS)
CS SSF 6, Histology, KidneyParenchyma Schema (CS)
CS SSF 6, Mets at DX, Vagina (CS)
CS SSF 6, RX Summ--Surg, ColoRectal (CS)
CS SSF 6, SSF 12, Testis (CS)
CS SSF 6, SSF 7, Testis (CS)
CS SSF 6, SSF 7, Vagina (CS)
CS SSF 6, Tumor Size, Breast Schema (CS)
CS SSF 7, 8, 12, 13, Prostate Schema (CS)
CS SSF 7, MelanomaSkin (CS)
CS SSF 7, SSF 13, Testis (CS)
CS SSF 7, SSF 8, Prostate Schema (CS)
CS SSF 8, CS SSF 9, Breast (CS)
CS SSF 8, CS SSF 9, Surgery, DX/Stg, Breast (CS)
CS SSF 8, Lymph Nodes, KidneyParenchyma (CS)
CS SSF 8, RX Summ--Surg, ColoRectal (CS)
CS SSF 8, RX Summ--Surg, DX/Stg, ColoRectal (CS)
CS SSF 8, SSF 10, Grade, Prostate (SEER)
CS SSF 8, SSF 14, Testis (CS)
CS SSF 8, SSF 9, Testis (CS)
CS SSF 9, Head and Neck Schemas (CS)
CS SSF 9, SSF 10, Prostate Schema (CS)
CS SSF 9, SSF 15, Testis (CS)
CS SSF 9, Surgery, MelanomaChor/Cil/Iris (CS)
CS TS/Ext Eval, Surg/Rad Seq, Prostate (CS)
CS TS/Ext Eval, Sys/Surg Seq, Prostate (CS)
CS TS/Ext Eval, Surgery, Bladder Schema (CS)
CS TS/Ext Eval, Surgery, Prostate Schema (CS)

CS Tumor Size (CS)
CS Tumor Size, Schema (CS)
CS Tumor Size, Site, HistoICDO3 (CS)
CS Tumor Size, SSF 1, MelanomaConjunctiva (CS)
CS Tumor Size/Ext Eval (CS)
CS Tumor Size/Ext Eval, Schema (CS)
CS Validate Schema (CS)
CS Validate Schema (NPCR)
CS Verify CStage Version 0205xx (CS)
CS Version Derived (CS)
CS Version Input Current (CS)
CS Version Input Current, CS Version Derived (CS)
CS Version Input Original (CS)
CS Version Input Original, CS Version Derived (CS)
CS Version Input Original, Version Input Curr (CS)
Date 1st Crs RX COC (COC)
Date 1st Crs RX COC , Date Flag (COC)
Date 1st Crs RX COC Flag (NAACCR)
Date 1st Crs RX COC, Date Flag (NPCR)
Date 1st Crs RX COC, Date Initial RX SEER (NPCR)
Date 1st Crs RX COC, Date of Diagnosis (COC)
Date 1st Crs RX COC, Date of Last Contact (COC)
Date 1st Crs RX COC, Dates of RX (COC)
Date 1st Crs RX COC, Dates of RX (NAACCR)
Date Case Completed (NAACCR DATEEDIT)
Date Case Completed, Date of Diagnosis (NAACCR)
Date Case Completed-CoC (COC)
Date Case Completed-CoC, Date of Diagnosis (COC)
Date Case Initiated (NAACCR)
Date Case Last Changed (NAACCR)
Date Case Report Exported (NAACCR DATEEDIT)
Date Case Report Loaded (NAACCR DATEEDIT)
Date Case Report Received (NAACCR DATEEDIT)
Date Conclusive DX (SEER)
Date Conclusive DX Flag (NAACCR)
Date Conclusive DX, Date Flag (NAACCR)
Date Conclusive DX, Date of DX (CCCR)
Date Conclusive DX, Date of DX (SEER IF164)
Date Initial RX SEER (NAACCR)
Date Initial RX SEER Flag (NAACCR)
Date Initial RX SEER, Ca Dir RX 2003 (SEER IF180)
Date Initial RX SEER, Ca Dir RX 98-02 (SEER IF179)
Date Initial RX SEER, Ca Dir RX Pre-98 (SEER IF34)

Date Initial RX SEER, Date Flag (NAACCR)
Date Initial RX SEER, Date Flag (NPCR)
Date Initial RX SEER, Date Last Cont(NAACCR IF35)
Date Initial RX SEER, Date of DX (NAACCR IF18)
Date of 1st Contact (COC)
Date of 1st Contact Flag (NAACCR)
Date of 1st Contact, Date Flag(NAACCR)
Date of Birth (NAACCR)
Date of Birth Flag (NAACCR)
Date of Birth, Date Flag (NAACCR)
Date of Birth, Date of Diagnosis (NAACCR IF47)
Date of Death Canada, Date Flag (CCCR)
Date of Death--Canada (CCCR)
Date of Death--Canada, Vital Status (NAACCR)
Date of Death--CanadaFlag (NAACCR)
Date of Diagnosis (NAACCR DATEEDIT)
Date of Diagnosis Flag (NAACCR)
Date of Diagnosis, Date Flag (NAACCR)
Date of Diagnosis, EOD Coding Sys, EOD (SEER IF33)
Date of Inpt Adm (NAACCR)
Date of Inpt Adm Flag (NAACCR)
Date of Inpt Adm, Date Flag (NAACCR)
Date of Inpt Disch (NAACCR)
Date of Inpt Disch Flag (NAACCR)
Date of Inpt Disch, Date Flag (NAACCR)
Date of Last Contact (NAACCR DATEEDIT)
Date of Last Contact Flag (NAACCR)
Date of Last Contact, Cause of Death (SEER IF12)
Date of Last Contact, Date Flag(NAACCR)
Date of Last Contact, Date of Diag. (NAACCR IF19)
Date of Mult Tum, Lymphoma/Leukem/Unk Site(NAACCR)
Date of Mult Tumors (SEER)
Date of Mult Tumors Flag (NAACCR)
Date of Mult Tumors, Date Flag (NAACCR)
Date of Mult Tumors, Date of DX (CCCR)
Date of Mult Tumors, Date of DX (SEER IF165)
Date Tumor Record Availbl (NAACCR DATEEDIT)
DC State File Number, Vital Status (NAACCR)
Death Certificate Only, RX (NPCR)
Derived AJCC-6 M (CS)
Derived AJCC-6 M Descriptor (CS)
Derived AJCC-6 N (CS)

Derived AJCC-6 N Descriptor (CS)
Derived AJCC-6 Stage Group (CS)
Derived AJCC-6 T (CS)
Derived AJCC-6 T Descriptor (CS)
Derived AJCC-7 M (CS)
Derived AJCC-7 M Descriptor (CS)
Derived AJCC-7 N (CS)
Derived AJCC-7 N Descript (CS)
Derived AJCC-7 Stage Group (CS)
Derived AJCC-7 T (CS)
Derived AJCC-7 T Descript (CS)
Derived AJCC--Flag (CS)
Derived AJCC--Flag, Derived AJCC (COC)
Derived AJCC--Flag, Derived AJCC (SEER)
Derived Items, Date of DX (CCCR)
Derived Items, Date of DX (COC)
Derived Items, Date of DX (NPCR)
Derived Items, Date of DX (SEER)
Derived Items, DX Pre-2004 (CS)
Derived SS1977 (CS)
Derived SS1977--Flag (CS)
Derived SS1977--Flag, Derived SS1977 (CS)
Derived SS2000 (CS)
Derived SS2000, Behavior ICDO3 (CS)
Derived SS2000--Flag (CS)
Derived SS2000--Flag, Derived SS2000 (CS)
Diagnostic Confirm, Seq Num--Central (SEER IF23)
Diagnostic Confirm, Seq Num--Hosp (COC)
Diagnostic Confirmation (SEER DXCONF)
Diagnostic Confirmation, Behavior ICDO2(SEER IF31)
Diagnostic Confirmation, Behavior ICDO3(SEER IF31)
Diagnostic Confirmation, Date of Diag (SEER IF55)
Diagnostic Confirmation, Histology ICDO2(SEER IF48)
Diagnostic Confirmation, Histology ICDO3(SEER IF48)
Diagnostic Proc 73-87 (SEER DXINFO)
Edit Over-rides (NAACCR)
Edit Over-rides (SEER REVIEWFL)
EDP MDE Link (NPCR)
EDP MDE Link Date (NPCR)
EDP MDE Link, Date, Primary Site (NPCR)
EDP MDE Link, EDP MDE Link Date (NPCR)
EOD-4 Extension (SEER)
EOD-4 Lymph Nodes (SEER)

EOD-4 Tumor Size (SEER)
EOD--Ext Prost Path,RX Summ--Surg Prim Site (SEER)
EOD--Ext Prost Path,RX Summ--Surg Sit 98-02 (SEER)
EOD--Extension (SEER)
EOD--Extension Prost Path (SEER)
EOD--Extension Prost Path, Prim Site, ICDO2(NAACCR)
EOD--Extension Prost Path, Prim Site, ICDO3(NAACCR)
EOD--Extension, Primary Site, ICDO2 (NAACCR)
EOD--Extension, Primary Site, ICDO3 (NAACCR)
EOD--Lymph Node Involv (SEER)
EOD--Lymph Node Involv, Prim Site, ICDO2 (NAACCR)
EOD--Lymph Node Involv, Prim Site, ICDO3 (NAACCR)
EOD--Lymph Node Involv, Reg Nodes Pos,ICDO2(NAACCR)
EOD--Lymph Node Involv, Reg Nodes Pos,ICDO3(NAACCR)
EOD--Old 13 digit (SEER)
EOD--Old 13 digit, Primary Site (SEER IF2613DG)
EOD--Old 13 digit, Primary Site, Hist (SEER IF01)
EOD--Old 2 digit (SEER)
EOD--Old 2 digit, Morphology (SEER IF26NSPC)
EOD--Old 2 digit, Primary Site (SEER IF262DIG)
EOD--Old 4 digit (SEER IF264DIG)
EOD--Reg Nodes Ex,ReNodes Pos, Site, ICDO2 (NAACCR)
EOD--Reg Nodes Ex,ReNodes Pos, Site, ICDO3 (NAACCR)
EOD--Tumor Size (COC)
EOD--Tumor Size, Date of Diagnosis (COC)
EOD--Tumor Size, Primary Site, ICDO2 (NAACCR)
EOD--Tumor Size, Primary Site, ICDO3 (NAACCR)
EthnSrc, Date of Diag (SEER IF72)
Extent of Disease 10-Digit(SEER IF2610DG)
Extent of Disease 12-Digit ICDO3 (SEER IF26E98)
Following Registry (COC)
Following Registry (NAACCR)
Following Registry, Date of Diagnosis (COC)
Follow-Up Contact--City (SEER)
Followup Contact--Country (NAACCR)
Followup Contact--Country, Date of Diag (NAACCR)
Follow-Up Contact--Name (SEER)
Follow-Up Contact--No/St (SEER)
Follow-Up Contact--Postal (SEER)
Follow-Up Contact--State (SEER)
Follow-Up Contact--Suppl (SEER)
Follow-Up Source (COC)
Follow-Up Source (NAACCR)

Follow-up Source Central (NAACCR)
Follow-up Source Central, Date of DX (NPCR)
Follow-Up Source Central, Vital Status (NPCR)
Follow-Up Source, Date of Diagnosis (COC)
Follow-Up Source, Vital Status (COC)
GIS Coordinate Quality (NAACCR)
Grade (73-91) ICD-O-1 (SEER)
Grade (CCCR)
Grade (COC)
Grade Path System (COC)
Grade Path System, Grade Path Value, Grade (COC)
Grade Path Value (COC)
Hemato ICDO2, Summ Stg 1977, Class of Case (NAACCR)
Hemato ICDO2, Summ Stg 1977, Type Rpt Srce (NAACCR)
Hemato ICDO3, Summ Stg 1977 (NAACCR)
Hematopoietic, TNM, ICDO2 (NAACCR)
Hematopoietic, TNM, ICDO3 (COC)
Hematopoietic, TNM, ICDO3 (NAACCR)
Hist ICDO2, Date of DX, ICDO2 Conv Flag(SEER IF84)
Hist ICDO3, Date of DX, ICDO3 Conv Flag(SEER IF86)
Hist/Behav ICDO2, Hist/Behav ICDO3 (SEER IF126)
Histologic Type ICDO2 (COC)
Histologic Type ICDO3 (SEER)
Histologic Type ICDO3 Conversion (NAACCR)
Histologic Type ICD-O-3, Behavior, Grade (SEER)
Histology (73-91) ICD-O-1 (SEER)
Histology ICDO2, Date DX, Date 1st Contact (NAACCR)
Histology ICDO2, Date of Diagnosis (NAACCR)
Histology ICDO2, Histology ICDO3 (SEER IF94)
Histology ICDO3, Date DX, Date 1st Cont (NAACCR)
Histology ICDO3, Date of Diagnosis (NAACCR)
Histology ICDO3, Grade, Date of DX (SEER)
Histology, Primary Site, Tumor Size, ICDO2 (COC)
Histology, Primary Site, Tumor Size, ICDO3 (COC)
ICD Revision Comorbid (COC)
ICD Revision Comorbid, Date of DX (COC)
ICD Revision Number (NPCR)
ICD Revision Number (SEER ICDCODE)
ICD Revision Number, Cause of Death (NAACCR)
ICD Revision Number, Cause of Death (SEER IF37)
ICD Revision, Vital Stat, Date Last Contact (NPCR)
ICD Revisn, Vital Stat, Date Last Cont (SEER IF113)
ICD-O-2 Conversion Flag (SEER ICDOREV)

ICD-O-2 Conversion Flag, Hist, Behav (SEER IF70)
ICD-O-3 Conversion Flag (NAACCR)
ICD-O-3 Conversion Flag, Histology ICDO3(SEER IF95)
IHS Link (NPCR)
Industry Source (NPCR)
Inpatient Status (NAACCR)
Institution Referred From (COC)
Institution Referred From, Date of Diagnosis (COC)
Institution Referred To (COC)
Institution Referred To, Date of Diagnosis (COC)
Laterality (SEER LATERAL)
Laterality, Primary Site (COC)
Laterality, Primary Site, Date of Diag (SEER IF24)
Laterality, Primary Site, Morph ICDO3 (SEER IF42)
Lymphoma ICDO3, Site, Summ Stg 1977 (NAACCR)
Lymphoma, EOD--Ext, Summ Stg 1977, ICDO2 (NAACCR)
Lymphoma, EOD--Ext, Summ Stg 2000, ICDO3 (NAACCR)
Lymphoma, EOD--Tumor Size, ICDO2 (NAACCR)
Lymphoma, EOD--Tumor Size, ICDO3 (NAACCR)
Lymphoma, Prim Site, Summ Stg 1977, ICDO2 (NAACCR)
Lymphoma, TNM, ICDO2 (NAACCR)
Lymphoma, TNM, ICDO3 (COC)
Lymphoma, TNM, ICDO3 (NAACCR)
Lymph-vascular Invasion (CS)
Lymph-vascular Invasion, Histology, Behav (COC)
Lymph-vascular Invasion, Histology, Behav (CS)
Lymph-vascular Invasion, Penis and Testis (CS)
Marital Status at DX (SEER MARITAL)
Marital Status at DX, Age at Diagnosis (SEER IF14)
Medical Record Number (COC)
Medical Record Number (NAACCR)
Medical Record Number, Date of Diagnosis (COC)
Military Record No Suffix (COC)
Military Record No Suffix, Primary Payer (COC)
Morph (1973-91) ICD-O-1 (SEER OMORPnos)
Morph Coding Sys--Curr, Morph Coding Sys--Orig(COC)
Morph Coding Sys--Current (NAACCR)
Morph Coding Sys--Current, Date of DX (NAACCR)
Morph Coding Sys--Originl (NAACCR)
Morph Coding Sys--Originl, Date of Diagnosis (COC)
Morphology--Type/Behavior ICDO2 (SEER MORPH)
Morphology--Type/Behavior ICDO3 (COC)
Morphology--Type/Behavior ICDO3 (SEER MORPH)

Mult Tum Rpt As One Prim (SEER)
Mult Tum Rpt As One Prim, Date of DX (CCCR)
Mult Tum Rpt As One Prim, Date of DX (SEER IF155)
Mult Tum Rpt as One Prim, Date of Mult Tum(NAACCR)
Mult Tum Rpt As One Prim, Primary Site (NAACCR)
Mult Tum Rpt, Lymphoma/Leukemia/Unk Site (NAACCR)
Multiplicity Cntr, Date of Mult Tum (SEER IF163)
Multiplicity Cntr, Mult Tum Rpt as One Prim(NAACCR)
Multiplicity Counter (SEER)
Multiplicity Counter, Date of DX (CCCR)
Multiplicity Counter, Date of DX (SEER IF156)
Multiplicity Ctr, Lymphoma/Leukem/Unk Site(NAACCR)
NAACCR Record Version (NAACCR)
Name--Alias (SEER)
Name--First (COC)
Name--First (NPCR)
Name--Last (COC)
Name--Maiden (SEER)
Name--Maiden, Check for Unknown (NAACCR)
Name--Middle (COC)
Next Follow-Up Source (COC)
Next Follow-Up Source, Date of Diagnosis (COC)
NHIA Derived Hisp Origin (NAACCR)
Non-Reportable Skin ICDO2 (SEER IF116)
Non-Reportable Skin ICDO3 (SEER IF117)
NPCR-CER Height
NPCR-CER Height, Date of DX
NPCR-CER Source Comorbidity
NPCR-CER Source Comorbidity, Date of DX
NPCR-CER Tobacco Use Cigarettes
NPCR-CER Tobacco Use Cigarettes, Date of DX
NPCR-CER Tobacco Use NOS
NPCR-CER Tobacco Use NOS, Date of DX
NPCR-CER Tobacco Use Other Smoke
NPCR-CER Tobacco Use Other Smoke, Date of DX
NPCR-CER Tobacco Use Smokeless
NPCR-CER Tobacco Use Smokeless, Date of DX
NPCR-CER Weight
NPCR-CER Weight, Date of DX
NPI--Archive FIN (NAACCR)
NPI--Following Registry (NAACCR)
NPI--Inst Referred From (NAACCR)
NPI--Inst Referred To (NAACCR)

NPI--Physician 3 (NAACCR)
NPI--Physician 4 (NAACCR)
NPI--Physician--Follow-Up (NAACCR)
NPI--Physician--Managing (NAACCR)
NPI--Physician--Prim Surg (NAACCR)
NPI--Registry ID (NAACCR)
NPI--Reporting Facility (NAACCR)
Obsolete Codes - CS Extension (CS)
Obsolete Codes - CS Lymph Nodes (CS)
Obsolete Codes - CS Lymph Nodes Eval (CS)
Obsolete Codes - CS Mets at DX (CS)
Obsolete Codes - CS Mets Eval (CS)
Obsolete Codes - CS Site-Specific Factor 1 (CS)
Obsolete Codes - CS Site-Specific Factor 2 (CS)
Obsolete Codes - CS Site-Specific Factor 3 (CS)
Obsolete Codes - CS Site-Specific Factor 4 (CS)
Obsolete Codes - CS Site-Specific Factor 5 (CS)
Obsolete Codes - CS Site-Specific Factor 6 (CS)
Obsolete Codes - CS Site-Specific Factor 7 (CS)
Obsolete Codes - CS Site-Specific Factor 8 (CS)
Obsolete Codes - CS Site-Specific Factor 9 (CS)
Obsolete Codes - CS Site-Specific Factor10 (CS)
Obsolete Codes - CS Site-Specific Factor11 (CS)
Obsolete Codes - CS Site-Specific Factor12 (CS)
Obsolete Codes - CS Site-Specific Factor13 (CS)
Obsolete Codes - CS Site-Specific Factor15 (CS)
Obsolete Codes - CS Site-Specific Factor19 (CS)
Obsolete Codes - CS Site-Specific Factor21 (CS)
Obsolete Codes - CS Site-Specific Factor22 (CS)
Obsolete Codes - CS Site-Specific Factor23 (CS)
Obsolete Codes - CS Site-Specific Factor25 (CS)
Obsolete Codes - CS Tumor Size (CS)
Obsolete Codes - CS Tumor Size/Ext Eval (CS)
Obsolete Histology ICDO3, Date of DX (SEER)
Occupation Source (NPCR)
Over-ride Misuse (NAACCR)
Path Date Spec Collect 1 (NAACCR)
Path Date Spec Collect 2 (NAACCR)
Path Date Spec Collect 3 (NAACCR)
Path Date Spec Collect 4 (NAACCR)
Path Date Spec Collect 5 (NAACCR)
Path Order Phys Lic No 1 (NAACCR)
Path Order Phys Lic No 2 (NAACCR)

Path Order Phys Lic No 3 (NAACCR)
Path Order Phys Lic No 4 (NAACCR)
Path Order Phys Lic No 5 (NAACCR)
Path Ordering Fac No 1 (NAACCR)
Path Ordering Fac No 2 (NAACCR)
Path Ordering Fac No 3 (NAACCR)
Path Ordering Fac No 4 (NAACCR)
Path Ordering Fac No 5 (NAACCR)
Path Report Number 1 (NAACCR)
Path Report Number 2 (NAACCR)
Path Report Number 3 (NAACCR)
Path Report Number 4 (NAACCR)
Path Report Number 5 (NAACCR)
Path Report Type 1 (NAACCR)
Path Report Type 2 (NAACCR)
Path Report Type 3 (NAACCR)
Path Report Type 4 (NAACCR)
Path Report Type 5 (NAACCR)
Path Reporting Fac ID 1 (NAACCR)
Path Reporting Fac ID 2 (NAACCR)
Path Reporting Fac ID 3 (NAACCR)
Path Reporting Fac ID 4 (NAACCR)
Path Reporting Fac ID 5 (NAACCR)
Patient ID Number (SEER CASENUM)
Patient System ID-Hosp (NAACCR)
Physician 3 (COC)
Physician 4 (COC)
Physician--Follow-Up (COC)
Physician--Follow-Up, Date of Diagnosis (COC)
Physician--Primary Surg (COC)
Physician--Primary Surg, Date of Diagnosis (COC)
PIN III ICDO3, Date of Diagnosis (SEER IF110)
Place of Death (NAACCR)
Place of Death, Country, State (NAACCR)
Place of Death, Vital Status (NAACCR)
Place of Death--Country (NAACCR)
Place of Death--Country, Date of Diagnosis(NAACCR)
Place of Death--Country, State (NAACCR)
Place of Death--Country, Vital Status (NPCR)
Place of Death--State (NAACCR)
Place of Death--State, Date of Diagnosis (NAACCR)
Place of Death--State, Vital Status (NPCR)
Primary Payer at DX (COC)

Primary Payer at DX (NPCR)
Primary Payer at DX, Date of DX (SEER IF181)
Primary Site (SEER SITE)
Primary Site, AJCC M - Ed 7, ICDO3 (COC)
Primary Site, AJCC M - Ed 7, ICDO3 (NPCR)
Primary Site, AJCC M - Ed 7, ICDO3 (SEER)
Primary Site, AJCC N - Ed 7, ICDO3 (COC)
Primary Site, AJCC N - Ed 7, ICDO3 (NPCR)
Primary Site, AJCC N - Ed 7, ICDO3 (SEER)
Primary Site, AJCC Stage Group - Ed 3/4, ICDO2(COC)
Primary Site, AJCC Stage Group - Ed 5, ICDO2 (COC)
Primary Site, AJCC Stage Group - Ed 5, ICDO3 (COC)
Primary Site, AJCC Stage Group - Ed 6 (NAACCR)
Primary Site, AJCC Stage Group - Ed 6, ICDO3 (COC)
Primary Site, AJCC Stage Group - Ed 7, ICDO3 (COC)
Primary Site, AJCC Stage Group - Ed 7, ICDO3(NPCR)
Primary Site, AJCC Stage Group - Ed 7, ICDO3(SEER)
Primary Site, AJCC T - Ed 7, ICDO3 (COC)
Primary Site, AJCC T - Ed 7, ICDO3 (NPCR)
Primary Site, AJCC T - Ed 7, ICDO3 (SEER)
Primary Site, Behavior Code ICDO2 (SEER IF39)
Primary Site, Behavior Code ICDO3 (SEER IF39)
Primary Site, CS Extension (SEER IF176)
Primary Site, EOD, ICDO3 (SEER IF40)
Primary Site, Heme Morph, DateDX, NoOverride(SEER)
Primary Site, Heme Morph, DateDX, Override (COC)
Primary Site, Heme Morph, DateDX, Override (SEER)
Primary Site, Laterality (SEER IF82)
Primary Site, Laterality, CS Extension(SEER IF177)
Primary Site, Laterality, EOD, ICDO3 (SEER IF41)
Primary Site, Morphology-Imposs ICDO2 (SEER IF38)
Primary Site, Morphology-Imposs ICDO3 (SEER IF38)
Primary Site, Morphology-Type ICDO2 (COC)
Primary Site, Morphology-Type ICDO2 (SEER IF25)
Primary Site, Morphology-Type ICDO3 (COC)
Primary Site, Morphology-Type,Beh ICDO3 (COC)
Primary Site, Morphology-Type,Beh ICDO3(SEER IF25)
Primary Site, No AJCC Scheme-Ed 5, ICDO2 (NAACCR)
Primary Site, No AJCC Scheme-Ed 5, ICDO3 (NAACCR)
Race 1 (SEER RACE)
Race 1, Race 2, Race 3, Race 4, Race 5 (NAACCR)
Race 1, Race 2, Race 3, Race 4, Race 5 (SEER IF93)
Race 2 (NAACCR)

Race 2, Date of DX (SEER IF89)
Race 3 (NAACCR)
Race 3, Date of DX (SEER IF90)
Race 4 (NAACCR)
Race 4, Date of DX (SEER IF91)
Race 5 (NAACCR)
Race 5, Date of DX (SEER IF92)
Race Coding Sys--Curr, Race Coding Sys--Orig (COC)
Race Coding Sys--Current (NAACCR)
Race Coding Sys--Original (NAACCR)
Race Coding Sys--Original, Date of Diagnosis (COC)
Race--NAPIIA(derived API) (NAACCR)
Rad--Boost Dose cGy (COC)
Rad--Boost Dose cGy, Date of Diagnosis (COC)
Rad--Boost RX Modality (COC)
Rad--Boost RX Modality, Date of Diagnosis (COC)
Rad--Location of RX (COC)
Rad--Location of RX (NAACCR)
Rad--No of Treatments Vol (COC)
Rad--No of Treatments Vol (NAACCR)
Rad--Regional Dose: cGy (COC)
Rad--Regional Dose: cGy (NAACCR)
Rad--Regional RX Modality (COC)
Rad--Regional RX Modality (NPCR)
Rad--Regional RX Modality, Date of Diagnosis (COC)
Rad--Regional RX Modality, Date of Diagnosis(NPCR)
Rad--Regional RX Modality, Reason for No Rad (COC)
Rad--Treatment Volume (COC)
Rad--Treatment Volume (NAACCR)
Readm Same Hosp 30 Days (COC)
Readm Same Hosp 30 Days, Date of Diagnosis (COC)
Reason for No Radiation (COC)
Reason for No Radiation (NAACCR)
Reason for No Radiation, Date of DX (NPCR)
Reason for No Radiation, RX Date Radiation (COC)
Reason for No Radiation, Vital Status (COC)
Reason for No Surgery (NPCR)
Reason for No Surgery (SEER NCDSURG)
Reason for No Surgery, Date of DX (NPCR)
Reason for No Surgery, DateDX, RptSrc (SEER IF57)
Reason for No Surgery, Vital Status (COC)
Record Type (NAACCR)
Recurrence Date--1st (COC)

Recurrence Date--1st Flag (NAACCR)
Recurrence Date--1st, Date 1st Crs RX COC (COC)
Recurrence Date--1st, Date Flag (COC)
Recurrence Date--1st, Date Initial RX SEER(NAACCR)
Recurrence Date--1st, Date Last Contact (COC)
Recurrence Date--1st, Date of Diagnosis (COC)
Recurrence Type--1st (COC)
Recurrence Type--1st (NAACCR)
Recurrence Type--1st, Cancer Status (COC)
Recurrence Type--1st, Recurrence Date--1st (COC)
Reg Nodes Ex,Pos,Site,Hist ICDO3,Rpt (SEER IF130)
Regional Nodes Ex, Reg Nodes Pos (COC)
Regional Nodes Examined (COC)
Regional Nodes Examined (NAACCR)
Regional Nodes Examined (SEER)
Regional Nodes Positive (COC)
Regional Nodes Positive (NAACCR)
Regional Nodes Positive (SEER)
Registry ID (NAACCR)
Registry Type (NAACCR)
Registry Type, Registry ID (NAACCR)
Registry Type, Sequence Number--Central (NAACCR)
Registry Type, Sequence Number--Hospital (NAACCR)
Reporting Facility (COC)
Reporting Facility (NPCR)
RuralUrban Continuum 1993 (NAACCR)
RuralUrban Continuum 2003 (NAACCR)
RX Coding System--Current (COC)
RX Coding System--Current (NAACCR)
RX Date BRM (COC)
RX Date BRM Flag (NAACCR)
RX Date BRM, Date Flag (COC)
RX Date BRM, Date Flag (NAACCR)
RX Date BRM, Date Flag, Date DX (COC)
RX Date BRM, Date Flag, DX Date (NPCR)
RX Date BRM, Date Last Contact (COC)
RX Date BRM, Date of Diagnosis (COC)
RX Date BRM, RX Date Systemic (COC)
RX Date Chemo (COC)
RX Date Chemo Flag (NAACCR)
RX Date Chemo, Date Flag (COC)
RX Date Chemo, Date Flag (NAACCR)
RX Date Chemo, Date Flag, Date DX (COC)

RX Date Chemo, Date Flag, DX Date (NPCR)
RX Date Chemo, Date Last Contact (COC)
RX Date Chemo, Date of Diagnosis (COC)
RX Date Chemo, RX Date Systemic (COC)
RX Date DX/Stg Proc (COC)
RX Date Dx/Stg Proc Flag (NAACCR)
RX Date DX/Stg Proc, Date Flag (COC)
RX Date DX/Stg Proc, Date Last Contact (COC)
RX Date Hormone (COC)
RX Date Hormone Flag (NAACCR)
RX Date Hormone, Date Flag (COC)
RX Date Hormone, Date Flag (NAACCR)
RX Date Hormone, Date Flag, Date DX (COC)
RX Date Hormone, Date Flag, DX Date (NPCR)
RX Date Hormone, Date Last Contact (COC)
RX Date Hormone, Date of Diagnosis (COC)
RX Date Hormone, RX Date Systemic (COC)
RX Date Mst Defn Srg (COC)
RX Date Mst Defn Srg Flag (NAACCR)
RX Date Mst Defn Srg, Date Flag (COC)
RX Date Mst Defn Srg, Date Flag, DX Date (COC)
RX Date Mst Defn Srg, Date Flag, DX Date (NPCR)
RX Date Mst Defn Srg, Date Last Contact (COC)
RX Date Mst Defn Srg, Date Last Contact (NPCR)
RX Date Mst Defn Srg, Date of DX (COC)
RX Date Mst Defn Srg, RX Date Surgery (COC)
RX Date Mst Defn Srg, RX Date Surgery (NPCR)
RX Date Mst Defn Srg, Surg Prim Site (COC)
RX Date Mst Defn Srg, Surg Prim Site (NPCR)
RX Date Other (COC)
RX Date Other Flag (NAACCR)
RX Date Other, Date Flag (NAACCR)
RX Date Other, Date Flag, DX Date (COC)
RX Date Other, Date Flag, DX Date (NPCR)
RX Date Other, Date Last Contact (COC)
RX Date Other, Date of Diagnosis (COC)
RX Date Rad Ended (COC)
RX Date Rad Ended Flag (NAACCR)
RX Date Rad Ended, Date Flag (COC)
RX Date Rad Ended, Date Last Contact (COC)
RX Date Rad Ended, Rad--Location of RX (COC)
RX Date Rad Ended, Rad--No of Treatments Vol (COC)
RX Date Rad Ended, Rad--Regional Dose: cGy (COC)

RX Date Rad Ended, Rad--Regional RX Modality (COC)
RX Date Rad Ended, Rad--Treatment Volume (COC)
RX Date Rad Ended, RX Date Radiation (COC)
RX Date Radiation (COC)
RX Date Radiation Flag (NAACCR)
RX Date Radiation, Date Flag (COC)
RX Date Radiation, Date Flag (NAACCR)
RX Date Radiation, Date Flag, DX Date (NPCR)
RX Date Radiation, Date Last Contact (COC)
RX Date Radiation, Date of Diagnosis (COC)
RX Date Radiation, Rad--Boost Dose cGy (COC)
RX Date Radiation, Rad--Boost RX Modality (COC)
RX Date Radiation, Rad--Location of RX (COC)
RX Date Radiation, Rad--No of Treatments Vol (COC)
RX Date Radiation, Rad--Regional Dose: cGy (COC)
RX Date Radiation, Rad--Regional RX Modality (COC)
RX Date Radiation, Rad--Treatment Volume (COC)
RX Date Surg Disch (COC)
RX Date Surg Disch Flag (NAACCR)
RX Date Surg Disch, Date Flag (COC)
RX Date Surg Disch, Date Flag, DX Date (COC)
RX Date Surg Disch, Date Last Contact (COC)
RX Date Surg Disch, Date Mst Defn Srg (COC)
RX Date Surg Disch, Date of DX (COC)
RX Date Surg Disch, Surg Prim Site (COC)
RX Date Surgery (COC)
RX Date Surgery Flag (NAACCR)
RX Date Surgery, Date Flag (COC)
RX Date Surgery, Date Flag (NAACCR)
RX Date Surgery, Date Flag, DX Date (NPCR)
RX Date Surgery, Date Last Contact (COC)
RX Date Surgery, Date of Diagnosis (COC)
RX Date Surgery, RX Text--Surgery (NAACCR)
RX Date Systemic (COC)
RX Date Systemic Flag (NAACCR)
RX Date Systemic, Date Flag (COC)
RX Date Systemic, Date Last Contact (COC)
RX Date Systemic, Systemic RX (COC)
RX Hosp--BRM (COC)
RX Hosp--BRM (NAACCR)
RX Hosp--BRM, RX Summ--BRM (COC)
RX Hosp--Chemo (COC)
RX Hosp--Chemo (NAACCR)

RX Hosp--Chemo, RX Summ--Chemo (COC)
RX Hosp--DX/Stg Proc (COC)
RX Hosp--DX/Stg Proc (NAACCR)
RX Hosp--DX/Stg Proc, RX Summ--DX/Stg Proc (COC)
RX Hosp--Hormone (COC)
RX Hosp--Hormone (NAACCR)
RX Hosp--Hormone, RX Summ--Hormone (COC)
RX Hosp--Other (COC)
RX Hosp--Other, Date of Diagnosis (COC)
RX Hosp--Other, RX Summ--Other (COC)
RX Hosp--Palliative Proc (COC)
RX Hosp--Palliative Proc (NAACCR)
RX Hosp--Palliative Proc, RX Summ--Pall Proc (COC)
RX Hosp--Reg LN Examined (COC)
RX Hosp--Scope LN Sur, RX Summ--Scope LN Sur(COC)
RX Hosp--Scope Reg 98-02 (COC)
RX Hosp--Scope Reg 98-02, Primary Site, ICDO2(COC)
RX Hosp--Scope Reg 98-02, Primary Site, ICDO3(COC)
RX Hosp--Scope Reg 98-02, RX Hosp--Scope Reg (COC)
RX Hosp--Scope Reg LN Sur (COC)
RX Hosp--Scope Reg LN Sur (NAACCR)
RX Hosp--Scope Reg LN Sur, Primary Site,ICDO2(COC)
RX Hosp--Scope Reg LN Sur, Primary Site,ICDO3(COC)
RX Hosp--Surg App 2010 (COC)
RX Hosp--Surg App 2010, Date of Diagnosis (COC)
RX Hosp--Surg App 2010, Surg Prim Site (COC)
RX Hosp--Surg Oth 98-02 (COC)
RX Hosp--Surg Oth 98-02, Primary Site (COC)
RX Hosp--Surg Oth 98-02, RX Hosp--Surg Oth (COC)
RX Hosp--Surg Oth Reg, RX Summ--Surg Oth Reg (COC)
RX Hosp--Surg Oth Reg/Dis (COC)
RX Hosp--Surg Oth Reg/Dis (NAACCR)
RX Hosp--Surg Pri Sit, RX Summ--Surg Pri Sit (COC)
RX Hosp--Surg Prim Site (COC)
RX Hosp--Surg Prim Site (NAACCR)
RX Hosp--Surg Prim Site, Primary Site, ICDO2 (COC)
RX Hosp--Surg Prim Site, Primary Site, ICDO3 (COC)
RX Hosp--Surg Site 98-02 (COC)
RX Hosp--Surg Site 98-02, Primary Site (COC)
RX Hosp--Surg Site 98-02, RX Hosp--Surg Site (COC)
RX Summ--BRM (COC)
RX Summ--BRM (NPCR)
RX Summ--BRM, Date of DX (NPCR)

RX Summ--BRM, DateDX, RptSrc (SEER IF63)
RX Summ--BRM, RX Date BRM (COC)
RX Summ--BRM, RX Text--BRM (NAACCR)
RX Summ--BRM, Vital Status (COC)
RX Summ--Chemo (COC)
RX Summ--Chemo (NPCR)
RX Summ--Chemo, Date of DX (NPCR)
RX Summ--Chemo, DateDX, RptSrc (SEER IF61)
RX Summ--Chemo, RX Date Chemo (COC)
RX Summ--Chemo, RX Text--Chemo (NAACCR)
RX Summ--Chemo, Vital Status (COC)
RX Summ--DX/Stg Proc (COC)
RX Summ--DX/Stg Proc (NAACCR)
RX Summ--DX/Stg Proc, RX Date DX/Stg Proc (COC)
RX Summ--Hormone (COC)
RX Summ--Hormone (NPCR)
RX Summ--Hormone, Date of DX (NPCR)
RX Summ--Hormone, DateDX, RptSrc (SEER IF62)
RX Summ--Hormone, RX Date Hormone (COC)
RX Summ--Hormone, RX Text--Hormone (NAACCR)
RX Summ--Hormone, Vital Status (COC)
RX Summ--Other (NPCR)
RX Summ--Other (SEER OTHERRX)
RX Summ--Other, Date of DX (NPCR)
RX Summ--Other, DateDX, RptSrc (SEER IF64)
RX Summ--Other, RX Date Other (COC)
RX Summ--Other, RX Text--Other (NAACCR)
RX Summ--Palliative Proc (COC)
RX Summ--Palliative Proc (NAACCR)
RX Summ--Rad to CNS (SEER RBCNSYS)
RX Summ--Rad to CNS, Prim Site, RptSrc (SEER IF59)
RX Summ--Radiation (NAACCR)
RX Summ--Radiation (SEER RADIATN)
RX Summ--Radiation, DateDX, RptSrc (SEER IF58)
RX Summ--Radiation, RX Text--Radiation (NAACCR)
RX Summ--Reconstruct 1st (NAACCR)
RX Summ--Reconstruct 1st (SEER RECONST)
RX Summ--Reconstruct 1st, Date of DX (COC)
RX Summ--Reconstruct 1st, Primary Site (COC)
RX Summ--Reconstruct 1st,DateDx,RptSrc (SEER IF81)
RX Summ--Reg LN Ex,DateDX,RptSrc,ICDO3 (SEER IF97)
RX Summ--Reg LN Examined (COC)
RX Summ--Reg LN Examined (SEER SURGNODE)

RX Summ--Reg LN Examined, Date of DX (COC)
RX Summ--Scope Reg 98-02 (COC)
RX Summ--Scope Reg 98-02, Date of DX (COC)
RX Summ--Scope Reg 98-02, Date of DX (SEER IF98)
RX Summ--Scope Reg 98-02, Primary Site, ICDO2(COC)
RX Summ--Scope Reg 98-02, Primary Site, ICDO3(COC)
RX Summ--Scope Reg 98-02,Site,Rpt,ICDO3(SEER IF79)
RX Summ--Scope Reg LN Sur (COC)
RX Summ--Scope Reg LN Sur (SEER SCOPE)
RX Summ--Scope Reg LN Sur, Date of DX (NPCR)
RX Summ--Scope Reg LN Sur, Date of DX (SEER IF100)
RX Summ--Scope Reg LN Sur, Site, ICDO2(COC)
RX Summ--Scope Reg LN Sur, Site, ICDO3 (SEER IF109)
RX Summ--Surg Approch,RX Summ--Surg Site 98-02(COC)
RX Summ--Surg Oth 98-02 (COC)
RX Summ--Surg Oth 98-02, Date of DX (COC)
RX Summ--Surg Oth 98-02, Date of DX (SEER IF99)
RX Summ--Surg Oth 98-02, Primary Site (COC)
RX Summ--Surg Oth 98-02,Site,Rpt,ICDO3 (SEER IF80)
RX Summ--Surg Oth Reg/Dis (COC)
RX Summ--Surg Oth Reg/Dis (SEER SURGOTH)
RX Summ--Surg Oth Reg/Dis, Date of DX (NPCR)
RX Summ--Surg Oth Reg/Dis,DateDX,RptSrc(SEER IF101)
RX Summ--Surg Prim Site (COC)
RX Summ--Surg Prim Site (SEER SURGPRIM)
RX Summ--Surg Prim Site, Date of DX (NPCR)
RX Summ--Surg Prim Site, Date of DX (SEER IF102)
RX Summ--Surg Prim Site, Diag Conf (SEER IF76)
RX Summ--Surg Prim Site, Primary Site, ICDO2 (COC)
RX Summ--Surg Prim Site, Primary Site, ICDO3 (COC)
RX Summ--Surg Prim Site, Site, ICDO3 (SEER IF108)
RX Summ--Surg Site 98-02 (COC)
RX Summ--Surg Site 98-02, Date of DX (COC)
RX Summ--Surg Site 98-02, Date of DX (SEER IF103)
RX Summ--Surg Site 98-02, Diag Conf (SEER IF106)
RX Summ--Surg Site 98-02, Primary Site (COC)
RX Summ--Surg Site 98-02, RX Summ--Surg Site (COC)
RX Summ--Surg Site 98-02, Site, RptSrc (SEER IF78)
RX Summ--Surg/Rad Seq (NPCR)
RX Summ--Surg/Rad Seq (SEER RADSEQ)
RX Summ--Surg/Rad Seq, Date of DX (NPCR)
RX Summ--Surg/Rad Seq, DateDX, RptSrc (SEER IF60)
RX Summ--Surgery Type (SEER SURGRX)

RX Summ--Surgery Type, Diag Conf (SEER IF46)
RX Summ--Surgery Type, Radiation (SEER IF44)
RX Summ--Surgery Type, Site, RptSrc (SEER IF29)
RX Summ--Surgery, Reason for No Surgery(SEER IF51)
RX Summ--Surgical Approach (COC)
RX Summ--Surgical Approach, Date of DX (COC)
RX Summ--Surgical Approach, Primary Site (COC)
RX Summ--Surgical Margins (COC)
RX Summ--Surgical Margins (NAACCR)
RX Summ--Surgical Margins, Primary Site,ICDO2 (COC)
RX Summ--Surgical Margins, Primary Site,ICDO3 (COC)
RX Summ--Systemic/Sur Seq (COC)
RX Summ--Systemic/Sur Seq, Date of DX (COC)
RX Summ--Systemic/Sur Seq, Date of DX (NPCR)
RX Summ--Systemic/Sur Seq, Date of DX (SEER IF154)
RX Summ--Transplnt/Endocr (COC)
RX Summ--Transplnt/Endocr (NPCR)
RX Summ--Transplnt/Endocr, Date of DX (NPCR)
RX Summ--Transplnt/Endocr, DateDX, Rpt (SEER IF104)
RX Summ--Transplnt/Endocr, Primary Site (SEER IF28)
RX Summ--Transplnt/Endocr, Vital Status (COC)
RX Summ--Treatm Stat, Date 1st Crs RX COC (COC)
RX Summ--Treatm Stat, Treatment (COC)
RX Summ--Treatment Status (COC)
RX Summ--Treatment Status, Date of DX (COC)
RX Summ--Treatment Status, Date of DX (NPCR)
Secondary Diagnosis 1 - 10 (COC)
Secondary Diagnosis 1 (COC)
Secondary Diagnosis 10 (COC)
Secondary Diagnosis 2 (COC)
Secondary Diagnosis 3 (COC)
Secondary Diagnosis 4 (COC)
Secondary Diagnosis 5 (COC)
Secondary Diagnosis 6 (COC)
Secondary Diagnosis 7 (COC)
Secondary Diagnosis 8 (COC)
Secondary Diagnosis 9 (COC)
SEER Coding Sys--Current (NAACCR)
SEER Coding Sys--Current (SEER)
SEER Coding Sys--Current, Date of DX (SEER)
SEER Coding Sys--Original (NAACCR)
SEER Coding Sys--Original (SEER)
SEER Record Number (SEER RECNUM)

SEER Submission Edit 01 (SEER)
SEER Submission Edit 02 (SEER)
SEER Type of Follow-Up (SEER TYPEFUP)
Seq Num--Central, Prim Site, Morph ICDO3(SEER IF22)
Seq Num--Hosp, Primary Site, Morph ICDO2 (COC)
Seq Num--Hosp, Primary Site, Morph ICDO3 (COC)
Sequence Number--Central (SEER SEQUENC)
Sequence Number--Hospital (COC)
Sequence Number--Hospital (NAACCR)
Sex (SEER Sex)
Sex, Primary Site (SEER IF17)
Site (1973-91) ICD-O-1 (NAACCR OLDSITE)
Site (1973-91), Date of Diagnosis (SEER IF69)
Site Coding Sys--Curr, Site Coding Sys--Orig (COC)
Site Coding Sys--Current (NAACCR)
Site Coding Sys--Current, Date of DX (NAACCR)
Site Coding Sys--Original (NAACCR)
Site Coding Sys--Original, Date of Diagnosis (COC)
Site Coding Sys--Original, Date of DX (NAACCR)
Social Security Number (COC)
Social Security Number (NAACCR)
Social Security Number, Date of Diagnosis (COC)
Social Security Number-Partial (NAACCR)
Spanish/Hispanic Origin (SEER SPANORIG)
Spanish/Hispanic Origin, NHIA Derived (NAACCR)
Spanish/Hispanic Origin, NHIA Derived (SEER IF183)
Subsq RX 2ndCrs Date Flag (NAACCR)
Subsq RX 3rdCrs Date Flag (NAACCR)
Subsq RX 4thCrs Date Flag (NAACCR)
Summ Stg 1977, Site, Hist ICDO2, Class (NAACCR)
Summ Stg 1977, Site, Hist ICDO2, Rpt Srce (NAACCR)
Summ Stg 2000, Site, Hist ICDO3, Class (NAACCR)
Summ Stg 2000, Site, Hist ICDO3, Rpt Srce (NAACCR)
Summary Stage 1977 (NAACCR)
Summary Stage 1977, Class of Case (COC)
Summary Stage 1977, Date DX, Date 1st Cont (NAACCR)
Summary Stage 1977, Date of Diagnosis (NAACCR)
Summary Stage 1977, EOD--LN Involv, ICDO2 (NAACCR)
Summary Stage 1977, Histology ICDO2 (COC)
Summary Stage 1977, Primary Site-Ed 4, ICDO2 (COC)
Summary Stage 1977, Primary Site-Ed 5, ICDO2 (COC)
Summary Stage 1977, Regional Nodes Pos (NAACCR)
Summary Stage 1977, Summary Stage 2000 (NAACCR)

Summary Stage 1977, TNM M (NAACCR)
Summary Stage 1977, TNM N (NAACCR)
Summary Stage 1977, TNM Stage Group (COC)
Summary Stage 1977, Type of Report Source (NAACCR)
Summary Stage 2000 (NAACCR)
Summary Stage 2000, Date DX, Date 1st Cont (NAACCR)
Summary Stage 2000, Date of Diagnosis (NAACCR)
Summary Stage 2000, EOD--LN Involv, ICDO3 (NAACCR)
Summary Stage 2000, Over-ride CS 20 (NPCR)
Summary Stage 2000, Primary Site-Ed 5, ICDO3 (COC)
Summary Stage 2000, Primary Site-Ed 6, ICDO3 (COC)
Summary Stage 2000, Regional Nodes Pos (NAACCR)
Summary Stage 2000, TNM M (NAACCR)
Summary Stage 2000, TNM N (NAACCR)
Summary Stage 2000, TNM Stage Group (COC)
Surgery 98-02, Rad, Rad Surg (SEER IF105)
Surgery 98-02, Reason for No Surg (SEER IF107)
Surgery Rad, Rad Surg (SEER IF75)
Surgery, Rad, Surg/Rad Seq (COC)
Surgery, Reason for No Surg (SEER IF77)
Surgery, Reason No Surg (COC)
Surgery, RX Date Surgery, ICDO2 (COC)
Surgery, RX Date Surgery, ICDO3 (COC)
Surv--Cases Dx After Study Cutoff
Surv-Date Active Followup (SEER)
Surv-Date Active Followup, Date Last Cont (SEER)
Surv-Date Active Followup, Mos, Flag (SEER)
Surv-Date DX Recode (SEER)
Surv-Date DX Recode, Date of Diagnosis (SEER)
Surv-Date Presumed Alive (SEER)
Surv-Date Presumed Alive, Date Last Cont, DX(SEER)
Surv-Date Presumed Alive, Mos, Flag (SEER)
Surv-Flag Active Followup (SEER)
Surv-Flag Active Followup, Mos Act Followup (SEER)
Surv-Flag Active Followup,Type Report Src (SEER)
Surv-Flag Presumed Alive (SEER)
Surv-Flag Presumed Alive, Mos Presumed Alive(SEER)
Surv-Flag Presumed Alive, Type Report Src (SEER)
Surv-Mos Active Followup (SEER)
Surv-Mos Presumed Alive (SEER)
Systemic RX, Surgery, Systemic/Sur Seq (COC)
Telephone (COC)
Text--Dx Proc--Path, Diagnostic Confirm (NAACCR)

Text--Histology Title (NAACCR)
Text--Primary Site Title (NAACCR)
TNM Clin Descriptor (COC)
TNM Clin Descriptor, Date of Diagnosis (NPCR)
TNM Clin Descriptor, Date of Diagnosis (SEER)
TNM Clin M (COC)
TNM Clin N (COC)
TNM Clin Stage Group (COC)
TNM Clin Stage Group, TNM Items, ICDO3 (COC)
TNM Clin Stage Group, TNM Path Stage Group (COC)
TNM Clin Stage Group, TNM Path Stage Group (NAACCR)
TNM Clin Staged By (COC)
TNM Clin Staged By, Date of Diagnosis (SEER)
TNM Clin T (COC)
TNM Edition Number (COC)
TNM Edition Number, Date of Diagnosis (COC)
TNM Edition Number, Date of Diagnosis (NPCR)
TNM Edition Number, Date of Diagnosis (SEER)
TNM Edition Number, No AJCC Ed 5 Scheme,ICDO3(COC)
TNM Edition Number, No AJCC Ed 6 Scheme,ICDO3(COC)
TNM Edition Number, TNM Fields (NPCR)
TNM Edition Number, TNM Fields (SEER)
TNM Edition, TNM Clin Stage, TNM Path Stage (COC)
TNM Edition, TNM Clin Stage, TNM Path Stg (NAACCR)
TNM Path Descriptor (COC)
TNM Path Descriptor, Date of Diagnosis (NPCR)
TNM Path Descriptor, Date of Diagnosis (SEER)
TNM Path M (COC)
TNM Path N (COC)
TNM Path Stage Group (COC)
TNM Path Stage Group, TNM Items, ICDO3 (COC)
TNM Path Stage Group, TNM Items, ICDO3 (NAACCR)
TNM Path Staged By (COC)
TNM Path Staged By (NAACCR)
TNM Path Staged By, Date of Diagnosis (COC)
TNM Path Staged By, Date of Diagnosis (SEER)
TNM Path T (COC)
Tumor Marker 1 (SEER TUMMARK1)
Tumor Marker 1, Date of Diagnosis (SEER IF65)
Tumor Marker 1, Primary Site, Morph ICDO2 (COC)
Tumor Marker 1, Primary Site, Morph ICDO3 (COC)
Tumor Marker 1, Type of Report Srce (SEER IF67)
Tumor Marker 2 (SEER TUMMARK2)

Tumor Marker 2, Date of Diagnosis (SEER IF66)
Tumor Marker 2, Primary Site (COC)
Tumor Marker 2, Type of Report Srce (SEER IF68)
Tumor Marker 3 (SEER TUMMARK3)
Tumor Marker 3, Date of Diagnosis (SEER IF73)
Tumor Marker 3, Primary Site (COC)
Tumor Marker 3, Type of Report Srce (SEER IF74)
Tumor Record Number (NAACCR)
Type of Rep Srce(DC),Seq Num--Cent,ICDO3(SEER IF04
Type of Report Srce (AO), Date of Dx (SEER IF02)
Type of Report Srce (DC/AO), SEER Fup (SEER IF10)
Type of Report Srce(DC), EOD Coding Sys(SEER IF11)
Type of Report Srce(DC/AO), COD (SEER IF09)
Type of Report Srce(DC/AO), Diag Conf (SEER IF05)
Type of Report Srce(DC/AO), Vit Stat (COC)
Type of Report Srce(DC/AO), Vital Stat (SEER IF08)
Type of Report Srce, Diagnostic Proc (SEER IF20)
Type of Reporting Source (SEER RPRTSRC)
Type of Reporting Source, Date of DX (SEER IF152)
Unknown Site, Hist ICDO3, Summ Stg 1977 (NAACCR)
Unknown Site, Laterality (SEER IF138)
Unknown Site, Summary Stage 1977, ICDO2 (NAACCR)
Verify ICDO2 to ICDO3 Conversion (NAACCR)
Vital Status (COC)
Vital Status (SEER FUPSTAT)
Vital Status, Cause of Death (COC)
Vital Status, Cause of Death (SEER IF36)

Edits within Genedits

Messages display for the Veterans Administration Edits Metafile (Current version of NAACR – Hospital All metafile). The cross-field edits are skipped when a single-field edit fails.

Refer to the NAACR website for a detail report of these Edit messages:

<https://www.naacr.org/standard-data-edits/>

Glossary

ACoS	American College of Surgeons
AJCC	American Joint Committee on Cancer
API	Application Program Interface
COC	Commission on Cancer
CS	Collaborative Staging
DOB	Date of Birth
DOD	Date of Death
EOD	Extent of Disease
EOVA	East Orange VA Medical Center
FORDS	Facility Oncology Registry Data Standards
ICD-O	International Classification of Diseases for Oncology
NAACCR	North American Association of Central Cancer Registries
NCDB	National Cancer Data Base
NCI	National Cancer Institute
NCRA	National Cancer Registrars Association
NPCR	National Program of Cancer Registries
PID#	Patient Identification Number First initial of the last name plus the last four digits of the SSN: W9999
PTF	Patient Treatment File
Report 80C	Report contains 80 columns and requires a printer that prints 80 columns
Report 132C	Report contains 132 columns and requires a printer that prints 132 columns; on screen the text wraps.
SEER	Surveillance, Epidemiology and End Results
SNOMED	Systematized Nomenclature of Medicine
SSN	Social Security Number
TNM	Primary <u>T</u> umor, Regional Lymph <u>N</u> odes, Distant <u>M</u> etastasis
VACCR	VA Central Cancer Registry
VISN	Veterans Integrated Service Network

Appendix A: Edits API

Instituted May 2007 with OncoTrax: Cancer Registry V.2.11 -

Patch ONC*2.11*47 Released May 17, 2007

Description:

This patch will implement the EDITS API.

When the registrar attempts to set the ABSTRACT STATUS (#165.5,91) to 3 (Complete), three things will occur:

1. The program will first check to make sure that all of the "required" data items have been filled in. This is currently being done.
2. Once all of the "required" data items have been filled in, the program will pass the abstract through a series of local inter-field edit checks. This is also currently being done.
3. Once all of the local inter-field edit checks have been resolved (or overridden), the program will invoke the EDITS API and pass the abstract through the EDITS application. This feature is new with this patch.
4. NOTE: With patch ONC*2.2*16, VistA Oncology will utilize the VistA HealtheVet Web Services Client (HWSC) to allow Hypertext Transfer Protocol Secure (https) encrypted connections to the EDITS API application.

Example:

```
ABSTRACT STATUS: Incomplete// Complete
All required data fields have been entered.
Beginning inter-field edit checks...
No inter-field edit check warnings.
```

```
Calling EDITS API... <--new with this patch
```

If the EDITS API encounters errors the error messages will be displayed followed by the following message:

```
EDITS errors were encountered. ABSTRACT STATUS is unchanged.
```

Example:

```
Calling EDITS API...
```

```
Date of Last Contact, Date of Diag. (NAACCR IF19)
E:Date of Diagnosis and Date of Last Contact conflict
Date of Diagnosis (283) = 12092004
Date of Last Contact (1294) = 09052003
```

```
RETURN to continue, '^' to exit, or Edit# for help:
```

Edit Set	Errors	Warnings
Veterans Administration	1	0

```
EDITS errors were encountered. ABSTRACT STATUS is unchanged.
```

Note: Each error will be numbered sequentially. If the registrar wishes to see additional information about a specific error, he/she may enter the sequential error number after the "RETURN to continue, '^' to exit, or Edit# for help:" prompt for additional error information.

If EDITS errors are encountered, the registrar should then review the error messages and resolve any data conflicts.

If the EDITS API does not encounter any errors the program will do the following:

- ABSTRACT STATUS will be set to 3 (Complete).
- A unique checksum value will be computed for the abstract.
- DATE CASE COMPLETED will be set to the current date.
- ABSTRACTED BY will be set to the registrar who 'completed' the abstract.

The following messages will be displayed:

No EDITS errors or warnings.

```
ABSTRACT STATUS.....: Complete
DATE CASE COMPLETED...: 03/21/2007
ABSTRACTED BY.....: REGISTRAR,TEST
DATE CASE LAST CHANGED:
CASE LAST CHANGED BY..:
```

Computing checksum value for this abstract...

Once an abstract has successfully passed through the EDITS API and its ABSTRACT STATUS set to 3 (Complete), if the registrar makes a change which will affect the abstract's NAACCR record, he/she will see the following message:

```
You have made a change to a 'Completed' abstract.
This abstract needs to be re-run through the EDITS API.
```

Calling EDITS API...

If no EDITS errors are encountered the registrar will see the following message:

```
No EDITS errors or warnings. ABSTRACT STATUS = 3 (Complete).
```

If EDITS errors are encountered the registrar will see the following message:

```
EDITS errors were encountered.
```

```
The ABSTRACT STATUS has been changed to 0 (Incomplete).
```

Each time a 'complete' abstract is changed the abstract will be date-stamped with the date of the most recent change and the name of registrar making the change.

Index

A

AA.....	35
AAR.....	38
ABS.....	16
Abstract	
Add a second primary.....	22
Add new patient.....	17
Complete.....	16
Edit a primary.....	24
Edit an existing primary.....	22
Edit existing patient.....	18
Enter a new primary.....	22
Enter a primary.....	20
Enter first primary.....	20
Occupations not included.....	20
Patient summary.....	25
Print complete.....	25
Print extended.....	25
Print not complete list.....	25
Print QA.....	25
Print QA/multiple.....	25
Screens menu.....	26
Start.....	17
Status.....	23
ACL.....	39
ACT.....	42
AE.....	36
AI16	
ANN.....	38
Annual reporting	
ACoS Accession Register.....	38
ACoS patient index.....	38
Cross tabs.....	42
Histology/site/topography.....	41
ICDO topography/stage/tx.....	39
Patient list by class of case.....	39
Primary site/GP listing.....	39
Primary site/stage/tx.....	39
Print custom reports.....	42
Status/site/dx-age.....	41
API.....	38
AR.....	48
AS.....	26, 36
ASL.....	39

C

Capture program	
PC.....	54
Case Finding	
Radiology search.....	12

Case Finding	
Lab search.....	10
Print lab report.....	11
Case Finding	
PTF search.....	13
CC.....	48
CF.....	10
Character	
// 4	
? 4	
?? 4	
^ 4	
<ret>.....	4
CPR.....	42
CT.....	48

D

Define cancer registry parameters.....	8
Define parameters.....	7
Delete Oncology Patient.....	48
DF.....	29
Downloading	
Data from VistA for ACoS.....	55
Genedit.....	56
DP.....	48
DS.....	43, 48

E

EA.....	48
Edit user characteristics.....	57
Edits	
Genedit.....	67
Interfield problems.....	64
OncoTrax.....	64
Warning messages.....	64
EE.....	24
EX.....	25

F

FH.....	29
FOL.....	27
Follow-up	
Edit letter.....	32
Generate letter.....	30
History.....	29
Letter.....	30
Letter edit screen.....	33
Letter example.....	34
Post/edit.....	27
Print delinquent list.....	29
Print list by month due.....	29

Procedures menu.....	30
Recurrence/sub tx	28
Send letter.....	31
FP30	
G	
Genedits	
Downloading.....	56
H	
Help screens.....	59
HIS.....	41
I	
IN37	
Installing	
Genedits.....	56
IR25	
IW	37
L	
LF29	
Line editor example.....	56
LIS.....	35
LR	11
M	
MA.....	25
Menu options.....	61
Module	
Abstract entry and printing.....	16
Annual reporting.....	38
Case finding and suspense.....	10
Follow-up	27
Registry lists.....	35
Statistical reporting.....	43
N	
NC.....	25
NP	15
O	
Oncology menu.....	6
OncoTrax conventions.....	4
OncoTrax menu	6
P	
PA	25, 36
PC capture program.....	54
PE36	
PF27	
PS36	
PT13	

Q	
QA.....	25
R	
RA.....	12
Recommended websites	3
Registry	
Accession Register-ACoS.....	35
Accession Register-EOVA.....	36
Accession Register-Site.....	36
Patient index-ACoS.....	36
Patient index-EOVA.....	36
Patient index-site.....	36
Primary ICDO listing.....	37
Primary site/GP listing	37
Related manuals.....	2
RF.....	28
RS.....	46
S	
Screen editor example	58
SDX.....	41
SE13	
Search criteria	
SP44	
SS45	
Survival by site.....	44
Survival by stage.....	45
Survival by treatment.....	45
TX.....	45
SG	37
SP14	
SR.....	48
SST	39
STA.....	43
State reporting.....	53
Statistical reporting	
Define search criteria.....	43
Treatment by stage-cross tabs.....	45
SUS	10
Suspense	
Add a VA patient.....	13
Delete a VA patient	14
Edit a VA patient	14
Patients with no primaries.....	15
Print list by suspense date	14
Suspense date	10
T	
TIME.....	50
TNM.....	49
TR	49
TS45	
TST	39

U

Utility options

Compute percentage of TNM forms completed .49
Create a report to preview ACoS output48
Create a report to preview state/VACCR output 48
Create ACoS data download.....48
Create state VACCR data download48
Define cancer registry parameters49
Delete patient48
Delete primary site/Gp record.....48
Edit site/AccSeq# data.....48

Registry summary reports46
Timeliness report50

V

VACCR file

Emailing53
VistA conventions.....4
VistA setup.....56
Line editor.....56
Screen editor.....57