



M Series

AIR-COOLED CONDENSING UNITS

1/2-6 HP Indoor and Outdoor Models

Technical Guide



MOH • MOZ • MOS

1/2 To 6 HP Indoor & Outdoor Condensing Units

Table of Contents

Nomenclature.....	2
Features & Benefits	3
Options	4
Hermetic Compressors	5-10
Performance Data	5-8
High Temp., R-404A/507.....	5
Extended Temp., R-404A/507	6
Low Temp., R-404A/507	7
Medium & High Temp., R-22	8
Unit Specification Data.....	9
Electrical Data	9-10
Scroll Compressors	11-15
Performance Data	11-14
Medium Temp., R-404A/507	11
Low Temp., R-404A/507	12
Medium Temp., R-22.....	13
Low Temp., R-22	14
Unit Specification Data.....	15
Electrical Data	15
Semi-hermetic Compressors.....	16-21
Performance Data	14
Medium Temp., R-404A/507	16
Low Temp., R-404A/507	17
Medium & High Temp., R-22	18
Unit Specification Data.....	19
Electrical Data	20-21
Medium & High Temp.	20
Low Temp.	21
Replacement Parts by InterLink™	21
Dimensional Drawings of Cabinet	22-23



Nomenclature

MO	Z	030	L	6	2	M
Model	Compressor	Equiv. HP	Temp.	Refrigerant	Voltage	Identifier
MO= OEM	H = Hermetic S = Semi-herm. Z = Scroll	005 = 1/2 HP 008 = 3/4 HP 010, 011 = 1 HP 01* = 1-1/2 HP 02* = 2 HP 03* = 3 HP 04* = 4 HP 05* = 5 HP 060 = 6 HP	H = High (semi-herm.) D = High (hermetic) L = Low M = Medium X = Extended Medium	2 = R-22 (semi-herm.) 7 = R-22 (hermetic) 6 = R-404A	2 = 208/230/1/60 3 = 208/230/3/60 4 = 460/3/60 8 = 230/3/60	C = Outdoor CF = Outdoor Stock N = Indoor S = Beacon II™ Microprocessor CFT = Medium Temp. Stock with Timer

1/2 To 6 HP Indoor & Outdoor Condensing Units

Features & Benefits

Cabinet & Construction

- HyperCore™ microchannel coil technology standard on all units
- Painted steel cabinets for superior strength and corrosion protection
- Heavy duty steel raised base with 1-1/2" legs
- Fan guards and wiring conduit on indoor models

Serviceability

- Suction service valves for hermetic and scroll compressors located outside the cabinet for quick installations. Semi-hermetic compressor models have a suction valve on the compressor and an access fitting on the suction line entering the cabinet.
- Receiver with fusible plug, liquid shutoff valve and charging port is standard
- Large electrical panel for ease of access
- Prefabricated wiring harnesses for tight crimp connections and consistent labeling
- Unit stays on if the hood is removed for servicing
- Sight glass is easily viewable

Quality

- All units are completely leak tested in a helium environment, bump tested and allowed to cycle off on the high and low pressure control. Each unit has a copy of the run data shipped inside the electrical panel
- Electrical circuits are completely checked for continuity
- Piping is laid out to minimize stress and vibration and is pre-bent to eliminate leaks
- Encapsulated, auto-reset, high and low pressure controls to eliminate leaks (standard on all high and medium temperature models, adjustable low pressure control standard on low temperature models)

Components

Fan

- Specifically matched with motor and coil to attain maximum air movement and cooling

Motor

- Rated for 50 and 60 cycle application
- Standard PSC or optional Variable Speed EC (VSEC) with Orbus™ Controller

Compressor


- Wide variety of compressors including: hermetic, semi-hermetic and scroll. R-22 and R-404A/507 available for both medium and low temperature applications
- Spring-mounted compressors with vibration eliminators on all 1-1/2 to 6 HP semi-hermetic compressors; 1/2 to 1 HP compressors are rigid mounted and have a discharge loop
- Discharge service valves come standard on all units including hermetics



Typical Outdoor Hermetic Unit



Typical Outdoor Unit with throwaway liquid-line filter and sight glass



Typical Outdoor Hermetic Unit with liquid filter drier and sight glass

1/2 To 6 HP Indoor & Outdoor Condensing Units

Options

Electrical options:	Outdoor	Indoor	Stock
Adjustable low pressure control for medium temp. comp.	Option	Option	NA
Air or electric defrost timer only	Option	Option	1/2-3 HP low temp.
Beacon II™ control kits	Option	NA	NA
Crankcase heater	Standard	NA	Standard
Dual pressure control (not available on Beacon II™)	Option	Option	NA
Elec. defrost with timer & contactors (040-060 models only)	Option	Option	4-6 HP low temp.
Fixed fan cycling (2 fan units) - pressure or temperature (pressure standard on Beacon II™)	Option	Option	NA
Fused disconnect/non-fused disconnect	Option	Shipped loose	NA
Phase loss / low voltage monitor	Option	Option	NA
Smart Defrost Kit™ (Factory-Installed)	Option	Option	NA
Variable speed EC (VSEC) motors with Orbus™ controller	Option	NA	NA
Mechanical options:	Outdoor	Indoor	Stock
12" Extended legs for snowbelt operation	Shipped loose	Shipped loose	Shipped loose
Head pressure control flooding valve	Standard	Option	Standard
Liquid line drier, sight glass	Option	Option	Standard
Liquid line solenoid valve and pumpdown switch	Option	Option	NA
Low ambient kit with heated and insulated receiver, TD relay	Option	NA	NA
Oil separator with discharge line check valve (D cabinet)	Option	Option	NA
Oversize receiver (D cabinet)	Option	Option	NA
Precharged refrigerant with quick connect fittings	Option	Option	NA
Replaceable core liquid line filter (D cabinet)	Option	Option	NA
Replaceable core suction line filter (D cabinet)	Option	Option	NA
Suction accumulator	Option	Option	NA
Suction line filter	Option	Option	NA



The Beacon II™ Refrigeration System is a preassembled, factory installed refrigeration system featuring an integrated microcomputer based electronic control board.

The Beacon II™ Refrigeration System replaces the expansion valve, solenoid valve, room thermostat, defrost control and timer. It comes factory preset thereby eliminating all of the expensive and time consuming fine tuning and adjustments necessary for a good system installation. For additional information, contact your Sales Representative.

1/2 To 6 HP Indoor & Outdoor Condensing Units

HERMETIC COMPRESSORS Performance Data - High Temperature (R-404A/507)

R-404A/507 Model	Compressor	Capacity BTUH @ 90°F Ambient Suction Temperature	
		40°F	35°F
MOH005D6	RST45C1E	8,910	8,150
MOH009D6	RST64C1E	12,520	11,570
MOH010D6†	RS70C1E	13,720	12,610
MOH015D6	CS10K6E	21,400	19,460
MOH025D6	CS14K6E	26,320	24,270
MOH032D6	CS20K6E	42,890	39,110
MOH040D6	CS27K6E	52,240	48,170
MOH050D6	CS33K6E	57,030	52,650

R-404A/507 Model	Compressor	Capacity BTUH @ 95°F Ambient Suction Temperature	
		40°F	35°F
MOH005D6	RST45C1E	8,510	7,790
MOH009D6	RST64C1E	11,980	11,080
MOH010D6†	RS70C1E	13,010	11,960
MOH015D6	CS10K6E	20,260	18,400
MOH025D6	CS14K6E	25,000	23,030
MOH032D6	CS20K6E	40,730	37,110
MOH040D6	CS27K6E	49,580	45,670
MOH050D6	CS33K6E	54,240	50,060

R-404A/507 Model	Compressor	Capacity BTUH @ 100°F Ambient Suction Temperature	
		40°F	35°F
MOH005D6	RST45C1E	8,120	7,430
MOH009D6	RST64C1E	11,440	10,580
MOH010D6†	RS70C1E	12,310	11,320
MOH015D6	CS10K6E	19,120	17,350
MOH025D6	CS14K6E	23,690	21,810
MOH032D6	CS20K6E	38,560	35,100
MOH040D6	CS27K6E	46,920	43,180
MOH050D6	CS33K6E	51,440	47,460

R-404A/507 Model	Compressor	Capacity BTUH @ 110°F Ambient Suction Temperature	
		40°F	35°F
MOH005D6	RST45C1E	7,340	6,710
MOH009D6	RST64C1E	10,350	9,580
MOH010D6†	RS70C1E	10,920	10,040
MOH015D6	CS10K6E	16,880	15,280
MOH025D6	CS14K6E	21,100	19,410
MOH032D6	CS20K6E	34,210	31,070
MOH040D6	CS27K6E	41,630	38,220
MOH050D6	CS33K6E	45,860	42,260

† = RS compressor not suitable for R-507

1/2 To 6 HP Indoor & Outdoor Condensing Units

HERMETIC COMPRESSORS

Performance Data - Extended Temperature (R-404A/507)

R-404A/507 Model	Compressor	Capacity BTUH @ 90°F Ambient Suction Temperature						
		30°F	25°F	20°F	0°F	-10°F	-20°F	-25°F
MOH005X6	RST45C1E	6,850	6,270	5,710	3,690	2,810	1,980	1,550
MOH008X6	RST55C1E	8,130	7,450	6,790	4,430	3,490	2,710	2,400
MOH009X6	RST64C1E	9,590	8,820	8,080	5,350	4,240	3,270	2,850
MOH010X6†	RS70C1E	10,060	9,300	8,660	5,540	4,080	2,750	2,050
MOH015X6	CS10K6E	16,430	15,090	13,550	7,910	5,280	3,610	2,970
MOH020X6	CS12K6E	18,590	17,000	15,420	9,110	6,330	4,030	3,270
MOH025X6	CS14K6E	20,150	18,630	17,270	10,900	8,050	5,740	4,760
MOH030X6	CS18K6E	29,490	27,030	24,550	14,390	10,600	7,380	6,180
MOH032X6	CS20K6E	32,420	29,620	26,840	15,930	12,200	8,780	7,000
MOH040X6	CS27K6E	43,970	39,510	35,150	20,560	14,980	11,830	8,690
MOH050X6	CS33K6E	44,600	43,160	39,300	24,160	17,610	13,500	11,700

R-404A/507 Model	Compressor	Capacity BTUH @ 95°F Ambient Suction Temperature						
		30°F	25°F	20°F	0°F	-10°F	-20°F	-25°F
MOH005X6	RST45C1E	6,530	5,970	5,440	3,510	2,660	1,850	1,430
MOH008X6	RST55C1E	7,730	7,070	6,440	4,180	3,280	2,550	2,250
MOH009X6	RST64C1E	9,150	8,420	7,710	5,090	4,020	3,100	2,690
MOH010X6†	RS70C1E	9,400	8,850	8,170	5,120	3,770	2,610	1,820
MOH015X6	CS10K6E	15,400	13,960	12,800	7,220	5,060	3,330	2,630
MOH020X6	CS12K6E	17,490	16,000	14,470	8,370	5,830	3,860	2,830
MOH025X6	CS14K6E	18,920	17,490	16,250	10,090	7,530	5,230	4,330
MOH030X6	CS18K6E	27,840	25,490	23,130	13,480	9,710	6,750	5,620
MOH032X6	CS20K6E	30,530	27,890	25,240	14,800	11,200	7,930	6,220
MOH040X6	CS27K6E	41,480	37,270	33,160	19,400	14,130	11,160	8,200
MOH050X6	CS33K6E	42,300	41,000	37,180	22,370	17,300	12,700	10,900

R-404A/507 Model	Compressor	Capacity BTUH @ 100°F Ambient Suction Temperature						
		30°F	25°F	20°F	0°F	-10°F	-20°F	-25°F
MOH005X6	RST45C1E	6,200	5,670	5,170	3,330	2,510	1,720	1,310
MOH008X6	RST55C1E	7,320	6,700	6,090	3,930	3,070	2,390	2,100
MOH009X6	RST64C1E	8,720	8,010	7,340	4,830	3,810	2,920	2,540
MOH010X6†	RS70C1E	8,790	8,290	7,680	4,760	3,430	2,230	1,570
MOH015X6	CS10K6E	14,210	13,150	11,780	6,660	4,580	2,930	2,270
MOH020X6	CS12K6E	16,410	14,990	13,380	7,700	5,280	3,420	2,420
MOH025X6	CS14K6E	17,730	16,390	15,220	9,390	6,950	4,770	3,930
MOH030X6	CS18K6E	26,190	23,970	21,800	12,570	8,880	6,120	5,110
MOH032X6	CS20K6E	28,600	26,160	23,750	13,740	10,300	7,050	5,370
MOH040X6	CS27K6E	38,980	35,030	31,180	18,240	13,290	10,500	7,700
MOH050X6	CS33K6E	39,800	38,760	34,810	20,760	16,200	11,800	10,000

R-404A/507 Model	Compressor	Capacity BTUH @ 110°F Ambient Suction Temperature						
		30°F	25°F	20°F	0°F	-10°F	-20°F	-25°F
MOH005X6	RST45C1E	5,540	5,060	4,610	2,950	2,210	1,470	1,080
MOH008X6	RST55C1E	6,530	5,970	5,410	3,450	2,670	2,070	1,820
MOH009X6	RST64C1E	7,830	7,200	6,580	4,310	3,390	2,580	2,250
MOH010X6†	RS70C1E	7,700	7,140	6,590	4,080	3,010	1,680	-
MOH015X6	CS10K6E	12,150	11,110	10,030	5,410	3,650	2,140	1,540
MOH020X6	CS12K6E	14,270	12,980	11,550	6,460	4,410	2,580	1,660
MOH025X6	CS14K6E	15,430	14,450	13,230	8,100	5,760	3,860	2,990
MOH030X6	CS18K6E	23,000	21,020	18,970	10,810	7,100	4,940	4,140
MOH032X6	CS20K6E	24,840	22,790	20,580	11,490	8,260	5,270	3,630
MOH040X6	CS27K6E	35,150	31,240	27,520	15,210	11,290	8,920	6,550
MOH050X6	CS33K6E	35,200	34,060	30,530	19,000	14,100	10,400	9,010

† = RS compressor not suitable for R-507

1/2 To 6 HP Indoor & Outdoor Condensing Units

HERMETIC COMPRESSORS

Performance Data - Low Temperature (R-404A/507)

R-404A/507 Model	Compressor	Capacity BTUH @ 90°F Ambient Suction Temperature					
		0°F	-5°F	-10°F	-20°F	-25°F	-30°F
MOH011L6	CF04K6E	7,030	6,240	5,370	3,850	3,330	2,630
MOH014L6	CF06K6E	10,500	9,380	7,830	6,090	4,890	4,080
MOH019L6	CF06K6E	12,100	10,180	8,910	6,580	5,530	4,570
MOH025L6	CF09K6E	15,550	14,500	12,700	9,000	7,560	6,230
MOH031L6	CF12K6E	18,840	17,800	15,140	11,540	9,790	8,070

R-404A/507 Model	Compressor	Capacity BTUH @ 95°F Ambient Suction Temperature					
		0°F	-5°F	-10°F	-20°F	-25°F	-30°F
MOH011L6	CF04K6E	6,840	5,750	4,920	3,650	3,020	2,360
MOH014L6	CF06K6E	9,900	8,840	7,750	5,670	4,710	3,680
MOH019L6	CF06K6E	11,400	10,100	8,750	6,040	5,030	4,150
MOH025L6	CF09K6E	15,400	13,700	12,000	8,300	6,950	5,750
MOH031L6	CF12K6E	17,690	16,800	14,360	10,910	9,170	7,470

R-404A/507 Model	Compressor	Capacity BTUH @ 100°F Ambient Suction Temperature					
		0°F	-5°F	-10°F	-20°F	-25°F	-30°F
MOH011L6	CF04K6E	6,310	5,170	4,460	3,300	2,660	2,070
MOH014L6	CF06K6E	9,310	8,280	7,280	5,280	4,350	3,510
MOH019L6	CF06K6E	10,700	9,430	8,170	5,810	4,570	3,700
MOH025L6	CF09K6E	14,500	12,800	11,200	8,130	6,410	5,220
MOH031L6	CF12K6E	17,600	15,090	13,410	10,700	9,040	7,320

R-404A/507 Model	Compressor	Capacity BTUH @ 110°F Ambient Suction Temperature					
		0°F	-5°F	-10°F	-20°F	-25°F	-30°F
MOH011L6	CF04K6E	5,240	4,450	3,620	2,630	2,100	-
MOH014L6	CF06K6E	8,310	7,340	6,420	4,580	3,730	2,990
MOH019L6	CF06K6E	9,330	8,170	7,040	4,920	3,980	3,090
MOH025L6	CF09K6E	12,700	11,400	9,900	7,030	5,760	4,590
MOH031L6	CF12K6E	15,700	14,000	12,400	9,250	7,690	6,100

1/2 To 6 HP Indoor & Outdoor Condensing Units

HERMETIC COMPRESSORS

Performance Data - Medium & High Temperature (R-22)

R-22 Model	Compressor	Capacity BTUH @ 90°F Ambient Suction Temperature						
		40°F	30°F	25°F	20°F	15°F	10°F	0°F
MOH005D7	ART82C1	7,470	5,640	5,090	4,610	4,170	3,740	2,940
MOH008D7	RS64C2	10,690	8,990	8,080	7,310	6,610	5,850	4,540
MOH010D7	RS70C1	11,360	10,100	8,620	7,730	6,840	6,070	4,280
MOH015D7	CR18KQ	-	14,580	12,910	11,350	9,910	8,100	5,650
MOH020D7	CR24KQ	24,360	19,930	17,760	15,650	13,650	11,640	8,560
MOH029M2	CR37KQ	-	26,210	23,630	21,300	18,870	16,620	11,700
MOH030D7	CR37KQ	41,190	33,300	29,500	25,830	22,330	19,040	13,210
MOH040D7	CR53KQ	57,430	46,140	40,790	35,620	30,740	26,150	18,100
MOH050D7	CRN-0500	64,770	52,240	46,250	40,490	35,010	29,860	20,740

R-22 Model	Compressor	Capacity BTUH @ 95°F Ambient Suction Temperature						
		40°F	30°F	25°F	20°F	15°F	10°F	0°F
MOH005D7	ART82C1	7,170	5,410	4,870	4,410	3,990	3,580	2,790
MOH008D7	RS64C2	10,280	8,540	7,740	6,980	6,310	5,580	4,320
MOH010D7	RS70C1	10,870	9,120	8,150	7,350	6,490	5,740	3,870
MOH015D7	CR18KQ	-	13,830	12,210	10,670	9,260	7,510	5,130
MOH020D7	CR24KQ	23,190	18,980	16,910	14,900	12,990	11,090	8,150
MOH029M2	CR37KQ	-	25,100	22,780	20,270	17,880	15,450	10,900
MOH030D7	CR37KQ	38,230	31,710	28,090	24,610	21,260	18,140	12,580
MOH040D7	CR53KQ	54,690	43,950	38,840	33,930	29,270	24,920	17,240
MOH050D7	CRN-0500	61,680	49,760	44,050	38,560	33,340	28,440	19,750

R-22 Model	Compressor	Capacity BTUH @ 100°F Ambient Suction Temperature						
		40°F	30°F	25°F	20°F	15°F	10°F	0°F
MOH005D7	ART82C1	6,850	5,200	4,680	4,430	3,990	3,410	-
MOH008D7	RS64C2	9,850	8,160	7,400	6,660	5,970	5,310	-
MOH010D7	RS70C1	10,380	8,690	7,820	6,910	6,140	5,410	-
MOH015D7	CR18KQ	-	13,070	11,500	10,000	8,600	6,890	4,410
MOH020D7	CR24KQ	22,030	18,030	16,070	14,160	12,340	10,540	7,740
MOH029M2	CR37KQ	-	23,980	21,720	19,260	16,910	14,470	-
MOH030D7	CR37KQ	37,270	30,130	26,690	23,380	20,200	17,220	11,950
MOH040D7	CR53KQ	51,960	41,760	36,890	32,240	27,820	23,670	16,390
MOH050D7	CRN-0500	58,600	47,270	41,850	36,630	31,680	27,020	18,760

R-22 Model	Compressor	Capacity BTUH @ 110°F Ambient Suction Temperature						
		40°F	30°F	25°F	20°F	15°F	10°F	0°F
MOH005D7	ART82C1	6,240	4,960	4,430	4,010	3,550	3,190	-
MOH008D7	RS64C2	8,930	7,820	6,710	6,020	5,390	4,770	-
MOH010D7	RS70C1	9,490	8,250	6,950	6,170	5,440	4,380	-
MOH015D7	CR18KQ	-	11,590	10,100	8,230	6,880	5,650	-
MOH020D7	CR24KQ	19,770	16,180	14,410	12,680	11,000	9,400	6,490
MOH029M2	CR37KQ	-	21,750	19,600	17,030	14,730	12,520	-
MOH030D7	CR37KQ	33,900	27,120	23,870	20,760	17,820	15,080	10,350
MOH040D7	CR53KQ	48,390	38,470	33,780	29,320	25,120	21,230	14,550
MOH050D7	CRN-0500	54,770	43,730	38,490	33,470	28,740	24,340	16,760

1/2 To 6 HP Indoor & Outdoor Condensing Units

HERMETIC COMPRESSORS Unit Specifications

Model	Fig. ++	Compressor	Connections (ID)		Receiver 90% Full Lbs.	Fan(s)	Dimensions			Net Wt. Lbs.	Sound Data dBA [†]
			Liquid	Suction			D (In.)	W (In.)	H (In.)		
MOH005D7	A	ART82C1	3/8	1/2	6.0	1	28-1/4	23-3/4	17-1/4	135	67
MOH008D7	A	RS64C2	3/8	1/2	6.0	1	28-1/4	23-3/4	17-1/4	141	68
MOH010D7	A	RS70C1	3/8	5/8	6.0	1	28-1/4	23-3/4	17-1/4	136	68
MOH015D7	B	CR18KQ	3/8	5/8	10.0	2	28-1/4	37-3/4	17-1/4	189	71
MOH020D7	B	CR24KQ	3/8	7/8	10.0	2	28-1/4	37-3/4	17-1/4	193	72
MOH029M2	C	CR37KQ	1/2	7/8	16.0	2	28-1/4	37-3/4	19-1/4	214	72
MOH030D7	D	CR37KQ	1/2	7/8	22.0	1	30-1/4	42-1/2	29-3/4	281	73
MOH040D7	D	CR53KQ	1/2	1-1/8	22.0	1	30-1/4	42-1/2	29-3/4	299	73
MOH050D7	D	CRN-0500	1/2	1-1/8	22.0	1	30-1/4	42-1/2	29-3/4	310	75
MOH005X6	A	RST45C1E	3/8	1/2	5.5	1	28-1/4	23-3/4	17-1/2	135	68
MOH008X6	A	RST55C1E	3/8	1/2	5.5	1	28-1/4	23-3/4	17-1/2	135	68
MOH009X6	A	RST64C1E	3/8	1/2	5.5	1	28-1/4	23-3/4	17-1/2	144	68
MOH010X6	A	RS70C1E	3/8	5/8	5.5	1	28-1/4	23-3/4	17-1/4	138	68
MOH015X6	B	CS10K6E	3/8	5/8	9.0	2	28-1/4	37-3/4	17-1/4	193	71
MOH020X6	B	CS12K6E	3/8	7/8	9.0	2	28-1/4	37-3/4	17-1/4	203	73
MOH025X6	B	CS14K6E	3/8	7/8	9.0	2	28-1/4	37-3/4	17-1/4	208	74
MOH030X6	D	CS18K6E	1/2	7/8	20.0	1	30-1/4	42-1/2	29-3/4	290	73
MOH032X6	D	CS20K6E	1/2	7/8	20.0	1	30-1/4	42-1/2	29-3/4	275	76
MOH040X6	D	CS27K6E	1/2	1-1/8	20.0	1	30-1/4	42-1/2	29-3/4	281	73
MOH050X6	D	CS33K6E	1/2	1-1/8	20.0	1	30-1/4	42-1/2	29-3/4	313	73
MOH011L6	A	CF04K6E	3/8	5/8	5.5	1	28-1/4	23-3/4	17-1/4	139	73
MOH014L6	A	CF06K6E	3/8	5/8	5.5	1	28-1/4	23-3/4	17-1/4	170	73
MOH019L6	B	CF06K6E	3/8	5/8	9.0	2	28-1/4	37-3/4	17-1/4	200	69
MOH025L6	B	CF09K6E	3/8	7/8	9.0	2	28-1/4	37-3/4	17-1/4	222	76
MOH031L6	C	CF12K6E	1/2	7/8	14.0	2	28-1/4	37-3/4	19-3/4	223	77
MOH005D6	A	RST45C1E	3/8	1/2	5.5	1	28-1/4	23-3/4	17-1/4	135	68
MOH009D6	A	RST64C1E	3/8	5/8	5.5	1	28-1/4	23-3/4	17-1/4	144	68
MOH010D6	A	RS70C1E	3/8	5/8	5.5	1	28-1/4	23-3/4	17-1/4	138	68
MOH015D6	B	CS10K6E	3/8	5/8	9.0	2	28-1/4	37-3/4	17-1/4	193	71
MOH025D6	B	CS14K6E	3/8	7/8	9.0	2	28-1/4	37-3/4	17-1/4	208	74
MOH032D6	D	CS20K6E	1/2	7/8	20.0	1	30-1/4	42-1/2	29-3/4	275	76
MOH040D6	D	CS27K6E	1/2	1-1/8	20.0	1	30-1/4	42-1/2	29-3/4	281	73
MOH050D6	D	CS33K6E	1/2	1-1/8	20.0	1	30-1/4	42-1/2	29-3/4	313	73

++ = See Dimensional Drawings for details

† = Estimated sound pressure values are 10 feet from the unit. For estimating sound pressure from the unit at different distances, deduct the following from the unit values: 20 feet, deduct 6 dBA for 40 feet, deduct 12 dBA for 80 feet, deduct 18 dBA. This data is typical of "free field" conditions for horizontal air cooled condensing units at the outlet of the discharge air. The actual sound measurements may vary depending on the condensing unit installation. Factors such as reflecting walls, background noise and mounting conditions may have a significant influence on this data.

Electrical Data

Model Number	Part Number	Power Supply			Compressor		Fan Motor			MCA		MOPD		Evap. Fan Amps	Defrost Heater Amps
		Volts	Ph	Hz [†]	RLA	LRA	Qty.	HP	FLA	Air	Elec.	Air	Elec.		
MOH005D72	ART82C1-CAV	208-230	1	60	5.9	30.0	1	1/15	0.5	15.0	20	15	20	8.0	15
MOH008D72	RS64C2-CAV	208-230	1	60	6.9	37.0	1	1/15	0.5	15.0	20	15	20	8.0	15
MOH010D72	RS70C1-PFV	208-230	1	60	6.3	34.2	1	1/15	0.5	15.0	20	15	20	7.0	15
MOH010D73	RS70C1-TFC	208-230	3	60	4.2	31.0	1	1/15	0.5	15.0	20	15	20	8.6	15
MOH015D72	CR18KQ-PFV	208-230	1	60	8.1	41.0	2	1/15	1.0	15.0	24	15	25	6.0	19
MOH015D73	CR18KQ-TF5	208-230	3	60	4.9	40.0	2	1/15	1.0	15.0	24	15	20	7.0	19
MOH015D74	CR18KQ-TFD	460	3	60	2.8	23.0	2	1/15	1.0	15.0	15	15	15	^	^
MOH020D72	CR24KQ-PFV	208-230	1	60	12.2	70.5	2	1/15	1.0	20.0	29	25	30	6.0	23
MOH020D73	CR24KQ-TF5	208-230	3	60	6.7	40.0	2	1/15	1.0	15.0	24	15	25	9.0	19
MOH020D74	CR24KQ-TFD	460	3	60	3.6	28.0	2	1/15	1.0	15.0	15	15	15	^	^
MOH029M22	CR37KQ-PFV	208-230	1	60	16.7	100.3	2	1/15	1.0	21.8	38	35	50	12.0	30
MOH029M23	CR37KQ-TF5	208-230	3	60	9.9	85.0	2	1/15	1.0	15.0	38	20	40	12.0	30
MOH029M24	CR37KQ-TFD	460	3	60	5.0	39.0	2	1/15	1.0	15.0	15	15	15	^	^
MOH030D72	CR37KQ-PFV	208-230	1	60	16.7	100.3	1	1/3	3.5	24.3	38	40	50	12.0	30
MOH030D73	CR37KQ-TF5	208-230	3	60	9.9	85.0	1	1/3	3.5	20.0	38	25	40	12.0	30
MOH030D74	CR37KQ-TFD	460	3	60	5.0	39.0	1	1/3	1.9	15.0	15	15	15	^	^

^ Power supplied by customer. † Consult factory for 50 HZ applications.

Per UL and NEC, RLA values have been calculated by dividing the Maximum Continuous Current (MCC) by 1.56.

1/2 To 6 HP Indoor & Outdoor Condensing Units

HERMETIC COMPRESSORS Electrical Data

Model Number	Part Number	Power Supply			Compressor		Fan Motor			MCA		MOPD		Evap. Fan Amps	Defrost Heater Amps
		Volts	Ph	Hz†	RLA	LRA	Qty.	HP	FLA	Air	Elec.	Air	Elec.		
MOH040D72	CR53KQ-PFV	208-230	1	60	26.0	140.0	1	1/3	3.5	36.0	48.0	50	60	12.0	35
MOH040D73	CR53KQ-TF5	208-230	3	60	16.3	107.0	1	1/3	3.5	23.9	38.0	40	50	12.0	30
MOH040D74	CR53KQ-TFD	460	3	60	8.1	55.0	1	1/3	1.9	15.0	29.0	15	30	11.0	23
MOH050D72	CRN5-0500-PFV	208-230	1	60	30.8	142.0	1	1/3	3.5	42.0	59.0	50	60	12.0	47
MOH050D73	CRN5-0500-TF5	208-230	3	60	19.2	130.0	1	1/3	3.5	28.0	40.0	45	50	12.0	30
MOH050D74	CRN5-0500-TFD	460	3	60	8.7	65.0	1	1/3	1.9	15.0	29.0	20	30	10.0	23
MOH005X62	RST45C1E-CAV	208-230	1	60	4.6	26.5	1	1/15	0.5	15.0	20.0	15	20	8.0	15
MOH008X62	RST55C1E-CAV	208-230	1	60	6.1	33.7	1	1/15	0.5	15.0	20.0	15	20	8.0	15
MOH009X62	RST64C1E-CAV	208-230	1	60	8.0	43.0	1	1/15	0.5	15.0	20.0	15	20	6.0	15
MOH010X62	RS70C1E-PFV	208-230	1	60	6.3	34.2	1	1/15	0.5	15.0	20.0	15	20	7.0	15
MOH010X63	RS70C1E-TFC	208-230	3	60	4.2	31.0	1	1/15	0.5	15.0	20.0	15	20	8.6	15
MOH015X62	CS10K6E-PFV	208-230	1	60	9.8	56.0	2	1/15	1.0	15.0	24.0	20	25	6.0	19
MOH015X63	CS10K6E-TF5	208-230	3	60	6.7	51.0	2	1/15	1.0	15.0	20.0	15	20	7.0	15
MOH020X62	CS12K6E-PFV	208-230	1	60	9.8	56.0	2	1/15	1.0	15.0	24.0	20	25	6.0	19
MOH020X63	CS12K6E-TF5	208-230	3	60	6.7	51.0	2	1/15	1.0	15.0	24.0	15	25	9.0	19
MOH025X62	CS14K6E-PFV	208-230	1	60	11.2	61.0	2	1/15	1.0	15.0	29.0	25	30	6.0	23
MOH025X63	CS14K6E-TF5	208-230	3	60	8.2	55.0	2	1/15	1.0	15.0	24.0	15	25	9.0	19
MOH025X64	CS14K6E-TFD	460	3	60	4.2	28.0	2	1/15	1.0	15.0	15.0	15	15	^	^
MOH030X62	CS18K6E-PFV	208-230	1	60	14.4	82.0	1	1/3	3.5	21.0	38.0	35	45	12.0	30
MOH030X63	CS18K6E-TF5	208-230	3	60	9.4	65.5	1	1/3	3.5	15.0	29.0	20	30	7.0	23
MOH030X64	CS18K6E-TFD	460	3	60	3.9	33.0	1	1/3	1.9	15.0	15.0	15	15	^	^
MOH032X62	CS20K6E-PFV	208-230	1	60	16.7	96.0	1	1/3	3.5	24.0	38.0	40	50	12.0	30
MOH032X63	CS20K6E-TF5	208-230	3	60	10.3	75.0	1	1/3	3.5	20.0	29.0	25	30	7.0	23
MOH032X64	CS20K6E-TFD	460	3	60	4.6	40.0	1	1/3	1.9	15.0	15.0	15	15	^	^
MOH040X62	CS27K6E-PFV	208-230	1	60	21.5	121.0	1	1/3	3.5	30.3	44.0	50	60	12.0	35
MOH040X63	CS27K6E-TF5	208-230	3	60	13.7	105.0	1	1/3	3.5	20.7	38.0	30	45	12.0	30
MOH040X64	CS27K6E-TFD	460	3	60	7.6	52.0	1	1/3	1.9	15.0	29.0	15	30	11.0	23
MOH050X62	CS33K6E-PFV	208-230	1	60	27.6	125.0	1	1/3	3.5	38.0	59.0	50	60	12.0	47
MOH050X63	CS33K6E-TF5	208-230	3	60	16.8	102.0	1	1/3	3.5	24.5	38.0	40	50	12.0	30
MOH050X64	CS33K6E-TFD	460	3	60	8.8	48.0	1	1/3	1.9	15.0	29.0	20	30	10.0	23
MOH011L62	CF04K6E-PFV	208-230	1	60	8.6	59.2	1	1/15	0.5	15.0	20.0	15	25	7.0	15
MOH011L63	CF04K6E-TF5	200-230	3	60	3.9	52.0	1	1/15	0.5	15.0	20.0	15	20	8.0	15
MOH014L62	CF06K6E-PFV	208-230	1	60	10.3	59.2	1	1/15	0.5	15.0	20.0	20	25	4.0	15
MOH014L63	CF06K6E-TF5	200-230	3	60	6.3	52.0	1	1/15	0.5	15.0	24.0	15	25	9.0	19
MOH019L62	CF06K6E-PFV	208-230	1	60	10.3	59.2	2	1/15	1.0	15.0	24.0	20	30	6.0	19
MOH019L63	CF06K6E-TF5	208-230	3	60	6.3	52.0	2	1/15	1.0	15.0	24.0	15	25	9.0	19
MOH025L62	CF09K6E-PFV	208-230	1	60	15.0	87.0	2	1/15	1.0	20.0	29.0	30	40	6.0	23
MOH025L63	CF09K6E-TF5	200-230	3	60	9.2	72.2	2	1/15	1.0	15.0	21.0	20	25	7.0	15
MOH031L62	CF12K6E-PFV	208-230	1	60	17.0	105.0	2	1/15	1.0	22.3	37.5	35	50	12.0	30
MOH031L63	CF12K6E-TF5	200-230	3	60	10.7	85.0	2	1/15	1.0	15.0	28.8	25	30	7.0	23
MOH031L64	CF12K6E-TFD	460	3	60	5.3	42.0	2	1/15	1.0	15.0	15.0	15	15	^	^
MOH005D62	RST45C1E-CAV	208-230	1	60	4.5	26.5	1	1/15	0.5	15.0	-	15	-	-	-
MOH009D62	RST64C1E-CAV	208-230	1	60	7.6	43.0	1	1/15	0.5	15.0	-	15	-	-	-
MOH010D62	RS70C1E-PFV	208-230	1	60	6.9	34.2	1	1/15	0.5	15.0	-	15	-	-	-
MOH010D63	RS70C1E-TFC	208-230	3	60	4.7	31.0	1	1/15	0.5	15.0	-	15	-	-	-
MOH015D62	CS10K6E-PFV	208-230	1	60	11.1	56.0	2	1/15	1.0	15.0	-	25	-	-	-
MOH015D63	CS10K6E-TF5	208-230	3	60	7.2	51.0	2	1/15	1.0	15.0	-	15	-	-	-
MOH025D62	CS14K6E-PFV	208-230	1	60	12.4	61.0	2	1/15	1.0	20.0	-	25	-	-	-
MOH025D63	CS14K6E-TF5	208-230	3	60	8.5	55.0	2	1/15	1.0	15.0	-	20	-	-	-
MOH032D62	CS20K6E-PFV	208-230	1	60	17.9	96.0	1	1/3	3.5	25.9	-	40	-	-	-
MOH032D63	CS20K6E-TF5	208-230	3	60	13.3	75.0	1	1/3	3.5	20.2	-	30	-	-	-
MOH040D69	CS27K6E-PFV	230	1	60	23.7	121.0	1	1/3	3.5	33.1	-	50	-	-	-
MOH040D68	CS27K6E-TF5	230	3	60	14.1	105.0	1	1/3	3.5	21.1	-	35	-	-	-
MOH050D69	CS33K6E-PFV	230	1	60	30.1	125.0	1	1/3	3.5	41.2	-	60	-	-	-
MOH050D68	CS33K6E-TF5	230	3	60	16.5	102.0	1	1/3	3.5	24.2	-	40	-	-	-

^ Power supplied by customer. † Consult factory for 50 HZ applications.

Per UL and NEC, RLA values have been calculated by dividing the Maximum Continuous Current (MCC) by 1.56.

1/2 To 6 HP Indoor & Outdoor Condensing Units

SCROLL COMPRESSORS

Performance Data - Medium Temperature (R-404A/507)

R-404A/507 Model	Compressor	Capacity BTUH @ 90°F Ambient Suction Temperature							
		40°F	35°F	30°F	25°F	20°F	10°F	0°F	-5°F
MOZ020M6	ZS15K4E	24,810	22,630	21,160	19,690	18,210	15,340	12,640	11,390
MOZ025M6	ZS19K4E	29,280	26,730	25,070	23,390	21,700	18,380	15,230	13,750
MOZ030M6	ZS21K4E	35,760	32,760	30,580	28,360	26,170	21,900	17,950	16,140
MOZ035M6	ZS26K4E	43,200	39,310	36,730	34,130	31,560	26,540	21,850	19,690
MOZ045M6	ZS30K4E	48,460	46,490	43,050	39,760	36,560	30,480	24,890	22,310
MOZ055M6	ZS38K4E	57,230	53,990	50,410	46,970	43,530	36,770	30,380	27,400
MOZ060M6	ZS45K4E	65,560	61,960	58,120	54,430	50,680	43,160	35,890	32,490

R-404A/507 Model	Compressor	Capacity BTUH @ 95°F Ambient Suction Temperature							
		40°F	35°F	30°F	25°F	20°F	10°F	0°F	-5°F
MOZ020M6	ZS15K4E	23,850	21,760	20,350	18,930	17,510	14,750	12,150	10,950
MOZ025M6	ZS19K4E	28,110	25,700	24,110	22,490	20,870	17,670	14,640	11,790
MOZ030M6	ZS21K4E	34,460	31,500	29,400	27,270	25,160	21,060	17,260	15,520
MOZ035M6	ZS26K4E	41,600	37,800	35,320	32,820	30,350	25,520	21,010	18,930
MOZ045M6	ZS30K4E	46,740	44,700	41,390	38,230	35,150	29,310	23,930	21,450
MOZ055M6	ZS38K4E	54,940	51,910	48,470	45,160	41,860	35,360	29,210	26,350
MOZ060M6	ZS45K4E	62,910	59,580	55,880	52,340	48,730	41,500	34,510	31,240

R-404A/507 Model	Compressor	Capacity BTUH @ 100°F Ambient Suction Temperature							
		40°F	35°F	30°F	25°F	20°F	10°F	0°F	-5°F
MOZ020M6	ZS15K4E	22,870	20,890	19,540	18,170	16,810	14,160	11,660	10,510
MOZ025M6	ZS19K4E	26,950	24,670	23,150	21,590	20,040	16,960	14,050	12,690
MOZ030M6	ZS21K4E	33,150	30,240	28,220	26,180	24,150	20,220	16,570	14,900
MOZ035M6	ZS26K4E	39,990	36,290	33,910	31,510	29,140	24,500	20,170	18,170
MOZ045M6	ZS30K4E	44,990	42,910	39,730	36,700	33,740	28,140	22,970	20,590
MOZ055M6	ZS38K4E	52,630	49,830	46,530	43,350	40,190	33,950	28,040	25,300
MOZ060M6	ZS45K4E	60,260	57,200	53,640	50,250	46,780	39,840	33,130	29,990

R-404A/507 Model	Compressor	Capacity BTUH @ 110°F Ambient Suction Temperature							
		40°F	35°F	30°F	25°F	20°F	10°F	0°F	-5°F
MOZ020M6	ZS15K4E	20,920	19,150	17,910	16,660	15,410	12,980	10,690	9,640
MOZ025M6	ZS19K4E	24,600	22,620	21,220	19,760	18,370	15,550	14,190	11,630
MOZ030M6	ZS21K4E	30,500	27,720	25,870	24,000	22,140	18,530	15,190	13,660
MOZ035M6	ZS26K4E	36,690	33,260	31,080	28,880	26,710	22,460	18,490	16,660
MOZ045M6	ZS30K4E	41,430	39,340	36,420	33,640	30,930	25,790	21,060	18,880
MOZ055M6	ZS38K4E	47,970	45,680	42,650	39,740	36,840	31,120	25,700	23,190
MOZ060M6	ZS45K4E	-	-	49,170	46,060	42,880	36,520	30,370	27,490

1/2 To 6 HP Indoor & Outdoor Condensing Units

SCROLL COMPRESSORS

Performance Data - Low Temperature (R-404A/507)

R-404A/507 Model	Compressor	Capacity BTUH @ 90°F Ambient Suction Temperature						
		0°F	-10°F	-15°F	-20°F	-25°F	-30°F	-40°F
MOZ020L6	ZF06K4E	11,970	9,920	8,940	8,010	7,130	6,310	4,900
MOZ025L6	ZF08K4E	14,880	12,320	11,120	9,960	8,890	7,900	6,230
MOZ030L6	ZF09K4E	16,540	13,730	12,400	11,130	9,930	8,840	6,980
MOZ035L6	ZF11K4E	19,800	16,490	14,910	13,420	12,000	10,710	8,530
MOZ045L6	ZF13K4E	24,720	20,360	18,300	16,410	14,570	12,840	9,800
MOZ055L6	ZF15K4E	29,950	24,730	22,260	20,010	17,820	15,800	12,440
MOZ060L6	ZF18K4E	36,360	30,140	27,160	24,330	21,680	19,240	15,100

R-404A/507 Model	Compressor	Capacity BTUH @ 95°F Ambient Suction Temperature						
		0°F	-10°F	-15°F	-20°F	-25°F	-30°F	-40°F
MOZ020L6	ZF06K4E	11,510	9,540	8,600	7,700	6,860	6,070	4,710
MOZ025L6	ZF08K4E	14,310	11,850	10,690	9,580	8,550	7,600	5,990
MOZ030L6	ZF09K4E	15,900	13,200	11,920	10,700	9,550	8,500	6,710
MOZ035L6	ZF11K4E	19,040	15,860	14,340	12,900	11,540	10,300	8,200
MOZ045L6	ZF13K4E	23,740	19,490	17,590	15,690	13,880	12,210	9,360
MOZ055L6	ZF15K4E	28,870	23,820	21,550	19,260	17,390	15,160	11,910
MOZ060L6	ZF18K4E	34,960	28,970	26,120	23,390	20,850	18,500	14,520

R-404A/507 Model	Compressor	Capacity BTUH @ 100°F Ambient Suction Temperature						
		0°F	-10°F	-15°F	-20°F	-25°F	-30°F	-40°F
MOZ020L6	ZF06K4E	11,050	9,160	8,260	7,390	6,590	5,830	4,520
MOZ025L6	ZF08K4E	13,740	11,380	10,260	9,200	8,210	7,300	5,750
MOZ030L6	ZF09K4E	15,260	12,670	11,440	10,270	9,170	8,160	6,440
MOZ035L6	ZF11K4E	18,280	15,230	13,770	12,380	11,080	9,890	7,870
MOZ045L6	ZF13K4E	22,780	18,740	16,770	14,910	13,180	11,780	8,890
MOZ055L6	ZF15K4E	27,800	23,060	20,700	18,490	16,980	14,770	11,390
MOZ060L6	ZF18K4E	33,560	27,810	25,080	22,450	20,010	17,760	13,950

R-404A/507 Model	Compressor	Capacity BTUH @ 110°F Ambient Suction Temperature						
		0°F	-10°F	-15°F	-20°F	-25°F	-30°F	-40°F
MOZ020L6	ZF06K4E	10,130	8,400	7,570	6,780	6,040	5,340	4,140
MOZ025L6	ZF08K4E	12,590	10,430	9,410	8,430	7,520	6,690	5,270
MOZ030L6	ZF09K4E	13,990	11,620	10,490	9,420	8,400	7,480	5,900
MOZ035L6	ZF11K4E	16,760	13,960	12,620	11,350	10,160	9,060	7,220
MOZ045L6	ZF13K4E	20,980	16,960	15,120	13,390	11,790	10,910	8,460
MOZ055L6	ZF15K4E	25,790	21,200	19,030	16,980	15,100	14,000	10,340
MOZ060L6	ZF18K4E	30,770	25,490	22,990	20,580	18,340	16,270	12,780

NOTE: The ZF compressor comes with liquid injection.

1/2 To 6 HP Indoor & Outdoor Condensing Units

SCROLL COMPRESSORS

Performance Data - Medium Temperature (R-22)

R-22 Model	Compressor	Capacity BTUH @ 90°F Ambient Suction Temperature				
		35°F	30°F	25°F	20°F	10°F
MOZ020M6	ZS15K4E	22,080	20,420	18,800	17,220	14,260
MOZ025M6	ZS19K4E	26,080	24,190	22,340	20,530	17,090
MOZ030M6	ZS21K4E	31,970	29,490	27,080	24,750	20,360
MOZ035M6	ZS26K4E	38,930	35,820	32,830	29,970	24,520
MOZ045M6	ZS30K4E	45,920	42,010	38,300	34,810	28,450
MOZ055M6	ZS38K4E	54,050	49,950	45,960	42,100	34,600
MOZ060M6	ZS45K4E	63,670	58,960	54,320	49,800	41,190

R-22 Model	Compressor	Capacity BTUH @ 95°F Ambient Suction Temperature				
		35°F	30°F	25°F	20°F	10°F
MOZ020M6	ZS15K4E	21,230	19,630	18,080	16,560	13,710
MOZ025M6	ZS19K4E	25,080	23,260	21,480	19,740	16,430
MOZ030M6	ZS21K4E	30,740	28,360	26,040	23,800	19,580
MOZ035M6	ZS26K4E	37,430	34,440	31,570	28,820	23,580
MOZ045M6	ZS30K4E	44,150	40,390	36,830	33,470	27,360
MOZ055M6	ZS38K4E	51,970	48,030	44,190	40,480	33,270
MOZ060M6	ZS45K4E	61,220	56,690	52,230	47,880	39,610

R-22 Model	Compressor	Capacity BTUH @ 100°F Ambient Suction Temperature				
		35°F	30°F	25°F	20°F	10°F
MOZ020M6	ZS15K4E	20,380	18,850	17,360	15,900	13,160
MOZ025M6	ZS19K4E	24,080	22,330	20,620	18,950	15,770
MOZ030M6	ZS21K4E	29,510	27,230	25,000	22,850	18,800
MOZ035M6	ZS26K4E	35,930	33,060	30,310	27,670	22,640
MOZ045M6	ZS30K4E	42,380	38,770	35,360	32,130	26,270
MOZ055M6	ZS38K4E	49,890	46,110	42,420	38,860	31,940
MOZ060M6	ZS45K4E	58,770	54,420	50,140	45,970	38,030

R-22 Model	Compressor	Capacity BTUH @ 110°F Ambient Suction Temperature				
		35°F	30°F	25°F	20°F	10°F
MOZ020M6	ZS15K4E	19,530	18,060	16,630	15,240	12,610
MOZ025M6	ZS19K4E	23,070	21,400	19,760	18,160	15,120
MOZ030M6	ZS21K4E	28,280	26,090	23,960	21,900	18,010
MOZ035M6	ZS26K4E	34,440	31,690	29,040	26,510	21,690
MOZ045M6	ZS30K4E	40,620	37,160	33,880	30,790	25,170
MOZ055M6	ZS38K4E	47,810	44,190	40,660	37,240	30,610
MOZ060M6	ZS45K4E	56,320	52,160	48,050	44,050	36,440

1/2 To 6 HP Indoor & Outdoor Condensing Units

SCROLL COMPRESSORS

Performance Data - Low Temperature (R-22)

R-22 Model	Compressor	Capacity BTUH @ 90°F Ambient Suction Temperature						
		0°F	-10°F	-15°F	-20°F	-25°F	-30°F	-40°F
MOZ020L6	ZF06K4E	11,610	9,400	8,380	7,450	6,590	5,840	4,590
MOZ025L6	ZF08K4E	14,560	11,800	10,540	9,380	8,310	7,340	5,780
MOZ030L6	ZF09K4E	15,940	13,070	11,750	10,500	9,340	8,260	6,460
MOZ035L6	ZF11K4E	19,310	15,870	14,270	12,760	11,360	10,080	7,900
MOZ045L6	ZF13K4E	23,490	19,140	17,140	15,280	13,560	12,000	9,400
MOZ055L6	ZF15K4E	28,800	23,490	21,050	18,770	16,360	14,750	11,550
MOZ060L6	ZF18K4E	33,800	27,550	24,670	21,970	19,480	17,220	13,440

R-22 Model	Compressor	Capacity BTUH @ 95°F Ambient Suction Temperature						
		0°F	-10°F	-15°F	-20°F	-25°F	-30°F	-40°F
MOZ020L6	ZF06K4E	11,060	8,950	7,980	7,090	6,280	5,560	4,370
MOZ025L6	ZF08K4E	13,870	11,240	10,040	8,930	7,910	6,990	5,500
MOZ030L6	ZF09K4E	15,180	12,450	11,190	10,000	8,890	7,870	6,150
MOZ035L6	ZF11K4E	18,390	15,110	13,590	12,150	10,820	9,600	7,520
MOZ045L6	ZF13K4E	22,370	18,230	16,320	14,550	12,910	11,430	8,950
MOZ055L6	ZF15K4E	27,430	22,370	20,050	17,880	15,580	14,050	11,000
MOZ060L6	ZF18K4E	32,190	26,240	23,490	20,920	18,550	16,400	12,800

R-22 Model	Compressor	Capacity BTUH @ 100°F Ambient Suction Temperature						
		0°F	-10°F	-15°F	-20°F	-25°F	-30°F	-40°F
MOZ020L6	ZF06K4E	10,840	8,770	7,820	6,950	6,150	5,450	4,280
MOZ025L6	ZF08K4E	13,590	11,020	9,840	8,750	7,750	6,850	5,390
MOZ030L6	ZF09K4E	14,880	12,200	10,970	9,800	8,710	7,710	6,030
MOZ035L6	ZF11K4E	18,020	14,810	13,320	11,910	10,600	9,410	7,370
MOZ045L6	ZF13K4E	21,920	17,870	15,990	14,260	12,650	11,200	8,770
MOZ055L6	ZF15K4E	26,880	21,920	19,650	17,520	15,270	13,770	10,780
MOZ060L6	ZF18K4E	31,550	25,720	23,020	20,500	18,180	16,070	12,540

R-22 Model	Compressor	Capacity BTUH @ 110°F Ambient Suction Temperature						
		0°F	-10°F	-15°F	-20°F	-25°F	-30°F	-40°F
MOZ020L6	ZF06K4E	10,290	8,320	7,420	6,590	5,840	5,170	4,060
MOZ025L6	ZF08K4E	12,900	10,450	9,340	8,310	7,360	6,500	5,120
MOZ030L6	ZF09K4E	14,120	11,580	10,410	9,300	8,270	7,320	5,720
MOZ035L6	ZF11K4E	17,100	14,050	12,640	11,300	10,060	8,930	6,990
MOZ045L6	ZF13K4E	20,800	16,950	15,180	13,530	12,010	10,630	8,320
MOZ055L6	ZF15K4E	25,510	20,800	18,650	16,630	14,490	13,070	10,230
MOZ060L6	ZF18K4E	29,940	24,400	21,850	19,460	17,250	15,250	11,900

NOTE: The ZF compressor comes with liquid injection.

1/2 To 6 HP Indoor & Outdoor Condensing Units

SCROLL COMPRESSORS Unit Specifications

Model	Fig. ++	Compressor	Connections (ID)		Receiver 90% Full Lbs.	Fan(s)	Dimensions			Net Wt. Lbs.	Sound Data dBA [†]
			Liquid	Suction			D (In.)	W (In.)	H (In.)		
MOZ020M6	C	ZS15K4E	1/2	7/8	14	2	28-1/4	37-3/4	19-3/4	209	71
MOZ025M6	C	ZS19K4E	1/2	7/8	14	2	28-1/4	37-3/4	19-3/4	218	73
MOZ030M6	D	ZS21K4E	1/2	7/8	20	1	30-1/4	42-1/2	29-3/4	287	72
MOZ035M6	D	ZS26K4E	1/2	7/8	20	1	30-1/4	42-1/2	29-3/4	290	74
MOZ045M6	D	ZS30K4E	1/2	1-1/8	20	1	30-1/4	42-1/2	29-3/4	317	73
MOZ055M6	D	ZS38K4E	1/2	1-1/8	20	1	30-1/4	42-1/2	29-3/4	317	74
MOZ060M6	D	ZS45K43	1/2	1-1/8	20	1	30-1/4	42-1/2	29-3/4	317	76
MOZ020L6	C	ZF06K4E	1/2	7/8	14	2	28-1/4	37-3/4	19-3/4	209	71
MOZ025L6	C	ZF08K4E	1/2	7/8	14	2	28-1/4	37-3/4	19-3/4	218	73
MOZ030L6	C	ZF09K4E	1/2	7/8	14	2	28-1/4	37-3/4	19-3/4	218	71
MOZ035L6	C	ZF11K4E	1/2	7/8	14	2	28-1/4	37-3/4	19-3/4	217	73
MOZ045L6	D	ZF13K4E	1/2	1-1/8	20	1	30-1/4	42-1/2	29-3/4	307	73
MOZ055L6	D	ZF15K4E	1/2	1-1/8	20	1	30-1/4	42-1/2	29-3/4	313	74
MOZ060L6	D	ZF18K4E	1/2	1-1/8	20	1	30-1/4	42-1/2	29-3/4	317	76

++ = See Dimensional Drawings for details. † = Estimated sound pressure values are 10 feet from the unit. For estimating sound pressure from the unit at different distances, deduct the following from the unit values: 20 feet, deduct 6 dBA for 40 feet, deduct 12 dBA for 80 feet, deduct 18 dBA. This data is typical of "free field" conditions for horizontal air cooled condensing units at the outlet of the discharge air. The actual sound measurements may vary depending on the condensing unit installation. Factors such as reflecting walls, background noise and mounting conditions may have a significant influence on this data.

SCROLL COMPRESSORS - Electrical Data

Model Number	Part Number	Power Supply			Compressor		Fan Motor			MCA		MOPD		Evap. Fan Amps	Defrost Heater Amps
		Volts	Ph	Hz [†]	RLA	LRA	Qty.	HP	FLA	Air	Elec.	Air	Elec.		
MOZ020M62	ZS15K4E-PFV	208-230	1	60	14.1	68.0	2	1/15	1.0	20	38	30	40	12.0	30
MOZ020M63	ZS15K4E-TF5	208-230	3	60	9.6	58.0	2	1/15	1.0	15	24	20	30	9.0	19
MOZ020M64	ZS15K4E-TFD	460	3	60	4.8	29.0	2	1/15	1.0	15	15	15	15	^	^
MOZ025M62	ZS19K4E-PFV	208-230	1	60	16.2	75.0	2	1/15	1.0	21	38	35	45	12.0	30
MOZ025M63	ZS19K4E-TF5	208-230	3	60	12.3	73.0	2	1/15	1.0	20	29	25	35	11.0	23
MOZ025M64	ZS19K4E-TFD	460	3	60	5.8	38.0	2	1/15	1.0	15	15	15	15	^	^
MOZ030M62	ZS21K4E-PFV	208-230	1	60	20.8	112.0	1	1/3	3.5	30	42	50	60	12.0	30
MOZ030M63	ZS21K4E-TF5	208-230	3	60	13.7	93.0	1	1/3	3.5	21	38	30	45	12.0	30
MOZ030M64	ZS21K4E-TFD	460	3	60	6.2	48.0	1	1/3	1.9	15	15	15	15	^	^
MOZ035M62	ZS26K4E-PFV	208-230	1	60	21.2	104.0	1	1/3	3.5	30	42	45	60	12.0	30
MOZ035M63	ZS26K4E-TF5	208-230	3	60	13.9	93.0	1	1/3	3.5	21	38	30	45	12.0	30
MOZ035M64	ZS26K4E-TFD	460	3	60	6.2	48.0	1	1/3	1.9	15	15	15	15	^	^
MOZ045M62	ZS30K4E-PFV	208-230	1	60	23.4	137.0	1	1/3	3.5	33	59	50	60	11.0	47
MOZ045M63	ZS30K4E-TF5	208-230	3	60	18.4	114.0	1	1/3	3.5	27	44	40	50	12.0	35
MOZ045M64	ZS30K4E-TFD	460	3	60	8.4	58.0	1	1/3	1.9	15	29	20	35	11.0	23
MOZ055M62	ZS38K4E-PFV	208-230	1	60	28.8	169.0	1	1/3	3.5	40	59	50	60	12.0	47
MOZ055M63	ZS38K4E-TF5	208-230	3	60	19.2	123.0	1	1/3	3.5	28	44	45	50	12.0	35
MOZ055M64	ZS38K4E-TFD	460	3	60	8.7	62.0	1	1/3	1.9	15	29	20	30	10.0	23
MOZ060M63	ZS45K4E-TF5	208-230	3	60	21.5	156.0	1	1/3	3.5	30	44	50	60	12.0	35
MOZ060M64	ZS45K4E-TFD	460	3	60	8.3	70.0	1	1/3	1.9	15	29	20	30	10.6	23
MOZ020L62	ZF06K4E-PFV	208-230	1	60	12.2	61.0	2	1/15	1.0	20	38	25	40	12.0	30
MOZ020L63	ZF06K4E-TF5	208-230	3	60	8.3	55.0	2	1/15	1.0	15	24	15	25	9.0	19
MOZ020L64	ZF06K4E-TFD	460	3	60	3.8	27.0	2	1/15	1.0	15	15	15	15	^	^
MOZ025L62	ZF08K4E-PFV	208-230	1	60	14.7	73.0	2	1/15	1.0	20	38	30	45	12.0	30
MOZ025L63	ZF08K4E-TF5	208-230	3	60	8.7	63.0	2	1/15	1.0	15	29	20	30	11.0	23
MOZ025L64	ZF08K4E-TFD	460	3	60	4.5	31.0	2	1/15	1.0	15	15	15	15	^	^
MOZ030L62	ZF09K4E-PFV	208-230	1	60	14.7	88.0	2	1/15	1.0	20	38	30	45	12.0	30
MOZ030L63	ZF09K4E-TF5	208-230	3	60	9.9	77.0	2	1/15	1.0	15	24	20	25	6.0	19
MOZ030L64	ZF09K4E-TFD	460	3	60	5.1	39.0	2	1/15	1.0	15	15	15	15	^	^
MOZ035L62	ZF11K4E-PFV	208-230	1	60	18.6	109.0	2	1/15	1.0	24	38	40	50	12.0	30
MOZ035L63	ZF11K4E-TF5	208-230	3	60	10.9	88.0	2	1/15	1.0	15	29	25	30	6.0	23
MOZ035L64	ZF11K4E-TFD	460	3	60	6.4	44.0	2	1/15	1.0	15	15	15	15	^	^
MOZ045L62	ZF13K4E-PFV	208-230	1	60	24.0	129.0	1	1/3	3.5	34	45	50	60	11.0	30
MOZ045L63	ZF13K4E-TF5	208-230	3	60	13.5	99.0	1	1/3	3.5	20	38	30	40	11.0	30
MOZ045L64	ZF13K4E-TFD	460	3	60	7.4	49.5	1	1/3	1.9	15	24	15	25	9.0	19
MOZ055L62	ZF15K4E-PFV	208-230	1	60	28.8	169.0	1	1/3	3.5	40	50	50	60	10.0	30
MOZ055L63	ZF15K4E-TF5	208-230	3	60	17.0	123.0	1	1/3	3.5	24.8	37.5	40	50	10.0	30
MOZ055L64	ZF15K4E-TFD	460	3	60	8.7	62.0	1	1/3	1.9	15	24	20	25	8.0	19
MOZ060L63	ZF18K4E-TF5	208-230	3	60	19.6	156.0	1	1/3	3.5	28	44	45	50	12.0	35
MOZ060L64	ZF18K4E-TFD	460	3	60	8.3	70.0	1	1/3	1.9	15	29	20	30	11.0	23

Per UL and NEC, RLA values have been calculated by dividing the Maximum Continuous Current (MCC) by 1.56.

^ Power supplied by customer.

† Consult factory for 50 HZ applications.

1/2 To 6 HP Indoor & Outdoor Condensing Units

SEMI-HERMETIC COMPRESSORS

Performance Data - Medium Temperature (R-404A/507)

R-404A/507 Model	Compressor	Capacity BTUH @ 90°F Ambient Suction Temperature						
		25°F	20°F	15°F	10°F	5°F	0°F	-5°F
MOS010M6	KAR-010E	9,680	8,730	7,930	7,260	6,500	5,890	5,000
MOS020M6	KAK-020E	16,890	15,110	13,590	12,260	11,070	9,940	8,690
MOS021M6	ERC-021E	19,930	17,400	15,800	14,300	12,800	11,840	10,220
MOS030M6	ERF-031E	30,880	28,310	25,730	23,180	20,690	18,260	15,950

R-404A/507 Model	Compressor	Capacity BTUH @ 95°F Ambient Suction Temperature						
		25°F	20°F	15°F	10°F	5°F	0°F	-5°F
MOS010M6	KAR-010E	9,140	8,300	7,600	6,870	6,150	5,550	4,730
MOS020M6	KAK-020E	16,240	14,530	13,070	11,790	10,640	9,560	8,360
MOS021M6	ERC-021E	18,850	16,500	14,900	13,500	12,700	11,140	9,580
MOS030M6	ERF-031E	29,690	27,220	24,740	22,290	19,890	17,560	15,340

R-404A/507 Model	Compressor	Capacity BTUH @ 100°F Ambient Suction Temperature						
		25°F	20°F	15°F	10°F	5°F	0°F	-5°F
MOS010M6	KAR-010E	8,680	7,950	7,110	6,410	5,780	5,220	4,450
MOS020M6	KAK-020E	15,590	13,950	12,550	11,320	10,210	9,180	8,030
MOS021M6	ERC-021E	17,840	16,280	14,870	13,440	11,970	10,450	8,940
MOS030M6	ERF-031E	28,500	26,130	23,750	21,400	19,090	16,860	14,730

R-404A/507 Model	Compressor	Capacity BTUH @ 110°F Ambient Suction Temperature						
		25°F	20°F	15°F	10°F	5°F	0°F	-5°F
MOS010M6	KAR-010E	7,740	7,000	6,350	5,720	5,120	4,600	3,900
MOS020M6	KAK-020E	14,290	12,790	11,500	10,380	9,360	8,410	7,360
MOS021M6	ERC-021E	15,840	14,610	12,600	11,850	10,470	9,180	7,770
MOS030M6	ERF-031E	26,130	23,950	21,770	19,620	17,500	15,450	13,500

1/2 To 6 HP Indoor & Outdoor Condensing Units

SEMI-HERMETIC COMPRESSORS

Performance Data - Low Temperature (R-404A/507)

R-404A/507 Model	Compressor	Capacity BTUH @ 90°F Ambient Suction Temperature						
		0°F	-5°F	-10°F	-20°F	-25°F	-30°F	-40°F
MOS005L6	KAN-005E	3,530	3,150	2,760	2,050	1,720	1,420	930
MOS008L6	KAM-007E	6,010	5,360	4,730	3,570	3,050	2,580	1,820
MOS010L6	KAJ-010E	7,770	6,990	6,240	4,830	4,190	3,610	2,640
MOS015L6	KAL-015E	11,780	10,600	9,470	7,340	6,370	5,500	4,020
MOS020L6	EAD-020E	13,780	12,290	10,860	8,260	7,120	6,100	4,470
MOS021L6	EAV-021E	15,120	13,660	12,200	9,420	8,140	6,980	5,160
MOS030L6	LAH-032E	22,600	20,320	18,090	13,810	11,830	9,970	6,780
MOS030E6	LAC-032E	-	-	-	16,780	14,570	12,540	9,010

R-404A/507 Model	Compressor	Capacity BTUH @ 95°F Ambient Suction Temperature						
		0°F	-5°F	-10°F	-20°F	-25°F	-30°F	-40°F
MOS005L6	KAN-005E	3,310	2,940	2,580	1,900	1,580	1,300	830
MOS008L6	KAM-007E	5,520	4,900	4,320	3,280	2,810	2,390	1,620
MOS010L6	KAJ-010E	7,220	6,480	5,790	4,520	3,940	3,390	2,440
MOS015L6	KAL-015E	10,960	9,930	8,920	6,990	6,110	5,300	3,930
MOS020L6	EAD-020E	12,530	11,160	9,870	7,520	6,490	5,560	3,980
MOS021L6	EAV-021E	13,920	12,600	11,280	8,780	7,610	6,520	4,590
MOS030L6	LAH-032E	21,310	19,100	16,930	12,800	10,880	9,100	6,040
MOS030E6	LAC-032E	-	-	-	15,700	13,550	11,580	8,270

R-404A/507 Model	Compressor	Capacity BTUH @ 100°F Ambient Suction Temperature						
		0°F	-5°F	-10°F	-20°F	-25°F	-30°F	-40°F
MOS005L6	KAN-005E	3,100	2,760	2,400	1,750	1,450	1,170	750
MOS008L6	KAM-007E	5,290	4,680	4,100	3,020	2,540	2,100	1,400
MOS010L6	KAJ-010E	6,900	6,180	5,470	4,160	3,570	3,030	2,150
MOS015L6	KAL-015E	10,520	9,460	8,410	6,440	5,540	4,700	3,300
MOS020L6	EAD-020E	12,140	10,730	9,400	6,970	5,920	4,980	3,530
MOS021L6	EAV-021E	13,390	12,110	10,810	8,260	7,060	5,940	4,050
MOS030L6	LAH-032E	20,020	17,890	15,790	11,790	9,940	8,230	5,300
MOS030E6	LAC-032E	-	-	-	14,630	12,530	10,640	7,540

R-404A/507 Model	Compressor	Capacity BTUH @ 110°F Ambient Suction Temperature						
		0°F	-5°F	-10°F	-20°F	-25°F	-30°F	-40°F
MOS005L6	KAN-005E	2,680	2,360	2,030	1,440	1,160	900	520
MOS008L6	KAM-007E	4,560	4,010	3,470	2,480	2,030	1,620	970
MOS010L6	KAJ-010E	6,040	5,370	4,720	3,510	2,960	2,470	1,660
MOS015L6	KAL-015E	9,290	8,320	7,370	5,560	4,710	3,930	2,580
MOS020L6	EAD-020E	10,510	9,210	7,950	6,000	4,720	3,880	2,610
MOS021L6	EAV-021E	11,670	10,570	9,450	7,130	5,990	4,900	2,950
MOS030L6	LAH-032E	17,480	15,490	13,530	9,800	8,080	6,490	3,750
MOS030E6	LAC-032E	-	-	-	12,510	10,510	8,760	6,090

^ NRD1-040E Compressor is Single Phase & uses R-404A only.

^^ Uses R-404A & 507 in 3 phase model.

1/2 To 6 HP Indoor & Outdoor Condensing Units

SEMI-HERMETIC COMPRESSORS

Performance Data - Medium and High Temperature (R-22)

R-22 Model	Compressor	Capacity BTUH @ 90°F Ambient Suction Temperature					
		40°F	30°F	25°F	20°F	10°F	0°F
MOS008H2	KAN-0075	9,110	7,630	6,900	6,230	4,640	-
MOS008M2	KAE-0075	-	-	7,850	7,110	5,770	4,420
MOS010H2	KAR-0100	12,910	10,670	9,630	8,630	6,830	-
MOS010M2	KAM-0100	-	-	9,920	8,950	7,110	5,370
MOS015H2	KAG-0150	16,990	13,880	12,720	11,440	9,120	-
MOS020H2	ERA-0200	22,270	16,800	14,500	12,300	7,970	-
MOS020M2	KAK-0200	-	-	17,190	15,510	12,450	9,880
MOS021M2	ERC-0200	-	-	18,350	16,650	13,520	10,850
MOS029M2	ERF-0310	-	-	25,570	23,190	18,860	15,330
MOS030H2	ERF-0310	37,070	30,820	27,870	25,100	20,160	-

R-22 Model	Compressor	Capacity BTUH @ 95°F Ambient Suction Temperature					
		40°F	30°F	25°F	20°F	10°F	0°F
MOS008H2	KAN-0075	8,840	7,310	6,630	5,990	4,430	-
MOS008M2	KAE-0075	-	-	7,510	6,780	5,510	4,250
MOS010H2	KAR-0100	12,410	10,260	9,260	8,300	6,570	-
MOS010M2	KAM-0100	-	-	9,580	8,630	6,840	5,140
MOS015H2	KAG-0150	16,340	13,350	12,230	11,000	8,770	-
MOS020H2	ERA-0200	21,310	15,900	13,700	11,500	7,220	-
MOS020M2	KAK-0200	-	-	16,530	14,910	11,970	9,500
MOS021M2	ERC-0200	-	-	17,640	16,010	13,000	10,430
MOS029M2	ERF-0310	-	-	24,720	22,400	18,200	14,760
MOS030H2	ERF-0310	35,640	29,630	26,800	24,130	19,380	-

R-22 Model	Compressor	Capacity BTUH @ 100°F Ambient Suction Temperature					
		40°F	30°F	25°F	20°F	10°F	0°F
MOS008H2	KAN-0075	8,520	7,030	6,370	5,750	4,230	-
MOS008M2	KAE-0075	-	-	7,190	6,470	5,250	4,270
MOS010H2	KAR-0100	11,910	9,850	8,890	7,970	6,310	-
MOS010M2	KAM-0100	-	-	9,240	8,310	6,570	4,910
MOS015H2	KAG-0150	15,690	12,820	11,740	10,560	8,420	-
MOS020H2	ERA-0200	19,300	15,000	12,900	10,800	6,540	-
MOS020M2	KAK-0200	-	-	15,870	14,310	11,490	9,120
MOS021M2	ERC-0200	-	-	16,930	15,370	12,480	10,010
MOS029M2	ERF-0310	-	-	23,850	21,610	17,530	14,200
MOS030H2	ERF-0310	34,210	28,450	25,720	23,160	18,600	-

R-22 Model	Compressor	Capacity BTUH @ 110°F Ambient Suction Temperature					
		40°F	30°F	25°F	20°F	10°F	0°F
MOS008H2	KAN-0075	7,860	6,470	5,860	5,280	3,840	-
MOS008M2	KAE-0075	-	-	6,480	5,860	4,760	3,840
MOS010H2	KAR-0100	10,920	9,030	8,150	7,300	5,780	-
MOS010M2	KAM-0100	-	-	8,530	7,670	6,030	4,430
MOS015H2	KAG-0150	14,380	11,750	10,760	9,680	7,720	-
MOS020H2	ERA-0200	17,200	13,400	11,500	9,540	5,510	-
MOS020M2	KAK-0200	-	-	14,550	13,120	10,530	8,360
MOS021M2	ERC-0200	-	-	15,520	14,090	11,440	9,180
MOS029M2	ERF-0310	-	-	22,150	20,040	16,210	13,080
MOS030H2	ERF-0310	31,370	26,070	23,580	21,240	17,050	-

1/2 To 6 HP Indoor & Outdoor Condensing Units

SEMI-HERMETIC COMPRESSORS Unit Specifications

Model	Fig. ++	Compressor	Connections (ID)		Receiver 90% Full Lbs.	Fan(s)	Dimensions			Net Wt. Lbs.	Sound Data dBA [†]
			Liquid	Suction			D (In.)	W (In.)	H (In.)		
MOS008H2	A	KAN-0075	3/8	5/8	6.0	1	28-1/4	23-3/4	17-1/4	180	66
MOS008M2	A	KAE-0075	3/8	5/8	6.0	1	28-1/4	23-3/4	17-1/4	180	66
MOS010H2	A	KAR-0100	3/8	5/8	6.0	1	28-1/4	23-3/4	17-1/4	175	66
MOS010M2	A	KAM-0100	3/8	5/8	6.0	1	28-1/4	23-3/4	17-1/4	178	66
MOS015H2	B	KAG-0150	3/8	7/8	10.0	2	28-1/4	37-3/4	17-1/4	221	69
MOS020H2	B	ERA-0200	3/8	7/8	10.0	2	28-1/4	37-3/4	17-1/4	293	69
MOS020M2	B	KAK-0200	3/8	7/8	10.0	2	28-1/4	37-3/4	17-1/4	189	69
MOS021M2	B	ERC-0200	3/8	7/8	10.0	2	28-1/4	37-3/4	17-1/4	301	69
MOS029M2	C	ERF-0310	1/2	7/8	16.0	2	28-1/4	37-3/4	19-3/4	391	69
MOS030H2	D	ERF-0310	1/2	7/8	22.0	1	30-1/4	42-1/2	29-3/4	385	70
MOS010M6	A	KAR-010E	3/8	5/8	5.5	1	28-1/4	23-3/4	17-1/4	178	67
MOS020M6	B	KAK-020E	3/8	7/8	9.0	2	28-1/4	37-3/4	17-1/4	189	69
MOS021M6	B	ERC-021E	3/8	7/8	9.0	2	28-1/4	37-3/4	17-1/4	301	70
MOS030M6	D	ERF-031E	1/2	7/8	20.0	1	30-1/4	42-1/2	29-3/4	397	71
MOS005L6	A	KAN-005E	3/8	1/2	5.5	1	28-1/4	23-3/4	17-1/4	172	67
MOS008L6	A	KAM-007E	3/8	5/8	5.5	1	28-1/4	23-3/4	17-1/4	172	67
MOS010L6	A	KAJ-010E	3/8	5/8	5.5	1	28-1/4	23-3/4	17-1/4	178	67
MOS015L6	B	KAL-015E	3/8	7/8	9.0	2	28-1/4	37-3/4	17-1/4	225	69
MOS020L6	B	EAD-020E	3/8	7/8	9.0	2	28-1/4	37-3/4	17-1/4	291	70
MOS021L6	B	EAV-021E	3/8	7/8	9.0	2	28-1/4	37-3/4	17-1/4	301	70
MOS030L6	C	LAH-032E	1/2	7/8	14.0	2	28-1/4	37-3/4	19-3/4	357	71
MOS030E6	C	LAC-032E	1/2	7/8	14.0	2	28-1/4	37-3/4	19-3/4	391	71

++ = See Dimensional Drawings for details.

[†] = Estimated sound pressure values are 10 feet from the unit. For estimating sound pressure from the unit at different distances, deduct the following from the unit values: 20 feet, deduct 6 dBA for 40 feet, deduct 12 dBA for 80 feet, deduct 18 dBA. This data is typical of "free field" conditions for horizontal air cooled condensing units at the outlet of the discharge air. The actual sound measurements may vary depending on the condensing unit installation. Factors such as reflecting walls, background noise and mounting conditions may have a significant influence on this data.

1/2 To 6 HP Indoor & Outdoor Condensing Units

SEMI-HERMETIC COMPRESSORS Electrical Data - Medium and High Temperature

Model Number	Part Number	Power Supply			Compressor		Fan Motor			MCA		MOPD		Evap. Fan Amps	Defrost Heater Amps
		Volts	Ph	Hz [†]	RLA	LRA	Qty.	HP	FLA	Air	Elec.	Air	Elec.		
MOS008H22	KAN2-0075-CAV	208-230	1	60	5.4	36.0	1	1/15	0.5	15	20	15	20	8	15
MOS008H23	KAN1-0075-TAC	208-230	3	60	3.1	19.9	1	1/15	0.5	15	20	15	20	9	15
MOS008M22	KAE2-0075-CAV	208-230	1	60	4.9	36.0	1	1/15	0.5	15	20	15	20	8	15
MOS008M23	KAE1-0075-TAC	208-230	3	60	3.0	19.9	1	1/15	0.5	15	20	15	20	9	15
MOS010H22	KAR2-0100-CAV	208-230	1	60	6.6	40.0	1	1/15	0.5	15	20	15	20	7	15
MOS010H23	KAR1-0100-TAC	208-230	3	60	3.8	27.0	1	1/15	0.5	15	20	15	20	9	15
MOS010M22	KAM2-0100-CAV	208-230	1	60	6.7	40.0	1	1/15	0.5	15	20	15	20	7	15
MOS010M23	KAM1-0100-TAC	208-230	3	60	4.0	27.0	1	1/15	0.5	15	20	15	20	9	15
MOS015H22	KAGB-0150-CAV	208-230	1	60	8.6	55.0	2	1/15	1.0	15	24	20	25	9	19
MOS015H23	KAGA-0150-TAC	208-230	3	60	4.9	35.5	2	1/15	1.0	15	20	15	20	8	15
MOS015H24	KAGA-0150-TAD	460	3	60	2.2	18.2	2	1/15	1.0	15	15	15	15	^	^
MOS020H23	ERA1-0200-TAC	208-230	3	60	5.9	46.0	2	1/15	1.0	15	24	15	25	9	19
MOS020H24	ERA1-0200-TAD	460	3	60	3.1	46.0	2	1/15	1.0	15	15	15	15	^	^
MOS020M22	KAKB-0200-CAV	208-230	1	60	9.5	55.0	2	1/15	1.0	15	24	20	25	6	19
MOS020M23	KAKA-0200-TAC	208-230	3	60	6.1	50.0	2	1/15	1.0	15	24	15	25	9	19
MOS021M23	ERC1-0200-TAC	208-230	3	60	6.1	46.0	2	1/15	1.0	15	24	15	25	9	19
MOS021M24	ERC1-0200-TAD	460	3	60	3.3	23.0	2	1/15	1.0	15	15	15	15	^	^
MOS029M29	ERF2-0310-CAB	230	1	60	15.6	86.0	2	1/15	1.0	21	38	35	45	12	30
MOS029M23	ERF1-0311-TAC	208-230	3	60	11.2	82.0	2	1/15	1.0	15	29	25	35	12	23
MOS029M24	ERFI-0311-TAD	460	3	60	5.2	41.0	2	1/15	1.0	15	15	15	15	^	^
MOS030H23	ERF1-0311-TAC	208-230	3	60	11.2	82.0	1	1/3	3.5	20	38	25	40	12	30
MOS030H24	ERF1-0311-TAD	460	3	60	5.2	41.0	1	1/3	1.9	15	15	15	15	^	^
MOS010M62	KARB-010E-CAV	208-230	1	60	6.4	40.0	1	1/15	0.5	15	20	15	20	7	15
MOS010M63	KARA-010E-TAC	208-230	3	60	3.8	27.0	1	1/15	0.5	15	20	15	20	9	15
MOS020M62	KAKB-021E-CAV	208-230	1	60	9.1	55.0	2	1/15	1.0	15	24	20	25	6	19
MOS020M63	KAKA-020E-TAC	208-230	3	60	5.8	50.0	2	1/15	1.0	15	24	15	25	9	19
MOS021M63	ERCA-021E-TAC	208-230	3	60	7.9	46.0	2	1/15	1.0	15	24	15	25	9	19
MOS021M64	ERCA-020E-TAD	460	3	60	3.1	23.0	2	1/15	1.0	15	15	15	15	^	^
MOS030M63	ERFA-031E-TAC	208-230	3	60	11.2	82.0	1	1/3	3.5	20	38	25	40	12	30
MOS030M64	ERFA-031E-TAD	460	3	60	5.2	41.0	1	1/3	1.9	15	15	15	15	^	^

^ Power supplied by customer.

† Consult factory for 50 HZ applications.

1/2 To 6 HP Indoor & Outdoor Condensing Units

SEMI-HERMETIC COMPRESSORS Electrical Data - Low Temperature

Model Number	Part Number	Power Supply			Compressor		Fan Motor			MCA		MOPD		Evap. Fan Amps	Defrost Heater Amps
		Volts	Ph	Hz [†]	RLA	LRA	Qty.	HP	FLA	Air	Elec.	Air	Elec.		
MOS005L62	KANB-005E-CAV	208-230	1	60	3.1	24.0	1	1/15	0.5	15	20	15	20	9.0	15
MOS005L63	KANA-006E-TAC	208-230	3	60	2.0	13.2	1	1/15	0.5	15	20	15	20	9.6	15
MOS008L62	KAMB-007E-CAV	208-230	1	60	5.1	36.0	1	1/15	0.5	15	20	15	20	8.0	15
MOS008L63	KAMA-007E-TAC	208-230	3	60	2.9	19.9	1	1/15	0.5	15	20	15	20	9.0	15
MOS010L62	KAJB-010E-CAV	208-230	1	60	6.2	40.0	1	1/15	0.5	15	20	15	20	8.0	15
MOS010L63	KAJA-011E-TAC	208-230	3	60	4.1	27.0	1	1/15	0.5	15	20	15	20	9.0	15
MOS015L62	KALB-015E-CAV	208-230	1	60	8.9	55.0	2	1/15	1.0	15	24	20	25	8.0	19
MOS015L63	KALA-016E-TAC	208-230	3	60	6.0	50.0	2	1/15	1.0	15	20	15	20	7.6	15
MOS015L64	KALA-016E-TAD	460	3	60	3.1	25.0	2	1/15	1.0	15	20	15	20	9.0	15
MOS020L63	EADA-020E-TAC	208-230	3	60	6.1	46.0	2	1/15	1.0	15	20	15	20	7.0	15
MOS021L62	EAVB-021E-CAV	208-230	1	60	13.2	102.0	2	1/15	1.0	20	29	30	30	4.0	23
MOS021L63	EAVA-021E-TAC	208-230	3	60	6.6	50.0	2	1/15	1.0	15	20	15	20	7.0	15
MOS021L64	EAVA-021E-TAD	460	3	60	2.9	26.6	2	1/15	1.0	15	20	15	20	9.0	15
MOS030L63	LAHA-032E-TAC	208-230	3	60	11.5	112.0	2	1/15	1.0	20	29	25	35	12.0	23
MOS030L64	LAHA-032E-TAD	460	3	60	5.4	56.0	2	1/15	1.0	15	15	15	15	^	^
MOS030E63	LACA-032E-TAC	208-230	3	60	11.5	112.0	2	1/15	1.0	20	29	25	35	12.0	23
MOS030E64	LACA-032E-TAD	460	3	60	5.4	56.0	2	1/15	1.0	15	15	15	15	^	^

^ Power supplied by customer.

† Consult factory for 50 HZ applications.

NOTE: Per UL and NEC, RLA values have been calculated by dividing the Maximum Continuous Current (MCC) by 1.56

Replacement Parts List				
Model	PSC Motor	EC Motor	Fan Blade	Orbus Controller
A, B, C Cabinet	25309101, 230/1	25319201, 230/1	22901601, 14"	28962001
D Cabinet	25309001, 230/1 25309002, 460/1	25319101, 230/1	7173156, 22"	28962001

Right source. Right parts. Right now.

InterLink™ is your link to a complete line of dependable and certified commercial refrigeration parts, accessories and innovative electronic controls for all equipment. At InterLink, we provide our wholesalers with a comprehensive selection of product solutions and innovative technologies for the installed customer base. And every product is built to ensure the same high performance standards with which all Heatcraft brands are built — backed by a dedicated team to serve every customer need, delivering at the best lead times in the industry.



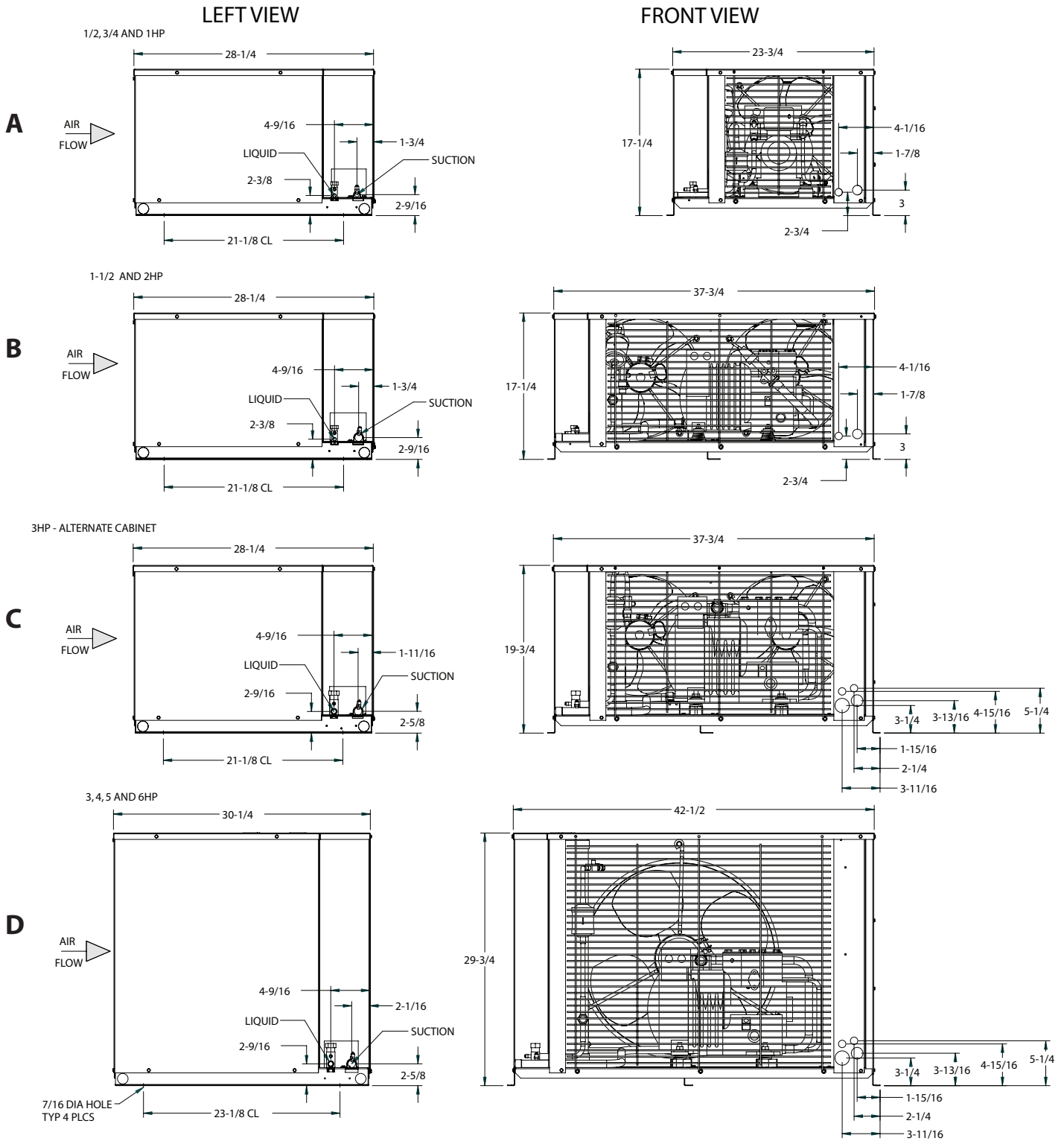
Dependable. Versatile. Courteous.

Finally, one simple source for all your replacement needs from a name you can trust.

1/2 To 6 HP Indoor & Outdoor Condensing Units

Dimensional Drawings

OUTDOOR

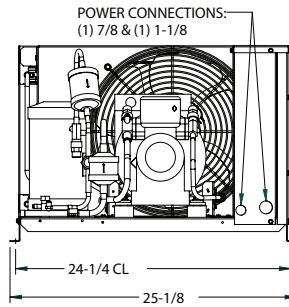


1/2 To 6 HP Indoor & Outdoor Condensing Units

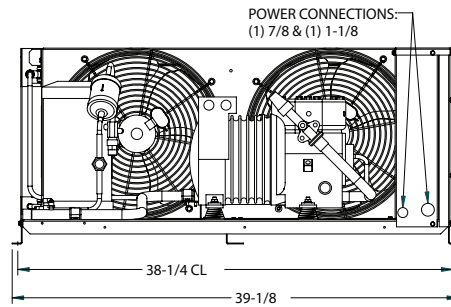
INDOOR

FRONT VIEW

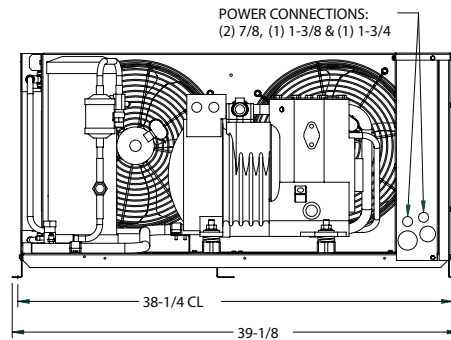
A



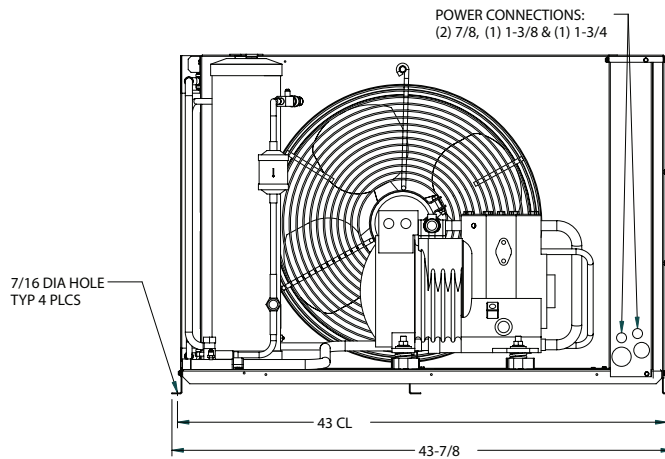
B



C



D



Visit our web site at heatcraftprd.com for technical literature online.

*Since product improvement is a continuing effort,
we reserve the right to make changes in specifications without notice.*

Heatcraft Refrigeration Products, LLC
2175 West Park Place Blvd. • Stone Mountain, GA 30087 USA
800.321.1881 • heatcraftprd.com

