
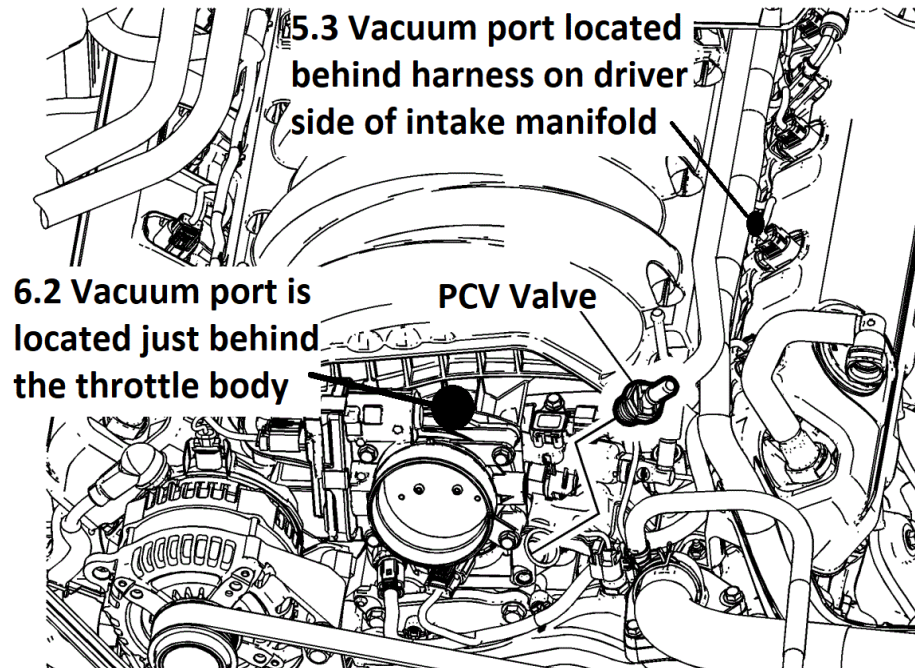



UPR Oil Catch Can Install instructions 2014-2018 Chevy Silverado GMC Sierra 5.3 & 6.2L Single Valve Catch Can 5030-231 & 5030-232

1. Locate the factory PCV hose and remove it. The 5.3 PCV hose will run from the PCV in the lifter valley plate to the vacuum port on the driver side of the intake manifold about half way down. The 6.2 will have a short hose from the PCV in the lifter valley plate to the top of the intake manifold just behind the throttle body.



2. Use a 13mm socket or wrench to remove the fender support bolt at the cowl on the driver side of the engine compartment. Use the same bolt to install the UPR catch can bracket onto the support.

3. The hose without a check valve will connect from the top of the catch can to the PCV fitting in the lifter valley. The UPR Plug and Play connectors will click onto the factory PCV fitting when fully engaged.




4. The hose WITH the check valve will connect from the side of the catch can to intake manifold vacuum fitting. The Plug N Play fitting will just click onto the OEM fitting. The ARROW printed on the check valve will face away from the catch can.



5.3

6.2



5. Double check and make sure all the Plug N Play fittings are clipped onto the OEM connections and the catch can. Periodically check the catch can every 1000 miles to get a feel for your truck's needs. Most will need the catch can to be emptied every 3-5000 miles. The containment cup on the catch can is able to be unscrewed for inspection.

Always check and drain the catch can more often in winter / freezing weather. If the water/oil mixture in the catch can is allowed to freeze it will cause damage to the catch can and internal components. Any damage due to freezing is NOT WARRANTY. You must dispose of the liquid collected in the catch can properly (with used waste oil) properly according to your local laws.

***Product Liability Statement:** The purchase of the product, manufactured by UPR Products Inc. completes an agreement between UPR Products Inc. and the customer. UPR Products Inc. assumes no liability for damages or injury incurred by the buyer of this product. The purchaser or user of this product is responsible for the proper disposal of any hazardous materials (oil catch can contents). The buyer has complete responsibility for the installation, use and upkeep of this product.*

Be sure to shop our online store for the best deals: www.uprproducts.com