

DELIVERY AND INSTALL - 25% DISCOUNT

Contract #: 99999-001-SPD0000198-0056

12/1/2023 – 11/30/2025

TUOHY



Introduction

Terms & Options

Power-Data

Casegoods

Andavi

Atheneum

Coda

Danza

Geneva

Uffizi

Reception

Arrive

Prima

Uffizi

Conference

Carina

Duende

Faraday

Geneva

Karo

Meich

Oblique

Rhoi

Ryvit

Tryg

Univers

Advantage

Coda-Vee

Coda-Wire

Coda-X

Spyda

Uffizi-Loop

Zi-AD

Seating**Occasional Tables**

PRICING & SPECIFICATION GUIDE

Introduction: Terms & Options

May 1, 2023

TUOHY

Prices	6
Lead Times	6
Ordering Information	6
Acknowledgement	6
Credit and Payment Terms	6
Changes and Cancellations	6
Packaging	6
Delivery	6
Freight	7
Warranty	8
Upholstery	9
Woods	11
Materials	12
Drawers	13
Locks	14
Sustainability	15

PRICES

All prices are list, F.O.B. Chatfield, Minnesota, and are subject to change without notice. We reserve the right to change quotation prices prior to acceptance by the buyer. Quotation prices must be accepted within 30 days or re-submitted for dating and approval. Prices do not include storage, installation, taxes or tariffs. All orders are subject to a surcharge for prepaid freight—see FREIGHT, next page.

Quoted prices are subject to change based on the cost of raw materials, shipping, and/or freight at the time ordered by seller

LEAD TIMES

The lead time on an order begins when TUOHY's Order Entry Department has verified the validity of the items ordered and has received at our manufacturing facility all COM materials supplied by others.

ORDERING INFORMATION

Specify all items by their product number, noting the quantity, finish color, tagging information and all other specifications called for within the price schedule.

The product number will prevail in the event the product number and description differ. All orders must be in writing and shall be deemed accepted when the General Office in Chatfield, Minnesota issues a written acknowledgement. We are responsible only for agreements, commitments, and obligations authorized by an officer of TUOHY Furniture Corporation, and not for any agreement between a selling agent or other third party and the buyer.

ACKNOWLEDGEMENT

Every order will be acknowledged. Orders will be manufactured and invoiced based upon the information on the acknowledgement. If there is any discrepancy, please notify TUOHY Furniture Corporation immediately. Failure to notify TUOHY of a discrepancy within five (5) days will constitute acceptance of the order as acknowledged. All acknowledgments will contain current lead time information. If for some reason the buyer does not want it early, please list a Do-Not-Ship-Before date.

We are not responsible for delays in scheduling or failure to make scheduled shipping date due to strikes, lockouts or other labor complications, war, riots, Acts of God, fires, accidents, restraints affecting shipment or credit, reduced supply or excessive cost of fuel or raw material, delays from suppliers, compliance with Government regulations, or other unforeseen contingencies. When delays in product delivery are caused by the

purchaser we reserve the right to draw up to 90% of the contract price and to charge to the purchaser any costs incurred by us.

CREDIT AND PAYMENT TERMS

Corporate policy does not allow for automatic open account terms for new customers or for customers whose account is not current. Corporate policy also prohibits credit being extended to individuals or residential accounts. New customers are required to make a deposit for the full value of the merchandise ordered. A credit application will be sent to each new customer. Credit will be established upon review of the responses given by the customer's references and will appear on future order acknowledgements. New customers are encouraged to begin establishing a credit rating with TUOHY Furniture Corporation prior to placing an order. Our customers are responsible to provide the necessary current and accurate information. We cannot be responsible to follow up on credit references. Upon establishment of an open account, terms are Net 30. 1 1/2% per month service charge will be added to all past due accounts. Accounts that are 90 days past due will be subject to collection proceedings without any additional notice. Please inquire for a packet of Credit information and Procedures from TUOHY Furniture Corporation. Orders will not be processed for past due accounts until the amount due, including any service charges, is paid in full. Standard product orders exceeding \$50,000 net will require a down payment of 33%. Custom orders will require a down payment of 50% and will not be scheduled for production until the down payment is received. A bank letter of credit may be required for any order over \$50,000.

CHANGES AND CANCELLATIONS

All prices and ship dates published or quoted regard items only as specified. We reserve the right to adjust our prices and ship dates on any change in specifications. TUOHY Furniture Corporation will make every reasonable effort to stop production, scheduling shipments, etc., upon receipt of written notification of changes, cancellations, or deferments of delivery. TUOHY will assess charges to the customer for change orders, cancellations, and delivery deferments as stipulated in the following:

Cancellation Policy:

All Tuohy Furniture products are made to order. Prior approval is required to cancel any order. A cancellation fee of 20-100% will be applied based on the order status. Cancellation of special orders will incur an engineering labor fee plus the 20-100% fee based on manufacturing.

Change Order Policy:

Tuohy Furniture will make every attempt to honor any reasonable change order request provided that the request is received prior to the start of production. A minimum charge of \$200 net will be applied to cover all administrative costs. There may be additional costs associated with engineering labor required to complete the change. All post-production change requests will include the \$200 net administrative fee plus any applicable engineering and restocking fees.

PACKAGING

TUOHY pricing includes packing for North American shipment. Whenever possible, TUOHY will blanket-wrap your order; otherwise, all products will be packaged. Only environmentally safe packing materials are used. Large furniture pieces will be packed with wood reinforcements for added protection. For special packaging, crating or overseas shipment, please contact our Customer Service Department.

DELIVERY

TUOHY Furniture Corporation will select the method of shipment, carrier and routing. Carrier selection is solicited to provide the best service to each customer in their particular location. When all applicable charges, surcharges and freight/handling fees are accepted, shipments will be sent prepaid, FOB Chatfield, Minnesota. TUOHY Furniture Corporation's liability ends when the carrier issues a receipt to TUOHY Furniture Corporation, which is an acknowledgement by the transportation company that the shipment has been received by the freight company in good condition. Title of the goods and risk of loss transfers to the buyer. The order shall be considered complete. Prepaid freight does not change the F.O.B. status of the product and risks involved in the shipment. We reserve the right to make partial shipments. Invoices relevant to the partial shipments are payable as they fall due.

FREIGHT

All product is shipped FOB factory, and with what in TUOHY’s judgment is the best carrier. All orders are acknowledged with an approximate ship date.

All orders under \$10,000 List are subject to a minimum order charge of \$175 net (\$150 net for **GSA**). 902 Series chairs are exempt from this charge.

Non-Seating:

All orders *not in Texas* will be charged a freight/handling fee equal to 5% of net. Orders *in Texas* are subject to terms negotiated through the regional TUOHY representative.

Seating:

Freight/handling fees are charged on a regional basis, as shown in the map below.

These fees are pre-calculated and prepaid by TUOHY and added to the invoice at the time of shipment. Should additional charges be incurred by TUOHY due to delivery issues (non-dock, re-delivery, etc.) after initial billing, the customer may be liable for those additional charges.

The title of goods changes when merchandise leaves TUOHY’s dock. Any subsequent freight damage and all freight claims are the responsibility of the purchaser or consignee to report to the carrier promptly upon receipt and the settle with the carrier.

TRANSIT DAMAGE AND CLAIMS

All merchandise is packed to comply with carrier requirements. All shipments must be carefully inspected for visible and concealed damage upon arrival.

Visible Damage: All visible damage or shortages must be noted on the carrier receipt and signed by the delivering driver. Do not sign the receipt until the visual inspection is complete at the time of delivery. Tuohy Requires images of the packaging

prior to being unpacked; the proof of delivery (POD) must be signed damaged with the appropriate crates/pallets noted; require images of the damaged product - uninstalled- and require the product to remain uninstalled until the damage has been evaluated.

Concealed Damage: All cartons must be opened and inspected prior to signing the bill of lading. Concealed damage must be reported to the delivering carrier and TUOHY Furniture within twelve(12) days. Request an immediate inspection. Hold packaging pending the inspection. Do not move merchandise from the receiving area. We require a POD signed clear, images of the packaging showing no damage and photos of the un-installed damaged product.

Caution: When a clear receipt is obtained by a carrier, the carrier is no longer responsible for damages or shortages. Damaged freight cannot be refused by the consignee (buyer). Processing claims for damages and shortages are the responsibility of the buyer. At no time can claims be deducted from our invoices.

STORAGE BY THE MANUFACTURER

No shipment can be postponed by the customer. TUOHY reserves the right to transfer products to storage. Such transfer to storage shall be deemed delivery to the customer and an invoice for the products will be issued at that time. Long-term storage (over 30 days) is subject to surcharge.

STORAGE BY THE OWNER

Due to the inherent nature of wood products, we cannot guarantee any product stored or set in place in an environment where temperature and humidity are not controlled. Temperatures

must be maintained within a range of 50-80°F (or 10-27°C); the relative humidity must be maintained between 25 and 40%. These conditions are also recommended for human health standards.

MISCELLANEOUS

All merchandise shown in our catalog is the property of TUOHY Furniture Corporation. We reserve the sole right to manufacture and distribute it.

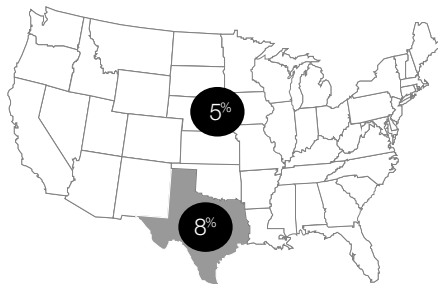
All patterns, tools, and designs developed for the production of any product will remain the property of TUOHY Furniture Corporation. All published dimensions are approximate and if the exact sizes are critical, we suggest that you request actual measurements.

Price list data supersede all other specifications, whether verbal or written, and may not be altered without the written consent of an officer of TUOHY Furniture Corporation.

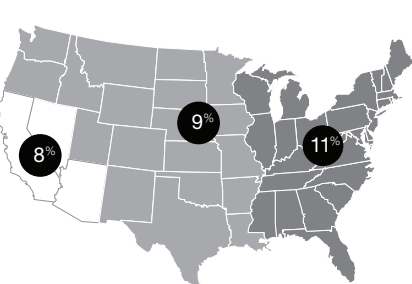
Stenographic and clerical errors on any agreement, publication, correspondence, price list, or product literature pieces are subject to correction at any time without notice.

Due to variations beyond our control, all wood and upholstery products are subject to slight variations in color, texture, and grain. Crotch-figured woods, burls, and bird’s eye figured woods have a tendency to show movement in the grain because of excessive end grain exposure and random orientation of the grain. Additional veneer backing is applied to these veneers to minimize such movement. This natural phenomena can be expected and should not be deemed defective. It will not impair the performance of the product and will not be considered as a warranty issue.

Non-Seating Freight/Handling Fees



Seating Freight/Handling Fees



Alaska, Hawaii, Canada, Mexico: **Quote required**
GSA: Reduce rates above by 2 percentage points.

Warranty

All merchandise is manufactured in accordance with our high industrial and design standards and is warranted to be free from defects of material and workmanship. This warranty covers goods under normal use and in service under conditions for which the merchandise was designed. All products must be placed in an environment consistent with that described in 'Storage by the Owner'. Our products, if maintained and cared for properly, will remain beautiful long past our warranty. Products are manufactured, shipped and installed specifically for each project and client. As such, return of products, for whatever reason, is not practicable and not permitted. Our obligation during the warranty period is limited to repair or replacement at our option. Wood surfaces must be cleaned only with water or an ammonia-based cleaner; use of other cleaning agents will void this warranty.

This warranty becomes null and void on any goods repaired or altered by any person not so authorized by TUOHY Furniture Corporation or any merchandise which has been subject to misuse, improper storage, negligence, or accident. Natural rubber products placed directly on our wood finish may cause discoloration of the finish and will void this warranty. No warranty is made when products are acquired for personal or residential purposes. We make no other warranties, either expressed or implied as to any matter whatsoever, including without limitation, the condition of the merchandise, its merchantability, or its fitness for any particular use or purpose. All claims will be processed by the Customer Service Department.

Our standard 10-year warranty covers all casegoods and conference tables manufactured by TUOHY Furniture Corporation. All seating and occasional tables carry a 5-year warranty. Limitations include:

All Other Products, Parts, and Services:

2 Years

Purchased parts including, but not limited, to electric height adjustable components and task lights (cords not included), other items may apply

1 Year

All electrical power units above and below the surface and Pneumatic gas cylinders

6 Months

All other products, parts, and services not listed above sold or furnished by TUOHY Furniture

No Warranty

No warranty for consumable products such as light bulbs and other electrical products which are not under warranty. Tuohy is not responsible for damage or breakage occurring to glass and solid surfaces after delivery.

Other Manufacturers' Products Warranty

Follows Manufacturers' Warranty

TUOHY will pass through any warranty supplied by other manufacturers to the extent possible including, but not limited to, upholstery, leather, appliances, and laminates

Residential Orders

Manufacturer's Defect Only

Residential installs have warranty from manufacturer's defect through installation. No warranty applies after the initial installation.

Color Variation of Natural Products

No Warranty

TUOHY Furniture will do our best to match all products ordered after initial install. When using natural products Tuohy cannot guarantee color or character of natural products.

THIS LIMITED WARRANTY ALSO DOES NOT COVER ANY DEFECTS DUE TO NORMAL WEAR AND TEAR, DAMAGE DUE TO MISUSE, ALTERATION TO THE PRODUCT, NEGLIGENCE, OR FOR ANY FAILURE OF THE PRODUCTS THAT RESULTS FROM EXTERNAL CAUSES SUCH AS: ACTS OF NATURE, PHYSICAL DAMAGE, EXPOSURE TO ADVERSE OR HAZARDOUS CHEMICAL OR OTHER SUBSTANCES, USE OF REACTIVE CLEANING AGENTS AND/OR HARSH CHEMICALS TO CLEAN THE PRODUCTS, ENVIRONMENTAL CONDITIONS, VANDALISM, FIRE, POWER FAILURE, IMPROPER POWER SUPPLY, EXTREME HUMIDITY LEVELS (HUMIDITY LEVELS SHOULD REMAIN BETWEEN 25% AND 55%), IMPROPER USE, INSTALLATION, HANDLING, ALTERATION, STORAGE, THE FAILURE TO ABIDE BY ANY PRODUCT CLASSIFICATIONS OR CERTIFICATIONS, OR FAILURE TO COMPLY WITH ANY APPLICABLE STANDARDS, CODES, RECOMMENDATIONS, PRODUCT SPECIFICATION SHEETS OR INSTRUCTION SHEETS, FAILURES OR PERFORMANCE ISSUES ARISING FROM USE OF THE PRODUCTS WITH THIRD PARTY PRODUCTS, PROCESSES, OR MATERIALS SUPPLIED BY ANY END USER OR THIRD PARTY.

Warranty is subject to change without notice

UPHOLSTERY

Fabric and leather upholsteries are graded into all pricing for seating products. Customers may choose from TUOHY Upholstery Lines, Partnership Programs, and, Customer’s Own Material (COM) or Customer’s Own Leather (COL).

TUOHY Standard Upholstery Lines: Use the following pricing grades for standard upholstery offerings:

Leather:	Lena	L1
Faux-Leather:	Silex	F3

Upholstery Partnership Programs: TUOHY has partnership programs with DesignTex, KnollTextiles, and Maharam such that their approved upholstery products are graded into TUOHY’s pricing. Please refer to the Upholstery Partnerships PDF online (click on the image below) for evaluation and grading. Additional partner programs will be announced as they become available.



COM/COL: TUOHY accepts COM fabrics and COL leathers for consideration on its products. To verify suitability of your selection, inquire with Customer Service for information from our Fabric Analysis Program. Upholsteries not listed in this program must be submitted for approval prior to acceptance of an order; submit a 12 x 12 sample prior to entering your order. Your purchase order must include an upholstery specification that has been approved by TUOHY.

All COM/COL requirements are based on whole pieces of material; split shipments are not allowed. We are not responsible for COM/COL upholstery wear, defects, or its appropriateness.

COL leather requirements are listed in square feet and based on hides that are 40 square feet or larger. For hides below 40 square feet add 15% to the footage requirements; for calf hides below 30 square feet add 30% to the footage requirements.

Our pricing includes labor for applying upholstery and is based on applying only one type of color way per item of furniture, with no specific relationship between the pattern or weave of the upholstery material and the configuration of the item of furniture.

A surcharge not to exceed 15% of the COM price will be added when vinyl is used and/or multiple upholsteries or colorways are applied to the same product. These circumstances may create the need for additional yardage; contact Customer Service for details prior to ordering.

If additional labor is required because of unique characteristics of the fabric, a special quote will be required.

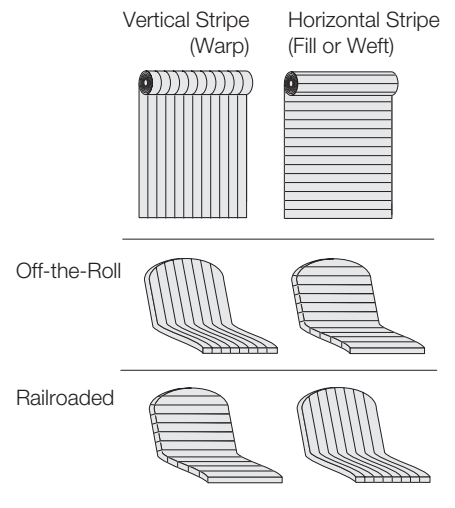
Fabric/vinyl yardage requirements and leather square footage requirements are shown throughout this price list. Fabric and vinyl requirements are based on upholstering one unit, using a single, continuous 54-in wide material, off-the-roll, with minimal (under 2-in) repeat in any direction. Inquire about lower per-unit yardage requirements on orders of more than one unit.

Verify whether individual product listings in this price schedule call for greater allowances for this additional yardage.

Patterned fabrics and vinyls may be railroaded on request but are subject to a surcharge and/or additional yardage requirements.

Seams will be required when the product application width is greater than the usable roll width, whether off-the-roll or railroaded.

Table 1: Pattern Direction



Fire Rating: All upholstered pieces pass Cal-117. For Cal-133 or Boston Fire, contact Customer Service at (507) 867-4280.

UPHOLSTERY (cont.)

Additional yardage may be required if roll width is less than 54 inches or a pattern requires matching due to repeat. The chart at right will be helpful as a general guide. Please confirm with our Customer Service Department on specifics regarding selections for your project. Changes in yardage requirement will affect upholstery grading in TUOHY Upholstery Partnership Programs.

Note that repeat is the sum of horizontal and vertical repeats; headings are listed in inches:

Yardage and Grade Adjustments

Roll Width	HORIZONTAL + VERTICAL PATTERN REPEAT							
	<2	2-10	11-20	21-25	26-30	31-35	36-40	41-45
54	0%	10%	15%	20%	25%	30%	35%	40%
51-53	15%	20%	25%	30%	35%	40%	45%	50%
48-50	30%	35%	40%	45%	50%	55%	60%	65%
45-47	45%	50%	55%	60%	65%	70%	75%	80%
36-44	60%	65%	70%	75%	80%	85%	90%	95%

Quoted delivery dates run from the date on which we receive your material. Excess fabric will not be returned or stored unless specifically requested in writing with your order; freight to be collect.

Ship-To Addresses

The destination for COM/COL materials and memo sample submissions varies by product line. Please consult individual product listings and look for these graphical keys for identifying the correct address.

Please provide tagging information as needed for your project.



COM/COL Materials:
 TUOHY Furniture Corporation
 Upholstery Receiving Dept
 13715 S Western Ave
 Gardena, CA 90247-2515

All seating except 902, Bau, Draped, Pleat and Melvin

Memo Samples:
 TUOHY Furniture Corporation
 Memo Receiving Dept
 1224 W 132nd St
 Gardena, CA 90247-1506



COM/COL Materials & Memo Samples:
 TUOHY Furniture Corporation
 P1 Upholstery Receiving
 42 Saint Albans Place
 Chatfield, MN 55923-1457

902 and Bau
 All casegood fabric panels & bench pads
 All conference table top inserts



COM/COL Materials & Memo Samples:
 TUOHY/Realfarm Technologies
 5-1870 Albion Road
 Toronto ON, Canada M9W 5T2

Draped, Pleat, and Melvin

WOOD SPECIES & FINISHES

Standard pricing in this book regards all Wood1 Species, Cuts, and Colors and all Wood1 Solid Colors.

Finishes shown below are standard offerings from TUOHY. Custom colors and stains-to-match are subject to an upcharge per order of 5% net or \$400 net, whichever is greater. High fill finishes and some custom colors or special treatments may require a project quote; please inquire with Customer Service.

Verify the lead time on all non-standard finishes; quoted lead times commence upon receipt of an approved finish sample.

Wood Solid Colors

Wood1	
Satin White	PT17
Matte Ebony	PT07
Wood3	
	+14%
High Gloss White	PTG1
High Gloss Black	PTG2

Solid Color finishes have MDF cores and are suitable for all surfaces except table tops and work surfaces. High Gloss Solid Color finishes have a smooth but non-polished, high luster presentation.

Wood Species, Cuts, and Colors

Wood1	Satin Open (Std)	Species	Cut	Solid Edge Available?
Light Anigre	AN89	Anigre	Quartered-Plain	Yes
Blanco Ash	AS22	Ash	Plain-sliced	Yes
Light Cherry	CH45	Cherry	Plain-sliced	Yes
Light Maple	MP57	Maple	Plain-sliced	Yes
White Maple	MP61	Maple	Plain-sliced	Yes
Sand Oak	SOX6	Oak	Reconstituted	No
Striped Sand	SSX2	Oak	Reconstituted	No
American Walnut	WL16	Walnut	Reconstituted	No
Australian Walnut	WL20	Walnut	Reconstituted	No
Scandia Walnut	WL35	Walnut	Plain-sliced	Yes
Sumatra Walnut	WL79	Walnut	Plain-sliced	Yes
Rift White Oak	WO21	White Oak	Rift	Yes
Ebony Oak	WO4	White Oak	Plain-sliced	Yes

Wood2	Satin Open +7%	Species	Cut	Solid Edge Available?
Whitened Oak	BS28	Oak	Reconstituted	No
Mateo Gray	BS30	Oak	Reconstituted	No
Medium Cherry	CH49	Cherry	Plain-sliced	Yes
Dark Cherry	CH53	Cherry	Plain-sliced	Yes
Flamed Black	FB14	Oak	Reconstituted	No
Flamed Gray	FG11	Oak	Reconstituted	No
Flamed Sand	FS10	Oak	Reconstituted	No
Flamed White	FWX9	Oak	Reconstituted	No
Medium Mahogany	MH95	Mahogany	Plain-sliced	Yes
Dark Mahogany	MH97	Mahogany	Plain-sliced	Yes
Medium Sapele	SP73	Sapele	Ribbon	Yes
Capella Walnut	WL25	Walnut	Plain-sliced	Yes
Onyx Walnut	WL31	Walnut	Plain-sliced	Yes
Catalan Walnut	WL33	Walnut	Plain-sliced	Yes
Wenge	WN13	Wenge	Reconstituted	No
Tangiers Oak	WO38	White Oak	Rift	Yes

Solid wood finger pulls are available on all wood finishes.

WOOD FINISH MAINTENANCE

For daily cleaning, TUOHY recommends using only warm water or a reputable, ammonia-fortified glass cleaner. Lightly apply the water or glass cleaner directly to the finish surface and wipe clean with a cotton or non-abrasive cloth, wiping in the direction of the wood grain. Polishes, waxes, and top oils are not recommended because they tend to build-up on the surface and distort the naturally clear, bright appearance of the TUOHY finish!

METALS, GLASS, STONE & HPL

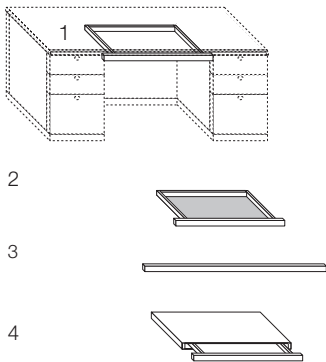
The materials and finishes shown below are standard selections from TUOHY. Please inquire about use of customer's own materials not shown here.+++

Other Species on a Project Basis

<i>Amboyna Burl</i>	<i>Ebony FC</i>	<i>Makore</i>	<i>Notra Crotch</i>	<i>Sucupira</i>
<i>Anigre Figured</i>	<i>English Sycamore</i>	<i>Maple FC Curly</i>	<i>Oak Cluster</i>	<i>Sycamore QC</i>
<i>Anigre Figured Block Mottle</i>	<i>Eucalyptus QC Figured</i>	<i>Maple Cluster</i>	<i>Pearwood</i>	<i>Thuya Burl</i>
<i>Anigre Non-Figured</i>	<i>Eucalyptus FC Non-Fig.</i>	<i>Maple QC Quilted</i>	<i>Planetree</i>	<i>Tigerwood</i>
<i>Avodire QC Figured</i>	<i>Hickory</i>	<i>Moabi Pommele</i>	<i>Redwood</i>	<i>Walnut QC Figured</i>
<i>Beech</i>	<i>Imbuya Burl</i>	<i>Movingue QC Figured</i>	<i>Santos Rosewood FC</i>	<i>Walnut QC Non-Fig.</i>
<i>Birch</i>	<i>Lacewood</i>	<i>Mozambique QC Fig.</i>	<i>Santos Rosewood QC</i>	<i>Wenge QC</i>
<i>Bubinga Pommele</i>	<i>Madrone Burl</i>	<i>Mozambique QC</i>	<i>Sapele Pommele</i>	<i>Zebrawood</i>
<i>Cerejiera Crotch</i>	<i>Makore QC Figured Block Mottle</i>	<i>Mozambique</i>	<i>Sapele QC</i>	
<i>Ebony QC</i>		<i>Myrtle Cluster</i>	<i>Satinwood QC Fig.</i>	<i>...and more.</i>

Metal	Brushed Nickel	MBN
	Brushed Stainless Steel	MBSS
	Polished Aluminum	MPA
	Polished Chrome	MPC
	Resin Black	MRB
	Resin Black Matte	MRBM
	Resin Bronze	MRBZ
	Resin Brushed Aluminum	MRBA
	Resin Brushed Aluminum with Steel Tint	MRBAS
	Resin Brushed Steel	MRBS
	Resin Satin Aluminum	MRSA
	Resin Thunder Gray	MRTG
	Resin White	MRW
	Glass	Low Iron Glass, (non-tinted)
Low Iron Glass, Back-Painted Black 0.25th		S.BLK
Low Iron Glass, Back-Painted White 0.25th		S.BWT
Low Iron Glass, Acid-Etched BP-Black 0.25th		GAB
Low Iron Glass, Acid-Etched BP-White 0.25th		GAW
Ocuwrite White 0.25th		O.BWT
Ocuwrite Castlegate Gray (Laminated) 0.25th		O.LCG
Ocuwrite Cool White (Laminated) 0.25th		O.LCW
Ocuwrite Stone Harbor (Laminated) 0.25th		O.LSH
Acrylic Solid Surface	Avonite® 8256 Polaris, Matte	Matte White
	Avonite® 8256 Polaris, Polished	Polished White
Quartz	Cambria®	All std colors; excl. Matte™ & Luxury Design Series
Natural Stone	Carrara Marble	Carrara
HP Laminate	Formica® 949 White	949 White

DRAWERS FOR LAP AREA



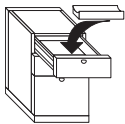
	Product No.	List \$
Lap Drawer (1)	70MKA00	660
Lap Drawer with Liner (2)	70MKA01	784
Fascia-6 feet/Field Cut (3)	70PCF00	280
Lap Drawer, Encased (4)	70MKA02	977

All desks are available with optional pencil lap drawers. TUOHY will automatically size your lap drawer to the kneehole space available, ensuring complete, side-to-side fit of the drawer face. All inner lap drawer parts are solid birch with birch plywood bottoms; all include a birch pencil tray. Exterior wood parts will match the desk unit (see Option below for Atheneum).

Option
For Atheneum Frieze Detailing, change 70 prefix to 69, add \$89

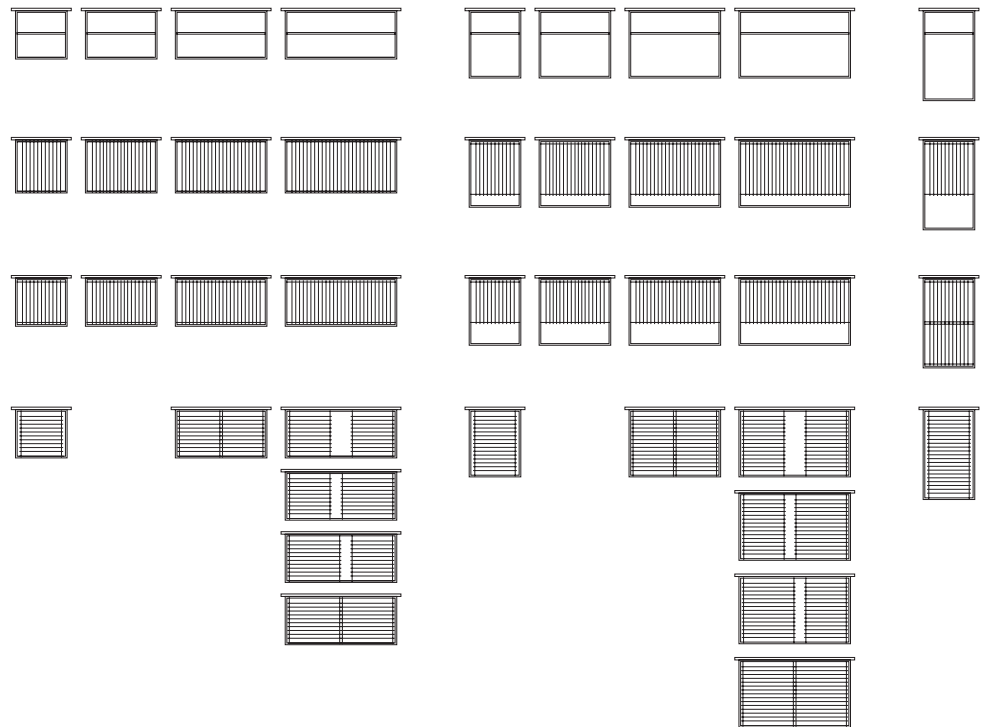


DRAWER PENCIL TRAY

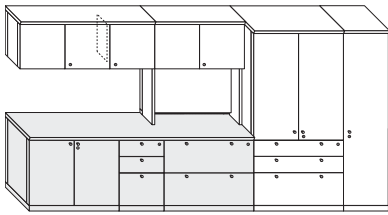


	Product No.	List \$
Pencil Tray	70MAA00	121

Solid birch pencil trays are intended for use in any box drawer of an 18 inch wide pedestal. (Atheneum users: Use this option in a user's pedestal when employing a Pull-Out Shelf on the visitor's side).



LOCKS



	Specify	List \$
Door/Cabinet Lock	Option LD	162
Drawer Gang Lock	Option LG	224

Locks are included on all private office modular pedestals, desks, runoffs and freestanding credenzas and optional on all towers, hutches, and wall hutches.

Locks are optional on all conference room casegoods.

All locks are face-mounted and are available with removable lock cores.

Lock color will be compatible with the pull hardware selection you make.

One door lock is required per cabinet area; hence, double cabinets require only one lock.

Gang locks are provided for all drawers within a pedestal.

Pencil drawers and pull-out shelves do not lock.

<<The illustration indicates placement of optional locks for towers, hutches, and

TUOHY is one of only a few high-end manufacturers to have been certified and not use UV-cured finishes. The TUOHY finish enables its products to have a clear, natural look while remaining repairable many years later, apart from its production facilities.

For FSC® certification (FSC-C017472), please request FSC material, add 3%.

For Indoor Air Advantage product, please request Indoor Air Advantage material, add 4%.

Casegoods

Introduction

Terms & Options

Power-Data

Casegoods

Andavi

Atheneum

Coda

Danza

Geneva

Uffizi

Reception

Arrive

Prima

Uffizi

Conference

Carina

Duende

Faraday

Geneva

Karo

Meich

Oblique

Rhoi

Ryvit

Tryg

Univers

Advantage

Coda-Vee

Coda-Wire

Coda-X

Spyda

Uffizi-Loop

Zi-AD

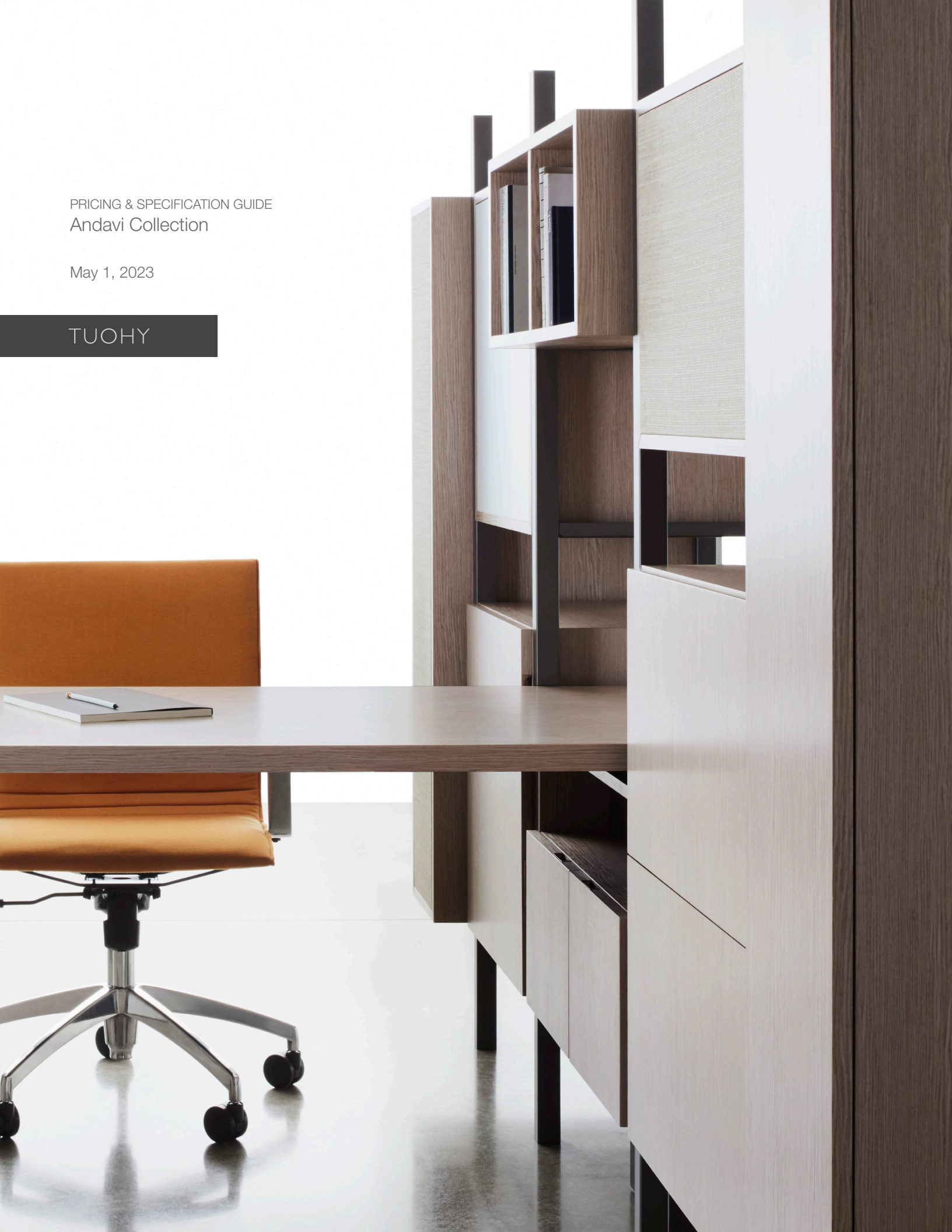
Seating

Occasional Tables

PRICING & SPECIFICATION GUIDE
Andavi Collection

May 1, 2023

TUOHY



Design: Annie Lee and David Rush

Casegoods: **Andavi**

Rules for Layout and Specification	AAN2
Drawer Layouts	AAN3
12w Sections	AAN4
18w Sections	AAN5
24w Sections	AAN6
30w Sections	AAN7



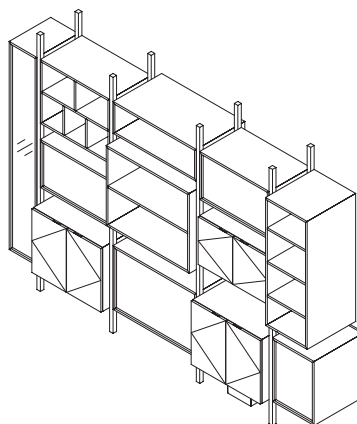
Rules for Layout and Specification:

- Specify entire unit starting with the left most section and going from top to bottom.
- Each section must contain the same width cabinets.
- Do not add the Post/Height cost for the last section, as the posts are not needed for the last section.
- Minimum gap between cabinets is 3-in
- Maximum gap between cabinets is 21-in.
- 96-in height allows 78-in of cabinet space; 69-in height allows 54-in of cabinet space.
- Storage cabinets are 9-in off the floor and 9-in below top of posts on the 96h, 9-in off the floor and 6-in below top of posts on the 69h.
- For end hanging cabinets use 12w or 18w only when facing front or back.
- Only 18w and 24w (18d only) cabinets can be used for end facing units.
- All end hanging cabinets must be taller than they are wide.
- 18d wardrobes will have a coat hook.
- 21d wardrobes will have a coat rod.
- Multiple depths can be used in the same section.
- Cabinets can be installed facing front or back.
- Overall units can be no less than 4 sections wide, and 96-in minimum width total.
- BPG is magnetic.
- All fabric is COM.
- All pricing is in Wood 1, For Wood 2 add 7%.
- Cabinets are finished all sides, mitre folded construction.
- Pulls are integrated into face; Finish is MRBAS, Metal Resin Brushed Aluminum w/ Steel Tint.
- Drawered pedestals can only be used in the lower part of a section.
- Electrical cabinets/Height Adjustable cabinets come with accessory outlets (3Duplex /1Duplex USB Charging).
- All electrical outlets are a hardwired, 2-circuit, 4-wire system.
- Do Not use two different height posts in the same run.
- Runoff can only be used with the electrical cabinet.
- Wire housings are only needed for covering the core drill not needed on every electrical cabinet.
- Specify single door cabinets/wardrobes with an [L] for left or [R] for right after Spec code for hinging.
- (M) denotes monitor-ready backs on 21d cabinets. Includes false back and wire chase; add (M) after spec code to designate cabinet.

How to Order Sections:

Specify the Post Prefix Code, code for Module, code for Center or Back material, and, if desired, code for Light. The price is the sum of the component prices for each. Example from listings on page AAN4:

Product number AND1296-ACXC-AGYF;
List Price is $851 + (2225 + 0) + (2927 + 219) = \6222 .



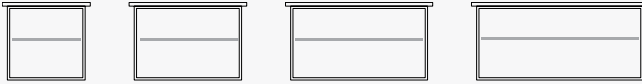
Drawer Layouts: Plan View

Slides: Under-Mount

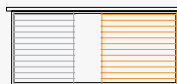
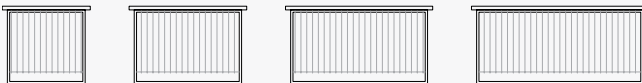
Pedestal Units 18d
Drawers 15d

18w 24w 30w 36w

Box Drawer w Divider


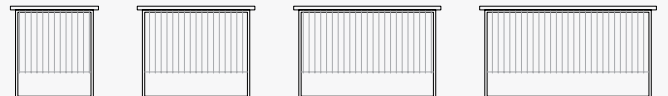
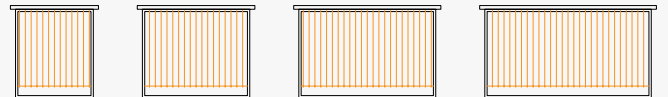
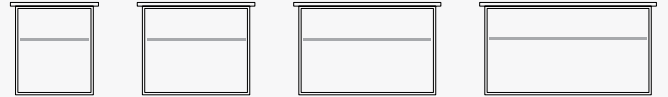


Lateral Filing



Pedestal Units 21d
Drawers 18d

18w 24w 30w 36w



A fine point for a quality casegood product is the inner drawer construction. Each TUOHY casegood offers you uncompromised excellence in this area as well. Drawer boxes are constructed with dovetail joinery for maximum durability. The drawer face is mounted separately to this box (i.e., five-sided construction) to maintain integrity.

Drawer bottoms are dadoed on all four sides. Slides for box drawers are rated at 100 pounds static load capacity; slides for file drawers are rated at a heavy duty 150 static load capacity. All slides are concealed, full extension and soft-close.

Box drawers have a removable divider. All file drawers have file frames for filing laterally or front-to-back, as depicted above. For Drawers for Lap Area, Drawer Pencil Tray, and Locks: See the Introduction/Terms-Options section of the Master Price List, page 12.

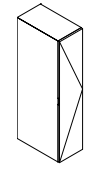
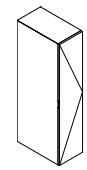
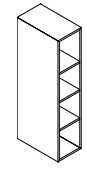
• Denotes item is illustrated.

— Legal Filing
— Letter Filing

12w Sections

Post/Height	Prefix Code	List \$
69	AND1269	540
96	AND1296	671

Module/Height	18d	List \$	21d	List \$	Center		Back Position			Fabric (by grade—use letter code F for all)																	yds	Optional Light
					Wood1	Wood1	GlassBP	COM	F1	F2	F3	F4	F5	F6	F7	F8	F9	F10	F11	F12	F13	F14	F15	F16	F17			
					C	W	G	F																				
Open Shelving																												
12	AAX	1546	AAY	1592	+0	+0	+89	+44	+111	+119	+128	+138	+149	+162	+176	+192	+210	+230	+252	+277	+305	+336	+371	+411	+455	1	+473	
18	ABX	1620	ABY	1674	+0	+0	+133	+62	+129	+137	+146	+156	+167	+180	+194	+210	+228	+248	+270	+295	+323	+354	+389	+429	+473	1	+473	
24	ACX	1752	ACY	1828	+0	+0	+176	+85	+152	+160	+169	+179	+190	+203	+217	+233	+251	+271	+293	+318	+346	+377	+412	+452	+496	1	+516	
30	ADX	1835	ADY	1908	+0	+0	+223	+106	+173	+181	+190	+200	+211	+224	+238	+254	+272	+292	+314	+339	+367	+398	+433	+473	+517	1	+516	
36	AEX	1968	AEY	2069	+0	+0	+266	+128	+262	+278	+296	+316	+338	+364	+392	+424	+460	+500	+544	+594	+650	+712	+782	+862	+950	2	+560	
42	AFX	2043	AFY	2152	+0	+0	+310	+148	+282	+298	+316	+336	+358	+384	+412	+444	+480	+520	+564	+614	+670	+732	+802	+882	+970	2	+560	
48	AGX	2175	AGY	2305	+0	+0	+356	+173	+307	+323	+341	+361	+383	+409	+437	+469	+505	+545	+589	+639	+695	+757	+827	+907	+995	2	+603	
• 54	AHX	2424	AHY	2560	+0	+0	+399	+191	+325	+341	+359	+379	+401	+427	+455	+487	+523	+563	+607	+657	+713	+775	+845	+925	+1013	2	+603	
60	AJX	2556	AJY	2712	+0	+0	+443	+216	+350	+366	+384	+404	+426	+452	+480	+512	+548	+588	+632	+682	+738	+800	+870	+950	+1038	2	+646	
78	AMX	2779	AMY	2967	+0	+0	+575	+278	+479	+503	+530	+560	+593	+632	+674	+722	+776	+836	+902	+977	+1061	+1154	+1259	+1379	+1511	3	+646	
Cabinet Shelving																												
18	EBX	1791	EBY	1845	+0	+0	+133	+62	+129	+137	+146	+156	+167	+180	+194	+210	+228	+248	+270	+295	+323	+354	+389	+429	+473	1	—	
24	ECX	1943	ECY	2018	+0	+0	+176	+85	+152	+160	+169	+179	+190	+203	+217	+233	+251	+271	+293	+318	+346	+377	+412	+452	+496	1	—	
30	EDX	2053	EDY	2119	+0	+0	+223	+106	+173	+181	+190	+200	+211	+224	+238	+254	+272	+292	+314	+339	+367	+398	+433	+473	+517	1	—	
36	EEX	2205	EEY	2306	+0	+0	+266	+128	+262	+278	+296	+316	+338	+364	+392	+424	+460	+500	+544	+594	+650	+712	+782	+862	+950	2	—	
42	EFX	2300	EFY	2409	+0	+0	+310	+148	+282	+298	+316	+336	+358	+384	+412	+444	+480	+520	+564	+614	+670	+732	+802	+882	+970	2	—	
48	EGX	2460	EGY	2590	+0	+0	+356	+173	+307	+323	+341	+361	+383	+409	+437	+469	+505	+545	+589	+639	+695	+757	+827	+907	+995	2	—	
• 54	EHX	2548	EHY	2683	+0	+0	+399	+191	+325	+341	+359	+379	+401	+427	+455	+487	+523	+563	+607	+657	+713	+775	+845	+925	+1013	2	—	
60	EJX	2699	EJY	2855	+0	+0	+443	+216	+350	+366	+384	+404	+426	+452	+480	+512	+548	+588	+632	+682	+738	+800	+870	+950	+1038	2	—	
78	EMX	2990	EMY	3176	+0	+0	+575	+278	+479	+503	+530	+560	+593	+632	+674	+722	+776	+836	+902	+977	+1061	+1154	+1259	+1379	+1511	3	—	
Wardrobe																												
• 54	—	—	FHY	2456	—	+0	+399	+191	+325	+341	+359	+379	+401	+427	+455	+487	+523	+563	+607	+657	+713	+775	+845	+925	+1013	2	—	
60	—	—	FJY	2609	—	+0	+443	+216	+350	+366	+384	+404	+426	+452	+480	+512	+548	+588	+632	+682	+738	+800	+870	+950	+1038	2	—	
78	—	—	FMY	2940	—	+0	+575	+278	+479	+503	+530	+560	+593	+632	+674	+722	+776	+836	+902	+977	+1061	+1154	+1259	+1379	+1511	3	—	



+ Options:
 Standard Post metal finish is MRTG Resin Thunder Gray. For Resin Satin Aluminum, specify MRSA;
 for Resin Black, specify MRB; for Resin White, specify MRW.
 Specify Back-Painted Glass (GlassBP) color: S.BLK Black or S.BWT White; custom colors on a project basis.
 For Locks, specify LD for door locks, add \$162.
 Specify single door cabinets/wardrobes with an [L] for left or [R] for right after Spec code for hinging.

See Rules for Layout and Specification on page AAN3.

> How to Order Sections:
 Specify the Post Prefix Code, code for Module, code for Center or Back material, and, if desired, code for Light.
 The price is the sum of the component prices for each. Example: Product number AND1296-ACXC-AGYF;
 List Price is 671 + (1752+0) + (2305+173) = \$4901

• Denotes item is illustrated.

Shipping address for COM materials and memo samples:
 TUOHY Furniture Corporation, P1 Upholstery Receiving, 42 Saint Albans Place, Chatfield, MN 55923
 Please provide tagging information as needed for your project.



18w Sections

Post/Height	Prefix Code	List \$
69	AND1869	590
96	AND1896	661

Module/Height	18d	List \$	21d	List \$	Center Wood1	Back Position		Fabric (by grade—use letter code F for all)																	yds	Optional Light	
						Wood1	GlassBP	COM	F1	F2	F3	F4	F5	F6	F7	F8	F9	F10	F11	F12	F13	F14	F15	F16			F17
						C	W	G	F																		
Open Shelving																											
12	AAX	1702	AAY	1757	+0	+0	+89	+62	+129	+137	+146	+156	+167	+180	+194	+210	+228	+248	+270	+295	+323	+354	+389	+429	+473	1	+493
18	ABX	1788	ABY	1853	+0	+0	+133	+98	+165	+173	+182	+192	+203	+216	+230	+246	+264	+284	+306	+331	+359	+390	+425	+465	+509	1	+493
24	ACX	1964	ACY	2054	+0	+0	+176	+128	+195	+203	+212	+222	+233	+246	+260	+276	+294	+314	+336	+361	+389	+420	+455	+495	+539	1	+555
30	ADX	2063	ADY	2153	+0	+0	+223	+161	+228	+236	+245	+255	+266	+279	+293	+309	+327	+347	+369	+394	+422	+453	+488	+528	+572	1	+555
36	AEX	2239	AEY	2363	+0	+0	+266	+191	+325	+341	+359	+379	+401	+427	+455	+487	+523	+563	+607	+657	+713	+775	+845	+925	+1013	2	+617
42	AFX	2325	AFY	2456	+0	+0	+310	+223	+357	+373	+391	+411	+433	+459	+487	+519	+555	+595	+639	+689	+745	+807	+877	+957	+1045	2	+617
48	AGX	2502	AGY	2657	+0	+0	+356	+257	+391	+407	+425	+445	+467	+493	+521	+553	+589	+629	+673	+723	+779	+841	+911	+991	+1079	2	+681
• 54	AHX	2774	AHY	2939	+0	+0	+399	+289	+423	+439	+457	+477	+499	+525	+553	+585	+621	+661	+705	+755	+811	+873	+943	+1023	+1111	2	+681
60	AJX	2951	AJY	3140	+0	+0	+443	+320	+454	+470	+488	+508	+530	+556	+584	+616	+652	+692	+736	+786	+842	+904	+974	+1054	+1142	2	+743
78	AMX	3210	AMY	3432	+0	+0	+575	+419	+620	+644	+671	+701	+734	+773	+815	+863	+917	+977	+1043	+1118	+1202	+1295	+1400	+1520	+1652	3	+743
Open Cubbies																											
12	BAX	1743	BAY	1832	+0	+0	+89	+62	+129	+137	+146	+156	+167	+180	+194	+210	+228	+248	+270	+295	+323	+354	+389	+429	+473	1	+665
18	BBX	1849	BBY	1959	+0	+0	+133	+98	+165	+173	+182	+192	+203	+216	+230	+246	+264	+284	+306	+331	+359	+390	+425	+465	+509	1	+665
24	BCX	2047	BCY	2194	+0	+0	+176	+128	+195	+203	+212	+222	+233	+246	+260	+276	+294	+314	+336	+361	+389	+420	+455	+495	+539	1	+665
30	BDX	2167	BDY	2325	+0	+0	+223	+161	+228	+236	+245	+255	+266	+279	+293	+309	+327	+347	+369	+394	+422	+453	+488	+528	+572	1	+665
• 36	BEX	2379	BEY	2589	+0	+0	+266	+191	+325	+341	+359	+379	+401	+427	+455	+487	+523	+563	+607	+657	+713	+775	+845	+925	+1013	2	+665
42	BFX	2486	BFY	2714	+0	+0	+310	+223	+357	+373	+391	+411	+433	+459	+487	+519	+555	+595	+639	+689	+745	+807	+877	+957	+1045	2	+665
48	BGX	2682	BGY	2949	+0	+0	+356	+257	+391	+407	+425	+445	+467	+493	+521	+553	+589	+629	+673	+723	+779	+841	+911	+991	+1079	2	+665
Cabinet Shelving																											
24	EAX	2200	EAY	2289	+0	+0	+266	+128	+195	+203	+212	+222	+233	+246	+260	+276	+294	+314	+336	+361	+389	+420	+455	+495	+539	1	—
30	EBX	2331	EBY	2422	+0	+0	+333	+161	+228	+236	+245	+255	+266	+279	+293	+309	+327	+347	+369	+394	+422	+453	+488	+528	+572	1	—
36	ECX	2447	ECY	2553	+0	+0	+399	+191	+325	+341	+359	+379	+401	+427	+455	+487	+523	+563	+607	+657	+713	+775	+845	+925	+1013	2	—
42	EDX	2562	EDY	2677	+0	+0	+466	+223	+357	+373	+391	+411	+433	+459	+487	+519	+555	+595	+639	+689	+745	+807	+877	+957	+1045	2	—
48	EEX	2677	EEY	2799	+0	+0	+532	+257	+391	+407	+425	+445	+467	+493	+521	+553	+589	+629	+673	+723	+779	+841	+911	+991	+1079	2	—
54	EFX	2792	EFY	2922	+0	+0	+599	+289	+423	+439	+457	+477	+499	+525	+553	+585	+621	+661	+705	+755	+811	+873	+943	+1023	+1111	2	—
60	EJX	2908	EJY	3045	+0	+0	+665	+320	+454	+470	+488	+508	+530	+556	+584	+616	+652	+692	+736	+786	+842	+904	+974	+1054	+1142	2	—
• 78	EMX	3253	EMY	3422	+0	+0	+865	+419	+620	+644	+671	+701	+734	+773	+815	+863	+917	+977	+1043	+1118	+1202	+1295	+1400	+1520	+1652	3	—
Wardrobe																											
54	FHX	2882	FHY	2996	—	+0	+599	+289	+423	+439	+457	+477	+499	+525	+553	+585	+621	+661	+705	+755	+811	+873	+943	+1023	+1111	2	—
60	FJX	3087	FJY	3239	—	+0	+665	+320	+454	+470	+488	+508	+530	+556	+584	+616	+652	+692	+736	+786	+842	+904	+974	+1054	+1142	2	—
• 78	FMX	3440	FMY	3626	—	+0	+865	+419	+620	+644	+671	+701	+734	+773	+815	+863	+917	+977	+1043	+1118	+1202	+1295	+1400	+1520	+1652	3	—
Wardrobe/Shelving																											
• 54	—	—	SHY	3662	—	+0	+599	+289	+423	+439	+457	+477	+499	+525	+553	+585	+621	+661	+705	+755	+811	+873	+943	+1023	+1111	2	—
60	—	—	SJY	4061	—	+0	+665	+320	+454	+470	+488	+508	+530	+556	+584	+616	+652	+692	+736	+786	+842	+904	+974	+1054	+1142	2	—
78	—	—	SMY	4558	—	+0	+865	+419	+620	+644	+671	+701	+734	+773	+815	+863	+917	+977	+1043	+1118	+1202	+1295	+1400	+1520	+1652	3	—
Bi-Directional Wardrobe																											
• 54	—	—	GHY	3617	—	+0	+599	+289	+423	+439	+457	+477	+499	+525	+553	+585	+621	+661	+705	+755	+811	+873	+943	+1023	+1111	2	—
60	—	—	GJY	4007	—	+0	+665	+320	+454	+470	+488	+508	+530	+556	+584	+616	+652	+692	+736	+786	+842	+904	+974	+1054	+1142	2	—
78	—	—	GMY	4488	—	+0	+865	+419	+620	+644	+671	+701	+734	+773	+815	+863	+917	+977	+1043	+1118	+1202	+1295	+1400	+1520	+1652	3	—
Pedestals																											
24 (Box/File)	HCX	2474	HCY	2597	—	+0	+266	+128	+195	+203	+212	+222	+233	+246	+260	+276	+294	+314	+336	+361	+389	+420	+455	+495	+539	1	—
30 (Box/Box/File)	HDX	2777	HDY	2908	—	+0	+333	+161	+228	+236	+245	+255	+266	+279	+293	+309	+327	+347	+369	+394	+422	+453	+488	+528	+572	1	—
• 30 (File/File)	HRX	2639	HRY	2802	—	+0	+333	+161	+228	+236	+245	+255	+266	+279	+293	+309	+327	+347	+369	+394	+422	+453	+488	+528	+572	1	—

+ Options:
 Standard Post metal finish is MRTG Resin Thunder Gray. For Resin Satin Aluminum, specify MRSA;
 for Resin Black, specify MRB; for Resin White, specify MRW. Specify Back-Painted Glass (GlassBP) color: S.BLK Black or S.BWT White; custom colors on a project basis.
 For Locks, specify LD for door locks, add \$162; specify LG for drawer locks, add \$224.
 Specify single door cabinets/wardrobes with an [L] for left or [R] for right after Spec code for hinging.

See Rules for Layout and Specification on page AAN3.



24w Sections

Post/Height	Prefix Code	List \$
69	AND2469	597
96	AND2496	668

Module/Height	18d	List \$	21d	List \$	Center		Back Position																	yds	Optional Light		
					Wood1	Wood1	GlassBP	Fabric (by grade—use letter code F for all)																			
					C	W	G	COM	F1	F2	F3	F4	F5	F6	F7	F8	F9	F10	F11	F12	F13	F14	F15			F16	F17
Open Shelving																											
12—1x1	AAX	1694	AAY	1757	+0	+0	+176	+85	+152	+160	+169	+179	+190	+203	+217	+233	+251	+271	+293	+318	+346	+377	+412	+452	+496	1	+683
18—1x1	ABX	1785	ABY	1855	+0	+0	+266	+128	+195	+203	+212	+222	+233	+246	+260	+276	+294	+314	+336	+361	+389	+420	+455	+495	+539	1	+683
24—2x1	ACX	1991	ACY	2109	+0	+0	+356	+173	+240	+248	+257	+267	+278	+291	+305	+321	+339	+359	+381	+406	+434	+465	+500	+540	+584	1	+755
30—2x1	ADX	2090	ADY	2207	+0	+0	+443	+216	+283	+291	+300	+310	+321	+334	+348	+364	+382	+402	+424	+449	+477	+508	+543	+583	+627	1	+755
36—3x1	AEX	2293	AEY	2465	+0	+0	+532	+257	+391	+407	+425	+445	+467	+493	+521	+553	+589	+629	+673	+723	+779	+841	+911	+991	+1079	2	+824
42—3x1	AFX	2387	AFY	2567	+0	+0	+621	+301	+435	+451	+469	+489	+511	+537	+565	+597	+633	+673	+717	+767	+823	+885	+955	+1035	+1123	2	+824
48—4x1	AGX	2590	AGY	2816	+0	+0	+708	+344	+478	+494	+512	+532	+554	+580	+608	+640	+676	+716	+760	+810	+866	+928	+998	+1078	+1166	2	+896
• 54—4x1	AHX	2856	AHY	2914	+0	+0	+799	+383	+517	+533	+551	+571	+593	+619	+647	+679	+715	+755	+799	+849	+905	+967	+1037	+1117	+1205	2	+896
60—5x1	AJX	3065	AJY	3169	+0	+0	+887	+426	+560	+576	+594	+614	+636	+662	+690	+722	+758	+798	+842	+892	+948	+1010	+1080	+1160	+1248	2	+966
78—6x1	AMX	3338	AMY	3475	+0	+0	+1149	+555	+756	+780	+807	+837	+870	+909	+951	+999	+1053	+1113	+1179	+1254	+1338	+1431	+1536	+1656	+1788	3	+966
Open Cubbies																											
12—1x2	BAX	1752	BAY	1828	+0	+0	+176	+85	+152	+160	+169	+179	+190	+203	+217	+233	+251	+271	+293	+318	+346	+377	+412	+452	+496	1	+683
18—1x2	BBX	1871	BBY	1956	+0	+0	+266	+128	+195	+203	+212	+222	+233	+246	+260	+276	+294	+314	+336	+361	+389	+420	+455	+495	+539	1	+683
24—2x2	BCX	2106	BCY	2222	+0	+0	+356	+173	+240	+248	+257	+267	+278	+291	+305	+321	+339	+359	+381	+406	+434	+465	+500	+540	+584	1	+683
30—2x2	BDX	2234	BDY	2367	+0	+0	+443	+216	+283	+291	+300	+310	+321	+334	+348	+364	+382	+402	+424	+449	+477	+508	+543	+583	+627	1	+683
36—3x2	BEX	2479	BEY	2641	+0	+0	+532	+257	+391	+407	+425	+445	+467	+493	+521	+553	+589	+629	+673	+723	+779	+841	+911	+991	+1079	2	+683
• 42—3x2	BFX	2601	BFY	2774	+0	+0	+621	+301	+435	+451	+469	+489	+511	+537	+565	+597	+633	+673	+717	+767	+823	+885	+955	+1035	+1123	2	+683
48—4x2	BGX	2833	BGY	3036	+0	+0	+708	+344	+478	+494	+512	+532	+554	+580	+608	+640	+676	+716	+760	+810	+866	+928	+998	+1078	+1166	2	+683
Cabinet Shelving																											
30	EDX	2389	EDY	2506	+0	+0	+443	+216	+283	+291	+300	+310	+321	+334	+348	+364	+382	+402	+424	+449	+477	+508	+543	+583	+627	1	—
36	EEX	2635	EEY	2807	+0	+0	+532	+257	+391	+407	+425	+445	+467	+493	+521	+553	+589	+629	+673	+723	+779	+841	+911	+991	+1079	2	—
42	EFX	2768	EFY	2949	+0	+0	+621	+301	+435	+451	+469	+489	+511	+537	+565	+597	+633	+673	+717	+767	+823	+885	+955	+1035	+1123	2	—
48	EGX	3341	EGY	3233	+0	+0	+708	+344	+478	+494	+512	+532	+554	+580	+608	+640	+676	+716	+760	+810	+866	+928	+998	+1078	+1166	2	—
• 54	EHX	3338	EHY	3573	+0	+0	+799	+383	+517	+533	+551	+571	+593	+619	+647	+679	+715	+755	+799	+849	+905	+967	+1037	+1117	+1205	2	—
60	EJX	3593	EJY	3875	+0	+0	+887	+426	+560	+576	+594	+614	+636	+662	+690	+722	+758	+798	+842	+892	+948	+1010	+1080	+1160	+1248	2	—
78	EMX	3976	EMY	4288	+0	+0	+1149	+555	+756	+780	+807	+837	+870	+909	+951	+999	+1053	+1113	+1179	+1254	+1338	+1431	+1536	+1656	+1788	3	—
Wardrobe																											
• 54	FHX	2957	FHY	3074	—	+0	+799	+383	+517	+533	+551	+571	+593	+619	+647	+679	+715	+755	+799	+849	+905	+967	+1037	+1117	+1205	2	—
60	FJX	3316	FJY	3519	—	+0	+887	+426	+560	+576	+594	+614	+636	+662	+690	+722	+758	+798	+842	+892	+948	+1010	+1080	+1160	+1248	2	—
78	FMX	3707	FMY	3942	—	+0	+1149	+555	+756	+780	+807	+837	+870	+909	+951	+999	+1053	+1113	+1179	+1254	+1338	+1431	+1536	+1656	+1788	3	—
Wardrobe/Shelving																											
• 54	—	—	SHY	3728	—	+0	+799	+383	+517	+533	+551	+571	+593	+619	+647	+679	+715	+755	+799	+849	+905	+967	+1037	+1117	+1205	2	—
60	—	—	SJY	4056	—	+0	+887	+426	+560	+576	+594	+614	+636	+662	+690	+722	+758	+798	+842	+892	+948	+1010	+1080	+1160	+1248	2	—
78	—	—	SMY	4577	—	+0	+1149	+555	+756	+780	+807	+837	+870	+909	+951	+999	+1053	+1113	+1179	+1254	+1338	+1431	+1536	+1656	+1788	3	—
Bi-Directional Wardrobe																											
• 54	—	—	GHY	3680	—	+0	+799	+383	+517	+533	+551	+571	+593	+619	+647	+679	+715	+755	+799	+849	+905	+967	+1037	+1117	+1205	2	—
60	—	—	GJY	4164	—	+0	+887	+426	+560	+576	+594	+614	+636	+662	+690	+722	+758	+798	+842	+892	+948	+1010	+1080	+1160	+1248	2	—
78	—	—	GMY	4694	—	+0	+1149	+555	+756	+780	+807	+837	+870	+909	+951	+999	+1053	+1113	+1179	+1254	+1338	+1431	+1536	+1656	+1788	3	—
Pedestals																											
24 (Box/File)	HCX	2515	HCY	2642	—	+0	+356	+173	+240	+248	+257	+267	+278	+291	+305	+321	+339	+359	+381	+406	+434	+465	+500	+540	+584	1	—
• 30 (Box/Box/File)	HDX	2825	HDY	2958	—	+0	+443	+216	+283	+291	+300	+310	+321	+334	+348	+364	+382	+402	+424	+449	+477	+508	+543	+583	+627	1	—
30 (File/File)	HRX	2676	HRY	2850	—	+0	+443	+216	+283	+291	+300	+310	+321	+334	+348	+364	+382	+402	+424	+449	+477	+508	+543	+583	+627	1	—

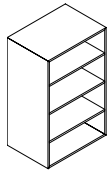
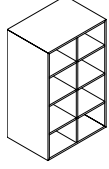
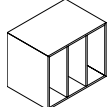
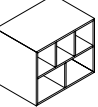
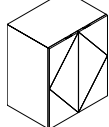
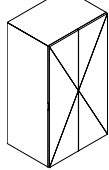
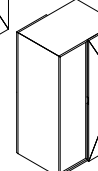
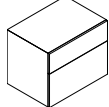
+ Options:
 Standard Post metal finish is MRTG Resin Thunder Gray. For Resin Satin Aluminum, specify MRSA; for Resin Black, specify MRB; for Resin White, specify MRW.
 Specify Back-Painted Glass (GlassBP) color: S.BLK Black or S.BWT White; custom colors on a project basis.
 For Locks, specify LD for door locks, add \$162; specify LG for drawer locks, add \$224.
 Specify single door cabinets/wardrobes with an [L] for left or [R] for right after Spec code for hinging.

See Rules for Layout and Specification on page AAN3..



30w Sections

Post/Height	Prefix Code	List \$
69	AND3069	602
96	AND3096	671

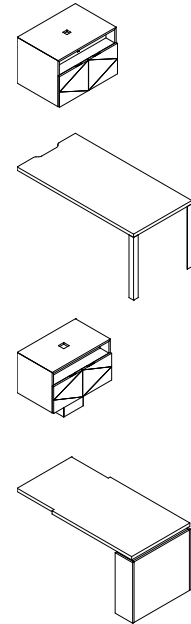
Module/Height	18d	List \$	21d	List \$	Center Wood1	Back Position		Fabric (by grade—use letter code F for all)																	yds	Optional Light	
						Wood1	GlassBP	COM	F1	F2	F3	F4	F5	F6	F7	F8	F9	F10	F11	F12	F13	F14	F15	F16			F17
						C	W	G	F																		
Open Shelving																											
	AAX	1777	AAY	1839	+0	+0	+223	+106	+173	+181	+190	+200	+211	+224	+238	+254	+272	+292	+314	+339	+367	+398	+433	+473	+517	1	+683
	ABX	1878	ABY	1949	+0	+0	+333	+161	+228	+236	+245	+255	+266	+279	+293	+309	+327	+347	+369	+394	+422	+453	+488	+528	+572	1	+683
	ACX	2120	ACY	2240	+0	+0	+443	+216	+283	+291	+300	+310	+321	+334	+348	+364	+382	+402	+424	+449	+477	+508	+543	+583	+627	1	+775
	ADX	2231	ADY	2351	+0	+0	+555	+266	+333	+341	+350	+360	+371	+384	+398	+414	+432	+452	+474	+499	+527	+558	+593	+633	+677	1	+775
	AEX	2473	AEY	2652	+0	+0	+665	+320	+454	+470	+488	+508	+530	+556	+584	+616	+652	+692	+736	+786	+842	+904	+974	+1054	+1142	2	+864
	AFX	2574	AFY	2762	+0	+0	+775	+377	+511	+527	+545	+565	+587	+613	+641	+673	+709	+749	+793	+843	+899	+961	+1031	+1111	+1199	2	+864
	AGX	2816	AGY	3056	+0	+0	+887	+426	+560	+576	+594	+614	+636	+662	+690	+722	+758	+798	+842	+892	+948	+1010	+1080	+1160	+1248	2	+954
	AHX	3096	AHY	3341	+0	+0	+997	+482	+616	+632	+650	+670	+692	+718	+746	+778	+814	+854	+898	+948	+1004	+1066	+1136	+1216	+1304	2	+954
	AJX	3338	AJY	3635	+0	+0	+1106	+536	+670	+686	+704	+724	+746	+772	+800	+832	+868	+908	+952	+1002	+1058	+1120	+1190	+1270	+1358	2	+1043
	AMX	3639	AMY	3968	+0	+0	+1439	+696	+897	+921	+948	+978	+1011	+1050	+1092	+1140	+1194	+1254	+1320	+1395	+1479	+1572	+1677	+1797	+1929	3	+1043
Open Cubbies																											
	BAX	1835	BAY	1908	+0	+0	+223	+106	+173	+181	+190	+200	+211	+224	+238	+254	+272	+292	+314	+339	+367	+398	+433	+473	+517	1	+683
	BBX	1964	BBY	2050	+0	+0	+333	+161	+228	+236	+245	+255	+266	+279	+293	+309	+327	+347	+369	+394	+422	+453	+488	+528	+572	1	+683
	BCX	2234	BCY	2374	+0	+0	+443	+216	+283	+291	+300	+310	+321	+334	+348	+364	+382	+402	+424	+449	+477	+508	+543	+583	+627	1	+683
	BDX	2374	BDY	2516	+0	+0	+555	+266	+333	+341	+350	+360	+371	+384	+398	+414	+432	+452	+474	+499	+527	+558	+593	+633	+677	1	+683
	BEX	2660	BEY	2868	+0	+0	+665	+320	+454	+470	+488	+508	+530	+556	+584	+616	+652	+692	+736	+786	+842	+904	+974	+1054	+1142	2	+683
	BFX	2789	BFY	3008	+0	+0	+775	+377	+511	+527	+545	+565	+587	+613	+641	+673	+709	+749	+793	+843	+899	+961	+1031	+1111	+1199	2	+683
	BGX	3059	BGY	3334	+0	+0	+887	+426	+560	+576	+594	+614	+636	+662	+690	+722	+758	+798	+842	+892	+948	+1010	+1080	+1160	+1248	2	+683
Open Cubbies																											
	CAX	1894	CAY	1979	+0	+0	+223	+106	+173	+181	+190	+200	+211	+224	+238	+254	+272	+292	+314	+339	+367	+398	+433	+473	+517	1	+941
	CBX	2050	CBY	2152	+0	+0	+333	+161	+228	+236	+245	+255	+266	+279	+293	+309	+327	+347	+369	+394	+422	+453	+488	+528	+572	1	+941
	CCX	2203	CCY	2319	+0	+0	+443	+216	+283	+291	+300	+310	+321	+334	+348	+364	+382	+402	+424	+449	+477	+508	+543	+583	+627	1	+941
Open Cubbies																											
	DCX	2297	DCY	2453	+0	+0	+443	+216	+283	+291	+300	+310	+321	+334	+348	+364	+382	+402	+424	+449	+477	+508	+543	+583	+627	1	+683
	DDX	2297	DDY	2453	+0	+0	+443	+216	+283	+291	+300	+310	+321	+334	+348	+364	+382	+402	+424	+449	+477	+508	+543	+583	+627	1	+941
Cabinet Shelving																											
	EBX	2340	EBY	2453	+0	+0	+333	+161	+228	+236	+245	+255	+266	+279	+293	+309	+327	+347	+369	+394	+422	+453	+488	+528	+572	1	—
	ECX	2479	ECY	2601	+0	+0	+443	+216	+283	+291	+300	+310	+321	+334	+348	+364	+382	+402	+424	+449	+477	+508	+543	+583	+627	1	—
	EDX	2636	EDY	2758	+0	+0	+555	+266	+333	+341	+350	+360	+371	+384	+398	+414	+432	+452	+474	+499	+527	+558	+593	+633	+677	1	—
	EEX	2939	EEY	3102	+0	+0	+665	+320	+454	+470	+488	+508	+530	+556	+584	+616	+652	+692	+736	+786	+842	+904	+974	+1054	+1142	2	—
	EFX	3089	EFY	3275	+0	+0	+775	+377	+511	+527	+545	+565	+587	+613	+641	+673	+709	+749	+793	+843	+899	+961	+1031	+1111	+1199	2	—
	EGX	3391	EGY	3628	+0	+0	+887	+426	+560	+576	+594	+614	+636	+662	+690	+722	+758	+798	+842	+892	+948	+1010	+1080	+1160	+1248	2	—
Wardrobe/Shelving																											
	SHX	3836	SHY	4039	—	+0	+997	+482	+616	+632	+650	+670	+692	+718	+746	+778	+814	+854	+898	+948	+1004	+1066	+1136	+1216	+1304	2	—
	SJX	4280	SJY	4541	—	+0	+1106	+536	+670	+686	+704	+724	+746	+772	+800	+832	+868	+908	+952	+1002	+1058	+1120	+1190	+1270	+1358	2	—
	SMX	4817	SMY	5125	—	+0	+1439	+696	+897	+921	+948	+978	+1011	+1050	+1092	+1140	+1194	+1254	+1320	+1395	+1479	+1572	+1677	+1797	+1929	3	—
Bi-Directional Wardrobe																											
	—	—	GHY	3935	—	+0	+997	+482	+616	+632	+650	+670	+692	+718	+746	+778	+814	+854	+898	+948	+1004	+1066	+1136	+1216	+1304	2	—
	—	—	GJY	4508	—	+0	+1106	+536	+670	+686	+704	+724	+746	+772	+800	+832	+868	+908	+952	+1002	+1058	+1120	+1190	+1270	+1358	2	—
	—	—	GMY	5091	—	+0	+1439	+696	+897	+921	+948	+978	+1011	+1050	+1092	+1140	+1194	+1254	+1320	+1395	+1479	+1572	+1677	+1797	+1929	3	—
Pedestals																											
	HCX	2681	HCY	2814	—	+0	+443	+216	+283	+291	+300	+310	+321	+334	+348	+364	+382	+402	+424	+449	+477	+508	+543	+583	+627	1	—
	HDX	3102	HDY	3163	—	+0	+555	+266	+400	+416	+434	+454	+476	+502	+530	+562	+598	+638	+682	+732	+788	+850	+920	+1000	+1088	2	—
	HRX	2967	HRY	3059	—	+0	+555	+266	+400	+416	+434	+454	+476	+502	+530	+562	+598	+638	+682	+732	+788	+850	+920	+1000	+1088	2	—

(Please continue to the next page)



30w Sections (cont.)

Module/Height	18d	List \$	21d	List \$	Center Wood1	Back Position		Fabric (by grade—use letter code F for all)																	Optional Light		
						Wood1	GlassBP	COM																			
								C	W	G	F1	F2	F3	F4	F5	F6	F7	F8	F9	F10	F11	F12	F13	F14		F15	F16
Electrical Cabinet	JVX	2761	JVY	2842	+524	+0	+333	+161	+228	+236	+245	+255	+266	+279	+293	+309	+327	+347	+369	+394	+422	+453	+488	+528	+572	1	—
Double Cabinet Wire Housing	WHS	533	WHS	533																							
Runoff																											
42w 29.5h	KFZ	1730																									
48w 29.5h	KDZ	1764																									
54w 29.5h	KHZ	1797																									
60w 29.5h	KJZ	2107																									
66w 29.5h	KKZ	2141																									
72w 29.5h	KLZ	2176																									
78w 29.5h	KMZ	2211																									
Height Adjustable Cabinet	LVX	3210	—	—	—	+0	+333	+161	+228	+236	+245	+255	+266	+279	+293	+309	+327	+347	+369	+394	+422	+453	+488	+528	+572	1	—
Double Cabinet																											
Runoff, Adjustable Height																											
60w (18+42) 29.5h	MFZ	4261																									
66w (18+48) 29.5h	MGZ	4295																									
72w (18+54) 29.5h	MHZ	4330																									
78w (18+60) 29.5h	MJZ	4365																									
84w (18+66) 29.5h	MKZ	4399																									
90w (18+72) 29.5h	MLZ	4435																									



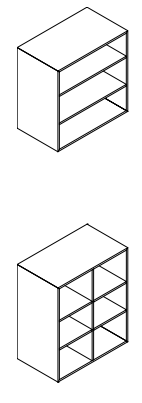
+ Options:
 Standard Post metal finish is MRTG Resin Thunder Gray. For Resin Satin Aluminum, specify MRSA; for Resin Black, specify MRB; for Resin White, specify MRW.
 Specify Back-Painted Glass (GlassBP) color: S.BLK Black or S.BWT White; custom colors on a project basis.
 For Locks, specify LD for door locks, add \$162.

See Rules for Layout and Specification on page AAN3.

36w Sections

Post/Height	Prefix Code	List \$
69	AND3669	611
96	AND3696	682

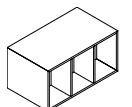
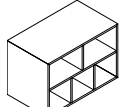
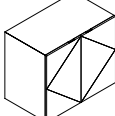
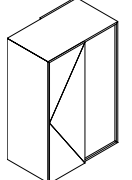
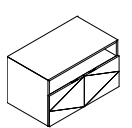
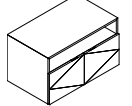
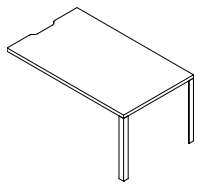
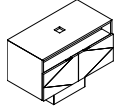
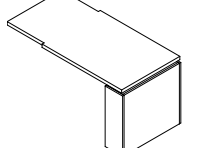
Module/Height	18d	List \$	21d	List \$	Center Wood1	Back Position		Fabric (by grade—use letter code F for all)																	Optional Light		
						Wood1	GlassBP	COM																			
								C	W	G	F1	F2	F3	F4	F5	F6	F7	F8	F9	F10	F11	F12	F13	F14		F15	F16
Open Shelving																											
12—1x1	AAX	1852	AAY	1928	+0	+0	+266	+128	+195	+203	+212	+222	+233	+246	+260	+276	+294	+314	+336	+361	+389	+420	+455	+495	+539	1	+683
18—1x1	ABX	1961	ABY	2047	+0	+0	+399	+191	+258	+266	+275	+285	+296	+309	+323	+339	+357	+377	+399	+424	+452	+483	+518	+558	+602	1	+683
24—2x1	ACX	2238	ACY	2384	+0	+0	+532	+257	+324	+332	+341	+351	+362	+375	+389	+405	+423	+443	+465	+490	+518	+549	+584	+624	+668	1	+775
30—2x1	ADX	2356	ADY	2500	+0	+0	+665	+320	+387	+395	+404	+414	+425	+438	+452	+468	+486	+506	+528	+553	+581	+612	+647	+687	+731	1	+775
36—3x1	AEX	2636	AEY	2848	+0	+0	+799	+383	+517	+533	+551	+571	+593	+619	+647	+679	+715	+755	+799	+849	+905	+967	+1037	+1117	+1205	2	+864
• 42—3x1	AFX	2746	AFY	2964	+0	+0	+930	+449	+583	+599	+617	+637	+659	+685	+713	+745	+781	+821	+865	+915	+971	+1033	+1103	+1183	+1271	2	+864
48—4x1	AGX	3028	AGY	3306	+0	+0	+1064	+511	+645	+661	+679	+699	+721	+747	+775	+807	+843	+883	+927	+977	+1033	+1095	+1165	+1245	+1333	2	+954
Open Cubbies																											
12—1x2	BAX	1908	BAY	1988	+0	+0	+266	+128	+195	+203	+212	+222	+233	+246	+260	+276	+294	+314	+336	+361	+389	+420	+455	+495	+539	1	+683
18—1x2	BBX	2047	BBY	2132	+0	+0	+399	+191	+258	+266	+275	+285	+296	+309	+323	+339	+357	+377	+399	+424	+452	+483	+518	+558	+602	1	+683
24—2x2	BCX	2351	BCY	2495	+0	+0	+532	+257	+324	+332	+341	+351	+362	+375	+389	+405	+423	+443	+465	+490	+518	+549	+584	+624	+668	1	+683
30—2x2	BDX	2500	BDY	2645	+0	+0	+665	+320	+454	+470	+488	+508	+530	+556	+584	+616	+652	+692	+736	+786	+842	+904	+974	+1054	+1142	2	+683
36—3x2	BEX	2824	BEY	3020	+0	+0	+799	+383	+517	+533	+551	+571	+593	+619	+647	+679	+715	+755	+799	+849	+905	+967	+1037	+1117	+1205	2	+683
• 42—3x2	BFX	2961	BFY	3164	+0	+0	+930	+449	+583	+599	+617	+637	+659	+685	+713	+745	+781	+821	+865	+915	+971	+1033	+1103	+1183	+1271	2	+683
48—4x2	BGX	3272	BGY	3533	+0	+0	+1064	+511	+645	+661	+679	+699	+721	+747	+775	+807	+843	+883	+927	+977	+1033	+1095	+1165	+1245	+1333	2	+683



(Please continue to the next page)



36w Sections (cont.)

Module/Height	18d	List \$	21d	List \$	Center Wood1	Back Position		Fabric (by grade—use letter code F for all)																	yds	Optional Light		
						Wood1	GlassBP	COM																				
								C	W	G	F	F1	F2	F3	F4	F5	F6	F7	F8	F9	F10	F11	F12	F13			F14	F15
 Open Cubbies 12	CAX	1968	CAY	2069	+0	+0	+266	+128	+195	+203	+212	+222	+233	+246	+260	+276	+294	+314	+336	+361	+389	+420	+455	+495	+539	1	+941	
• 18 (M)	CBX	2132	CBY	2251	+0	+0	+399	+191	+258	+266	+275	+285	+296	+309	+323	+339	+357	+377	+399	+424	+452	+483	+518	+558	+602	1	+941	
24	CCX	2293	CCY	2426	+0	+0	+532	+257	+324	+332	+341	+351	+362	+375	+389	+405	+423	+443	+465	+490	+518	+549	+584	+624	+668	1	+941	
 Open Cubbies 24—2/3	DCX	2413	DCY	2594	+0	+0	+532	+257	+324	+332	+341	+351	+362	+375	+389	+405	+423	+443	+465	+490	+518	+549	+584	+624	+668	1	+683	
24—3/2	DDX	2413	DDY	2594	+0	+0	+532	+257	+324	+332	+341	+351	+362	+375	+389	+405	+423	+443	+465	+490	+518	+549	+584	+624	+668	1	+941	
 Cabinet Shelving 18	EBX	2475	EBY	2590	+0	+0	+399	+191	+258	+266	+275	+285	+296	+309	+323	+339	+357	+377	+399	+424	+452	+483	+518	+558	+602	1	—	
24 (M)	ECX	2633	ECY	2753	+0	+0	+532	+257	+324	+332	+341	+351	+362	+375	+389	+405	+423	+443	+465	+490	+518	+549	+584	+624	+668	1	—	
• 30 (M)	EDX	2806	EDY	2927	+0	+0	+665	+320	+454	+470	+488	+508	+530	+556	+584	+616	+652	+692	+736	+786	+842	+904	+974	+1054	+1142	2	—	
36 (M)	EEX	3158	EEY	3322	+0	+0	+799	+383	+517	+533	+551	+571	+593	+619	+647	+679	+715	+755	+799	+849	+905	+967	+1037	+1117	+1205	2	—	
42	EFX	3322	EFY	3495	+0	+0	+930	+449	+583	+599	+617	+637	+659	+685	+713	+745	+781	+821	+865	+915	+971	+1033	+1103	+1183	+1271	2	—	
48	EGX	3676	EGY	3884	+0	+0	+1064	+511	+645	+661	+679	+699	+721	+747	+775	+807	+843	+883	+927	+977	+1033	+1095	+1165	+1245	+1333	2	—	
 Bi-Directional Wardrobe 54	—	—	GHY	4162	—	+0	+1197	+578	+712	+728	+746	+766	+788	+814	+842	+874	+910	+950	+994	+1044	+1100	+1162	+1232	+1312	+1400	2	—	
60	—	—	GJY	4805	—	+0	+1329	+641	+775	+791	+809	+829	+851	+877	+905	+937	+973	+1013	+1057	+1107	+1163	+1225	+1295	+1375	+1463	2	—	
78	—	—	GMY	5338	—	+0	+1729	+833	+1034	+1058	+1085	+1115	+1148	+1187	+1229	+1277	+1331	+1391	+1457	+1532	+1616	+1709	+1814	+1934	+2066	3	—	
 Pedestals 24 (Box/File)	HCX	2832	HCY	2979	—	+0	+532	+257	+324	+332	+341	+351	+362	+375	+389	+405	+423	+443	+465	+490	+518	+549	+584	+624	+668	1	—	
30 (Box/Box/File)	HDX	3202	HDY	3357	—	+0	+665	+320	+454	+470	+488	+508	+530	+556	+584	+616	+652	+692	+736	+786	+842	+904	+974	+1054	+1142	2	—	
30 (File/File)	HRX	3056	HRY	3244	—	+0	+665	+320	+454	+470	+488	+508	+530	+556	+584	+616	+652	+692	+736	+786	+842	+904	+974	+1054	+1142	2	—	
 Electrical Cabinet Double Cabinet	JVX	2813	JVY	2908	+554	+0	+333	+161	+228	+236	+245	+255	+266	+279	+293	+309	+327	+347	+369	+394	+422	+453	+488	+528	+572	1	—	
Floor Access Cover	WHS	533	WHS	533	—	—	—	—	—	—	—	—	—	—	—	—	—	—	—	—	—	—	—	—	—	—	—	
 Runoff 42w 29.5h	KFZ	1778																										
48w 29.5h	KDZ	1818																										
54w 29.5h	KHZ	1861																										
60w 29.5h	KJZ	2176																										
66w 29.5h	KKZ	2218																										
72w 29.5h	KLZ	2259																										
78w 29.5h	KMZ	2300																										
 Height Adjustable Cabinet Double Cabinet	LVX	3260	—	—	—	+0	+333	+161	+228	+236	+245	+255	+266	+279	+293	+309	+327	+347	+369	+394	+422	+453	+488	+528	+572	1	—	
 Runoff, Adjustable Height 60w (18+42) 29.5h	MFZ	4420																										
66w (18+48) 29.5h	MGZ	4461																										
72w (18+54) 29.5h	MHZ	4503																										
78w (18+60) 29.5h	MJZ	4545																										
84w (18+66) 29.5h	MKZ	4586																										
90w (18+72) 29.5h	MLZ	4628																										

+ Options:
 Standard Post metal finish is MRTG Resin Thunder Gray. For Resin Satin Aluminum, specify MRSA;
 for Resin Black, specify MRB; for Resin White, specify MRW.
 Specify Back-Painted Glass (GlassBP) color: S.BLK Black or S.BWT White; custom colors on a project basis.
 For Locks, specify LD for door locks, add \$162.

See Rules for Layout and Specification on page AAN3.



PRICING & SPECIFICATION GUIDE
Atheneum Collection

May 1, 2023

TUOHY



Casegoods: **Atheneum**

Drawer Layouts	AAT3
Desk-Tables	AAT4
Desks, Double Pedestal	AAT4
Desks, Single Pedestal	AAT6
Runoff24	AAT7
Runoff30	AAT8
Runoff36	AAT9
Bridge	AAT10
Credenzas	AAT11
Credenza Tops	AAT12
Base L/T Panels	AAT13
Modesty Panels	AAT13
Pedestals	AAT14
Hutch72	AAT15
Hutch85	AAT17
Wall Hutch	AAT19
Fabric Panels, Wall Hung	AAT20
Towers72	AAT21
Towers85	AAT22
Gallery Desks/Credenzas	AAT23
Gallery Runoffs/Bridges	AAT24

Design:
David Allan Pessa, New Studio



Drawer Layouts: Plan View

Slides: Side-Mount


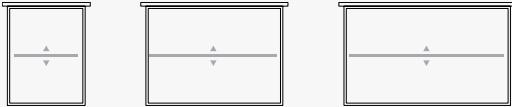
Pedestal Units 24d
Drawers 20.1d

18w 30w 36w

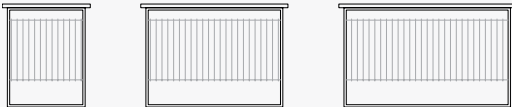
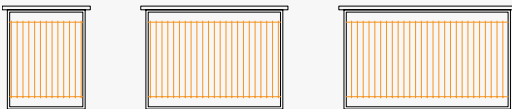
Pedestal Units 36d
Drawers 27d

18w


Box Drawer w Movable Divider



Lateral Filing



Front-to-Back Filing



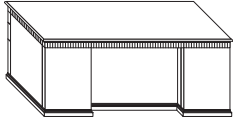
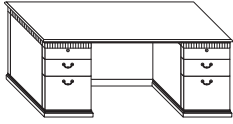
DRAWER CONSTRUCTION

A fine point for a quality casegood product is the inner drawer construction. Each TUOHY casegood offers you uncompromised excellence in this area as well. Drawer boxes are constructed with dovetail joinery for maximum durability. The drawer face is mounted separately to this box (i.e., five-sided construction) to maintain integrity.

Drawer bottoms are dadoed on all four sides. Slides for box drawers are rated at 100 pounds per drawer; slides for file drawers are rated at a heavy duty 150 pound load per drawer. All slides have progressive action.

Box drawers have a removable divider, adjustable when depicted (±). File drawers have suspension rods for filing laterally or front-to-back, as depicted. For Drawers for Lap Area, Drawer Pencil Tray, and Locks: See the Introduction/Terms-Options section of the Master Price List, page 12.

Desks, Double Pedestal

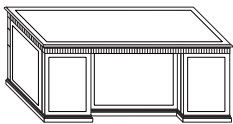



2BF-2BF -	w	d	29.9h	Detail All Sides	Product No.	List \$
Desk (4s): 2BF-2BF 66x30	67.7	31.7		69BBP00	13225	
Desk (4s): 2BF-2BF 72x30	73.7	31.7		69BBR00	13339	
• Desk (4s): 2BF-2BF 72x36	73.7	37.7		69BBR30	13658	
Desk (4s): 2BF-2BF 78x36	79.7	37.7		69BBT30	14042	
2F-2BF -	w	d	29.9h	Detail All Sides	Product No.	List \$
Desk (4s): 2F-2BF 66x30	67.7	31.7		69BBP01	13225	
Desk (4s): 2F-2BF 72x30	73.7	31.7		69BBR01	13339	
Desk (4s): 2F-2BF 72x36	73.7	37.7		69BBR31	13658	
Desk (4s): 2F-2BF 78x36	79.7	37.7		69BBT31	14042	
2BF-2F -	w	d	29.9h	Detail All Sides	Product No.	List \$
Desk (4s): 2BF-2F 66x30	67.7	31.7		69BBP02	13225	
Desk (4s): 2BF-2F 72x30	73.7	31.7		69BBR02	13339	
Desk (4s): 2BF-2F 72x36	73.7	37.7		69BBR32	13658	
Desk (4s): 2BF-2F 78x36	79.7	37.7		69BBT32	14042	
2F-2F -	w	d	29.9h	Detail All Sides	Product No.	List \$
Desk (4s): 2F-2F 66x30	67.7	31.7		69BBP03	13225	
Desk (4s): 2F-2F 72x30	73.7	31.7		69BBR03	13339	
Desk (4s): 2F-2F 72x36	73.7	37.7		69BBR33	13658	
Desk (4s): 2F-2F 78x36	79.7	37.7		69BBT33	14042	

Options

DeskPull-OutShelves		
Desk Shelf, User LH, Non-handed, or modular pedestals	Option SL	1050
Desk Shelf, User LH & RH	Option SB	2106
• Desk Shelf, User RH	Option SR	1050
• Desk Shelf, Visitor Knee Only	Option SK	1282
Desk Shelf, Visitor +User LH	Option SC	2336
Desk Shelf, Visitor +User LH & RH	Option SD	3392
Desk Shelf, Visitor +User RH	Option SA	2336

! Important: A Desk Shelf cannot be used on the visitor's side when a pencil lap drawer is used, or when Transaction Tops or Oversized Tops are used. User-side Desk-Shelf units may only be used on a 2-Box/File pedestal.

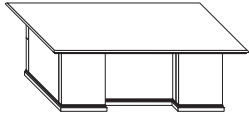


Quarter-Sawn Borders
(Available on all Atheneum casegoods and tables)

Borders: All Outer Surfaces*	Option BA	50%
------------------------------	-----------	-----

* Outer surfaces are defined to be:
 Worksurfaces and upgraded finished tops for hutches or towers.
 Vertical surfaces below the worksurface that have toeboards and are NOT in a kneespace area.
 Vertical surfaces above the worksurface that have top edge detailing.

Desks, Double Ped w/ Oversized Top

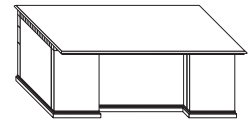
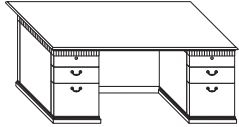


Visitor's Side

Overhang—Three Sides ↪	w	d	29.9h	Detail	All Sides
Desk/Oversized: 2BF-2BF 72x36	79.7	43.7		69BEP00	14029
Desk/Oversized: 2BF-2F 72x36	79.7	43.7		69BEP02	14029
Desk/Oversized: 2F-2BF 72x36	79.7	43.7		69BEP01	14029
Desk/Oversized: 2F-2F 72x36	79.7	43.7		69BEP03	14029

Note: Do not use a Desk Shelf on the visitor's side with these units.

Desks, Dbl Ped w/ Transaction Front



2BF-2BF ↪	w	d	29.9h	Detail	All Sides
Desk/Trans: 2BF-2BF 66x30	67.7	37.7		69BHP00	13517
Desk/Trans: 2BF-2BF 72x30	73.7	37.7		69BHR00	13727
• Desk/Trans: 2BF-2BF 72x36	73.7	43.7		69BHR30	13872
Desk/Trans: 2BF-2BF 78x36	79.7	43.7		69BHT30	14228

2F-2BF ↪	w	d	29.9h	Detail	All Sides
Desk/Trans: 2F-2BF 66x30	67.7	37.7		69BHP01	13517
Desk/Trans: 2F-2BF 72x30	73.7	37.7		69BHR01	13727
Desk/Trans: 2F-2BF 72x36	73.7	43.7		69BHR31	13872
Desk/Trans: 2F-2BF 78x36	79.7	43.7		69BHT31	14228

2BF-2F ↪	w	d	29.9h	Detail	All Sides
Desk/Trans: 2BF-2F 66x30	67.7	37.7		69BHP02	13517
Desk/Trans: 2BF-2F 72x30	73.7	37.7		69BHR02	13727
Desk/Trans: 2BF-2F 72x36	73.7	43.7		69BHR32	13872
Desk/Trans: 2BF-2F 78x36	79.7	43.7		69BHT32	14228

2F-2F ↪	w	d	29.9h	Detail	All Sides
Desk/Trans: 2F-2F 66x30	67.7	37.7		69BHP03	13517
Desk/Trans: 2F-2F 72x30	73.7	37.7		69BHR03	13727
Desk/Trans: 2F-2F 72x36	73.7	43.7		69BHR33	13872
Desk/Trans: 2F-2F 78x36	79.7	43.7		69BHT33	14228

Note: Do not use a Desk Shelf on the visitor's side with these units.



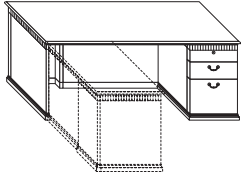
Specify: Product No.
Quantity
Tagging
Wood Finish

Hardware Finish:
712 Satin Black
713 Low Lustre Brass

For quarter-sawn borders, specify Option BA, add 50%.
• Denotes Item is illustrated.
↪ Includes locks.

Available Species:
Cherry
Mahogany
Walnut

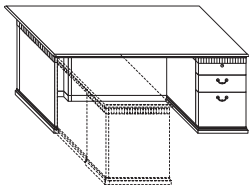
Desks, Single Pedestal



	Product No.	List \$	Product No.	List \$
2BF -				
			Flush Ends	\$ Detail All Sides
Desk: LBase-2BF 66x30	66	31.7	69DAP10	8722
Desk: LBase-2BF 72x30	72	31.7	69DAR10	9053
• Desk: LBase-2BF 72x36	72	37.7	69DAR40	9231
Desk: LBase-2BF 78x36	78	37.7	69DAT40	9724
Desk: 2BF-LBase 66x30	66	31.7	69DAP20	8722
Desk: 2BF-LBase 72x30	72	31.7	69DAR20	9053
Desk: 2BF-LBase 72x36	72	37.7	69DAR50	9231
Desk: 2BF-LBase 78x36	78	37.7	69DAT50	9724

	Product No.	List \$	Product No.	List \$
2F -				
			Flush Ends	\$ Detail All Sides
Desk: LBase-2F 66x30	66	31.7	69DAP11	8722
Desk: LBase-2F 72x30	72	31.7	69DAR11	9053
Desk: LBase-2F 72x36	72	37.7	69DAR41	9231
Desk: LBase-2F 78x36	78	37.7	69DAT41	9724
Desk: 2F-LBase 66x30	66	31.7	69DAP21	8722
Desk: 2F-LBase 72x30	72	31.7	69DAR21	9053
Desk: 2F-LBase 72x36	72	37.7	69DAR51	9231
Desk: 2F-LBase 78x36	78	37.7	69DAT51	9724

Desks, Sgl Ped w/ Transaction Front



	Product No.	List \$	Product No.	List \$
2BF -				
			Flush Ends	\$ Detail All Sides
Desk/Trans: LBase-2BF 66x30	66	37.7	69DGP18	9090
Desk/Trans: LBase-2BF 72x30	72	37.7	69DGR18	9583
• Desk/Trans: LBase-2BF 72x36	72	43.7	69DGR48	9779
Desk/Trans: LBase-2BF 78x36	78	43.7	69DGT48	10265
Desk/Trans: 2BF-LBase 66x30	66	37.7	69DGP28	9090
Desk/Trans: 2BF-LBase 72x30	72	37.7	69DGR28	9583
Desk/Trans: 2BF-LBase 72x36	72	43.7	69DGR58	9779
Desk/Trans: 2BF-LBase 78x36	78	43.7	69DGT58	10265

	Product No.	List \$	Product No.	List \$
2F -				
			Flush Ends	\$ Detail All Sides
Desk/Trans: LBase-2F 66x30	66	37.7	69DGP19	9090
Desk/Trans: LBase-2F 72x30	72	37.7	69DGR19	9583
Desk/Trans: LBase-2F 72x36	72	43.7	69DGR49	9779
Desk/Trans: LBase-2F 78x36	78	43.7	69DGT49	10265
Desk/Trans: 2F-LBase 66x30	66	37.7	69DGP29	9090
Desk/Trans: 2F-LBase 72x30	72	37.7	69DGR29	9583
Desk/Trans: 2F-LBase 72x36	72	43.7	69DGR59	9779
Desk/Trans: 2F-LBase 78x36	78	43.7	69DGT59	10265

\$ Add 1.7 to width

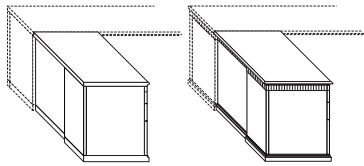


Specify: Product No. Hardware Finish:
 Quantity 712 Satin Black
 Tagging 713 Low Lustre Brass
 Wood Finish

For quarter-sawn borders, specify Option BA, add 50%.
 • Denotes Item is illustrated.
 - Includes locks.

Available Species:
Cherry
Mahogany
Walnut

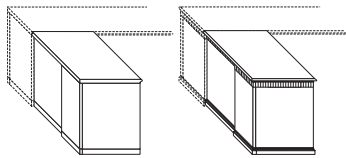
Runoff24: Rectangular



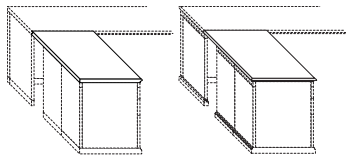
Flush End/Back Detail All Sides

2BF ↯	w	24.9d	29.9h	Flush End/Back	List \$	Product No.	List \$
Runoff24: 2BF LH 42	41.1			69FRH10	6332	69FSH10	7521
Runoff24: 2BF LH 48	47.1			69FRJ10	6454	69FSJ10	7922
• Runoff24: 2BF LH 54	53.1			69FRL10	6693	69FSL10	8317
Runoff24: 2BF RH 42	41.1			69FRH20	6332	69FSH20	7521
Runoff24: 2BF RH 48	47.1			69FRJ20	6454	69FSJ20	7922
Runoff24: 2BF RH 54	53.1			69FRL20	6693	69FSL20	8317

2F ↯	w	24.9d	29.9h	Flush End/Back	List \$	Product No.	List \$
Runoff24: 2F LH 42	41.1			69FRH11	6332	69FSH11	7521
Runoff24: 2F LH 48	47.1			69FRJ11	6454	69FSJ11	7922
Runoff24: 2F LH 54	53.1			69FRL11	6693	69FSL11	8317
Runoff24: 2F RH 42	41.1			69FRH21	6332	69FSH21	7521
Runoff24: 2F RH 48	47.1			69FRJ21	6454	69FSJ21	7922
Runoff24: 2F RH 54	53.1			69FRL21	6693	69FSL21	8317



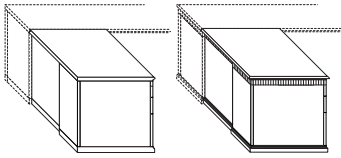
L-Base	w	24.9d	29.9h	Flush End/Back	List \$	Product No.	List \$
Runoff24: LBase LH 42	41.1			69GRH10	3603	69GSH10	4216
Runoff24: LBase LH 48	47.1			69GRJ10	3689	69GSJ10	4358
• Runoff24: LBase LH 54	53.1			69GRL10	3818	69GSL10	4544
Runoff24: LBase LH 84	83.1			69GRV10	4589	69GSV10	5382
Runoff24: LBase RH 42	41.1			69GRH20	3603	69GSH20	4216
Runoff24: LBase RH 48	47.1			69GRJ20	3689	69GSJ20	4358
Runoff24: LBase RH 54	53.1			69GRL20	3818	69GSL20	4544
Runoff24: LBase RH 84	83.1			69GRV20	4589	69GSV20	5382



Top-Only (29.9h)	w	24.9d	1.5th	Flush End/Back	List \$	Product No.	List \$
Runoff24 Top-Only: LH 42	41.1			69GTH10	2171	69GUH00	2482
Runoff24 Top-Only: LH 48	47.1			69GTJ10	2295	69GUJ00	2819
• Runoff24 Top-Only: LH 54	53.1			69GTL10	2537	69GUL00	3153
Runoff24 Top-Only: LH 60	59.6			69GTN10	2576	69GUN00	3197
Runoff24 Top-Only: LH 72	71.1			69GTR10	2650	69GUR00	3291
Runoff24 Top-Only: LH 84	83.1			69GTV10	3353	69GUV00	4133
Runoff24 Top-Only: RH 42	41.1			69GTH20	2171	Non-handed	
Runoff24 Top-Only: RH 48	47.1			69GTJ20	2295	Non-handed	
Runoff24 Top-Only: RH 54	53.1			69GTL20	2537	Non-handed	
Runoff24 Top-Only: RH 60	59.6			69GTN20	2576	Non-handed	
Runoff24 Top-Only: RH 72	71.1			69GTR20	2650	Non-handed	
Runoff24 Top-Only: RH 84	83.1			69GTV20	3353	Non-handed	

§ Add 0.9 to w, d

Runoff30: Rectangular



	Product No.	List \$	Product No.	List \$
2BF ↯			Flush End/Back	§ Detail All Sides
• Runoff30: 2BF LH 48	47.1	69HAJ10	7332	69HBJ10 8483
Runoff30: 2BF LH 54	53.1	69HAL10	7507	69HBL10 8722
Runoff30: 2BF LH 60	59.1	69HAN10	7661	69HBN10 8882
Runoff30: 2BF LH 66	65.1	69HAP10	7844	69HBP10 9116
Runoff30: 2BF LH 72	71.1	69HAR10	7989	69HBR10 9329
Runoff30: 2BF RH 48	47.1	69HAJ20	7332	69HBJ20 8483
Runoff30: 2BF RH 54	53.1	69HAL20	7507	69HBL20 8722
Runoff30: 2BF RH 60	59.1	69HAN20	7661	69HBN20 8882
Runoff30: 2BF RH 66	65.1	69HAP20	7844	69HBP20 9116
Runoff30: 2BF RH 72	71.1	69HAR20	7989	69HBR20 9329
2F ↯			Flush End/Back	§ Detail All Sides
Runoff30: 2F LH 48	47.1	69HAJ12	7332	69HBJ12 8483
Runoff30: 2F LH 54	53.1	69HAL12	7507	69HBL12 8722
Runoff30: 2F LH 60	59.1	69HAN12	7661	69HBN12 8882
Runoff30: 2F LH 66	65.1	69HAP12	7844	69HBP12 9116
Runoff30: 2F LH 72	71.1	69HAR12	7989	69HBR12 9329
Runoff30: 2F RH 48	47.1	69HAJ22	7332	69HBJ22 8483
Runoff30: 2F RH 54	53.1	69HAL22	7507	69HBL22 8722
Runoff30: 2F RH 60	59.1	69HAN22	7661	69HBN22 8882
Runoff30: 2F RH 66	65.1	69HAP22	7844	69HBP22 9116
Runoff30: 2F RH 72	71.1	69HAR22	7989	69HBR22 9329

§ Add 0.9 to w, d



Specify: Product No.
Quantity
Tagging
Wood Finish

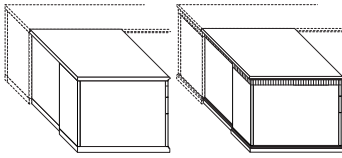
Hardware Finish:
712 Satin Black
713 Low Lustre Brass

For quarter-sawn borders, specify Option BA, add 50%.

- Denotes Item is illustrated.
- ↯ Includes locks.
- ‡ Requires field sub-assembly.

Available Species:
Cherry
Mahogany
Walnut

Runoff36: Rectangular



	Product No.	List \$	Product No.	List \$
2BF ↯			Flush End/Back	§ Detail All Sides
Runoff36: 2BF LH 48	69JAJ10	7817	69JBJ10	8973
• Runoff36: 2BF LH 54	69JAL10	8048	69JBL10	9269
Runoff36: 2BF LH 60	69JAN10	8269	69JBN10	9487
Runoff36: 2BF LH 66	69JAP10	8509	69JBP10	9785
Runoff36: 2BF LH 72	69JAR10	8722	69JBR10	10057
Runoff36: 2BF RH 48	69JAJ20	7817	69JBJ20	8973
Runoff36: 2BF RH 54	69JAL20	8048	69JBL20	9269
Runoff36: 2BF RH 60	69JAN20	8269	69JBN20	9487
Runoff36: 2BF RH 66	69JAP20	8509	69JBP20	9785
Runoff36: 2BF RH 72	69JAR20	8722	69JBR20	10057
2F ↯			Flush End/Back	§ Detail All Sides
Runoff36: 2F LH 48	69JAJ12	7817	69JBJ12	8973
Runoff36: 2F LH 54	69JAL12	8048	69JBL12	9269
Runoff36: 2F LH 60	69JAN12	8269	69JBN12	9487
Runoff36: 2F LH 66	69JAP12	8509	69JBP12	9785
Runoff36: 2F LH 72	69JAR12	8722	69JBR12	10057
Runoff36: 2F RH 48	69JAJ22	7817	69JBJ22	8973
Runoff36: 2F RH 54	69JAL22	8048	69JBL22	9269
Runoff36: 2F RH 60	69JAN22	8269	69JBN22	9487
Runoff36: 2F RH 66	69JAP22	8509	69JBP22	9785
Runoff36: 2F RH 72	69JAR22	8722	69JBR22	10057

§ Add 0.9 to w, d



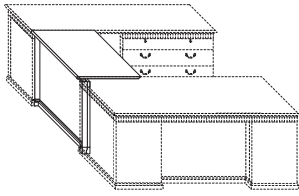
Specify: Product No.
Quantity
Tagging
Wood Finish

Hardware Finish:
712 Satin Black
713 Low Lustre Brass

For quarter-sawn borders, specify Option BA, add 50%.
• Denotes Item is illustrated.
↯ Includes locks.
‡ Requires field sub-assembly.

Available Species:
Cherry
Mahogany
Walnut

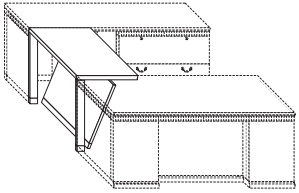
Bridge, Fixed Modesty Panel



24 Depth ‡	w	24.9d	29.9h	Product No.	List \$	Product No.	List \$
				Flush Back		§ Detail Back	
Bridge24: 36	34.3			69GTF00	3524	69GVF00	3761
Bridge24: 42	40.3			69GTG00	3608	69GVG00	3854
• Bridge24: 48	46.3			69GTJ00	3683	69GVJ00	3923
Bridge24: 54	52.3			69GTL00	3973	69GVL00	4217

Finished back on fixed modesty panels.

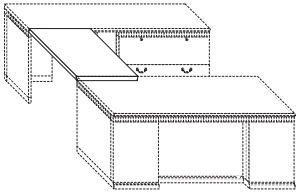
Bridge, Removable Access Panel



24 Depth (Unfinished Back) ‡	w	24.9d	29.9h	Product No.	List \$	Product No.	List \$
				Flush Back		§ Detail Back	
Bridge24/Access: 36	36.3			69GTF90	3551	69GVF90	3797
Bridge24/Access: 42	42.3			69GTG90	3622	69GVG90	3863
• Bridge24/Access: 48	48.3			69GTJ90	3689	69GVJ90	3934
Bridge24/Access: 54	54.3			69GTL90	3973	69GVL90	4217

Unfinished back on removable access panels.

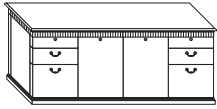
Bridge, Top Only



24 Depth	w	24.9d	29.9h	Product No.	List \$	Product No.	List \$
				Flush Back		§ Detail Back	
Bridge24Top: 36	36.3			69GWF00	2256	69GXF00	2505
Bridge24Top: 42	42.3			69GWG00	2285	69GXF00	2533
• Bridge24Top: 48	48.3			69GWJ00	2305	69GXJ00	2549
Bridge24Top: 54	54.3			69GWL00	2549	69GXL00	2796

§ Add 0.9 to depth

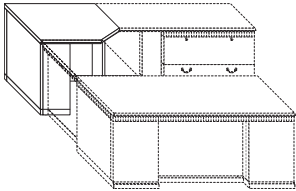
Credenzas-Freestanding



	73.7w 25.7d 29.9h	Detail 3 Sides	Product No.	List \$	Product No.	List \$
Continuous Top and Toeboards -			69CZR00	12457		
Credenza (3s): 2BF x 4			69CZR00	12457		
• Credenza (3s): 2BF-DblCab-2BF			69CZR01	12457		
Credenza (3s): 2BF-DblCab-2F			69CZR02	12457		
Credenza (3s): 2F-DblCab-2BF			69CZR03	12457		
Credenza (3s): 2F-DblCab-2F			69CZR04	12457		
Credenza (3s): 2BF-Knee-2BF			69CZR31	11948		
Credenza (3s): 2BF-Knee-2F			69CZR32	11948		
Credenza (3s): 2F-Knee-2BF			69CZR33	11948		
Credenza (3s): 2F-Knee-2F			69CZR34	11948		
Credenza (3s): 2LatF-2LatF			69CZR35	11891		

Backs are unfinished.

Corner Credenzas

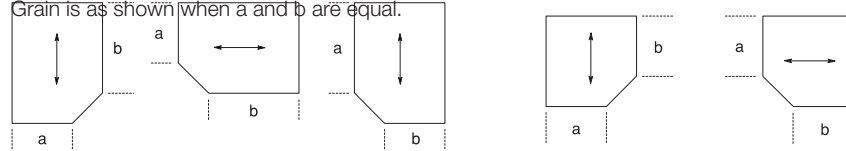


Attach Runoffs/Bridges a: b	w	d	29.9h	Flush Ends/Back	
• CornerCredenza 24:24	36.9	36.9		69LLCC0	2678
CornerCredenza 24:30	36.9	42.9		69LLCD0	3020
CornerCredenza 24:36	36.9	48.9		69LLCF0	3318
CornerCredenza 30:24	42.9	36.9		69LLDC0	3020
CornerCredenza 30:30	42.9	42.9		69LLDD0	3344
CornerCredenza 30:36	42.9	48.9		69LLDF0	3619
CornerCredenza 36:24	48.9	36.9		69LLFC0	3318
CornerCredenza 36:30	48.9	42.9		69LLFD0	3619
CornerCredenza 36:36	48.9	48.9		69LLFF0	3967

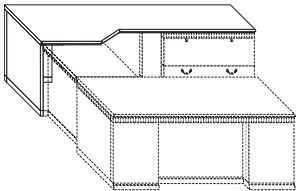
Backs are unfinished.

Grain is long when a and b are not equal.

Grain is as shown when a and b are equal.



Computer Credenza Top+Base-L

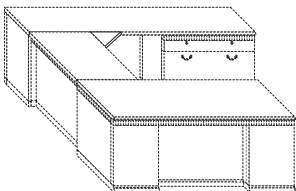


Base-L is 24x36, Unfinished Back ‡	w	36.9d	29.9h	Flush Ends/Back	\$	Detail 3 Sides
CredenzaComp24: LH 72	72			69LBR31	4016	69LBR37 4752
• CredenzaComp24: LH 90	90			69LBW31	4217	69LBW37 4943
CredenzaComp24: LH 108	108			69LBY31	4614	69LBY37 5342
CredenzaComp24: RH 72	72			69LBR32	4016	69LBR38 4752
CredenzaComp24: RH 90	90			69LBW32	4217	69LBW38 4943
CredenzaComp24: RH 108	108			69LBY32	4614	69LBY38 5342

Backs are unfinished.

§ Add 0.9 to width

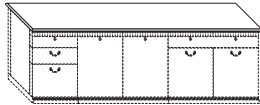
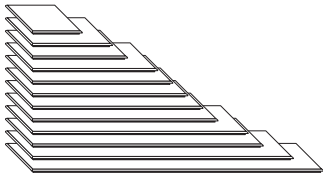
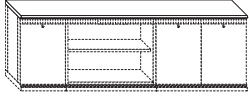
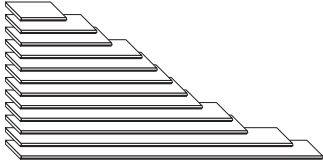
Computer Corner Adaptor Top




(Coped on two sides to mate with edge shapes of tops)

Computer Corner Adaptor Top	12	12	1.5	69LCA01	475
-----------------------------	----	----	-----	---------	-----

Credenza Tops



Support Keel



			Product No.	List \$	Product No.	List \$
Rectangular 15 Depth	w	15.9d	1.5th	Flush Ends/Back	\$ Detail 3 Sides	
CredenzaTop15: 18	18		69LAA00	1605	69LAA06	1907
CredenzaTop15: 30	30		69LAD00	1637	69LAD06	1943
CredenzaTop15: 36	36		69LAF00	1672	69LAF06	1978
CredenzaTop15: 48	48		69LAJ00	1688	69LAJ06	1991
CredenzaTop15: 54	54		69LAL00	1703	69LAL06	2013
CredenzaTop15: 60	60		69LAN00	1766	69LAN06	2072
CredenzaTop15: 66	66		69LAP00	1858	69LAP06	2164
CredenzaTop15: 72	72		69LAR00	1902	69LAR06	2209
CredenzaTop15: 78	78		69LAT00	1946	69LAT06	2247
CredenzaTop15: 84	84		69LAV00	1982	69LAV06	2285
• CredenzaTop15: 90	90		69LAW00	2106	69LAW06	2549
CredenzaTop15: 108	108		69LAY00	2500	69LAY06	2801
CredenzaTop15: 120	120		69LAZ00	2744	69LAZ06	3050

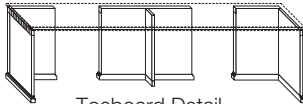
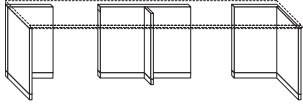
			Product No.	List \$	Product No.	List \$
Rectangular 24 Depth	w	24.9d	1.5th	Flush Ends/Back	\$ Detail 3 Sides	
CredenzaTop24: 18	18		69LAA30	1726	69LAA36	2028
CredenzaTop24: 30	30		69LAD30	1760	69LAD36	2063
CredenzaTop24: 36	36		69LAF30	1797	69LAF36	2097
CredenzaTop24: 48	48		69LAJ30	1809	69LAJ36	2115
CredenzaTop24: 54	54		69LAL30	1827	69LAL36	2127
CredenzaTop24: 60	60		69LAN30	1888	69LAN36	2190
CredenzaTop24: 66	66		69LAP30	2003	69LAP36	2305
CredenzaTop24: 72	72		69LAR30	2048	69LAR36	2357
CredenzaTop24: 78	78		69LAT30	2123	69LAT36	2393
CredenzaTop24: 84	84		69LAV30	2164	69LAV36	2426
• CredenzaTop24: 90	90		69LAW30	2249	69LAW36	2549
CredenzaTop24: 108	108		69LAY30	2711	69LAY36	2943
CredenzaTop24: 120	120		69LAZ30	2889	69LAZ36	3193

§ Add 1.7 to width

For unsupported spans of 54 or more.	w	2d	1h	Edge Profile Prefix not required.
Support Keel: 52	52			70LDL00 476
Support Keel: 58	58			70LDN00 501
Support Keel: 64	64			70LDP00 599
• Support Keel: 70	70			70LDR00 718
Support Keel: 82	82			70LDV00 740
Support Keel: 88	88			70LDW00 785
Support Keel: 106	106			70LDY00 833
Support Keel: 118	118			70LDZ00 950

Material is black resin-coated steel.

Base L/T Panels



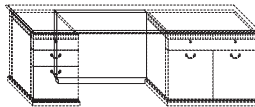
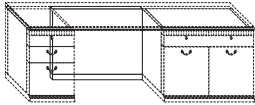
Toeboard Detail

Unfinished Back ‡	w	d	28.4h	Flush Base	Product No.	List \$	Product No.	List \$
Base-L15: LH 18	18	15			71MLA10	785	69MLA18	949
Base-L15: RH 18	18	15			71MLA20	785	69MLA28	949
• Base-L24: LH 18	18	24			71MLA40	833	69MLA48	996
Base-L24: LH 24	24	24			71MLC40	909	69MLC48	1073
• Base-L24: RH 18	18	24			71MLA50	833	69MLA58	996
Base-L24: RH 24	24	24			71MLC50	909	69MLC58	1073
Base-T9: 18	18	9			71MMA00	883	69MMA08	1046
• Base-T9: 36	36	9			71MMF30	1211	69MMF38	1379

Finished Back ‡	w	d	28.4h	Flush Base	Product No.	List \$	Product No.	List \$
Base-L15 Finished Back: LH 18	18	15			71MLA11	944	69MLA19	1121
Base-L15 Finished Back: RH 18	18	15			71MLA21	944	69MLA29	1121
Base-L24 Finished Back: LH 18	18	24			71MLA41	1007	69MLA49	1169
Base-L24 Finished Back: LH 24	24	24			71MLC41	1098	69MLC49	1242
Base-L24 Finished Back: RH 18	18	24			71MLA51	1007	69MLA59	1169
Base-L24 Finished Back: RH 24	24	24			71MLC51	1098	69MLC59	1242
Base-T9 Finished Back: 18	18	9			71MMA01	1050	69MMA09	1218
Base-T9 Finished Back: 36	36	9			71MMF31	1376	69MMF39	1553

§ Add 1.2 to w, d

Modesty Panels, Fixed

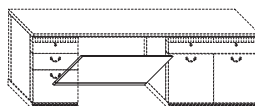


Unfinished Back ‡	w	1d	28.4h	Flush Base	Product No.	List \$	Product No.	List \$
Modesty-Panel: 18	18				69MPA00	719	69MQA00	866
Modesty-Panel: 24	24				69MPC00	743	69MQC00	894
Modesty-Panel: 30	30				69MPD00	848	69MQD00	1001
• Modesty-Panel: 36	36				69MPF00	932	69MQF00	1083
Modesty-Panel: 42	42				69MPH00	976	69MQH00	1122
Modesty-Panel: 48	48				69MPJ00	1025	69MQJ00	1175
Modesty-Panel: 54	54				69MPL00	1066	69MQL00	1214
Modesty-Panel: 72	72				69MPR00	1193	69MQR00	1342

Finished Back ‡	w	1d	28.4h	Flush Base	Product No.	List \$	Product No.	List \$
Modesty-Panel Finished Back: 18	18				69MPA01	986	69MQA01	1130
Modesty-Panel Finished Back: 24	24				69MPC01	1021	69MQC01	1165
Modesty-Panel Finished Back: 30	30				69MPD01	1139	69MQD01	1289
Modesty-Panel Finished Back: 36	36				69MPF01	1238	69MQF01	1384
Modesty-Panel Finished Back: 42	42				69MPH01	1289	69MQH01	1432
Modesty-Panel Finished Back: 48	48				69MPJ01	1354	69MQJ01	1500
Modesty-Panel Finished Back: 54	54				69MPL01	1397	69MQL01	1543
Modesty-Panel Finished Back: 72	72				69MPR01	1560	69MQR01	1703

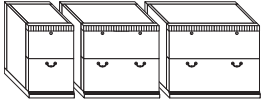
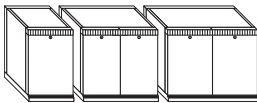
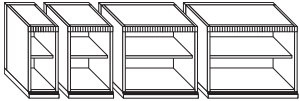
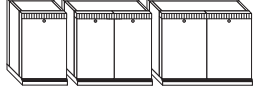
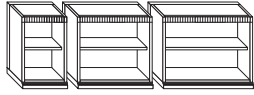
§ Add 0.6 to depth

Modesty Panels, Access/Removable



Unfinished Back (2.5 opening at top) ‡	w	3d	25.9h	Flush Base	Product No.	List \$	Product No.	List \$
Modesty-Access: 18	18				69MPA90	971		
Modesty-Access: 24	24				69MPC90	996		
Modesty-Access: 30	30				69MPD90	1073		
• Modesty-Access: 36	36				69MPF90	1148		
Modesty-Access: 42	42				69MPH90	1190		
Modesty-Access: 48	48				69MPJ90	1238		
Modesty-Access: 54	54				69MPL90	1277		
Modesty-Access: 72	72				69MPR90	1428		

Pedestals



		Product No.	List \$	Product No.	List \$
15 Deep Shelving	w 15.6d 28.4h	Flush 3 Sides		\$ Toebd 4 Sides	
Ped15: Shelving 18	18	69MEA00	1986	69MEA01	2692
Ped15: Shelving 30	30	69MED00	2486	69MED01	3190
Ped15: Shelving 36	36	69MEF00	2709	69MEF01	3415
15 Deep Cabinets -	w 15.6d 28.4h	Flush 3 Sides		\$ Toebd 4 Sides	
Ped15: Cabinet LH 18	18	69MDA10	2611	69MDA11	3316
Ped15: Cabinet RH 18	18	69MDA20	2611	69MDA21	3316
Ped15: DblCabinet 30	30	69MDD00	2978	69MDD01	3684
Ped15: DblCabinet 36	36	69MDF00	3203	69MDF01	3914
24 Deep Shelving	w 24.6d 28.4h	Flush 3 Sides		\$ Toebd 4 Sides	
Ped24: ShelvingPC 12	12	69ME030	2083	69ME031	2732
Ped24: Shelving 18	18	69MEA30	2393	69MEA31	3034
Ped24: Shelving 30	30	69MED30	2934	69MED31	3638
Ped24: Shelving 36	36	69MEF30	3161	69MEF31	3873
24 Deep Cabinets -	w 24.6d 28.4h	Flush 3 Sides		\$ Toebd 4 Sides	
Ped24: Cabinet LH 18	18	69MDA40	2984	69MDA41	3628
Ped24: Cabinet RH 18	18	69MDA50	2984	69MDA51	3628
Ped24: DblCabinet 30	30	69MDD30	3293	69MDD31	4002
Ped24: DblCabinet 36	36	69MDF30	3481	69MDF31	4184
24 Deep File Drawers -	w 24.6d 28.4h	Flush 3 Sides		\$ Toebd 4 Sides	
Ped24: 2F 18	18	69MBA30	3488	69MBA31	4131
Ped24: 2LatF 30	30	69MBD30	4109	69MBD31	4818
Ped24: 2LatF 36	36	69MBF30	4456	69MBF31	5161
24 Deep 2Box-File Drawers -	w 24.6d 28.4h	Flush 3 Sides		\$ Toebd 4 Sides	
Ped24: 2BF 18	18	69MAA30	3488	69MAA31	4131
Ped24: 2LatB/LatF 30	30	69MAD30	4421	69MAD31	5131
Ped24: 2LatB/LatF 36	36	69MAF30	4757	69MAF31	5465
24 Deep 4Box and Box/Cabinets -	w 24.6d 28.4h	Flush 3 Sides		\$ Toebd 4 Sides	
Ped24: 4B 18	18	69MCA30	3608	69MCA31	4248
Ped24: LatB/DblCab 30	30	69MFD30	4231	69MFD31	4934
Ped24: LatB/DblCab 36	36	69MFF30	4562	69MFF31	5266
30 Deep (For Galleries) -	18w 30d 28.4h	Flush 3 Sides			
Ped30: 2F 18		69MBAD0	3544		
Ped30: 2BF 18		69MAAD0	3544		
36 Deep (For Galleries) -	18w 36d 28.4h	Flush 3 Sides			
Ped36: 2F 18		69MBAG0	4243		
Ped36: 2BF 18		69MAAG0	4243		

§ Add 0.6d, 1.3w

Pedestals that are Flush 3 sides have unfinished backs; otherwise pedestals are finished all sides.

+ Options:

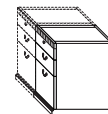
For Toeboards Front & Back: Use Flush 3 Sides number, change last digit to 8 add \$360.



Flush 3 Sides

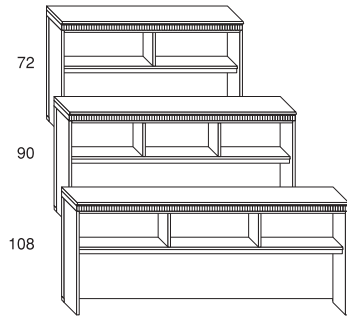


Toebd 4 Sides



Toeboards Front+Back:

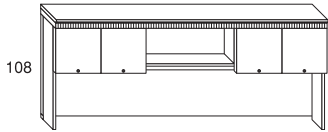
Hutch72



Shelving1 w. Wood Back	w	Sgl\Tbl Shlvs	Flush Ends/Back	\$ Detail 3 Sides	Product No.	List \$	Product No.	List \$
Hutch72: Shelving1 72	72	0\2	69PAR00	6433	69PAR07	7040		
Hutch72: Shelving1 90	90	1\2	69PAW00	7263	69PAW07	7869		
Hutch72: Shelving1 108	108	0\3	69PAY00	7770	69PAY07	8384		

Shelving1 w. Fabric Panel	w	Sgl\Tbl Shlvs	COM yd	Flush Ends/Back	\$ Detail 3 Sides	Product No.	List \$	Product No.	List \$
Hutch72: Shelving1/Fab 72	72	0\2	2.3	69PAR30	7285	69PAR37	7891		
Hutch72: Shelving1/Fab 90	90	0\3	2.8	69PAW30	8239	69PAW37	8840		
Hutch72: Shelving1/Fab 108	108	0\3	3.2	69PAY30	8808	69PAY37	9413		

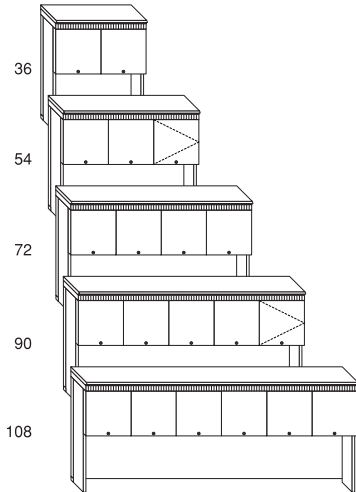
Dimensions: width as listed 15d 45h
 Note: Fabric Panels over 96w are produced in two sections. \$ Add 1.7 to width



Cabinet1-Shelf w. Wood Back	w	Sgl\Tbl Shlvs	Flush Ends/Back	\$ Detail 3 Sides	Product No.	List \$	Product No.	List \$
Hutch72: Cab1-Shelf1-Cab1 108	108	0\3	69PFY00	8672	69PFY07	9338		

Cabinet1-Shelf w. Fabric Panel	w	Sgl\Tbl Shlvs	COM yd	Flush Ends/Back	\$ Detail 3 Sides	Product No.	List \$	Product No.	List \$
Hutch72: Cab1-Shelf1-Cab1/Fab 108	108	0\3	3.2	69PFY30	9707	69PFY37	10372		

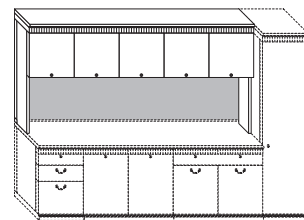
Dimensions: width as listed 15d 45h
 Note: Fabric Panels over 96w are produced in two sections. \$ Add 1.7 to width



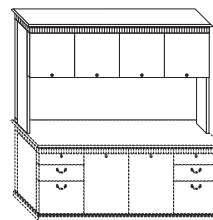
Cabinet1 w. Wood Back	w	Sgl\Tbl Shlvs	Flush Ends/Back	\$ Detail 3 Sides	Product No.	List \$	Product No.	List \$
Hutch72: Cabinet1 36	36	0\1	69PCF00	5151	69PCF07	5821		
Hutch72: Cabinet1 54	54	1\1	69PCL00	6921	69PCL07	7594		
Hutch72: Cabinet1 72	72	0\2	69PCR00	7774	69PCR07	8443		
Hutch72: Cabinet1 90	90	1\2	69PCW00	8353	69PCW07	9025		
Hutch72: Cabinet1 108	108	0\3	69PCY00	8967	69PCY07	9632		

Cabinet1 w. Fabric Panel	w	Sgl\Tbl Shlvs	COM yd	Flush Ends/Back	\$ Detail 3 Sides	Product No.	List \$	Product No.	List \$
Hutch72: Cabinet1/Fab 36	36	0\1	1.8	69PCF30	5639	69PCF37	6302		
Hutch72: Cabinet1/Fab 54	54	1\1	2	69PCL30	7711	69PCL37	8384		
Hutch72: Cabinet1/Fab 72	72	0\2	2.3	69PCR30	8630	69PCR37	9293		
Hutch72: Cabinet1/Fab 90	90	1\2	2.8	69PCW30	9329	69PCW37	9995		
Hutch72: Cabinet1/Fab 108	108	0\3	3.2	69PCY30	9995	69PCY37	10666		

Dimensions: width as listed 15d 45h
 Note: Fabric Panels over 96w are produced in two sections. \$ Add 1.7 to width

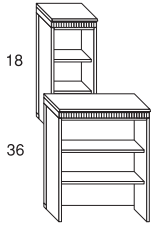


Cabinet1 Hutch w. Fabric Panel
 Flush Ends/Back



Cabinet1 Hutch w. Wood Back
 Detail 3 Side

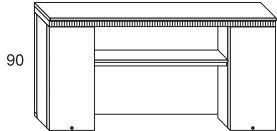
Hutch72 (cont.)



Shelving3 w. Wood Back	w	Sgl\Tbl Shlvs	Flush Ends/Back	\$ Detail	3 Sides
Hutch72: Shelving3 18	18	3\0	69PBA00	4061	69PBA07 4306
Hutch72: Shelving3 36	36	0\3	69PBF00	4993	69PBF07 5654

Dimensions: width as listed 15d 45h
Includes one fixed shelf and one adjustable shelf.

§ Add 1.7 to width

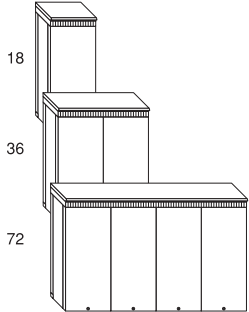


Cab3-Shelf1 w. Wood Back	w	Sgl\Tbl Shlvs	Flush Ends/Back	\$ Detail	3 Sides
Hutch72: Cab3-Shelf1-Cab3 90	90	6\1	69PGW00	9797	69PGW07 10460

Cab3-Shelf1 w. Fabric Panel	w	Sgl\Tbl Shlvs	Flush Ends/Back	\$ Detail	3 Sides
Hutch72: Cab3-Shelf1/Fab-Cab3 90	90	6\1 2	69PGW30	10582	69PGW37 11244

Dimensions: width as listed 15d 45h

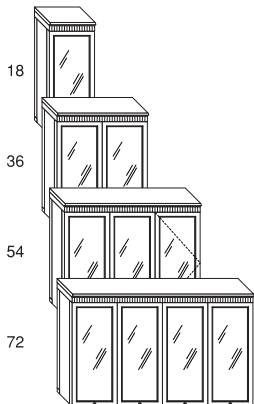
§ Add 1.7 to width



Full Wood Doors	w	Sgl\Tbl Shlvs	Flush Ends/Back	\$ Detail	3 Sides
Hutch72: Cabinet3 LH 18	18	3\0	69PEA10	4614	69PEA17 4852
Hutch72: Cabinet3 RH 18	18	3\0	69PEA20	4614	69PEA27 4852
Hutch72: Cabinet3 36	36	0\3	69PEF00	5906	69PEF07 6573
Hutch72: Cabinet3 72	72	0\6	69PER00	10397	69PER07 10760

Dimensions: width as listed 15d 45h

§ Add 1.7 to width

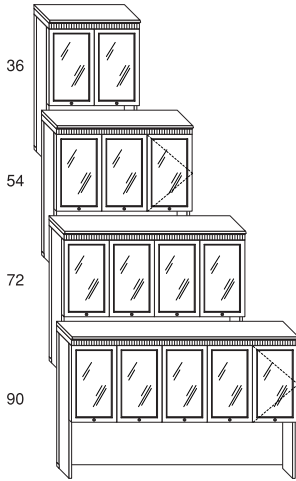
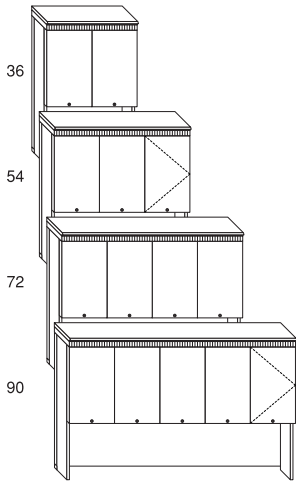


Full Glass Doors	w	Sgl\Tbl Shlvs	Flush Ends/Back	\$ Detail	3 Sides
Hutch72: GlassDrs3 LH 18	18	3\0	69PKA10	6128	69PKA17 6373
Hutch72: GlassDrs3 RH 18	18	3\0	69PKA20	6128	69PKA27 6373
Hutch72: GlassDrs3 36	36	0\3	69PKF00	7850	69PKF07 8517
Hutch72: GlassDrs3 54	54	3\3	69PKL00	11052	69PKL07 11723
Hutch72: GlassDrs3 72	72	0\6	69PKR00	14282	69PKR07 15014

Dimensions: width as listed 15d 45h
Includes clear glass shelves and low voltage LED lights.

§ Add 1.7 to width

Hutch85



			Product No.	List \$	Product No.	List \$
Cabinet2 w. Wood Back	w	Sgl\Ndbl Shlvs	Flush Ends/Back	\$ Detail 3 Sides		
Hutch85: Cabinet2 36	36	0\2	69PSF00	5940	69PSF07	6611
Hutch85: Cabinet2 54	54	2\2	69PSL00	7770	69PSL07	8441
Hutch85: Cabinet2 72	72	0\4	69PSR00	8689	69PSR07	9357
Hutch85: Cabinet2 90	90	2\4	69PSW00	9329	69PSW07	9995

Cabinet2 w. Fabric Panel			COM			
Hutch85: Cabinet2/Fab 36	36	0\2	1.8	69PSF30	6423	69PSF37 7091
Hutch85: Cabinet2/Fab 54	54	2\2	2	69PSL30	8565	69PSL37 9231
Hutch85: Cabinet2/Fab 72	72	0\4	2.3	69PSR30	9538	69PSR37 10205
Hutch85: Cabinet2/Fab 90	90	2\4	2.8	69PSW30	10296	69PSW37 10963

Dimensions: width as listed 15d 57.6h

§ Add 1.7 to width

Glass Doors2 w. Wood Back	w	Sgl\Ndbl Shlvs	Flush Ends/Back	\$ Detail 3 Sides		
Hutch85: GlassDrs2 36	36	0\2	69PWF00	7763	69PWF07	8429
Hutch85: GlassDrs2 54	54	2\2	69PWL00	10508	69PWL07	11177
Hutch85: GlassDrs2 72	72	0\8	69PWR00	11926	69PWR07	13002
Hutch85: GlassDrs2 90	90	2\4	69PWW00	13880	69PWW07	14548

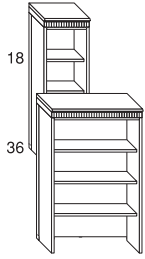
Glass Doors2 w. Fabric Panel			COM			
Hutch85: GlassDrs2/Fab 36	36	0\2	1.8	69PWF30	8248	69PWF37 8916
Hutch85: GlassDrs2/Fab 54	54	2\2	2	69PWL30	11297	69PWL37 11969
Hutch85: GlassDrs2/Fab 72	72	0\4	2.3	69PWR30	13180	69PWR37 13851
Hutch85: GlassDrs2/Fab 90	90	2\4	2.8	69PWW30	14858	69PWW37 15521

Dimensions: width as listed 15d 57.6h

§ Add 1.7 to width

Includes clear glass shelves and low voltage LED lights.

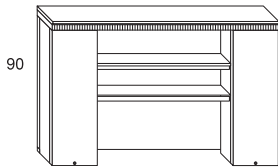
Hutch85 (cont.)



	w	Sg\Ndbl Shlvs	Flush Ends/Back	\$ Detail 3 Sides	Product No.	List \$	Product No.	List \$
Shelving4 Hutch								
Hutch85: Shelving4 18	18	4\0	69PQA00	4306	69PQA07		4912	
Hutch85: Shelving4 36	36	0\4	69PQF00	5712	69PQF07		6388	

Dimensions: width as listed 15d 57.6h
Includes one fixed shelf and two adjustable shelves.

§ Add 1.7 to width



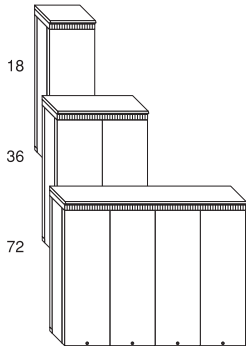
	w	Sg\Ndbl Shlvs	Flush Ends/Back	\$ Detail 3 Sides	Product No.	List \$	Product No.	List \$
Cab4-Shelf2 w. Wood Back								
Hutch85: Cab4-Shelf2-Cab4 90	90	8\2	69PVW00	10763	69PVW07		11434	

Cab4-Shelf2 w. Fabric Panel COM

Hutch85: Cab4-Shelf2/Fab-Cab4 90	90	8\2	2	69PVW30	11558	69PVW37	12222	
----------------------------------	----	-----	---	---------	-------	---------	-------	--

Dimensions: width as listed 15d 57.6h

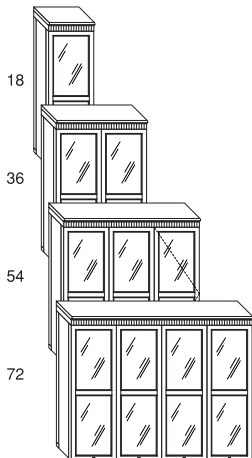
§ Add 1.7 to width



	w	Sg\Ndbl Shlvs	Flush Ends/Back	\$ Detail 3 Sides	Product No.	List \$	Product No.	List \$
Full Wood Doors								
Hutch85: Cabinet4 LH 18	18	4\0	69PTA10	4972	69PTA17		5581	
Hutch85: Cabinet4 RH 18	18	4\0	69PTA20	4972	69PTA27		5581	
Hutch85: Cabinet4 36	36	0\4	69PTF00	6696	69PTF07		7361	
Hutch85: Cabinet4 72	72	0\4	69PTR00	11624	69PTR07		12292	

Dimensions: width as listed 15d 57.6h

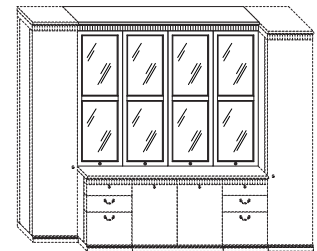
§ Add 1.7 to width



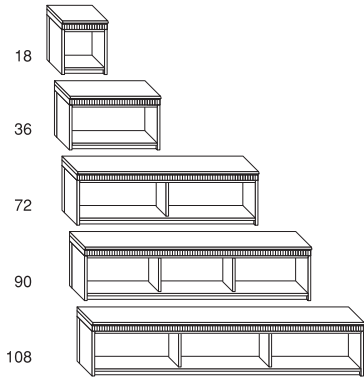
	w	Sg\Ndbl Shlvs	Flush Ends/Back	\$ Detail 3 Sides	Product No.	List \$	Product No.	List \$
Full Glass Doors								
Hutch85: GlassDrs4 LH 18	18	4\0	69PXA10	6743	69PXA17		7356	
Hutch85: GlassDrs4 RH 18	18	4\0	69PXA20	6743	69PXA27		7356	
Hutch85: GlassDrs4 36	36	0\4	69PXF00	8760	69PXF07		9425	
Hutch85: GlassDrs4 54	54	4\4	69PXL00	12391	69PXL07		13059	
Hutch85: GlassDrs4 72	72	0\8	69PXR00	16054	69PXR07		16788	

Dimensions: width as listed 15d 57.6h
Includes clear glass shelves and low voltage LED lights.

§ Add 1.7 to width



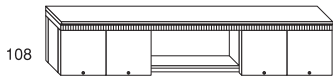
Wall Hutch



Shelving1 Wall Hutches	w	Sgl\Tbl Shlvs	Flush Ends/Back	\$ Detail 3 Sides	Product No.	List \$	Product No.	List \$
Hutch: Shelving1 18	18	1\0	69QAA00	2415	69QAA07	2964		
Hutch: Shelving1 36	36	0\1	69QAC00	3227	69QAC07	3836		
Hutch: Shelving1 72	72	0\2	69QAR00	5745	69QAR07	6353		
Hutch: Shelving1 90	90	0\3	69QAW00	6656	69QAW07	7206		
Hutch: Shelving1 108	108	0\3	69QAY00	7858	69QAY07	8463		

Dimensions: widths as listed 15.9d 21.7h
Mounting cleats and hardware included.

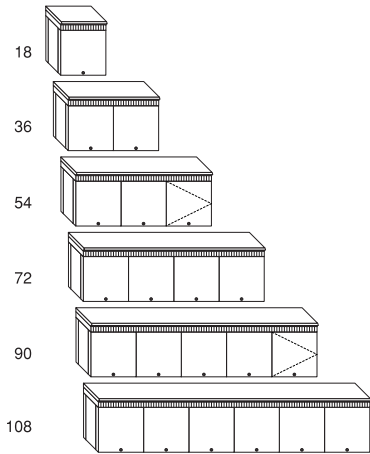
§ Add 1.7 to width



Cabinet1-Shelf1 Wall Hutch	w	Sgl\Tbl Shlvs	Flush Ends/Back	\$ Detail 3 Sides	Product No.	List \$	Product No.	List \$
Hutch: Cab1-Shelf1-Cab1 108	108	0\3	69QFY00	8316	69QFY07	8925		

Dimensions: widths as listed 15.9d 21.7h
Mounting cleats and hardware included.

§ Add 1.7 to width

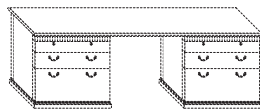
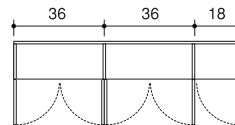
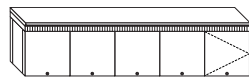


Cabinet1 Wall Hutches	w	Sgl\Tbl Shlvs	Flush Ends/Back	\$ Detail 3 Side	Product No.	List \$	Product No.	List \$
Hutch: Cabinet1 LH 18	18	1\0	69QCA10	2541	69QCA17	3094		
Hutch: Cabinet1 RH 18	18	1\0	69QCA20	2541	69QCA27	3094		
Hutch: Cabinet1 36	36	0\1	69QCC00	3888	69QCC07	4499		
Hutch: Cabinet1 54	54	1\1	69QCL00	6044	69QCL07	6647		
Hutch: Cabinet1 72	72	0\2	69QCR00	6971	69QCR07	7575		
Hutch: Cabinet1 90	90	1\2	69QCW00	7975	69QCW07	8583		
Hutch: Cabinet1 108	108	0\3	69QCY00	8801	69QCY07	9404		

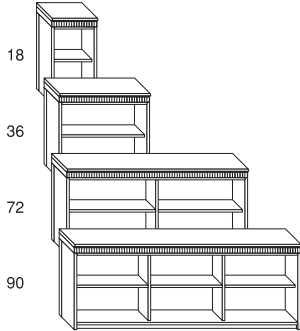
Dimensions: widths as listed 15.9d 21.7h
Mounting cleats and hardware included.

§ Add 1.7 to width

Hutches with an odd number of doors have a single cabinet, hinged right, on the right end. All other doors are paired in double cabinets.



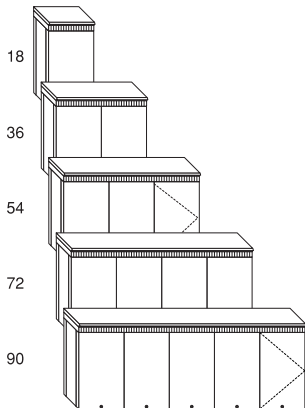
Wall Hutch (cont.)



Shelving2 Wall Hatches	w	Sgl\Tbl Shlvs	Flush Ends/Back	\$ Detail 3 Sides	Product No.	List \$	Product No.	List \$
Hutch: Shelving2 18	18	2\0	69QNA00	2861	69QNA07	3407		
Hutch: Shelving2 36	36	0\2	69QNF00	4428	69QNF07	5036		
Hutch: Shelving2 72	72	0\4	69QNR00	7886	69QNR07	8495		
Hutch: Shelving2 90	90	0\6	69QNW00	9084	69QNW07	9691		

Dimensions: width as listed 15.9d 34.3h
 Mounting cleats and hardware included.

§ Add 1.7 to width

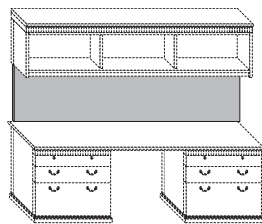


Cabinet2 Wall Hatches	w	Sgl\Tbl Shlvs	Flush Ends/Back	\$ Detail 3 Sides	Product No.	List \$	Product No.	List \$
Hutch: Cabinet2 LH 18	18	2\0	69QRA10	3113	69QRA17	3664		
Hutch: Cabinet2 RH 18	18	2\0	69QRA20	3113	69QRA27	3664		
Hutch: Cabinet2 36	36	0\2	69QRF00	4832	69QRF07	5441		
Hutch: Cabinet2 54	54	2\2	69QRL00	6832	69QRL07	7439		
Hutch: Cabinet2 72	72	0\4	69QRR00	8827	69QRR07	9439		
Hutch: Cabinet2 90	90	2\4	69QRW00	10113	69QRW07	10719		

Dimensions: width as listed 15.9d 34.3h
 Mounting cleats and hardware included.

§ Add 1.7 to width

Fabric Panels, Wall Hung



23.4 Height ±	w	23.4h	COM yd	Product No.	List \$
Fabric Wall Panel: 36	36	1.8	70PAF11	476	
Fabric Wall Panel: 54	54	2	70PAL11	776	
• Fabric Wall Panel: 72	72	2.3	70PAR11	833	
Fabric Wall Panel: 90	90	2.8	70PAW11	950	
Fabric Wall Panel: 108	108	3.2	70PAY11	1012	

36 Height ±	w	36h	COM yd	Product No.	List \$
Fabric Wall Panel: 36X	36	1.8	70PAF21	476	
Fabric Wall Panel: 54X	54	2	70PAL21	776	
Fabric Wall Panel: 72X	72	2.3	70PAR21	833	
Fabric Wall Panel: 90X	90	2.8	70PAW21	950	
Fabric Wall Panel: 108X	108	3.2	70PAY21	1012	

36 Height units are not recommended for use with Shelving2 or Cabinet2 Wall Hatches.

Mounting cleats and hardware included.

Wall Hung Fabric Panels allow for cord passage between the panel and the wall.

Note: Fabric Panels over 96w are produced in two sections.

Shipping address for COM/COL materials and memo samples:
 TUOHY Furniture Corporation, P1 Upholstery Receiving, 42 Saint Albans Place, Chatfield, MN 55923



Please provide tagging information as needed for your project.

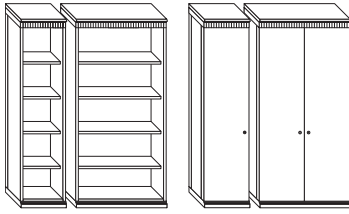


Specify: Product No. Hardware Finish:
 Quantity 712 Satin Black
 Tagging 713 Low Lustre Brass
 Wood Finish

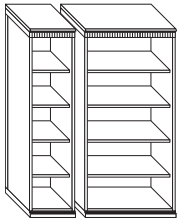
For quarter-sawn borders, specify
 Option BA, add 50%.
 • Denotes Item is illustrated.
 - Includes locks.

Available Species:
Cherry
Mahogany
Walnut

Towers72



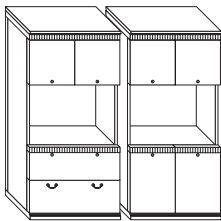
	w	15.9d	74.9h	Product No.	List \$
15 Deep Towers				Flush Ends/Back	
• Tower 72/15: Shelving 18	18			69TAA00	4838
• Tower 72/15: DblShelving 36	36			69TAF00	7116
• Tower 72/15: Cabinet LH 18	18			69TBA10	5042
• Tower 72/15: Cabinet RH 18	18			69TBA20	5042
• Tower 72/15: DblCabinet 36	36			69TBF00	8207



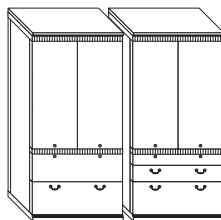
	w	24.9d	74.9h	Product No.	List \$
24 Deep Shelving				Flush Ends/Back	
• Tower 72/24: Shelving 18	18			69TAA30	5857
• Tower 72/24: DblShelving 36	36			69TAF30	8463



	w	24.9d	74.9h	Product No.	List \$
24 Deep Cabinets				Flush Ends/Back	
• Tower 72/24: Cabinet LH 18	18			69TBA40	6135
• Tower 72/24: Cabinet RH 18	18			69TBA50	6135
• Tower 72/24: DblCabinet 36	36			69TBF30	9970
• Tower 72/24: Garment LH 18	18			69TCA40	5731
• Tower 72/24: Garment RH 18	18			69TCA50	5731
• Tower 72/24: Garment:Cab 36	36			69TCF40	9559
• Tower 72/24: Cab:Garment 36	36			69TCF50	9559



	w	24.9d	74.9h	Product No.	List \$
24 Deep Shelving				Flush Ends/Back	
• Tower 72/24: Cab/Shlv/LatF 36	36			69THF30	10427
• Tower 72/24: Cab/Shlv/Cab 36	36			69TJF30	10148



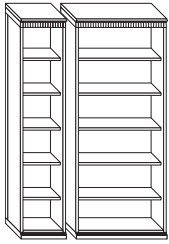
	w	24.9d	74.9h	Product No.	List \$
24 Deep Cabinet/Drawers				Flush Ends/Back	
• Tower 72/24: Cab/LatF 36	36			69TEF30	10856
• Tower 72/24: Cab/LatB/LatF 36	36			69TFF30	11171

§

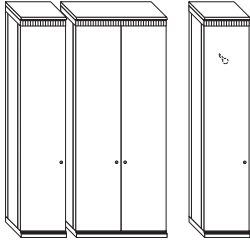
Add 1.7 to width

Units with glass doors include glass shelves and low voltage LED lights.

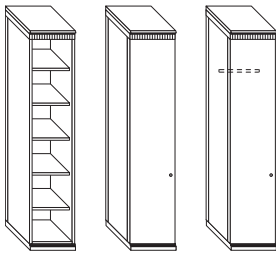
Towers85



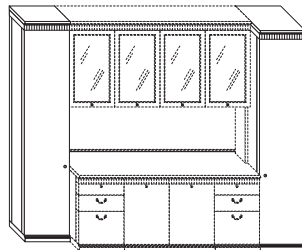
	15 Deep Shelving	w 15.9d 87.5h	Product No.	List \$
•	Tower 85/15: Shelving 18	18	69UAA00	5345
•	Tower 85/15: DblShelving 36	36	69UAF00	7366



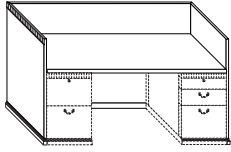
	15 Deep Cabinets	w 15.9d 87.5h	Flush Ends/Back	
•	Tower 85/15: Cabinet LH 18	18	69UBA10	5753
•	Tower 85/15: Cabinet RH 18	18	69UBA20	5753
•	Tower 85/15: DblCabinet 36	36	69UBF00	8463
•	Tower 85/15: Garment LH 18	18	69UCA10	5555
•	Tower 85/15: Garment RH 18	18	69UCA20	5555



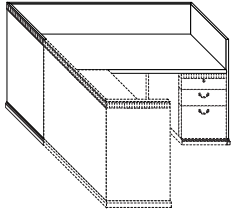
	24 Deep Towers	18w 24.9d 87.5h	Flush Ends/Back	
•	Tower 85/24: Shelving 18		69UAA30	6419
•	Tower 85/24: Cabinet LH 18		69UBA40	6951
•	Tower 85/24: Cabinet RH 18		69UBA50	6951
•	Tower 85/24: Garment LH 18		69UCA40	6672
•	Tower 85/24: Garment RH 18		69UCA50	6672



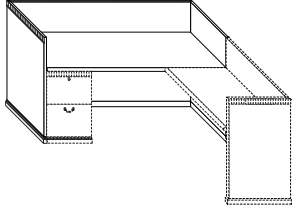
Desk/Credenza Shells



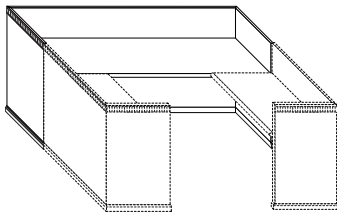
Desk/Credenza Shells	w	d	42h	Product No.	List \$
Gallery Desk/Cred: 66x24	68	25		69NGP03	6527
Gallery Desk/Cred: 66x30	68	31		69NGP05	6909
Gallery Desk/Cred: 72x24	74	25		69NGR03	6700
Gallery Desk/Cred: 72x30	74	31		69NGR05	7115
• Gallery Desk/Cred: 72x36	74	37		69NGR07	7570
Gallery Desk/Cred: 78x24	80	25		69NGT03	6878
Gallery Desk/Cred: 78x30	80	31		69NGT05	7258
Gallery Desk/Cred: 78x36	80	37		69NGT07	7721
Gallery Desk/Cred: 84x24	86	25		69NGV03	7000
Gallery Desk/Cred: 84x30	86	31		69NGV05	7398
Gallery Desk/Cred: 84x36	86	37		69NGV07	7869
Gallery Desk/Cred: 90x24	92	25		69NGW03	7245
Gallery Desk/Cred: 90x30	92	31		69NGW05	7592
Gallery Desk/Cred: 90x36	92	37		69NGW07	8065



Desk/Credenza Shell for LH Attach	w	d	42h	Product No.	List \$
Gallery Desk/Cred: LH 66x24	68	25		69NGP13	6870
Gallery Desk/Cred: LH 66x30	68	31		69NGP15	7248
Gallery Desk/Cred: LH 72x24	74	25		69NGR13	7037
Gallery Desk/Cred: LH 72x30	74	31		69NGR15	7448
• Gallery Desk/Cred: LH 72x36	74	37		69NGR17	7659
Gallery Desk/Cred: LH 78x24	80	25		69NGT13	7214
Gallery Desk/Cred: LH 78x30	80	31		69NGT15	7594
Gallery Desk/Cred: LH 78x36	80	37		69NGT17	8059
Gallery Desk/Cred: LH 84x24	86	25		69NGV13	7334
Gallery Desk/Cred: LH 84x30	86	31		69NGV15	7736
Gallery Desk/Cred: LH 84x36	86	37		69NGV17	8207
Gallery Desk/Cred: LH 90x24	92	25		69NGW13	7584
Gallery Desk/Cred: LH 90x30	92	31		69NGW15	7928
Gallery Desk/Cred: LH 90x36	92	37		69NGW17	8405



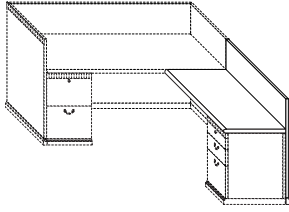
Desk/Credenza Shell for RH Attach	w	d	42h	Product No.	List \$
Gallery Desk/Cred: RH 66x24	68	25		69NGP23	6870
Gallery Desk/Cred: RH 66x30	68	31		69NGP25	7248
Gallery Desk/Cred: RH 72x24	74	25		69NGR23	7037
Gallery Desk/Cred: RH 72x30	74	31		69NGR25	7448
• Gallery Desk/Cred: RH 72x36	74	37		69NGR27	7659
Gallery Desk/Cred: RH 78x24	80	25		69NGT23	7214
Gallery Desk/Cred: RH 78x30	80	31		69NGT25	7594
Gallery Desk/Cred: RH 78x36	80	37		69NGT27	8059
Gallery Desk/Cred: RH 84x24	86	25		69NGV23	7334
Gallery Desk/Cred: RH 84x30	86	31		69NGV25	7736
Gallery Desk/Cred: RH 84x36	86	37		69NGV27	8207
Gallery Desk/Cred: RH 90x24	92	25		69NGW23	7584
Gallery Desk/Cred: RH 90x30	92	31		69NGW25	7928
Gallery Desk/Cred: RH 90x36	92	37		69NGW27	8405



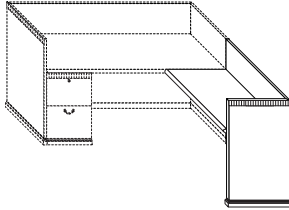
Desk/Credenza Shell for Dual Attach	w	d	42h	Product No.	List \$
Gallery Desk/Cred: Dual 84x30	86	31		69NGV35	8072
Gallery Desk/Cred: Dual 84x36	86	37		69NGV37	8542
Gallery Desk/Cred: Dual 90x30	92	31		69NGW35	8691
• Gallery Desk/Cred: Dual 90x36	92	37		69NGW37	8739

Product No. List \$

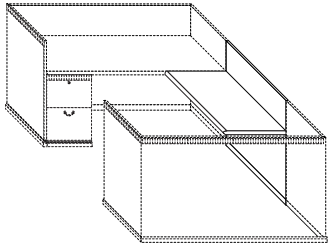
Runoff and Bridge Shells



Runoff w. Open End: LH & RH Attach	w	d	42h		
Gallery Runoff: Open End LH 42	43	25		69NHH13	3942
Gallery Runoff: Open End LH 48	49	25		69NHJ13	4163
Gallery Runoff: Open End LH 54	55	25		69NHL13	4588
Gallery Runoff: Open End RH 42	43	25		69NHH23	3942
• Gallery Runoff: Open End RH 48	49	25		69NHJ23	4163
Gallery Runoff: Open End RH 54	55	25		69NHL23	4588

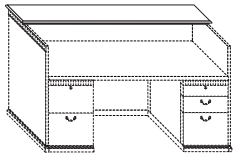


Runoff w. Panel End: LH & RH Attach	w	d	42h		
Gallery Runoff: Panel End LH 42	43	25		69NJH13	5011
Gallery Runoff: Panel End LH 48	49	25		69NJJ13	5232
Gallery Runoff: Panel End LH 54	55	25		69NJJ13	5657
Gallery Runoff: Panel End RH 42	43	25		69NHJ23	5011
• Gallery Runoff: Panel End RH 48	49	25		69NJJ23	5232
Gallery Runoff: Panel End RH 54	55	25		69NJJ23	5657

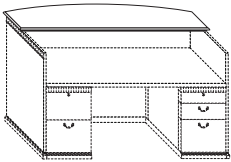


Bridge (Non-handed)	w	d	42h		
Gallery Bridge 42x18	42	18		69NKH01	4096
Gallery Bridge 48x18	48	18		69NKJ01	4220
Gallery Bridge 42x24	42	25		69NKH03	4163
• Gallery Bridge 48x24	48	25		69NKJ03	4290

Transaction Tops

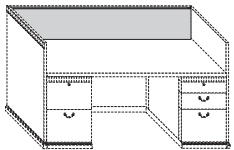


Transaction Top: Rectangular	w	13.7d	1.5th		
GalleryTop 66	68			69NTP03	1797
• GalleryTop 72	74			69NTR03	1841
GalleryTop 78	80			69NTS03	1873
GalleryTop 84	86			69NTV03	1896
GalleryTop 90	92			69NTW03	2028



Transaction Top: D-Shape	w	19.7d	1.5th		
GalleryTop/D 66	68			69NTP33	2426
• GalleryTop/D 72	74			69NTR33	2474
GalleryTop/D 78	80			69NTS33	2510
GalleryTop/D 84	86			69NTV33	2537
GalleryTop/D 90	92			69NTW33	2663

Fabric Panels



Fabric Panels	w	1 th	COM yd	12h (42 Panels)	
Gallery Fabric Pnl: 12	12		0.5	73NR0FF	332
Gallery Fabric Pnl: 18	18		0.6	73NRAFF	360
Gallery Fabric Pnl: 24	24		0.7	73NRCFF	391
Gallery Fabric Pnl: 30	30		1	73NRDFF	423
Gallery Fabric Pnl: 36	36		1.1	73NREFF	457
Gallery Fabric Pnl: 42	42		1.3	73NRHFF	550
Gallery Fabric Pnl: 48	48		1.5	73NRJFF	647
Gallery Fabric Pnl: 54	54		1.6	73NRLFF	740
Gallery Fabric Pnl: 60	60		1.7	73NRNFF	758
Gallery Fabric Pnl: 66	66		2	73NRPFF	775
• Gallery Fabric Pnl: 72	72		2.1	73NRRFF	789
Gallery Fabric Pnl: 78	78		2.3	73NRTFF	831
Gallery Fabric Pnl: 84	84		2.5	73NRVFF	862
Gallery Fabric Pnl: 90	90		2.7	73NRWFF	905

Shipping address for COM/COL materials and memo samples:
TUOHY Furniture Corporation, P1 Upholstery Receiving, 42 Saint Albans Place, Chatfield, MN 55923



Please provide tagging information as needed for your project.

Specify: Product Number • Denotes Item is illustrated.
Quantity
Tagging For quarter-sawn borders, specify
Wood Finish Option BA, add 50%.

Available Species:
Cherry
Mahogany
Walnut

PRICING & SPECIFICATION GUIDE
Axis Collection

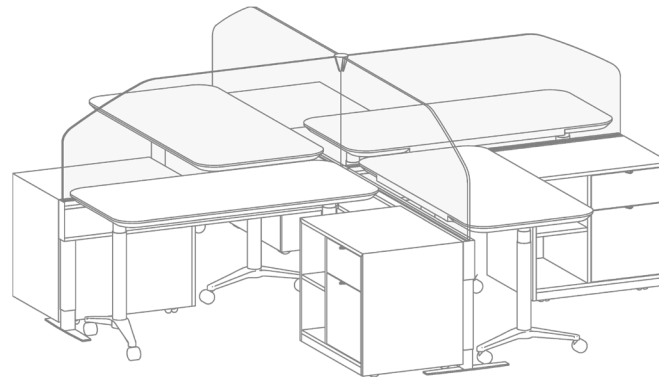
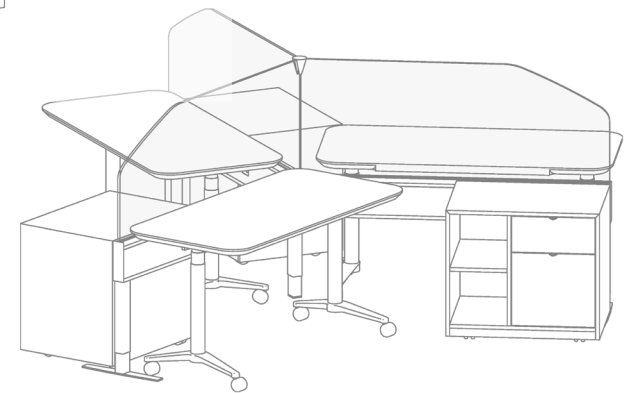
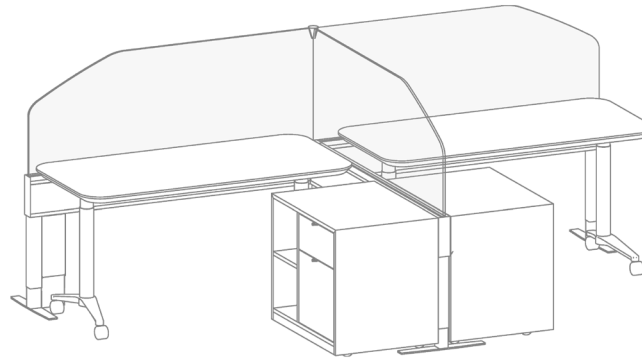
June 1, 2023

TUOHY

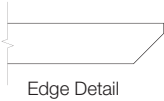
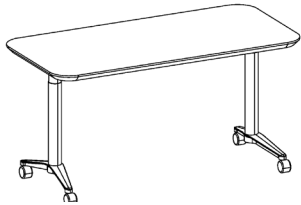


Casegoods: **Axis**

- | | |
|-------------------------------|------|
| Mobile Tables | AX3 |
| Mobile Pedestals | AX4 |
| Panel System | AX6 |
| Power Infeeds | AX7 |
| End Mount Pole | AX7 |
| Data Connectors | AX7 |
| Divider Screens | AX8 |
| Clear Glass | AX8 |
| Low-Iron Glass | AX9 |
| Grey Glass | AX10 |
| Bronze Glass | AX11 |
| Acid Etched on Clear Glass | AX12 |
| Acid-Etched on Low-Iron Glass | AX13 |
| Acoustic Panels | AX14 |



Mobile Tables
Height Adjustable



Description	Prod. No. Prefix	Top Material (specify by code)			Wire Management Basket (Optional)
		HPL	Wood 1	Wood 2	
Adj Ht Mobile Table, 26.5-52.5h		...HPL	...W1	...W2	WMB
• 60 x 30 Table	AXA6030...	3965	4175	4467	303
72 x 30 Table	AXA7230...	4071	4286	4586	303

To Include Wire Management Basket Append **WMB** to End of Product Number. Add Cost to List Price.

> To Order:

For product number, append Top Material Code to Prod. No. Prefix.
For list price, read across from Prefix Code and down from Top Material Code; price includes leg and foot finish option.
Ex. For 60x30 Table with Wood1 Top, product number is AXA6030W1; list price is \$4175.

! Notes:

HPL: Formica 949-58 White with PVC Edge.

Wood1: All TUOHY Wood1 offerings.

Wood2: All TUOHY Wood2 offerings.

Tops have Bevel Edge Detail.

Worksurfaces are undersized 1-in on all sides to allow for pinch point clearances.

All tables include Linak USB Charger with One USB Type A 7.5W, Two USB Type-C 50W. White Finish.

Linak USB Charger to be field mounted to top or bottom of worksurface. Plugs directly to control box.
Optional Wire Management Basket is finished MRB Resin Black; includes 6-outlet surge protector.

+ Options

Specify metal leg and foot finish: MRB Resin Black, MRW Resin White, MRSA Resin Satin Aluminum.

To Add Optional Baltic Birch Top Edgeband specify Option BB (no price change). Only available on Wood Tops.

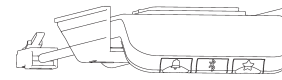
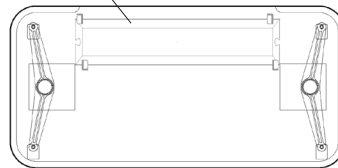
The BB Edge will receive the same stain as the veneer top which may result in a dramatic color contrast.

Desks are electric powered. See below for battery power for desk.



Baltic Birch Edgeband

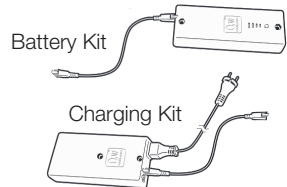
Optional Wire Management Basket



Adjustable Height Table Controller

Battery Power Options

Battery Kit	ELBK	731
Charging Kit	ELCK	150



! Notes:

Battery Kit includes Battery and 8-in cable to plug into desk control box.

Charging Kit includes 8-in cable, charger, and power cable.

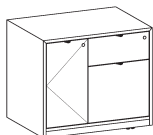
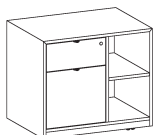
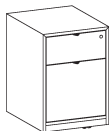
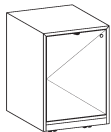
Wire Management Basket is recommended.

Specify: Product Number & Qty
Tagging
Wood Finish

• Denotes Item is illustrated.
- Includes locks.

Prices listed in Wood1 Finishes.

Mobile Pedestals, 26.75h
Mitered Construction



Pull Detail

Description	18d		21d	
	Prod. No.	List \$	Prod. No.	List \$
• Cabinet 18w LH	AXBCL18	2069	AXCCL18	2177
Cabinet 18w RH	AXBCR18	2069	AXCCR18	2177
Cabinet 20w LH	AXBCL20	2107	AXCCL20	2423
Cabinet 20w RH	AXBCR20	2107	AXCCR20	2423
Cabinet 30w DBL	AXBC30	2278	AXCC30	2620
Cabinet 36w DBL	AXBC36	2423	AXCC36	2786
• Box/File 18w	AXBR18	2346	AXCR18	2482
Box/File 20w	AXBR20	2375	AXCR20	2731
• Box/File18 - Open12 30w	AXBRA30	2627	AXCRA30	3021
Box/File18 - Open18 36w	AXBRA36	2801	AXCRA36	3221
Open12 - Box/File18 30w	AXBAR30	2627	AXCAR30	3021
Open18 - Box/File18 36w	AXBAR36	2801	AXCAR36	3221
Box/File18 - RH Cabinet12 30w	AXBRC30	2744	AXCRC30	3155
Box/File18 - RH Cabinet18 36w	AXBRC36	2869	AXCRC36	3299
• LH Cabinet12 - Box/File18 30w	AXBCR30	2744	AXCCR30	3155
LH Cabinet18 - Box/File18 36w	AXBCR36	2869	AXCCR36	3299

! Notes:

Mobile Pedestals are finished all sides
Mitered Construction

+ Options

Specify Pull Finish: MRB Resin Black, MRW Resin White, MRSA Resin Satin Aluminum
Locks are included standard. For No Locks Specify NL.

To add optional Baltic Birch Top Edgeband specify Option BB, No Price Change.

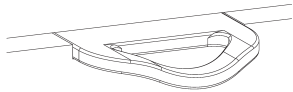
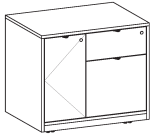
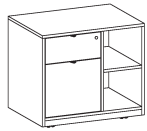
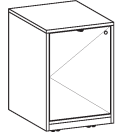
The BB Edge will receive the same stain as the veneer case which may result in a dramatic color contrast.

Specify: Product Number & Qty
Tagging
Wood Finish

- Denotes Item is illustrated.
- Includes locks.

Prices listed in Wood1 Finishes.

Mobile Pedestals, 26.75h
Butt-Joint Construction



Pull Detail

Description	18d		21d	
	Prod. No.	List \$	Prod. No.	List \$
• Cabinet 18w LH	AXDCL18	1490	AXECL18	1567
Cabinet 18w RH	AXDCR18	1490	AXECR18	1567
Cabinet 20w LH	AXDCL20	1517	AXECL20	1745
Cabinet 20w RH	AXDCR20	1517	AXECR20	1745
Cabinet 30w DBL	AXDC30	1640	AXEC30	1886
Cabinet 36w DBL	AXDC36	1745	AXEC36	2006
• Box/File 18w	AXDR18	1689	AXER18	1787
Box/File 20w	AXDR20	1710	AXER20	1967
• Box/File18 - Open12 30w	AXDRA30	1892	AXERA30	2175
Box/File18 - Open18 36w	AXDRA36	2017	AXERA36	2319
Open12 - Box/File18 30w	AXDAR30	1892	AXEAR30	2175
Open18 - Box/File18 36w	AXDAR36	2017	AXEAR36	2319
Box/File18 - RH Cabinet12 30w	AXDRC30	1976	AXERC30	2272
Box/File18 - RH Cabinet18 36w	AXDRC36	2066	AXERC36	2375
• LH Cabinet12 - Box/File18 30w	AXDCR30	1921	AXECR30	2272
LH Cabinet18 - Box/File18 36w	AXDCR36	2008	AXECR36	2375

! Notes:

Mobile Pedestals are finished all sides
Butt-Joint Construction

+ Options

Specify Pull Finish: MRB Resin Black, MRW Resin White, MRSA Resin Satin Aluminum
Locks are included standard. For No Locks Specify NL.

To add optional Baltic Birch Top Edgeband specify Option BB, No Price Change.

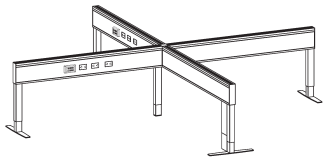
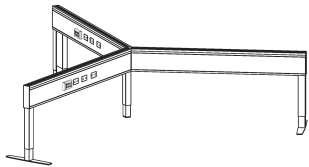
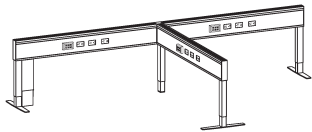
The BB Edge will receive the same stain as the veneer case which may result in a dramatic color contrast.

Specify: Product Number & Qty
Tagging
Wood Finish

- Denotes Item is illustrated.
- Includes locks.

Prices listed in Wood1 Finishes.

Panel System, 26.8h



Description	Product No.	List \$	+ Cover Panel (Optional)	
			Wood1	Wood2
T-Station (2 Person)			W1	W2
60 x 60 x 60	AXFA	6377	1607	1688
• 60 x 60 x 72	AXFB	6563	1925	2021
72 x 72 x 60	AXFC	6689	1925	2021
72 x 72 x 72	AXFD	6841	1747	1835
Y-Station (3 Person)			W1	W2
• 60 x 60 x 60	AXGA	6170	1607	1688
72 x 72 x 72	AXGB	6633	1747	1835
X-Station (4 Person)			W1	W2
• 60 x 60 x 60 x 60	AXHA	7970	1865	1958
60 x 72 x 60 x 72	AXHB	8311	2480	2603
72 x 72 x 72 x 72	AXHC	8600	2302	2417



For Optional Cover Panel, append the Cover Panel Code to the Prod. No. add Cost to List Price.

! Notes:

- Each Powered Beam includes 15 Amp Outlets, (2) Circuit 1 Outlets, and (1) Circuit 4 Outlets.
- Each Powered Beam includes Single Gang Plate Adapter and 6 Port Data Gang Plate.
- Data Connectors and/or Hole Blanks need to be ordered separately.
- Each Station includes Infeed Box.
- Specify Divider Screens from listing on page AX8-AX13

+ Options:

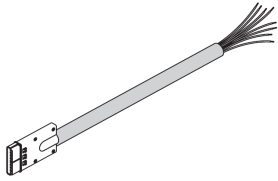
- Specify Panel System Finish: Black (~MRB). Power Receptacles are Black.
- Satin White (~MRW). Power Receptacles are White
- Metallic Silver (~MRSA). Power Receptacles are Black.
- For Chicago Code append CC to end of Product Number; No price change. See Following Notes Specific to Chicago Code:
 - Junction box allows for two Single Gang Outlets per side.
 - Junction boxes do not include electrical connectors.
 - Boxes are UL Listed.
 - Boxes have standard 0.875-in knockouts for electrical connectors.
 - Junction boxes can be used with either 15 Amp or 20 Amp Single Gang Outlets.
 - Standard NEMA outlets.
 - Decorative outlets cannot be used.

Specify: Product Number & Qty
Tagging
Wood Finish

- Denotes Item is illustrated.
- Includes locks.

Prices listed in Wood1 Finishes.

Power Infeeds



Description	Product No.	List \$
Power Infeeds - 8 Wire 4 Circuit Hardwire		
72-in Infeed	AXJ-72	371
72-in New York Infeed	AXJ-NY	737
144-in Ceiling Infeed*	AXJ-144	434

! Notes:

Side-mount Base In-feeds provide interface with building power at the end of the power units and mounts to the powerway at the jumper location.
 Each Base In-feed is 6-in length, encased in "Liquid Tight".
 New York City Code requires the use of a special Base Feed with an In-line Junction Box.
 The Power Infeeds are Not available in a Soft Plug option.
 *Ceiling Infeed Option requires a separately specified End Mount Pole.

End Mount Pole

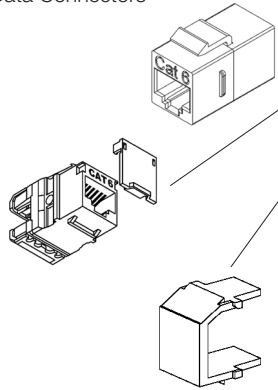


End Mount Pole	AXKA	1220
----------------	------	------

! Notes:

End Mount Poles are used for concealing In-Feeds or Data Cables from a Max 11-Ft 6-in standard suspended ceiling.
 Order Ceiling Infeed Separately.
 Poles Must be attached to ceiling grid at time of installation. Beam will not support End Mount Pole alone.
 Poles are Not UL listed for splicing cables in pole and are for Aesthetic Purposes Only.
 Specify End Mount Pole finish: Black (~MRB), Satin White (~MRW), Metallic Silver (~MRSA)

Data Connectors



Data		
Cat 6 Inline Coupler, Black	AXLA	7
Cat 6 MT-Series Keystone, Black	AXLB	7
Blank Keystone Module (10-Pack), Black	AXLC	35

! Notes:

Each Data Plate in the Panel System Includes 6 Ports.



Specify: Product Number & Qty
 Tagging
 Wood Finish

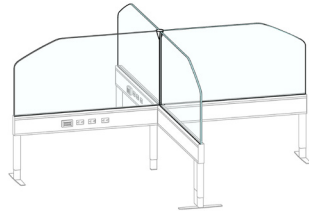
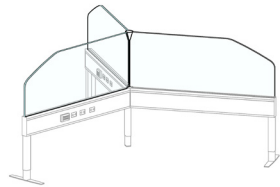
- Denotes Item is illustrated.
- Includes locks.

Prices listed in Wood1 Finishes.

Divider Screens

Clear Glass

Divider Screen only.
See pg AX6 for Cooresponding
Panel System.



Description	Product No.	List \$	Product No.	List \$	Product No.	List \$
Glass Divider for T-Station (2 Person)	16"h (42" Installed)		28"h (54" Installed)		34"h (60" Installed)	
60 x 60 x 60	• AXFAU16	1166	AXFAU28	2452	AXFAU34	2806
60 x 60 x 72	AXFBU16	1223	AXFBU28	2573	AXFBU34	2948
72 x 72 x 60	AXFCU16	1279	AXFCU28	2695	AXFCU34	3089
72 x 72 x 72	AXFDU16	1336	AXFDU28	2816	AXFDU34	3231
Glass Divider for Y-Station (3 Person)	16"h (42" Installed)		28"h (54" Installed)		34"h (60" Installed)	
60 x 60 x 60	AXGAU16	1166	• AXGAU28	2452	AXGAU34	2806
72 x 72 x 72	AXGDU16	1336	AXGDU28	2816	AXGDU34	3231
Glass Divider for X-Station (4 Person)	16"h (42" Installed)		28"h (54" Installed)		34"h (60" Installed)	
60 x 60 x 60 x 60	AXHAU16	1494	AXHAU28	3203	• AXHAU34	3674
60 x 72 x 60 x 72	AXHBU16	1607	AXHBU28	3445	AXHBU34	3958
72 x 72 x 72 x 72	AXHDU16	1720	AXHDU28	3688	AXHDU34	4241

! Notes:

Divider Screen Product Numbers include a complete set of divider screens for the panel system layout.
Ex. AXFAU16 Includes three 16h Clear Glass Divider Screens to be used with the item number AXFA panel sytem listed on page AX6.

Specify: Product Number & Qty
Tagging
Wood Finish

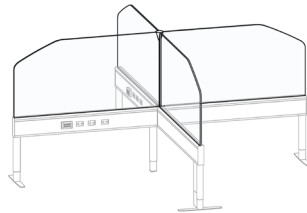
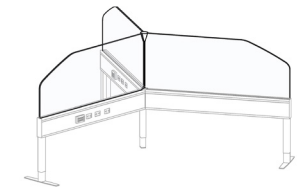
- Denotes Item is illustrated.
- Includes locks.

Prices listed in Wood1 Finishes.

Divider Screens

Low-Iron Glass

Divider Screen only.
See pg AX6 for Cooresponding
Panel System.



Description	Product No.	List \$	Product No.	List \$	Product No.	List \$
Glass Divider for T-Station (2 Person)	16"h (42" Installed)		28"h (54" Installed)		34"h (60" Installed)	
60 x 60 x 60	• AXFAV16	1287	AXFAV28	2684	AXFAV34	3089
60 x 60 x 72	AXFBV16	1352	AXFBV28	2821	AXFBV34	3248
72 x 72 x 60	AXFCV16	1415	AXFCV28	2957	AXFCV34	3409
72 x 72 x 72	AXFDV16	1480	AXFDV28	3094	AXFDV34	3569
Glass Divider for Y-Station (3 Person)	16"h (42" Installed)		28"h (54" Installed)		34"h (60" Installed)	
60 x 60 x 60	AXGAV16	1287	• AXGAV28	2684	AXGAV34	3089
72 x 72 x 72	AXGDV16	1480	AXGDV28	3094	AXGDV34	3569
Glass Divider for X-Station (4 Person)	16"h (42" Installed)		28"h (54" Installed)		34"h (60" Installed)	
60 x 60 x 60 x 60	AXHAV16	1655	AXHAV28	3513	• AXHAV34	4052
60 x 72 x 60 x 72	AXHBV16	1784	AXHBV28	3785	AXHBV34	4371
72 x 72 x 72 x 72	AXHDV16	1913	AXHDV28	4058	AXHDV34	4691

! Notes:

Divider Screen Product Numbers include a complete set of divider screens for the panel system layout.
Ex. AXFAV16 Includes three 16h Low-Iron Glass Divider Screens to be used with the item number AXFA panel sytem listed on page AX6.

Specify: Product Number & Qty
Tagging
Wood Finish

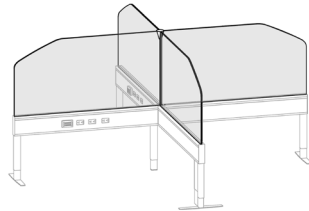
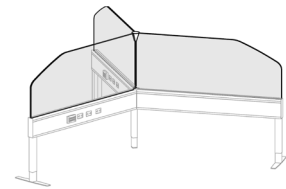
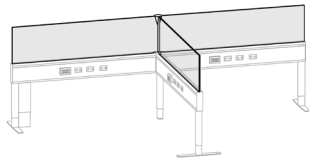
- Denotes Item is illustrated.
- Includes locks.

Prices listed in Wood1 Finishes.

Divider Screens

Grey Glass

Divider Screen only.
See pg AX6 for Cooresponding
Panel System.



Description	Product No.	List \$	Product No.	List \$	Product No.	List \$
Glass Divider for T-Station (2 Person)						
	16"h (42" Installed)		28"h (54" Installed)		34"h (60" Installed)	
60 x 60 x 60	• AXFAW16	1716	AXFAW28	3518	AXFAW34	4055
60 x 60 x 72	AXFBW16	1798	AXFBW28	3698	AXFBW34	4267
72 x 72 x 60	AXFCW16	1879	AXFCW28	3878	AXFCW34	4478
72 x 72 x 72	AXFDW16	1961	AXFDW28	4059	AXFDW34	4691
Glass Divider for Y-Station (3 Person)						
	16"h (42" Installed)		28"h (54" Installed)		34"h (60" Installed)	
60 x 60 x 60	AXGAW16	1716	• AXGAW28	3518	AXGAW34	4055
72 x 72 x 72	AXGDW16	1961	AXGDW28	4059	AXGDW34	4691
Glass Divider for X-Station (4 Person)						
	16"h (42" Installed)		28"h (54" Installed)		34"h (60" Installed)	
60 x 60 x 60 x 60	AXHAW16	2228	AXHAW28	4623	• AXHAW34	5339
60 x 72 x 60 x 72	AXHBW16	2390	AXHBW28	4985	AXHBW34	5763
72 x 72 x 72 x 72	AXHDW16	2553	AXHDW28	5346	AXHDW34	6188

! Notes:

Divider Screen Product Numbers include a complete set of divider screens for the panel system layout.
Ex. AXFAW16 Includes three 16h Grey Glass Divider Screens to be used with the item number AXFA panel sytem listed on page AX6.

Specify: Product Number & Qty
Tagging
Wood Finish

- Denotes Item is illustrated.
- Includes locks.

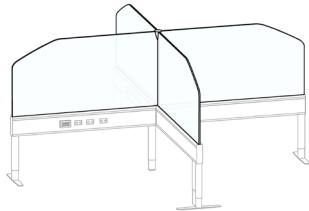
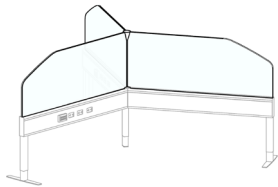
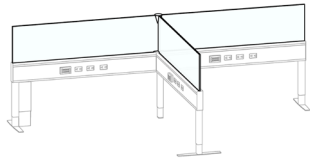
Prices listed in Wood1 Finishes.

Divider Screens

Acid Etched on Clear Glass

Divider Screen only.

See pg AX6 for Cooresponding Panel System.



Description	Product No.	List \$	Product No.	List \$	Product No.	List \$
Glass Divider for T-Station (2 Person)	16"h (42" Installed)		28"h (54" Installed)		34"h (60" Installed)	
60 x 60 x 60	• AXFAX16	1491	AXFAX28	3078	AXFAX34	3566
60 x 60 x 72	AXFBX16	1569	AXFBX28	3240	AXFBX34	3757
72 x 72 x 60	AXFCX16	1646	AXFCX28	3401	AXFCX34	3947
72 x 72 x 72	AXFDX16	1724	AXFDX28	3563	AXFDX34	4139
Glass Divider for Y-Station (3 Person)	16"h (42" Installed)		28"h (54" Installed)		34"h (60" Installed)	
60 x 60 x 60	AXGAX16	1491	• AXGAX28	3078	AXGAX34	3566
72 x 72 x 72	AXGDX16	1724	AXGDX28	3563	AXGDX34	4139
Glass Divider for X-Station (4 Person)	16"h (42" Installed)		28"h (54" Installed)		34"h (60" Installed)	
60 x 60 x 60 x 60	AXHAX16	1928	AXHAX28	4037	• AXHAX34	4688
60 x 72 x 60 x 72	AXHBX16	2083	AXHBX28	4361	AXHBX34	5070
72 x 72 x 72 x 72	AXHDX16	2237	AXHDX28	4685	AXHDX34	5451

! Notes:

Divider Screen Product Numbers include a complete set of divider screens for the panel system layout.

Ex. AXFAX16 Includes three 16h Acid Etched on Clear Glass Divider Screens to be used with the item number AXFA panel sytem listed on page AX6.

Specify: Product Number & Qty
Tagging
Wood Finish

- Denotes Item is illustrated.
- Includes locks.

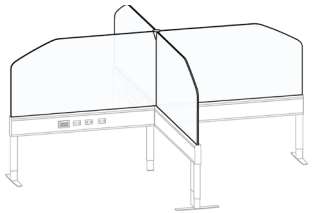
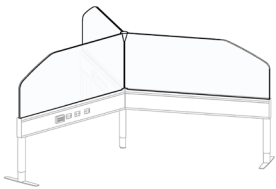
Prices listed in Wood1 Finishes.

Divider Screens

Acid Etched on Low-Iron Glass

Divider Screen only.

See pg AX6 for Cooresponding Panel System.



Description	Product No.	List \$	Product No.	List \$	Product No.	List \$
Glass Divider for T-Station (2 Person)	16"h (42" Installed)		28"h (54" Installed)		34"h (60" Installed)	
60 x 60 x 60	• AXFAY16	1710	AXFAY28	3499	AXFAY34	4077
60 x 60 x 72	AXFBY16	1802	AXFBY28	3688	AXFBY34	4301
72 x 72 x 60	AXFCY16	1893	AXFCY28	3876	AXFCY34	4524
72 x 72 x 72	AXFDY16	1985	AXFDY28	4065	AXFDY34	4748
Glass Divider for Y-Station (3 Person)	16"h (42" Installed)		28"h (54" Installed)		34"h (60" Installed)	
60 x 60 x 60	AXGAY16	1710	• AXGAY28	3499	AXGAY34	4077
72 x 72 x 72	AXGDY16	1985	AXGDY28	4065	AXGDY34	4748
Glass Divider for X-Station (4 Person)	16"h (42" Installed)		28"h (54" Installed)		34"h (60" Installed)	
60 x 60 x 60 x 60	AXHAY16	2219	AXHAY28	4598	• AXHAY34	5369
60 x 72 x 60 x 72	AXHBY16	2402	AXHBY28	4976	AXHBY34	5816
72 x 72 x 72 x 72	AXHDY16	2585	AXHDY28	5354	AXHDY34	6263

! Notes:

Divider Screen Product Numbers include a complete set of divider screens for the panel system layout.

Ex. AXFAY16 Includes three 16h Acid Etched on Low-Iron Glass Divider Screens to be used with the item number AXFA panel sytem listed on page AX6.

Specify: Product Number & Qty
Tagging
Wood Finish

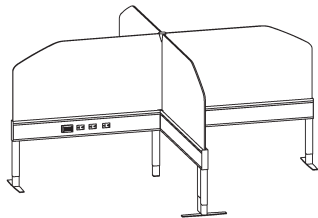
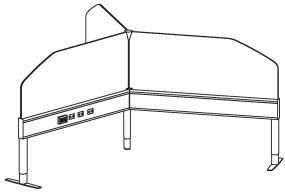
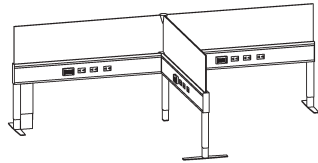
- Denotes Item is illustrated.
- Includes locks.

Prices listed in Wood1 Finishes.

Divider Screens

Acoustic

Divider Screen only.
See pg AX6 for Cooresponding
Panel System.



Description	Product No.	List \$	Product No.	List \$	Product No.	List \$
Acoustic Divider for T-Station (2 Person)	16"h (42" Installed)		28"h (54" Installed)		34"h (60" Installed)	
60 x 60 x 60	• AXFAZ16	1313	AXFAZ28	1313	AXFAZ34	2269
60 x 60 x 72	AXFBZ16	1315	AXFBZ28	1643	AXFBZ34	2270
72 x 72 x 60	AXFCZ16	1313	AXFCZ28	1973	AXFCZ34	2270
72 x 72 x 72	AXFDZ16	1319	AXFDZ28	2303	AXFDZ34	2272
Acoustic Divider for Y-Station (3 Person)	16"h (42" Installed)		28"h (54" Installed)		34"h (60" Installed)	
60 x 60 x 60	AXGAZ16	1313	• AXGAZ28	1313	AXGAZ34	2269
72 x 72 x 72	AXGDZ16	1319	AXGDZ28	2303	AXGDZ34	2272
Acoustic Divider for X-Station (4 Person)	16"h (42" Installed)		28"h (54" Installed)		34"h (60" Installed)	
60 x 60 x 60 x 60	AXHAZ16	1683	AXHAZ28	1314	• AXHAZ34	2271
60 x 72 x 60 x 72	AXHBZ16	1688	AXHBZ28	2344	AXHBZ34	2960
72 x 72 x 72 x 72	AXHDZ16	1692	AXHDZ28	3005	AXHDZ34	2962

! Notes:

Divider Screen Product Numbers include a complete set of divider screens for the panel system layout.
Ex. AXFAZ16 Includes three 16h Acoustic Divider Screens to be used with the item number AXFA panel sytem listed on page AX6.
Acoustic Panels are Not Self-Healing. They Should Not be Used as Tackable Panels.

+ Options:

Specify Acoustic Color: Carbon, Graphite, Snow, Taupe, Whisper. Other Colors Available Upon Request.

Acoustic Standard Color Options:



Other colors available upon request:



Product Variances | Variation in fiber and color and patterning may occur.

Due to the nature of non-woven materials, light may pass through in any thickness or color. A translucent appearance is most apparent in lighter colors and thin material when a light source is present behind the material. Tuohy makes no claims or warranties about the material performing as opaque in any circumstance. To verify a products performance for light transmittance, a mockup of the specific intended use is recommended.

PRICING & SPECIFICATION GUIDE
Coda Collection

May 1, 2023

TUOHY



Casegoods: **Coda**

Drawer Layouts	AC2
Statement of Line	AC3
Plinth-Tables	AC4
Vee-Tables	AC4
Wire-Tables	AC4
X-Tables	AC4
Runoffs	AC5
Bridges	AC5
Credenzas	AC6
Wall Panels	AC8
Wall Panel Cabinets	AC9
Wall-Hung Storage	AC9
Wall Panel Shelves	AC9



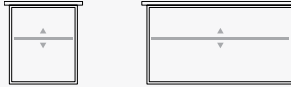
Design:
Jess Sorel, Sorel Studio

Drawer Layouts: Plan View



Slides: Side-Mount

Pedestal Units 21d
 Drawers 16d

16w 32w



Lateral Filing



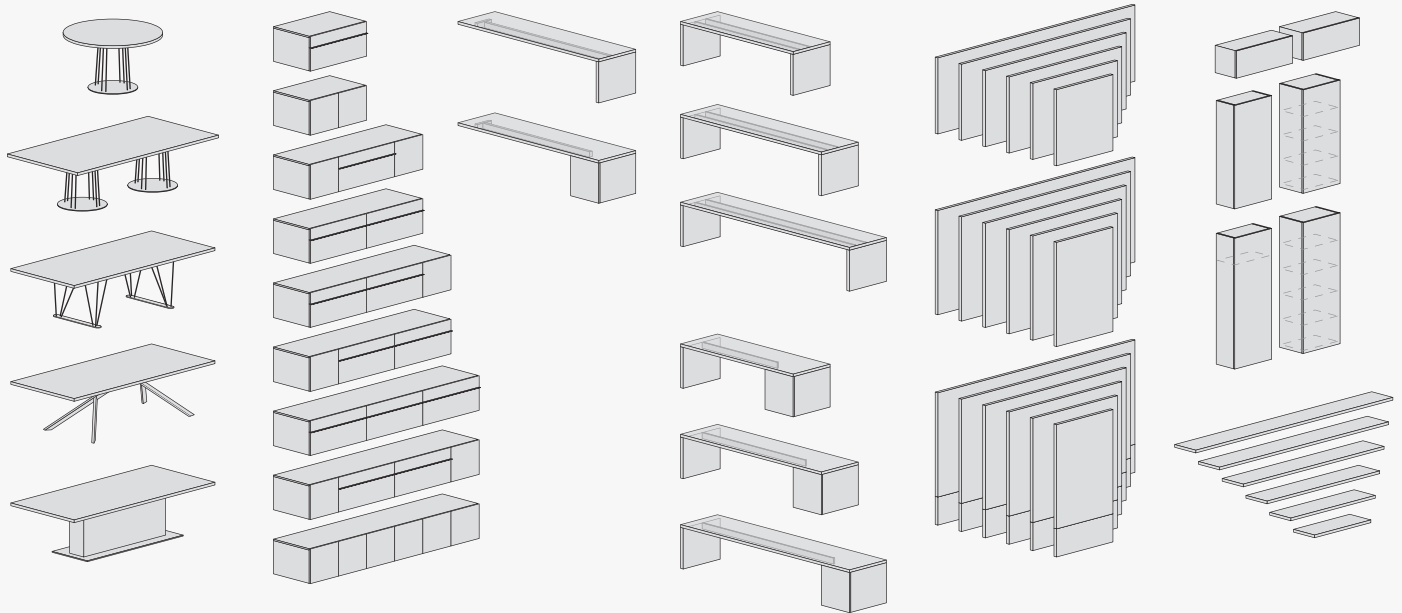
Front-to-Back Filing



DRAWER CONSTRUCTION

- Legal Filing
- Letter Filing
- Adjustable Divider

Statement of Line



Tables

Base Formats:
Wire, Vee, X and Plinth

Sizes:
72w 36d, 80w 36d, 80w 42d, and 40 diam on Wire base only.

Base Materials:
Bases are steel or aluminum with a resin brushed finish; Vee, X and Plinth bases also available in MPC Polished Chrome.

Credenzas

Storage Types:
Hinged Cabinets, Box/File Drawers.

Sizes: Depth is 21d unfinished back and 21.8d finished back. Height is 16.5 inches. Widths are 32w, 48w, 64w, 80w, and 96w.

Drawer Construction:
Five-sided drawers solid wood boxes with exposed English dovetails; plywood bottoms are dadoed into the box walls.

Pull Hardware:
Blade style pulls with MBN Brushed Nickel finish.

Bridges and Runoffs

Formats:
Available with panel ends and/or a swing-door cabinet.

Sizes: Depth is 21d unfinished back and 21.8d finished back. Height is 24 inches. Widths are 80w on Bridges and 64w, 80w, and 96w on Runoffs.

Wall Panels

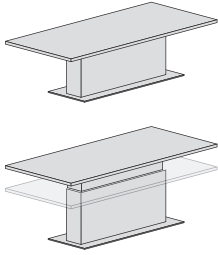
Panel Types:
All panels are wall-hung at either 6 inches or 21.4 inches above the floor line, and may receive overhead storage or shelving.

Sizes: All panels are 1.5 inches thick and available at two mounted heights—63 and 79 inches (nominal).

Wall & Panel Storage

Formats:
Overhead Cabinet (wall-mounted and panel-mounted versions); wall-mounted wardrobe cabinets; wall-mounted cabinets with shelves; and panel-mounted fixed shelves.

Plinth-Tables



				ProdNo.	List \$	ProdNo.	List \$
Wood1 Top and Plinth ‡	w	d	29.9h	MBSS Base Plate		PolChrome Base Plate	
Coda-Plinth Table 72w 36d	72	36		QAPR7236	6184	QAPC7236	9749
• Coda-Plinth Table 80w 36d	80	36		QAPR8036	6377	QAPC8036	9947
Wood1 Adjustable Top and Plinth ‡	w	d	29.9-48.4h	MBSS Base Plate		PolChrome Base Plate	
Coda-Plinth Adjust Table 72w 36d	72	36		QALR7236	9407	QALC7236	12923
• Coda-Plinth Adjust Table 80w 36d	80	36		QALR8036	9629	QALC8036	13120

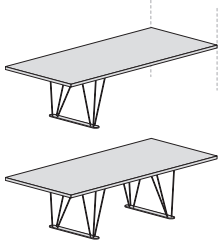
! Notes:

Tops are 1.5-in thick with square-cut edges.
 Base Plate finishes are MBSS Brushed Stainless Steel and MPC Polished Chrome, as listed above.
 Adjustable-height tables operate on an electrical lift. Units include a 3-wire plug.

+ Options:

Stone tops are available on a project basis; inquire with Customer Service.

Vee-Tables



				Resin Solid Colors Base	PolChrome Base	
Wood1 Top, Single Base ‡	w	d	29.9h			
Coda-V Table-to-Panel 72w 36d	72	36		QAVRP7236	2595 QAVCP7236	4422
Wood1 Top, Double Base ‡	w	d	29.9h	Resin Solid Colors Base	PolChrome Base	
Coda-V Table 72w 36d	72	36		QAVR7236	5343 QAVC7236	6925
• Coda-V Table 80w 36d	80	36		QAVR8036	5451 QAVC8036	7023
Coda-V Table 80w 40d	80	40		QAVR8040	5509 QAVC8040	7109

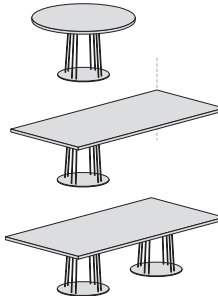
! Notes:

Tops are 1.5-in thick with square-cut edges.
 Bases available in all resin solid colors and MPC Polished Chrome; note prices for each above.

+ Options:

Stone tops are available on a project basis; inquire with Customer Service.

Wire-Tables



				Resin Solid Colors Base	
Wood1 Top, Single Base ‡	w	d	29.9h		
• Coda-Wire Table 40 diam	40	diam		QAWR40	4670
Coda-Wire Table-to-Panel 72w 36d	72	36		QAWRP7236	4877
Wood1 Top, Double Base ‡	w	d	29.9h	Resin Solid Colors Base	
Coda-Wire Table 72w 36d	72	36		QAWR7236	8088
• Coda-Wire Table 80w 36d	80	36		QAWR8036	8165
Coda-Wire Table 80w 40d	80	40		QAWR8040	8257

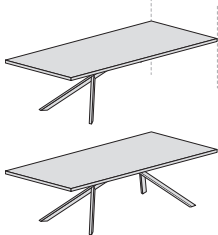
! Notes:

Tops are 1.5-in thick with square-cut edges.
 Base available in all resin solid colors.

+ Options:

Stone tops are available on a project basis; inquire with Customer Service.

X-Tables



				MRBAS Base	MPA Pol.Alum. Base	
Wood1 Top, Single Base ‡	w	d	29.9h			
Coda-X Table-to-Panel 72w 36d	72	36		QAXRP7236	2519 QAXPP7236	3891
Wood1 Top, Double Base ‡	w	d	29.9h	MRBAS Base	MPA Pol.Alum. Base	
Coda-X Table 72w 36d	72	36		QAXR7236	5899 QAXP7236	8253
• Coda-X Table 80w 36d	80	36		QAXR8036	5957 QAXP8036	8310
Coda-X Table 80w 40d	80	40		QAXR8040	6015 QAXP8040	8368

! Notes:

Tops are 1.5-in thick with square-cut edges.
 Standard base finishes are MRBAS Resin Brushed Aluminum-Steel Tint and MPA Polished Aluminum.

+ Options:

Stone tops are available on a project basis; inquire with Customer Service.

Resin solid colors:

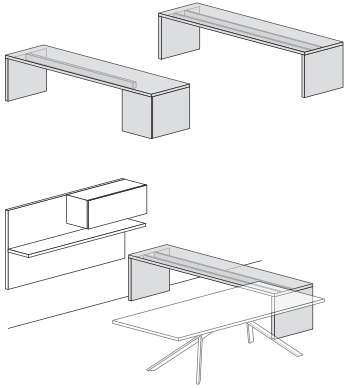
- MRB Resin Black
- MRBM Resin Black Matte
- MRSA Resin Satin Aluminum
- MRTG Resin Thunder Gray
- MRW Resin White
- MRBZ Resin Bronze

Specify: Product Number
 Quantity
 Tagging
 Wood Finish
 Hardware Finish

- Denotes Item is illustrated.
- Includes locks.
- ‡ Requires field sub-assembly.

Prices listed in Wood1 Finishes.

Runoffs



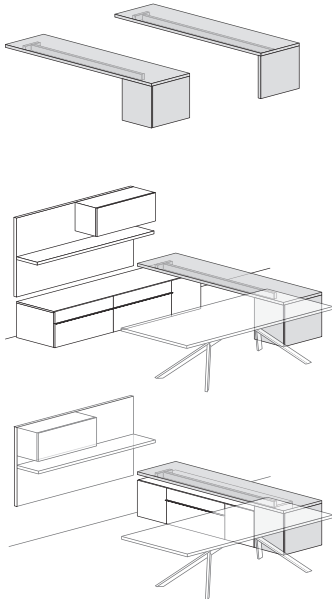
			ProdNo.	List \$	ProdNo.	List \$
Wood1 Panel-Panel ‡	w 21d* 24h	Non-Handed				
Runoff Panel-Panel 64w	64		QDP64	1997		
• Runoff Panel-Panel 80w	80		QDP80	2310		
Wood1 Panel-SwingCabinet ‡	w 21d* 24h	Unfinished Back			Finished Back*	
• Runoff Panel-SwCab 64w LH	64		QDSUL64	3131	QDSFL64	3363
Runoff SwCab-Panel 64w RH	64		QDSUR64	3131	QDSFR64	3363
Runoff Panel-SwCab 80w LH	80		QDSUL80	3221	QDSFL80	3458
Runoff SwCab-Panel 80w RH	80		QDSUR80	3221	QDSFR80	3458
Runoff Panel-SwCab 96w LH	96		QDSUL96	3316	QDSFL96	3552
Runoff SwCab-Panel 96w RH	96		QDSUR96	3316	QDSFR96	3552

! Notes:

Tops are 1.5-in thick with square-cut edges.

*Depth increases to 21.75-in on Finished Back units.

Bridges



Wood1 Panel End ‡	80w 21d* 24h	Non-Handed				
• Bridge Panel End			QEP80	2426		
Wood1 SwingCabinet End ‡	80w 21d* 24h	Unfinished Back			Finished Back*	
• Bridge CredAttach-SwCab LH			QESUL80	3674	QESFL80	3761
Bridge SwCab-CredAttach RH			QESUR80	3674	QESFR80	3761

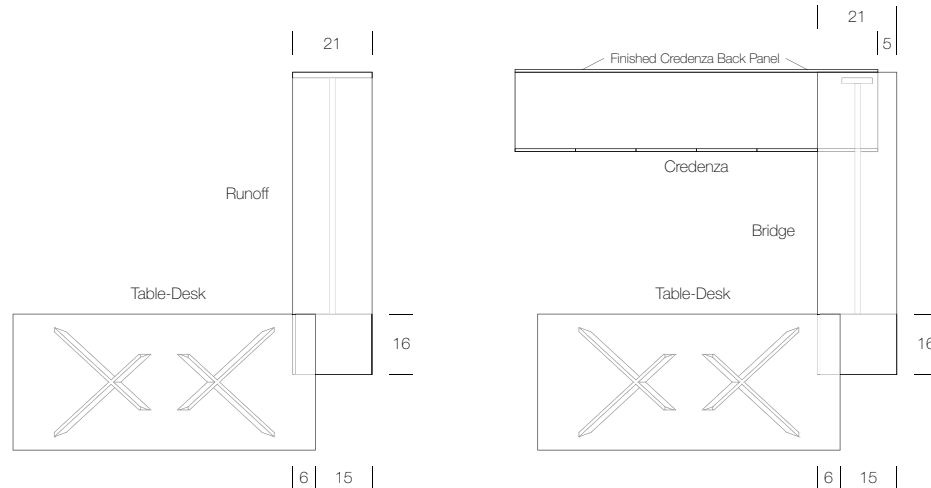
! Notes:

Tops are 1.5-in thick with square-cut edges.

*Depth increases to 21.75-in on Finished Back units.

Handedness is determined by the credenza connection end.

Bridges may be used with a credenza in-line, to function as a runoff.

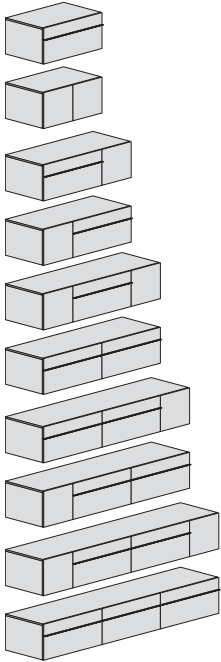


Specify: Product Number
Quantity
Tagging
Wood Finish
Hardware Finish

- Denotes Item is illustrated.
- Includes locks.
- ‡ Requires field sub-assembly.

Prices listed in Wood1 Finishes.

Credenzas



		ProdNo.	List \$	ProdNo.	List \$
Wood1 Finished Ends/Top	↵			Unfinished Back	Finished Back*
Credenza: B/F	32	QF2U	3462	QF2F	4535
Credenza: DblCab	32	QFNU	3479	QFNF	4929
Credenza: B/F-Cab	48	QF2RU	4760	QF2RF	5730
Credenza: Cab-B/F	48	QFL2U	4760	QFL2F	5730
Credenza: Cab-B/F-Cab	64	QFL2RU	6295	QFL2RF	7348
Credenza: B/F-B/F	64	QF22U	6008	QF22F	7059
Credenza: B/F-B/F-Cab	80	QF22RU	7133	QF22RF	8495
Credenza: Cab-B/F-B/F	80	QFL22U	7133	QFL22F	8495
Credenza: Cab-B/F-B/F-Cab	96	QFL22RU	8281	QFL22RF	9724
Credenza: B/F-B/F-B/F	96	QF222U	7999	QF222F	9440

! Notes:

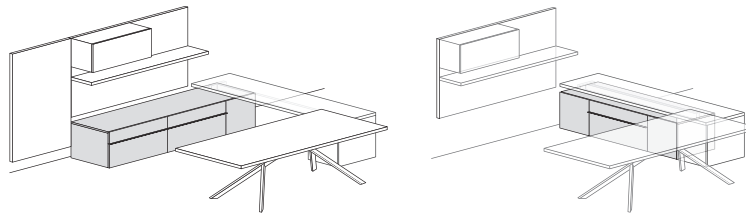
All door and drawer sets have a shaped top edge/pull.

Box/File (B/F) units have a blade pull on the file drawer; finish is MBN Brushed Nickel.

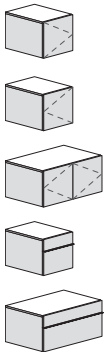
*Depth increases to 21.75-in on Finished Back units.

+ Options:

Face Locks are included on all drawer and door pedestals. For no locks, specify Option NL.



Modular Credenza Storage



Wood1	↵	w	21d	19.5h	Unfinished Sides/Back	
Credenza Storage Modules					QFM	0
					Spec Code	↑
Cabinet LH		16			CL16	1765
Cabinet RH		16			CR16	1765
Double Cabinet		32			C32	2207
Box/File 16w		16			R16	1916
Box/File 32w		32			R32	2325

! Notes:

To order, specify the item number listed at top, then list the Spec Codes in L to R order in your description.

The total price is the sum of the prices for the Spec Codes you itemized.

Tops must be ordered separately and are flush to the pedestal front and back.

All door and drawer sets have a shaped top edge/pull.

Box/File units have a blade pull on the file drawer; finish is MBN Brushed Nickel.

+ Options:

Face Locks are included on all drawer and door pedestals. For no locks, specify Option NL.

344.

111.

111.

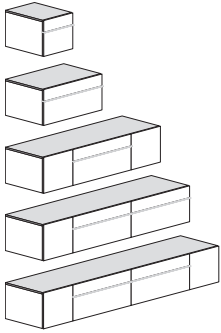
219.

Specify: Product Number
Quantity
Tagging
Wood Finish
Hardware Finish

- Denotes Item is illustrated.
- ↵ Includes locks.
- ‡ Requires field sub-assembly.

Prices listed in Wood1 Finishes.

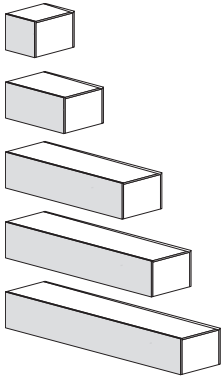
Modular Credenza Tops



			ProdNo.	List \$
Continuous Top ‡	w	0.75th 20.25d	Wood1	
Credenza Top 16w	16		QFT16	578
Credenza Top 32w	32		QFT32	639
Credenza Top 48w	48		QFT48	701
Credenza Top 64w	64		QFT64	762
Credenza Top 80w	80		QFT80	986
Credenza Top 96w	96		QFT96	1049
Credenza Top 112w	112		QFT112	1112

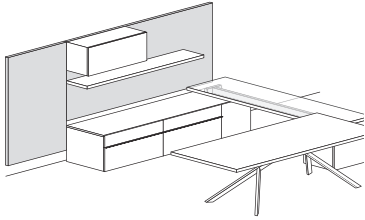
! Note:
Tops have square-cut edges.

Modular Credenza Backs



Continuous Finished Back ‡	w	0.75d 19.5h	Wood1	
Credenza Back 16	16		QFB16	573
Credenza Back 32	32		QFB32	634
Credenza Back 48	48		QFB48	692
Credenza Back 64	64		QFB64	752
Credenza Back 80	80		QFB80	973
Credenza Back 96	96		QFB96	1032
Credenza Back 112	112		QFB112	1091

Wall Panels



WIDTH	HEIGHT	ALIGN*
32	70.2	L (left)
46	56.2	C (center)
64	42.3	R (right)
80	28.4	
96	14.4	
112		

*No designation for alignment is needed if shelf is full width to the receiving panel.

Product Prefix Width Code / \$

		...32	...48	...64	...80	...96	...112
Above Credenza ‡							
• WallPanel/Cred 63h	QWP63C...	1544	1751	2026	2558	2794	2927
WallPanel/Cred 79h	QWP79C...	1714	1973	2319	2924	3226	3432
Full Height ‡							
• WallPanel/Full 63h	QWP63F...	1940	2225	2689	3367	3723	4044
WallPanel/Full 79h †	QWP79F...	2095	2447	2981	3732	4156	4547

> To Specify Wall Panels:

Determine a complete product number by merging the selected Product Prefix and desired Width Code. Specify shelves to be added, including shelf width, height location and horizontal alignment (see chart).

Examples illustrated: QWP63F32; QWP63C80 shelving at 64-42.3-L

Order Wall Panels of a set in L to R order.

Specify wood finish selection, individually or collectively.

! Notes:

Wall Panels are 1.5 inches thick; exposed ends have finished veneers.

Wall Panels are designed to mount 6-in from the floor.

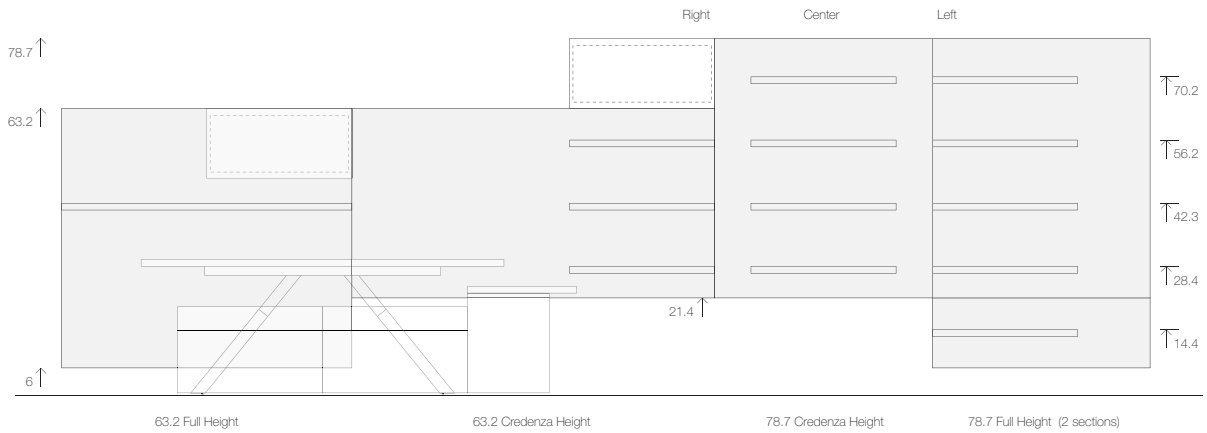
Veneers shown here are all Wood1 finishes; inquire regarding other species/colors.

Customer walls must be adequately constructed to accept wall-hung units.

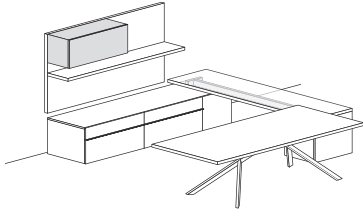
† Full-height, 79h panels have 2-piece construction; seam line will be 21.4-in from floor.

+ Options/Parametrics:

Widths: 24-112. Replace Width Code with actual dimension; use next larger size for pricing.

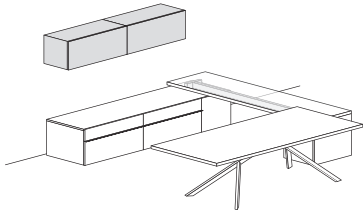


				Product No.	List \$	
Wall Panel Cabinets	Field-Installed to Wall Panel ‡	32w	13.5d	15.4h	Wood1	
	Wall Panel Cabinet/Lift Door				QWXW	2639

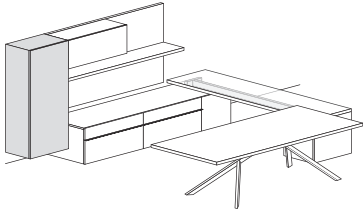


! Notes:
Identify the Wall Panel to receive this cabinet; specify Left, Center or Right alignment.

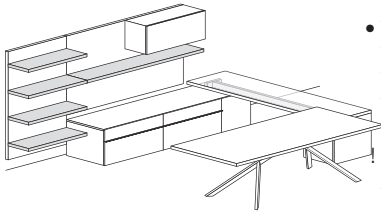
Wall-Hung Storage	Installs to Wall Directly ‡	w	15d	h	Wood1	
	• Wall-Hung Cabinet/Lift Door	32		15.4	QWXX	2754
	Wall-Hung Cabinet 63h LH	21		57.2	QWXL4	3638
	Wall-Hung Cabinet 63h RH	21		57.2	QWXR4	3638
	Wall-Hung Cabinet 79h LH	21		72.7	QWXL5	3851
	Wall-Hung Cabinet 79h RH	21		72.7	QWXR5	3851
	• Wall-Hung Garment 63h LH	21		57.2	QWXG4	3339
	Wall-Hung Garment 63h RH	21		57.2	QWXH4	3339
	Wall-Hung Garment 79h LH	21		72.7	QWXG5	3458
	Wall-Hung Garment 79h RH	21		72.7	QWXH5	3458



! Notes:
Provide wall layout drawing for location.



Wall Panel Shelves	Wood1 ‡	w	11.3d	1.5th	Wood1	
	• Wall Panel Shelf 32w	32			QWS32	1016
	Wall Panel Shelf 48w	48			QWS48	1122
	• Wall Panel Shelf 64w	64			QWS64	1220
	Wall Panel Shelf 80w	80			QWS80	1308
	Wall Panel Shelf 96w	96			QWS96	1415
	Wall Panel Shelf 112w	112			QWS112	1440



! Notes:
All shelves are 1.5 inches thick; exposed surfaces have finished veneers.
Maximum load on Wall Panel Shelves is 50 lbs. per lineal foot.
Wood veneers shown here are all Wood1 finishes; inquire regarding other species/colors.
+ Options/Parametrics:
Widths: 24-112. Replace item number width code with actual dimension; use next larger std size for pricing.

PRICING & SPECIFICATION GUIDE
Danza Collection

May 1, 2023

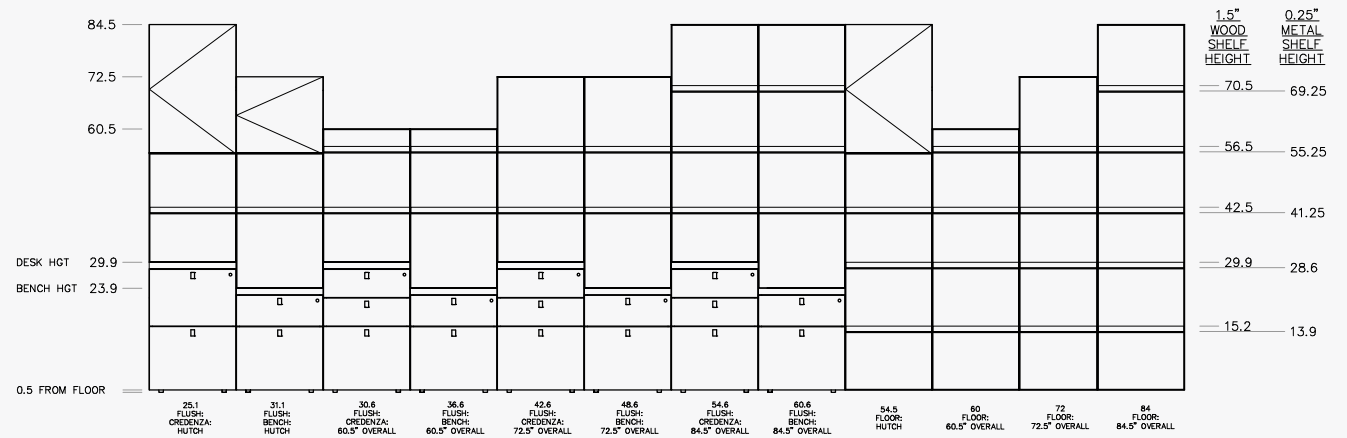
TUOHY



Casegoods: **Danza**

Vertical Cadence	AD2
Drawer Layouts	AD3
Desk Shells	AD4
Desk Returns	AD6
Runoffs	AD8
Computer Corners	AD17
Wall Hung Credenza, AdjHt	AD19
Pedestals	AD21
Mobile Pedestals	AD23
Modesty Panels	AD24
Base Panels	AD25
Top Supports	AD25
Tops	AD26
Top Dividers	AD30
Hutches	AD31
Task Lights for Hutches	AD33
Wall Panels	AD34
Shelves	AD37
Towers Lateral Files	AD38
Towers 60.5	AD39
Towers 72.5h	AD42
Towers 84.5h	AD45

Vertical Cadence



Drawer Layouts: Plan View

Slides: Under-Mount

Mobile 20d
Drawers 18d

16w 18w 24w

Pedestal Units 20d
Drawers 18d

16w 18w 20w 24w 30w 36w

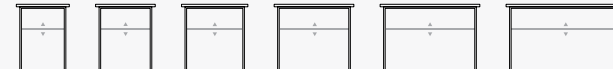
Pedestal Units 24d
Drawers 21d

16w 18w 20w 24w 30w 36w

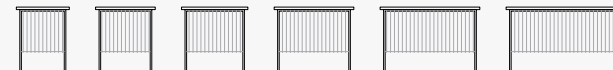



Peds 30d & 36d
Dwr 27d Dwr 15d

18w w-varies
Ht.Adj.


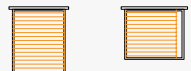
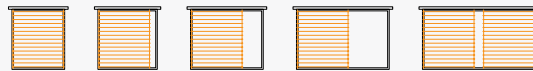
Box Drawer w Divider



Lateral Filing



Front-to-Back Filing



— Legal Filing
— Letter Filing
± Adjustable Divider

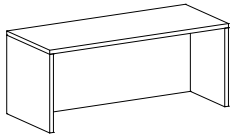
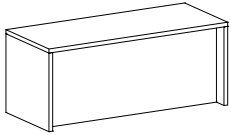
DRAWER CONSTRUCTION

A fine point for a quality casegood product is the inner drawer construction. Each TUOHY casegood offers you uncompromised excellence in this area as well. Drawer boxes are constructed with dovetail joinery for maximum durability. The drawer face is mounted separately to this box (i.e., five-sided construction) to maintain integrity.

Drawer bottoms are dadoed on all four sides. Slides for box drawers are rated at 100 pounds static load capacity; slides for file drawers are rated at a heavy duty 150 static load capacity. All slides are concealed, full extension and soft-close.

Box drawers have a removable divider, adjustable when depicted (±). File drawers have file frames for filing laterally or front-to-back, as depicted above. For Drawers for Lap Area, Drawer Pencil Tray, and Locks: See the Introduction/Terms-Options section of the Master Price List, page 12.

Desk Shell 29.9h



Description	Product No.	Spec Code	List \$	Spec Code	List \$	Spec Code	List \$	Spec Code	List \$
		HPL Top		Wood1 Top		Solid Surface Top		OcuWrite Top	
Desk 60w 30d	DZA?6030	HP	2048	W1	2257	SS	2923	AG	3259
Desk 60w 36d	DZA?6036	HP	2216	W1	2422	SS	3222	AG	3657
Desk 66w 30d	DZA?6630	HP	2125	W1	2335	SS	3067	AG	3453
Desk 66w 36d	DZA?6636	HP	2301	W1	2507	SS	3386	AG	3884
• Desk 72w 30d	DZA?7230	HP	2204	W1	2412	SS	3209	AG	3647
Desk 72w 36d	DZA?7236	HP	2387	W1	2590	SS	3547	AG	4106
Desk 78w 30d	DZA?7830	HP	2282	W1	2487	SS	3352	AG	3841
Desk 78w 36d	DZA?7836	HP	2473	W1	2675	SS	3712	AG	4331
Desk 84w 30d	DZA?8430	HP	2360	W1	2564	SS	3497	AG	4034
Desk 84w 36d	DZA?8436	HP	2558	W1	2758	SS	3875	AG	4556

! Notes:

Top finishes are listed above; specify Wood1 finish for elements below worksurface.

All desk pedestals are 18w wide.

Pedestals are 24d on 30d shell.

Pedestals are 30d on 36d shell.

Glass tops have metal edges; MRBAS, Metal Resin Brushed Aluminum w/ Steel Tint; HPL tops have PVC edges; all other tops are self-edged.

Standard HPL top material is Formica 949 White Matte.

Standard Solid Surface material is Avonite Polar White, Matte.

OcuWrite Back-Painted Glass color: O.BWT White.

Acrylic faces are Stylelite Arctic White standard.

Modesty panel is set back 5.25 inches.

Locks included.

+ Options:

For 30d Desk Shell:

For shell only, omit the ? in the 4th digit.

To add B/B/F left, append 4th digit from ? to A; and add \$1513.

To add B/B/F right, append 4th digit from ? to B; and add \$1513.

To add F/F left, append 4th digit from ? to C; and add \$1393.

To add F/F right, append 4th digit from ? to D; and add \$1393.

To add B/B/F left - F/F right, append 4th digit from ? to E; and add \$2908.

To add F/F left - B/B/F right, append 4th digit from ? to F; and add \$2908.

To add B/B/F left - B/B/F right, append 4th digit from ? to G; and add \$3025.

To add F/F left - F/F right append 4th digit from ? to H; and add \$2787.

For 36d Desk Shell:

To add B/B/F left, append 4th digit from ? to A; and add \$1710.

To add B/B/F right, append 4th digit from ? to B; and add \$1710.

To add F/F left, append 4th digit from ? to C; and add \$1548.

To add F/F right, append 4th digit from ? to D; and add \$1548.

To add B/B/F left - F/F right, append 4th digit from ? to E; and add \$3259.

To add F/F left - B/B/F right, append 4th digit from ? to F; and add \$3259.

To add B/B/F left - B/B/F right, append 4th digit from ? to G; and add \$3419.

To add F/F left F/F right, append 4th digit from ? to H; and add \$3099.

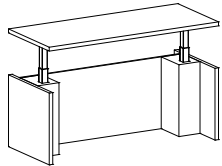
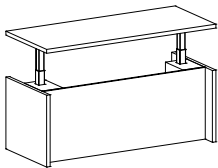
To add metal edge to Wood, Laminate or Acrylic Solid Surface tops, add ME to the end of Spec code, and price that correlates to top size from metal edge table.

Metal edge table is located just below Top options.

To add acrylic faces, append A to end of Product Code, and add \$344 per pedestal.

Pull finish is standard MRBAS, Brushed Aluminum w/Steel tint; for polished specify MPA, Polished Aluminum.

Desk Shell 29.9-48.4h
Adjustable Height



Description	Product No.	Spec Code	List \$	Spec Code	List \$	Spec Code	List \$	Spec Code	List \$
		HPL Top		Wood1 Top		Solid Surface Top		OcuWrite Top	
Desk 60w 30d	DZB?6030	HP	4159	W1	4370	SS	5036	AG	5370
Desk 60w 36d	DZB?6036	HP	4328	W1	4535	SS	5334	AG	5769
Desk 66w 30d	DZB?6630	HP	4238	W1	4447	SS	5179	AG	5564
Desk 66w 36d	DZB?6636	HP	4415	W1	4619	SS	5496	AG	5995
• Desk 72w 30d	DZB?7230	HP	4316	W1	4523	SS	5321	AG	5759
Desk 72w 36d	DZB?7236	HP	4500	W1	4704	SS	5660	AG	6220
Desk 78w 30d	DZB?7830	HP	4394	W1	4601	SS	5465	AG	5953
Desk 78w 36d	DZB?7836	HP	4586	W1	4787	SS	5823	AG	6443
Desk 84w 30d	DZB?8430	HP	4473	W1	4676	SS	5608	AG	6146
Desk 84w 36d	DZB?8436	HP	4672	W1	4871	SS	5987	AG	6668

! Notes:

Top finishes are listed above; specify Wood1 finish for elements below worksurface.

All desk pedestals are 18w wide.

Pedestals are 24d on 30d shell.

Pedestals are 30d on 36d shell.

Glass tops have metal edges; MRBAS, Metal Resin Brushed Aluminum w/ Steel Tint; HPL tops have PVC edges; all other tops are self-edged.

Standard HPL top material is Formica 949 White Matte.

Standard Solid Surface material is Avonite Polaris White, Matte.

OcuWrite Back-Painted Glass color: O.BWT White.

Acrylic faces are Stylelite Arctic White standard.

Modesty panel is set back 5.25 inches.

Locks Included.

+ Options:

For shell only, omit the ? in the 4th digit.

For 30d Desk Shell:

To add B/B/F left, append 4th digit from ? to A; and add \$1393.

To add B/B/F right, append 4th digit from ? to B; and add \$1393.

To add B/B/F left - B/B/F right, append 4th digit from ? to G; and add \$2907.

For 36d Desk Shell:

To add B/B/F left, append 4th digit from ? to A; and add \$1548.

To add B/B/F right, append 4th digit from ? to B; and add \$1548.

To add B/B/F left - B/B/F right, append 4th digit from ? to G; and add \$3259.

To add metal edge to Wood, Laminate or Acrylic Solid Surface tops, add ME to the end of Spec code, and price that correlates to top size from metal edge table.

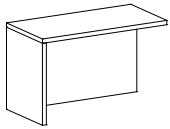
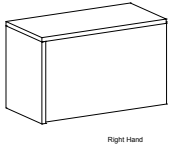
Metal edge table is located just below Top options.

To add acrylic faces, append A to end of Product Code, and add \$344per pedestal.

Pull finish is standard MRBAS, Brushed Aluminum w/Steel tint; for polished specify MPA, Polished Aluminum.

Specify White, Silver or Black for height adjustable leg color.

Desk Return Shell 29.9h



Description	Product No.	Spec Code	List \$	Spec Code	List \$	Spec Code	List \$	Spec Code	List \$
1.5 End Panel/Mod Panel		HPL Top		Wood1 Top		Solid Surface Top		OcuWrite Top	
• Return 48w 24d	DZC?4824	HP	1446	W1	1613	SS	2039	AG	2275
Return 54w 24d	DZC?5424	HP	1523	W1	1688	SS	2167	AG	2444
Return 60w 24d	DZC?6024	HP	1601	W1	1763	SS	2295	AG	2612

! Notes:

Top finishes are listed above; specify Wood1 finish for elements below worksurface.

All return pedestals are 18w x 20d.

Glass tops have metal edges; MRBAS, Metal Resin Brushed Aluminum w/ Steel Tint; HPL tops have PVC edges; all other tops are self-edged.

Standard HPL top material is Formica 949 White Matte.

Standard Solid Surface material is Avonite Polaris White, Matte.

OcuWrite Back-Painted Glass color: O.BWT White.

Acrylic faces are Stylelite Arctic White standard.

Modesty panel is recessed 1.5-in.

Specify L, for left; or R, for right hand runoff. Place at the end of Product number.

Locks Included.

+ Options:

For 24d Shell:

For shell only, omit the ? in the 4th digit.

To add B/B/F left, append 4th digit from ? to E; and add \$1513.

To add B/B/F right, append 4th digit from ? to F; and add \$1513.

To add F/F left, append 4th digit from ? to G; and add \$1393.

To add F/F right, append 4th digit from ? to H; and add \$1393.

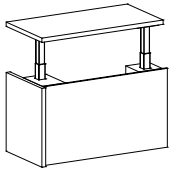
To add metal edge to Wood, Laminate or Acrylic Solid Surface tops, add ME to the end of Spec code, and price that correlates to top size from metal edge table.

Metal edge table is located just below Top options.

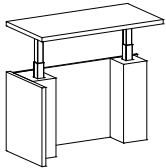
To add acrylic faces, append A to end of Product Code, and add \$344.

Pull finish is standard MRBAS, Brushed Aluminum w/Steel tint; for polished specify MPA, Polished Aluminum.

Desk Return Shell 29.9-48.4h
Height Adjustable



Right Hand



Left Hand

Description	Product No.	Spec Code	List \$	Spec Code	List \$	Spec Code	List \$	Spec Code	List \$
1.5 End Panel/Mod Panel		HPL Top		Wood1 Top		Solid Surface Top		OcuWrite Top	
• Runoff 48w 24d	DZD?4824	HP	3538	W1	3702	SS	4128	AG	4365
Runoff 54w 24d	DZD?5424	HP	3612	W1	3778	SS	4256	AG	4534
Runoff 60w 24d	DZD?6024	HP	3689	W1	3853	SS	4384	AG	4703

! Notes:

Top finishes are listed above; specify Wood1 finish for elements below worksurface.

Height adjustable legs will be inside plinths.

Glass tops have metal edges; MRBAS, Metal Resin Brushed Aluminum w/ Steel Tint; HPL tops have PVC edges; all other tops are self-edged.

Standard HPL top material is Formica 949 White Matte.

Standard Solid Surface material is Avonite Polaris White, Matte.

OcuWrite Back-Painted Glass color: O.BWT White.

Specify L for left, or R for right hand runoff. Place at the end of Product number.

Mod Panel set back 1.5 inches.

Locks included.

+ Options:

To add metal edge to Wood, Laminate or Acrylic Solid Surface tops, add ME to the end of Spec code, and price that correlates to top size from metal edge table.

Metal edge table is located just below Top options.

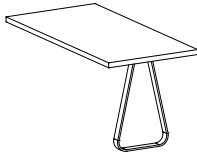
Pull finish is standard MRBAS, Brushed Aluminum w/Steel tint; for polished specify MPA, Polished Aluminum.

Specify White, Silver or Black for height adjustable leg color.

Runoff with Leg, 29.9h
Straight Leg



Runoff with Leg, 29.9h
Loop Leg



Description	Product No.	Spec Code	List \$	Spec Code	List \$	Spec Code	List \$	Spec Code	List \$
		HPL Top		Wood1 Top		Solid Surface Top		OcuWrite Top	
Runoff 48w 30d	DZES4830	HP	1549	W1	1845	SS	2612	AG	2930
Runoff 48w 36d	DZES4836	HP	1610	W1	1905	SS	2774	AG	3175
Runoff 54w 30d	DZES5430	HP	1587	W1	1883	SS	2714	AG	3084
Runoff 54w 36d	DZES5436	HP	1657	W1	1948	SS	2898	AG	3359
• Runoff 60w 30d	DZES6030	HP	1625	W1	1919	SS	2816	AG	3236
Runoff 60w 36d	DZES6036	HP	1702	W1	1991	SS	3021	AG	3542
Runoff 66w 30d	DZES6630	HP	1664	W1	1955	SS	2918	AG	3389
Runoff 66w 36d	DZES6636	HP	1747	W1	2034	SS	3144	AG	3725
Runoff 72w 30d	DZES7230	HP	1702	W1	1991	SS	3021	AG	3542
Runoff 72w 36d	DZES7236	HP	1793	W1	2078	SS	3267	AG	3910
		HPL Top		Wood1 Top		Solid Surface Top		OcuWrite Top	
Runoff 48w 30d	DZEC4830	HP	1655	W1	1951	SS	2716	AG	3033
Runoff 48w 36d	DZEC4836	HP	1715	W1	2009	SS	2880	AG	3279
Runoff 54w 30d	DZEC5430	HP	1691	W1	1987	SS	2817	AG	3186
Runoff 54w 36d	DZEC5436	HP	1760	W1	2051	SS	3003	AG	3462
• Runoff 60w 30d	DZEC6030	HP	1730	W1	2023	SS	2921	AG	3340
Runoff 60w 36d	DZEC6036	HP	1806	W1	2096	SS	3127	AG	3647
Runoff 66w 30d	DZEC6630	HP	1768	W1	2059	SS	3023	AG	3493
Runoff 66w 36d	DZEC6636	HP	1852	W1	2138	SS	3248	AG	3830
Runoff 72w 30d	DZEC7230	HP	1806	W1	2096	SS	3127	AG	3647
Runoff 72w 36d	DZEC7236	HP	1896	W1	2182	SS	3372	AG	4013

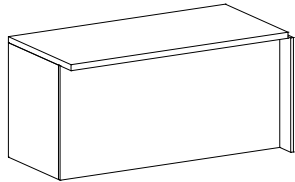
! Notes:

Top finishes are listed above.
 Glass tops have metal edges; MRBAS, Metal Resin Brushed Aluminum w/ Steel Tint; HPL tops have PVC edges; all other tops are self-edged.
 Standard HPL top material is Formica 949 White Matte.
 Standard Solid Surface material is Avonite Polaris White, Matte.
 OcuWrite Back-Painted Glass color: O.BWT White.

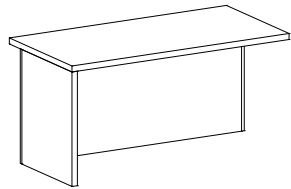
+ Options:

Standard leg colors are MRTG: Thunder Grey, MRW: White, MRB: Black, MRSA: Satin Aluminum.
 Optional: MPA: Polished Aluminum, MRBAS: Brushed Aluminum w/Steel Tint.
 Straight Leg; Polished Aluminum add \$794, Brushed Aluminum w/Steel Tint add \$201.
 Continuous Loop; Polished Aluminum add \$936, Brushed Aluminum w/Steel Tint add \$236.
 To add metal edge to Wood, Laminate or Acrylic Solid Surface tops, add ME to the end of Spec code, and price that correlates to top size from metal edge table.
 Metal edge table is located just below Top options.

Runoff, Short EndPnl & Mod 29.9h



Right Hand



Left Hand

Description	Product No.	Spec Code	List \$	Spec Code	List \$	Spec Code	List \$	Spec Code	List \$
		HPL Top		Wood1 Top		Solid Surface Top		OcuWrite Top	
Runoff 48w 30d	DZEA4830	HP	1525	W1	1688	SS	2220	AG	2537
Runoff 48w 36d	DZEA4836	HP	1622	W1	1782	SS	2420	AG	2819
Runoff 54w 30d	DZEA5430	HP	1562	W1	1724	SS	2321	AG	2690
Runoff 54w 36d	DZEA5436	HP	1668	W1	1826	SS	2544	AG	3003
• Runoff 60w 30d	DZEA6030	HP	1601	W1	1760	SS	2425	AG	2845
Runoff 60w 36d	DZEA6036	HP	1713	W1	1868	SS	2666	AG	3186
Runoff 66w 30d	DZEA6630	HP	1639	W1	1796	SS	2527	AG	2996
Runoff 66w 36d	DZEA6636	HP	1759	W1	1911	SS	2789	AG	3371
Runoff 72w 30d	DZEA7230	HP	1676	W1	1832	SS	2630	AG	3151
Runoff 72w 36d	DZEA7236	HP	1804	W1	1955	SS	2913	AG	3555

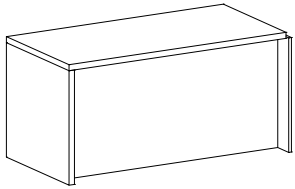
! Notes:

- Top finishes are listed above.
- 1.5-in End Panel.
- Glass tops have metal edges; MRBAS, Metal Resin Brushed Aluminum w/ Steel Tint; HPL tops have PVC edges; all other tops are self-edged.
- Standard HPL top material is Formica 949 White Matte.
- Standard Solid Surface material is Avonite Polaris White, Matte.
- OcuWrite Back-Painted Glass color: O.BWT White.
- Modesty panel is set back 5.25 inches.

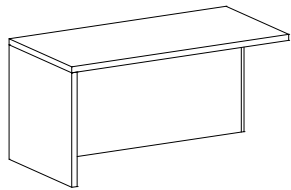
+ Options:

- Specify Wood1 finish for End Panel and Modesty.
- Specify L, for left; or R, for right hand runoff. Place at the end of Product number.
- To add metal edge to Wood, Laminate or Acrylic Solid Surface tops, add ME to the end of Spec code, and price that correlates to top size from metal edge table.
- Metal edge table is located just below Top options.

Runoff, EndPnl & Modesty 29.9h



Right Hand



Left Hand

Description	Product No.	Spec Code	List \$	Spec Code	List \$	Spec Code	List \$	Spec Code	List \$
		HPL Top		Wood1 Top		Solid Surface Top		OcuWrite Top	
Runoff 48w 30d	DZEB4830	HP	1562	W1	1725	SS	2256	AG	2574
Runoff 48w 36d	DZEB4836	HP	1659	W1	1820	SS	2458	AG	2855
Runoff 54w 30d	DZEB5430	HP	1601	W1	1760	SS	2359	AG	2727
Runoff 54w 36d	DZEB5436	HP	1704	W1	1862	SS	2581	AG	3041
• Runoff 60w 30d	DZEB6030	HP	1637	W1	1796	SS	2461	AG	2881
Runoff 60w 36d	DZEB6036	HP	1751	W1	1906	SS	2704	AG	3224
Runoff 66w 30d	DZEB6630	HP	1676	W1	1832	SS	2564	AG	3034
Runoff 66w 36d	DZEB6636	HP	1796	W1	1949	SS	2828	AG	3408
Runoff 72w 30d	DZEB7230	HP	1713	W1	1868	SS	2666	AG	3186
Runoff 72w 36d	DZEB7236	HP	1841	W1	1991	SS	2949	AG	3592

! Notes:

Top finishes are listed above.

1.5-in End Panel.

Glass tops have metal edges; MRBAS, Metal Resin Brushed Aluminum w/ Steel Tint; HPL tops have PVC edges; all other tops are self-edged.

Standard HPL top material is Formica 949 White Matte.

Standard Solid Surface material is Avonite Polaris White, Matte.

OcuWrite Back-Painted Glass color: O.BWT White.

Modesty panel is set back 5.25 inches.

+ Options:

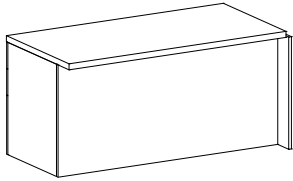
Specify Wood1 finish for End Panel and Modesty.

Specify L, for left; or R, for right hand runoff. Place at the end of Product number.

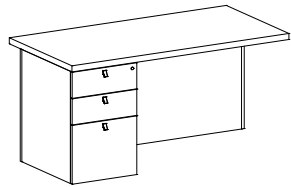
To add metal edge to Wood, Laminate or Acrylic Solid Surface tops, add ME to the end of Spec code, and price that correlates to top size from metal edge table.

Metal edge table is located just below Top options.

Runoff, Ped & Modesty 29.9h



Right Hand



Left Hand

Description	Product No.	Spec Code	List \$	Spec Code	List \$	Spec Code	List \$	Spec Code	List \$
		HPL Top		Wood1 Top		Solid Surface Top		OcuWrite Top	
Runoff 48w 30d	DZF?4830	HP	1340	W1	1503	SS	2034	AG	2351
Runoff 48w 36d	DZF?4836	HP	1400	W1	1560	SS	2199	AG	2597
Runoff 54w 30d	DZF?5430	HP	1377	W1	1538	SS	2138	AG	2506
Runoff 54w 36d	DZF?5436	HP	1445	W1	1604	SS	2321	AG	2782
Runoff 60w 30d	DZF?6030	HP	1415	W1	1575	SS	2240	AG	2659
Runoff 60w 36d	DZF?6036	HP	1491	W1	1646	SS	2444	AG	2965
Runoff 66w 30d	DZF?6630	HP	1453	W1	1610	SS	2342	AG	2812
Runoff 66w 36d	DZF?6636	HP	1538	W1	1689	SS	2568	AG	3149
Runoff 72w 30d	DZF?7230	HP	1491	W1	1646	SS	2444	AG	2965
Runoff 72w 36d	DZF?7236	HP	1582	W1	1733	SS	2690	AG	3333

! Notes:

Top finishes are listed above; specify Wood1 finish for elements below worksurface.

All runoff pedestals are 18w.

Pedestals are 24d on 30d shell.

Pedestals are 30d on 36d shell.

Glass tops have metal edges; MRBAS, Metal Resin Brushed Aluminum w/ Steel Tint; HPL tops have PVC edges; all other tops are self-edged.

Standard HPL top material is Formica 949 White Matte.

Standard Solid Surface material is Avonite Polaris White, Matte.

OcuWrite Back-Painted Glass color: O.BWT White.

Acrylic faces are Stylelite Arctic White standard.

Modesty panel is set back 5.25 inches.

Locks included.

+ Options:

For 30d Runoff Shell:

To add B/B/F left, append 4th digit to E and add \$1513.

To add B/B/F right, append 4th digit to F and add \$1513.

To add F/F left, append 4th digit to G and add \$1393.

To add F/F right, append 4th digit to H and add \$1393.

For 36d Runoff Shell:

To add B/B/F left, append 4th digit to E and add \$1710.

To add B/B/F right, append 4th digit to F and add \$1710.

To add F/F left, append 4th digit to G and add \$1548.

To add F/F right, append 4th digit to H and add \$1548.

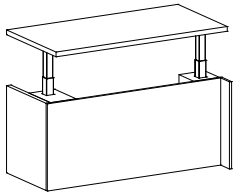
To add acrylic faces, append A to end of Product Code, and add \$344.

To add metal edge to Wood, Laminate or Acrylic Solid Surface tops, add ME to the end of Spec code, and price that correlates to top size from metal edge table.

Metal edge table is located just below Top options.

Pull finish is standard MRBAS, Brushed Aluminum w/Steel tint; for polished specify MPA, Polished Aluminum.

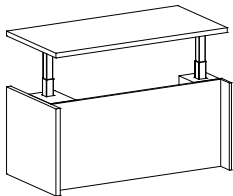
Runoff Shell, Short End Pnl 29.9-48.4h
Height Adjustable



Right Hand

Description	Product No.	Spec Code	List \$	Spec Code	List \$	Spec Code	List \$	Spec Code	List \$
		HPL Top		Wood1 Top		Solid Surface Top		OcuWrite Top	
Runoff 48w 30d	DZEE4830	HP	3666	W1	3829	SS	4361	AG	4678
Runoff 48w 36d	DZEE4836	HP	3764	W1	3924	SS	4562	AG	4960
Runoff 54w 30d	DZEE5430	HP	3703	W1	3865	SS	4463	AG	4832
Runoff 54w 36d	DZEE5436	HP	3809	W1	3968	SS	4685	AG	5144
Runoff 60w 30d	DZEE6030	HP	3743	W1	3901	SS	4566	AG	4985
Runoff 60w 36d	DZEE6036	HP	3854	W1	4011	SS	4807	AG	5327
Runoff 66w 30d	DZEE6630	HP	3780	W1	3937	SS	4668	AG	5138
Runoff 66w 36d	DZEE6636	HP	3900	W1	4053	SS	4931	AG	5512
Runoff 72w 30d	DZEE7230	HP	3818	W1	3974	SS	4772	AG	5292
Runoff 72w 36d	DZEE7236	HP	3946	W1	4097	SS	5054	AG	5697

Runoff Shell, End Pnl 29.9-48.4h
Height Adjustable



Right Hand

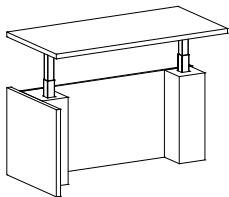
Description	Product No.	Spec Code	List \$	Spec Code	List \$	Spec Code	List \$	Spec Code	List \$
		HPL Top		Wood1 Top		Solid Surface Top		OcuWrite Top	
Runoff 48w 30d	DZEF4830	HP	3703	W1	3866	SS	4397	AG	4715
Runoff 48w 36d	DZEF4836	HP	3800	W1	3960	SS	4599	AG	4997
Runoff 54w 30d	DZEF5430	HP	3742	W1	3902	SS	4500	AG	4868
Runoff 54w 36d	DZEF5436	HP	3845	W1	4004	SS	4722	AG	5183
• Runoff 60w 30d	DZEF6030	HP	3779	W1	3938	SS	4602	AG	5022
Runoff 60w 36d	DZEF6036	HP	3892	W1	4047	SS	4845	AG	5366
Runoff 66w 30d	DZEF6630	HP	3817	W1	3974	SS	4706	AG	5175
Runoff 66w 36d	DZEF6636	HP	3937	W1	4091	SS	4968	AG	5549
Runoff 72w 30d	DZEF7230	HP	3854	W1	4011	SS	4807	AG	5327
Runoff 72w 36d	DZEF7236	HP	3982	W1	4133	SS	5091	AG	5733

! Notes:

Top finishes are listed above; specify Wood1 finish for elements below worksurface.
 Glass tops have metal edges; MRBAS, Metal Resin Brushed Aluminum w/ Steel Tint; HPL tops have PVC edges; all other tops are self-edged.
 Standard HPL top material is Formica 949 White Matte.
 Standard Solid Surface material is Avonite Polaris White, Matte.
 Mitre folded plinth construction.
 1.5-in End Panel.
 OcuWrite Back-Painted Glass color: O.BWT White.

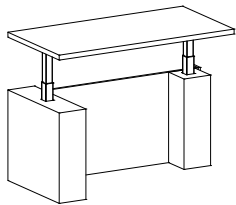
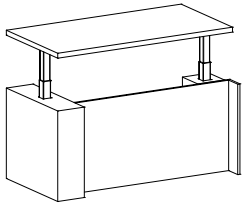
+ Options:

Specify Wood1 finish for End Panel and Modesty.
 Specify L for left, or R for right hand runoff. Place at the end of product number.
 Specify White, Silver or Black for height adjustable leg color.
 To add metal edge to Wood, Laminate or Acrylic Solid Surface tops, add ME to the end of Spec code, and price that correlates to top size from metal edge table.
 Metal edge table is located just below Top options.



Left Hand

Runoff, Plinth-Mod-Plinth 29.9-48.4h
Height Adjustable



Description	Product No.	Spec Code	List \$	Spec Code	List \$	Spec Code	List \$	Spec Code	List \$
		HPL Top		Wood1 Top		Solid Surface Top		OcuWrite Top	
Runoff 48w 30d	DZEG4830	HP	3915	W1	4079	SS	4610	AG	4928
Runoff 48w 36d	DZEG4836	HP	4048	W1	4208	SS	4847	AG	5246
Runoff 54w 30d	DZEG5430	HP	3953	W1	4114	SS	4712	AG	5081
Runoff 54w 36d	DZEG5436	HP	4093	W1	4252	SS	4970	AG	5430
• Runoff 60w 30d	DZEG6030	HP	3991	W1	4151	SS	4816	AG	5233
Runoff 60w 36d	DZEG6036	HP	4141	W1	4295	SS	5093	AG	5613
Runoff 66w 30d	DZEG6630	HP	4028	W1	4187	SS	4918	AG	5387
Runoff 66w 36d	DZEG6636	HP	4186	W1	4337	SS	5216	AG	5796
Runoff 72w 30d	DZEG7230	HP	4067	W1	4222	SS	5021	AG	5541
Runoff 72w 36d	DZEG7236	HP	4231	W1	4382	SS	5339	AG	5981

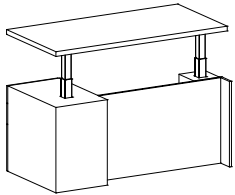
! Notes:

Top finishes are listed above; specify Wood1 finish for elements below worksurface.
 Glass tops have metal edges; MRBAS, Metal Resin Brushed Aluminum w/ Steel Tint; HPL tops have PVC edges; all other tops are self-edged.
 Standard HPL top material is Formica 949 White Matte.
 Standard Solid Surface material is Avonite Polaris White, Matte.
 Mitre folded plinth construction.
 OcuWrite Back-Painted Glass color: O.BWT White.

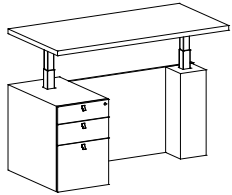
+ Options:

Specify Wood1 finish for End Panel and Modesty.
 Specify L, for left; or R, for right hand runoff. Place at the end of product number.
 Specify White, Silver or Black for height adjustable leg color.
 To add metal edge to Wood, Laminate or Acrylic Solid Surface tops, add ME to the end of Spec code, and price that correlates to top size from metal edge table.
 Metal edge table is located just below Top options.

Runoff, Ped & Plinth 29.9-48.4h
Height Adjustable



Right Hand



Left Hand

Description	Product No.	Spec Code	List \$	Spec Code	List \$	HPL Top		Wood1 Top		Solid Surface Top		OcuWrite Top	
						Spec Code	List \$	Spec Code	List \$	Spec Code	List \$	Spec Code	List \$
Runoff 48w 30d	DZG?4830	HP	4450	W1	4612	SS	5144	AG	4464				
Runoff 48w 36d	DZG?4836	HP	4751	W1	4911	SS	5549	AG	4751				
Runoff 54w 30d	DZG?5430	HP	4488	W1	4649	SS	5246	AG	4502				
Runoff 54w 36d	DZG?5436	HP	4796	W1	4954	SS	5672	AG	4796				
Runoff 60w 30d	DZG?6030	HP	4526	W1	4685	SS	5350	AG	4540				
Runoff 60w 36d	DZG?6036	HP	4842	W1	4997	SS	5795	AG	4841				
Runoff 66w 30d	DZG?6630	HP	4563	W1	4721	SS	5452	AG	4579				
Runoff 66w 36d	DZG?6636	HP	4887	W1	5041	SS	5919	AG	4886				
Runoff 72w 30d	DZG?7230	HP	4601	W1	4757	SS	5555	AG	4616				
Runoff 72w 36d	DZG?7236	HP	4933	W1	5084	SS	6043	AG	4931				

! Notes:

Mitre folded pedestal and plinth construction.

Top finishes are listed above; specify Wood1 finish for elements below worksurface.

All runoff pedestals are 18w 20d.

Glass tops have metal edges; MRBAS, Metal Resin Brushed Aluminum w/ Steel Tint; HPL tops have PVC edges; all other tops are self-edged.

Standard HPL top material is Formica 949 White Matte.

Standard Solid Surface material is Avonite Polaris White, Matte.

OcuWrite Back-Painted Glass color: O.BWT White.

Acrylic faces are Stylelite Arctic White standard.

Locks included.

+ Options:

To add B/B/F left, append 4th digit to A and add \$1513.

To add B/B/F right, append 4th digit to B and add \$1513.

Specify Wood1 finish for End Panel and Modesty.

Specify White, Silver or Black for height adjustable leg color.

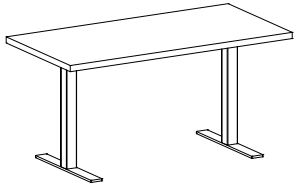
To add metal edge to Wood, Laminate or Acrylic Solid Surface tops, add ME to the end of Spec code, and price that correlates to top size from metal edge table.

Metal edge table is located just below Top options.

To add acrylic faces, append A to end of Product Code, and add \$344.

Pull finish is standard MRBAS, Brushed Aluminum w/Steel tint; for polished specify MPA, Polished Aluminum.

Runoff, T-Leg 29.9-48.4h
Height Adjustable



Description	Product No.	Spec Code	List \$	Spec Code	List \$	Spec Code	List \$	Spec Code	List \$
		HPL Top		Wood1 Top		Solid Surface Top		OcuWrite Top	
Runoff 48w 30d	DZEH4830	HP	2845	W1	3140	SS	3906	AG	4223
Runoff 48w 36d	DZEH4836	HP	2904	W1	3198	SS	4069	AG	4469
Runoff 54w 30d	DZEH5430	HP	2882	W1	3176	SS	4007	AG	4376
Runoff 54w 36d	DZEH5436	HP	2949	W1	3242	SS	4193	AG	4652
• Runoff 60w 30d	DZEH6030	HP	2920	W1	3214	SS	4110	AG	4531
Runoff 60w 36d	DZEH6036	HP	2996	W1	3285	SS	4316	AG	4836
Runoff 66w 30d	DZEH6630	HP	2957	W1	3249	SS	4214	AG	4682
Runoff 66w 36d	DZEH6636	HP	3041	W1	3328	SS	4438	AG	5020
Runoff 72w 30d	DZEH7230	HP	2996	W1	3285	SS	4316	AG	4836
Runoff 72w 36d	DZEH7236	HP	3086	W1	3372	SS	4562	AG	5204

! Notes:

Standard HPL top material is Formica 949 White Matte.

Standard Solid Surface material is Avonite Polaris White, Matte.

OcuWrite Back-Painted Glass color: O.BWT White.

Top finishes are listed above; specify Wood1 finish for elements below worksurface where applicable.

Plinth bases are mitre folded construction. Available on 3 leg desk only.

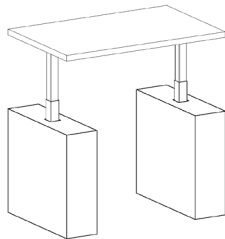
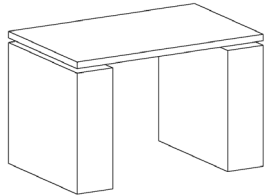
Plinth bases are priced in Wood1 options.

+ Options:

Specify leg color: White, Black or Silver.

Specify L for left; or R for right hand runoff. Place at the end of product number.

Runoff, Plinth 29.9-48.4h
Height Adjustable



Description	Product No.	HPL Top		Wood1 Top		Solid Surface Top		OcuWrite Top	
		Spec Code	List \$	Spec Code	List \$	Spec Code	List \$	Spec Code	List \$
Runoff 48w 30d	DZEP4830	HP	4722	W1	4934	SS	5688	AG	6496
Runoff 48w 36d	DZEP4836	HP	4922	W1	5126	SS	5892	AG	6699
Runoff 54w 30d	DZEP5430	HP	4810	W1	5018	SS	5798	AG	6707
Runoff 54w 36d	DZEP5436	HP	4993	W1	5196	SS	6002	AG	6911
• Runoff 60w 30d	DZEP6030	HP	4881	W1	5089	SS	5909	AG	6919
Runoff 60w 36d	DZEP6036	HP	5063	W1	5263	SS	6105	AG	7115
Runoff 66w 30d	DZEP6630	HP	4952	W1	5155	SS	6012	AG	7123
Runoff 66w 36d	DZEP6636	HP	5012	W1	5333	SS	6212	AG	7323
Runoff 72w 30d	DZEP7230	HP	5022	W1	5225	SS	6119	AG	7330
Runoff 72w 36d	DZEP7236	HP	5240	W1	5404	SS	6326	AG	7538

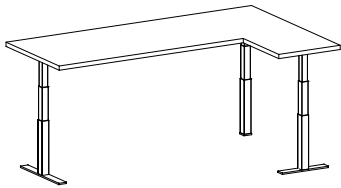
! Notes:

- Standard HPL top material is Formica 949 White Matte.
- Standard Solid Surface material is Avonite Polaris White, Matte.
- OcuWrite Back-Painted Glass color: O.BWT White.
- Top finishes are listed above; specify Wood1 finish for elements below worksurface where applicable.
- Plinth bases are mitre folded construction.
- Plinth bases are priced in Wood1 options.

+ Options:

- Specify leg color: White, Black or Silver.

Computer Corner, T Legs 29.9-48.4h
Height Adjustable



Description	Product No.	Spec Code	List \$	Spec Code	List \$
		HPL Top		Wood1 Top	
Corner 72w 30d x 48w 20d	DZEJ72304820	HP	3563	W1	3843
Corner 72w 36d x 48w 24d	DZEJ72364824	HP	3694	W1	3968
Corner 78w 30d x 48w 20d	DZEJ78304820	HP	3601	W1	3878
Corner 78w 36d x 48w 24d	DZEJ78364824	HP	3738	W1	4012
Corner 84w 30d x 48w 20d	DZEJ84304820	HP	3638	W1	3915
Corner 84w 36d x 48w 24d	DZEJ84364824	HP	3785	W1	4055
Corner 96w 30d x 48w 20d	DZEJ96304820	HP	3715	W1	3986
Corner 96w 36d x 48w 24d	DZEJ96364824	HP	3875	W1	4142
		HPL Top		Wood1 Top	
Corner 72w 30d x 54w 20d	DZEJ72305420	HP	3587	W1	3867
Corner 72w 36d x 54w 24d	DZEJ72365424	HP	3723	W1	3996
Corner 78w 30d x 54w 20d	DZEJ78305420	HP	3626	W1	3902
Corner 78w 36d x 54w 24d	DZEJ78365424	HP	3770	W1	4039
Corner 84w 30d x 54w 20d	DZEJ84305420	HP	3663	W1	3938
Corner 84w 36d x 54w 24d	DZEJ84365424	HP	3816	W1	4082
Corner 96w 30d x 54w 20d	DZEJ96305420	HP	3738	W1	4012
Corner 96w 36d x 54w 24d	DZEJ96365424	HP	3907	W1	4169
		HPL Top		Wood1 Top	
Corner 72w 30d x 60w 20d	DZEJ72306020	HP	3612	W1	3890
Corner 72w 36d x 60w 24d	DZEJ72366024	HP	3755	W1	4025
Corner 78w 30d x 60w 20d	DZEJ78306020	HP	3652	W1	3927
Corner 78w 36d x 60w 24d	DZEJ78366024	HP	3800	W1	4068
Corner 84w 30d x 60w 20d	DZEJ84306020	HP	3689	W1	3963
Corner 84w 36d x 60w 24d	DZEJ84366024	HP	3845	W1	4112
Corner 96w 30d x 60w 20d	DZEJ96306020	HP	3764	W1	4035
• Corner 96w 36d x 60w 24d	DZEJ96366024	HP	3937	W1	4199

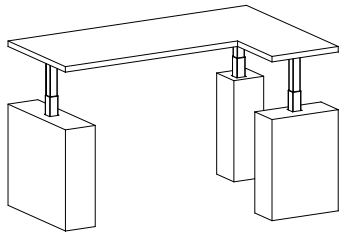
! Notes:

Standard HPL top material is Formica 949 White Matte.
 Standard Solid Surface material is Avonite Polaris White, Matte.
 OcuWrite Back-Painted Glass color: O.BWT White.
 Top finishes are listed above; specify Wood1 finish for elements below worksurface where applicable.
 Plinth bases are mitre folded construction. Available on 3 leg desk only.
 Plinth bases are priced in Wood1 options.

+ Options:

Specify leg color: White, Black or Silver.
 Specify L for left; or R for right hand runoff. Place at the end of product number.

Computer Corner, Plinth Bases 29.9-48.4h
Height Adjustable



Description	Product No.	Spec Code	List \$	Spec Code	List \$
		HPL Top		Wood1 Top	
• Corner 72w 30d x 48w 20d	DZEK72304820	HP	5374	W1	5654
Corner 72w 36d x 48w 24d	DZEK72364824	HP	5505	W1	5777
Corner 78w 30d x 48w 20d	DZEK78304820	HP	5411	W1	5688
Corner 78w 36d x 48w 24d	DZEK78364824	HP	5549	W1	5821
Corner 84w 30d x 48w 20d	DZEK84304820	HP	5449	W1	5724
Corner 84w 36d x 48w 24d	DZEK84364824	HP	5595	W1	5864
Corner 96w 30d x 48w 20d	DZEK96304820	HP	5525	W1	5796
Corner 96w 36d x 48w 24d	DZEK96364824	HP	5687	W1	5951
		HPL Top		Wood1 Top	
Corner 72w 30d x 54w 20d	DZEK72305420	HP	5399	W1	5678
Corner 72w 36d x 54w 24d	DZEK72365424	HP	5534	W1	5807
Corner 78w 30d x 54w 20d	DZEK78305420	HP	5435	W1	5712
Corner 78w 36d x 54w 24d	DZEK78365424	HP	5580	W1	5850
Corner 84w 30d x 54w 20d	DZEK84305420	HP	5474	W1	5750
Corner 84w 36d x 54w 24d	DZEK84365424	HP	5626	W1	5893
Corner 96w 30d x 54w 20d	DZEK96305420	HP	5549	W1	5821
Corner 96w 36d x 54w 24d	DZEK96365424	HP	5716	W1	5981
		HPL Top		Wood1 Top	
Corner 72w 30d x 60w 20d	DZEK72306020	HP	5423	W1	5701
Corner 72w 36d x 60w 24d	DZEK72366024	HP	5564	W1	5836
Corner 78w 30d x 60w 20d	DZEK78306020	HP	5462	W1	5737
Corner 78w 36d x 60w 24d	DZEK78366024	HP	5611	W1	5879
Corner 84w 30d x 60w 20d	DZEK84306020	HP	5499	W1	5774
Corner 84w 36d x 60w 24d	DZEK84366024	HP	5657	W1	5922
Corner 96w 30d x 60w 20d	DZEK96306020	HP	5576	W1	5845
Corner 96w 36d x 60w 24d	DZEK96366024	HP	5747	W1	6009

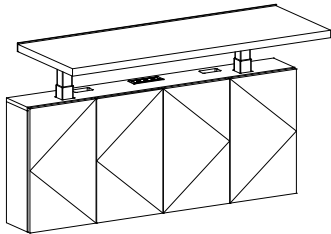
! Notes:

Standard HPL top material is Formica 949 White Matte.
 Standard Solid Surface material is Avonite Polaris White, Matte.
 OcuWrite Back-Painted Glass color: O.BWT White.
 Top finishes are listed above; specify Wood1 finish for elements below worksurface where applicable.
 Plinth bases are mitre folded construction. Available on 3 leg desk only.
 Plinth bases are priced in Wood1 options.

+ Options:

Specify leg color: White, Black or Silver.
 Specify L for left; or R for right hand runoff. Place at the end of product number.

Wall Hung Credenza 29.9-48.4h
 Height Adjustable
 Veneer Interior



Description	Spec Code	List \$	Spec Code	List \$	Spec Code	List \$	Spec Code	List \$
	HPL Top		Wood1 Top		Solid Surface Top		OcuWrite Top	
Wall Hung 48w 24d	DZFA4824	HP 6358	W1 6659		SS 7235		AG 8250	
Wall Hung 48w 30d	DZFA4830	HP 6981	W1 7278		SS 7940		AG 9116	
Wall Hung 54w 24d	DZFA5424	HP 6633	W1 6933		SS 7562		AG 8676	
Wall Hung 54w 30d	DZFA5430	HP 7289	W1 7586		SS 8314		AG 9596	
• Wall Hung 60w 24d	DZFA6024	HP 6929	W1 7226		SS 7909		AG 9122	
Wall Hung 60w 30d	DZFA6030	HP 7618	W1 7910		SS 8706		AG 10099	
Wall Hung 66w 24d	DZFA6624	HP 7195	W1 7492		SS 8227		AG 9538	
Wall Hung 66w 30d	DZFA6630	HP 7916	W1 8207		SS 9068		AG 10569	
Wall Hung 72w 24d	DZFA7224	HP 7470	W1 7764		SS 8553		AG 9963	
Wall Hung 72w 30d	DZFA7230	HP 8222	W1 8512		SS 9440		AG 11050	
Wall Hung 78w 24d	DZFA7824	HP 7737	W1 8030		SS 8870		AG 10379	
Wall Hung 78w 30d	DZFA7830	HP 8521	W1 8808		SS 9802		AG 11522	

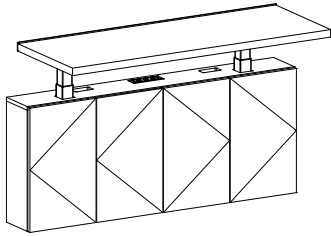
! Notes:

- Glass tops have metal edges; MRBAS, Metal Resin Brushed Aluminum w/ Steel Tint; HPL tops have PVC edges; all other tops are self-edged.
- Standard HPL top material is Formica 949 White Matte.
- Standard Solid Surface material is Avonite Polaris White, Matte.
- OcuWrite Back-Painted Glass color: O.BWT White.
- 24d units have a 9d base section.
- 30d units have a 15d base section.
- Vertical hinge door access standard on all units.
- All units must be attached to wall.
- Accessory power standard with Duplex and dual Charging USB, soft plug.
- Tops are included with wall hung units.
- No locks.
- Pencil catches are standard on Wall Hung Credenzas.
- Pencil catch finish standard as MRBAS, Brushed Aluminum w/Steel Tint.

+ Options:

- Specify White, Silver or Black for height adjustable leg color.
- To add metal edge to Wood, Laminate or Acrylic Solid Surface tops, add ME to the end of Spec code, and price that correlates to top size from metal edge table.

Wall Hung Credenza 29.9-48.4h
 Height Adjustable
 Cabinet Grade Interior



Description	Spec Code	List \$	Spec Code	List \$	Spec Code	List \$	Spec Code	List \$	
	HPL Top		Wood1 Top		Solid Surface Top		OcuWrite Top		
Wall Hung 48w 24d	DZfZ4824	HP	3983	W1	4187	SS	4949	AG	5758
Wall Hung 48w 30d	DZfZ4830	HP	4286	W1	4492	SS	5295	AG	6305
Wall Hung 54w 24d	DZfZ5424	HP	4156	W1	4360	SS	5144	AG	6053
Wall Hung 54w 30d	DZfZ5430	HP	4468	W1	4674	SS	5522	AG	6658
• Wall Hung 60w 24d	DZfZ6024	HP	4307	W1	4511	SS	5336	AG	6345
Wall Hung 60w 30d	DZfZ6030	HP	4635	W1	4838	SS	5726	AG	6989
Wall Hung 66w 24d	DZfZ6624	HP	4620	W1	4661	SS	5523	AG	6633
Wall Hung 66w 30d	DZfZ6630	HP	5030	W1	5019	SS	5949	AG	7337
Wall Hung 72w 24d	DZfZ7224	HP	4620	W1	4820	SS	5717	AG	6929
Wall Hung 72w 30d	DZfZ7230	HP	5030	W1	5197	SS	6175	AG	7689
Wall Hung 78w 24d	DZfZ7824	HP	4810	W1	4974	SS	5915	AG	7228
Wall Hung 78w 30d	DZfZ7830	HP	5208	W1	5372	SS	6394	AG	8035

! Notes:

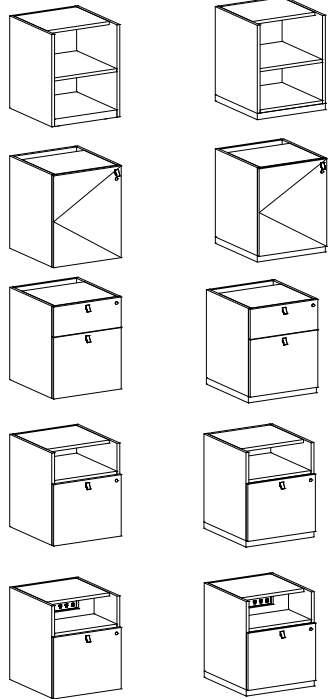
Glass tops have metal edges; MRBAS, Metal Resin Brushed Aluminum w/ Steel Tint; HPL tops have PVC edges; all other tops are self-edged.
 Standard HPL top material is Formica 949 White Matte.
 Standard Solid Surface material is Avonite Polaris White, Matte.
 OcuWrite Back-Painted Glass color: O.BWT White.
 24d units have a 9d base section.
 30d units have a 15d base section.
 Vertical hinge door access standard on all units.
 All units must be attached to wall.
 Tops are included with wall hung units.
 No locks.
 Pencil catches are standard on Wall Hung Credenzas.
 Pencil catch finish standard as MRBAS, Brushed Aluminum w/Steel Tint.

+ Options:

Specify White, Silver or Black for height adjustable leg color.
 To add metal edge to Wood, Laminate or Acrylic Solid Surface tops, add ME to the end of Spec code, and price that correlates to top size from metal edge table.
 To add Power, add "PWR" to end of Item Number; Add \$209. Power includes, Duplex and dual Charging USB (A), soft plug.

Pedestals 22.4h

Description	Prod.No.	List \$	Prod.No.	List \$				
	20d		24d					
Low Pedestals	DZFB	\$ sum	DZFC	\$ sum				
Low Pedestals w/ Toe Kick	DZFBTK	\$ sum	DZFKTK	\$ sum				
	Spec Code		Spec Code		Spec Code	Add \$	Spec Code	Add \$
	Wood1 Faces	▲	Wood1 Faces	▲	Acrylic Faces		Finished Back	
Shelving 16w	A16	1049	A16	1092	—	—	FB	+56
• Shelving 18w	A18	1081	A18	1123	—	—	FB	+62
Shelving 20w	A20	1112	A20	1154	—	—	FB	+69
Shelving 24w	A24	1175	A24	1217	—	—	FB	+83
Shelving 30w	A30	1269	A30	1313	—	—	FB	+105
Shelving 36w	A36	1363	A36	1406	—	—	FB	+125
Cabinet 16w LH	CL16	1433	CL16	1477	A	+328	FB	+56
Cabinet 16w RH	CR16	1433	CR16	1477	A	+328	FB	+56
• Cabinet 18w LH	CL18	1475	CL18	1519	A	+328	FB	+62
Cabinet 18w RH	CR18	1475	CR18	1519	A	+328	FB	+62
Cabinet 20w LH	CL20	1517	CL20	1561	A	+328	FB	+69
Cabinet 20w RH	CR20	1517	CR20	1561	A	+328	FB	+69
Cabinet 24w DBL	C24	1633	C24	1676	A	+328	FB	+83
Cabinet 30w DBL	C30	1742	C30	1801	A	+328	FB	+105
Cabinet 36w DBL	C36	1885	C36	1928	A	+328	FB	+125
Box/File 16w	R16	1584	R16	1659	A	+328	FB	+56
• Box/File 18w	R18	1601	R18	1664	A	+328	FB	+62
Box/File 20w	R20	1635	R20	1710	A	+328	FB	+69
Box/File 24w	R24	1673	R24	1751	A	+328	FB	+83
Box/File 30w	R30	1762	R30	1841	A	+328	FB	+105
Box/File 36w	R36	1838	R36	1919	A	+328	FB	+125
Open/File 16w	W16	1535	W16	1651	A	+328	FB	+56
• Open/File 18w	W18	1557	W18	1666	A	+328	FB	+62
Open/File 20w	W20	1588	W20	1712	A	+328	FB	+69
Open/File 24w	W24	1637	W24	1769	A	+328	FB	+83
Open/File 30w	W30	1729	W30	1876	A	+328	FB	+105
Open/File 36w	W36	1808	W36	1966	A	+328	FB	+125
Trash/Recycle 18w	T18	1526	T18	1619	A	+328	FB	+62
Trash/Recycle 20w	T20	1579	T20	1644	A	+328	FB	+69
Trash/Recycle 24w	T24	1628	T24	1712	A	+328	FB	+83



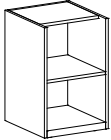
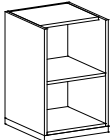
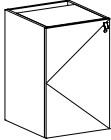
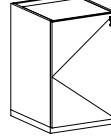
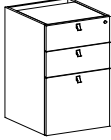
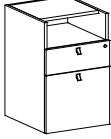
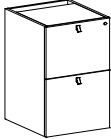
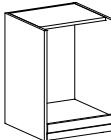
! Notes:

All pedestals have unfinished backs and are manufactured as combined units.
 X4 extends the outer end panels 4 inches, to 24d, inside panels remain at 20d. Only available on 20d pedestals.
 Pull finish is standard MRBAS, for polished specify MPA, Polished Aluminum.
 Toe kick finish is standard MRBAS, Brushed Aluminum w/Steel Tint; for polished specify MPA, Polished Aluminum.
 Locks included standard.
 Power option on Open/File, includes (1) 60w USB-C, (2) Simplex and (2) Standard USB charging.
 Acrylic faces are Stylelite Arctic White standard.
 Trash/Recycle units 18w x 20d and 20w x 20d contain (1) Trash/Recycle bin.
 Trash/Recycle units 24w x 20d and all units 24d contain (2) Trash/Recycle bins.

+ Options:

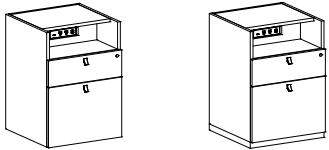
For pedestals with toe kick, use prefix code with toe kick.
 To extend the 20d pedestals on the end for wire passage, append X4 to end of the prefix code; Add \$119.
 To add power to the Open/File pedestal, append PWR to the spec code; add \$851.
 To change faces to Acrylic, add A to the spec code and add dollar amount for faces to total.
 To add finished back add FB and add dollar amount to total.
 For ventilation cutout add code VS, add \$344 to pedestal.

Pedestals 28.4h

Description	Prod.No.	List \$	Prod.No.	List \$	Prod.No.	List \$	Prod.No.	List \$	Prod.No.	List \$	Prod.No.	List \$	
	20d		24d		30d		36d						
Pedestals	DZFD	\$ sum	DZFE	\$ sum	DZFF	\$ sum	DZFG	\$ sum					
Pedestals w/ Toe Kick	DZFDTK	\$ sum	DZFETK	\$ sum	DZFFTK	\$ sum	DZFGTK	\$ sum					
	Spec Code		Spec Code		Spec Code		Spec Code		Spec Code	Add \$	Spec Code	Add \$	
	Wood1 Faces	▲	Wood1 Faces	▲	Wood1 Faces	▲	Wood1 Faces	▲	Acrylic Faces		Finished Back		
	Shelving 16w	A16	1117	A16	1170	—	—	—	—	—	FB	+69	
	• Shelving 18w	A18	1149	A18	1204	—	—	—	—	—	FB	+79	
	Shelving 20w	A20	1183	A20	1237	—	—	—	—	—	FB	+86	
	Shelving 24w	A24	1250	A24	1303	—	—	—	—	—	FB	+105	
	Shelving 30w	A30	1349	A30	1403	—	—	—	—	—	FB	+129	
	Shelving 36w	A36	1449	A36	1503	—	—	—	—	—	FB	+155	
	Cabinet 16w LH	CL16	1500	CL16	1556	—	—	—	A	+328	FB	+69	
	Cabinet 16w RH	CR16	1500	CR16	1556	—	—	—	A	+328	FB	+69	
	• Cabinet 18w LH	CL18	1544	CL18	1599	—	—	—	A	+328	FB	+79	
	Cabinet 18w RH	CR18	1544	CR18	1599	—	—	—	A	+328	FB	+79	
	Cabinet 20w LH	CL20	1590	CL20	1643	—	—	—	A	+328	FB	+86	
	Cabinet 20w RH	CR20	1590	CR20	1643	—	—	—	A	+328	FB	+86	
	Cabinet 24w LH	CL24	1676	CL24	1730	—	—	—	A	+328	FB	+105	
	Cabinet 24w RH	CR24	1676	CR24	1730	—	—	—	A	+328	FB	+105	
	Cabinet 30w DBL	C30	1822	C30	1893	—	—	—	A	+328	FB	+129	
	Cabinet 36w DBL	C36	1971	C36	2026	—	—	—	A	+328	FB	+155	
	2Box/File 16w	H16	1822	H16	1907	H16	2156	H16	2225	A	+328	FB	+69
	• 2Box/File 18w	H18	1838	H18	1916	H18	2198	H18	2270	A	+328	FB	+79
	2Box/File 20w	H20	1885	H20	1973	H20	2225	H20	2300	A	+328	FB	+86
	2Box/File 24w	H24	1933	H24	2027	—	—	—	A	+328	FB	+105	
	2Box/File 30w	H30	2047	H30	2141	—	—	—	A	+328	FB	+129	
	2Box/File 36w	H36	2146	H36	2243	—	—	—	A	+328	FB	+155	
	Open/Box/File 16w	X16	1779	X16	1910	X16	2114	X16	2212	A	+328	FB	+69
	• Open/Box/File 18w	X18	1802	X18	1927	X18	2159	X18	2261	A	+328	FB	+79
	Open/Box/File 20w	X20	1845	X20	1987	X20	2192	X20	2297	A	+328	FB	+86
	Open/Box/File 24w	X24	1904	X24	2057	—	—	—	A	+328	FB	+105	
	Open/Box/File 30w	X30	2020	X30	2186	—	—	—	A	+328	FB	+129	
	Open/Box/File 36w	X36	2124	X36	2301	—	—	—	A	+328	FB	+155	
	File/File 16w	K16	1685	K16	1804	K16	1949	K16	2020	A	+328	FB	+69
	• File/File 18w	K18	1706	K18	1800	K18	1990	K18	2062	A	+328	FB	+79
	File/File 20w	K20	1745	K20	1863	K20	2015	K20	2091	A	+328	FB	+86
	File/File 24w	K24	1796	K24	1919	—	—	—	A	+328	FB	+105	
	File/File 30w	K30	1914	K30	2036	—	—	—	A	+328	FB	+129	
	File/File 36w	K36	2003	K36	2128	—	—	—	A	+328	FB	+155	
	Utility Tray 16w	U16	1535	U16	1593	—	—	—	—	—	FB	+69	
	• Utility Tray 18w	U18	1553	U18	1613	—	—	—	—	—	FB	+79	
	Utility Tray 20w	U20	1582	U20	1642	—	—	—	—	—	FB	+86	
	Utility Tray 24w	U24	1623	U24	1685	—	—	—	—	—	FB	+105	
	Utility Tray 30w	U30	1698	U30	1759	—	—	—	—	—	FB	+129	
	Utility Tray 36w	U36	1770	U36	1832	—	—	—	—	—	FB	+155	
	Trash/Recycle 18w	T18	1643	T18	1737	—	—	—	A	+328	FB	+79	
	Trash/Recycle 20w	T20	1667	T20	1760	—	—	—	A	+328	FB	+86	
	Trash/Recycle 24w	T24	1732	T24	1826	—	—	—	A	+328	FB	+105	

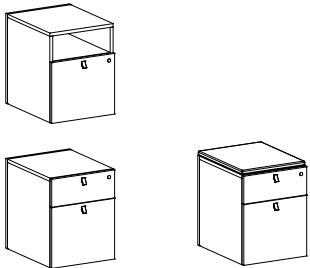
> See following page for Notes and Options.

Pedestals 28.4h (cont.)



Description	Product No.	Spec Code	List \$	Spec Code	Add \$
! Notes (for product listing on prior page): All pedestals have unfinished backs and are manufactured as combined units. X4 extends the outer end panels 4 inches, to 24d, inside panels remain at 20d. Only available on 20d pedestals. X6 extends the outer end panels 6 inches, to 30 in, 36in. Inside panels remain at 24 and 30 inches. Only available on 24d and 30d pedestals. Pull finish is standard MRBAS, Brushed Aluminum w/Steel tint; for polished specify MPA, Polished Aluminum. Toe kick finish is standard MRBAS, Brushed Aluminum w/Steel Tint; for polished specify MPA, Polished Aluminum. Acrylic faces are Stylelite Arctic White standard. Locks included standard. Power option on Open/Box/File, includes (1) 60w USB-C, (2) Simplex and (2) Standard USB charging. Trash/Recycle units 18w x 20d and 20w x 20d contain (1) Trash/Recycle bin. Trash/Recycle units 24w x 20d and all units 24d contain (2) Trash/Recycle bins. + Options: For pedestals with toe kick, use prefix code with toe kick. To extend the 20d pedestals on the end for wire passage, append X4 to end of the prefix code; add \$145. To extend the 30d pedestals on the end for wire passage, append X6 to end of the prefix code; add \$218. To add power to the Open/Box/File pedestal, append PWR to the spec code; add \$851. To change faces to Acrylic, add A to the spec code and add dollar amount for faces to total. To add finished back add FB and add dollar amount to total. For ventilation cutout add code VS, add \$344 to pedestal.					

Mobile Pedestals 21h

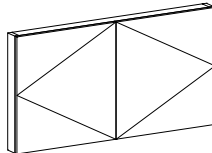
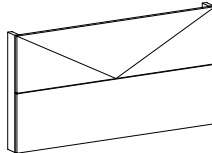
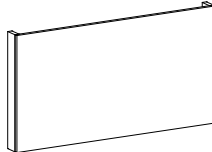
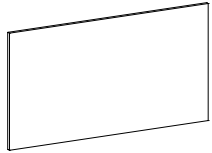


20d		Open/File		Box/File		Acrylic Faces
Mobile Ped 16w		DZFHF16	1535	DZFHBF16	1584	A +328
Mobile Ped 18w		DZFHF18	1557	DZFHBF18	1601	A +328
Mobile Ped 24w		DZFHF24	1588	DZFHBF24	1635	A +328

20d	COM yds	Open/File		Box/File		Acrylic Faces
• Mobile Ped 16w w Cushion	1	DZFHF16C	1735	DZFHBF16C	1786	A +328
Mobile Ped 18w w Cushion	1	DZFHF18C	1757	DZFHBF18C	1799	A +328
Mobile Ped 24w w Cushion	1	DZFHF24C	1788	DZFHBF24C	1835	A +328

! Notes:
 Pull finish is standard MRBAS, Brushed Aluminum w/Steel tint; for polished specify MPA, Polished Aluminum.
 Locks included standard.
 Finished backs standard.
 + Options:
 Acrylic faces are Stylelite Arctic White standard.

Modesty Panels



Description	Product No.	List \$	Product No.	List \$	Product No.	List \$	Product No.	List \$
22.4h	Fixed Finished Back 0.75d		Removable 3d		Horizontal Hinged 3d		Vertical Hinged 3d	
ModPanel: Low Credenza 16w	DZGFA-16	410	DZGRA-16	470	—	—	—	—
ModPanel: Low Credenza 18w	DZGFA-18	421	DZGRA-18	481	—	—	—	—
ModPanel: Low Credenza 20w	DZGFA-20	431	DZGRA-20	492	—	—	—	—
ModPanel: Low Credenza 24w	DZGFA-24	453	DZGRA-24	514	—	—	—	—
ModPanel: Low Credenza 30w	DZGFA-30	484	DZGRA-30	546	—	—	—	—
ModPanel: Low Credenza 36w	DZGFA-36	518	DZGRA-36	578	DZGHA-36	861	DZGVA-36	932
ModPanel: Low Credenza 42w	DZGFA-42	549	DZGRA-42	611	DZGHA-42	893	DZGVA-42	965
ModPanel: Low Credenza 48w	DZGFA-48	581	DZGRA-48	643	DZGHA-48	926	DZGVA-48	997
ModPanel: Low Credenza 54w	DZGFA-54	614	DZGRA-54	674	DZGHA-54	958	DZGVA-54	1029
ModPanel: Low Credenza 60w	DZGFA-60	647	DZGRA-60	839	DZGHA-60	1165	DZGVA-60	1228
ModPanel: Low Credenza 72w	DZGFA-72	678	DZGRA-72	870	DZGHA-72	1196	DZGVA-72	1260
ModPanel: Low Credenza 84w	—	—	DZGRA-84	904	DZGHA-84	1229	DZGVA-84	1293
ModPanel: Low Credenza 96w	—	—	DZGRA-96	935	DZGHA-96	1261	DZGVA-96	1325
ModPanel: Low Credenza 108w	—	—	DZGRA-108	970	DZGHA-108	1294	DZGVA-108	1358
ModPanel: Low Credenza 120w	—	—	DZGRA-120	1001	DZGHA-120	1326	DZGVA-120	1389
28.4	Fixed Finished Back 0.75d		Removable 3d		Horizontal Hinged 3d		Vertical Hinged 3d	
ModPanel: Credenza 16w	DZGFB-16	431	DZGRB-16	492	—	—	—	—
ModPanel: Credenza 18w	DZGFB-18	444	DZGRB-18	505	—	—	—	—
ModPanel: Credenza 20w	DZGFB-20	458	DZGRB-20	519	—	—	—	—
ModPanel: Credenza 24w	DZGFB-24	484	DZGRB-24	546	—	—	—	—
ModPanel: Credenza 30w	DZGFB-30	524	DZGRB-30	586	—	—	—	—
ModPanel: Credenza 36w	DZGFB-36	565	DZGRB-36	626	DZGHB-36	909	DZGVB-36	980
ModPanel: Credenza 42w	DZGFB-42	607	DZGRB-42	668	DZGHB-42	950	DZGVB-42	1020
ModPanel: Credenza 48w	DZGFB-48	647	DZGRB-48	708	DZGHB-48	990	DZGVB-48	1061
ModPanel: Credenza 54w	DZGFB-54	688	DZGRB-54	749	DZGHB-54	1030	DZGVB-54	1101
ModPanel: Credenza 60w	DZGFB-60	728	DZGRB-60	948	DZGHB-60	1274	DZGVB-60	1337
ModPanel: Credenza 72w	DZGFB-72	768	DZGRB-72	989	DZGHB-72	1313	DZGVB-72	1377
ModPanel: Credenza 84w	—	—	DZGRB-84	1029	DZGHB-84	1355	DZGVB-84	1418
ModPanel: Credenza 96w	—	—	DZGRB-96	1069	DZGHB-96	1396	DZGVB-96	1458
ModPanel: Credenza 108w	—	—	DZGRB-108	1109	DZGHB-108	1436	DZGVB-108	1498
ModPanel: Credenza 120w	—	—	DZGRB-120	1150	DZGHB-120	1475	DZGVB-120	1539

! Notes:

Panels over 54 inches come with T panel included.

Parametric pricing, use price of panel just larger than size needed, Replace dimension on Product number with actual dimension.

+ Options (for all except Fixed Finished Back panels):

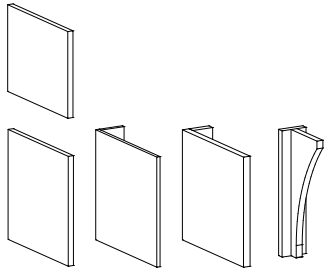
For finished end left, add L to the product number.

Ex. For 16w 22.4h Removable ModPanel with finished end left, product number is DZGRA-16L

For finished end right, add R to the product number.

For finished both ends, add B to the product number.

Base Panels



Description	Product No.	List \$	Product No.	List \$	Product No.	List \$	Product No.	List \$
22.4h	End Panels 1.5th		L-Panels 6w 0.75th		L-Panels 6w 1.5th		T-Panels 6w 1.5th	
Base Panel 20d 22.4h	DZHA20	471	DZHC20	464	DZHE20	509	DZHG20	548
Base Panel 24d 22.4h	DZHA24	509	DZHC24	484	DZHE24	545	DZHG24	585
• Base Panel 30d 22.4h	DZHA30	545	DZHC30	518	DZHE30	582	DZHG30	623
Base Panel 36d 22.4h	DZHA36	582	DZHC36	549	DZHE36	620	DZHG36	660
28.4h	End Panels 1.5th		L-Panels 6w 0.75th		L-Panels 6w 1.5th		T-Panels 6w 1.5th	
Base Panel 20d 28.4h	DZHB20	509	DZHD20	498	DZHF20	554	DZHH20	595
Base Panel 24d 28.4h	DZHB24	554	DZHD24	524	DZHF24	602	DZHH24	642
• Base Panel 30d 28.4h	DZHB30	602	DZHD30	565	DZHF30	647	DZHH30	688
Base Panel 36d 28.4h	DZHB36	647	DZHD36	607	DZHF36	692	DZHH36	733

! Notes:

End Panels to be used only next to pedestals.
 L-Panels to be used when not next to a pedestal.
 Specify L for left, or R for right hand End or L-panel. Place at the end of the Product number.
 T-Panels must be used on open spans larger than 54w.

Top Supports

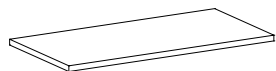


1.5th			
Top Supports 12w 4.5h	DZHJ12	403	
• Top Supports 15w 4.5h	DZHJ15	411	
Top Supports 18w 4.5h	DZHJ18	421	

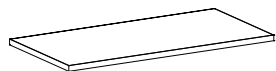
! Notes:

Top supports assist in the transition of tops from standard height to low credenza height.

Tops, High Pressure Laminate



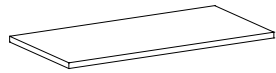
Description	Product No.	List \$	Product No.	List \$	Product No.	List \$	Product No.	List \$	Product No.	List \$	Product No.	List \$		
PVC Edge 1.5th	20d		24d		30d		36d		42d		48d		60d	
Top/Flat HPL:Self 16w	DZJA2016	557	DZJA2416	571	DZJA3016	590	DZJA3616	611	DZJA4216	631	DZJA4816	650	DZJA6016	692
Top/Flat HPL:Self 18w	DZJA2018	565	DZJA2418	581	DZJA3018	603	DZJA3618	626	DZJA4218	648	DZJA4818	671	DZJA6018	717
Top/Flat HPL:Self 20w	DZJA2020	575	DZJA2420	590	DZJA3020	617	DZJA3620	642	DZJA4220	666	DZJA4820	692	DZJA6020	742
Top/Flat HPL:Self 24w	DZJA2024	590	DZJA2424	611	DZJA3024	642	DZJA3624	671	DZJA4224	701	DZJA4824	731	DZJA6024	793
Top/Flat HPL:Self 30w	DZJA2030	617	DZJA2430	642	DZJA3030	678	DZJA3630	717	DZJA4230	755	DZJA4830	793	DZJA6030	869
Top/Flat HPL:Self 36w	DZJA2036	642	DZJA2436	671	DZJA3036	717	DZJA3636	762	DZJA4236	807	DZJA4836	854	DZJA6036	945
Top/Flat HPL:Self 42w	DZJA2042	666	DZJA2442	701	DZJA3042	755	DZJA3642	807	DZJA4242	862	DZJA4842	914	DZJA6042	1020
Top/Flat HPL:Self 48w	DZJA2048	692	DZJA2448	731	DZJA3048	793	DZJA3648	854	DZJA4248	914	DZJA4848	975	DZJA6048	1097
Top/Flat HPL:Self 54w	DZJA2054	717	DZJA2454	762	DZJA3054	830	DZJA3654	900	DZJA4254	968	DZJA4854	1035	DZJA6054	1171
Top/Flat HPL:Self 60w	DZJA2060	742	DZJA2460	793	DZJA3060	869	DZJA3660	945	DZJA4260	1020	DZJA4860	1097	DZJA6060	1247
Top/Flat HPL:Self 66w	DZJA2066	768	DZJA2466	823	DZJA3066	908	DZJA3666	990	DZJA4266	1073	DZJA4866	1157	DZJA6066	1324
Top/Flat HPL:Self 72w	DZJA2072	793	DZJA2472	854	DZJA3072	945	DZJA3672	1035	DZJA4272	1127	DZJA4872	1217	DZJA6072	1400
Top/Flat HPL:Self 78w	DZJA2078	819	DZJA2478	884	DZJA3078	983	DZJA3678	1082	DZJA4278	1180	DZJA4878	1278	DZJA6078	1475
Top/Flat HPL:Self 84w	DZJA2084	843	DZJA2484	914	DZJA3084	1020	DZJA3684	1127	DZJA4284	1232	DZJA4884	1340	DZJA6084	1552
Top/Flat HPL:Self 90w	DZJA2090	869	DZJA2490	945	DZJA3090	1058	DZJA3690	1171	DZJA4290	1287	DZJA4890	1400	DZJA6090	1627
Top/Flat HPL:Self 96w	DZJA2096	894	DZJA2496	975	DZJA3096	1097	DZJA3696	1217	DZJA4296	1340	DZJA4896	1460	DZJA6096	1703
Top/Flat HPL:Self 102w	DZJA2102	919	DZJA24102	1006	DZJA30102	1134	DZJA36102	1263	DZJA42102	1391	DZJA48102	1521	DZJA60102	1779
Top/Flat HPL:Self 108w	DZJA2108	945	DZJA24108	1035	DZJA30108	1171	DZJA36108	1309	DZJA42108	1445	DZJA48108	1581	DZJA60108	1855
Top/Flat HPL:Self 114w	DZJA2114	971	DZJA24114	1066	DZJA30114	1210	DZJA36114	1355	DZJA42114	1498	DZJA48114	1642	DZJA60114	1931
Top/Flat HPL:Self 120w	DZJA2120	996	DZJA24120	1097	DZJA30120	1247	DZJA36120	1400	DZJA42120	1552	DZJA48120	1703	DZJA60120	2006



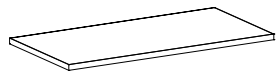
Description	Suffix Code.	Add \$	Suffix Code	Add \$	Suffix Code	Add \$	Suffix Code.	Add \$	Suffix Code	Add \$	Suffix Code	Add \$	Suffix Code	Add \$
Metal Edge 1.5th	20d		24d		30d		36d		42d		48d		60d	
Top/Flat HPL:Metal 16w	...ME	806	...ME	845	...ME	903	...ME	961	...ME	1019	...ME	1076	...ME	1193
Top/Flat HPL:Metal 18w	...ME	824	...ME	864	...ME	923	...ME	979	...ME	1038	...ME	1097	...ME	1211
Top/Flat HPL:Metal 20w	...ME	845	...ME	883	...ME	943	...ME	998	...ME	1057	...ME	1116	...ME	1232
Top/Flat HPL:Metal 24w	...ME	883	...ME	923	...ME	979	...ME	1038	...ME	1097	...ME	1154	...ME	1271
Top/Flat HPL:Metal 30w	...ME	943	...ME	979	...ME	1038	...ME	1097	...ME	1154	...ME	1211	...ME	1328
Top/Flat HPL:Metal 36w	...ME	998	...ME	1038	...ME	1097	...ME	1154	...ME	1211	...ME	1271	...ME	1386
Top/Flat HPL:Metal 42w	...ME	1057	...ME	1097	...ME	1154	...ME	1211	...ME	1271	...ME	1328	...ME	1445
Top/Flat HPL:Metal 48w	...ME	1116	...ME	1154	...ME	1211	...ME	1271	...ME	1328	...ME	1386	...ME	1503
Top/Flat HPL:Metal 54w	...ME	1172	...ME	1211	...ME	1271	...ME	1328	...ME	1386	...ME	1445	...ME	1560
Top/Flat HPL:Metal 60w	...ME	1232	...ME	1271	...ME	1328	...ME	1386	...ME	1445	...ME	1503	...ME	1619
Top/Flat HPL:Metal 66w	...ME	1290	...ME	1328	...ME	1386	...ME	1445	...ME	1503	...ME	1560	...ME	1676
Top/Flat HPL:Metal 72w	...ME	1348	...ME	1386	...ME	1445	...ME	1503	...ME	1560	...ME	1619	...ME	1734
Top/Flat HPL:Metal 78w	...ME	1405	...ME	1445	...ME	1503	...ME	1560	...ME	1619	...ME	1676	...ME	1793
Top/Flat HPL:Metal 84w	...ME	1464	...ME	1503	...ME	1560	...ME	1619	...ME	1676	...ME	1734	...ME	1852
Top/Flat HPL:Metal 90w	...ME	1522	...ME	1560	...ME	1619	...ME	1676	...ME	1734	...ME	1793	...ME	1908
Top/Flat HPL:Metal 96w	...ME	1579	...ME	1619	...ME	1676	...ME	1734	...ME	1793	...ME	1852	...ME	1966
Top/Flat HPL:Metal 102w	...ME	1637	...ME	1676	...ME	1734	...ME	1793	...ME	1852	...ME	1908	...ME	2026
Top/Flat HPL:Metal 108w	...ME	1697	...ME	1734	...ME	1793	...ME	1852	...ME	1908	...ME	1966	...ME	2083
Top/Flat HPL:Metal 114w	...ME	1753	...ME	1793	...ME	1852	...ME	1908	...ME	1966	...ME	2026	...ME	2141
Top/Flat HPL:Metal 120w	...ME	1812	...ME	1852	...ME	1908	...ME	1966	...ME	2026	...ME	2083	...ME	2199

! Notes:
 Standard HPL top material is Formica 949 White Matte.
 For metal edges, append ME to the Product No. and add the price shown above.
 > See page AD27 for additional Notes and Options.

Tops, Wood 1

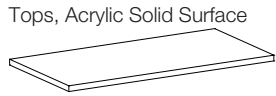


Description	Product No.	List \$	Product No.	List \$	Product No.	List \$	Product No.	List \$	Product No.	List \$	Product No.	List \$	Product No.	List \$
Self Edge, 1.5th	20d		24d		30d		36d		42d		48d		60d	
Top/Flat Wood1:Self 16w	DZJB2016	866	DZJB2416	879	DZJB3016	897	DZJB3616	917	DZJB4216	935	DZJB4816	956	DZJB6016	993
Top/Flat Wood1:Self 18w	DZJB2018	873	DZJB2418	888	DZJB3018	910	DZJB3618	932	DZJB4218	953	DZJB4818	975	DZJB6018	1019
Top/Flat Wood1:Self 20w	DZJB2020	882	DZJB2420	897	DZJB3020	923	DZJB3620	946	DZJB4220	971	DZJB4820	993	DZJB6020	1042
Top/Flat Wood1:Self 24w	DZJB2024	897	DZJB2424	917	DZJB3024	946	DZJB3624	975	DZJB4224	1003	DZJB4824	1033	DZJB6024	1089
Top/Flat Wood1:Self 30w	DZJB2030	923	DZJB2430	946	DZJB3030	980	DZJB3630	1019	DZJB4230	1055	DZJB4830	1089	DZJB6030	1163
Top/Flat Wood1:Self 36w	DZJB2036	946	DZJB2436	975	DZJB3036	1019	DZJB3636	1061	DZJB4236	1104	DZJB4836	1148	DZJB6036	1234
Top/Flat Wood1:Self 42w	DZJB2042	971	DZJB2442	1003	DZJB3042	1055	DZJB3642	1104	DZJB4242	1154	DZJB4842	1206	DZJB6042	1307
Top/Flat Wood1:Self 48w	DZJB2048	993	DZJB2448	1033	DZJB3048	1089	DZJB3648	1148	DZJB4248	1206	DZJB4848	1263	DZJB6048	1379
Top/Flat Wood1:Self 54w	DZJB2054	1019	DZJB2454	1061	DZJB3054	1127	DZJB3654	1192	DZJB4254	1256	DZJB4854	1321	DZJB6054	1451
• Top/Flat Wood1:Self 60w	DZJB2060	1042	DZJB2460	1089	DZJB3060	1163	DZJB3660	1234	DZJB4260	1307	DZJB4860	1379	DZJB6060	1523
Top/Flat Wood1:Self 66w	DZJB2066	1066	DZJB2466	1120	DZJB3066	1198	DZJB3666	1277	DZJB4266	1357	DZJB4866	1436	DZJB6066	1595
Top/Flat Wood1:Self 72w	DZJB2072	1089	DZJB2472	1148	DZJB3072	1234	DZJB3672	1321	DZJB4272	1408	DZJB4872	1494	DZJB6072	1668
Top/Flat Wood1:Self 78w	DZJB2078	1115	DZJB2478	1177	DZJB3078	1271	DZJB3678	1364	DZJB4278	1458	DZJB4878	1553	DZJB6078	1739
Top/Flat Wood1:Self 84w	DZJB2084	1139	DZJB2484	1206	DZJB3084	1307	DZJB3684	1408	DZJB4284	1509	DZJB4884	1609	DZJB6084	1812
Top/Flat Wood1:Self 90w	DZJB2090	1163	DZJB2490	1234	DZJB3090	1343	DZJB3690	1451	DZJB4290	1559	DZJB4890	1668	DZJB6090	1884
Top/Flat Wood1:Self 96w	DZJB2096	1185	DZJB2496	1263	DZJB3096	1379	DZJB3696	1494	DZJB4296	1609	DZJB4896	1726	DZJB6096	1958
Top/Flat Wood1:Self 102w	DZJB2102	1211	DZJB24102	1292	DZJB30102	1415	DZJB36102	1538	DZJB42102	1661	DZJB48102	1782	DZJB60102	2028
Top/Flat Wood1:Self 108w	DZJB2108	1234	DZJB24108	1321	DZJB30108	1451	DZJB36108	1580	DZJB42108	1712	DZJB48108	1841	DZJB60108	2100
Top/Flat Wood1:Self 114w	DZJB2114	1259	DZJB24114	1349	DZJB30114	1487	DZJB36114	1623	DZJB42114	1760	DZJB48114	1898	DZJB60114	2173
Top/Flat Wood1:Self 120w	DZJB2120	1281	DZJB24120	1379	DZJB30120	1523	DZJB36120	1668	DZJB42120	1812	DZJB48120	1958	DZJB60120	2246

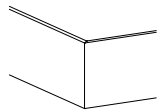


Description	Suffix Code.	Add \$	Suffix Code	Add \$	Suffix Code	Add \$	Suffix Code.	Add \$	Suffix Code	Add \$	Suffix Code	Add \$	Suffix Code	Add \$
Metal Edge 1.5th	20d		24d		30d		36d		42d		48d		60d	
Top/Flat Wood1:Metal 16w	...ME	806	...ME	845	...ME	903	...ME	961	...ME	1019	...ME	1076	...ME	1193
Top/Flat Wood1:Metal 18w	...ME	824	...ME	864	...ME	923	...ME	979	...ME	1038	...ME	1097	...ME	1211
Top/Flat Wood1:Metal 20w	...ME	845	...ME	883	...ME	943	...ME	998	...ME	1057	...ME	1116	...ME	1232
Top/Flat Wood1:Metal 24w	...ME	883	...ME	923	...ME	979	...ME	1038	...ME	1097	...ME	1154	...ME	1271
Top/Flat Wood1:Metal 30w	...ME	943	...ME	979	...ME	1038	...ME	1097	...ME	1154	...ME	1211	...ME	1328
Top/Flat Wood1:Metal 36w	...ME	998	...ME	1038	...ME	1097	...ME	1154	...ME	1211	...ME	1271	...ME	1386
Top/Flat Wood1:Metal 42w	...ME	1057	...ME	1097	...ME	1154	...ME	1211	...ME	1271	...ME	1328	...ME	1445
Top/Flat Wood1:Metal 48w	...ME	1116	...ME	1154	...ME	1211	...ME	1271	...ME	1328	...ME	1386	...ME	1503
Top/Flat Wood1:Metal 54w	...ME	1172	...ME	1211	...ME	1271	...ME	1328	...ME	1386	...ME	1445	...ME	1560
Top/Flat Wood1:Metal 60w	...ME	1232	...ME	1271	...ME	1328	...ME	1386	...ME	1445	...ME	1503	...ME	1619
Top/Flat Wood1:Metal 66w	...ME	1290	...ME	1328	...ME	1386	...ME	1445	...ME	1503	...ME	1560	...ME	1676
Top/Flat Wood1:Metal 72w	...ME	1348	...ME	1386	...ME	1445	...ME	1503	...ME	1560	...ME	1619	...ME	1734
Top/Flat Wood1:Metal 78w	...ME	1405	...ME	1445	...ME	1503	...ME	1560	...ME	1619	...ME	1676	...ME	1793
Top/Flat Wood1:Metal 84w	...ME	1464	...ME	1503	...ME	1560	...ME	1619	...ME	1676	...ME	1734	...ME	1852
Top/Flat Wood1:Metal 90w	...ME	1522	...ME	1560	...ME	1619	...ME	1676	...ME	1734	...ME	1793	...ME	1908
Top/Flat Wood1:Metal 96w	...ME	1579	...ME	1619	...ME	1676	...ME	1734	...ME	1793	...ME	1852	...ME	1966
Top/Flat Wood1:Metal 102w	...ME	1637	...ME	1676	...ME	1734	...ME	1793	...ME	1852	...ME	1908	...ME	2026
Top/Flat Wood1:Metal 108w	...ME	1697	...ME	1734	...ME	1793	...ME	1852	...ME	1908	...ME	1966	...ME	2083
Top/Flat Wood1:Metal 114w	...ME	1753	...ME	1793	...ME	1852	...ME	1908	...ME	1966	...ME	2026	...ME	2141
Top/Flat Wood1:Metal 120w	...ME	1812	...ME	1852	...ME	1908	...ME	1966	...ME	2026	...ME	2083	...ME	2199

! Notes:
 Standard HPL top material is Formica 949 White Matte.
 For metal edges, append ME to the Product No. and add the price shown above.
 > See page AD27 for additional Notes and Options.



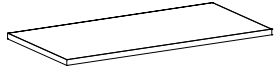
Description	Product No.	List \$	Product No.	List \$	Product No.	List \$	Product No.	List \$	Product No.	List \$	Product No.	List \$	Product No.	List \$
Self Edge, 1.5th	20d		24d		30d		36d		42d		48d		60d	
Top/Flat SolidS:Self 16w	DZJC2016	1216	DZJC2416	1253	DZJC3016	1307	DZJC3616	1361	DZJC4216	1418	DZJC4816	1471	DZJC6016	1580
Top/Flat SolidS:Self 18w	DZJC2018	1238	DZJC2418	1280	DZJC3018	1342	DZJC3618	1403	DZJC4218	1465	DZJC4818	1526	DZJC6018	1649
Top/Flat SolidS:Self 20w	DZJC2020	1261	DZJC2420	1307	DZJC3020	1376	DZJC3620	1445	DZJC4220	1512	DZJC4820	1580	DZJC6020	1717
Top/Flat SolidS:Self 24w	DZJC2024	1307	DZJC2424	1361	DZJC3024	1445	DZJC3624	1526	DZJC4224	1608	DZJC4824	1690	DZJC6024	1855
Top/Flat SolidS:Self 30w	DZJC2030	1376	DZJC2430	1445	DZJC3030	1547	DZJC3630	1649	DZJC4230	1752	DZJC4830	1855	DZJC6030	2059
Top/Flat SolidS:Self 36w	DZJC2036	1445	DZJC2436	1526	DZJC3036	1649	DZJC3636	1773	DZJC4236	1896	DZJC4836	2018	DZJC6036	2265
Top/Flat SolidS:Self 42w	DZJC2042	1512	DZJC2442	1608	DZJC3042	1752	DZJC3642	1896	DZJC4242	2039	DZJC4842	2183	DZJC6042	2470
Top/Flat SolidS:Self 48w	DZJC2048	1580	DZJC2448	1690	DZJC3048	1855	DZJC3648	2018	DZJC4248	2183	DZJC4848	2347	DZJC6048	2676
Top/Flat SolidS:Self 54w	DZJC2054	1649	DZJC2454	1773	DZJC3054	1958	DZJC3654	2141	DZJC4254	2327	DZJC4854	2510	DZJC6054	2881
• Top/Flat SolidS:Self 60w	DZJC2060	1717	DZJC2460	1855	DZJC3060	2059	DZJC3660	2265	DZJC4260	2470	DZJC4860	2676	DZJC6060	3086
Top/Flat SolidS:Self 66w	DZJC2066	1786	DZJC2466	1937	DZJC3066	2162	DZJC3666	2387	DZJC4266	2613	DZJC4866	2839	DZJC6066	3290
Top/Flat SolidS:Self 72w	DZJC2072	1855	DZJC2472	2018	DZJC3072	2265	DZJC3672	2510	DZJC4272	2758	DZJC4872	3005	DZJC6072	3497
Top/Flat SolidS:Self 78w	DZJC2078	1923	DZJC2478	2100	DZJC3078	2368	DZJC3678	2634	DZJC4278	2900	DZJC4878	3168	DZJC6078	3701
Top/Flat SolidS:Self 84w	DZJC2084	1991	DZJC2484	2183	DZJC3084	2470	DZJC3684	2758	DZJC4284	3045	DZJC4884	3332	DZJC6084	3907
Top/Flat SolidS:Self 90w	DZJC2090	2059	DZJC2490	2265	DZJC3090	2572	DZJC3690	2881	DZJC4290	3187	DZJC4890	3497	DZJC6090	4112
Top/Flat SolidS:Self 96w	DZJC2096	2128	DZJC2496	2347	DZJC3096	2676	DZJC3696	3005	DZJC4296	3332	DZJC4896	3660	DZJC6096	4316
Top/Flat SolidS:Self 102w	DZJC2102	2198	DZJC24102	2429	DZJC30102	2778	DZJC36102	3127	DZJC42102	3476	DZJC48102	3825	DZJC60102	4521
Top/Flat SolidS:Self 108w	DZJC2108	2265	DZJC24108	2510	DZJC30108	2881	DZJC36108	3249	DZJC42108	3619	DZJC48108	3989	DZJC60108	4727
Top/Flat SolidS:Self 114w	DZJC2114	2333	DZJC24114	2594	DZJC30114	2983	DZJC36114	3373	DZJC42114	3763	DZJC48114	4154	DZJC60114	4931
Top/Flat SolidS:Self 120w	DZJC2120	2402	DZJC24120	2676	DZJC30120	3086	DZJC36120	3497	DZJC42120	3907	DZJC48120	4316	DZJC60120	5138



Description	Suffix Code.	Add \$	Suffix Code	Add \$	Suffix Code	Add \$	Suffix Code.	Add \$	Suffix Code	Add \$	Suffix Code	Add \$	Suffix Code	Add \$
Metal Edge 1.5th	20d		24d		30d		36d		42d		48d		60d	
Top/Flat SolidS:Metal 16w	...ME	806	...ME	845	...ME	903	...ME	961	...ME	1019	...ME	1076	...ME	1193
Top/Flat SolidS:Metal 18w	...ME	824	...ME	864	...ME	923	...ME	979	...ME	1038	...ME	1097	...ME	1211
Top/Flat SolidS:Metal 20w	...ME	845	...ME	883	...ME	943	...ME	998	...ME	1057	...ME	1116	...ME	1232
Top/Flat SolidS:Metal 24w	...ME	883	...ME	923	...ME	979	...ME	1038	...ME	1097	...ME	1154	...ME	1271
Top/Flat SolidS:Metal 30w	...ME	943	...ME	979	...ME	1038	...ME	1097	...ME	1154	...ME	1211	...ME	1328
Top/Flat SolidS:Metal 36w	...ME	998	...ME	1038	...ME	1097	...ME	1154	...ME	1211	...ME	1271	...ME	1386
Top/Flat SolidS:Metal 42w	...ME	1057	...ME	1097	...ME	1154	...ME	1211	...ME	1271	...ME	1328	...ME	1445
Top/Flat SolidS:Metal 48w	...ME	1116	...ME	1154	...ME	1211	...ME	1271	...ME	1328	...ME	1386	...ME	1503
Top/Flat SolidS:Metal 54w	...ME	1172	...ME	1211	...ME	1271	...ME	1328	...ME	1386	...ME	1445	...ME	1560
Top/Flat SolidS:Metal 60w	...ME	1232	...ME	1271	...ME	1328	...ME	1386	...ME	1445	...ME	1503	...ME	1619
Top/Flat SolidS:Metal 66w	...ME	1290	...ME	1328	...ME	1386	...ME	1445	...ME	1503	...ME	1560	...ME	1676
Top/Flat SolidS:Metal 72w	...ME	1348	...ME	1386	...ME	1445	...ME	1503	...ME	1560	...ME	1619	...ME	1734
Top/Flat SolidS:Metal 78w	...ME	1405	...ME	1445	...ME	1503	...ME	1560	...ME	1619	...ME	1676	...ME	1793
Top/Flat SolidS:Metal 84w	...ME	1464	...ME	1503	...ME	1560	...ME	1619	...ME	1676	...ME	1734	...ME	1852
Top/Flat SolidS:Metal 90w	...ME	1522	...ME	1560	...ME	1619	...ME	1676	...ME	1734	...ME	1793	...ME	1908
Top/Flat SolidS:Metal 96w	...ME	1579	...ME	1619	...ME	1676	...ME	1734	...ME	1793	...ME	1852	...ME	1966
Top/Flat SolidS:Metal 102w	...ME	1637	...ME	1676	...ME	1734	...ME	1793	...ME	1852	...ME	1908	...ME	2026
Top/Flat SolidS:Metal 108w	...ME	1697	...ME	1734	...ME	1793	...ME	1852	...ME	1908	...ME	1966	...ME	2083
Top/Flat SolidS:Metal 114w	...ME	1753	...ME	1793	...ME	1852	...ME	1908	...ME	1966	...ME	2026	...ME	2141
Top/Flat SolidS:Metal 120w	...ME	1812	...ME	1852	...ME	1908	...ME	1966	...ME	2026	...ME	2083	...ME	2199

! Notes:
 Standard Solid Surface material is Avonite Polaris White, Matte.
 For metal edges, append ME to the Product No. and add the price shown above.
 > See page AD27 for additional Notes and Options.

Tops, OcuWrite BPGlass



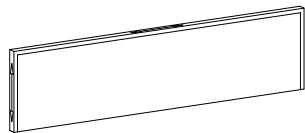
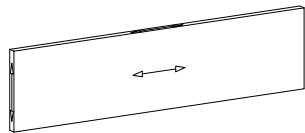
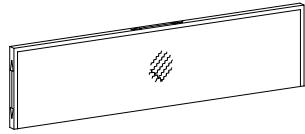
Description	Product No.	List \$	Product No.	List \$	Product No.	List \$	Product No.	List \$	Product No.	List \$	Product No.	List \$	Product No.	List \$
Metal Edge, 1.5th	20d		24d		30d		36d		42d		48d		60d	
Top/Flat OBPG: Metal 16w	DZJD2016	1568	DZJD2416	1661	DZJD3016	1799	DZJD3616	1940	DZJD4216	2080	DZJD4816	2220	DZJD6016	2500
Top/Flat OBPG: Metal 18w	DZJD2018	1620	DZJD2418	1721	DZJD3018	1871	DZJD3618	2020	DZJD4218	2170	DZJD4818	2320	DZJD6018	2620
Top/Flat OBPG: Metal 20w	DZJD2020	1674	DZJD2420	1781	DZJD3020	1941	DZJD3620	2101	DZJD4220	2262	DZJD4820	2421	DZJD6020	2743
Top/Flat OBPG: Metal 24w	DZJD2024	1781	DZJD2424	1902	DZJD3024	2082	DZJD3624	2263	DZJD4224	2443	DZJD4824	2624	DZJD6024	2986
Top/Flat OBPG: Metal 30w	DZJD2030	1941	DZJD2430	2082	DZJD3030	2294	DZJD3630	2504	DZJD4230	2716	DZJD4830	2927	DZJD6030	3350
Top/Flat OBPG: Metal 36w	DZJD2036	2101	DZJD2436	2263	DZJD3036	2504	DZJD3636	2746	DZJD4236	2989	DZJD4836	3229	DZJD6036	3715
Top/Flat OBPG: Metal 42w	DZJD2042	2262	DZJD2442	2443	DZJD3042	2716	DZJD3642	2989	DZJD4242	3262	DZJD4842	3533	DZJD6042	4079
Top/Flat OBPG: Metal 48w	DZJD2048	2421	DZJD2448	2624	DZJD3048	2927	DZJD3648	3229	DZJD4248	3533	DZJD4848	3839	DZJD6048	4444
Top/Flat OBPG: Metal 54w	DZJD2054	2582	DZJD2454	2805	DZJD3054	3138	DZJD3654	3472	DZJD4254	3806	DZJD4854	4141	DZJD6054	4807
• Top/Flat OBPG: Metal 60w	DZJD2060	2743	DZJD2460	2986	DZJD3060	3350	DZJD3660	3715	DZJD4260	4079	DZJD4860	4444	DZJD6060	5172
Top/Flat OBPG: Metal 66w	DZJD2066	2901	DZJD2466	3166	DZJD3066	3560	DZJD3666	3956	DZJD4266	4350	DZJD4866	4747	DZJD6066	5537
Top/Flat OBPG: Metal 72w	DZJD2072	3062	DZJD2472	3347	DZJD3072	3773	DZJD3672	4199	DZJD4272	4625	DZJD4872	5051	DZJD6072	5901
Top/Flat OBPG: Metal 78w	DZJD2078	3223	DZJD2478	3527	DZJD3078	3983	DZJD3678	4439	DZJD4278	4898	DZJD4878	5353	DZJD6078	6267
Top/Flat OPBG: Metal 84w	DZJD2084	3384	DZJD2484	3707	DZJD3084	4195	DZJD3684	4682	DZJD4284	5169	DZJD4884	5657	DZJD6084	6631
Top/Flat OBPG: Metal 90w	DZJD2090	3543	DZJD2490	3888	DZJD3090	4406	DZJD3690	4925	DZJD4290	5441	DZJD4890	5959	DZJD6090	6995
Top/Flat OBPG: Metal 96w	DZJD2096	3703	DZJD2496	4068	DZJD3096	4618	DZJD3696	5165	DZJD4296	5714	DZJD4896	6263	DZJD6096	7358
Top/Flat OBPG: Metal 102w	DZJD2102	3863	DZJD24102	4250	DZJD30102	4829	DZJD36102	5408	DZJD42102	5986	DZJD48102	6566	DZJD60102	7724
Top/Flat OBPG: Metal 108w	DZJD2108	4025	DZJD24108	4430	DZJD30108	5040	DZJD36108	5650	DZJD42108	6260	DZJD48108	6869	DZJD60108	8088
Top/Flat OBPG: Metal 114w	DZJD2114	4185	DZJD24114	4611	DZJD30114	5252	DZJD36114	5891	DZJD42114	6532	DZJD48114	7172	DZJD60114	8453
Top/Flat OBPG: Metal 120w	DZJD2120	4345	DZJD24120	4792	DZJD30120	5463	DZJD36120	6133	DZJD42120	6805	DZJD48120	7476	DZJD60120	8817

! Notes—Tops this page only:
 OcuWrite tops have a metal edge.
 OcuWrite Back-Painted Glass color is O.BWT White.

! Notes—All Tops:
 Metal edge finish standard as MRBAS, Brushed Aluminum w/Steel Tint.
 Metal edge will be on all edges of tops where applicable.
 Tops are 1 piece construction, so verify on larger tops that they will fit into space.

+ Options—All Tops:
 For Brush grommet/ Pencil Catch add BG to spec code and add \$5 per inch.
 Brush grommets/Pencil Catches, must be 12 inches smaller than full width of top, 6in from each end of top minimum.
 Ex. 72 inch top would get a max size brush grommet of 60 inch and the cost would be \$420.

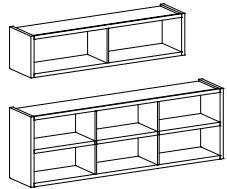
Top Dividers



Description	COM yds	Product No.	List \$	Product No.	List \$	Product No.	List \$	Product No.	List \$
		12h		15h		20h		24h	
Fabric									
Fabric: Magnetic 20w	1	DZKA2012	1096	DZKA2015	1140	DZKA2020	1190	DZKA2024	1220
Fabric: Magnetic 24w	1	DZKA2412	1127	DZKA2415	1185	DZKA2420	1241	DZKA2424	1287
Fabric: Magnetic 30w	1	DZKA3012	1167	DZKA3015	1240	DZKA3020	1304	DZKA3024	1365
Fabric: Magnetic 36w	1.2	DZKA3612	1207	DZKA3615	1294	DZKA3620	1367	DZKA3624	1445
Fabric: Magnetic 42w	1.4	DZKA4212	1247	DZKA4215	1348	DZKA4220	1429	DZKA4224	1523
Fabric: Magnetic 48w	1.5	DZKA4812	1287	DZKA4815	1402	DZKA4820	1493	DZKA4824	1602
• Fabric: Magnetic 54w	1.7	DZKA5412	1325	DZKA5415	1455	DZKA5420	1555	DZKA5424	1681
Fabric: Magnetic 60w	1.9	DZKA6012	1365	DZKA6015	1511	DZKA6020	1619	DZKA6024	1760
Fabric: Magnetic 66w	2	DZKA6612	1404	DZKA6615	1564	DZKA6620	1295	DZKA6624	1840
Fabric: Magnetic 72w	2.2	DZKA7212	1445	DZKA7215	1619	DZKA7220	1744	DZKA7224	1919
Fabric: Magnetic 78w	2.4	DZKA7812	1484	DZKA7815	1672	DZKA7820	1808	DZKA7824	1998
Wood									
Wood: 20w		DZKB2012	857	DZKB2015	886	DZKB2020	905	DZKB2024	912
Wood: 24w		DZKB2412	877	DZKB2415	912	DZKB2420	932	DZKB2424	949
Wood: 30w		DZKB3012	894	DZKB3015	941	DZKB3020	959	DZKB3024	988
Wood: 36w		DZKB3612	912	DZKB3615	970	DZKB3620	989	DZKB3624	1024
Wood: 42w		DZKB4212	931	DZKB4215	996	DZKB4220	1016	DZKB4224	1060
Wood: 48w		DZKB4812	949	DZKB4815	1024	DZKB4820	1043	DZKB4824	1098
• Wood: 54w		DZKB5412	970	DZKB5415	1052	DZKB5420	1072	DZKB5424	1136
Wood: 60w		DZKB6012	988	DZKB6015	1079	DZKB6020	1100	DZKB6024	1171
Wood: 66w		DZKB6612	1006	DZKB6615	1107	DZKB6620	1127	DZKB6624	1209
Wood: 72w		DZKB7212	1024	DZKB7215	1136	DZKB7220	1154	DZKB7224	1247
Wood: 78w		DZKB7812	1042	DZKB7815	1163	DZKB7820	1183	DZKB7824	1282
OcuWrite BPGlass									
OcuWriteBPG: Magnetic 20w		DZKC2012	1508	DZKC2015	1655	DZKC2020	1876	DZKC2024	2044
OcuWriteBPG: Magnetic 24w		DZKC2412	1622	DZKC2415	1802	DZKC2420	2063	DZKC2424	2273
OcuWriteBPG: Magnetic 30w		DZKC3012	1785	DZKC3015	2010	DZKC3020	2332	DZKC3024	2598
OcuWriteBPG: Magnetic 36w		DZKC3612	1947	DZKC3615	2220	DZKC3620	2600	DZKC3624	2925
OcuWriteBPG: Magnetic 42w		DZKC4212	2111	DZKC4215	2428	DZKC4220	2869	DZKC4224	3250
OcuWriteBPG: Magnetic 48w		DZKC4812	2273	DZKC4815	2635	DZKC4820	3137	DZKC4824	3577
• OcuWriteBPG: Magnetic 54w		DZKC5412	2435	DZKC5415	2845	DZKC5420	3406	DZKC5424	3902
OcuWriteBPG: Magnetic 60w		DZKC6012	2598	DZKC6015	3052	DZKC6020	3674	DZKC6024	4228
OcuWriteBPG: Magnetic 66w		DZKC6612	2762	DZKC6615	3262	DZKC6620	1295	DZKC6624	4554
OcuWriteBPG: Magnetic 72w		DZKC7212	2925	DZKC7215	3468	DZKC7220	4211	DZKC7224	4880
OcuWriteBPG: Magnetic 78w		DZKC7812	3087	DZKC7815	3677	DZKC7820	4478	DZKC7824	5206

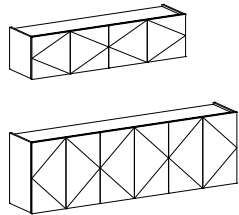
! Notes:
 All Dividers are two sided.
 All Dividers have a 0.75 Wood1 edge.
 OcuWrite Back-Painted Glass color: O.BWT White.
 Fabric panels are COM.
 Glass panels and Fabric panels are magnetic.
 Dividers are 1.5 inches thick.

Hutches, Open Shelving



Description	Product No.	List \$	Product No.	List \$	Product No.	List \$	Product No.	List \$	Product No.	List \$	Product No.	List \$
	18d		17.5h				29.5h					
Open Shelving 36w	DZLAA36	2218				DZLAB36		2879				
Open Shelving 48w	DZLAA48	2315				DZLAB48		2976				
Open Shelving 54w	DZLAA54	2363				DZLAB54		3024				
Open Shelving 60w	DZLAA60	2412				DZLAB60		3073				
Open Shelving 66w	DZLAA66	2460				DZLAB66		3149				
• Open Shelving 72w	DZLAA72	2508				DZLAB72		3225				
Open Shelving 78w	DZLAA78	2556				DZLAB78		3302				
Open Shelving 84w	DZLAA84	2606				DZLAB84		3377				
• Open Shelving 90w	DZLAA90	2654				DZLAB90		3454				
Open Shelving 96w	DZLAA96	2703				DZLAB96		3530				
Open Shelving 102w	DZLAA102	2750				DZLAB102		3608				
Open Shelving 108w	DZLAA108	2801				DZLAB108		3683				
Open Shelving 114w	DZLAA114	2849				DZLAB114		3760				
Open Shelving 120w	DZLAA120	2897				DZLAB120		3834				

Hutches, Cabinet Doors



Description	#Doors	17.5h			29.5h								
		Wood1 Doors	Acrylic Doors	OcuWriteBPG Doors	Wood1 Doors	Acrylic Doors	OcuWrite BPG Doors						
Cabinet Doors 36w	2	DZLBW36	2415	DZLBA36	3239	DZLBG36	3591	DZLCW36	3076	DZLCA36	3900	DZLCG36	4541
Cabinet Doors 48w	3	DZLBW48	2561	DZLBA48	3386	DZLBG48	3768	DZLCW48	3223	DZLCA48	4046	DZLCG48	4677
Cabinet Doors 54w	3	DZLBW54	2633	DZLBA54	3458	DZLBG54	3856	DZLCW54	3294	DZLCA54	4119	DZLCG54	4744
Cabinet Doors 60w	3	DZLBW60	2706	DZLBA60	3530	DZLBG60	3946	DZLCW60	3368	DZLCA60	4191	DZLCG60	4812
Cabinet Doors 66w	4	DZLBW66	2797	DZLBA66	3620	DZLBG66	4158	DZLCW66	3468	DZLCA66	4293	DZLCG66	5073
• Cabinet Doors 72w	4	DZLBW72	2870	DZLBA72	3694	DZLBG72	4357	DZLCW72	3569	DZLCA72	4393	DZLCG72	5335
Cabinet Doors 78w	4	DZLBW78	2942	DZLBA78	3765	DZLBG78	4553	DZLCW78	3670	DZLCA78	4493	DZLCG78	5596
Cabinet Doors 84w	5	DZLBW84	3033	DZLBA84	3857	DZLBG84	4767	DZLCW84	3770	DZLCA84	4595	DZLCG84	5858
Cabinet Doors 90w	5	DZLBW90	3105	DZLBA90	4752	DZLBG90	4964	DZLCW90	3871	DZLCA90	5516	DZLCG90	6119
Cabinet Doors 96w	6	DZLBW96	3196	DZLBA96	4841	DZLBG96	5176	DZLCW96	3971	DZLCA96	5618	DZLCG96	6380
Cabinet Doors 102w	6	DZLBW102	3269	DZLBA102	4915	DZLBG102	5374	DZLCW102	4072	DZLCA102	5719	DZLCG102	6642
Cabinet Doors 108w	6	DZLBW108	3341	DZLBA108	4988	DZLBG108	5570	DZLCW108	4172	DZLCA108	5818	DZLCG108	6903
Cabinet Doors 114w	6	DZLBW114	3414	DZLBA114	5060	DZLBG114	5767	DZLCW114	4273	DZLCA114	5919	DZLCG114	7165
Cabinet Doors 120w	6	DZLBW120	3486	DZLBA120	5133	DZLBG120	5963	DZLCW120	4373	DZLCA120	6020	DZLCG120	7427

! Notes:

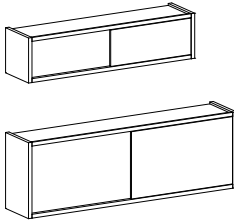
- Open End Options allowed on Open Shelving, Sliding Doors, and L Sliding Doors.
- For Open end left add A to the end of Product number.
- For Open end right add B to the end of the Product number.
- For Open end Both ends add C to the end of the Product number. Only allowed on 102w and greater.
- All Shelves are fixed, except for Cabinet door hutches.
- All Hutches come in one piece up to 120-in, please notify CSR if needed in 2 piece construction.
- Acrylic faces are Stylelite Arctic White standard.
- OcuWrite Back-Painted Glass color: O.BWT White.

Description	#Doors	17.5h			29.5h								
		Wood1 Doors	Acrylic Doors	OcuWrite BPG Doors	Wood1 Doors	Acrylic Doors	OcuWrite BPG Doors						
Hutches, Sliding Doors													
Sliding Doors 48w	1	DZLDW48	3104	DZLDA48	3431	DZLDG48	3748	DZLEW48	3814	DZLEA48	4142	DZLEG48	4388
Sliding Doors 54w	1	DZLDW54	3152	DZLDA54	3480	DZLDG54	3798	DZLEW54	3890	DZLEA54	4217	DZLEG54	4459
Sliding Doors 60w	1	DZLDW60	3224	DZLDA60	3552	DZLDG60	3870	DZLEW60	3968	DZLEA60	4295	DZLEG60	4530
Sliding Doors 66w	1	DZLDW66	3298	DZLDA66	3626	DZLDG66	4072	DZLEW66	4084	DZLEA66	4411	DZLEG66	4806
• Sliding Doors 72w	1	DZLDW72	3371	DZLDA72	3698	DZLDG72	4283	DZLEW72	4200	DZLEA72	4527	DZLEG72	5084
Sliding Doors 78w	2	DZLDW78	3443	DZLDA78	3770	DZLDG78	4496	DZLEW78	4318	DZLEA78	4645	DZLEG78	5360
Sliding Doors 84w	2	DZLDW84	3516	DZLDA84	3844	DZLDG84	4709	DZLEW84	4434	DZLEA84	4761	DZLEG84	5636
Sliding Doors 90w	2	DZLDW90	3588	DZLDA90	3916	DZLDG90	4951	DZLEW90	4552	DZLEA90	5204	DZLEG90	5912
Sliding Doors 96w	2	DZLDW96	3661	DZLDA96	3989	DZLDG96	5132	DZLEW96	4667	DZLEA96	5321	DZLEG96	6189
Sliding Doors 102w	2	DZLDW102	4022	DZLDA102	4350	DZLDG102	5634	DZLEW102	5073	DZLEA102	5897	DZLEG102	6734
Sliding Doors 108w	2	DZLDW108	4095	DZLDA108	4424	DZLDG108	5815	DZLEW108	5190	DZLEA108	6013	DZLEG108	7010
Sliding Doors 114w	2	DZLDW114	4169	DZLDA114	4497	DZLDG114	6028	DZLEW114	5306	DZLEA114	6131	DZLEG114	7287
Sliding Doors 120w	2	DZLDW120	4241	DZLDA120	4569	DZLDG120	6239	DZLEW120	5423	DZLEA120	6247	DZLEG120	7563

Description	#Doors	17.5h			29.5h							
		Wood1 Doors	Acrylic Doors	OcuWrite BPG Doors	Wood1 Doors	Acrylic Doors	OcuWrite BPG Doors					
Hutches, L-Sliding Door												
L- Sliding Door 48w	1	DZLFW48	3009	DZLFA48	3337	DZLFG48	3654	—	—	—	—	—
L- Sliding Door 54w	1	DZLFW54	3073	DZLFA54	3401	DZLFG54	3719	—	—	—	—	—
L- Sliding Door 60w	1	DZLFW60	3197	DZLFA60	3524	DZLFG60	3842	—	—	—	—	—
L- Sliding Door 66w	1	DZLFW66	3260	DZLFA66	3587	DZLFG66	4034	—	—	—	—	—
L- Sliding Door 72w	1	DZLFW72	3324	DZLFA72	3652	DZLFG72	4238	—	—	—	—	—
L- Sliding Door 78w	1	DZLFW78	3446	DZLFA78	3775	DZLFG78	4500	—	—	—	—	—
L- Sliding Door 84w	1	DZLFW84	3552	DZLFA84	3879	DZLFG84	4744	—	—	—	—	—
L- Sliding Door 90w	1	DZLFW90	3615	DZLFA90	4270	DZLFG90	4978	—	—	—	—	—
L- Sliding Door 96w	1	DZLFW96	3941	DZLFA96	4596	DZLFG96	5412	—	—	—	—	—
• L- Sliding Door 102w	2	DZLFW102	4004	DZLFA102	4659	DZLFG102	5616	—	—	—	—	—
L- Sliding Door 108w	2	DZLFW108	4068	DZLFA108	4722	DZLFG108	5789	—	—	—	—	—
L- Sliding Door 114w	2	DZLFW114	4273	DZLFA114	4927	DZLFG114	6131	—	—	—	—	—
L- Sliding Door 120w	2	DZLFW120	4340	DZLFA120	4993	DZLFG120	6336	—	—	—	—	—

! Notes:

- Open End Options allowed on Open Shelving, Sliding Doors, and L Sliding Doors.
- For Open end left add A to the end of Product number.
- For Open end right add B to the end of the Product number.
- For Open end Both ends add C to the end of the Product number. Only allowed on 102w and greater.
- All Shelves are fixed, except for Cabinet door hutches.
- All Hutches come in one piece up to 120-in, please notify CSR if needed in 2 piece construction.
- Acrylic faces are Stylelite Arctic White standard.
- OcuWrite Back-Painted Glass color: O.BWT White.

Description	Product No.	List \$	17.5h			29.5h			List \$	Product No.	List \$	Product No.	List \$			
			Product No.	List \$	Product No.	Product No.	List \$	Product No.						List \$		
Hutches, BI-Pass Sliding Door 	18d		17.5h			29.5h										
		#Doors	Wood1	Doors	Acrylic	Doors	OcuWrite	BPG	Doors	Wood1	Doors	Acrylic	Doors	OcuWrite	BPG	Doors
	Bi-Pass SlideDr 60w	2	DZLGW60	3389	DZLGA60	4212	—	—	DZLHW60	4211	DZLHA60	5036	—	—		
	Bi-Pass SlideDr 66w	2	DZLGW66	3461	DZLGA66	4284	—	—	DZLHW66	4328	DZLHA66	5151	—	—		
	• Bi-Pass SlideDr 72w	2	DZLGW72	3535	DZLGA72	4359	—	—	DZLHW72	4445	DZLHA72	5269	—	—		
	Bi-Pass SlideDr 78w	2	DZLGW78	3608	DZLGA78	4430	—	—	DZLHW78	4562	DZLHA78	5385	—	—		
	Bi-Pass SlideDr 84w	2	DZLGW84	3680	DZLGA84	4503	—	—	DZLHW84	4678	DZLHA84	5502	—	—		
	Bi-Pass SlideDr 90w	2	DZLGW90	3753	DZLGA90	5399	—	—	DZLHW90	4795	DZLHA90	6441	—	—		
	Bi-Pass SlideDr 96w	2	DZLGW96	3826	DZLGA96	5471	—	—	DZLHW96	4912	DZLHA96	6557	—	—		
	Bi-Pass SlideDr 102w	4	DZLGW102	3897	DZLGA102	5543	—	—	DZLHW102	5028	DZLHA102	6675	—	—		
	Bi-Pass SlideDr 108w	4	DZLGW108	3971	DZLGA108	5618	—	—	DZLHW108	5146	DZLHA108	6791	—	—		
	Bi-Pass SlideDr 114w	4	DZLGW114	4044	DZLGA114	5690	—	—	DZLHW114	5261	DZLHA114	6908	—	—		
	Bi-Pass SlideDr 120w	4	DZLGW120	4115	DZLGA120	5763	—	—	DZLHW120	5379	DZLHA120	7025	—	—		

! Notes:

Bi-Pass Door hutches DO NOT allow for Legal Redweld.
 All Shelves are fixed, except for Cabinet door hutches.
 All Hutches come in one piece up to 120-in, please notify CSR if needed in 2 piece construction.
 Acrylic faces are Stylelite Arctic White standard.
 OcuWrite Back-Painted Glass color is O.BWT White.

Task Lights for Hutches



	w	Product No.	List \$
LED Lights 36w	30	DZLED36	461
LED Lights 48w	42	DZLED48	492
LED Lights 54w	48	DZLED54	522
LED Lights 60w	54	DZLED60	554
LED Lights 66w	60	DZLED66	584
LED Lights 72w	60	DZLED72	589
LED Lights 78w	72	DZLED78	633
LED Lights 84w	72	DZLED84	640
LED Lights 90w	84	DZLED90	683
LED Lights 96w	84	DZLED96	689
LED Lights 102w	96	DZLED102	757
LED Lights 108w	96	DZLED108	762
LED Lights 114w	108	DZLED114	801
LED Lights 120w	108	DZLED120	806


! Notes:

Order lights for the size of hutch.
 Switch is a wireless dimmer, located in worksurface unless otherwise specified.
 Lights are 3500k; Inquire with Customer Service for other Kelvin Temperatures.
 5.5 Watt/Ft
 615 Lumens/Ft
 115 Degree Beam Angle
 >90 Color Rendering Index (CRI)

Description	#Shelves	Product No.	List \$	Product No.	List \$	Product No.	List \$	Product No.	List \$	Product No.	List \$	Product No.	List \$	Product No.	List \$
Wall Panels, Wood1															
	h	30w	36w	42w	48w	54w	60w	66w	72w						
Flush: Credenza: Hutch	25.1	1	DZMWA30 1965	DZMWA36 2049	DZMWA42 2133	DZMWA48 2220	DZMWA54 2304	DZMWA60 2390	DZMWA66 2473	DZMWA72 2558					
Flush: Low Credenza: Hutch	31.1	1	DZMWB30 2058	DZMWB36 2156	DZMWB42 2252	DZMWB48 2350	DZMWB54 2447	DZMWB60 2545	DZMWB66 2643	DZMWB72 2741					
Flush: Credenza: 60.5h oa	30.6	2	DZMWC30 2027	DZMWC36 2120	DZMWC42 2213	DZMWC48 2306	DZMWC54 2399	DZMWC60 2492	DZMWC66 2586	DZMWC72 2679					
Flush: Low Credenza: 60.5h oa	36.6	2	DZMWD30 2120	DZMWD36 2225	DZMWD42 2332	DZMWD48 2438	DZMWD54 2544	DZMWD60 2650	DZMWD66 2755	DZMWD72 2861					
Flush: Credenza: 72.5h oa	42.6	2	DZMWE30 2213	DZMWE36 2332	DZMWE42 2451	DZMWE48 2568	DZMWE54 2687	DZMWE60 2806	DZMWE66 2924	DZMWE72 3043					
Flush: Low Credenza: 72.5h oa	48.6	2	DZMWF30 2306	DZMWF36 2438	DZMWF42 2568	DZMWF48 2700	DZMWF54 2831	DZMWF60 2962	DZMWF66 3093	DZMWF72 3224					
Flush: Credenza: 84.5h oa	54.6	3	DZMWG30 2399	DZMWG36 2544	DZMWG42 2687	DZMWG48 2831	DZMWG54 2975	DZMWG60 3118	DZMWG66 3263	DZMWG72 3406					
Flush: Low Credenza: 84.5h oa	60.6	3	DZMWH30 2492	DZMWH36 2650	DZMWH42 2806	DZMWH48 2962	DZMWH54 3118	DZMWH60 3276	DZMWH66 3432	DZMWH72 3587					
Floor: Overhead	54.5	3	DZMWJ30 2399	DZMWJ36 2544	DZMWJ42 2687	DZMWJ48 2831	DZMWJ54 2975	DZMWJ60 3118	DZMWJ66 3263	DZMWJ72 3406					
Floor: 60.5h oa	60	4	DZMWK30 2492	DZMWK36 2650	DZMWK42 2806	DZMWK48 2962	DZMWK54 3118	DZMWK60 3276	DZMWK66 3432	DZMWK72 3587					
Floor: 72.5h oa	72	4	DZMWL30 2679	DZMWL36 2861	DZMWL42 3043	DZMWL48 3224	DZMWL54 3406	DZMWL60 3587							
Floor: 84.5h oa	84	5	DZMWM30 2866	DZMWM36 3073	DZMWM42 3280	DZMWM48 3486	DZMWM54 3694	DZMWM60 3901							
	h	78w	84w	90w	96w	102w	108w	114w	120w						
Flush: Credenza: Hutch	25.1	1	DZMWA78 2643	DZMWA84 2728	DZMWA90 2813	DZMWA96 2897	DZMWA102 2982	DZMWA108 3067	DZMWA114 3152	DZMWA120 3237					
Flush: Low Credenza: Hutch	31.1	1	DZMWB78 2837	DZMWB84 2935	DZMWB90 3032	DZMWB96 3130	DZMWB102 3227	DZMWB108 3325	DZMWB114 3422	DZMWB120 3519					
Flush: Credenza: 60.5h oa	30.6	2	DZMWC78 2772	DZMWC84 2866	DZMWC90 2960	DZMWC96 3052	DZMWC102 3146	DZMWC108 3239	DZMWC114 3333	DZMWC120 3426					
Flush: Low Credenza: 60.5h oa	36.6	2	DZMWD78 2966	DZMWD84 3073	DZMWD90 3179	DZMWD96 3285	DZMWD102 3391	DZMWD108 3497	DZMWD114 3602	DZMWD120 3707					
Flush: Credenza: 72.5h oa	42.6	2	DZMWE78 3161	DZMWE84 3280	DZMWE90 3399	DZMWE96 3517	DZMWE102 3635	DZMWE108 3755	DZMWE114 3872	DZMWE120 3991					
Flush: Low Credenza: 72.5h oa	48.6	2	DZMWF78 3355	DZMWF84 3486	DZMWF90 3618	DZMWF96 3748	DZMWF102 3881	DZMWF108 4012	DZMWF114 4142	DZMWF120 4274					
Flush: Credenza: 84.5h oa	54.6	3	DZMWG78 3550	DZMWG84 3694	DZMWG90 3839	DZMWG96 3981	DZMWG102 4126	DZMWG108 4268	DZMWG114 4412	DZMWG120 4556					
Flush: Low Credenza: 84.5h oa	60.6	3	DZMWH78 3745	DZMWH84 3901	DZMWH90 4058	DZMWH96 4214	DZMWH102 4370	DZMWH108 4526	DZMWH114 4682	DZMWH120 4840					
Floor: Overhead	54.5	3	DZMWJ78 3550	DZMWJ84 3694	DZMWJ90 3839	DZMWJ96 3981	DZMWJ102 4126	DZMWJ108 4268	DZMWJ114 4412	DZMWJ120 4556					
Floor: 60.5h oa	60	4	DZMWK78 3745	DZMWK84 3901	DZMWK90 4058	DZMWK96 4214	DZMWK102 4370	DZMWK108 4526	DZMWK114 4682	DZMWK120 4840					
Floor: 72.5h oa	72	4													
Floor: 84.5h oa	84	5													

Notes:

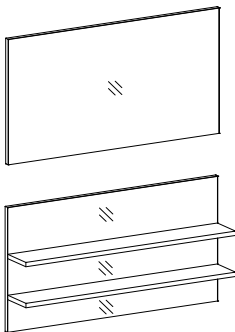
- All panels are magnetic or tackable.
- Metal shelves have a weight limit of 40 lbs per linear foot with a .25 inch drop.
- Wood shelves have a weight limit of 40 lbs per linear foot.
- Metal and Wood shelves cannot be intermixed on a single panel.
- Fabric panels width will be determined by fabric direction.
- Fabric panels over 96 inches wide will be two piece.
- Wall panels taller than 48.6h will be done in multiple sections to fit direction and size of Fabric roll.
- Any Fabric wall panel wider than 96w will be split vertically in two pieces.
- 1.5-in metal edge on all panels; 2 sides when below a hutch, 3 sides when not located under a hutch.
- Metal edge finish is MRBAS; Metal Resin Brushed Aluminum with Steel Tint.
- Max size of glass panels is 96w x 48h in one piece; max width is 96w.
- Shelf depth is 12d on both wood and metal shelves.
- Metal shelves are standard MRBAS, Brushed Aluminum w/Steel Tint.
- Number of shelves is determined by panel size.
- Specify shelf location using chart at bottom of section.
- OcuWrite Back-Painted Glass color: O.BWT White.



Description	#Shelves	Product No.	List \$	Product No.	List \$	Product No.	List \$	Product No.	List \$	Product No.	List \$	Product No.	List \$	Product No.	List \$					
Wall Panels, OcuWrite BPGlass																				
		h		30w		36w		42w		48w		54w		60w		66w		72w		
Flush: Credenza: Hutch	25.1	1	DZMGA30	2249	DZMGA36	2405	DZMGA42	2563	DZMGA48	2719	DZMGA54	2875	DZMGA60	3031	DZMGA66	3187	DZMGA72	3344		
Flush: Low Credenza: Hutch	31.1	1	DZMGB30	2471	DZMGB36	2664	DZMGB42	2856	DZMGB48	3050	DZMGB54	3242	DZMGB60	3434	DZMGB66	3626	DZMGB72	3818		
Flush: Credenza: 60.5h oa	30.6	2	DZMGC30	2398	DZMGC36	2578	DZMGC42	2759	DZMGC48	2939	DZMGC54	3119	DZMGC60	3300	DZMGC66	3481	DZMGC72	3661		
Flush: Low Credenza: 60.5h oa	36.6	2	DZMGD30	2620	DZMGD36	2837	DZMGD42	3052	DZMGD48	3269	DZMGD54	3485	DZMGD60	3703	DZMGD66	3920	DZMGD72	4136		
Flush: Credenza: 72.5h oa	42.6	2	DZMGE30	2841	DZMGE36	3094	DZMGE42	3348	DZMGE48	3601	DZMGE54	3854	DZMGE60	4106	DZMGE66	4359	DZMGE72	4611		
Flush: Low Credenza: 72.5h oa	48.6	2	DZMGF30	3065	DZMGF36	3353	DZMGF42	3643	DZMGF48	3932	DZMGF54	4220	DZMGF60	4509	DZMGF66	4798	DZMGF72	5086		
Flush: Credenza: 84.5h oa	54.6	3	DZMGG30	3287	DZMGG36	3612	DZMGG42	3937	DZMGG48	4262	DZMGG54	4586	DZMGG60	4912	DZMGG66	5235	DZMGG72	5561		
Flush: Low Credenza: 84.5h oa	60.6	3	DZMGH30	3510	DZMGH36	3871	DZMGH42	4232	DZMGH48	4593	DZMGH54	4954	DZMGH60	5315	DZMGH66	5676	DZMGH72	6037		
Floor: Overhead	54.5	3	DZMGJ30	3287	DZMGJ36	3612	DZMGJ42	3937	DZMGJ48	4262	DZMGJ54	4586	DZMGJ60	4912	DZMGJ66	5235	DZMGJ72	5561		
Floor: 60.5h oa	60	4	DZMGK30	3510	DZMGK36	3871	DZMGK42	4232	DZMGK48	4593	DZMGK54	4954	DZMGK60	5315	DZMGK66	5676	DZMGK72	6037		
Floor: 72.5h oa	72	4	DZMGL30	3954	DZMGL36	4388	DZMGL42	4820	DZMGL48	5255	DZMGL54	5687	DZMGL60	6120						
Floor: 84.5h oa	84	5	DZMGM30	4400	DZMGM36	4904	DZMGM42	5409	DZMGM48	5916	DZMGM54	6421	DZMGM60	6926						
		h		78w		84w		90w		96w		102w		108w		114w		120w		
Flush: Credenza: Hutch	25.1	1	DZMGA78	3500	DZMGA84	3656	DZMGA90	3813	DZMGA96	3971										
Flush: Low Credenza: Hutch	31.1	1	DZMGB78	4012	DZMGB84	4205	DZMGB90	4397	DZMGB96	4589										
Flush: Credenza: 60.5h oa	30.6	2	DZMGC78	3842	DZMGC84	4022	DZMGC90	4202	DZMGC96	4383										
Flush: Low Credenza: 60.5h oa	36.6	2	DZMGD78	4352	DZMGD84	4569	DZMGD90	4787	DZMGD96	5002										
Flush: Credenza: 72.5h oa	42.6	2	DZMGE78	4864	DZMGE84	5117	DZMGE90	5369	DZMGE96	5622										
Flush: Low Credenza: 72.5h oa	48.6	2	DZMGF78	5376	DZMGF84	5665														
Flush: Credenza: 84.5h oa	54.6	3	DZMGG78	5887	DZMGG84	6210														
Flush: Low Credenza: 84.5h oa	60.6	3	DZMGH78	6398	DZMGH84	6759														
Floor: Overhead	54.5	3	DZMGJ78	5887	DZMGJ84	6210														
Floor: 60.5h oa	60	4	DZMGK78	6398	DZMGK84	6759														
Floor: 72.5h oa	72	4																		
Floor: 84.5h oa	84	5																		

! Notes:

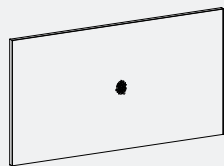
- All panels are magnetic or tackable.
- Metal shelves have a weight limit of 40 lbs per linear foot with a .25 inch drop.
- Wood shelves have a weight limit of 40 lbs per linear foot.
- Metal and Wood cannot be intermixed on a single panel.
- Fabric panels width will be determined by fabric direction.
- Fabric panels over 96 inches wide will be two piece.
- Wall panels taller than 48.6h will be done in multiple sections to fit direction and size of Fabric roll.
- Any Fabric wall panel wider than 96w will be split vertically in two pieces.
- 1.5-in metal edge on all panels; 2 sides when below a hutch, 3 sides when not located under a hutch.
- Metal edge finish is MRBAS; Metal Resin Brushed Aluminum with Steel Tint.
- Max size of glass panels is 96w x 48h in one piece; max width is 96w.
- Shelf depth is 12d on both wood and metal shelves.
- Metal shelves are standard MRBAS, Brushed Aluminum w/Steel Tint.
- Number of shelves is determined by panel size.
- Specify shelf location using chart at bottom of section.
- OcuWrite Back-Painted Glass color: O.BWT White.



Description	#Shelves	Product No.	List \$	Product No.	List \$	Product No.	List \$	Product No.	List \$	Product No.	List \$	Product No.	List \$	Product No.	List \$
Wall Panels, Fabric															
	h	30w	36w	42w	48w	54w	60w	66w	72w						
Flush: Credenza: Hutch	25.1	1	DZMFA30 1670	DZMFA36 1684	DZMFA42 1697	DZMFA48 1710	DZMFA54 1721	DZMFA60 1734	DZMFA66 1748	DZMFA72 1760					
Flush: Low Credenza: Hutch	31.1	1	DZMFB30 1728	DZMFB36 1744	DZMFB42 1759	DZMFB48 1775	DZMFB54 1792	DZMFB60 1808	DZMFB66 1823	DZMFB72 1840					
Flush: Credenza: 60.5h oa	30.6	2	DZMFC30 1707	DZMFC36 1724	DZMFC42 1738	DZMFC48 1753	DZMFC54 1769	DZMFC60 1784	DZMFC66 1799	DZMFC72 1813					
Flush: Low Credenza: 60.5h oa	36.6	2	DZMFD30 1766	DZMFD36 1784	DZMFD42 1800	DZMFD48 1820	DZMFD54 1838	DZMFD60 1855	DZMFD66 1874	DZMFD72 1892					
Flush: Credenza: 72.5h oa	42.6	2	DZMFE30 1823	DZMFE36 1843	DZMFE42 1865	DZMFE48 1885	DZMFE54 1906	DZMFE60 1927	DZMFE66 1948	DZMFE72 1969					
Flush: Low Credenza: 72.5h oa	48.6	2	DZMFF30 1879	DZMFF36 1904	DZMFF42 1927	DZMFF48 1951	DZMFF54 1974	DZMFF60 1999	DZMFF66 2023	DZMFF72 2048					
Flush: Credenza: 84.5h oa	54.6	3	DZMFG30 1937	DZMFG36 1964	DZMFG42 1990	DZMFG48 2017	DZMFG54 2045	DZMFG60 2072	DZMFG66 2098	DZMFG72 2125					
Flush: Low Credenza: 84.5h oa	60.6	3	DZMFH30 1993	DZMFH36 2022	DZMFH42 2053	DZMFH48 2083	DZMFH54 2114	DZMFH60 2143	DZMFH66 2173	DZMFH72 2204					
Floor: Overhead	54.5	3	DZMFJ30 1937	DZMFJ36 1964	DZMFJ42 1990	DZMFJ48 2017	DZMFJ54 2045	DZMFJ60 2072	DZMFJ66 2098	DZMFJ72 2125					
Floor: 60.5h oa	60	4	DZMFK30 1993	DZMFK36 2022	DZMFK42 2053	DZMFK48 2083	DZMFK54	—	—	—					
Floor: 72.5h oa	72	4	DZMFL30 2106	DZMFL36 2142	DZMFL42 2180	DZMFL48 2214	DZMFL54	—	—	—					
Floor: 84.5h oa	84	5	DZMFM30 2221	DZMFM36 2263	DZMFM42 2305	DZMFM48 2347	DZMFM54	—	—	—					
	h	78w	84w	90w	96w	102w	108w	114w	120w						
Flush: Credenza: Hutch	25.1	1	DZMFA78 1774	DZMFA84 1787	DZMFA90 1800	DZMFA96 1814	DZMFA102 1827	DZMFA108 1840	DZMFA114 1853	DZMFA120 1865					
Flush: Low Credenza: Hutch	31.1	1	DZMFB78 1855	DZMFB84 1871	DZMFB90 1887	DZMFB96 1904	DZMFB102 1920	DZMFB108 1936	DZMFB114 1951	DZMFB120 1967					
Flush: Credenza: 60.5h oa	30.6	2	DZMFC78 1828	DZMFC84 1843	DZMFC90 1858	DZMFC96 1874	DZMFC102 1889	DZMFC108 1904	DZMFC114 1919	DZMFC120 1934					
Flush: Low Credenza: 60.5h oa	36.6	2	DZMFD78 1908	DZMFD84 1927	DZMFD90 1946	DZMFD96 1964	DZMFD102 1982	DZMFD108 2000	DZMFD114 2017	DZMFD120 2035					
Flush: Credenza: 72.5h oa	42.6	2	DZMFE78 1990	DZMFE84 2012	DZMFE90 2032	DZMFE96 2054	DZMFE102 2075	DZMFE108 2096	DZMFE114 2116	DZMFE120 2138					
Flush: Low Credenza: 72.5h oa	48.6	2	DZMFF78 2072	DZMFF84 2096	DZMFF90 2120	DZMFF96 2143	DZMFF102 2168	DZMFF108 2191	DZMFF114 2214	DZMFF120 2240					
Flush: Credenza: 84.5h oa	54.6	3	DZMFG78 2153	DZMFG84 2180	DZMFG90 2207	DZMFG96 2234	DZMFG102 2261	DZMFG108 2288	DZMFG114 2315	DZMFG120 2342					
Flush: Low Credenza: 84.5h oa	60.6	3	DZMFH78 2234	DZMFH84 2264	DZMFH90 2293	DZMFH96 2322	DZMFH102 2353	DZMFH108 2384	DZMFH114 2414	DZMFH120 2443					
Floor: Overhead	54.5	3	DZMFJ78 2153	DZMFJ84 2180	DZMFJ90 2207	DZMFJ96 2234	DZMFJ102 2261	DZMFJ108 2288	DZMFJ114 2315	DZMFJ120 2342					
Floor: 60.5h oa	60	4	—	—	—	—	—	—	—	—					
Floor: 72.5h oa	72	4	—	—	—	—	—	—	—	—					
Floor: 84.5h oa	84	5	—	—	—	—	—	—	—	—					

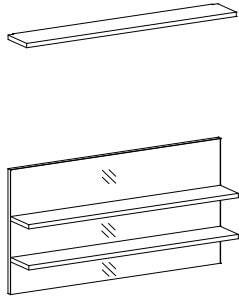
COM Fabric Requirements (yards of 54w material)

	30w	36w	48w	54w	60w	66w	72w	78w	84w	90w	96w	102w	108w	114w	120w
25.1	1	1.2	1.5	1.7	1.9	2.2	2.2	2.4	2.5	2.7	2.9	3.2	3.4	3.5	3.7
31.1	1	1.2	1.5	1.7	1.9	2.2	2.2	2.4	2.5	2.7	2.9	3.2	3.4	3.5	3.7
30.6	2	2.4	3	3.4	3.8	4.4	4.4	4.8	5	5.4	5.8	6.4	6.8	7	7.4
36.6	2	2.4	3	3.4	3.8	4.4	4.4	4.8	5	5.4	5.8	6.4	6.8	7	7.4
42.6	2	2.4	3	3.4	3.8	4.4	4.4	4.8	5	5.4	5.8	6.4	6.8	7	7.4
48.6	2	2.4	3	3.4	3.8	4.4	4.4	4.8	5	5.4	5.8	6.4	6.8	7	7.4
54.6	2	2.4	3	3.4	3.8	4.4	4.4	4.8	5	5.4	5.8	6.4	6.8	7	7.4
60.6	2	2.4	3	3.4	3.8	4.4	4.4	4.8	5	5.4	5.8	6.4	6.8	7	7.4
54.5	2	2.4	3	3.4	3.8	4.4	4.4	4.8	5	5.4	5.8	6.4	6.8	7	7.4
60	2	2.4	3	3.4	3.8	4.4	4.4	4.8	5	5.4	5.8	6.4	6.8	7	7.4
72	3	3.6	4.5	5.1	5.7	6.6	6.6	7.2	7.5	8.1	8.7	9.6	10.2	10.5	11.1
84	3	3.6	4.5	5.1	5.7	6.6	6.6	7.2	7.5	8.1	8.7	9.6	10.2	10.5	11.1



See Notes on the following page for specification information.

Shelves

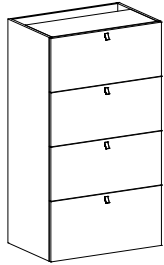


Description	Product No.	List \$	Product No.	List \$
	Wood 1.5th		Metal 0.25th	
Shelf 30w 12d	DZMSW30	836	DZMSM30	901
Shelf 36w 12d	DZMSW36	866	DZMSM36	961
Shelf 48w 12d	DZMSW48	983	DZMSM48	1041
Shelf 54w 12d	DZMSW54	1013	DZMSM54	1041
Shelf 60w 12d	DZMSW60	1100	DZMSM60	1041
Shelf 66w 12d	DZMSW66	1130	DZMSM66	1101
Shelf 72w 12d	DZMSW72	1159	DZMSM72	1101
Shelf 78w 12d	DZMSW78	1246	DZMSM78	1101
Shelf 84w 12d	DZMSW84	1277	DZMSM84	1162
Shelf 90w 12d	DZMSW90	1307	DZMSM90	1162
Shelf 96w 12d	DZMSW96	1392	DZMSM96	1342
Shelf 102w 12d	DZMSW102	1423	DZMSM102	1342
Shelf 108w 12d	DZMSW108	1453	DZMSM108	1342
Shelf 114w 12d	DZMSW114	1539	DZMSM114	1382
Shelf 120w 12d	DZMSW120	1571	DZMSM120	1382

! Notes—for Wall Panels and Shelves:

- All panels are magnetic or tackable.
- Metal shelves have a weight limit of 40 lbs per linear foot with a .25 inch drop.
- Wood shelves have a weight limit of 40 lbs per linear foot.
- Metal and Wood cannot be intermixed on a single panel.
- Fabric panels width will be determined by fabric direction.
- Fabric panels over 96 inches wide will be two piece.
- Wall panels taller than 48.6h will be done in multiple sections to fit direction and size of Fabric roll.
- Any Fabric wall panel wider than 96w will be split vertically in two pieces.
- 1.5-in metal edge on all panels; 2 sides when below a hutch, 3 sides when not located under a hutch.
- Metal edge finish is MRBAS; Metal Resin Brushed Aluminum with Steel Tint.
- Max size of glass panels is 96w x 48h in one piece; max width is 96w.
- Shelf depth is 12d on both wood and metal shelves.
- Metal shelves are standard MRBAS, Brushed Aluminum w/Steel Tint.
- Number of shelves is determined by panel size.
- Specify shelf location using chart at bottom of section.
- OcuWrite Back-Painted Glass color: O.BWT White.

Towers Lateral Files



Description	Product No.	List \$	Product No.	List \$	
	20d		24d		
Tower	DZTLA	sum	DZTLB	sum	
Tower with Toe Kick	DZTLATK	sum	DZTLBTK	sum	
	Spec Code		Spec Code	Spec Code	Add \$
	Wood1 Faces	▲	Wood1 Faces	▲	Acrylic Faces
LatFile 3-High 24w 41.5h	3H24	2347	3H24	2546	A +804
LatFile 3-High 30w 41.5h	3H30	2499	3H30	2702	A +804
LatFile 3-High 36w 41.5h	3H36	2597	3H36	2801	A +804
LatFile 4-High 24w 54.75h	4H24	2688	4H24	2949	A +804
LatFile 4-High 30w 54.75h	4H30	2889	4H30	3155	A +804
LatFile 4-High 36w 54.75h	4H36	3014	4H36	3281	A +804

! Notes:

File towers must be anchored to wall or back to back.

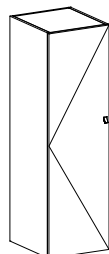
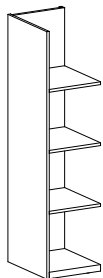
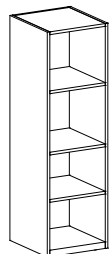
Tower tops are unfinished, top must be purchased from top chart above.

Pull finish is standard MRBAS, Brushed Aluminum w/Steel tint; for polished specify MPA, Polished Aluminum.

For Drawer locks, specify LG add \$197.

Acrylic faces are Stylelite Arctic White standard.

Towers 60.5h



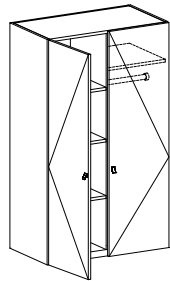
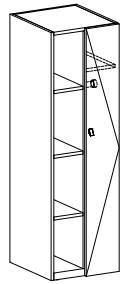
Description	Product No.		List \$		Product No.		List \$	
	20d		24d					
Tower 60.5	DZT60A	sum	DZT60B	sum				
Tower 60.5 with Toe Kick	DZT60ATK	sum	DZT60BTK	sum				
	Spec Code		Spec Code		Spec Code	Add \$	Spec Code	Add \$
	Wood1 Faces	▲	Wood1 Faces	▲	Acrylic Faces		Mirror	
Shelving 16w	A16	2050	A16	2320	—	—	—	—
• Shelving 18w	A18	2103	A18	2385	—	—	—	—
Shelving 20w	A20	2183	A20	2480	—	—	—	—
Shelving 24w	A24	2276	A24	2599	—	—	—	—
Shelving 30w	A30	2448	A30	2813	—	—	—	—
Shelving 36w	A36	2621	A36	3027	—	—	—	—
Corner Shelving 16w LH	BL16	1809	BL16	1996	—	—	—	—
Corner Shelving 16w RH	BR16	1809	BR16	1996	—	—	—	—
Corner Shelving 18w LH	BL18	1861	BL18	2062	—	—	—	—
Corner Shelving 18w RH	BR18	1861	BR18	2062	—	—	—	—
Corner Shelving 20w LH	BL20	1941	BL20	2156	—	—	—	—
• Corner Shelving 20w RH	BR20	1941	BR20	2156	—	—	—	—
Cabinet 16w LH	CL16	2234	CL16	2502	A	+824	—	—
Cabinet 16w RH	CR16	2234	CR16	2502	A	+824	—	—
• Cabinet 18w LH	CL18	2327	CL18	2610	A	+824	—	—
Cabinet 18w RH	CR18	2327	CR18	2610	A	+824	—	—
Cabinet 20w LH	CL20	2446	CL20	2744	A	+824	—	—
Cabinet 20w RH	CR20	2446	CR20	2744	A	+824	—	—
Cabinet 24w LH	CL24	2615	CL24	2939	A	+824	—	—
Cabinet 24w RH	CR24	2615	CR24	2939	A	+824	—	—
Cabinet 30w DBL	C30	2747	C30	3071	A	+824	—	—
Cabinet 36w DBL	C36	2881	C36	3203	A	+824	—	—

(listing continued on following page)

! Notes:

- All units have unfinished backs.
- LH and RH designations indicate hinge side on the single door units.
- 60.5 units have finished tops, all other heights have unfinished tops.
- Corner shelving units must be secured to wall with cleat provided, or to adjoining units (i.e., pedestals or towers).
- For units with toe kick use prefix with toe kick.
- Toe kick finish is standard MRBAS, Brushed Aluminum w/Steel Tint; for polished specify MPA, Polished Aluminum.
- Pull finish is standard MRBAS, Brushed Aluminum w/Steel tint; for polished specify MPA, Polished Aluminum.
- Acrylic faces are Stylelite Arctic White standard.

Towers 60.5h (continued)



Description	Product No.		List \$		Product No.		List \$							
	20d		24d		20d		24d							
	Spec Code	Wood1	Faces	▲	Spec Code	Wood1	Faces	▲	Spec Code	Acrylic	Add \$	Spec Code	Mirror	Add \$
Grmt8:Shv8 16w LH	DL16				DL16				A		+824	MR		—
Shv8:Grmt8 16w RH	DR16				DR16				A		+824	MR		—
Grmt9:Shv9 18w LH	DL18				DL18				A		+824	MR		—
• Shv9:Grmt9 18w RH	DR18				DR18				A		+824	MR		—
Grmt10:Shv10 20w LH	DL20				DL20				A		+824	MR		—
Shv10:Grmt10 20w RH	DR20				DR20				A		+824	MR		—
Grmt12:Shv12 24w LH	DL24				DL24				A		+824	MR		—
Shv12:Grmt12 24w RH	DR24				DR24				A		+824	MR		—
Grmt15:Shv15 30w LH	DL30				DL30				A		+824	MR		+121
Shv15:Grmt15 30w RH	DR30				DR30				A		+824	MR		+121
Grmt18:Shv18 36w LH	DL36				DL36				A		+824	MR		+195
Shv18:Grmt18 36w RH	DR36				DR36				A		+824	MR		+195
Grmt8:Cab8 16w LH	EL16				EL16				A		+824	MR		+98
Cab8:Grmt8 16w RH	ER16				ER16				A		+824	MR		+98
Grmt9:Cab9 18w LH	EL18				EL18				A		+824	MR		+110
Cab9:Grmt9 18w RH	ER18				ER18				A		+824	MR		+110
Grmt10:Cab10 20w LH	EL20				EL20				A		+824	MR		+123
Cab10:Grmt10 20w RH	ER20				ER20				A		+824	MR		+123
Grmt12:Cab12 24w DBL	EA24				EA24				A		+824	MR		—
Cab12:Grmt12 24w DBL	EB24				EB24				A		+824	MR		—
Grmt15:Cab15 30w DBL	EA30				EA30				A		+824	MR		+184
Cab15:Grmt15 30w DBL	EB30				EB30				A		+824	MR		+184
Grmt18:Cab18 36w DBL	EA36				EA36				A		+824	MR		+195
• Cab18:Grmt18 36w DBL	EB36				EB36				A		+824	MR		+195

(listing continued on following page)

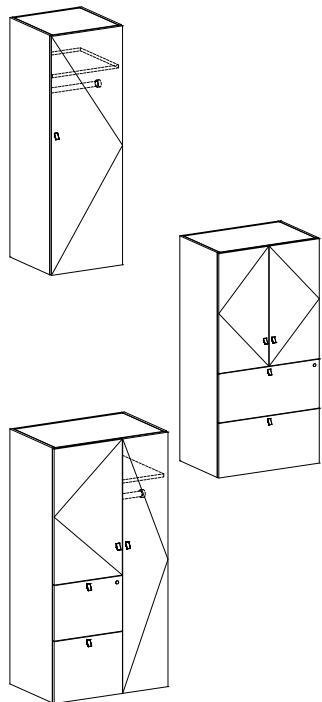
! Notes:

- All units have unfinished backs.
- LH and RH designations indicate hinge side on the single door units.
- 60.5 units have finished tops, all other heights have unfinished tops.
- Corner shelving units must be secured to wall with cleat provided, or to adjoining units (i.e., pedestals or towers).
- For units with toe kick use prefix with toe kick.
- Toe kick finish is standard MRBAS, Brushed Aluminum w/Steel Tint; for polished specify MPA, Polished Aluminum.
- Pull finish is standard MRBAS, Brushed Aluminum w/Steel tint; for polished specify MPA, Polished Aluminum.
- Acrylic faces are Stylelite Arctic White standard.

+ Options:

- To specify Acrylic faces add A to spec code and add \$ total amount.
- To specify mirror add MR to spec code and add \$ amount to total.
- For Door/Cabinet locks, specify LD; add \$166.
- For Drawer locks, specify LG add \$197.

Towers 60.5h (continued)



Description	Product No.		Product No.		List \$		List \$		
	20d		24d						
	Spec Code	Wood1	Faces	Spec Code	Wood1	Faces	Spec Code	Add \$	
			▲			▲	Acrylic Faces	Spec Code	Add \$
								Mirror	
Garment 16w LH	GL16	2103	GL16	2331	A	+824	MR	+98	
Garment 16w RH	GR16	2103	GR16	2331	A	+824	MR	+98	
Garment 18w LH	GL18	2180	GL18	2415	A	+824	MR	+110	
Garment 18w RH	GR18	2180	GR18	2415	A	+824	MR	+110	
Garment 20w LH	GL20	2286	GL20	2527	A	+824	MR	+123	
• Garment 20w RH	GR20	2286	GR20	2527	A	+824	MR	+123	
Garment 24w LH	GL24	2417	GL24	2660	A	+824	MR	+147	
Garment 24w RH	GR24	2417	GR24	2660	A	+824	MR	+147	
Cab2:2File 16w LH	HL16	2720	HL16	3029	A	+824	MR	—	
Cab2:2File 16w RH	HR16	2720	HR16	3029	A	+824	MR	—	
Cab2:2File 18w LH	HL18	2797	HL18	3090	A	+824	MR	—	
Cab2:2File 18w RH	HR18	2797	HR18	3090	A	+824	MR	—	
Cab2:2File 20w LH	HL20	2918	HL20	3245	A	+824	MR	—	
Cab2:2File 20w RH	HR20	2918	HR20	3245	A	+824	MR	—	
Cab2:2File 24w DBL	H24	3065	H24	3410	A	+824	MR	—	
• Cab2:2File 30w DBL	H30	3253	H30	3602	A	+824	MR	—	
Cab2:2File 36w DBL	H36	3414	H36	3763	A	+824	MR	—	
Cab2/2File 16:Grmt8 24w DBL	JA24	3279	JA24	3702	A	+824	MR	—	
Grmt8:Cab2/2File 16 24w DBL	JB24	3279	JB24	3702	A	+824	MR	—	
Cab2/2File 18:Grmt12 30w DBL	JA30	3413	JA30	3854	A	+824	MR	+184	
Grmt12:Cab2/2File 18 30w DBL	JB30	3413	JB30	3854	A	+824	MR	+184	
• Cab2/2File 18:Grmt18 36w DBL	JA36	3545	JA36	3986	A	+824	MR	+195	
Grmt18:Cab2/2File 18 36w DBL	JB36	3545	JB36	3986	A	+824	MR	+195	

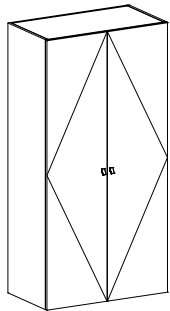
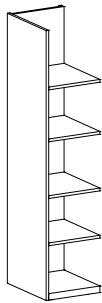
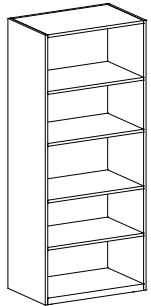
! Notes:

All units have unfinished backs.
 LH and RH designations indicate hinge side on the single door units.
 60.5 units have finished tops, all other heights have unfinished tops.
 Corner shelving units must be secured to wall with cleat provided, or to adjoining units (i.e., pedestals or towers).
 For units with toe kick use prefix with toe kick.
 Toe kick finish is standard MRBAS, Brushed Aluminum w/Steel Tint; for polished specify MPA, Polished Aluminum.
 Pull finish is standard MRBAS, Brushed Aluminum w/Steel tint; for polished specify MPA, Polished Aluminum.
 Acrylic faces are Stylelite Arctic White standard.

+ Options:

To specify Acrylic faces add A to spec code and add \$ total amount.
 To specify mirror add MR to spec code and add \$ amount to total.
 For Door/Cabinet locks, specify LD; add \$166.
 For Drawer locks, specify LG add \$197.

Towers 72.5h



Description	Product No.	List \$	Product No.	List \$
	20d		24d	
Tower 72.5	DZT72A	sum	DZT72B	sum
Tower 72.5 with Toe Kick	DZT72ATK	sum	DZT72BTK	sum

	Spec Code	Wood1	Faces	▲	Spec Code	Wood1	Faces	▲	Spec Code	Acrylic	Faces	Add \$	Spec Code	Mirror	Add \$
Shelving 16w	A16	2322	A16	2646	—	—	—	—	—	—	—	—	—	—	—
Shelving 18w	A18	2393	A18	2733	—	—	—	—	—	—	—	—	—	—	—
Shelving 20w	A20	2483	A20	2837	—	—	—	—	—	—	—	—	—	—	—
Shelving 24w	A24	2600	A24	2990	—	—	—	—	—	—	—	—	—	—	—
• Shelving 30w	A30	2810	A30	3245	—	—	—	—	—	—	—	—	—	—	—
Shelving 36w	A36	3018	A36	3502	—	—	—	—	—	—	—	—	—	—	—
Corner Shelving 16w LH	BL16	1967	BL16	2171	—	—	—	—	—	—	—	—	—	—	—
• Corner Shelving 16w RH	BR16	1967	BR16	2171	—	—	—	—	—	—	—	—	—	—	—
Corner Shelving 18w LH	BL18	2030	BL18	2249	—	—	—	—	—	—	—	—	—	—	—
Corner Shelving 18w RH	BR18	2030	BR18	2249	—	—	—	—	—	—	—	—	—	—	—
Corner Shelving 20w LH	BL20	2111	BL20	2342	—	—	—	—	—	—	—	—	—	—	—
Corner Shelving 20w RH	BR20	2111	BR20	2342	—	—	—	—	—	—	—	—	—	—	—
Cabinet 16w LH	CL16	2488	CL16	2789	A	—	—	—	—	—	—	+824	—	—	—
Cabinet 16w RH	CR16	2488	CR16	2789	A	—	—	—	—	—	—	+824	—	—	—
Cabinet 18w LH	CL18	2608	CL18	2923	A	—	—	—	—	—	—	+824	—	—	—
Cabinet 18w RH	CR18	2608	CR18	2923	A	—	—	—	—	—	—	+824	—	—	—
Cabinet 20w LH	CL20	2728	CL20	3056	A	—	—	—	—	—	—	+824	—	—	—
Cabinet 20w RH	CR20	2728	CR20	3056	A	—	—	—	—	—	—	+824	—	—	—
Cabinet 24w LH	CL24	2932	CL24	3287	A	—	—	—	—	—	—	+824	—	—	—
Cabinet 24w RH	CR24	2932	CR24	3287	A	—	—	—	—	—	—	+824	—	—	—
• Cabinet 30w DBL	C30	3090	C30	3446	A	—	—	—	—	—	—	+824	—	—	—
Cabinet 36w DBL	C36	3250	C36	3606	A	—	—	—	—	—	—	+824	—	—	—

(listing continued on following page)

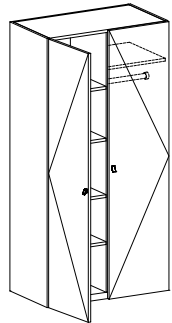
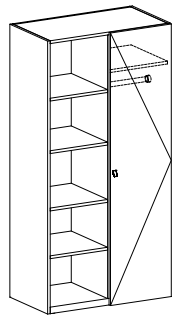
! Notes:

- All units have unfinished backs.
- LH and RH designations indicate hinge side on the single door units.
- 72.5h units have unfinished tops.
- Corner shelving units must be secured to wall with cleat provided, or to adjoining units (i.e., pedestals or towers).
- For units with toe kick use prefix with toe kick.
- Toe kick finish is standard MRBAS, Brushed Aluminum w/Steel Tint; for polished specify MPA, Polished Aluminum.
- Pull finish is standard MRBAS, Brushed Aluminum w/Steel tint; for polished specify MPA, Polished Aluminum.
- Acrylic faces are Stylelite Arctic White standard.

+ Options:

- To specify Acrylic faces add A to spec code and add \$ total amount.
- To specify mirror add MR to spec code and add \$ amount to total.
- For Door/Cabinet locks, specify LD; add \$166.
- For Drawer locks, specify LG add \$197.

Towers 72.5h (continued)



Description	Product No.		List \$		Product No.		List \$					
	20d		24d									
	Spec Code	Wood1	Faces	▲	Spec Code	Wood1	Faces	▲	Spec Code	Add \$	Spec Code	Add \$
									Acrylic		Mirror	
Grmt8:Shv8 16w LH	DL16			2730	DL16			3146	A	+824	MR	—
Shv8:Grmt8 16w RH	DR16			2730	DR16			3146	A	+824	MR	—
Grmt9:Shv9 18w LH	DL18			2825	DL18			3245	A	+824	MR	—
Shv9:Grmt9 18w RH	DR18			2825	DR18			3245	A	+824	MR	—
Grmt10:Shv10 20w LH	DL20			2882	DL20			3308	A	+824	MR	—
Shv10:Grmt10 20w RH	DR20			2882	DR20			3308	A	+824	MR	—
Grmt12:Shv12 24w LH	DL24			2936	DL24			3374	A	+824	MR	—
• Shv12:Grmt12 24w RH	DR24			2936	DR24			3374	A	+824	MR	—
Grmt15:Shv15 30w LH	DL30			3176	DL30			3640	A	+824	MR	+218
Shv15:Grmt15 30w RH	DR30			3176	DR30			3640	A	+824	MR	+218
Grmt18:Shv18 36w LH	DL36			3279	DL36			3757	A	+824	MR	+232
Shv18:Grmt18 36w RH	DR36			3279	DR36			3757	A	+824	MR	+232
Grmt8:Cab8 16w LH	EL16			2845	EL16			3242	A	+824	MR	+115
Cab8:Grmt8 16w RH	ER16			2845	ER16			3242	A	+824	MR	+115
Grmt9:Cab9 18w LH	EL18			2923	EL18			3344	A	+824	MR	+129
Cab9:Grmt9 18w RH	ER18			2923	ER18			3344	A	+824	MR	+129
Grmt10:Cab10 20w LH	EL20			3020	EL20			3445	A	+824	MR	+146
Cab10:Grmt10 20w RH	ER20			3020	ER20			3445	A	+824	MR	+146
Grmt12:Cab12 24w DBL	EA24			3175	EA24			3611	A	+824	MR	—
Cab12:Grmt12 24w DBL	EB24			3175	EB24			3611	A	+824	MR	—
Grmt15:Cab15 30w DBL	EA30			3334	EA30			3878	A	+824	MR	+218
Cab15:Grmt15 30w DBL	EB30			3334	EB30			3878	A	+824	MR	+218
Grmt18:Cab18 36w DBL	EA36			3493	EA36			4037	A	+824	MR	+232
• Cab18:Grmt18 36w DBL	EB36			3493	EB36			4037	A	+824	MR	+232

(listing continued on following page)

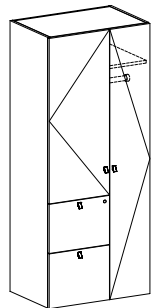
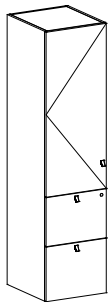
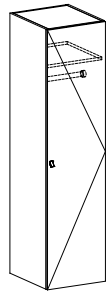
! Notes:

- All units have unfinished backs.
- LH and RH designations indicate hinge side on the single door units.
- 72.5h units have unfinished tops.
- For units with toe kick use prefix with toe kick.
- Toe kick finish is standard MRBAS, Brushed Aluminum w/Steel Tint; for polished specify MPA, Polished Aluminum.
- Pull finish is standard MRBAS, Brushed Aluminum w/Steel tint; for polished specify MPA, Polished Aluminum.
- Acrylic faces are Stylelite Arctic White standard.

+ Options:

- To specify Acrylic faces add A to spec code and add \$ total amount.
- To specify mirror add MR to spec code and add \$ amount to total.
- For Door/Cabinet locks, specify LD; add \$166.
- For Drawer locks, specify LG add \$197.

Towers 72.5h (continued)



Description	Product No.		List \$		Product No.		List \$			
	20d		24d							
	Spec Code	Wood1 Faces	▲	Spec Code	Wood1 Faces	▲	Spec Code	Add \$	Spec Code	Add \$
							Acrylic Faces		Mirror	
Garment 16w LH	GL16	2359		GL16	2617		A	+824	MR	+115
Garment 16w RH	GR16	2359		GR16	2617		A	+824	MR	+115
Garment 18w LH	GL18	2462		GL18	2728		A	+824	MR	+129
• Garment 18w RH	GR18	2462		GR18	2728		A	+824	MR	+129
Garment 20w LH	GL20	2567		GL20	2840		A	+824	MR	+146
Garment 20w RH	GR20	2567		GR20	2840		A	+824	MR	+146
Garment 24w LH	GL24	2726		GL24	3002		A	+824	MR	+173
Garment 24w RH	GR24	2726		GR24	3002		A	+824	MR	+173
Cab3:2File 16w LH	HL16	2998		HL16	3372		A	+824	MR	—
Cab3:2File 16w RH	HR16	2998		HR16	3372		A	+824	MR	—
• Cab3:2File 18w LH	HL18	3112		HL18	3470		A	+824	MR	—
Cab3:2File 18w RH	HR18	3112		HR18	3470		A	+824	MR	—
Cab3:2File 20w LH	HL20	3240		HL20	3635		A	+824	MR	—
Cab3:2File 20w RH	HR20	3240		HR20	3635		A	+824	MR	—
Cab3:2File 24w DBL	H24	3446		H24	3857		A	+824	MR	—
Cab3:2File 30w DBL	H30	3661		H30	4076		A	+824	MR	—
Cab3:2File 36w DBL	H36	3848		H36	4264		A	+824	MR	—
Cab3/2File 16:Grmt8 24w DBL	JA24	3661		JA24	4148		A	+824	MR	—
Grmt8:Cab3/2File 16 24w DBL	JB24	3661		JB24	4148		A	+824	MR	—
Cab3/2File 18:Grmt12 30w DBL	JA30	3821		JA30	4349		A	+824	MR	+218
Grmt12:Cab3/2File 18 30w DBL	JB30	3821		JB30	4349		A	+824	MR	+218
• Cab3/2File 18:Grmt18 36w DBL	JA36	3980		JA36	4509		A	+824	MR	+232
Grmt18:Cab3/2File 18 36w DBL	JB36	3980		JB36	4509		A	+824	MR	+232

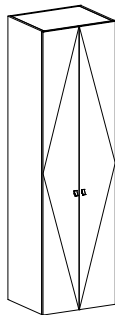
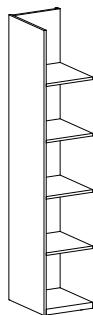
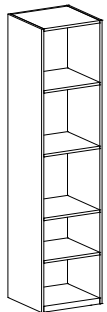
! Notes:

- All units have unfinished backs.
- LH and RH designations indicate hinge side on the single door units.
- 72.5h units have unfinished tops.
- For units with toe kick use prefix with toe kick.
- Toe kick finish is standard MRBAS, Brushed Aluminum w/Steel Tint; for polished specify MPA, Polished Aluminum.
- Pull finish is standard MRBAS, Brushed Aluminum w/Steel tint; for polished specify MPA, Polished Aluminum.
- Acrylic faces are Stylelite Arctic White standard.

+ Options:

- To specify Acrylic faces add A to spec code and add \$ total amount.
- To specify mirror add MR to spec code and add \$ amount to total.
- For Door/Cabinet locks, specify LD; add \$166.
- For Drawer locks, specify LG add \$197.

Towers 84.5h



Description	Product No.	List \$	Product No.	List \$
	20d		24d	
Tower 84.5	DZT84A	sum	DZT84B	sum
Tower 84.5 with Toe Kick	DZT84ATK	sum	DZT84BTK	sum

	Spec Code		Spec Code		Spec Code	Add \$	Spec Code	Add \$
	Wood1 Faces	▲	Wood1 Faces	▲	Acrylic Faces		Mirror	
Shelving 16w	A16	2688	A16	3044	—	—	—	—
Shelving 18w	A18	2770	A18	3140	—	—	—	—
• Shelving 20w	A20	2856	A20	3245	—	—	—	—
Shelving 24w	A24	2987	A24	3407	—	—	—	—
Shelving 30w	A30	3204	A30	3674	—	—	—	—
Shelving 36w	A36	3422	A36	3940	—	—	—	—
Corner Shelving 16w LH	BL16	2284	BL16	2504	—	—	—	—
• Corner Shelving 16w RH	BR16	2284	BR16	2504	—	—	—	—
Corner Shelving 18w LH	BL18	2357	BL18	2591	—	—	—	—
Corner Shelving 18w RH	BR18	2357	BR18	2591	—	—	—	—
Corner Shelving 20w LH	BL20	2438	BL20	2686	—	—	—	—
Corner Shelving 20w RH	BR20	2438	BR20	2686	—	—	—	—
Cabinet 16w LH	CL16	2775	CL16	3111	A	+824	—	—
Cabinet 16w RH	CR16	2775	CR16	3111	A	+824	—	—
Cabinet 18w LH	CL18	2922	CL18	3269	A	+824	—	—
Cabinet 18w RH	CR18	2922	CR18	3269	A	+824	—	—
Cabinet 20w LH	CL20	3042	CL20	3404	A	+824	—	—
Cabinet 20w RH	CR20	3042	CR20	3404	A	+824	—	—
Cabinet 24w LH	CL24	3272	CL24	3661	A	+824	—	—
Cabinet 24w RH	CR24	3272	CR24	3661	A	+824	—	—
• Cabinet 30w DBL	C30	3458	C30	3845	A	+824	—	—
Cabinet 36w DBL	C36	3644	C36	4033	A	+824	—	—

(listing continued on following page)

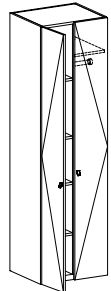
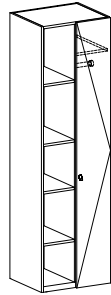
! Notes:

- All units have unfinished backs.
- LH and RH designations indicate hinge side on the single door units.
- 84.5h units have unfinished tops.
- Corner shelving units must be secured to wall with cleat provided, or to adjoining units (i.e., pedestals or towers).
- For units with toe kick use prefix with toe kick.
- Toe kick finish is standard MRBAS, Brushed Aluminum w/Steel Tint; for polished specify MPA, Polished Aluminum.
- Pull finish is standard MRBAS, Brushed Aluminum w/Steel tint; for polished specify MPA, Polished Aluminum.
- Acrylic faces are Stylelite Arctic White standard.

+ Options:

- To specify Acrylic faces add A to spec code and add \$ total amount.
- To specify mirror add MR to spec code and add \$ amount to total.
- For Door/Cabinet locks, specify LD; add \$166.
- For Drawer locks, specify LG add \$197.

Towers 84.5h (continued)



Description	Product No.		List \$		Product No.		List \$							
	20d		24d		20d		24d							
	Spec Code	Wood1	Faces	▲	Spec Code	Wood1	Faces	▲	Spec Code	Acrylic	Add \$	Spec Code	Mirror	Add \$
Grmt8:Shv8 16w LH	DL16			3050	DL16			3515	A		+824	MR		—
Shv8:Grmt8 16w RH	DR16			3050	DR16			3515	A		+824	MR		—
Grmt9:Shv9 18w LH	DL18			3173	DL18			3641	A		+824	MR		—
Shv9:Grmt9 18w RH	DR18			3173	DR18			3641	A		+824	MR		—
Grmt10:Shv10 20w LH	DL20			3228	DL20			3703	A		+824	MR		—
Shv10:Grmt10 20w RH	DR20			3228	DR20			3703	A		+824	MR		—
Grmt12:Shv12 24w LH	DL24			3293	DL24			3779	A		+824	MR		—
• Shv12:Grmt12 24w RH	DR24			3293	DR24			3779	A		+824	MR		—
Grmt15:Shv15 30w LH	DL30			3560	DL30			4072	A		+824	MR		+250
Shv15:Grmt15 30w RH	DR30			3560	DR30			4072	A		+824	MR		+250
Grmt18:Shv18 36w LH	DL36			3674	DL36			4199	A		+824	MR		+266
Shv18:Grmt18 36w RH	DR36			3674	DR36			4199	A		+824	MR		+266
Grmt8:Cab8 16w LH	EL16			3180	EL16			3627	A		+824	MR		+133
Cab8:Grmt8 16w RH	ER16			3180	ER16			3627	A		+824	MR		+133
Grmt9:Cab9 18w LH	EL18			3286	EL18			3755	A		+824	MR		+151
Cab9:Grmt9 18w RH	ER18			3286	ER18			3755	A		+824	MR		+151
Grmt10:Cab10 20w LH	EL20			3382	EL20			3857	A		+824	MR		+167
Cab10:Grmt10 20w RH	ER20			3382	ER20			3857	A		+824	MR		+167
• Grmt12:Cab12 24w DBL	EA24			3564	EA24			4049	A		+824	MR		—
Cab12:Grmt12 24w DBL	EB24			3564	EB24			4049	A		+824	MR		—
Grmt15:Cab15 30w DBL	EA30			3749	EA30			4342	A		+824	MR		+250
Cab15:Grmt15 30w DBL	EB30			3749	EB30			4342	A		+824	MR		+250
Grmt18:Cab18 36w DBL	EA36			3935	EA36			4527	A		+824	MR		+266
Cab18:Grmt18 36w DBL	EB36			3935	EB36			4527	A		+824	MR		+266

(listing continued on following page)

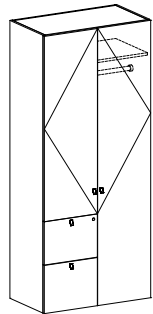
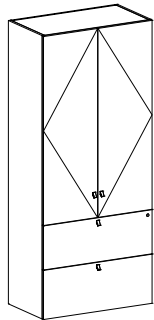
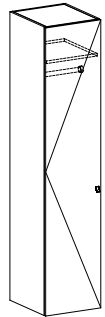
! Notes:

- All units have unfinished backs.
- LH and RH designations indicate hinge side on the single door units.
- 84.5h units have unfinished tops.
- For units with toe kick use prefix with toe kick.
- Toe kick finish is standard MRBAS, Brushed Aluminum w/Steel Tint; for polished specify MPA, Polished Aluminum.
- Pull finish is standard MRBAS, Brushed Aluminum w/Steel tint; for polished specify MPA, Polished Aluminum.
- Acrylic faces are Stylelite Arctic White standard.

+ Options:

- To specify Acrylic faces add A to spec code and add \$ total amount.
- To specify mirror add MR to spec code and add \$ amount to total.
- For Door/Cabinet locks, specify LD; add \$166.
- For Drawer locks, specify LG add \$197.

Towers 84.5h (continued)



Description	Product No.		List \$		Product No.		List \$	
	20d		24d					
	Spec Code	▲	Spec Code	▲	Spec Code	Add \$	Spec Code	Add \$
	Wood1 Faces		Wood1 Faces		Acrylic Faces		Mirror	
Garment 16w LH	GL16	2646	GL16	2936	A	+824	MR	+133
Garment 16w RH	GR16	2646	GR16	2936	A	+824	MR	+133
• Garment 18w LH	GL18	2775	GL18	3075	A	+824	MR	+151
Garment 18w RH	GR18	2775	GR18	3075	A	+824	MR	+151
Garment 20w LH	GL20	2881	GL20	3187	A	+824	MR	+167
Garment 20w RH	GR20	2881	GR20	3187	A	+824	MR	+167
Garment 24w LH	GL24	3067	GL24	3374	A	+824	MR	+200
Garment 24w RH	GR24	3067	GR24	3374	A	+824	MR	+200
Cab4:2File 16w LH	HL16	3304	HL16	3701	A	+824	MR	—
Cab4:2File 16w RH	HR16	3304	HR16	3701	A	+824	MR	—
Cab4:2File 18w LH	HL18	3443	HL18	3826	A	+824	MR	—
Cab4:2File 18w RH	HR18	3443	HR18	3826	A	+824	MR	—
Cab4:2File 20w LH	HL20	3572	HL20	3991	A	+824	MR	—
Cab4:2File 20w RH	HR20	3572	HR20	3991	A	+824	MR	—
Cab4:2File 24w DBL	H24	3787	H24	4231	A	+824	MR	—
• Cab4:2File 30w DBL	H30	4028	H30	4475	A	+824	MR	—
Cab4:2File 36w DBL	H36	4242	H36	4690	A	+824	MR	—
Cab4/2F 16:Gmt8 24w DBL	JA24	4049	JA24	4587	A	+824	MR	—
Gmt8:Cab4/2F 16 24w DBL	JB24	4049	JB24	4587	A	+824	MR	—
Cab4/2F 18:Gmt12 30w DBL	JA30	4238	JA30	4814	A	+824	MR	+250
Gmt12:Cab4/2F 18 30w DBL	JB30	4238	JB30	4814	A	+824	MR	+250
• Cab4/2F 18:Gmt18 36w DBL	JA36	4424	JA36	4999	A	+824	MR	+266
Gmt18:Cab4/2F 18 36w DBL	JB36	4424	JB36	4999	A	+824	MR	+266

! Notes:

All units have unfinished backs.
 LH and RH designations indicate hinge side on the single door units.
 84.5h units have unfinished tops.
 For units with toe kick use prefix with toe kick.
 Toe kick finish is standard MRBAS, Brushed Aluminum w/Steel Tint; for polished specify MPA, Polished Aluminum.
 Pull finish is standard MRBAS, Brushed Aluminum w/Steel tint; for polished specify MPA, Polished Aluminum.
 Acrylic faces are Stylelite Arctic White standard.

+ Options:

To specify Acrylic faces add A to spec code and add \$ total amount.
 To specify mirror add MR to spec code and add \$ amount to total.
 For Door/Cabinet locks, specify LD; add \$166.
 For Drawer locks, specify LG add \$197.

PRICING & SPECIFICATION GUIDE
Geneva Collection

May 1, 2023

TUOHY



Casegoods: **Geneva**

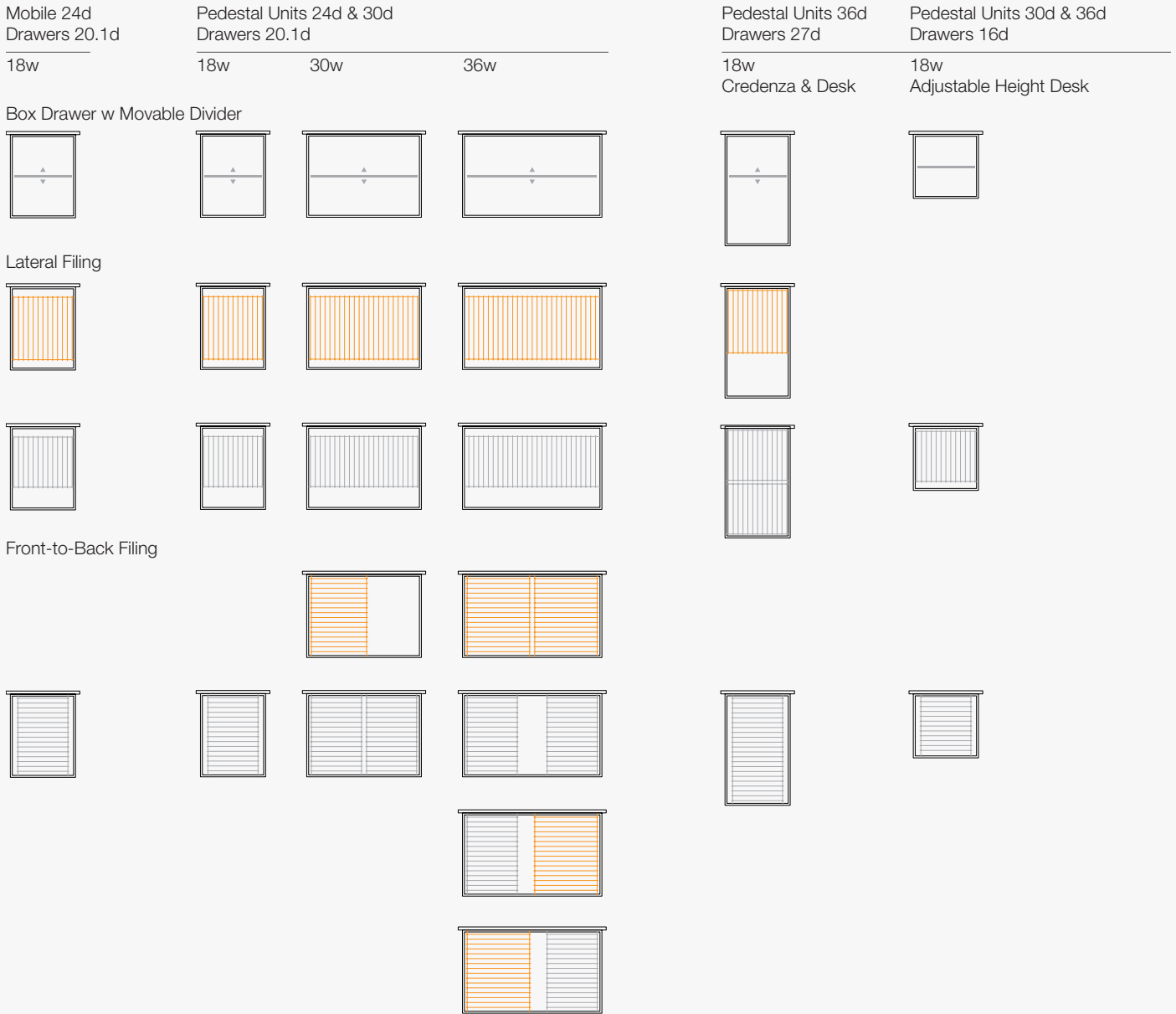
Drawer Layouts	AG3
Half-Panel Desks	AG4
Half-Panel Runoffs	AG4
Half-Panel Bridges	AG4
Half-Panel Credenzas	AG5
Desk-Tables & Tables	AG6
Desks	AG7
Runoffs	AG9
Bridges	AG10
Credenza Tops	AG11
Credenza Support Keels	AG12
L/T Panels	AG12
Modesty Panels	AG13
Pedestals 28h	AG14
Pedestals 40h/54h	AG16
Pedestals, Mobile	AG17
Hutches	AG18
Wall Hutches	AG20
Towers	AG22
Gallery Modules	AG25
Gallery Added Elements	AG27
Adjustable Height	AG28

Design:
Halsey, McCormack & Helmer



Drawer Layouts: Plan View

Slides: Side-Mount



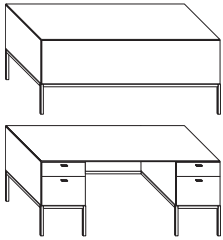
DRAWER CONSTRUCTION

A fine point for a quality casegood product is the inner drawer construction. Each TUOHY casegood offers you uncompromised excellence in this area as well. Drawer boxes are constructed with dovetail joinery for maximum durability. The drawer face is mounted separately to this box (i.e., five-sided construction) to maintain integrity.

Drawer bottoms are dadoed on all four sides. Slides for box drawers are rated at 100 pounds per drawer; slides for file drawers are rated at a heavy duty 150 pound load per drawer. All slides have progressive action.

Box drawers have a removable divider, adjustable when depicted (±). File drawers have suspension rods for filing laterally or front-to-back, as depicted. For Drawers for Lap Area, Drawer Pencil Tray, and Locks: See the Introduction/Terms-Options section of the Master Price List, page 12.

Half-Panel Desks, Dbl Pedestal



	Product No.	List \$
Rectangular Top ↯	w 36d 29.9h	Freestanding
Desk/HalfPnl 66x36 BF-BF	66	G AAP.LF 10067
• Desk/HalfPnl 72x36 BF-BF	72	G AAP.MF 10189
Desk/HalfPnl 78x36 BF-BF	78	G AAP.NF 10286

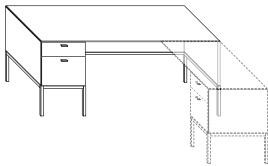
! Notes:

Locks are included.

Options:

For owner-supplied and installed stone tops (templates provided), specify Option ST.

Half-Panel Desks, Sgl Pedestal



	Product No.	List \$
Open-BF ↯	w 36d 29.9h	
Desk1/HalfPnl 66x36 Open-BF	66	G AAQ.LF 7793
Desk1/HalfPnl 72x36 Open-BF	72	G AAQ.MF 7913
Desk1/HalfPnl 78x36 Open-BF	78	G AAQ.NF 8014

BF-Open

36d 29.9h

Desk1/HalfPnl 66x36 BF-Open	66	G AAR.LF 7793
• Desk1/HalfPnl 72x36 BF-Open	72	G AAR.MF 7913
Desk1/HalfPnl 78x36 BF-Open	78	G AAR.NF 8014

! Notes:

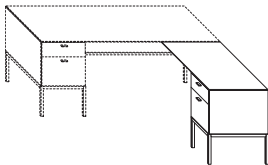
Locks are included.

Options:

- For Runoff or Bridge Attachment, specify Option AT, add \$161.

For owner-supplied and installed stone tops (templates provided), specify Option ST.

Half-Panel Runoffs



	Product No.	List \$
LH ↯	w 24d 29.9h	
Runoff/HalfPnl LH: 42 BF	42	G BAQ.G 5105
Runoff/HalfPnl LH: 48 BF	48	G BAQ.H 5186
Runoff/HalfPnl LH: 54 BF	54	G BAQ.J 5273
Runoff/HalfPnl LH: 60 LatB-LatF	60	G BAS.K 5771

RH ↯

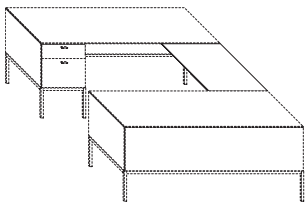
w 24d 29.9h

Runoff/HalfPnl RH: 42 BF	42	G BAR.G 5105
Runoff/HalfPnl RH: 48 BF	48	G BAR.H 5186
Runoff/HalfPnl RH: 54 BF	54	G BAR.J 5273
Runoff/HalfPnl RH: 60 LatB-LatF	60	G BAT.K 5771

Options:

For owner-supplied and installed stone tops (templates provided), specify Option ST.

Half-Panel Bridges



	Product No.	List \$
With Back Panel ‡	w 24d 29.9h	
Bridge/HalfPnl: 36	36	G CAV.F 2271
Bridge/HalfPnl: 42	42	G CAV.G 2372
Bridge/HalfPnl: 48	48	G CAV.H 2493
Bridge/HalfPnl: 54	54	G CAV.J 2574

Top Only

w 24d 1.5th

Bridge24Top: 36	36	G CAW.F 1136
Bridge24Top: 42	42	G CAW.G 1186
Bridge24Top: 48	48	G CAW.H 1246
Bridge24Top: 54	54	G CAW.J 1289

! Notes:

Width dimensions shown above are nominal.

Options:

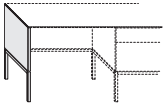
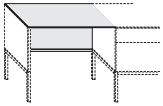
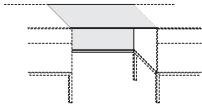
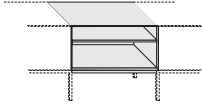
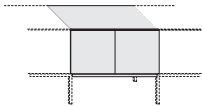
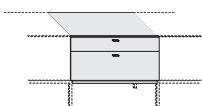
For owner-supplied and installed stone tops (templates provided), specify Option ST.

Specify: Product Number
Quantity
Tagging
Wood Finish
Hardware Finish

• Denotes Item is illustrated.
↯ Includes locks.
‡ Requires field sub-assembly.

Metal finish is MBN Brushed Nickel.

Prices listed in Wood1 Finishes.

Half-Panel Credenzas	Includes Top ↯	w	Product No.		List \$	
			Unfinished Back	Finished Back	Product No.	List \$
	Credenza/HalfPnl	24d	GG241-	439	GH241-	439
	• End Panel	1	A	491	A	491
	End Panel - For Runoff/Bridge	1	Q	529	Q	529
	End/Back Panel 23w	23	23	1535	23	1592
	End/Back Panel 29w	29	29	1592	29	1680
	• End/Back Panel 35w	35	35	1650	35	1761
	End/Back Panel 41w	41	41	1721	41	1863
	End/Back Panel 47w	47	47	1814	47	1985
	End/Back Panel 53w	53	53	1868	53	2067
	Kneehole Panel 24w	24	24	1535	24	1592
	Kneehole Panel 30w	30	30	1592	30	1680
	• Kneehole Panel 36w	36	36	1650	36	1761
	Kneehole Panel 42w	42	42	1721	42	1863
	Kneehole Panel 48w	48	48	1814	48	1985
	Kneehole Panel 54w	54	54	1868	54	2067
	Shelving 15w	15	B	2092	B	2137
	Shelving 18w	18	C	2195	C	2252
	Shelving 30w	30	E	2573	E	2673
	• Shelving 36w	36	F	2847	F	2960
	Cabinet-LH 15w	15	N	2374	N	2417
	Cabinet-LH 18w	18	P	2480	P	2538
	Cabinet-RH 15w	15	R	2374	R	2417
	Cabinet-RH 18w	18	S	2480	S	2538
	Double Cabinet 30w	30	U	2988	U	3089
	• Double Cabinet 36w	36	V	3140	V	3256
	Box/File 18w	18	M	2786	M	2903
	3Box 18w	18	D	3074	D	3188
	LatBox/LatFile 30w	30	T	3372	T	3486
	• LatBox/LatFile 36w	36	G	3730	G	3919

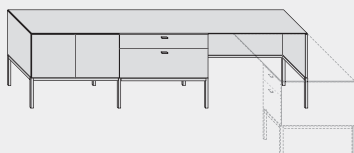
! For owner-supplied and installed stone tops (templates provided), specify Option ST.

Ordering Credenza/Half-Panel Units:

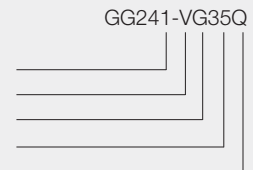
Note the ProductNo and List \$ that correspond to an Unfinished or Finished Back Panel. Follow the ProductNo column down until you have located the first (left-most) end panel or pedestal desired, then append the letter/number code to the original item number and add the price to the original price. Continue adding modules in this manner until your unit is complete.

The overall unit width will be the accumulated widths of all modules chosen. The overall price will be the accumulated prices and the final item number will be the original number plus all of the letter codes for the pedestals added. Maximum width under one top is 120 inches. Components are modular and may require field assembly. Finished backs may be segmented; inquire if a continuous back is required. Verify all logistical dimensions (e.g., elevators, corridors and doorways) prior to ordering large units.

Credenza Sample Order



Credenza/HalfPnl 24d, UnfinBack	GG241-	585
Double Cabinet 36	V	4187
LatBox/LatFile 36	G	4973
End/Back Panel 35	35	2200
End Panel - For Runoff/Bridge	Q	705



List Price: \$12650

TUOHY

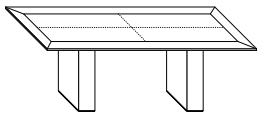
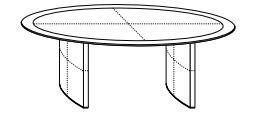
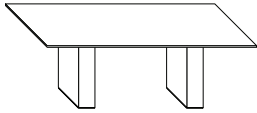
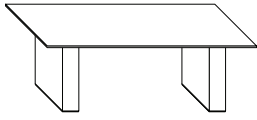
Specify: Product Number
Quantity
Tagging
Wood Finish
Hardware Finish

• Denotes Item is illustrated.
↯ Includes locks.
‡ Requires field sub-assembly.

Metal finish is MBN Brushed Nickel.

Prices listed in Wood1 Finishes.

Desk-Tables & Tables



				Product No.	List \$	Product No.	List \$
Desk-Tables w Std Eased Edge				w	d	29.9h	
				Panel Base		Bowed Panel Base	
RectangleDeskTbl-	72w	36d		GAR.7236.P	5879	GAR.7236.B	6314
RectangleDeskTbl-	78w	39d		GAR.7839.P	6075	GAR.7839.B	6513
• RectangleDeskTbl-	84w	42d		GAR.8442.P	6272	GAR.8442.B	6712
BoatDeskTbl-	78w	39/26d		GAB.7839.P	7909	GAB.7839.B	8348
BoatDeskTbl-	84w	42/28d		GAB.8442.P	8108	GAB.8442.B	8546
Tables w Std Eased Edge				84w	d	29.9h	
				Panel Base		Bowed Panel Base	
• RectangleTbl-	84w	42d		GER.8442.P	6272	GER.8442.B	6712
BoatTbl-	84w	42/28d		GEB.8442.P	8162	GEB.8442.B	8600
EllipseTbl-	84w	42/28d		GEE.8442.P	8957	GEE.8442.B	9392

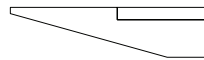
! Notes:

See also the complete Geneva Conference Collection.
 All units above have wood tops and wood bases.
 An eased edge detail is standard; see kerf option below.

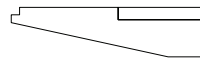
+ Options:

- Aluminum top reveal, specify Option AR, add 10%.
 - For Silex base, specify Option LB, add 35%.
 - For Stitched Silex base, specify Option SB, add 40%.
 - For Silex top, specify Option LT, add 25%.
 - For Stitched Silex top, specify Option SLT, add 30%.
- Tops ready for customer-installed stone, specify Option ST.

Power management solutions are available in the Options section of the price schedule.
 Kerf edge detail, specify Option KERF, add 3%.

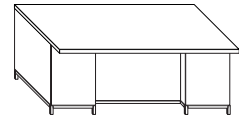
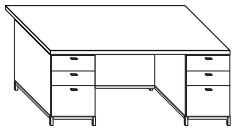
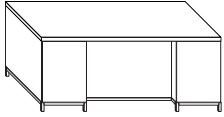
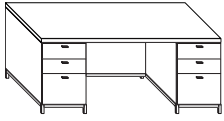


Standard

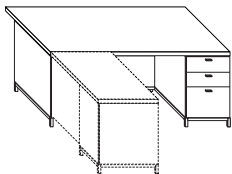
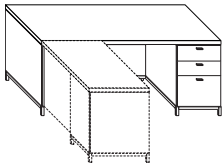


Option KERF

Desks, Double Pedestal



Desks, Single Pedestal



				Product No.	List \$	Product No.	List \$
Rectangular Top ↯	w	36d	29.9h	0.5 Base Trim		3.5 Base	
Desk 66x36	66			GAD?.LF	8735	GAA?.LF	10546
• Desk 72x36	72			GAD?.MF	8879	GAA?.MF	10675
Desk 78x36	78			GAD?.NF	8987	GAA?.NF	10777
Overhang-Top ↯	w	42d	29.9h	0.5 Base Trim		3.5 Base	
Desk/Overhang 66x36	66			GAF?.LF	8840	GAC?.LF	10653
• Desk/Overhang 72x36	72			GAF?.MF	8997	GAC?.MF	10790
Desk/Overhang 78x36	78			GAF?.NF	9107	GAC?.NF	10896

? Specify configuration (user's left-right) by modifying the Product Number:

For 2BF-2BF, change the 4th digit from ? to A.

For 2F-2F, change the 4th digit from ? to B.

For 2BF-2F, change the 4th digit from ? to C.

For 2F-2BF, change the 4th digit from ? to D.

+ Options:

For Silex inset top, specify Option LT and add \$1493.

For Stitched Silex inset top, specify Option SLT and add \$1820.

For Silex drawer faces, specify Option LF and add \$889 per drawer.

For Stitched Silex drawer faces, specify Option SF and add \$889 per drawer.

For Silex modesty panel, specify Option LM and add \$1679.

For Stitched Silex modesty panel, specify Option SM and add \$1982.

For COM materials applied to a modesty panel, specify Option COM; see below; price per request..

! Notes:

Modesty panel is inset 5 inches.

Overhang-Tops have a 6 inch visitor's overhang.

Face locks are included as standard

Rectangular Top ↯	w	36d	29.9h	0.5 Base Trim		3.5 Base	
Desk1 66x36	66			GAD?.LF	6858	GAA?.LF	8162
• Desk1 72x36	72			GAD?.MF	7004	GAA?.MF	8294
Desk1 78x36	78			GAD?.NF	7109	GAA?.NF	8397
Overhang-Top ↯	w	42d	29.9h	0.5 Base Trim		3.5 Base	
Desk1/Overhang 66x36	66			GAF?.LF	6966	GAC?.LF	8270
• Desk1/Overhang 72x36	72			GAF?.MF	7123	GAC?.MF	8409
Desk1/Overhang 78x36	78			GAF?.NF	7234	GAC?.NF	8515

? Specify configuration (user's left-right) by modifying the Product Number:

For LBase-2BF, change the 4th digit from ? to E.

For LBase-2F, change the 4th digit from ? to F.

For 2BF-LBase, change the 4th digit from ? to G.

For 2F-LBase, change the 4th digit from ? to H.

+ Options:

For Silex inset top, specify Option LT and add \$1493.

For Stitched Silex inset top, specify Option SLT and add \$1820.

For Silex drawer faces, specify Option LF and add \$889 per drawer.

For Stitched Silex drawer faces, specify Option SF and add \$889 per drawer.

For Silex modesty panel, specify Option LM and add \$1679.

For Stitched Silex modesty panel, specify Option SM and add \$1982.

For COM materials applied to a modesty panel, specify Option COM; see below; price per request..

! Notes:

Modesty panel is inset 5 inches.

Overhang-Tops have a 6 inch visitor's overhang.

Face locks are included as standard

Shipping address for COM/COL materials and memo samples:

TUOHY Furniture Corporation, P1 Upholstery Receiving, 42 Saint Albans Place, Chatfield, MN 55923



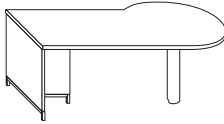
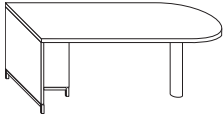
Specify: Product Number
Quantity
Tagging
Wood Finish
Hardware Finish

• Denotes Item is illustrated.
‡ Requires field sub-assembly.

Metal finish is MBN Brushed Nickel.

Prices listed in Wood1 Finishes.

Desks, Bullet and P-Top



				Product No.	List \$	Product No.	List \$
Bullet w Post-Leg & T-Base ‡	w	36d	29.9h	0.5 Base Trim		3.5 Base	
• Desk/Bullet: Post-TBase 72x36	72			GAHJ.MF	5966	GAGJ.MF	6281
Desk/Bullet: Post-TBase 78x36	78			GAHJ.NF	6308	GAGJ.NF	6624
Desk/Bullet: Post-TBase 84x36	84			GAHJ.OF	6650	GAGJ.OF	6965
P-Top w Post & T-Base ‡	w	42d	29.9h	0.5 Base Trim		3.5 Base	
Desk/P: Post-TBase 72x36	72			GAKJ.MF	7168	GAJJ.MF	7486
Desk/P: Post-TBase 78x36	78			GAKJ.NF	7516	GAJJ.NF	7834
Desk/P: Post-TBase 84x36	84			GAKJ.OF	7864	GAJJ.OF	8184
• Desk/P: TBase-Post 72x36	72			GAKK.MF	7168	GAJK.MF	7486
Desk/P: TBase-Post 78x36	78			GAKK.NF	7516	GAJK.NF	7834
Desk/P: TBase-Post 84x36	84			GAKK.OF	7864	GAJK.OF	8184

+ Options:

For Silex inset top, specify Option LT and add \$1864.

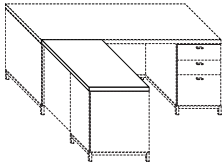
For Stitched Silex inset top, specify Option SLT and add \$2190.

! Notes

Metal legs have an MBN Brushed Nickel finish; post legs are MRBS Resin Brushed Steel. Tops have a Flush-Cut End.

Product No. List \$

Runoffs, Rectangular Top Only



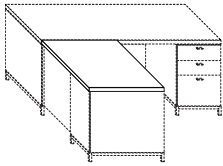
24d Top	w	24d	1.5th		
Runoff24 Top: 42	42			GBAL.GD	998
Runoff24 Top: 48	48			GBAL.HD	1070
• Runoff24 Top: 54	54			GBAL.JD	1136
Runoff24 Top: 72	72			GBAL.MD	1435

+ Options:

For Silex inset top, specify Option LT and add \$1304.
 For Stitched Silex inset top, specify Option SLT and add \$1583.

! Notes:

The recommended maximum open span under tops is 54 inches; use bases & pedestals accordingly.



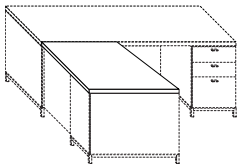
30d Top	w	30d	1.5th		
Runoff30 Top: 42	42			GBAL.GE	1089
Runoff30 Top: 48	48			GBAL.HE	1166
• Runoff30 Top: 54	54			GBAL.JE	1241
Runoff30 Top: 72	72			GBAL.ME	1498

+ Options:

For Silex inset top, specify Option LT and add \$1400.
 For Stitched Silex inset top, specify Option SLT and add \$1789.

! Notes:

The maximum open span under tops is 54 inches; use bases and pedestals accordingly.



36d Top	w	36d	1.5th		
Runoff36 Top: 42	42			GBAL.GF	1175
Runoff36 Top: 48	48			GBAL.HF	1261
• Runoff36 Top: 54	54			GBAL.JF	1344
Runoff36 Top: 72	72			GBAL.MF	1553

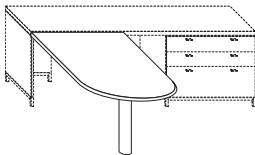
+ Options:

For Silex inset top, specify Option LT and add \$1495.
 For Stitched Silex inset top, specify Option SLT and add \$1990.

! Notes:

The maximum open span under tops is 54 inches; use bases and pedestals accordingly.

Runoffs, Bullet-Shape



30d Bullet w. Post-Leg ‡	w	30d	29.9h		
Runoff30/Bullet: Post-Leg 48	48			GBBP.HE	4327
Runoff30/Bullet: Post-Leg 54	54			GBBP.JE	4492
Runoff30/Bullet: Post-Leg 60	60			GBBP.KE	4667
Runoff30/Bullet: Post-Leg 66	66			GBBP.LE	4815
Runoff30/Bullet: Post-Leg 72	72			GBBP.ME	4909

36d Bullet w. Post-Leg ‡	w	36d	29.9h		
Runoff36/Bullet: Post-Leg 48	48			GBBP.HF	4409
Runoff36/Bullet: Post-Leg 54	54			GBBP.JF	4600
• Runoff36/Bullet: Post-Leg 60	60			GBBP.KF	4790
Runoff36/Bullet: Post-Leg 66	66			GBBP.LF	4964
Runoff36/Bullet: Post-Leg 72	72			GBBP.MF	5078

+ Options:

For Silex inset top, specify Option LT and add \$1864.
 For Stitched Silex inset top, specify Option SLT and add \$2190.
 Metal post leg has an MRBS Resin Brushed Steel finish.

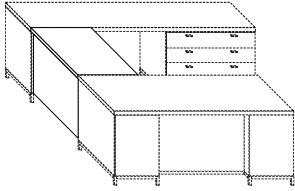
Specify: Product Number
 Quantity
 Tagging
 Wood Finish
 Hardware Finish

• Denotes Item is illustrated.
 ‡ Requires field sub-assembly.

Metal finish is MBN Brushed Nickel, except as noted.

Prices listed in Wood1 Finishes.

Bridges, Fixed Modesty Panel



24d ‡	w	24d	29.9h	0.5 Base Trim	3.5 Base	Product No.	List \$	Product No.	List \$
Bridge24: 36	36					GCDM.F	1730	GCAM.F	1850
Bridge24: 42	42					GCDM.G	1829	GCAM.G	1949
• Bridge24: 48	48					GCDM.H	1951	GCAM.H	2081
Bridge24: 54	54					GCDM.J	2043	GCAM.J	2168

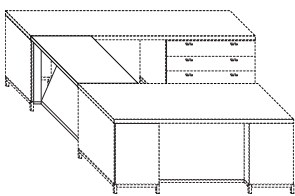
+ Options:

- For Silex inset top, specify Option LT and add \$1304.
- For Stitched Silex inset top, specify Option SLT and add \$1583.
- For Silex modesty panel, specify Option LM and add \$1679.
- For Stitched Silex modesty panel, specify Option SM and add \$1959.

! Notes:

Finished modesty panel.
Modesty panel is designed to screw to two L-Panels.

Bridges, Removable Access Panel



24d ‡	w	24d	29.9h	0.5 Base Trim	3.5 Base	Product No.	List \$	Product No.	List \$
Bridge24/Access: 36	36					GCDR.F	1903	GCAR.F	2029
Bridge24/Access: 42	42					GCDR.G	2009	GCAR.G	2132
• Bridge24/Access: 48	48					GCDR.H	2131	GCAR.H	2253
Bridge24/Access: 54	54					GCDR.J	2219	GCAR.J	2401

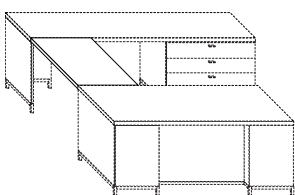
+ Options:

- For Silex inset top, specify Option LT and add \$1304.
- For Stitched Silex inset top, specify Option SLT and add \$1583.

! Notes:

Unfinished back on access panel.
Access panel has 2.5 inches clearance under top.
Access panel sits out from the wall 3 inches and is attached with Velcro® to two spacers.
Spacers are designed to screw between two L-Panels.

Bridges, Top Only

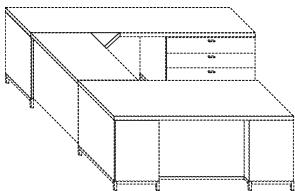


24d ‡	w	24d	1.5th	Product No.	List \$
Bridge24Top: 36	36			GCAL.F	962
Bridge24Top: 42	42			GCAL.G	1034
• Bridge24Top: 48	48			GCAL.H	1114
Bridge24Top: 54	54			GCAL.J	1170

+ Options:

- For Silex inset top, specify Option LT and add \$1304.
- For Stitched Silex inset top, specify Option SLT and add \$1583.

Corner Adapter Top

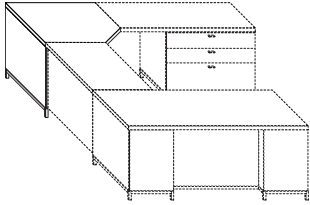


‡	12w	12d	1.5th	Product No.	List \$
Corner Adapter Top				GEAL	363

! Notes:

Available in all standard Solid Colors (only).
Coped on two sides to mate with edge shapes of tops.

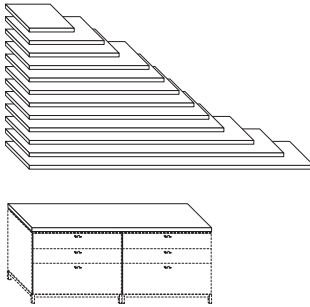
Corner Credenza



	Product No.	List \$	Product No.	List \$
Attach Runoff/Bridges (a:b) 42w 42d 29.9h	0.5 Base Trim		3.5 Base	
CornerCredenza 24:24	GAMN.DD	2432	GALN.DD	2825

- + Options:
- Maximum of 3 surface grommets may be used; see Options and surcharges.
- ! Notes:
- Veneer grain direction is 45 degrees.
- Corner angle dimensions are nominally 18 x 18 inches.
- Backs are finished.

Credenza Tops



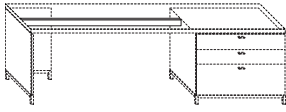
Rectangular 24d	w	24d	1.5th		
CredenzaTop24: 18	18			GFAL.CD	677
CredenzaTop24: 30	30			GFAL.ED	807
CredenzaTop24: 36	36			GFAL.FD	898
CredenzaTop24: 48	48			GFAL.HD	1040
CredenzaTop24: 54	54			GFAL.JD	1103
CredenzaTop24: 60	60			GFAL.KD	1181
CredenzaTop24: 66	66			GFAL.LD	1253
CredenzaTop24: 72	72			GFAL.MD	1334
CredenzaTop24: 78	78			GFAL.ND	1404
CredenzaTop24: 84	84			GFAL.OD	1496
CredenzaTop24: 90	90			GFAL.PD	1572
CredenzaTop24: 108	108			GFAL.RD	1832
CredenzaTop24: 120	120			GFAL.SD	2059

Rectangular 30d	w	30d	1.5th		
CredenzaTop30: 18	18			GFAL.CE	733
CredenzaTop30: 30	30			GFAL.EE	875
CredenzaTop30: 36	36			GFAL.FE	977
CredenzaTop30: 48	48			GFAL.HE	1133
CredenzaTop30: 54	54			GFAL.JE	1208
CredenzaTop30: 60	60			GFAL.KE	1295
CredenzaTop30: 66	66			GFAL.LE	1372
CredenzaTop30: 72	72			GFAL.ME	1463
CredenzaTop30: 78	78			GFAL.NE	1537
CredenzaTop30: 84	84			GFAL.OE	1652
CredenzaTop30: 90	90			GFAL.PE	1733

Rectangular 36d	w	36d	1.5th		
CredenzaTop36: 18	18			GFAL.CF	806
CredenzaTop36: 30	30			GFAL.EF	960
CredenzaTop36: 36	36			GFAL.FF	1051
CredenzaTop36: 48	48			GFAL.HF	1228
CredenzaTop36: 54	54			GFAL.JF	1308
CredenzaTop36: 60	60			GFAL.KF	1407
CredenzaTop36: 66	66			GFAL.LF	1487
CredenzaTop36: 72	72			GFAL.MF	1595
CredenzaTop36: 78	78			GFAL.NF	1680
CredenzaTop36: 84	84			GFAL.OF	1802
CredenzaTop36: 90	90			GFAL.PF	1889

- + Options:
- For Silex inset top, specify Option LT and add \$1304.
- For Stitched Silex inset top, specify Option SLT and add \$1583.
- ! Notes:
- This listing is of credenza tops only.
- The recommended maximum open span under tops is 54 inches; use bases/pedestals accordingly.

Credenza Support Keels

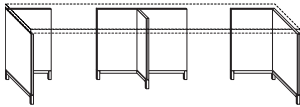


Support Keel‡	w	2d	1h	Product No.	List \$	Product No.	List \$
Credenza Support Keel: 52	52					LG-52	332
Credenza Support Keel: 58	58					LG-58	342
• Credenza Support Keel: 64	64					LG-64	346
Credenza Support Keel: 70	70					LG-70	352
Credenza Support Keel: 82	82					LG-82	359
Credenza Support Keel: 88	88					LG-88	365

! Notes:

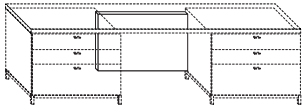
Required for unsupported work surface spans of 54 inches or more.
Unit is a black rectangular 1 x 2 tube screwed to the underside of the work surface.

L/T Panels



L-Panel Unfinished Back ‡	w	24d	28.4h	0.5 Base Trim	3.5 Base		
• L-Panel 18x24 LH	18			GHRU.CD	776	GHNU.CD	1094
• L-Panel 18x24 RH	18			GHSU.CD	776	GHPU.CD	1094
L-Panel 24x24 LH	24			GHRU.DD	808	GHNU.DD	1131
L-Panel 24x24 RH	24			GHSU.DD	808	GHPU.DD	1131
L-Panel 36x24 LH	36			GHRU.FD	875	GHNU.FD	1211
L-Panel 36x24 RH	36			GHSU.FD	875	GHPU.FD	1211
L-Panel Finished Back ‡	w	24d	28.4h	0.5 Base Trim	3.5 Base		
• L-Panel FinBack 18x24 LH	18			GHRF.CD	818	GHNF.CD	1115
• L-Panel FinBack 18x24 RH	18			GHSF.CD	818	GHPF.CD	1115
L-Panel FinBack 24x24 LH	24			GHRF.DD	860	GHNF.DD	1159
L-Panel FinBack 24x24 RH	24			GHSF.DD	860	GHPF.DD	1159
L-Panel FinBack 36x24 LH	36			GHRF.FD	954	GHNF.FD	1253
L-Panel FinBack 36x24 RH	36			GHSF.FD	954	GHPF.FD	1253
T-Panel Unfinished Back ‡	w	9d	28.4h	0.5 Base Trim	3.5 Base		
T-Panel UnfinBack 18x9	18			GHTU.C9	644	GHQU.C9	962
• T-Panel UnfinBack 36x9	36			GHTU.F9	767	GHQU.F9	1086
T-Panel Finished Back ‡	w	9d	28.4h	0.5 Base Trim	3.5 Base		
T-Panel FinBack 18x9	18			GHTF.C9	666	GHQF.C9	985
• T-Panel FinBack 36x9	36			GHTF.F9	807	GHQF.F9	1124

Modesty Panels, Fixed



				Product No.	List \$	Product No.	List \$
Unfinished Back ‡		w	1d 28.4h	0.5 Base Trim		3.5 Base	
Modesty-Panel: 18	18			GJVU.C	592	GJUU.C	713
Modesty-Panel: 24	24			GJVU.D	611	GJUU.D	735
Modesty-Panel: 30	30			GJVU.E	697	GJUU.E	821
• Modesty-Panel: 36	36			GJVU.F	767	GJUU.F	889
Modesty-Panel: 42	42			GJVU.G	802	GJUU.G	922
Modesty-Panel: 48	48			GJVU.H	841	GJUU.H	965
Modesty-Panel: 54	54			GJVU.J	876	GJUU.J	998
Modesty-Panel: 72	72			GJVU.M	979	GJUU.M	1103
Finished Back ‡		w	1d 28.4h	0.5 Base Trim		3.5 Base	
Modesty-Panel FinBack: 18	18			GJVF.C	809	GJUF.C	927
Modesty-Panel FinBack: 24	24			GJVF.D	838	GJUF.D	956
Modesty-Panel FinBack: 30	30			GJVF.E	935	GJUF.E	1059
• Modesty-Panel FinBack: 36	36			GJVF.F	1017	GJUF.F	1136
Modesty-Panel FinBack: 42	42			GJVF.G	1059	GJUF.G	1176
Modesty-Panel FinBack: 48	48			GJVF.H	1112	GJUF.H	1232
Modesty-Panel FinBack: 54	54			GJVF.J	1148	GJUF.J	1268
Modesty-Panel FinBack: 72	72			GJVF.M	1280	GJUF.M	1398

+ Options:

For Silex modesty panel, specify Option LM and add \$1200.

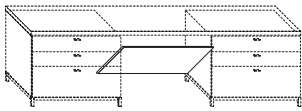
For Stitched Silex modesty panel, specify Option SM and add \$1401.

For COM materials applied to a modesty panel, specify Option COM; see below; price per request.

! Notes:

Unit is exact width with two removable cleats for mounting to L-Panels or Pedestals.

Modesty Panels, Access/Removable



				Product No.	List \$	Product No.	List \$
Unfinished Back ‡		w	2d 26.9h	0.5 Base Trim		3.5 Base	
Modesty-Access: 18	18			GJXU.C	797	GJWU.C	920
Modesty-Access: 24	24			GJXU.D	818	GJWU.D	944
Modesty-Access: 30	30			GJXU.E	881	GJWU.E	1004
• Modesty-Access: 36	36			GJXU.F	944	GJWU.F	1065
Modesty-Access: 42	42			GJXU.G	977	GJWU.G	1100
Modesty-Access: 48	48			GJXU.H	1017	GJWU.H	1141
Modesty-Access: 54	54			GJXU.J	1049	GJWU.J	1172
Modesty-Access: 72	72			GJXU.M	1172	GJWU.M	1301

! Notes:

Unit is exact width with two 3 inch deep spacers for mounting to L-Panels or Pedestals.

Panels are available with unfinished backs.

Clearance between work surface and panel is 2.5.

Shipping address for COM/COL materials and memo samples:

TUOHY Furniture Corporation, P1 Upholstery Receiving, 42 Saint Albans Place, Chatfield, MN 55923



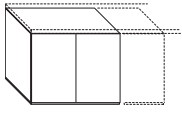
Specify: Product Number
Quantity
Tagging
Wood Finish
Hardware Finish

• Denotes Item is illustrated.
‡ Requires field sub-assembly.

Metal finish is MBN Brushed Nickel.

Prices listed in Wood1 Finishes.

Pedestals 28h, 0.5 Base Trim



		ProdNo.	List \$	ProdNo.	List \$	ProdNo.	List \$
28.4h BaseTrim	Back	24d		30d		36d	
Ped 28h BaseTrim	Unfinished	GKAU24-		352GKAU30-	380	GKAU36-	402
Ped 28h BaseTrim FinBk	Finished	GKAF24-		352GKAF30-	380	GKAF36-	402

Pedestal Menu	w			Unfinished Back 24d	Unfinished Back 30d	Unfinished Back 36d	Finished Back Add \$	
Shelving 15	15	B	1508	—	—	—	+49	
Shelving 18	18	C	1599	—	—	—	+62	
Shelving 30	30	E	1853	—	—	—	+110	
Shelving 36	36	F	1982	—	—	—	+129	
Cabinet-LH 15	15	N	1993	—	—	—	+49	
Cabinet-LH 18	18	P	2123	—	—	—	+62	
Cabinet-RH 15	15	R	1993	—	—	—	+49	
Cabinet-RH 18	18	S	2123	—	—	—	+62	
Double Cabinet 30	30	U	2453	—	—	—	+110	
• Double Cabinet 36	36	V	2515	—	—	—	+129	
2File 18	18	W	2579	W	2627	W	2705	+131
2Box/File 18	18	Y	2709	Y	2759	Y	2847	+131
4Box 18	18	0	2840	0	2894	0	2988	+131
2LatFile 30	30	2	2883	—	—	—	—	+209
2LatFile 36	36	3	2951	—	—	—	—	+233
2LatBox/LatFile 30	30	6	3017	—	—	—	—	+209
2LatBox/LatFile 36	36	7	3345	—	—	—	—	+233
LatBox/DbcCab 30	30	8	3184	—	—	—	—	+110
LatBox/DbcCab 36	36	9	3278	—	—	—	—	+129
Open Kneespace		(#)	—	(#)	—	(#)	—	
# = inches required								

See Notes and Options on the following page.

How to Order Pedestals:

Choose the pedestal format desired from each of the listings above and on the opposite page. Note the ProductNo. and List \$ that correspond to the depth and back (finished/unfinished) desired. Follow the ProductNo. column down until you have located the first (left-most) pedestal desired, then append the letter/number code to the original item number and add the price to the original price. Continue adding pedestals in this manner until your unit is complete.

The overall pedestal width will be the accumulated widths of all pedestals chosen; the overall price will be the accumulated prices and the final item number will be the original number plus all of the letter codes for the pedestals added. Maximum width under one top is 120 inches. Components are modular and may require field assembly. Finished backs may be segmented; inquire if a continuous back is required. Verify all logistical dimensions (e.g., elevators, corridors and doorways) prior to ordering large units. Tops are to be ordered separately.

See also the information on the following pages.

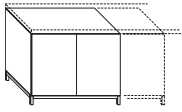
Sample Order

0.5 Base, 24d, 2BF + LatFile, Finished Back

w	ProdNo.	List \$	Add
--	GKAF24-	469	--
18	Y	3612	+174
36	3	3935	+311

GKAF24-Y3 = \$8501 (List Price)

Pedestals 28h, 3.5 Base



		ProdNo.	List \$	ProdNo.	List \$	ProdNo.	List \$
28.4h 3.5 Base	Back	24d		30d		36d	
Ped 28h 3.5 Base	Unfinished	GKBU24-	477	GKBU30-	528	GKBU36-	557
Ped 28h 3.5 Base FinBk	Finished	GKBF24-	477	GKBF30-	528	GKBF36-	557

Pedestal Menu	w		Unfinished Back 24d	Unfinished Back 30d	Unfinished Back 36d	Finished Back Add \$
Shelving 15	15	B	2397	---	---	+47
Shelving 18	18	C	2520	---	---	+59
Shelving 30	30	E	2765	---	---	+105
Shelving 36	36	F	2883	---	---	+122
Cabinet-LH 15	15	N	2661	---	---	+47
Cabinet-LH 18	18	P	2778	---	---	+59
Cabinet-RH 15	15	R	2661	---	---	+47
Cabinet-RH 18	18	S	2778	---	---	+59
Double Cabinet 30	30	U	3191	---	---	+105
Double Cabinet 36	36	V	3270	---	---	+122
2File 18	18	W	3345	W	3398W	3477
2Box/File 18	18	Y	3481	Y	3533Y	3620
4Box 18	18	0	3615	0	36620	3760
2LatFile 30	30	2	3718	---	---	+200
2LatFile 36	36	3	3839	---	---	+222
2LatBox/LatFile 30	30	6	3853	---	---	+200
2LatBox/LatFile 36	36	7	4233	---	---	+222
LatBox/DbfCab 30	30	8	4017	---	---	+105
LatBox/DbfCab 36	36	9	4163	---	---	+122
Open Kneespace		(#)	—	(#)	—(#)	—

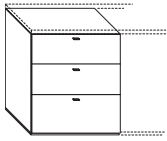
- ! Notes—for all Pedestals on this and opposite page.
 Maximum width under one top is 120 inches; components are modular and may require field assembly.
 Finished backs may be segmented; inquire if a continuous back is required.
 Verify all logistical dimensions (e.g., elevators, corridors and doorways) prior to ordering large units.
 Prices shown here regard Wood1 finishes; note surcharges for Wood2 finish.
 Geneva pedestals are not modular. Faces and back panels are each made from single pieces of veneer to guarantee consistency of grain and color.
 Pedestals have a kerf detail along edges and vertical corners.
 All pedestals include locks where applicable.

- + Options:
 For drawers/cabinets with Silex (faux leather), specify Option LF and add \$653 per drawer/door face.
 For drawers/cabinets with Stitched Silex, specify Option SF and add \$889 per drawer/door face.

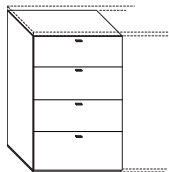
To Specify Pedestals

- Construct the Product Number and List Price:
 Choose the format desired and note the starting Prefix Code and List \$ for the depth required.
 Specify pedestal sequence L to R by adding the Ped Code and \$ for the depth required to the Prefix Code and List \$.
 The overall width is the sum of the pedestal widths you have added (120 is maximum).
- Required Specifications
 Product number and price.
 Quantity and Tagging information.
 Wood finish selection.
 Silex color selection if applicable.
- Options, as listed above.

Pedestals 40h/54h, 0.5 Base Trim

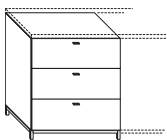


		ProdNo.	List \$			
40.5h	Back	24d		30d	36d	
Pedestal 40h Base	Unfinished	GKCU24-	352			
Pedestal 40h Base FinBk	Finished	GKCF24-	352			
Pedestal Menu ↵	w	Unfinished Back 24d				Finished Back Add \$
3LatFile 30	30	H	3972	—	—	+316
3LatFile 36	36	J	4039	—	—	+347

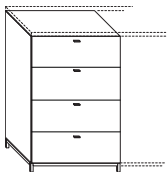


54.5h BaseTrim	Back	24d				
Pedestal 54h Base	Unfinished	GKDU24-	352			
Pedestal 54h Base FinBk	Finished	GKDF24-	352			
Pedestal Menu ↵	w	Unfinished Back 24d				Finished Back Add \$
4LatFile 30	30	K	5166	—	—	+355
4LatFile 36	36	L	5306	—	—	+393

Pedestals 40h/54h, 3.5 Base



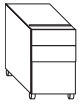
40.5h	Back	24d				
Pedestal 40h	Unfinished	GKEU24-	477			
Pedestal 40h FinBk	Finished	GKEF24-	477			
Pedestal Menu ↵	w	Unfinished Back 24d				Finished Back Add \$
3LatFile 30	30	H	4809	—	—	+316
3LatFile 36	36	J	4926	—	—	+347



54.5h BaseTrim	Back	24d				
Pedestal 54h Base	Unfinished	GKFU24-	477			
Pedestal 54h Base FinBk	Finished	GKFF24-	477			
Pedestal Menu ↵	w	Unfinished Back 24d				Finished Back Add \$
4LatFile 30	30	K	5998	—	—	+355
4LatFile 36	36	L	6192	—	—	+393

- ! Notes—for Pedestals on this page.
Maximum width under one top is 120 inches; components are modular and may require field assembly. Finished backs will be segmented; inquire if a continuous back is required. Verify all logistical dimensions (e.g., elevators, corridors and doorways) prior to ordering large units. Prices shown here regard Wood1 finishes; note surcharges for Wood2 finish. Geneva 3 and 4 high pedestals are shipped in logical components. Faces and back panels are each made from single pieces of veneer to guarantee consistency of grain and color. All pedestals include locks. Credenza Tops for spanning a run of pedestals are listed on a prior page and must be ordered separately. Drawer Pedestals 40/54h must be secured on location to the wall; otherwise, specify Option AT below.
- + Options:
For Anti-Tilt Mechanisms, specify Option AT; add 699.
For drawers/cabinets with Silex (faux leather), specify Option LF and add \$653 per drawer/door face.
For drawers/cabinets with Stitched Silex, specify Option SF and add \$889 per drawer/door face.

Pedestals, Mobile

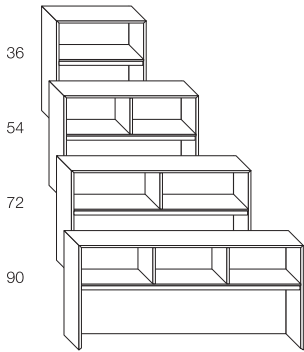


		Product No.	List \$	Product No.	List \$
Mobile	18w 24d 27.2h	Use with 0.5 Base		Use with 3.5 Base	
PedMobile24: 2BF 18		GKUF.CD	3191	GKHF.CD	3130

! Notes:

- Locks are included.
- Drawers are 0.5 Birch with dovetailed corners.
- Drawer bottoms are 0.25 inch thick dadoed into drawer sides.
- Slides are ball bearing full extension.
- Box drawers come with drawer dividers.
- File drawers come with Pendaflex file hanging system.
- Units have a 20 deep drawer and are finished on all sides.

Hutches, Wood Shelving1



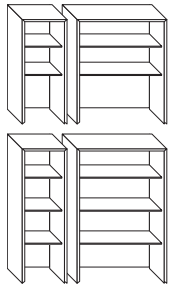
42.1h (72h installed)		w	15d	Shv	COM	Fabric Back Panel	Wood Back Panel	
• Hutch72: WoodShelving1	36	36	0\1	1.8	GLAF.FBM	4100	GLAW.FBM	3579
• Hutch72: WoodShelving1	54	54	1\1	2	GLAF.JBM	4850	GLAW.JBM	4229
• Hutch72: WoodShelving1	72	72	0\2	2.3	GLAF.MBM	5598	GLAW.MBM	4878
• Hutch72: WoodShelving1	90	90	1\2	2.8	GLAF.PBM	6349	GLAW.PBM	5529

42.1h w/Cubby (72h installed)		w	15d	Shv	COM	Fabric Back Panel	Wood Back Panel	
Hutch72: WdShelv1/Cubby	36	36	0\1	1.8	GLBF.FBM	4760	GLBW.FBM	4215
Hutch72: WdShelv1/Cubby	54	54	1\1	2	GLBF.JBM	5731	GLBW.JBM	5078
Hutch72: WdShelv1/Cubby	72	72	0\2	2.3	GLBF.MBM	6885	GLBW.MBM	6125
Hutch72: WdShelv1/Cubby	90	90	1\2	2.8	GLBF.PBM	7784	GLBW.PBM	6918

! Notes:

Units have a 3 grade top surface.
 Units have an unfinished back and are designed to go up against a wall.
 Fabric/Wood Back Panels are removable for wire access and management.
 The back of the units have a cord access cutout located 2.5 up from the bottom.
 The removable back panel has 0.5 clearance at the bottom and 0.75 clearance at the top.
 Dividers: None at 36w; one at 54-72w; two at 90.

Hutches, Wood Shelving Full Height



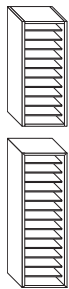
42.1h (72h installed)		w	15d	Shv		Wood Back Panel	
• Hutch72: WoodShelving3	18	18	3\0			GLEW.CBM	2975
• Hutch72: WoodShelving3	36	36	0\3			GLEW.FBM	4016

55.1h (85h installed)		w	15d	Shv		Wood Back Panel	
• Hutch85: WoodShelving4	18	18	4\0			GLEW.CB8	3489
• Hutch85: WoodShelving4	36	36	0\4			GLEW.FB8	4632

! Notes:

Units have a 3 grade top surface.
 Units have an unfinished back and are designed to go up against a wall.
 Number of adjustable shelves varies approximately on 14 inch openings.

Hutches, Paper Management



42.1h (72h installed)		18w	d	Shv	Glass Shelves	Wood Shelves		
• Hutch72: PaperManager	15d	15	11		GLNW.CBM	5255	GLPW.CBM	3953
• Hutch72: PaperManager	18d	18	11		GLNW.CCM	5834	GLPW.CCM	4157

55.1h (85h installed)		18w	d	Shv	Glass Shelves	Wood Shelves		
• Hutch85: PaperManager	15d	15	14		GLNW.CB8	6656	GLPW.CB8	4978
• Hutch85: PaperManager	18d	18	14		GLNW.CC8	7195	GLPW.CC8	5241

! Notes:

Units have a 3 grade top surface and wood back panel.
 Units have an unfinished back and are designed to go up against a wall.
 Glass Shelves are 0.25 inch thick and spaced 3.78 inches (96mm) on center vertically.
 Wood Shelves are 0.5 inch thick and spaced 3.78 inches (96mm) on center vertically.

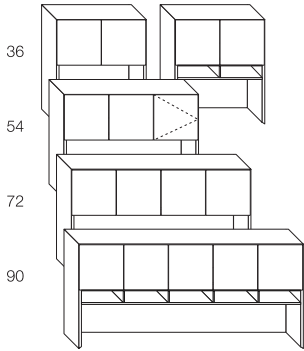
Shipping address for COM/COL materials and memo samples:
 TUOHY Furniture Corporation, P1 Upholstery Receiving, 42 Saint Albans Place, Chatfield, MN 55923



Specify: Product Number • Denotes Item is illustrated.
 Quantity
 Tagging
 Wood Finish
 Hardware Finish

Prices listed in Wood1 Finishes.

Hutches, Cabinet1



		w	15d	Shv	COM	Fabric Back Panel	Wood Back Panel
42.1h (72h installed)							
• Hutch72: Cabinet1 36		36	0\1	1.8		GLFF.FBM 4348	GLFW.FBM 3955
• Hutch72: Cabinet1 54		54	1\1	2		GLFF.JBM 5727	GLFW.JBM 5084
• Hutch72: Cabinet1 72		72	0\2	2.3		GLFF.MBM 6413	GLFW.MBM 5728
• Hutch72: Cabinet1 90		90	1\2	2.8		GLFF.PBM 6928	GLFW.PBM 6145
42.1h w/Cubby (72h installed)							
• Hutch72: Cabinet1/Cubby 36		36	0\1	1.8		GLGF.FBM 5001	GLGW.FBM 4585
• Hutch72: Cabinet1/Cubby 54		54	1\1	2		GLGF.JBM 6620	GLGW.JBM 5951
• Hutch72: Cabinet1/Cubby 72		72	0\2	2.3		GLGF.MBM 7691	GLGW.MBM 6966
• Hutch72: Cabinet1/Cubby 90		90	1\2	2.8		GLGF.PBM 8335	GLGW.PBM 7514

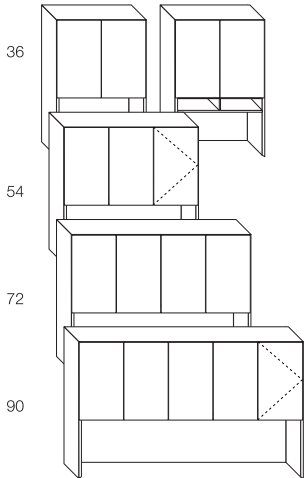
+ Options:

For Silex-wrapped doors, specify Opton LF and add \$653 per door.
 For StitchedSilex-wrapped doors, specify Opton SF and add \$889 per door.

! Notes:

Units have a 3 grade top surface.
 Units have an unfinished back and are designed to go up against a wall.
 Units are available with either a COM fabric panel or wood panel. These panels are removable and are used to cover cord access.
 The back of the units have a cord access cutout located 2.5 up from the bottom.
 The removable back panel has 0.5 clearance at the bottom and 0.75 clearance at the top.

Hutches, Cabinet2



		w	15d	Shv	COM	Fabric Back Panel	Wood Back Panel
55.1h (85 installed)							
• Hutch85: Cabinet2 36		36	0\2	1.8		GLHF.FB8 4979	GLHW.FB8 4586
• Hutch85: Cabinet2 54		54	2\2	2		GLHF.JB8 6410	GLHW.JB8 5774
• Hutch85: Cabinet2 72		72	0\4	2.3		GLHF.MB8 7145	GLHW.MB8 6460
• Hutch85: Cabinet2 90		90	2\4	2.8		GLHF.PB8 7710	GLHW.PB8 6928
55.1h w/Cubby (85 installed)							
• Hutch85: Cabinet2/Cubby 36		36	0\2	1.8		GLJF.FB8 5666	GLJW.FB8 5251
• Hutch85: Cabinet2/Cubby 54		54	2\2	2		GLJF.JB8 7339	GLJW.JB8 6669
• Hutch85: Cabinet2/Cubby 72		72	0\4	2.3		GLJF.MB8 8459	GLJW.MB8 7740
• Hutch85: Cabinet2/Cubby 90		90	2\4	2.8		GLJF.PB8 9157	GLJW.PB8 8335

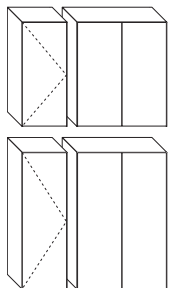
+ Options:

For Silex-wrapped doors, specify Opton LF and add \$653 per door.
 For StitchedSilex-wrapped doors, specify Opton SF and add \$889 per door.

! Notes:

Units have a 3 grade top surface.
 Units have an unfinished back and are designed to go up against a wall.
 Units are available with either a COM fabric panel or wood panel. These panels are removable and are used to cover cord access.
 The back of the units have a cord access cutout located 2.5 up from the bottom.
 The removable back panel has 0.5 clearance at the bottom and 0.75 clearance at the top.

Hutches, Full Height Cabinet



		w	15d	Shv		Wood Back Panel
42.1h (72 installed)						
Hutch72: Cabinet3 LH 18		18	3\0			GLKW.CBM 3273
• Hutch72: Cabinet3 RH 18		18	3\0			GLLW.CBM 3273
• Hutch72: Cabinet3 36		36	0\3			GLMW.FBM 4565
55.1h (85 installed)						
Hutch85: Cabinet4 LH 18		18	4\0			GLKW.CB8 3863
• Hutch85: Cabinet4 RH 18		18	4\0			GLLW.CB8 3863
• Hutch85: Cabinet4 36		36	0\4			GLMW.FB8 5201

+ Options:

For Silex-wrapped doors, specify Opton LF and add \$653 per door.
 For StitchedSilex-wrapped doors, specify Opton SF and add \$889 per door.

! Notes:

Units have a 3 grade top surface.
 Units have an unfinished back and are designed to go up against a wall.
 Number of adjustable shelves varies approximately on 14 inch openings.

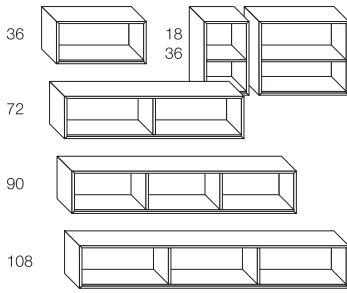
Shipping address for COM/COL materials and memo samples:
 TUOHY Furniture Corporation, P1 Upholstery Receiving, 42 Saint Albans Place, Chatfield, MN 55923



Specify: Product Number • Denotes Item is illustrated.
 Quantity
 Tagging
 Wood Finish
 Hardware Finish

Prices listed in Wood1 Finishes.

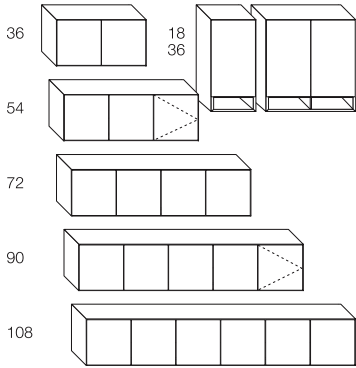
Wall Hutches, Shelving & Cabinet



	18h (Wall Cleat Included)	w	15d	Sg\ Dbl Shelf	Wall Hutch		Wall Hutch w/Cubby
•	WallHutch: WoodShelf1 36	36	0\1		GMA.FB	2407	GMB.FB 2960
•	WallHutch: WoodShelf1 72	72	0\2		GMA.MB	4094	GMB.MB 5252
•	WallHutch: WoodShelf1 90	90	0\3		GMA.PB	4776	GMB.PB 6076
•	WallHutch: WoodShelf1 108	108	0\3		GMA.RB	5692	GMB.RB 7131
	30.6h (Wall Cleat Included)	w	15d	Sg\ Dbl Shelf	Wall Hutch		Wall Hutch w/Cubby
•	WallHutch: WoodShelf2 18	18	2\0		GMC.FB	2161	GMD.FB 2551
•	WallHutch: WoodShelf2 36	36	0\2		GMC.MB	3372	GMD.MB 4148
•	WallHutch: WoodShelf2 72	72	0\4		GMC.PB	5818	GMD.PB 7062
•	WallHutch: WoodShelf2 90	90	0\6		GMC.RB	6734	GMD.RB 8132

! Notes:

Units have a 3-grade top surface.
 Dividers: None through 36w; one at 72w; two at 90 or more.
 Wall-mount cleats are included for field installation; wall hutches must be screwed through the back into the wall cleat.



	18h (Wall Cleat Included)	w	15d	Sg\ Dbl Shelf	Wall Hutch		Wall Hutch w/Cubby
•	WallHutch: Cabinet1 36	36	0\1		GMF.FB	2941	GMG.FB 3521
•	WallHutch: Cabinet1 54	54	1\1		GMF.JB	4379	GMG.JB 5204
•	WallHutch: Cabinet1 72	72	0\2		GMF.MB	5078	GMG.MB 6287
•	WallHutch: Cabinet1 90	90	1\2		GMF.PB	5838	GMG.PB 7089
•	WallHutch: Cabinet1 108	108	0\3		GMF.RB	6455	GMG.RB 7933
	30.6h (Wall Cleat Included)	w	15d	Sg\ Dbl Shelf	Wall Hutch		Wall Hutch w/Cubby
•	WallHutch: Cabinet2 LH 18	18	2\0		GMN.CB	2364	GMP.CB 2765
•	WallHutch: Cabinet2 RH 18	18	2\0		GMQ.CB	2364	GMR.CB 2765
•	WallHutch: Cabinet2 36	36	0\2		GMH.FB	3698	GMJ.FB 4318
•	WallHutch: Cabinet2 54	54	2\2		GMH.JB	5013	GMJ.JB 5877
•	WallHutch: Cabinet2 72	72	0\4		GMH.MB	6577	GMJ.MB 7864
•	WallHutch: Cabinet2 90	90	2\4		GMH.PB	7565	GMJ.PB 8898

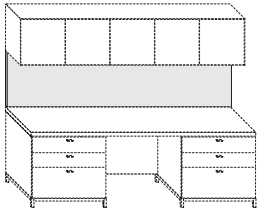
+ Options:

For Silex-wrapped doors, specify Opton LF and add \$653 per door.
 For StitchedSilex-wrapped doors, specify Opton SF and add \$889 per door.

! Notes:

Units have a 3-grade top surface.
 Wall-mount cleats are included for field installation; hutches must be screwed through the back into the wall cleat.

Fabric Panels, Wall Hung



				Product No.	List \$	Product No.	List \$
23.4h (Includes Wall Cleats) ‡	w	23.4h	COM	Wall Hutch		Wall Hutch w/Cubby	
Fabric Wall Panel: 36	36		1.8	LN-36-23.4	391	LN-36-17.4	391
Fabric Wall Panel: 54	54		2	LN-54-23.4	638	LN-54-17.4	638
Fabric Wall Panel: 72	72		2.3	LN-72-23.4	686	LN-72-17.4	686
• Fabric Wall Panel: 90	90		2.8	LN-90-23.4	767	LN-90-17.4	767
Fabric Wall Panel: 108	108		3.2	LN-108-23.4	832	LN-108-17.4	832
36h (Includes Wall Cleats) ‡	w	36h	COM	Wall Hutch		Wall Hutch w/Cubby	
Fabric Wall Panel: 36X	36		1.8	LN-36-36	391	LN-30-30	391
Fabric Wall Panel: 54X	54		2	LN-54-36	638	LN-54-30	638
Fabric Wall Panel: 72X	72		2.3	LN-72-36	686	LN-72-30	686
Fabric Wall Panel: 90X	90		2.8	LN-90-36	767	LN-90-30	767
Fabric Wall Panel: 108X	108		3.2	LN-108-36	832	LN-108-30	832

! Notes:

- Cord management behind Fabric Panels is feasible.
- For use with Wall Hung Hutches.
- Fabric Panels for Wall Hutches with Shelf Added will be 6 inches shorter in height.
- Fabric Panels over 96w are produced in two sections.

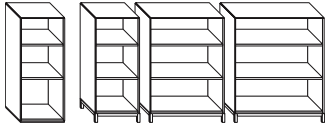
Shipping address for COM/COL materials and memo samples:
 TUOHY Furniture Corporation, P1 Upholstery Receiving, 42 Saint Albans Place, Chatfield, MN 55923



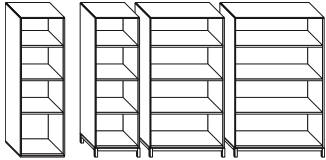
Specify: Product Number • Denotes Item is illustrated.
 Quantity
 Tagging
 Wood Finish
 Hardware Finish

Prices listed in Wood1 Finishes.

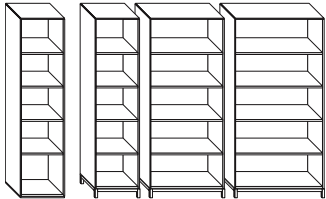
Towers, Shelving



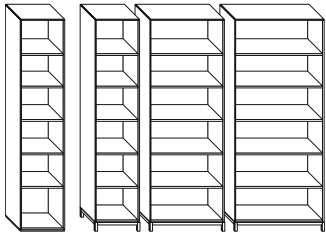
		Product No.	List \$	Product No.	List \$
42 high		w 15d 42h	0.5 Base Trim	3.5 Base	
•	Tower 42/15: Shelving 18	18	GPKU.CBG	3685	GPAU.CBG 4244
•	Tower 42/15: Shelving 30	30	GPKU.EBG	4116	GPAU.EBG 4686
•	Tower 42/15: Shelving 36	36	GPKU.FBG	4312	GPAU.FBG 4910



56 high		w 15d 56h	0.5 Base Trim	3.5 Base	
•	Tower 56/15: Shelving 18	18	GPKU.CB6	3984	GPAU.CB6 4542
•	Tower 56/15: Shelving 30	30	GPKU.EB6	4569	GPAU.EB6 5133
•	Tower 56/15: Shelving 36	36	GPKU.FB6	4823	GPAU.FB6 5421



72 high		w 15d 72h	0.5 Base Trim	3.5 Base	
•	Tower 72/15: Shelving 18	18	GPKU.CBM	4281	GPAU.CBM 4838
•	Tower 72/15: Shelving 30	30	GPKU.EBM	5003	GPAU.EBM 5570
•	Tower 72/15: Shelving 36	36	GPKU.FBM	5311	GPAU.FBM 5910



85 high		w 15d 85h	0.5 Base Trim	3.5 Base	
•	Tower 85/15: Shelving 18	18	GPKU.CB8	4599	GPAU.CB8 5155
•	Tower 85/15: Shelving 30	30	GPKU.EB8	5465	GPAU.EB8 6035
•	Tower 85/15: Shelving 36	36	GPKU.FB8	5846	GPAU.FB8 6446

! Notes:

- Number of adjustable shelves: 2 @ 42h, 3 @ 56h, 4 @ 72h, and 5 @ 85h.
- Units 72 and taller have a 3 grade top surface.
- Unfinished backs are standard.

Towers, Cabinet Single Door



				Product No.	List \$	Product No.	List \$
72 high				0.5 Base Trim		3.5 Base	
•	Tower 72/15: Cabinet LH 18	18	15	GPLU.CBM	4412	GPBU.CBM	4973
	Tower 72/15: Cabinet RH 18	18	15	GPMU.CBM	4412	GPCU.CBM	4973
	Tower 72/15: Cabinet LH 24	24	15	GPLU.DBM	5066	GPBU.DBM	5632
	Tower 72/15: Cabinet RH 24	24	15	GPMU.DBM	5066	GPCU.DBM	5632
•	Tower 72/24: Cabinet LH 18	18	24	GPLU.CDM	4763	GPBU.CDM	5362
	Tower 72/24: Cabinet RH 18	18	24	GPMU.CDM	4763	GPCU.CDM	5362
	Tower 72/24: Cabinet LH 24	24	24	GPLU.DDM	5459	GPBU.DDM	6092
	Tower 72/24: Cabinet RH 24	24	24	GPMU.DDM	5459	GPCU.DDM	6092
85 high				0.5 Base Trim		3.5 Base	
•	Tower 85/15: Cabinet LH 18	18	15	GPLU.CB8	4688	GPBU.CB8	5249
	Tower 85/15: Cabinet RH 18	18	15	GPMU.CB8	4688	GPCU.CB8	5249
	Tower 85/15: Cabinet LH 24	24	15	GPLU.DB8	5472	GPBU.DB8	6042
	Tower 85/15: Cabinet RH 24	24	15	GPMU.DB8	5472	GPCU.DB8	6042
•	Tower 85/24: Cabinet LH 18	18	24	GPLU.CD8	5077	GPBU.CD8	5675
	Tower 85/24: Cabinet RH 18	18	24	GPMU.CD8	5077	GPCU.CD8	5675
	Tower 85/24: Cabinet LH 24	24	24	GPLU.DD8	5919	GPBU.DD8	6551
	Tower 85/24: Cabinet RH 24	24	24	GPMU.DD8	5919	GPCU.DD8	6551

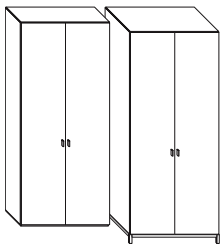
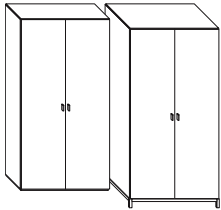
+ Options:

For Silex-wrapped doors, specify Opton LF and add \$819 per door.
 For StitchedSilex-wrapped doors, specify Opton SF and add \$1296 per door.
 Locks are optional.

! Notes:

Number of adjustable shelves: 4 @ 72h, and 5 @ 85h.
 Units have 3 grade top surface.
 Unfinished backs are standard.

Towers, Cabinet Double Door



		36w	d	72h	0.5 Base Trim	3.5 Base	
72 high							
•	Tower 72/15: Cabinet DBL 36		15		GPNU.FBM	5299	GPDU.FBM 5897
•	Tower 72/24: Cabinet DBL 36		24		GPNU.FDM	5754	GPDU.FDM 6383
85 high							
•	Tower 85/15: Cabinet DBL 36		15		GPNU.FB8	6092	GPDU.FB8 6693
•	Tower 85/24: Cabinet DBL 36		24		GPNU.FD8	6656	GPDU.FD8 7285

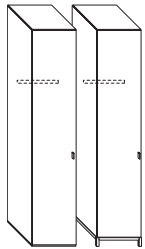
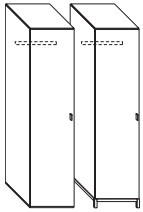
+ Options:

For Silex-wrapped doors, specify Opton LF and add \$819 per door.
 For StitchedSilex-wrapped doors, specify Opton SF and add \$1296 per door.
 Locks are optional.

! Notes:

Number of adjustable shelves: 4 @ 72h, and 5 @ 85h.
 Units have 3 grade top surface.
 Unfinished backs are standard.

Towers, Garment



			Product No.	List \$	Product No.	List \$
72 high	w	24d	72h	0.5 Base Trim	3.5 Base	
• Tower 72/24: Garment LH 18	18		GPPU.CDM	4251	GPEU.CDM	4810
Tower 72/24: Garment RH 18	18		GPQU.CDM	4251	GPFU.CDM	4810
Tower 72/24: Garment LH 24	24		GPPU.DDM	4421	GPEU.DDM	4988
Tower 72/24: Garment RH 24	24		GPQU.DDM	4421	GPFU.DDM	4988
85 high	w	24d	85h	0.5 Base Trim	3.5 Base	
• Tower 85/24: Garment LH 18	18		GPPU.CD8	4562	GPEU.CD8	5117
Tower 85/24: Garment RH 18	18		GPQU.CD8	4562	GPFU.CD8	5117
Tower 85/24: Garment LH 24	24		GPPU.DD8	4870	GPEU.DD8	5435
Tower 85/24: Garment RH 24	24		GPQU.DD8	4870	GPFU.DD8	5435

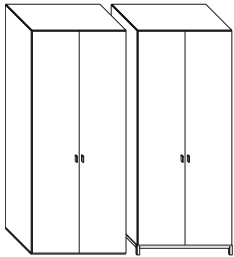
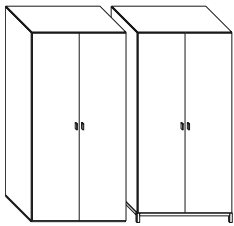
+ Options:

For Silex-wrapped doors, specify Option LF and add \$819 per door.
 For StitchedSilex-wrapped doors, specify Option SF and add \$1296 per door.
 Locks are optional.

! Notes:

Units 85 high have an adjustable shelf above the coat rod.
 Units have 3 grade top surface.
 Unfinished backs are standard.

Towers, Garment-Cabinet



				0.5 Base Trim	3.5 Base	
72h	36w	24d	72h			
• Tower 72/24: Garment:Cab 36				GPRU.FDM	5829	GPGU.FDM 6428
Tower 72/24: Cab:Garment 36				GPSU.FDM	5829	GPHU.FDM 6428

				0.5 Base Trim	3.5 Base	
85h	36w	24d	85h			
• Tower 85/24: Garment:Cab 36				GPRU.FD8	6380	GPGU.FD8 6980
Tower 85/24: Cab:Garment 36				GPSU.FD8	6380	GPHU.FD8 6980

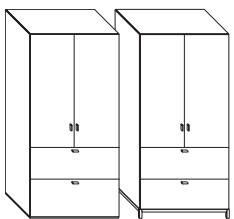
+ Options:

For Silex-wrapped doors, specify Option LF and add \$819 per door.
 For StitchedSilex-wrapped doors, specify Option SF and add \$1296 per door.
 Locks are optional.

! Notes:

Number of adjustable shelves: 4 @ 72h, and 5 @ 85h.
 Units 85 high get an additional adjustable shelf above the coat rod.
 Units have 3 grade top surface.
 Unfinished backs are standard.

Towers, Cabinet/LatFile



				0.5 Base Trim	3.5 Base	
72h	w	24d	72h			
• Tower 72/24: Cab/LatF 30	30			GPTU.EDM	8173	GPJU.EDM 8771
Tower 72/24: Cab/LatF 36	36			GPTU.FDM	8259	GPJU.FDM 8894

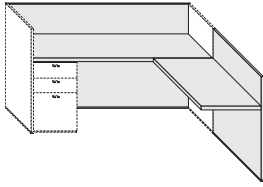
+ Options:

For Silex-wrapped doors, specify Option LF and add \$819 per door.
 For StitchedSilex-wrapped doors, specify Option SF and add \$1296 per door.
 Locks are optional.

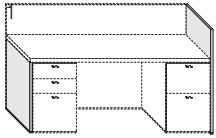
! Notes:

Cabinet areas have 2 adjustable shelves.
 Units have 3 grade top surface.
 Unfinished backs are standard.

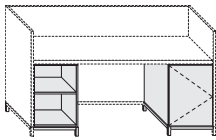
Gallery Modules 25d



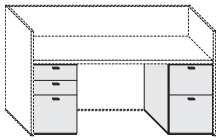
	Product No.	List \$	Product No.	List \$
Back Panel and Top 25d	w	25d 42h	0.5 Base Trim	3.5 Base
Gallery Shell: 42x25	42		GSA.GD-	2581
• Gallery Shell: 48x25	48		GSA.HD-	2735
Gallery Shell: 54x25	54		GSA.JD-	2879
Gallery Shell: 60x25	60		GSA.KD-	3022
Gallery Shell: 66x25	66		GSA.LD-	3164
• Gallery Shell: 72x25	72		GSA.MD-	3319
Gallery Shell: 78x25	78		GSA.ND-	3458
Gallery Shell: 84x25	84		GSA.OD-	3622
Gallery Shell: 90x25	90		GSA.PD-	3762



			↑	↑	↑	↑
1 Gallery End Panel 25d x 42h	+1 to w		Z	884	Z	1067
Modules: -		24d 28.4h				
2 End Panel 24	1		A	583	A	765
Shelving 15	15		B	1704	B	2710
3 Shelving 18	18		C	1808	C	2849
Shelving 30	30		E	2094	E	3125
Shelving 36	36		F	2240	F	3260



Cabinet-LH 15	15		N	2252	N	3008
Cabinet-LH 18	18		P	2399	P	3140
Cabinet-RH 15	15		R	2252	R	3008
4 Cabinet-RH 18	18		S	2399	S	3140
Double Cabinet 30	30		U	2772	U	3607
Double Cabinet 36	36		V	2842	V	3696



5 2File 18	18		W	2915	W	3782
6 2Box/File 18	18		Y	3062	Y	3935
4Box 18	18		0	3211	0	4085
2LatFile 30	30		2	3260	2	4203
2LatFile 36	36		3	3337	3	4340
2LatB/LatFile 30	30		6	3410	6	4355
2LatB/LatFile 36	36		7	3782	7	4706

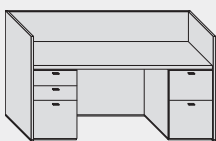
7 Open Kneespace (#) — (#) —
= inches required

Gallery Ordering Information

Choose the Gallery Shell size desired from each of the listings above and on the opposite page; a shell is comprised of a top and a 42h panel. Note the ItemNo and List \$ that correspond to the depth and base treatment desired. Follow the ItemNo column down until you have located the first (left-most) end panel or pedestal desired, then append the letter/number code to the original item number and add the price to the original price. Continue adding modules in this manner until your unit is complete.

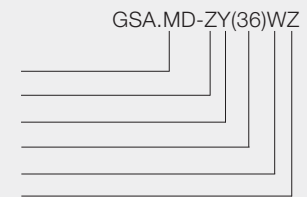
The overall unit width will be the accumulated widths of all modules chosen; this dimension cannot be greater than your shell width. The overall price will be the accumulated prices and the final item number will be the original number plus all of the letter codes for the pedestals added.

Gallery Module Sample Order

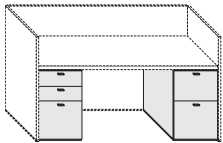
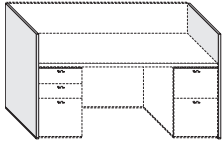
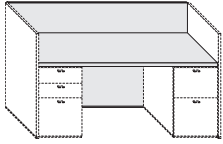


Gallery Shell: 72x25, 0.5 Base	GSA.MD-	4425
End Gallery Panel	Z	1178
2Box/File 18w	Y	4083
Open Kneespace--36 inches	(36)	0
2File 18w	W	3887
End Gallery Panel	Z	1178

List Price: \$14751



Gallery Modules 31d

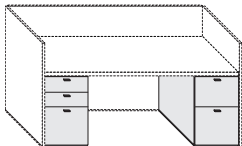
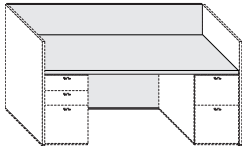


	w	31d	42h	0.5 Base Trim	3.5 Base		
Gallery Shell							
Gallery Shell: 42x31	42			GSA.GE-	2672	GSB.GE-	3035
Gallery Shell: 48x31	48			GSA.HE-	2832	GSB.HE-	3215
Gallery Shell: 54x31	54			GSA.JE-	2977	GSB.JE-	3381
Gallery Shell: 60x31	60			GSA.KE-	3134	GSB.KE-	3560
Gallery Shell: 66x31	66			GSA.LE-	3283	GSB.LE-	3728
Gallery Shell: 72x31	72			GSA.ME-	3451	GSB.ME-	3920
Gallery Shell: 78x31	78			GSA.NE-	3596	GSB.NE-	4085
Gallery Shell: 84x31	84			GSA.OE-	3775	GSB.OE-	4289
Gallery Shell: 90x31	90			GSA.PE-	3920	GSB.PE-	4454

• Gallery End Panel 31d x 42h	+1			↑ Z	↑ 966	↑ Z	↑ 1148
Modules: -		30d	28.4h				
End Panel 30	1			A	667	A	847
• 2File 18	18			W	2969	W	3841
• 2Box/File 18	18			Y	3119	Y	3995
• 4Box 18	18			0	3272	0	4139
• Open Kneespace				(#)	—	(#)	—

= inches required

Gallery Modules 37d



	w	37d	42h	0.5 Base Trim	3.5 Base		
Gallery Shell							
Gallery Shell: 72x37	72			GSA.MF-	3577	GSB.MF-	4061
Gallery Shell: 78x37	78			GSA.NF-	3730	GSB.NF-	4244
Gallery Shell: 84x37	84			GSA.OF-	3927	GSB.OF-	4462
Gallery Shell: 90x37	90			GSA.PF-	4079	GSB.PF-	4636

Gallery End Panel 37d x 42h	+1			↑ Z	↑ 1052	↑ Z	↑ 1235
Modules: -		36d	28.4h				
End Panel 36	1			A	753	A	931
2File 18	18			W	3057	W	3931
2Box/File 18	18			Y	3218	Y	4092
4Box 18	18			0	3377	0	4250
Open Kneespace				(#)	—	(#)	—

= inches required

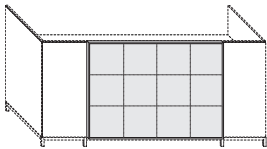
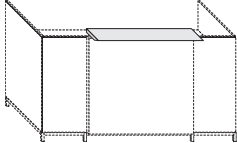
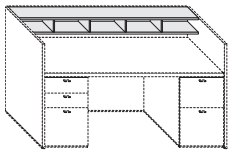
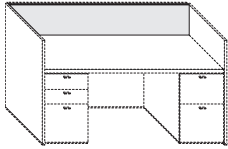
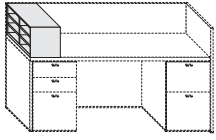
! Notes

To specify, add the appropriate letter codes to the end of the Gallery Shell number above, in L to R order. Item numbers and pricing are shown for cost estimation purposes.

After receiving a customer supplied layout, TUOHY will construct a complete bill of material to include the proper components to create the layout.

Pedestals (28.4h—Locks included where applicable) -:

Gallery Added Elements



Product No. List \$

Document Manager	11.7w d 12.1h		
• Document Manager 24	24	GSDM.D	1808
Document Manager 30	30	GSDM.E	2094
Document Manager 36	36	GSDM.F	2240

Fabric Panel	w	1d 12.1h	COM		
Fabric Panel 24	24		0.7	GSFP.D	364
Fabric Panel 30	30		1	GSFP.E	394
Fabric Panel 36	36		1.1	GSFP.F	423
Fabric Panel 42	42		1.3	GSFP.G	512
Fabric Panel 48	48		1.5	GSFP.H	600
Fabric Panel 54	54		1.6	GSFP.J	688
Fabric Panel 60	60		1.7	GSFP.K	704
Fabric Panel 66	66		2	GSFP.L	720
• Fabric Panel 72	72		2.1	GSFP.M	734
Fabric Panel 78	78		2.3	GSFP.N	773
Fabric Panel 84	84		2.5	GSFP.O	800
Fabric Panel 90	90		2.7	GSFP.P	840

Cubby Manager	w	11d 6.8h		
Cubby Manager 48	48		GSCM.H	1961
Cubby Manager 54	54		GSCM.J	2004
Cubby Manager 60	60		GSCM.K	2043
Cubby Manager 66	66		GSCM.L	2086
Cubby Manager 72	72		GSCM.M	2129
• Cubby Manager 78	78		GSCM.N	2159
Cubby Manager 84	84		GSCM.O	2184
Cubby Manager 90	90		GSCM.P	2297

Transaction Top	w	12d 1.5th		
GalleryTop 36	36		GSTT.F	1290
GalleryTop 42	42		GSTT.G	1332
GalleryTop 48	48		GSTT.H	1374
• GalleryTop 54	54		GSTT.J	1419
GalleryTop 60	60		GSTT.K	1466
GalleryTop 66	66		GSTT.L	1511
GalleryTop 72	72		GSTT.M	1556
GalleryTop 78	78		GSTT.N	1586
GalleryTop 84	84		GSTT.O	1608
GalleryTop 90	90		GSTT.P	1724

For Gallery Tops ready for customer-supplied and installed stone, specify Option GT.

Gallery Front Panel	w	1.9d38.5h	Wood1	Opt LM Silex	Opt SM Stch Silex
Gallery Front 36	36		GSTP.F	3423	5141 5430
Gallery Front 42	42		GSTP.G	3623	5339 5628
Gallery Front 48	48		GSTP.H	3807	5525 5813
• Gallery Front 54	54		GSTP.J	3983	5702 5990
Gallery Front 60	60		GSTP.K	4165	5882 6173
Gallery Front 66	66		GSTP.L	4345	6062 6351
Gallery Front 72	72		GSTP.M	4526	6246 6535
Gallery Front 78	78		GSTP.N	4703	6424 6713
Gallery Front 84	84		GSTP.O	4889	6608 6897
Gallery Front 90	90		GSTP.P	5067	6785 7075

For Silex Gallery Front panel, specify Option LM; price is as listed above right.

• For stitched Silex Gallery Front panel, specify Option SM; price is as listed above far right.

For customer materials on the Gallery Front panel, specify Option COM; price is per Customer Service.

Shipping address for COM/COL materials and memo samples:

TUOHY Furniture Corporation, P1 Upholstery Receiving, 42 Saint Albans Place, Chatfield, MN 55923



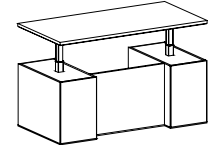
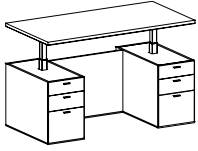
Specify: Item Number
Quantity
Tagging
Wood Finish

• Denotes Item is illustrated.
‡ Requires field sub-assembly.

Metal finish is MBN Brushed Nickel.

Prices listed in Wood1 Finishes.

Double Pedestal Desks, AdjHt



0.5 Base, 29.9-48h

Desk 66w

Desk 72w

Desk 78w

Product No.

List \$

36d

GAD?.LFAH 10757

GAD?.MFAH 10900

GAD?.NFAH 11008

? Specify configuration (user's left-right) by modifying the Product Number:

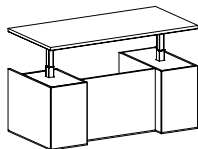
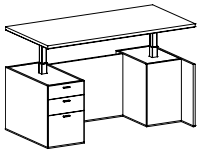
For 2BF-2BF, change the 4th digit from ? to A

For 2F-2F, change the 4th digit from ? to B

For 2BF-2F, change the 4th digit from ? to C

For 2F-2BF, change the 4th digit from ? to D

Single Pedestal Desks, AdjHt



0.5 Base, 29.9-48h

Desk 66w

Desk 72w

Desk 78w

36d

GAD?.LFAH 8882

GAD?.MFAH 9027

GAD?.NFAH 9133

? Specify configuration (user's left-right) by modifying the Product Number:

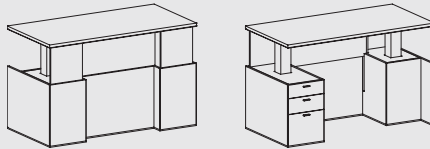
For P base-2BF, change the 4th digit from ? to E

For P base-2F, change the 4th digit from ? to F

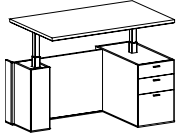
For 2BF-P base, change the 4th digit from ? to G

For 2F-P base, change the 4th digit from ? to H

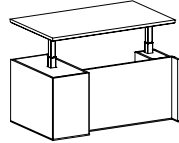
Inquire with Customer Service about adding lift shrouds and modesty panels that follow the top.



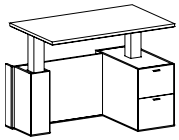
Runoffs/2BF-Modesty, AdjHt



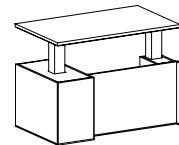
Product No.	List \$	Product No.	List \$	Product No.	List \$
0.5 Base, 29.9-48h		30d		36d	
Runoff LH 42w		GBAL.GEL.AAH	9125	GBAL.GFL.BAH	9298
Runoff LH 48w		GBAL.HEL.AAH	9298	GBAL.HFL.BAH	9479
Runoff LH 54w		GBAL.JEL.AAH	9454	GBAL.JFL.BAH	9646
Runoff LH 60w		GBAL.KEL.AAH	9601	GBAL.KFL.BAH	9775
Runoff RH 42w		GBAL.GER.AAH	9125	GBAL.GFR.BAH	9298
Runoff RH 48w		GBAL.HER.AAH	9298	GBAL.HFR.BAH	9479
Runoff RH 54w		GBAL.JER.AAH	9454	GBAL.JFR.BAH	9646
Runoff RH 60w		GBAL.KER.AAH	9601	GBAL.KFR.BAH	9775



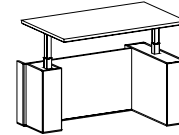
Runoffs/2F-Modesty, AdjHt



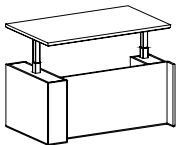
Product No.	List \$	Product No.	List \$	Product No.	List \$
0.5 Base, 29.9-48h		30d		36d	
Runoff LH 42w		GBAL.GEL.CAH	8991	GBAL.GFL.DAH	9155
Runoff LH 48w		GBAL.HEL.CAH	9164	GBAL.HFL.DAH	9338
Runoff LH 54w		GBAL.JEL.CAH	9321	GBAL.JFL.DAH	9503
Runoff LH 60w		GBAL.KEL.CAH	9467	GBAL.KFL.DAH	9633
Runoff RH 42w		GBAL.GER.CAH	8991	GBAL.GFR.DAH	9155
Runoff RH 48w		GBAL.HER.CAH	9164	GBAL.HFR.DAH	9338
Runoff RH 54w		GBAL.JER.CAH	9321	GBAL.JFR.DAH	9503
Runoff RH 60w		GBAL.KER.CAH	9467	GBAL.KFR.DAH	9633



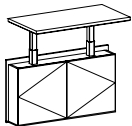
Runoffs/Plinth-Modesty, AdjHt



Product No.	List \$	Product No.	List \$	Product No.	List \$
0.5 Base, 29.9-48h		24d		30d	
Runoff LH 42w		GBAL.GEL.EAH	8657	GBAL.GEL.FAH	8823
Runoff LH 48w		GBAL.HEL.EAH	8825	GBAL.HEL.FAH	8997
Runoff LH 54w		GBAL.JEL.EAH	8973	GBAL.JEL.FAH	9154
Runoff LH 60w		GBAL.KEL.EAH	9081	GBAL.KEL.FAH	9299
Runoff RH 42w		GBAL.GER.EAH	8657	GBAL.GER.FAH	8823
Runoff RH 48w		GBAL.HER.EAH	8825	GBAL.HER.FAH	8997
Runoff RH 54w		GBAL.JER.EAH	8973	GBAL.JER.FAH	9154
Runoff RH 60w		GBAL.KER.EAH	9081	GBAL.KER.FAH	9299



Bridges/Modesty, AdjHt



Product No.	List \$	Product No.	List \$
0.5 Base, 29.9-48h		Finished Back	
Bridge 36w 9d, 24d top		GCDM.FAAH	7455
Bridge 42w 9d, 24d top		GCDM.GAAH	7862
Bridge 48w 9d, 24d top		GCDM.HAAH	8279
Bridge 54w 9d, 24d top		GCDM.JAAH	8675

Tops



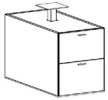
	Product No.	List \$	Product No.	List \$	Product No.	List \$
1.5th	24d		30d		36d	
Top 42w	GCAL.F24AH	998	GCAL.F30AH	1089	GCAL.F36AH	1175
Top 48w	GCAL.G24AH	1070	GCAL.G30AH	1166	GCAL.G36AH	1261
Top 54w	GCAL.H24AH	1136	GCAL.H30AH	1241	GCAL.H36AH	1344
Top 60w	GCAL.J24AH	1202	GCAL.J30AH	1344	GCAL.J36AH	1431
Top 72w	GCAL.K24AH	1435	GCAL.K30AH	1498	GCAL.K36AH	1553
Top 78w	GCAL.L24AH	1501	GCAL.L30AH	1613	GCAL.L36AH	1675

Modesty Panels



	Product No.	List \$	
0.5 Base, 27.4h	Finished Back		
Modesty Panel 24w	GJVF.DAH	838	
Modesty Panel 30w	GJVF.EAH	935	
Modesty Panel 36w	GJVF.FAH	1017	
Modesty Panel 42w	GJVF.GAH	1059	
Modesty Panel 48w	GJVF.HAH	1112	

File/File



	Product No.	List \$	Product No.	List \$
0.5 Base, 27.4h			30d	
File/File 18w			GKAF30AH-W	3768
			GKAF36AH-W	3847

Pencil/Box/File



	Product No.	List \$	Product No.	List \$
0.5 Base, 27.4h			30d	
Pencil/Box/File 18w			GKAF30AH-Y	3903
			GKAF36AH-Y	3989

Plinths



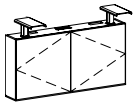
	Product No.	List \$	Product No.	List \$	Product No.	List \$
0.5 Base, 27.4h						
Plinth 9.5w 9.25d	GKAAH9.P	3296				
Plinth 9.5w 14d	GKAAH14.P	3375				
Plinth 9.5w 18d	GKAAH18.P	3425				
Plinth 9.5w 24d	GKAAH24.P	3524				
Plinth 9.5w 30d	GKAAH30.P	3602				
Plinth 9.5w 36d	GKAAH36.P	3691				

Plinths Extended End



			30d (14d Plinth)		36d (20d Plinth)	
0.5 Base, 27.4h						
Plinth ExtendEnd 18w LH			GKAAH30.PEL	4346	GKAAH36.PEL	4484
Plinth ExtendEnd 18w RH			GKAAH30.PER	4346	GKAAH36.PER	4484

Wall Hung Plinths



	0.5 Base, 29.9-48h	Unfinished Back		
Wall Hung Plinth 54w 9d	GKAWH.54	6708		
Wall Hung Plinth 60w 9d	GKAWH.60	7004		
Wall Hung Plinth 66w 9d	GKAWH.66	7303		
Wall Hung Plinth 72w 9d	GKAWH.72	7604		
Wall Hung Plinth 78w 9d	GKAWH.78	7917		

! Notes:

- Short plinth must be attached to adjacent credenza for support.
- 2 short plinths cannot be used on one desk.
- All worksurfaces have 1" space to adjacent surfaces for pinch point.
- 48" maximum worksurface height.
- Tops are 1.5" thick.
- Inquire with Customer Service regarding widths over 78".
- Default leg color is Black.
- Each top is designed to accept 30lbs. of added weight for computers and user items.
- Wall Hung unit has accessory power supplied with unit (1 Duplex, 2 USB Power).
- Units come with 120" soft plug power cord.
- Face locks are included as standard on all pedestals except where noted.
- Locks not available on Bridge and wall hung units.
- Height adjustable units are not available with Silex top inserts or Silex wrapped height adj modesty panels.
- For Silex drawer faces, specify Option LF; add \$653 per drawer.
- For Stitched Silex drawer faces, specify Option SF; add \$889 per drawer.
- For Silex modesty panel (fixed modesty only), specify Option LM; add \$1679.
- For Stitched Silex modesty panel (fixed modesty only), specify Option SM; add \$1959.
- All units have finished backs unless otherwise noted.
- Tops are not included on Wall Hung units.
- Tops are maximum depth of 24" on Bridge and Wall Hung units.

+ Options:

- For shrouds over legs specify Option SH; add \$572.
- For shrouds and modesty specify Option SHM; add \$572 PLUS cost of modesty from above.
- Inquire with Customer Service regarding alternate leg color options (White or Silver).

Desks/Double Pedestal, AdjHt



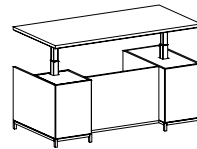
	Product No.	List \$
3.5 Base, 29.9-48h	36d	
Desk 66w	GAAA.LFAH	12569
Desk 72w	GAAA.MFAH	12696
Desk 78w	GAAA.NFAH	12799

Desks/Single Pedestal, AdjHt

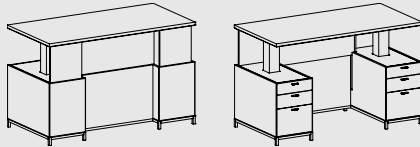


	Product No.	List \$
3.5 Base, 29.9-48h	36d	
Desk 66w	GAA?.LFAH	10184
Desk 72w	GAA?.MFAH	10316
Desk 78w	GAA?.NFAH	10421

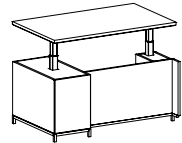
? Specify configuration (user's left-right) by modifying the Product Number:
 For P base-2BF, change the 4th digit from ? to E
 For 2BF-P base, change the 4th digit from ? to G



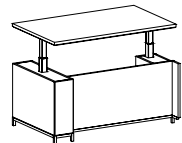
Inquire with Customer Service about adding lift shrouds and modesty panels that follow the top.



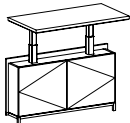
Runoffs/2BF-Modesty, AdjHt



Runoffs/Plinth-Modesty, AdjHt



Bridges/Modesty, AdjHt



Product No.	List \$	Product No.	List \$	Product No.	List \$
3.5 Base, 29.9-48h		30d		36d	
Runoff LH 42w		GBAL.GEL.GAH	10244	GBAL.GFL.HAH	10416
Runoff LH 48w		GBAL.HEL.GAH	10424	GBAL.HFL.HAH	10605
Runoff LH 54w		GBAL.JEL.GAH	10577	GBAL.JFL.HAH	10767
Runoff LH 60w		GBAL.KEL.GAH	10722	GBAL.KFL.HAH	10893
Runoff RH 42w		GBAL.GER.GAH	10244	GBAL.GFR.HAH	10416
Runoff RH 48w		GBAL.HER.GAH	10424	GBAL.HFR.HAH	10605
Runoff RH 54w		GBAL.JER.GAH	10577	GBAL.JFR.HAH	10767
Runoff RH 60w		GBAL.KER.GAH	10722	GBAL.KFR.HAH	10893

3.5 Base, 29.9-48h	24d	30d	36d
Runoff LH 42w	GBAL.GEL.LAH 9495	GBAL.GEL.MAH 9661	GBAL.GFL.NAH 9837
Runoff LH 48w	GBAL.HEL.LAH 9668	GBAL.HEL.MAH 9839	GBAL.HFL.NAH 10023
Runoff LH 54w	GBAL.JEL.LAH 9811	GBAL.JEL.MAH 9992	GBAL.JFL.NAH 10188
Runoff LH 60w	GBAL.KEL.LAH 9917	GBAL.KEL.MAH 10136	GBAL.KFL.NAH 10313
Runoff RH 42w	GBAL.GER.LAH 9495	GBAL.GER.MAH 9661	GBAL.GFR.NAH 9837
Runoff RH 48w	GBAL.HER.LAH 9668	GBAL.HER.MAH 9839	GBAL.HFR.NAH 10023
Runoff RH 54w	GBAL.JER.LAH 9811	GBAL.JER.MAH 9992	GBAL.JFR.NAH 10188
Runoff RH 60w	GBAL.KER.LAH 9917	GBAL.KER.MAH 10136	GBAL.KFR.NAH 10313

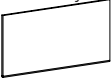
3.5 Base, 29.9-48h	Finished Back
Bridge 36w 9d, 24d top	GCDM.FBAH 7815
Bridge 42w 9d, 24d top	GCDM.GBAH 8220
Bridge 48w 9d, 24d top	GCDM.HBAH 9209
Bridge 54w 9d, 24d top	GCDM.JBAH 9035

Tops



	Product No.	List \$	Product No.	List \$	Product No.	List \$
1.5th	24 d		30d		36d	
Top 42w	GCAL.F24AH	998	GCAL.F30AH	1089	GCAL.F36AH	1175
Top 48w	GCAL.G24AH	1070	GCAL.G30AH	1166	GCAL.G36AH	1261
Top 54w	GCAL.H24AH	1136	GCAL.H30AH	1241	GCAL.H36AH	1344
Top 60w	GCAL.J24AH	1202	GCAL.J30AH	1344	GCAL.J36AH	1431
Top 72w	GCAL.K24AH	1435	GCAL.K30AH	1498	GCAL.K36AH	1553
Top 78w	GCAL.L24AH	1501	GCAL.L30AH	1613	GCAL.L36AH	1675

Modesty Panels



	Product No.	List \$	Product No.	List \$
3.5 Base, 27.4h	Finished Back			
Modesty Panel 24w	GJUF.DAH	956		
Modesty Panel 30w	GJUF.EAH	1059		
Modesty Panel 36w	GJUF.FAH	1136		
Modesty Panel 42w	GJUF.GAH	1176		
Modesty Panel 48w	GJUF.HAH	1232		

Pencil/Box/File



	Product No.	List \$	Product No.	List \$
3.5 Base, 27.4h			30d	
Pencil/Box/File 18w			GKBF30AH-Y	4545
			36d	
			GKBF36AH-Y	4631

Plinth



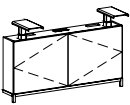
	Product No.	List \$	Product No.	List \$	Product No.	List \$
3.5 Base, 27.4h						
Plinth 9.5w 9.25d	GKBAH9.P	3655				
Plinth 9.5w 14d	GKBAH14.P	3737				
Plinth 9.5w 18d	GKBAH18.P	3785				
Plinth 9.5w 24d	GKBAH24.P	3884				
Plinth 9.5w 30d	GKBAH30.P	3960				
Plinth 9.5w 36d	GKBAH36.P	4050				

Plinths Extended End



3.5 Base, 27.4h		30d (14d Plinth)		36d (20d Plinth)	
Plinth ExtendEnd LH 18w		GKBAH30.PEL	4594	GKBAH36.PEL	4719
Plinth ExtendEnd RH 18w		GKBAH30.PER	4594	GKBAH36.PER	4719

Wall Hung Plinths, AdjHt



3.5 Base, 29.9-48h	Unfinished Back		
Wall Hung Plinth 54w 9d	GKBWH.54	7068	
Wall Hung Plinth 60w 9d	GKBWH.60	7364	
Wall Hung Plinth 66w 9d	GKBWH.66	7746	
Wall Hung Plinth 72w 9d	GKBWH.72	8138	
Wall Hung Plinth 78w 9d	GKBWH.78	8619	

! Notes:

- Short plinth must be attached to adjacent credenza for support.
- 2 short plinths cannot be used on one desk.
- All worksurfaces have 1" space to adjacent surfaces for pinch point.
- 48" maximum worksurface height.
- Tops are 1.5" thick.
- Inquire with Customer Service regarding widths over 78".
- Default leg color is Black.
- Each top is designed to accept 30lbs. of added weight for computers and user items.
- Wall Hung unit has accessory power supplied with unit (1 Duplex, 2 USB Power).
- Units come with 120" soft plug power cord.
- Face locks are included as standard on all pedestals except where noted.
- Locks not available on Bridge and wall hung units.
- Height adjustable units are not available with Silex top inserts or Silex wrapped height adj modesty panels.
- For Silex drawer faces, specify Option LF; add \$ 653 per drawer.
- For Stitched Silex drawer faces, specify Option SF; add \$889 per drawer.
- For Silex modesty panel (fixed modesty only), specify Option LM; add \$1679.
- For Stitched Silex modesty panel (fixed modesty only), specify Option SM; add \$1959.
- All units have finished backs unless otherwise noted.
- Tops are not included on Wall Hung units.
- Tops are maximum depth of 24" on Bridge and Wall Hung units.

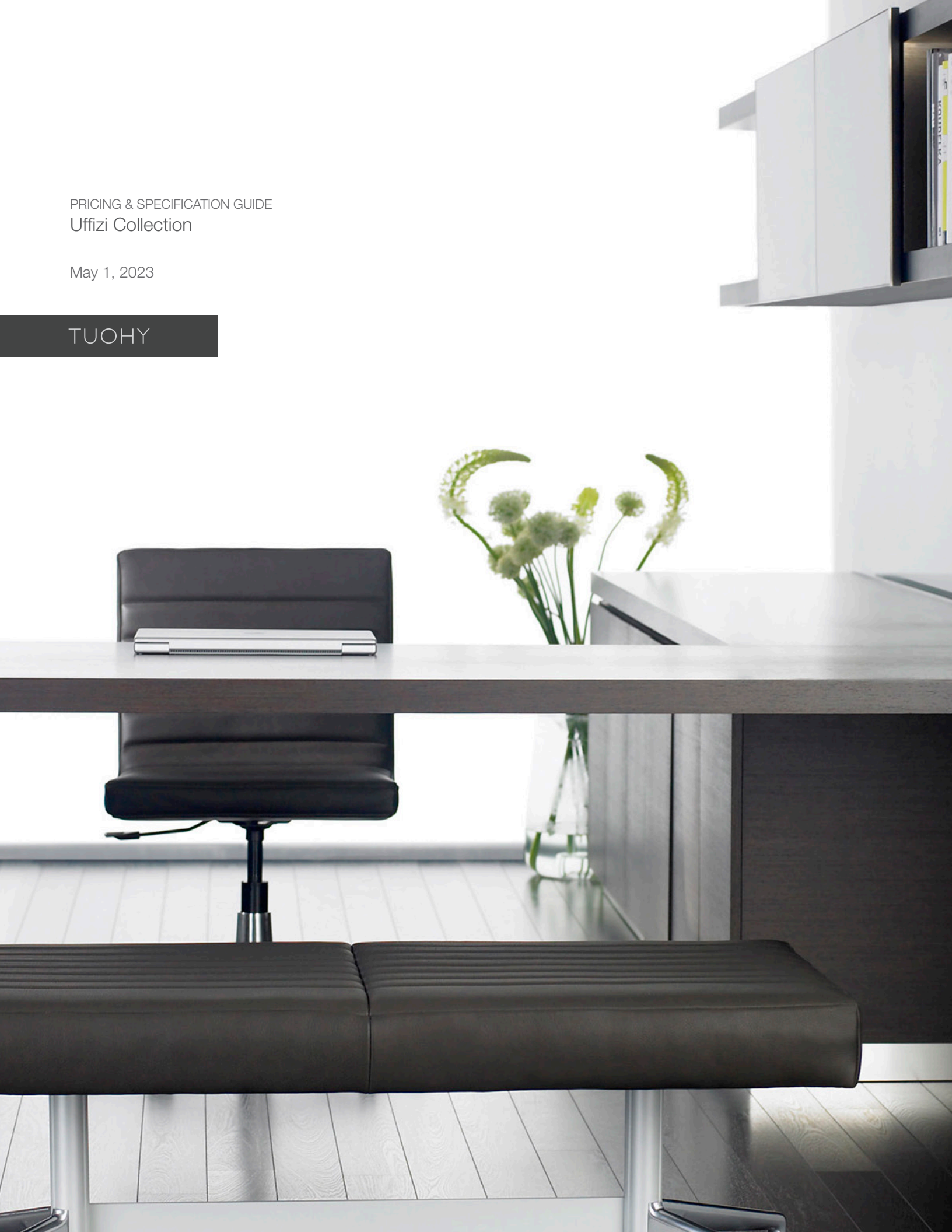
+ Options:

- For shrouds over legs specify Option SH; add \$ 572.
- For shrouds and modesty specify Option SHM; add \$572 PLUS cost of modesty from above.
- Inquire with Customer Service regarding alternate leg color options (White or Silver).

PRICING & SPECIFICATION GUIDE
Uffizi Collection

May 1, 2023

TUOHY



Casegoods: **Uffizi**

Design by: Archinet

Drawer Layouts	AU3
Introduction	AU4
Tables	AU6
Desks	AU7
Runoffs	AU8
Bridges	AU11
Credenza Tops	AU12
Credenza Shells	AU13
Pencil-Stop Trim	AU14
T-Panels	AU15
Modesty Panels	AU15
Pedestals, Mobile	AU16
Pedestals, Modular	AU17
File Storage	AU18
Wall Hutches	AU19
Task Lighting	AU22
Ambient Lighting	AU22
End Panels	AU22
Back Panels/Full Height	AU23
Back Panels 54	AU24
Back Panels 72	AU26
Back Panels 85	AU28
Back Panel Accessories	AU30
Hutches	AU30
Hutch Back Panels	AU33
Towers	AU34
Adjustable Height	AU36



Drawer Layouts: Plan View

Slides: Side-Mount

Mobile 24d & 30d
Drawers 20.1d

Pedestal Units 24d & 30d
Drawers 20.1d

Pedestal Units 30d & 36d
Drawers 16d

18w

18w

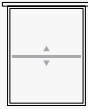
30w

36w







18w

Adjustable Height Desk




Box Drawer w Movable Divider



Lateral Filing



Front-to-Back Filing



Drawer Construction

A fine point for a quality casegood product is the inner drawer construction. Each TUOHY casegood offers you uncompromised excellence in this area as well. Drawer boxes are constructed with dovetail joinery for maximum durability. The drawer face is mounted separately to this box (i.e., five-sided construction) to maintain integrity.

Drawer bottoms are dadoed on all four sides. Slides for box drawers are rated at 100 pounds per drawer; slides for file drawers are rated at a heavy duty 150 pound load per drawer. All slides have progressive action.

Box drawers have a removable divider, adjustable when depicted (±). File drawers have suspension rods for filing laterally or front-to-back, as depicted. For Drawers for Lap Area, Drawer Pencil Tray, and Locks: See the Introduction/Terms-Options section of the Master Price List, page 12.

Design by: Archinet

Contemporary minimalist styling

Environmentally Responsible Product
Certified Wood Source
LEED points are available

Minimal pull hardware

Minimal drawer/door segmentation



Cabinet storage and clutter management
Printer/Technology Cabinet
Trash/Recycle Bins with Storage Drawer
Two-box/File

Fully segmented drawer pedestals are also available, but will have intermediate blade-pulls.



Versatility in overhead storage
Sliding doors
Hinged cabinet doors
Open shelving (open and closed)

Wood Finishes:

Wood1 woods and solid colors
Wood2 woods
Wood3 high gloss solid colors



Standard Materials

Material sample chips are available on each of the following. Please inquire about other colors and custom matching that are also available on many.

Back-Painted Glass: S.BLK Black, S.BWT White

Metal Finishes: MBN Brushed Nickel (and compatible finishes MSBN Satin Brushed Nickel and MRBAS Resin Satin Brushed Aluminum with Steel Tint).



Extended/Engineered open spans

Ambient up-lighting modules available (metal fascia).

Built-in LED task lighting option.

Enhanced personal message/display functionality and finishes.


	Shelf Slot	Magnet	Writable	Tackable
Glass	Yes	Yes	Yes	No
Wood	Yes	Yes	No	No
Metal	Yes	Yes	No	No

Note: Shelf slots and magnetic features are options.

Back panels available with or without shelf slots. Shelves may be metal blades or 2-in wood.

Pencil and document stop strip (metal).

Integrated wire management slots and pathways concealed along rear perimeter.



Other Materials--

- Work Surfaces:
- Natural Stone
- Quartz
- Solid Surfaces
- Woods

Metal Finish Usage Note:

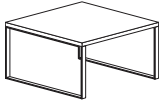
Applies to back panel option, back panel trim, ambient lighting fascia, toeboards, pulls, magnets, accessory shelves.



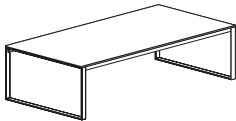
Tables, Metal Legs



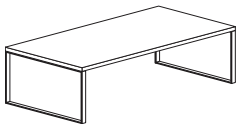
	Product No.	List \$	Product No.	List \$
Round Top	diam	29.5h	2-in Top	
Table/Metal 36 diam	36		CAAAB.36	5629
Table/Metal 42 diam	42		CAAAB.42	5817
• Table/Metal 48 diam	48		CAAAB.48	6011



	Product No.	List \$	Product No.	List \$
Square Top	w	d	29.5h	
Table/Metal 36 sq	36	36	CABAB.36	5705
• Table/Metal 42 sq	42	42	CABAB.42	5936
Table/Metal 48 sq	48	48	CABAB.48	6139



	Product No.	List \$	Product No.	List \$
Rectangular Top	w	d	29.5h	
Table/Metal 60x24	60	24	CACAB.6024	5654
Table/Metal 60x30	60	30	CACAB.6030	5867
Table/Metal 60x36	60	36	CACAB.6036	6075
Table/Metal 66x30	66	30	CACAB.6630	5955
Table/Metal 66x36	66	36	CACAB.6636	6167
Table/Metal 72x30	72	30	CACAB.7230	6023
Table/Metal 72x36	72	36	CACAB.7236	6234
Table/Metal 78x30	78	30	CACAB.7830	6708
Table/Metal 78x36	78	36	CACAB.7836	6924
• Table/Metal 84x42	84	42	CACAB.8442	7200
Table/Metal 84x48	84	48	CACAB.8448	7627
Table/Metal 90x42	90	42	CACAB.9042	7325

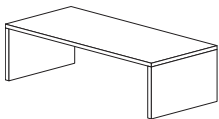


Metal leg finish is MRBAS Resin Brushed Aluminum with Steel Tint.

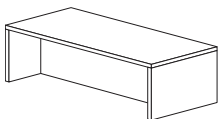
+ Options:

For owner-supplied stone tops (template provided), specify Option ST; max. size 84-in, 36-in on round tops. Solid surface tops are available from TUOHY on a project basis; inquire for pricing and ordering information.

Tables/Panel Base



	Product No.	List \$	Product No.	List \$
Panel Base	w	d	29.5h	
Table/Panel 60x30	60	30	CACBB.6030	4145
Table/Panel 60x36	60	36	CACBB.6036	4394
Table/Panel 66x30	66	30	CACBB.6630	4232
Table/Panel 66x36	66	36	CACBB.6636	4487
Table/Panel 72x30	72	30	CACBB.7230	4593
Table/Panel 72x36	72	36	CACBB.7236	4850
Table/Panel 78x36	78	36	CACBB.7836	4985
• Table/Panel 84x36	84	36	CACBB.8436	5272
Table/Panel 84x42	84	42	CACBB.8442	5543
Table/Panel 90x36	90	36	CACBB.9036	5280
Table/Panel 90x42	90	42	CACBB.9042	5495
Table/Panel 96x36	96	36	CACBB.9636	5324
Table/Panel 96x42	96	42	CACBB.9642	5552



! Notes:

Prices shown are for Wood1 finishes.

See also the Credenza listing for 24-in deep units.

+ Options (units w/ Modesty):

Modesty panels are located on-center. To locate 6-in from front, change the 4th digit to D.

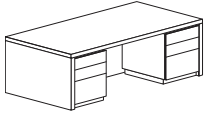
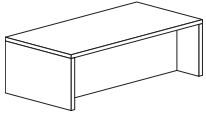
For owner-supplied stone tops (templates provided), specify Option ST; maximum open span is 84-in.

Solid surface tops are available from TUOHY on a project basis; inquire for pricing and ordering information.



	Product No.	List \$
For Aligning to Extended Peds	1w 2.6d 26.8h	Wood1 Finishes
Extension Strip	CAF	140

Desks, Double Pedestal



Rectangular Top [↔]	w	d	29.5h	2-in Top/Verticals	Product No.	List \$
Desk 66x30	66	30			CCA?B.6630	6407
Desk 66x36	66	36			CCA?B.6636	6990
Desk 72x30	72	30			CCA?B.7230	6483
• Desk 72x36	72	36			CCA?B.7236	7085
Desk 78x30	78	30			CCA?B.7830	6588
Desk 78x36	78	36			CCA?B.7836	7173

! Notes:

Metal toeboard finish is MSBN Satin Brushed Nickel (~MBN).

Drawer pedestals have continuously-shaped edges for pull detailing.

The visitor's side has a continuous, recessed knee panel; drawer pedestals are 24-in deep.

+ Options:

For owner-supplied stone tops (templates provided), specify Option ST.

Face Locks are included on all pedestals. For no locks, specify Option NL.

Solid surface tops are available from TUOHY on a project basis; inquire for pricing and ordering information.

? Specify configuration (user's left-right) by modifying the Product Number:

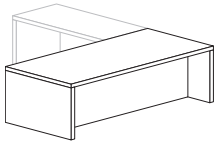
For 2BF-2BF, change the 4th digit from ? to A.

For 2F-2F, change the 4th digit from ? to B.

For 2BF-2F, change the 4th digit from ? to C.

For 2F-2BF, change the 4th digit from ? to D.

Desks, Single Pedestal



Rectangular Top [↔]	w	d	29.5h	2-in Top/Ends	Product No.	List \$
Desk1 66x30	66	30			CCA?B.6630	5876
Desk1 66x36	66	36			CCA?B.6636	6422
Desk1 72x30	72	30			CCA?B.7230	5954
Desk1 72x36	72	36			CCA?B.7236	6460
• Desk1 78x30	78	30			CCA?B.7830	6020
Desk1 78x36	78	36			CCA?B.7836	6527

! Notes:

Metal toeboard finish is MSBN Satin Brushed Nickel (~MBN).

Drawer pedestals have continuously-shaped edges for pull detailing.

The visitor's side has a continuous, recessed knee panel; drawer pedestals are 24-in deep.

+ Options:

For owner-supplied stone tops (templates provided), specify Option ST.

Face Locks are included on all pedestals. For no locks, specify Option NL.

Solid surface tops are available from TUOHY on a project basis; inquire for pricing and ordering information.

? Specify configuration (user's left-right) by modifying the Product Number:

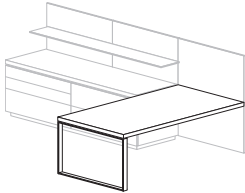
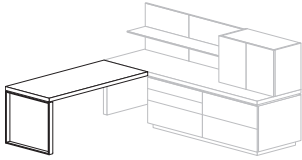
For LBase-2BF, change the 4th digit from ? to E.

For LBase-2F, change the 4th digit from ? to F.

For 2BF-LBase, change the 4th digit from ? to G.

For 2F-LBase, change the 4th digit from ? to H.

Runoffs with Metal Leg



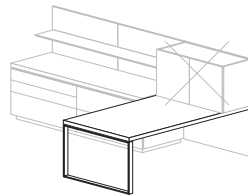
			Product No.	List \$	Product No.	List \$
24d		w 24d 29.5h	Top Connection		Back Panel Connection	
Runoff-Leg24: 42	42		CDAB.4224	3859	CDEB.4224	3881
Runoff-Leg24: 48	48		CDAB.4824	3885	CDEB.4824	3905
• Runoff-Leg24: 54	54		CDAB.5424	3915	CDEB.5424	3936
Runoff-Leg24: 60	60		CDAB.6024	3968	CDEB.6024	3987
Runoff-Leg24: 66	66		CDAB.6624	4013	CDEB.6624	4034
Runoff-Leg24: 72	72		CDAB.7224	4033	CDEB.7224	4055
Runoff-Leg24: 78	78		CDAB.7824	4376	CDEB.7824	4397
Runoff-Leg24: 84	84		CDAB.8424	4725	CDEB.8424	4745
30d		w 30d 29.5h	Top Connection		Back Panel Connection	
Runoff-Leg30: 42	42		CDAB.4230	3982	CDEB.4230	4003
Runoff-Leg30: 48	48		CDAB.4830	4006	CDEB.4830	4027
Runoff-Leg30: 54	54		CDAB.5430	4034	CDEB.5430	4057
Runoff-Leg30: 60	60		CDAB.6030	4088	CDEB.6030	4109
Runoff-Leg30: 66	66		CDAB.6630	4136	CDEB.6630	4154
Runoff-Leg30: 72	72		CDAB.7230	4151	CDEB.7230	4175
Runoff-Leg30: 78	78		CDAB.7830	4496	CDEB.7830	4519
36d		w 36d 29.5h	Top Connection		Back Panel Connection	
Runoff-Leg36: 42	42		CDAB.4236	4100	CDEB.4236	4118
Runoff-Leg36: 48	48		CDAB.4836	4122	CDEB.4836	4144
Runoff-Leg36: 54	54		CDAB.5436	4151	CDEB.5436	4173
Runoff-Leg36: 60	60		CDAB.6036	4205	CDEB.6036	4226
• Runoff-Leg36: 66	66		CDAB.6636	4249	CDEB.6636	4272
Runoff-Leg36: 72	72		CDAB.7236	4270	CDEB.7236	4287
Runoff-Leg36: 78	78		CDAB.7836	4614	CDEB.7836	4632

! Notes:

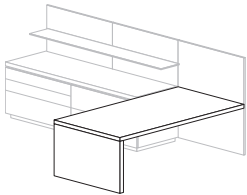
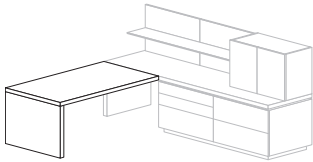
Metal leg finish is MRBAS Resin Brushed Aluminum with Steel Tint.

Maximum open span (without pedestals) is 84 inches.

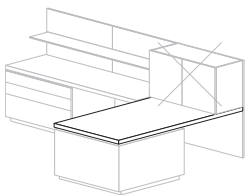
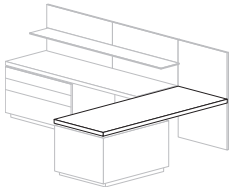
- Back Panel Connections are to non-glass panels only and are not load-bearing; do not add hutches directly.



Runoff Shells



Runoff Tops Only



24d	w	24d	29.5h	Top Connection	Back Panel Connection
Runoff-Shell24: 42	42			CDBB.4224	3011 CDFB.4224 3032
Runoff-Shell24: 48	48			CDBB.4824	3035 CDFB.4824 3056
Runoff-Shell24: 54	54			CDBB.5424	3064 CDFB.5424 3086
Runoff-Shell24: 60	60			CDBB.6024	3122 CDFB.6024 3145
Runoff-Shell24: 66	66			CDBB.6624	3162 CDFB.6624 3184
Runoff-Shell24: 72	72			CDBB.7224	3183 CDFB.7224 3202
Runoff-Shell24: 78	78			CDBB.7824	3527 CDFB.7824 3546
Runoff-Shell24: 84	84			CDBB.8424	3878 CDFB.8424 3896

30d	w	30d	29.5h	Top Connection	Back Panel Connection
Runoff-Shell30: 42	42			CDBB.4230	3140 CDFB.4230 3161
Runoff-Shell30: 48	48			CDBB.4830	3163 CDFB.4830 3185
• Runoff-Shell30: 54	54			CDBB.5430	3194 CDFB.5430 3215
Runoff-Shell30: 60	60			CDBB.6030	3251 CDFB.6030 3273
Runoff-Shell30: 66	66			CDBB.6630	3290 CDFB.6630 3311
Runoff-Shell30: 72	72			CDBB.7230	3309 CDFB.7230 3330
Runoff-Shell30: 78	78			CDBB.7830	3653 CDFB.7830 3675

36d	w	36d	29.5h	Top Connection	Back Panel Connection
Runoff-Shell36: 42	42			CDBB.4236	3276 CDFB.4236 3298
Runoff-Shell36: 48	48			CDBB.4836	3302 CDFB.4836 3323
Runoff-Shell36: 54	54			CDBB.5436	3330 CDFB.5436 3353
Runoff-Shell36: 60	60			CDBB.6036	3391 CDFB.6036 3407
• Runoff-Shell36: 66	66			CDBB.6636	3429 CDFB.6636 3449
Runoff-Shell36: 72	72			CDBB.7236	3448 CDFB.7236 3470
Runoff-Shell36: 78	78			CDBB.7836	3792 CDFB.7836 3814

24d	w	24d	29.5h	Top Connection	Back Panel Connection
Runoff-Top24: 42	42			CDGB.4224	1311 CDHB.4224 1334
Runoff-Top24: 48	48			CDGB.4824	1351 CDHB.4824 1373
Runoff-Top24: 54	54			CDGB.5424	1389 CDHB.5424 1412
Runoff-Top24: 60	60			CDGB.6024	1424 CDHB.6024 1445
• Runoff-Top24: 66	66			CDGB.6624	1462 CDHB.6624 1481
Runoff-Top24: 72	72			CDGB.7224	1497 CDHB.7224 1516
Runoff-Top24: 78	78			CDGB.7824	1533 CDHB.7824 1555
Runoff-Top24: 84	84			CDGB.8424	1569 CDHB.8424 1590

30d	w	30d	29.5h	Top Connection	Back Panel Connection
Runoff-Top30: 42	42			CDGB.4230	1373 CDHB.4230 1392
Runoff-Top30: 48	48			CDGB.4830	1418 CDHB.4830 1439
Runoff-Top30: 54	54			CDGB.5430	1464 CDHB.5430 1484
Runoff-Top30: 60	60			CDGB.6030	1511 CDHB.6030 1529
Runoff-Top30: 66	66			CDGB.6630	1553 CDHB.6630 1574
Runoff-Top30: 72	72			CDGB.7230	1597 CDHB.7230 1619
Runoff-Top30: 78	78			CDGB.7830	1643 CDHB.7830 1663

36d	w	36d	29.5h	Top Connection	Back Panel Connection
Runoff-Top36: 42	42			CDGB.4236	1431 CDHB.4236 1451
Runoff-Top36: 48	48			CDGB.4836	1484 CDHB.4836 1508
Runoff-Top36: 54	54			CDGB.5436	1542 CDHB.5436 1561
Runoff-Top36: 60	60			CDGB.6036	1592 CDHB.6036 1613
Runoff-Top36: 66	66			CDGB.6636	1645 CDHB.6636 1667
Runoff-Top36: 72	72			CDGB.7236	1697 CDHB.7236 1720
Runoff-Top36: 78	78			CDGB.7836	1752 CDHB.7836 1774

! Notes (All listings this page):

Maximum open span (without pedestals) is 84 inches.

- Back Panel Connections are to non-glass panels only and are not load-bearing; do not add hutches directly.

+ Options (All listings this page):

For owner-supplied stone tops (templates provided), specify Option ST.

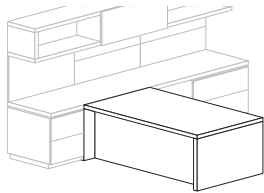
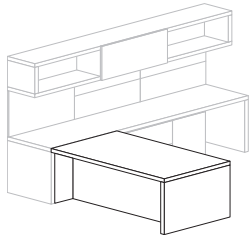
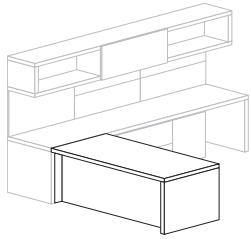
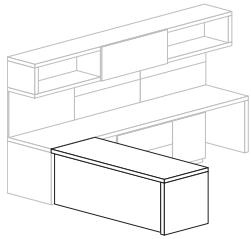
Solid surface tops are available from TUOHY on a project basis; inquire for pricing and ordering information.

Specify: Product Number
Quantity
Tagging
Wood Finish
Hardware Finish

- Denotes Item is illustrated.
- ~ Includes locks.
- ‡ Requires field sub-assembly.

Prices listed in Wood1 Finishes.

Runoffs with Modesty Panel



	24d	w	24d	29.5h	2-in Top/End	Product No.	List \$
	Runoff24: LH 42	42			CDC?B.4224	3601	
	Runoff24: LH 48	48			CDC?B.4824	3674	
	Runoff24: LH 54	54			CDC?B.5424	3712	
	• Runoff24: LH 60	60			CDC?B.6024	3785	
	Runoff24: LH 66	66			CDC?B.6624	3858	
	Runoff24: LH 72	72			CDC?B.7224	3932	
	Runoff24: RH 42	42			CDD?B.4224	3601	
	Runoff24: RH 48	48			CDD?B.4824	3674	
	Runoff24: RH 54	54			CDD?B.5424	3712	
	Runoff24: RH 60	60			CDD?B.6024	3785	
	Runoff24: RH 66	66			CDD?B.6624	3858	
	Runoff24: RH 72	72			CDD?B.7224	3932	

	30d	w	30d	29.5h	2-in Top/End	Product No.	List \$
	Runoff30: LH 48	48			CDC?B.4830	3857	
	Runoff30: LH 54	54			CDC?B.5430	3925	
	Runoff30: LH 60	60			CDC?B.6030	3994	
	Runoff30: LH 66	66			CDC?B.6630	4066	
	Runoff30: LH 72	72			CDC?B.7230	4141	
	Runoff30: RH 48	48			CDD?B.4830	3857	
	Runoff30: RH 54	54			CDD?B.5430	3925	
	Runoff30: RH 60	60			CDD?B.6030	3994	
	Runoff30: RH 66	66			CDD?B.6630	4066	
	Runoff30: RH 72	72			CDD?B.7230	4141	

	36d	w	36d	29.5h	2-in Top/End	Product No.	List \$
	Runoff36: LH 48	48			CDC?B.4836	4497	
	Runoff36: LH 54	54			CDC?B.5436	4571	
	• Runoff36: LH 60	60			CDC?B.6036	4642	
	Runoff36: LH 66	66			CDC?B.6636	4712	
	Runoff36: LH 72	72			CDC?B.7236	4787	
	Runoff36: RH 48	48			CDD?B.4836	4497	
	Runoff36: RH 54	54			CDD?B.5436	4571	
	Runoff36: RH 60	60			CDD?B.6036	4642	
	Runoff36: RH 66	66			CDD?B.6636	4712	
	Runoff36: RH 72	72			CDD?B.7236	4787	

! Notes:

Metal toeboard finish is MSBN Satin Brushed Nickel (~MBN).

Drawer pedestals are 24-in deep and have continuously-shaped edges for pull detailing.

Maximum open span under tops is 66-in; use bases/pedestals accordingly.

+ Options:

For owner-supplied stone tops (templates provided), specify Option ST.

Face Locks are included on all pedestals. For no locks, specify Option NL.

Solid surface tops are available from TUOHY on a project basis; inquire for pricing and ordering information.

? Specify configuration (user's left-right) by modifying the Product Number:

For End Panel Base, change the 4th digit from ? to E.

For 2F, change the 4th digit from ? to F.

For 2BF, change the 4th digit from ? to G.

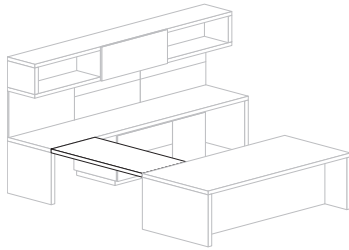
For attachment in-line in a credenza run (as shown at left), change the 5th digit from B to C.

Specify: Product Number
Quantity
Tagging
Wood Finish
Hardware Finish

- Denotes Item is illustrated.
- ~ Includes locks.
- ‡ Requires field sub-assembly.

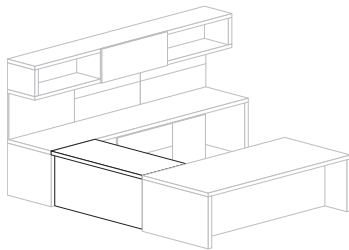
Prices listed in Wood1 Finishes.

Bridges, Top Only



	18d ‡	w	18d	29.5h	2-in Top	Product No.	List \$
Bridge18Top: 36	36					CEAB.3618	1134
Bridge18Top: 42	42					CEAB.4218	1135
Bridge18Top: 48	48					CEAB.4818	1209
	24d ‡	w	24d	29.5h	2-in Top		
Bridge24Top: 36	36					CEAB.3624	1219
Bridge24Top: 42	42					CEAB.4224	1220
• Bridge24Top: 48	48					CEAB.4824	1293

Bridges, Fixed Modesty Panel



	18d ‡	w	18d	29.5h	2-in Top	Product No.	List \$
Bridge18: 36	36					CEBB.3618	1791
Bridge18: 42	42					CEBB.4218	1907
Bridge18: 48	48					CEBB.4818	2015
	24d ‡	w	24d	29.5h	2-in Top		
Bridge24: 36	36					CEBB.3624	1876
Bridge24: 42	42					CEBB.4224	1991
• Bridge24: 48	48					CEBB.4824	2099

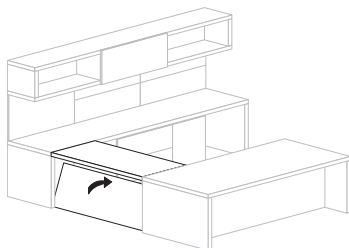
! Notes:

Finished modesty back panel.
Modesty panel is designed to screw to two end panels.

+ Options:

For owner-supplied stone tops (templates provided), specify Option ST.
Solid surface tops are available from TUOHY on a project basis; inquire for pricing and ordering information.

Bridges, Removable Access Panel



	18d ‡	w	18d	29.5h	2-in Top	Product No.	List \$
Bridge18/Access: 36	36					CECB.3618	1876
Bridge18/Access: 42	42					CECB.4218	1934
• Bridge18/Access: 48	48					CECB.4818	2012
Bridge18/Access: 54	54					CECB.5418	2072
	24d ‡	w	24d	29.5h	2-in Top		
Bridge24/Access: 36	36					CECB.3624	1958
Bridge24/Access: 42	42					CECB.4224	2020
Bridge24/Access: 48	48					CECB.4824	2096
Bridge24/Access: 54	54					CECB.5424	2156

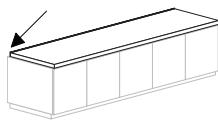
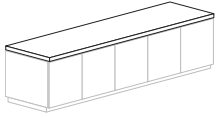
! Notes:

Unfinished back on access panel.
Access panels leave a 2.5-in gap under the top for wire management.
Access panels sits out from the wall 3-inches and is attached with Velcro to two spacers.
Spacers are designed to screw between two end panels.

+ Options:

For owner-supplied stone tops (templates provided), specify Option ST.
Solid surface tops are available from TUOHY on a project basis; inquire for pricing and ordering information.

Credenza Tops



				Product No.	List \$
	Top Only	w	24d	29.5h (installed)	2-in Top
	CredenzaTop24: 18	18			CFCB.1824 1107
	CredenzaTop24: 30	30			CFCB.3024 1181
	CredenzaTop24: 36	36			CFCB.3624 1219
	CredenzaTop24: 48	48			CFCB.4824 1292
	CredenzaTop24: 54	54			CFCB.5424 1328
	CredenzaTop24: 60	60			CFCB.6024 1369
	CredenzaTop24: 66	66			CFCB.6624 1400
	CredenzaTop24: 72	72			CFCB.7224 1438
	CredenzaTop24: 78	78			CFCB.7824 1472
	CredenzaTop24: 84	84			CFCB.8424 1511
•	CredenzaTop24: 90	90			CFCB.9024 1548
	CredenzaTop24: 108	108			CFCB.10824 1642
	CredenzaTop24: 120	120			CFCB.12024 1742
	Top+Cord Slot+Stop	w	24d	29.5h (installed)	2-in Top with Stop
	CredenzaTop24X: 18	18			CFDB.1824 1285
	CredenzaTop24X: 30	30			CFDB.3024 1401
	CredenzaTop24X: 36	36			CFDB.3624 1464
	CredenzaTop24X: 48	48			CFDB.4824 1562
	CredenzaTop24X: 54	54			CFDB.5424 1624
	CredenzaTop24X: 60	60			CFDB.6024 1685
	CredenzaTop24X: 66	66			CFDB.6624 1746
	CredenzaTop24X: 72	72			CFDB.7224 1809
	CredenzaTop24X: 78	78			CFDB.7824 1865
	CredenzaTop24X: 84	84			CFDB.8424 1928
	CredenzaTop24X: 90	90			CFDB.9024 1991
	CredenzaTop24X: 108	108			CFDB.10824 2109
	CredenzaTop24X: 120	120			CFDB.12024 2234

! Notes:

Cord Slots allow for continuous wire management behind the top and include a pencil stop.

This listing is of Credenza Tops only.

Maximum open span under Credenza Tops is 54-in; use bases/pedestals accordingly.

Pencil Stop finish is MRBAS Resin Brushed Aluminum with Steel Tint.

+ Options:

For owner-supplied stone tops (templates provided), specify Option ST.

Solid surface tops are available from TUOHY on a project basis; inquire for pricing and ordering information.

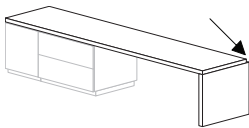
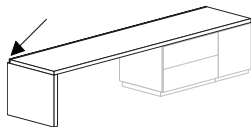
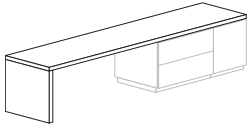
To modify a Top with Pencil Stop to accept Hutches, specify Option PS and the hutch width and location.

Specify: Product Number
Quantity
Tagging
Wood Finish
Hardware Finish

- Denotes Item is illustrated.
- ¬ Includes locks.
- ‡ Requires field sub-assembly.

Prices listed in Wood1 Finishes.

Credenza Shells



	w	24d	29.5h	Product No.	List \$
Single End Panel—Flush				2-in Top/End	
CredenzaTop/Panel24: 30	30			CFEB.3024	2397
CredenzaTop/Panel24: 36	36			CFEB.3624	2415
CredenzaTop/Panel24: 48	48			CFEB.4824	2487
CredenzaTop/Panel24: 54	54			CFEB.5424	2521
CredenzaTop/Panel24: 60	60			CFEB.6024	2588
CredenzaTop/Panel24: 66	66			CFEB.6624	2633
CredenzaTop/Panel24: 72	72			CFEB.7224	2666
CredenzaTop/Panel24: 78	78			CFEB.7824	3014
CredenzaTop/Panel24: 84	84			CFEB.8424	3371
CredenzaTop/Panel24: 90	90			CFEB.9024	3440
CredenzaTop/Panel24: 108	108			CFEB.10824	3922
CredenzaTop/Panel24: 120	120			CFEB.12024	4235

	w	26.6d	29.5h	Product No.	List \$
Single End Panel—LH Extended				2-in Top/End with Stop	
CredenzaTop/Panel24XL: 30	30			CFGB.3024	2732
CredenzaTop/Panel24XL: 36	36			CFGB.3624	2771
CredenzaTop/Panel24XL: 48	48			CFGB.4824	2868
CredenzaTop/Panel24XL: 54	54			CFGB.5424	2931
CredenzaTop/Panel24XL: 60	60			CFGB.6024	3020
CredenzaTop/Panel24XL: 66	66			CFGB.6624	3089
CredenzaTop/Panel24XL: 72	72			CFGB.7224	3146
CredenzaTop/Panel24XL: 78	78			CFGB.7824	3521
CredenzaTop/Panel24XL: 84	84			CFGB.8424	3902
CredenzaTop/Panel24XL: 90	90			CFGB.9024	3998
CredenzaTop/Panel24XL: 108	108			CFGB.10824	4502
CredenzaTop/Panel24XL: 120	120			CFGB.12024	4838

	w	26.6d	29.5h	Product No.	List \$
Single End Panel—RH Extended				2-in Top/End with Stop	
CredenzaTop/Panel24XR: 30	30			CFHB.3024	2732
CredenzaTop/Panel24XR: 36	36			CFHB.3624	2771
CredenzaTop/Panel24XR: 48	48			CFHB.4824	2868
CredenzaTop/Panel24XR: 54	54			CFHB.5424	2931
CredenzaTop/Panel24XR: 60	60			CFHB.6024	3020
CredenzaTop/Panel24XR: 66	66			CFHB.6624	3089
CredenzaTop/Panel24XR: 72	72			CFHB.7224	3146
CredenzaTop/Panel24XR: 78	78			CFHB.7824	3521
CredenzaTop/Panel24XR: 84	84			CFHB.8424	3902
CredenzaTop/Panel24XR: 90	90			CFHB.9024	3998
CredenzaTop/Panel24XR: 108	108			CFHB.10824	4502
CredenzaTop/Panel24XR: 120	120			CFHB.12024	4838

! Notes:

- Credenza Shell tops are reinforced, enabling greater open spans below.
- Max. open span under Credenza Shell tops is 96-in; use bases/pedestals accordingly.
- Extended units allow for continuous wire management on the rear end and include a pencil stop.
- Pencil Stop finish is MRBAS Resin Brushed Aluminum with Steel Tint.

+ Options/Parametrics:

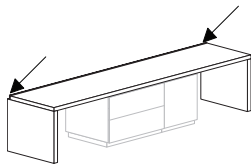
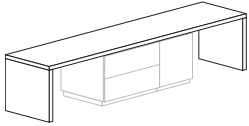
- For owner-supplied stone tops (templates provided), specify Option ST.
- Solid surface tops are available from TUOHY on a project basis; inquire for pricing and ordering information.
- To modify a Top with Pencil Stop to accept Hutches, specify Option PS and the hutch width and location.

Specify: Product Number
 Quantity
 Tagging
 Wood Finish
 Hardware Finish

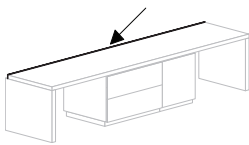
- Denotes Item is illustrated.
- ~ Includes locks.
- ‡ Requires field sub-assembly.

Prices listed in Wood1 Finishes.

Credenza Shells (cont.)



Pencil-Stop Trim



	w	24d	29.5h	Product No.	List \$
Double End Panels—Flush				2-in Top/Ends	
CredenzaTop/DbIPanel24: 30	30			CFFB.3024	2925
CredenzaTop/DbIPanel24: 36	36			CFFB.3624	2936
CredenzaTop/DbIPanel24: 48	48			CFFB.4824	3010
CredenzaTop/DbIPanel24: 54	54			CFFB.5424	3044
CredenzaTop/DbIPanel24: 60	60			CFFB.6024	3109
CredenzaTop/DbIPanel24: 66	66			CFFB.6624	3155
CredenzaTop/DbIPanel24: 72	72			CFFB.7224	3188
CredenzaTop/DbIPanel24: 78	78			CFFB.7824	3539
CredenzaTop/DbIPanel24: 84	84			CFFB.8424	3893
CredenzaTop/DbIPanel24: 90	90			CFFB.9024	3964
CredenzaTop/DbIPanel24: 108	108			CFFB.10824	4447
CredenzaTop/DbIPanel24: 120	120			CFFB.12024	4757

	w	26.6d	29.5h	Product No.	List \$
Double End Panels—Extended				2-in Top/Ends w Stop	
CredenzaTop/DbIPanel24X: 30	30			CFJB.3024	3436
CredenzaTop/DbIPanel24X: 36	36			CFJB.3624	3472
CredenzaTop/DbIPanel24X: 48	48			CFJB.4824	3570
CredenzaTop/DbIPanel24X: 54	54			CFJB.5424	3634
CredenzaTop/DbIPanel24X: 60	60			CFJB.6024	3719
CredenzaTop/DbIPanel24X: 66	66			CFJB.6624	3791
CredenzaTop/DbIPanel24X: 72	72			CFJB.7224	3847
CredenzaTop/DbIPanel24X: 78	78			CFJB.7824	4222
CredenzaTop/DbIPanel24X: 84	84			CFJB.8424	4601
CredenzaTop/DbIPanel24X: 90	90			CFJB.9024	4697
CredenzaTop/DbIPanel24X: 108	108			CFJB.10824	5201
CredenzaTop/DbIPanel24X: 120	120			CFJB.12024	5539

! Notes:

Pencil stop finish is MRBAS Resin Brushed Aluminum with Steel Tint (~MBN).

Max. open span under Credenza Shell tops is 96-in; use bases/pedestals accordingly.

Extended units allow for continuous wire management on the rear edge and include a pencil stop.

+ Options/Parametrics:

To modify a Top with Pencil Stop to accept Hutches, specify Option PS and the hutch width and location.

For owner-supplied stone tops (templates provided), specify Option ST.

Solid surface tops are available from TUOHY on a project basis; inquire for pricing and ordering information.

Mounts to any work surface ‡	w	.3d	1h	Product No.	List \$
				Stop for 2-in Top	
Pencil-Stop 30	30			CFPB-30	222
Pencil-Stop 36	36			CFPB-36	247
Pencil-Stop 48	48			CFPB-48	270
Pencil-Stop 54	54			CFPB-54	296
Pencil-Stop 60	60			CFPB-60	319
Pencil-Stop 66	66			CFPB-66	345
Pencil-Stop 72	72			CFPB-72	371
Pencil-Stop 78	78			CFPB-78	395
Pencil-Stop 84	84			CFPB-84	419
Pencil-Stop 90	90			CFPB-90	443
Pencil-Stop 108	108			CFPB-108	467
Pencil-Stop 120	120			CFPB-120	491

! Notes:

Widths over 90-in are in two sections.

Finish is MRBAS Resin Brushed Aluminum with Steel Tint (~MBN).

Apply Pencil-Stop Trim only in top locations where full-height hutches will not be placed.

+ Options/Parametrics:

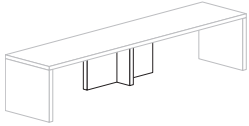
Widths: 18-120. Replace number codes with actual width dimension; use next larger std size for pricing.

Specify: Product Number
Quantity
Tagging
Wood Finish
Hardware Finish

• Denotes Item is illustrated.
- Includes locks.
‡ Requires field sub-assembly.

Prices listed in Wood1 Finishes.

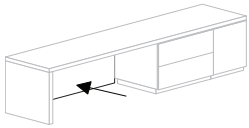
T-Panels



‡ 2-in Thick Panels	w	9d	27.5h	Product No.	List \$	Product No.	List \$
				Unfinished Back		Finished Back	
T-Panel 18x9	18			CGEUA.189	611	CGEFA.189	695
• T-Panel 36x9	36			CGEUA.369	701	CGEFA.369	812

! Notes:
Use on 2-in tops over 96 inches.

Modesty Panels, Fixed

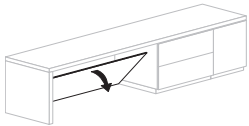


‡	w	1d	27.5h	Unfinished Back	Finished Back		
Modesty-Panel: 18	18			CHAU-18	462	CHAF-18	546
Modesty-Panel: 24	24			CHAU-24	491	CHAF-24	586
Modesty-Panel: 30	30			CHAU-30	518	CHAF-30	621
• Modesty-Panel: 36	36			CHAU-36	551	CHAF-36	662
Modesty-Panel: 42	42			CHAU-42	573	CHAF-42	695
Modesty-Panel: 48	48			CHAU-48	607	CHAF-48	737
Modesty-Panel: 54	54			CHAU-54	637	CHAF-54	775
Modesty-Panel: 72	72			CHAU-72	724	CHAF-72	869

! Notes:
Unit is exact width with two cleats for mounting to end panels or pedestals.

+ Options/Parametrics:
Widths: 6-72. Replace number codes with actual width dimension; use next larger std size for pricing.

Modesty Panels, Access/Removable



‡	w	3d	25h	Unfinished Back			
Modesty-Access: 18	18			CHBU-18	573		
Modesty-Access: 24	24			CHBU-24	603		
Modesty-Access: 30	30			CHBU-30	634		
• Modesty-Access: 36	36			CHBU-36	659		
Modesty-Access: 42	42			CHBU-42	692		
Modesty-Access: 48	48			CHBU-48	723		
Modesty-Access: 54	54			CHBU-54	749		
Modesty-Access: 72	72			CHBU-72	835		

! Notes:
Unit is exact width with two, 3-in deep spacers for mounting to end panels or pedestals.
Panels are available with unfinished backs.
Clearance between work surface and panel is 2.5-in.

+ Options/Parametrics:
Widths: 6-72. Replace number codes with actual width dimension; use next larger std size for pricing.

Pedestals, Mobile

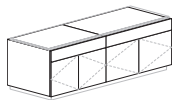
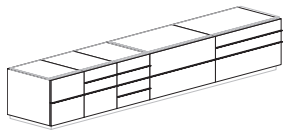
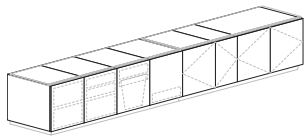
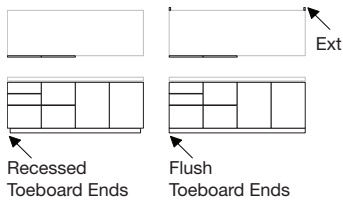


			Product No.	List \$
Mobile	18w	d 26.2h	Finished Back	
PedMobile24: 2BF 18		24	CJNF24	2296
PedMobile30: 2BF 18		30	CJNF30	2515

! Notes:

- Locks are included on all pedestals.
- Drawers are 0.5-in Birch with dovetailed corners, 20-in deep.
- Drawer bottoms are 0.25-in thick dadoed into drawer sides.
- Slides are ball bearing, full-extension.
- Box drawers have a drawer divider.
- File drawers include the Pendaflex® file hanging system.

Pedestals, Modular



	Product No.	List \$	Product No.	List \$
– w 24d* 27.5h	Unfinished Back		Finished Back	
Ped24 Flush: No Ext	CJBU24	302	CJBF24	302
Ped24 Flush: LH Ext	CJBUL24	336	n/a	
Ped24 Flush: RH Ext	CJBUR24	336	n/a	
Ped24 Flush: Dual Ext	CJBUD24	352	n/a	
Ped24 Recessed: No Ext	CJDU24	302	CJDF24	302
Ped24 Recessed: LH Ext	CJDUL24	336	n/a	
Ped24 Recessed: RH Ext	CJDUR24	336	n/a	
Ped24 Recessed: Dual Ext	CJDUD24	352	n/a	

		Configuration Code		
Shelving, Metal Shelves 12w	12	B	835	869
Shelving, Metal Shelves 18w	18	C	1082	1123
Shelving, Metal Shelves 30w	30	E	1453	1548
Shelving, Metal Shelves 36w	36	F	1627	1736
Full Front: 2 File 18w	18	G	1725	1766
Full Front: 2Box/File 18w	18	H	1750	1791
Full Front: Trash/Recycle 18w	18	L	2004	2048
Full Front: Utility Drawer 18w	18	M	1624	1667
Cabinet-LH 12w	12	N	1449	1484
Cabinet-LH 18w	18	P	1520	1562
Cabinet-RH 12w	12	R	1449	1484
Cabinet-RH 18w	18	S	1520	1562
Double Cabinet 30w	30	U	1716	1813
Double Cabinet 36w	36	V	1858	1969
2File 18w	18	W	1823	1863
2Box/File 18w	18	Y	1853	1892
4Box 18w	18	0	1915	1956
2LatFile 30w	30	2	2253	2348
2LatFile 36w	36	3	2510	2620
2LatBox/LatFile 30w	30	6	2483	2576
2LatBox/LatFile 36w	36	7	2737	2846
LatBox/DbiCab 30w	30	8	2342	2435
LatBox/DbiCab 36w	36	9	2593	2699

! Notes:

- Tops must be ordered separately; specify from the Credenza Tops section. Maximum is 120 inches.
- * 2.62-in end-panel extensions allow for cord path; overall pedestal depth increases to 26.62-in.
- Utility drawers include vents/cord-exits in the rear panel of units with Unfinished Back.
- Utility drawers have a usable interior space of 16w 15h 19d.
- Bases are listed in Flush and Recessed end formats and have an MSBN Satin Brushed Nickel finish (~MBN).
- Drawers are 0.5 Birch with dovetailed corners.
- Drawer bottoms are 0.25-in thick dadoed into drawer sides.
- Slides are ball bearing, full-extension.
- Box drawers include a divider; file drawers include the Pendaflex® file hanging system.

+ Options:

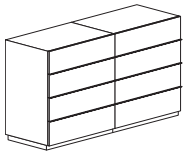
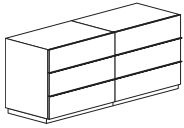
- Face Locks are included on all drawer and door pedestals. For no locks, specify Option NL.
- For ventilation cutout, specify Option VS; add \$333.

Specify: Product Number
Quantity
Tagging
Wood Finish
Hardware Finish

- Denotes Item is illustrated.
- Includes locks.
- ‡ Requires field sub-assembly.

Prices listed in Wood1 Finishes.

File Storage, Modular



			Product No.	List \$	Product No.	List \$
40h [⊃]	w	24d	40h	Unfinished Back	Finished Back	
File 40—Flush Toeboard Ends			CJFU24-	457	CJFF24-	457
• File 40—Recess Toeboard			CJHU24-	457	CJHF24-	457
				↑		↑
3LatFile 30w	30		H	3323	H	3595
3LatFile 36w	36		J	3706	J	4004
52h [⊃]	w	24d	52h	Unfinished Back	Finished Back	
File 52—Flush Toeboard Ends			CJKU24-	562	CJKF24-	562
• File 52—Recess Toeboard			CJMU24-	562	CJMF24-	562
				↑		↑
4LatFile 30w	30		K	4073	K	4346
4LatFile 36w	36		L	4541	L	4840

! Notes—for Pedestals on this page.

Tops must be ordered separately; specify from the Credenza Tops section. Maximum is 120 inches.

Face Locks are included on all pedestals. For no locks, specify Option NL.

Prices shown here regard Wood1 finishes; note surcharges for Wood2 finish.

File Storage 40h and 52h are shipped in logical 30 and 36-in modules. Runs up to 120 inches

have faces and back panels made from a single piece of veneer, for consistency of grain and color.

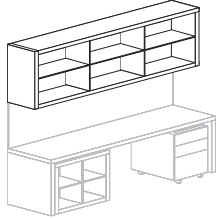
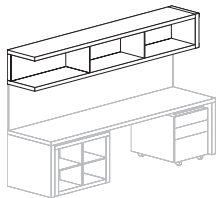
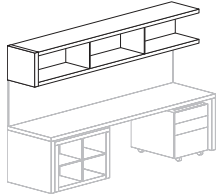
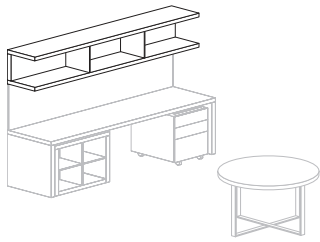
File Storage 40h and 52h must be secured on location to the wall; otherwise, specify Option AT below.

Metal toeboard finish is MSBN Satin Brushed Nickel (~MBN).

+ Options:

For Anti-Tilt Mechanisms, specify Option AT; add \$580.

Wall Hutches/Shelving



Product No. List \$

18h Open Ends		w	15d	Shvs	Wood1 Finishes
WHutch: OpenEndShlvg1	72	72		2	CMEFN.72 2823
• WHutch: OpenEndShlvg1	90	90		3	CMEFN.90 3359

31h Open Ends		w	15d	Shvs	Wood1 Finishes
WHutch: OpenEndShlvg2	72	72		4	CMEGN.72 3244
WHutch: OpenEndShlvg2	90	90		6	CMEGN.90 3779

18h Closed Left		w	15d	Shvs	Wood1 Finishes
WHutch: ClosedLeftShlvg1	72	72		2	CMEFL.72 2683
• WHutch: ClosedLeftShlvg1	90	90		3	CMEFL.90 3218

31h Closed Left		w	15d	Shvs	Wood1 Finishes
WHutch: ClosedLeftShlvg2	72	72		4	CMEGL.72 3104
WHutch: ClosedLeftShlvg2	90	90		6	CMEGL.90 3639

18h Closed Right		w	15d	Shvs	Wood1 Finishes
WHutch: ClosedRightShlvg1	72	72		2	CMEFR.72 2683
• WHutch: ClosedRightShlvg1	90	90		3	CMEFR.90 3218

31h Closed Right		w	15d	Shvs	Wood1 Finishes
WHutch: ClosedRightShlvg2	72	72		4	CMEGR.72 3104
WHutch: ClosedRightShlvg2	90	90		6	CMEGR.90 3639

18h Closed Ends		w	15d	Shvs	Wood1 Finishes
WHutch: ClosedEndShlvg1	18	18		1	CMEFD.18 1586
WHutch: ClosedEndShlvg1	36	36		1	CMEFD.36 1896
WHutch: ClosedEndShlvg1	54	54		2	CMEFD.54 2327
WHutch: ClosedEndShlvg1	72	72		2	CMEFD.72 2542
WHutch: ClosedEndShlvg1	90	90		3	CMEFD.90 3077

31h Closed Ends		w	15d	Shvs	Wood1 Finishes
WHutch: ClosedEndShlvg2	18	18		2	CMEGD.18 2110
WHutch: ClosedEndShlvg2	36	36		2	CMEGD.36 2405
WHutch: ClosedEndShlvg2	54	54		4	CMEGD.54 3632
WHutch: ClosedEndShlvg2	72	72		4	CMEGD.72 4346
• WHutch: ClosedEndShlvg2	90	90		6	CMEGD.90 5085

! Notes:

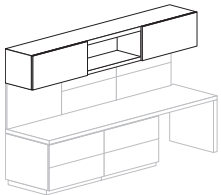
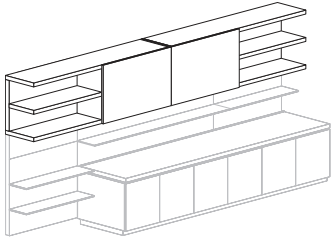
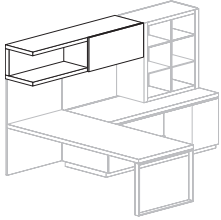
- Load rating on open-end modules is 20 lbs/lin-ft and 50 lbs/lin-ft on closed-end modules.
- Units have a 2-grade top surface.
- Wall-mount cleats are included for field installation.
- Height and depth dimensions cannot be modified.
- Metal divider finish is MRBAS Resin Brushed Aluminum with Steel Tint (~MBN).

Specify: Product Number
Quantity
Tagging
Wood Finish
Hardware Finish

- Denotes Item is illustrated.
- ~ Includes locks.
- ‡ Requires field sub-assembly.

Prices listed in Wood1 Finishes.

Wall Hutches/Sliding Doors



		Product No.	List \$	Product No.	List \$
18h 15.8d Open End		Wood1 Doors		BPGlass Doors	
WHutch:Slide1LH-Open 36	w 36	CMHFL.36	2346	CMJFL.36	2733
WHutch:Slide1LH-Open 54	54	CMHFL.54	2727	CMJFL.54	3151
• WHutch:Slide1LH-Open 60	60	CMHFL.60	3188	CMJFL.60	3652
WHutch:Slide1LH-Open 72	72	CMHFL.72	3485	CMJFL.72	4037
WHutch:Slide1RH-Open 36	36	CMHFR.36	2346	CMJFR.36	2733
WHutch:Slide1RH-Open 54	54	CMHFR.54	2727	CMJFR.54	3151
WHutch:Slide1RH-Open 60	60	CMHFR.60	3188	CMJFR.60	3652
WHutch:Slide1RH-Open 72	72	CMHFR.72	3485	CMJFR.72	4037
WHutch:Slide1-OpenEnds 108 [2]	108	CMHFN.108	5453	CMJFN.108	6303
WHutch:Slide1-OpenEnds 120 [2]	120	CMHFN.120	6373	CMJFN.120	7304
WHutch:Slide1-OpenEnds 144 [2]	144	CMHFN.144	6970	CMJFN.144	8079
31h 15.8d Open End		Wood1 Doors		BPGlass Doors	
WHutch:Slide2LH-Open 36	w 36	CMHGL.36	3281	CMJGL.36	3830
WHutch:Slide2LH-Open 54	54	CMHGL.54	3870	CMJGL.54	4477
WHutch:Slide2LH-Open 60	60	CMHGL.60	4588	CMJGL.60	5259
WHutch:Slide2LH-Open 72	72	CMHGL.72	5089	CMJGL.72	5896
WHutch:Slide2RH-Open 36	36	CMHGR.36	3281	CMJGR.36	3830
WHutch:Slide2RH-Open 54	54	CMHGR.54	3870	CMJGR.54	4477
WHutch:Slide2RH-Open 60	60	CMHGR.60	4588	CMJGR.60	5259
WHutch:Slide2RH-Open 72	72	CMHGR.72	5089	CMJGR.72	5896
WHutch:Slide2-OpenEnds 108 [2]	108	CMHGN.108	7744	CMJGN.108	8949
WHutch:Slide2-OpenEnds 120 [2]	120	CMHGN.120	9686	CMJGN.120	11102
• WHutch:Slide2-OpenEnds 144 [2]	144	CMHGN.144	10874	CMJGN.144	12602

! Notes:

[2] Denotes units are built and shipped in 2-sections.

All hutch case parts (except doors) have TUOHY Wood1 Finishes.

Height and depth dimensions cannot be modified.

BPGlass door frame is MBN Brushed Nickel; hutch divider finish is MRBAS Resin Brushed Alum/Steel Tint.

+ Options:

Specify BPGlass (back-painted glass) color: S.BLK Black or S.BWT White. Color matching available.

		Product No.	List \$	Product No.	List \$
18h 15.8d Closed End		Wood1 Doors		BPGlass Doors	
WHutch: SlidingDoor1 36	w 36	CMHFD.36	2278	CMJFD.36	2668
WHutch: SlidingDoor1 54	54	CMHFD.54	2661	CMJFD.54	3087
WHutch: SlidingDoor1 60	60	CMHFD.60	3120	CMJFD.60	3590
WHutch: SlidingDoor1 72	72	CMHFD.72	3422	CMJFD.72	3976
• WHutch: SlidingDoor1 90	90	CMHFD.90	4306	CMJFD.90	5269
31h 15.8d Closed End		Wood1 Doors		BPGlass Doors	
WHutch: SlidingDoor2 36	w 36	CMHGD.36	3188	CMJGD.36	3734
WHutch: SlidingDoor2 54	54	CMHGD.54	3779	CMJGD.54	4382
WHutch: SlidingDoor2 60	60	CMHGD.60	4492	CMJGD.60	5168
WHutch: SlidingDoor2 72	72	CMHGD.72	4995	CMJGD.72	5804
WHutch: SlidingDoor2 90	90	CMHGD.90	6373	CMJGD.90	7796

! Notes:

Units have a 2-grade top surface.

Wall-mount cleats are included for field installation.

Units with closed ends and one sliding door are non-handed; the door can rest on either side.

Units under 90w have one door; units 90 and over have two doors.

All units accept ambient overhead lights and undershelf task lights.

Height and depth dimensions cannot be modified.

BPGlass door frame is MBN Brushed Nickel; hutch divider finish is MRBAS Resin Brushed Alum/Steel Tint.

+ Options:

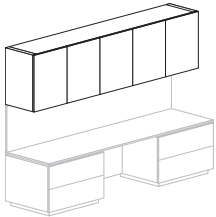
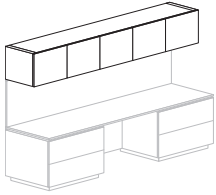
Specify BPGlass (back-painted glass) color: S.BLK Black or S.BWT White. Color matching available.

Specify: Product Number
Quantity
Tagging
Wood Finish
Hardware Finish

- Denotes Item is illustrated.
- ~ Includes locks.
- ‡ Requires field sub-assembly.

Prices listed in Wood1 Finishes.

Wall Hutches/Cabinet Doors

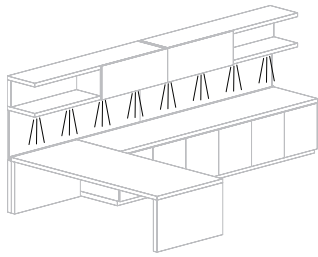


		Product No.	List \$
18h 15d (Wall Cleat Included)	w	Wood1 Doors	
WHutch: Cabinet1 LH 18	18	CMFHD.18	1757
WHutch: Cabinet1 RH 18	18	CMFJD.18	1757
WHutch: Cabinet1 36	36	CMFKD.36	2238
WHutch: Cabinet1 54	54	CMFKD.54	2660
WHutch: Cabinet1 72	72	CMFKD.72	3081
• WHutch: Cabinet1 90	90	CMFKD.90	3649
31h 15d (Wall Cleat Included)	w	Wood1 Doors	
WHutch: Cabinet2 LH 18	18	CMFLD.18	2147
WHutch: Cabinet2 RH 18	18	CMFMD.18	2147
WHutch: Cabinet2 36	36	CMFND.36	2686
WHutch: Cabinet2 54	54	CMFND.54	3788
WHutch: Cabinet2 72	72	CMFND.72	4895
• WHutch: Cabinet2 90	90	CMFND.90	5673

! Notes:

Units have a 2-grade top surface.
 Wall-mount cleats are included for field installation.

Task Lighting

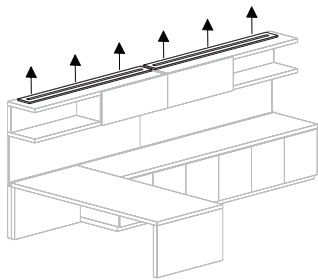


3-Watt LED Lamps	w	No. Lights	No. Switches	Product No.	List \$
Task Light LED 30	30	2	1	Wood1 Finishes CMTL.30	823
Task Light LED 36	36	2	1	CMTL.36	859
Task Light LED 54	54	3	1	CMTL.54	1339
Task Light LED 60	60	4	1	CMTL.60	1526
Task Light LED 72	72	4	1	CMTL.72	1560
Task Light LED 90	90	5	1	CMTL.90	2124
Task Light LED 108	108	6	2	CMTL.108	2243
Task Light LED 120	120	8	2	CMTL.120	2842
Task Light LED 144	144	8	2	CMTL.144	2918

! Notes:

3-watt LED lights are recessed in a continuous matching wood housing under the overhead.
Task Lights have a 10-ft cord/plug and must be factory-installed; specify which hutch unit is to receive them.

Ambient Lighting

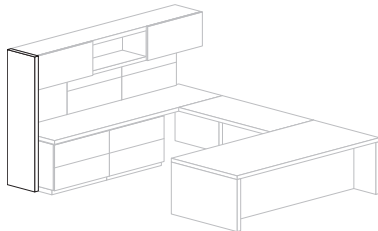


Light + Fascia	w	2h	6.5d	Hutch	
Ambient Light: 30	25			24	CMQ.30 1034
Ambient Light: 36	31			29	CMQ.36 1083
Ambient Light: 54	49			43	CMQ.54 1181
Ambient Light: 60	55			47	CMQ.60 1502
Ambient Light: 72	67			57	CMQ.72 1526
Ambient Light: 90	85			71	CMQ.90 1773
Ambient Light: 108	103			85	CMQ.108 2362
Ambient Light: 120	115			95	CMQ.120 2681
Ambient Light: 144	139			113	CMQ.144 3027

! Notes:

Ambient Lights are designed for use above hutches and wall hutches and recess partially into the top.
Ambient Lights are 5-inches less than the overall hutch width.
Light fixtures require hard-wire installation in compliance with local building codes.
Metal fascia finish is MSBN Satin Brushed Nickel (~MBN).

End Panels

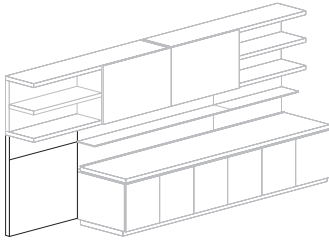


All TUOHY Wood1 Finishes	2w	15d	h	2-in Thick	
End Panel 72			72	CMN.72	533
End Panel 85			85	CMN.85	596

! Notes:

End Panels must attach to a modular pedestal and an overhead and/or back panel.

Back Panels/Full Height



- 36w 54h shown above

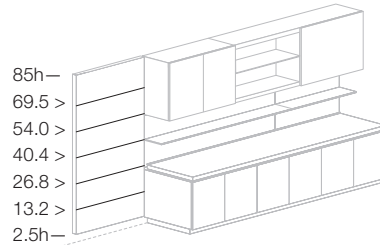
	Product No.	List \$	Product No.	List \$	Product No.	List \$
Wood Veneer 1.2d ‡	54h		72h		85h	
Back Panel/Wood: 18	CNAAC.18	1819	CNAAD.18	1892	CNAAE.18	2173
Back Panel/Wood: 30	CNAAC.30	1999	CNAAD.30	2078	CNAAE.30	2387
• Back Panel/Wood: 36	CNAAC.36	2100	CNAAD.36	2178	CNAAE.36	2499
Back Panel/Wood: 45	CNAAC.45	2244	CNAAD.45	2324	CNAAE.45	2661
Back-Painted Glass 1.2d ‡	54h		72h		85h	
Back Panel/BPGlass: 18	CNDAC.18	2524	CNDAD.18	2673	CNDAE.18	3096
Back Panel/BPGlass: 30	CNDAC.30	3401	CNDAD.30	3564	CNDAE.30	4105
Back Panel/BPGlass: 36	CNDAC.36	3742	CNDAD.36	3925	CNDAE.36	4525
Back Panel/BPGlass: 45	CNDAC.45	4233	CNDAD.45	4457	CNDAE.45	5150
Metal 1.2d ‡	54h		72h		85h	
Back Panel/Metal: 18	CNEAC.18	2360	CNEAD.18	2397	CNEAE.18	2722
Back Panel/Metal: 30	CNEAC.30	2681	CNEAD.30	2739	CNEAE.30	3113
Back Panel/Metal: 36	CNEAC.36	2850	CNEAD.36	2913	CNEAE.36	3320
Back Panel/Metal: 45	CNEAC.45	3098	CNEAD.45	3175	CNEAE.45	3617

! Notes:

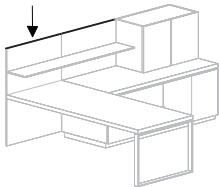
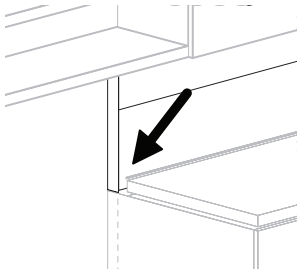
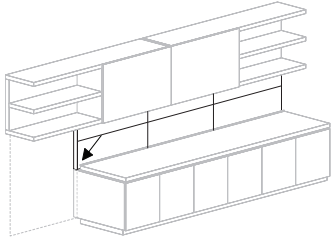
- All panels have MBN Brushed Nickel frames and include mounting hardware.
- Wood Veneer includes all Wood1 finishes; inquire regarding other species/colors.
- Height is o.a. height once mounted 2.5-in from floor (i.e., actual height is 2.5 less than nominal).
- Metal face panel finish is MSBN Satin Brushed Nickel (~MBN).
- Back-Painted Glass face panels cannot receive runoffs and runoff tops by direct wall panel connection.

+ Options:

- Specify BPGlass (back-painted glass) color: S.BLK Black or S.BWT White. Color matching available.
- For BPGlass/Magnet surface change item CND?? to CNJ?? and add \$7 per inch of width.
- For Veneer/Magnet surface change item CNA?? to CNH?? and add \$7 per inch of width.
- For Metal/Magnet surface change item CNE?? to CNK?? and add \$7 per inch of width.
- For finished top edge (no overhead), change 2nd digit to T, add \$1 per inch of width.
- For Accessory Shelf Slot, append the height location code (see diagram); add \$5 per inch of width.



Back Panels 54, Bypass Surface



				Product No.	List \$	Product No.	List \$
Wood Veneer 27.3h (54h) ‡	w	1.2d	27.3h	Panel Only		With Shelf Slot	
Back Panel27.3/Wood: 18	18			CNAA.18	909	CNAB.18	1037
Back Panel27.3/Wood: 30	30			CNAA.30	1007	CNAB.30	1218
• Back Panel27.3/Wood: 36	36			CNAA.36	1065	CNAB.36	1316
Back Panel27.3/Wood: 45	45			CNAA.45	1143	CNAB.45	1460
Back Panel27.3/Wood: 54	54			CNAA.54	1220	CNAB.54	1600
Back Panel27.3/Wood: 60	60			CNAA.60	1276	CNAB.60	1694
Back Panel27.3/Wood: 72	72			CNAA.72	1375	CNAB.72	1883
Back Panel27.3/Wood: 90	90			CNAA.90	1515	• CNAB.90	2147
Back-Paint Glass 27.3h (54h) ‡	w	1.2d	27.3h	Panel Only		With Shelf Slot	
Back Panel27.3/BPGlass: 18	18			CNDA.18	1205	CNDB.18	1330
Back Panel27.3/BPGlass: 30	30			CNDA.30	1502	CNDB.30	1712
Back Panel27.3/BPGlass: 36	36			CNDA.36	1655	CNDB.36	1907
Back Panel27.3/BPGlass: 45	45			CNDA.45	1884	CNDB.45	2198
Back Panel27.3/BPGlass: 54	54			CNDA.54	2109	CNDB.54	2488
Back Panel27.3/BPGlass: 60	60			CNDA.60	2264	CNDB.60	2686
Back Panel27.3/BPGlass: 72	72			CNDA.72	2558	CNDB.72	3064
Back Panel27.3/BPGlass: 90	90			CNDA.90	3485	CNDB.90	4117
Metal 27.3h (54h) ‡	w	1.2d	27.3h	Panel Only		With Shelf Slot	
Back Panel27.3/Metal: 18	18			CNEA.18	997	CNEB.18	1122
Back Panel27.3/Metal: 30	30			CNEA.30	1153	CNEB.30	1365
Back Panel27.3/Metal: 36	36			CNEA.36	1241	CNEB.36	1493
Back Panel27.3/Metal: 45	45			CNEA.45	1359	CNEB.45	1676
Back Panel27.3/Metal: 54	54			CNEA.54	1481	CNEB.54	1859
Back Panel27.3/Metal: 60	60			CNEA.60	1568	CNEB.60	1988
Back Panel27.3/Metal: 72	72			CNEA.72	1726	CNEB.72	2231
Back Panel27.3/Metal: 90	90			CNEA.90	1954	CNEB.90	2585
Back Panel27.3/Metal: 108	108			CNEA.108	2178	NA	

! Notes:

- All panels have MBN Brushed Nickel frames and include mounting hardware.
- Panels listed above are for pedestals with extensions.
- Wood Veneer includes all Wood1 finishes; inquire regarding other species/colors.
- Metal face panel finish is MSBN Satin Brushed Nickel (~MBN).

+ Options:

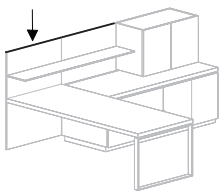
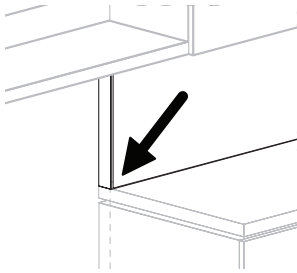
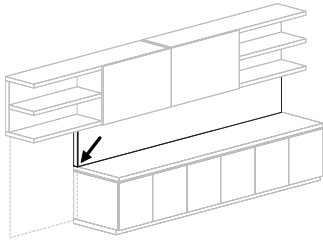
- Specify Back-Painted Glass color: S.BLK Black or S.BWT White. Color matching available.
- For BPGlass/Magnet surface change item CND?? to CNJ?? and add \$5 per inch of width.
- For Veneer/Magnet surface change item CNA?? to CNH?? and add \$5 per inch of width.
- For Metal/Magnet surface change item CNE?? to CNK?? and add \$5 per inch of width.
- For finished top edge (no overhead), change 2nd digit to T, add \$1 per inch of width.

Specify: Product Number
Quantity
Tagging
Wood Finish
Hardware Finish

- Denotes Item is illustrated.
- ~ Includes locks.
- ‡ Requires field sub-assembly.

Prices listed in Wood1 Finishes.

Back Panels 54, Flush to Surface



				Product No.	List \$	Product No.	List \$
Wood Veneer 24.5h (54h) ‡	w	1.2d	24.5h	Panel Only		With Shelf Slot	
Back Panel24.5/Wood: 18	18			CNAAF.18	899	CNABF.18	1022
Back Panel24.5/Wood: 30	30			CNAAF.30	985	CNABF.30	1197
Back Panel24.5/Wood: 36	36			CNAAF.36	1041	CNABF.36	1292
Back Panel24.5/Wood: 45	45			CNAAF.45	1109	CNABF.45	1424
Back Panel24.5/Wood: 54	54			CNAAF.54	1182	CNABF.54	1561
Back Panel24.5/Wood: 60	60			CNAAF.60	1235	CNABF.60	1654
Back Panel24.5/Wood: 72	72			CNAAF.72	1326	CNABF.72	1831
Back Panel24.5/Wood: 90	90			CNAAF.90	1453	CNABF.90	2084
Back-Paint Glass 24.5h (54h) ‡	w	1.2d	24.5h	Panel Only		With Shelf Slot	
Back Panel24.5/BPGlass: 18	18			CNDAF.18	1192	CNDBF.18	1321
Back Panel24.5/BPGlass: 30	30			CNDAF.30	1481	CNDBF.30	1689
Back Panel24.5/BPGlass: 36	36			CNDAF.36	1632	CNDBF.36	1885
Back Panel24.5/BPGlass: 45	45			CNDAF.45	1853	CNDBF.45	2168
Back Panel24.5/BPGlass: 54	54			CNDAF.54	2069	CNDBF.54	2448
Back Panel24.5/BPGlass: 60	60			CNDAF.60	2220	CNDBF.60	2641
Back Panel24.5/BPGlass: 72	72			CNDAF.72	2510	CNDBF.72	3014
Back Panel24.5/BPGlass: 90	90			CNDAF.90	3423	CNDBF.90	4056
Metal 24.5h (54h) ‡	w	1.2d	24.5h	Panel Only		With Shelf Slot	
Back Panel24.5/Metal: 18	18			CNEAF.18	983	CNEBF.18	1109
Back Panel24.5/Metal: 30	30			CNEAF.30	1132	CNEBF.30	1343
Back Panel24.5/Metal: 36	36			CNEAF.36	1214	CNEBF.36	1465
Back Panel24.5/Metal: 45	45			CNEAF.45	1328	CNEBF.45	1644
Back Panel24.5/Metal: 54	54			CNEAF.54	1442	CNEBF.54	1822
Back Panel24.5/Metal: 60	60			CNEAF.60	1526	CNEBF.60	1948
Back Panel24.5/Metal: 72	72			CNEAF.72	1676	CNEBF.72	2178
Back Panel24.5/Metal: 90	90			CNEAF.90	1889	CNEBF.90	2519
• Back Panel24.5/Metal: 108	108			CNEAF.108	2105	NA	

! Notes:

All panels have MBN Brushed Nickel frames and include mounting hardware.
 Panels listed above are to be used with full-depth tops and pedestals with no extended sides.
 Wood Veneer includes all Wood1 finishes; inquire regarding other species/colors.
 Metal face panel finish is MSBN Satin Brushed Nickel (~MBN).

+ Options:

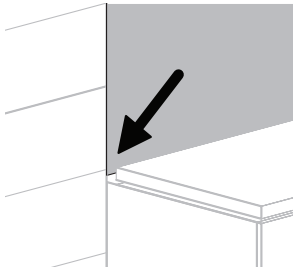
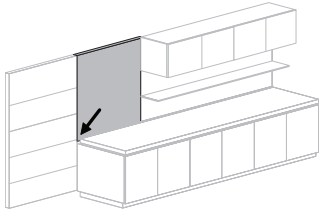
- Specify Back-Painted Glass color: S.BLK Black or S.BWT White. Color matching available.
- For BPGlass/Magnet surface change item CND? to CNJ? and add \$5 per inch of width.
- For Veneer/Magnet surface change item CNA? to CNH? and add \$5 per inch of width.
- For Metal/Magnet surface change item CNE? to CNK? and add \$5 per inch of width.
- For finished top edge (no overhead), change 2nd digit to T, add \$1 per inch of width.

Specify: Product Number
 Quantity
 Tagging
 Wood Finish
 Hardware Finish

- Denotes Item is illustrated.
- ~ Includes locks.
- ‡ Requires field sub-assembly.

Prices listed in Wood1 Finishes.

Back Panels 72, Bypass Surface



		Product No.	List \$	Product No.	List \$
Wood Veneer 45.3h (72h) ‡ w 1.2d 45.3h		Panel Only		With Shelf Slot	
Back Panel45.3/Wood: 18	18	CTAAG.18	1226	CTABG.18	1481
Back Panel45.3/Wood: 30	30	CTAAG.30	1367	CTABG.30	1787
Back Panel45.3/Wood: 36	36	CTAAG.36	1439	CTABG.36	1946
Back Panel45.3/Wood: 45	45	CTAAG.45	1547	CTABG.45	2177
Back-Paint Glass 45.3h (72h) ‡ w 1.2d 45.3h		Panel Only		With Shelf Slot	
Back Panel45.3/BPGlass: 18	18	CTDAG.18	1692	CTDBG.18	1948
Back Panel45.3/BPGlass: 30	30	CTDAG.30	2294	CTDBG.30	2714
Back Panel45.3/BPGlass: 36	36	CTDAG.36	2522	CTDBG.36	3028
Back Panel45.3/BPGlass: 45	45	CTDAG.45	2864	CTDBG.45	3497
Metal 45.3h (72h) ‡ w 1.2d 45.3h		Panel Only		With Shelf Slot	
Back Panel45.3/Metal: 18	18	CTEAG.18	1587	CTEBG.18	1839
Back Panel45.3/Metal: 30	30	CTEAG.30	1816	CTEBG.30	2237
Back Panel45.3/Metal: 36	36	CTEAG.36	1936	CTEBG.36	2441
Back Panel45.3/Metal: 45	45	CTEAG.45	2112	CTEBG.45	2743

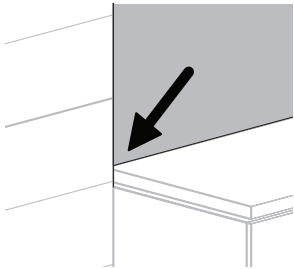
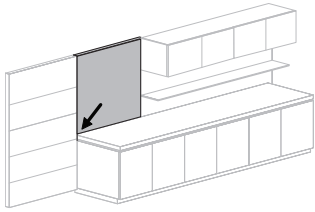
! Notes:

- All panels have MBN Brushed Nickel frames and include mounting hardware.
- Panels listed above are for pedestals with extensions.
- Wood Veneer includes all Wood1 finishes; inquire regarding other species/colors.
- Metal face panel finish is MSBN Satin Brushed Nickel (~MBN).

+ Options:

- Specify Back-Painted Glass color: S.BLK Black or S.BWT White. Color matching available.
- For BPGlass/Magnet surface change item CTD? to CTJ? and add \$5 per inch of width.
- For Veneer/Magnet surface change item CTA? to CTH? and add \$5 per inch of width.
- For Metal/Magnet surface change item CTE? to CTK? and add \$5 per inch of width.

Back Panels 72, Flush to Surface



				Product No.	List \$	Product No.	List \$
Wood Veneer 42.5h (72h) ‡	w	1.2d	42.5h	Panel Only		With Shelf Slot	
Back Panel42.5/Wood: 18	18			CTAAH.18	1215	CTABH.18	1468
Back Panel42.5/Wood: 30	30			CTAAH.30	1344	CTABH.30	1765
Back Panel42.5/Wood: 36	36			CTAAH.36	1415	CTABH.36	1919
Back Panel42.5/Wood: 45	45			CTAAH.45	1514	CTABH.45	2147
Back-Paint Glass 42.5h (72h) ‡	w	1.2d	42.5h	Panel Only		With Shelf Slot	
Back Panel42.5/BPGlass: 18	18			CTDAH.18	1683	CTDBH.18	1934
Back Panel42.5/BPGlass: 30	30			CTDAH.30	2273	CTDBH.30	2693
Back Panel42.5/BPGlass: 36	36			CTDAH.36	2498	CTDBH.36	3002
Back Panel42.5/BPGlass: 45	45			CTDAH.45	2834	CTDBH.45	3464
Metal 42.5h (72h) ‡	w	1.2d	42.5h	Panel Only		With Shelf Slot	
Back Panel42.5/Metal: 18	18			CTEAH.18	1574	CTEBH.18	1826
Back Panel42.5/Metal: 30	30			CTEAH.30	1795	CTEBH.30	2216
Back Panel42.5/Metal: 36	36			CTEAH.36	1912	CTEBH.36	2418
Back Panel42.5/Metal: 45	45			CTEAH.45	2082	CTEBH.45	2712

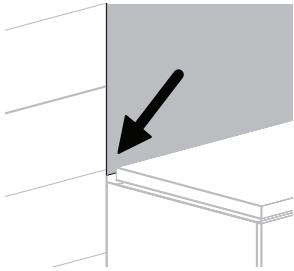
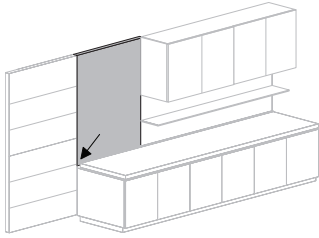
! Notes:

- All panels have MBN Brushed Nickel frames and include mounting hardware.
- Panels listed above are to be used with full-depth tops and pedestals with no extended sides.
- Wood Veneer includes all Wood1 finishes; inquire regarding other species/colors.
- Metal face panel finish is MSBN Satin Brushed Nickel (~MBN).

+ Options:

- Specify Back-Painted Glass color: S.BLK Black or S.BWT White. Color matching available.
- For BPGlass/Magnet surface change item CTD? to CTJ? and add \$5 per inch of width.
- For Veneer/Magnet surface change item CTA? to CTH? and add \$5 per inch of width.
- For Metal/Magnet surface change item CTE? to CTK? and add \$5 per inch of width.

Back Panels 85, Bypass Surface



		Product No.	List \$	Product No.	List \$
Wood Veneer 58.3h (85h) ‡	w 1.2d58.3h	Panel Only		With Shelf Slot	
Back Panel58.3/Wood: 18	18	CTAAJ.18	1542	CTABJ.18	1919
Back Panel58.3/Wood: 30	30	CTAAJ.30	1716	CTABJ.30	2348
Back Panel58.3/Wood: 36	36	CTAAJ.36	1813	CTABJ.36	2568
Back Panel58.3/Wood: 45	45	CTAAJ.45	1950	CTABJ.45	2897
Back-Paint Glass 58.3h (85h) ‡	w 1.2d58.3h	Panel Only		With Shelf Slot	
Back Panel58.3/BPGlass: 18	18	CTDAJ.18	2126	CTDBJ.18	2504
Back Panel58.3/BPGlass: 30	30	CTDAJ.30	2878	CTDBJ.30	3508
Back Panel58.3/BPGlass: 36	36	CTDAJ.36	3166	CTDBJ.36	3925
Back Panel58.3/BPGlass: 45	45	CTDAJ.45	3596	CTDBJ.45	4543
Metal 58.3h (85h) ‡	w 1.2d58.3h	Panel Only		With Shelf Slot	
Back Panel58.3/Metal: 18	18	CTEAJ.18	1988	CTEJ.18	2368
Back Panel58.3/Metal: 30	30	CTEAJ.30	2280	CTEJ.30	2910
Back Panel58.3/Metal: 36	36	CTEAJ.36	2434	CTEJ.36	3192
Back Panel58.3/Metal: 45	45	CTEAJ.45	2659	CTEJ.45	3605

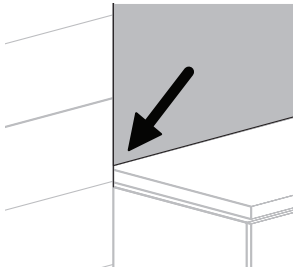
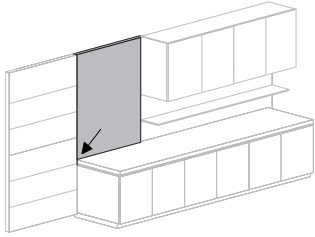
! Notes:

- All panels have MBN Brushed Nickel frames and include mounting hardware.
- Panels listed above are for pedestals with extensions.
- Wood Veneer includes all Wood1 finishes; inquire regarding other species/colors.
- Metal face panel finish is MSBN Satin Brushed Nickel (~MBN).

+ Options:

- Specify Back-Painted Glass color: S.BLK Black or S.BWT White. Color matching available.
- For BPGlass/Magnet surface change item CTD? to CTJ? and add \$8 per inch of width.
- For Veneer/Magnet surface change item CTA? to CTH? and add \$8 per inch of width.
- For Metal/Magnet surface change item CTE? to CTK? and add \$8 per inch of width.

Back Panels 85, Flush to Surface



		Product No.	List \$	Product No.	List \$
Wood Veneer 55.5h (85h) ‡		w 1.2d55.5h		Panel Only	With Shelf Slot
Back Panel55.5/Wood: 18	18	CTAAK.18	1526	CTABK.18	1906
Back Panel55.5/Wood: 30	30	CTAAK.30	1694	CTABK.30	2327
Back Panel55.5/Wood: 36	36	CTAAK.36	1788	CTABK.36	2546
Back Panel55.5/Wood: 45	45	CTAAK.45	1916	CTABK.45	2864
Back-Paint Glass 55.5h (85h) ‡		w 1.2d55.5h		Panel Only	With Shelf Slot
Back Panel55.5/BPGlass: 18	18	CTDAK.18	2111	CTDBK.18	2491
Back Panel55.5/BPGlass: 30	30	CTDAK.30	2855	CTDBK.30	3485
Back Panel55.5/BPGlass: 36	36	CTDAK.36	3143	CTDBK.36	3901
Back Panel55.5/BPGlass: 45	45	CTDAK.45	3564	CTDBK.45	4510
Metal 55.5h (85h) ‡		w 1.2d55.5h		Panel Only	With Shelf Slot
Back Panel55.5/Metal: 18	18	CTEAK.18	1977	CTEBK.18	2353
Back Panel55.5/Metal: 30	30	CTEAK.30	2258	CTEBK.30	2891
Back Panel55.5/Metal: 36	36	CTEAK.36	2408	CTEBK.36	3164
Back Panel55.5/Metal: 45	45	CTEAK.45	2626	CTEBK.45	3572

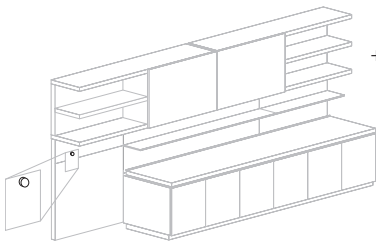
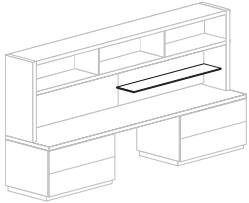
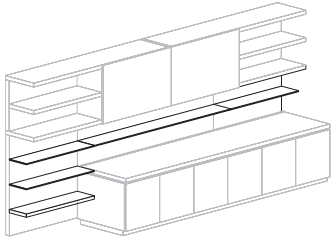
! Notes:

- All panels have MBN Brushed Nickel frames and include mounting hardware.
- Panels listed above are to be used with full-depth tops and pedestals with no extended sides.
- Wood Veneer includes all Wood1 finishes; inquire regarding other species/colors.
- Metal face panel finish is MSBN Satin Brushed Nickel (~MBN).

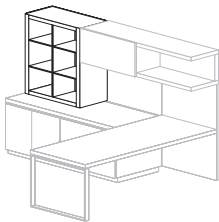
+ Options:

- Specify Back-Painted Glass color: S.BLK Black or S.BWT White. Color matching available.
- For BPGlass/Magnet surface change item CTD? to CTJ? and add \$8 per inch of width.
- For Veneer/Magnet surface change item CTA? to CTH? and add \$8 per inch of width.
- For Metal/Magnet surface change item CTE? to CTK? and add \$8 per inch of width.

Back Panel Accessories



Hutches, Full Height Shelving



			Product No.	List \$	Product No.	List \$
Shelves for Back Panels	w	9d	Metal		Wood 2-in	
Back Panel/Shelf: 18	18		CNF.18	378	CNG.18	638
Back Panel/Shelf: 30	30		CNF.30	443	CNG.30	827
• Back Panel/Shelf: 36	36		CNF.36	492	CNG.36	882
Back Panel/Shelf: 45	45		CNF.45	575	CNG.45	914
Back Panel/Shelf: 54	54		CNF.54	739	CNG.54	969
Back Panel/Shelf: 60	60		CNF.60	821	CNG.60	1008
• Back Panel/Shelf: 72	72		CNF.72	902	CNG.72	1071
Back Panel/Shelf: 90	90		n/a		CNG.90	1166
Back Panel/Shelf: 108	108		n/a		CNG.108	1276

			Product No.	List \$	Product No.	List \$
Shelves for Hutch Backs	w	9d	Metal		Wood 2-in	
Hutch Back/Shelf: 18	14		CNF.14	378	CNG.14	638
Hutch Back/Shelf: 30	26		CNF.26	443	CNG.26	827
Hutch Back/Shelf: 36	32		CNF.32	492	CNG.32	882
Hutch Back/Shelf: 54	50		CNF.50	739	CNG.50	969
Hutch Back/Shelf: 60	56		CNF.56	821	CNG.56	1008
Hutch Back/Shelf: 72	68		CNF.68	902	CNG.68	1071
Hutch Back/Shelf: 90	86		n/a		CNG.86	1166
• Hutch Back/Shelf: 108 [2]	104 (2x52)		CNF.52	750	CNG.52	977

! Notes:

Metal shelf finish is MRBAS Resin Brushed Aluminum with Steel Tint (~MBN).

Hutch Back Panels 108w are in two [2] sections; two shelves at 52w are required for full width use.

Maximum load on Back Panel/Shelves is 10 pounds per linear foot.

+ Options:

Prices for wood include all Wood1 finishes; inquire regarding other species/colors.

			Product No.	List \$	Product No.	List \$
For Magnetized Back Panels	.8w	.8d				
Magnet			CNL	72		

! Notes:

Finish is MBN Brushed Nickel.

24.5h—54h installed	w	15d	Shv			
Hutch54: Shelving2 18	18		2\0	CLKAB.5418	1704	
Hutch54: Shelving2 36	36		0\2	CLKAB.5436	2216	
42.5h—72 installed	w	15d	Shv			
Hutch72: Shelving3 18	18		3\0	CLKAB.7218	2039	
• Hutch72: Shelving3 36	36		0\3	CLKAB.7236	2807	
55.5h—85 installed	w	15d	Shv			
Hutch85: Shelving4 18	18		4\0	CLKAB.8518	2315	
Hutch85: Shelving4 36	36		0\4	CLKAB.8536	3322	

! Notes:

Metal shelves and dividers have an MRBAS Resin Brushed Aluminum with Steel Tint finish

Units under (72h installed) have an A grade top surface.

Units (72h installed) and higher have a 3 grade top surface.

Units have an unfinished back and are designed to go up against a wall.

Number of shelves varies approximately on 13-in openings.

Full-Height Hutches are not to be placed directly on runoff top-to-wall connections.

Hutch heights and depths may not be modified.

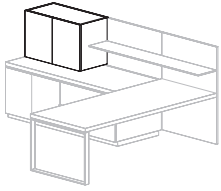
Avoid Pencil-Stop Trim use directly below full-height hutches; specify shorter trim width as needed.

Specify: Product Number
Quantity
Tagging
Wood Finish
Hardware Finish

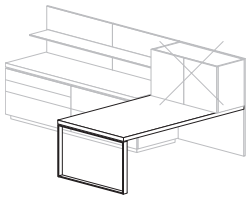
• Denotes Item is illustrated.
- Includes locks.
‡ Requires field sub-assembly.

Prices listed in Wood1 Finishes.

Hutches, Full Height Cabinet



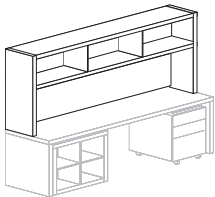
				Product No.	List \$
24.5h—54h installed	w	15d	Shv		
Hutch56: Cabinet2 LH 18	18		2\0	CLMLB.5418	1622
Hutch56: Cabinet2 RH 18	18		2\0	CLMMB.5418	1622
Hutch56: Cabinet2 30	30		0\2	CLMNB.5430	1853
• Hutch56: Cabinet2 36	36		0\2	CLMNB.5436	2111
42.5h—72 installed	w	15d	Shv		
Hutch72: Cabinet3 LH 18	18		3\0	CLMLB.7218	1942
Hutch72: Cabinet3 RH 18	18		3\0	CLMMB.7218	1942
Hutch72: Cabinet3 30	30		0\3	CLMNB.7230	2159
Hutch72: Cabinet3 36	36		0\3	CLMNB.7236	2674
55.5h—85 installed	w	15d	Shv		
Hutch85: Cabinet4 LH 18	18		4\0	CLMLB.8518	2204
Hutch85: Cabinet4 RH 18	18		4\0	CLMMB.8518	2204
Hutch85: Cabinet4 30	30		0\4	CLMNB.8530	2624
Hutch85: Cabinet4 36	36		0\4	CLMNB.8536	3162



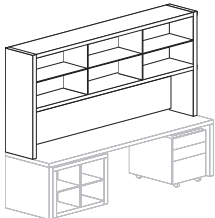
! Notes:

- Units under 42.5h (72h installed) have an A grade top surface.
- Units 42.5h (72h installed) and higher have a 3 grade top surface.
- Units have an unfinished back and are designed to go up against a wall.
- Number of adjustable shelves varies approximately on 13-in openings.
- Full-Height Hutches are not to be placed directly on runoff top-to-wall connections.
- Avoid Pencil-Stop Trim use directly below full-height hutches; specify shorter trim width as needed.

Hutches, Open Shelving



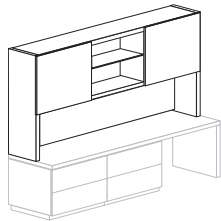
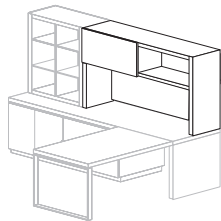
42.5h (72 installed)	w	15d	Shvs	Wood1	
Hutch: Shlvg1 18	18		1	CMRFD.18	2047
Hutch: Shlvg1 36	36		1	CMRFD.36	2447
Hutch: Shlvg1 54	54		2	CMRFD.54	2965
Hutch: Shlvg1 72	72		2	CMRFD.72	3266
Hutch: Shlvg1 90	90		3	CMRFD.90	4180
Hutch: Shlvg1 108	108		3	CMRFD.108	5813
55.5h (85 installed)	w	15d	Shvs	Wood1	
Hutch: Shlvg2 18	18		2	CMRGD.18	2570
Hutch: Shlvg2 36	36		2	CMRGD.36	2954
Hutch: Shlvg2 54	54		4	CMRGD.54	4268
Hutch: Shlvg2 72	72		4	CMRGD.72	5444
• Hutch: Shlvg2 90	90		6	CMRGD.90	7342



! Notes:

- Metal shelves and dividers have an MRBAS Resin Brushed Aluminum with Steel Tint finish
- Load rating is 50 lbs/lin-ft on shelves.
- Units have a 2-grade top surface.
- Hutch heights and depths may not be modified.
- !! IMPORTANT: Specify Hutch Back Panel from listing on a following page.
- Avoid Pencil-Stop Trim use directly below full-height hutches; specify shorter trim width as needed.

Hutches, Sliding Doors



			Product No.	List \$	Product No.	List \$
42.5h 15.8d	w	Wood1 Doors			BPGlass Doors	
Hutch: SlidingDoor1 36	36	CMUFL.36	2744		CMWFL.36	3217
Hutch: SlidingDoor1 54	54	CMUFL.54	3202		CMWFL.54	3722
• Hutch: SlidingDoor1 60	60	CMUFL.60	3645		CMWFL.60	4228
Hutch: SlidingDoor1 72	72	CMUFL.72	4026		CMWFL.72	4700
Hutch: SlidingDoor1 90	90	CMUFR.90	5248		CMWFR.90	6369
Hutch: SlidingDoor1 108	108	CMUFR.108	7173		CMWFR.108	8759

			Product No.	List \$	Product No.	List \$
55.5h 15.8d	w	Wood1 Doors			BPGlass Doors	
Hutch: SlidingDoor2 36	36	CMUGL.36	3627		CMWGL.36	4283
Hutch: SlidingDoor2 54	54	CMUGL.54	4286		CMWGL.54	5020
Hutch: SlidingDoor2 60	60	CMUGL.60	4980		CMWGL.60	5807
Hutch: SlidingDoor2 72	72	CMUGL.72	5552		CMWGL.72	6527
• Hutch: SlidingDoor2 90	90	CMUGR.90	6889		CMWGR.90	8521

! Notes:

Metal shelves and dividers have an MRBAS Resin Brushed Aluminum with Steel Tint finish (~MBN). BPGlass door frame finish is MBN Brushed Nickel.

Units have a 2-grade top surface.

Units with closed ends and one sliding door are non-handed; the door can rest on either side.

Units under 90w have one door; units 90 and over have two doors.

All units accept ambient overhead lights and undershelf task lights.

Hutch heights and depths may not be modified.

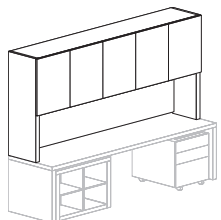
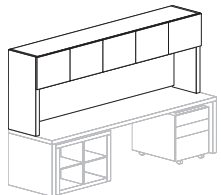
!! IMPORTANT: Specify Hutch Back Panel from listing on following page.

Avoid Pencil-Stop Trim use directly below full-height hutches; specify shorter trim width as needed.

+ Options:

Specify Back-Painted Glass color: S.BLK Black or S.BWT White. Color matching available.

Hutches, Cabinet Doors



			Product No.	List \$
42.5h 15d	w	Wood1 Doors		
Hutch: Cabinet1 LH 18	18	CMUHD.18	2218	
Hutch: Cabinet1 RH 18	18	CMUJD.18	2218	
Hutch: Cabinet1 36	36	CMUKD.36	2789	
Hutch: Cabinet1 54	54	CMUKD.54	3298	
Hutch: Cabinet1 72	72	CMUKD.72	3808	
• Hutch: Cabinet1 90	90	CMUKD.90	4373	
Hutch: Cabinet1 108	108	CMUKD.108	5663	

			Product No.	List \$
55.5h 15d	w	Wood1 Doors		
Hutch: Cabinet2 LH 18	18	CMULD.18	2609	
Hutch: Cabinet2 RH 18	18	CMUMD.18	2609	
Hutch: Cabinet2 36	36	CMUND.36	3233	
Hutch: Cabinet2 54	54	CMUND.54	4425	
Hutch: Cabinet2 72	72	CMUND.72	5618	
• Hutch: Cabinet2 90	90	CMUND.90	6397	

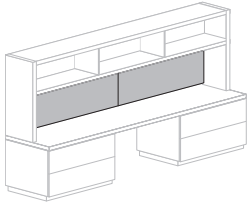
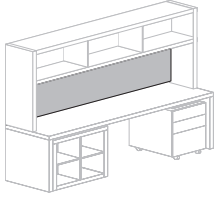
! Notes:

Units have a 2-grade top surface.

!! IMPORTANT: Specify Hutch Back Panel from listing on following page.

Avoid Pencil-Stop Trim use directly below full-height hutches; specify shorter trim width as needed.

Hutch Back Panels



			Product No.	List \$	Product No.	List \$
Wood1 Veneer 24h 1.2th ‡	w	1.2d 24h	Panel Only		With Shelf Slot	
Hutch Back24/Wood1: 18	14		CNAAL.18	773	CNABL.18	901
Hutch Back24/Wood1: 36	32		CNAAL.36	928	CNABL.36	1181
Hutch Back24/Wood1: 54	50		CNAAL.54	1085	CNABL.54	1463
Hutch Back24/Wood1: 60	56		CNAAL.60	1140	CNABL.60	1561
Hutch Back24/Wood1: 72	68		CNAAL.72	1241	CNABL.72	1746
• Hutch Back24/Wood1: 90	86		CNAAL.90	1379	CNABL.90	2012
• Hutch Back24/Wood1:108	104/2		CNAAL.108	2169	CNABL.108	2927
Back-Paint Glass 24h 1.2th ‡	w	1.2d 24h	Panel Only		With Shelf Slot	
Hutch Back24/BPGlass: 18	14		CNDAL.18	1069	CNDBL.18	1194
Hutch Back24/BPGlass: 36	32		CNDAL.36	1520	CNDBL.36	1774
Hutch Back24/BPGlass: 54	50		CNDAL.54	1972	CNDBL.54	2350
Hutch Back24/BPGlass: 60	56		CNDAL.60	2128	CNDBL.60	2550
Hutch Back24/BPGlass: 72	68		CNDAL.72	2424	CNDBL.72	2930
• Hutch Back24/BPGlass: 90	86		CNDAL.90	3352	CNDBL.90	3983
• Hutch Back24/BPGlass:108	104/2		CNDAL.108	3941	CNDBL.108	4703
Metal 24h 1.2th ‡	w	1.2d 24h	Panel Only		With Shelf Slot	
Hutch Back24/Metal: 18	14		CNEAL.18	862	CNEBL.18	985
Hutch Back24/Metal: 36	32		CNEAL.36	1103	CNEBL.36	1353
Hutch Back24/Metal: 54	50		CNEAL.54	1345	CNEBL.54	1725
Hutch Back24/Metal: 60	56		CNEAL.60	1433	CNEBL.60	1854
Hutch Back24/Metal: 72	68		CNEAL.72	1589	CNEBL.72	2093
• Hutch Back24/Metal: 90	86		CNEAL.90	1816	CNEBL.90	2447
• Hutch Back24/Metal:108	104/2		CNEAL.108	2690	CNEBL.108	3446

! Notes:

- Back Panels for 108w hutches are produced in two sections (104/2).
- Wood offering includes all Wood1 finishes; inquire regarding other species/colors.
- Avoid Pencil-Stop Trim use directly below full-height hutches; specify shorter trim width as needed.

+ Options:

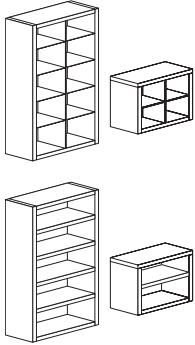
- Specify Back-Painted Glass color: S.BLK Black or S.BWT White. Color matching available.
- For BPGlass/Magnet surface change item CND? to CNJ? and add \$4 per inch of width.
- For Veneer/Magnet surface change item CNA? to CNH? and add \$4 per inch of width.
- For Metal/Magnet surface change item CNE? to CNK? and add \$4 per inch of width.

Specify: Product Number
 Quantity
 Tagging
 Wood Finish
 Hardware Finish

- Denotes Item is illustrated.
- ~ Includes locks.
- ‡ Requires field sub-assembly.

Prices listed in Wood1 Finishes.

Towers, Shelving

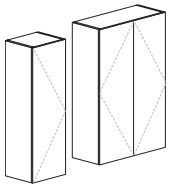


				Product No.	List \$	Product No.	List \$
27 high	w	14.3d	27h	Metal Shelves		Wood Shelves	
Tower 27/15: Shelving 18	18			CPAA.1815	1883	CPBA.1815	1691
• Tower 27/15: Shelving 30	30			CPAA.3015	2492	CPBA.3015	2243
Tower 27/15: Shelving 36	36			CPAA.3615	2645	CPBA.3615	2381
54 high	w	14.3d	54h	Metal Shelves		Wood Shelves	
Tower 54/15: Shelving 18	18			CPAC.1815	2591	CPBC.1815	2330
Tower 54/15: Shelving 30	30			CPAC.3015	3471	CPBC.3015	3124
Tower 54/15: Shelving 36	36			CPAC.3615	3680	CPBC.3615	3312
72 high	w	14.3d	72h	Metal Shelves		Wood Shelves	
Tower 72/15: Shelving 18	18			CPAD.1815	3040	CPBD.1815	2736
Tower 72/15: Shelving 30	30			CPAD.3015	4104	CPBD.3015	3694
• Tower 72/15: Shelving 36	36			CPAD.3615	4348	CPBD.3615	3911
85 high	w	14.3d	85h	Metal Shelves		Wood Shelves	
Tower 85/15: Shelving 18	18			CPAE.1815	3472	CPBE.1815	3124
Tower 85/15: Shelving 30	30			CPAE.3015	4616	CPBE.3015	4154
Tower 85/15: Shelving 36	36			CPAE.3615	5003	CPBE.3615	4499

! Notes:

Metal shelves and dividers have an MRBAS Resin Brushed Aluminum with Steel Tint finish (~MBN).
 Number of shelves varies with height of unit: 3 shlvs @ 54h, 4 shlvs @ 72h, and 5 shlvs @ 85h.
 Units under 72h have an A-grade top surface; units 72h or more have a 3-grade top surface.
 Unfinished backs are standard.
 Metal Shelves are fixed and cannot be modified dimensionally.

Towers, Cabinet



54 high	w	14.3d	54h	Unfinished Back			
Tower 54/15: Cabinet LH 18	18			CPCC.1815	2444		
Tower 54/15: Cabinet RH 18	18			CPDC.1815	2444		
Tower 54/15: Cabinet LH 24	24			CPCC.2415	2767		
Tower 54/15: Cabinet RH 24	24			CPDC.2415	2767		
Tower 54/15: Cabinet DBL 30	30			CPEC.3015	3275		
Tower 54/15: Cabinet DBL 36	36			CPEC.3615	3471		
72 high	w	14.3d	72h	Unfinished Back			
Tower 72/15: Cabinet LH 18	18			CPCD.1815	2867		
• Tower 72/15: Cabinet RH 18	18			CPDD.1815	2867		
Tower 72/15: Cabinet LH 24	24			CPCD.2415	3290		
Tower 72/15: Cabinet RH 24	24			CPDD.2415	3290		
Tower 72/15: Cabinet DBL 30	30			CPED.3015	3870		
• Tower 72/15: Cabinet DBL 36	36			CPED.3615	4101		
85 high	w	14.3d	85h	Unfinished Back			
Tower 85/15: Cabinet LH 18	18			CPCE.1815	3276		
Tower 85/15: Cabinet RH 18	18			CPDE.1815	3276		
Tower 85/15: Cabinet LH 24	24			CPCE.2415	3785		
Tower 85/15: Cabinet RH 24	24			CPDE.2415	3785		
Tower 85/15: Cabinet DBL 30	30			CPEE.3015	4354		
Tower 85/15: Cabinet DBL 36	36			CPEE.3615	4718		

! Notes:

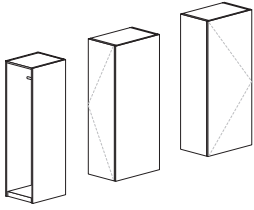
Double door units have touch latches.
 Locks are optional.
 Number of shelves varies with height of unit: 3 shlvs @ 54h, 4 shlvs @ 72h, and 5 shlvs @ 85h.
 Units under 72h have an A-grade top surface; units 72h or more have a 3-grade top surface.
 Unfinished backs are standard.
 Cabinet Towers include adjustable wood shelves.

Specify: Product Number
 Quantity
 Tagging
 Wood Finish
 Hardware Finish

• Denotes Item is illustrated.
 ~ Includes locks.
 ‡ Requires field sub-assembly.

Prices listed in Wood1 Finishes.

Towers, Garment



			Product No.	List \$	Product No.	List \$
Side Access 18w		18w 14.3d h	Open Access		With Door	
Tower 54/15: Grmt/Side LH 18		54	CPKC.1815	1881	CPGC.1815	2213
Tower 54/15: Grmt/Side RH 18		54	CPLC.1815	1881	CPJC.1815	2213
Tower 72/15: Grmt/Side LH 18		72	CPKD.1815	2111	CPGD.1815	2487
• Tower 72/15: Grmt/Side RH 18		72	CPLD.1815	2111	CPJD.1815	2487
Tower 85/15: Grmt/Side LH 18		85	CPKE.1815	2505	CPGE.1815	2948
Tower 85/15: Grmt/Side RH 18		85	CPLE.1815	2505	CPJE.1815	2948
Side Access 24w		24w 14.3d h	Open Access		With Door	
Tower 54/15: Grmt/Side LH 24		54	CPKC.2415	2216	CPGC.2415	2606
Tower 54/15: Grmt/Side RH 24		54	CPLC.2415	2216	CPJC.2415	2606
• Tower 72/15: Grmt/Side LH 24		72	CPKD.2415	2499	• CPGD.2415	2939
Tower 72/15: Grmt/Side RH 24		72	CPLD.2415	2499	CPJD.2415	2939
Tower 85/15: Grmt/Side LH 24		85	CPKE.2415	2984	CPGE.2415	3512
Tower 85/15: Grmt/Side RH 24		85	CPLE.2415	2984	CPJE.2415	3512
Front Access 24w		24w 14.3d h			With Door	
Tower 54/15: Grmt/Front LH 24		54			CPFC.2415	2606
Tower 54/15: Grmt/Front RH 24		54			CPHC.2415	2606
Tower 72/15: Grmt/Front LH 24		72			CPFD.2415	2939
• Tower 72/15: Grmt/Front RH 24		72			CPHD.2415	2939
Tower 85/15: Grmt/Front LH 24		85			CPFE.2415	3512
Tower 85/15: Grmt/Front RH 24		85			CPHE.2415	3512
Front Access 18w (Full Depth)		18w 23.3d h			With Door	
Tower 54/24: Grmt/Front LH 18		54			CPFC.1824	2836
Tower 54/24: Grmt/Front RH 18		54			CPHC.1824	2836
Tower 72/24: Grmt/Front LH 18		72			CPFD.1824	3223
Tower 72/24: Grmt/Front RH 18		72			CPHD.1824	3223
Tower 85/24: Grmt/Front LH 18		85			CPFE.1824	3880
Tower 85/24: Grmt/Front RH 18		85			CPHE.1824	3880
Front Access 18w (Full Depth-Ext)		18w 25.9d h			With Door	
Tower 54/26: Grmt/Front LH 18		54			CPFC.1826	2975
Tower 54/26: Grmt/Front RH 18		54			CPHC.1826	2975
Tower 72/26: Grmt/Front LH 18		72			CPFD.1826	3392
Tower 72/26: Grmt/Front RH 18		72			CPHD.1826	3392
Tower 85/26: Grmt/Front LH 18		85			CPFE.1826	4076
Tower 85/26: Grmt/Front RH 18		85			CPHE.1826	4076

! Notes:

- Bottoms on Open Access units have an MSBN Satin Brushed Nickel finish.
- Locks are optional.
- Units 85h have a shelf above the coat rod.
- Units under 72h have an A-grade top surface.
- Units 72h or more have a 3-grade top surface.
- Unfinished backs are standard.

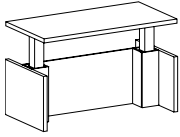
Specify: Product Number
 Quantity
 Tagging
 Wood Finish
 Hardware Finish

- Denotes Item is illustrated.
- ~ Includes locks.
- ‡ Requires field sub-assembly.

Prices listed in Wood1 Finishes.

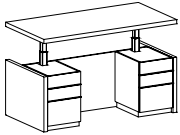
Adjustable Height

Desks/Panel Base-Modesty



Product No.	List \$	Product No.	List \$	Product No.	List \$
29.5-45h		30d		36d	
Desk/Panel 60w		CACCB.6030AH	6909	CACCB.6036AH	7067
Desk/Panel 66w		CACCB.6630AH	6996	CACCB.6636AH	7146
Desk/Panel 72w		CACCB.7230AH	7106	CACCB.7236AH	7274
Desk/Panel 78w		—		CACCB.7836AH	7358

Desks/Double Pedestal-Modesty



Product No.	List \$	Product No.	List \$	Product No.	List \$
29.5-45h		30d		36d	
Desk/Panel 66w		CCA?B.6630AH	8165	CCA?B.6636AH	8747
Desk/Panel 72w		CCA?B.7230AH	8242	CCA?B.7236AH	8844
Desk/Panel 78w		CCA?B.7830AH	8347	CCA?B.7836AH	8932

? Specify configuration (user's left-right) by modifying the Product Number:

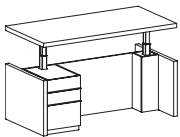
For 2BF-2BF, change the 4th digit from ? to A

For 2F-2F, change the 4th digit from ? to B

For 2BF-2F, change the 4th digit from ? to C

For 2F-2BF, change the 4th digit from ? to D

Desks/Single Pedestal-Modesty



Product No.	List \$	Product No.	List \$	Product No.	List \$
29.5-45h		30d		36d	
Desk/Panel 66w		CCA?B.6630AH	7636	CCA?B.6636AH	8180
Desk/Panel 72w		CCA?B.7230AH	7714	CCA?B.7236AH	8219
Desk/Panel 78w		CCA?B.7830AH	7779	CCA?B.7836AH	8286

? Specify configuration (user's left-right) by modifying the Product Number:

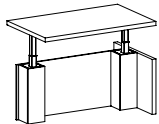
For P base-2BF, change the 4th digit from ? to E

For P base-2F, change the 4th digit from ? to F

For 2BF-P base, change the 4th digit from ? to G

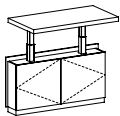
For 2F-P base, change the 4th digit from ? to H

Runoffs/Plinth-Modesty



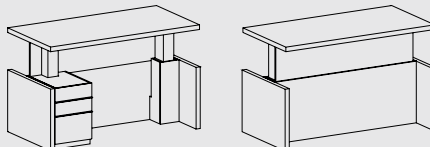
Product No.	List \$	Product No.	List \$	Product No.	List \$
29.5-45h		24d		30d	
Runoff LH 42w		CDCEB.4224AH	7256	CDCEB.4230AH	7383
Runoff LH 48w		CDCEB.4824AH	7294	CDCEB.4830AH	7429
Runoff LH 54w		CDCEB.5424AH	7334	CDCEB.5430AH	7475
Runoff LH 60w		CDCEB.6024AH	7405	CDCEB.6030AH	7520
Runoff RH 42w		CDDEB.4224AH	7256	CDDEB.4230AH	7383
Runoff RH 48w		CDDEB.4824AH	7294	CDDEB.4830AH	7429
Runoff RH 54w		CDDEB.5424AH	7334	CDDEB.5430AH	7475
Runoff RH 60w		CDDEB.6024AH	7405	CDDEB.6030AH	7520

Bridges/Modesty



Product No.	List \$	Product No.	List \$
29.5-45h		Finished Back	
Bridge 36w 9d		CEBB.3624AH	5924
Bridge 42w 9d		CEBB.4224AH	6362
Bridge 48w 9d		CEBB.4824AH	6640
Bridge 54w 9d		CEBB.5424AH	6911

Inquire with Customer Service about adding lift shrouds and modesty panels that follow the top.



Specify: Product Number
Quantity
Tagging
Metal Finish
Wood Finish

• Denotes Item is illustrated.
- Includes locks.
‡ Requires field sub-assembly.

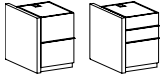
Prices listed in Wood1 Finishes.

Tops



	Product No.	List \$	Product No.	List \$	Product No.	List \$
2th	24d		30d		36d	
Tops 42w	CDGB.4224AH	1311	CDGB.4230AH	1373	CDGB.4236AH	1431
Tops 48w	CDGB.4824AH	1351	CDGB.4830AH	1418	CDGB.4836AH	1484
Tops 54w	CDGB.5424AH	1389	CDGB.5430AH	1464	CDGB.5436AH	1542
Tops 60w	CDGB.6024AH	1462	CDGB.6030AH	1511	CDGB.6036AH	1592
Tops 72w	CDGB.7224AH	1497	CDGB.7230AH	1553	CDGB.7236AH	1645
Tops 78w	CDGB.7824AH	1533	CDGB.7830AH	1597	CDGB.7836AH	1697

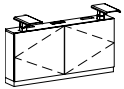
Modular Pedestals



	Finished Back	
Pedestals	CJBUG24AH	(sum)
27h	Configuration Code	
2File 18w LH End Panel	WL	2743
2File 18w RH End Panel	WR	2743
2BF 18w LH End Panel	YL	2771
2BF 18w RH End Panel	YR	2771
27h		
Plinth 9w 9d	ZA	2627
Plinth 9w 14d	ZB	2696
Plinth 9w 18d	ZC	2740
Plinth 9w 24d	ZD	2828
Plinth 9w 30d	ZE	2894
Plinth 9w 36d	ZF	2972



Wall Hung Plinths



29.5-45h	Unfinished Back	
Wall Hung Plinth 54w 9d	CJBUWH54AH	5790
Wall Hung Plinth 60w 9d	CJBUWH60AH	6048
Wall Hung Plinth 66w 9d	CJBUWH66AH	6290
Wall Hung Plinth 72w 9d	CJBUWH72AH	6545
Wall Hung Plinth 78w 9d	CJBUWH78AH	6800

! Notes:

- Short plinth must be attached to adjacent credenza for support.
- 2 short plinths cannot be used on one desk.
- All worksurfaces have 1" space to adjacent surfaces for pinch point.
- 45" maximum worksurface height.
- Tops are 2" thick.
- Inquire with Customer Service regarding widths over 78".
- Default leg color is Black.
- Each top is designed to accept 30lbs. of added weight for computers and user items.
- Wall Hung unit has accessory power supplied with unit (1 Duplex, 2 USB Power).
- Units come with 72" soft plug power cord.
- Metal toeboard finish is MSBN Satin Brushed Nickel (~MBN).
- All metal toeboards are flush on ends.
- Face locks are included on all pedestals except where noted. For no locks, specify Option NL.
- Locks not available on bridge and wall hung units.
- All units have finished backs unless otherwise noted.
- Tops are not included with Bridges or Wall Hung units.
- Tops are maximum depth of 24" on Bridge and Wall Hung units.

+ Options:

- For shrouds over legs, specify Option SH; add \$473.
- #REF!
- Inquire with Customer Service regarding alternate leg color options (White or Silver).

Specify: Product Number
 Quantity
 Tagging
 Metal Finish
 Wood Finish

- Denotes Item is illustrated.
- Includes locks.
- ‡ Requires field sub-assembly.

Prices listed in Wood1 Finishes.

Introduction

Terms & Options

Power-Data

Casegoods

Andavi

Atheneum

Coda

Danza

Geneva

Uffizi

Reception

Arrive

Prima

Uffizi

Conference

Carina

Duende

Faraday

Geneva

Karo

Meich

Oblique

Rhoi

Ryvit

Tryg

Univers

Advantage

Coda-Vee

Coda-Wire

Coda-X

Spyda

Uffizi-Loop

Zi-AD

Seating

Occasional Tables

PRICING & SPECIFICATION GUIDE
Arrive Collection

May 1, 2023

TUOHY



Reception: **Arrive**

Design: TUOHY Design Team

Desks with Panel	BA4
Runoffs	BA5
Bridges	BA5
Accessory Shelves	BA5
Credenza Tops & End Panels	BA6
Pedestals	BA7
Towers	BA7

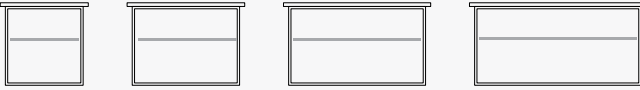
Drawer Layouts: Plan View

Slides: Side-Mount

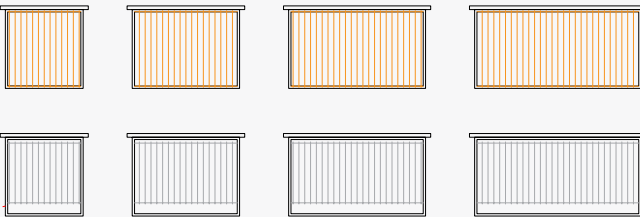
Pedestal Units 18d
Drawers 16d

18w 24w 30w 36w

Box Drawers w Divider



File Drawers: Lateral


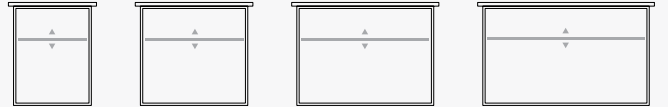


File Drawers: Front-to-Back



Pedestal Units 24d
Drawers 20.1d

18w 24w 30w 36w



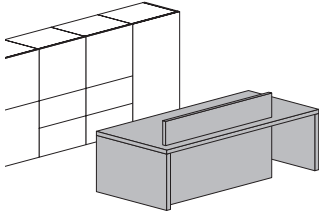
DRAWER CONSTRUCTION

A fine point for a quality casegood product is the inner drawer construction. Each TUOHY casegood offers you uncompromised excellence in this area as well. Drawer boxes are constructed with dovetail joinery for maximum durability. The drawer face is mounted separately to this box (i.e., five-sided construction) to maintain integrity.

Drawer bottoms are dadoed on all four sides. Slides for box drawers are rated at 100 pounds per drawer; slides for file drawers are rated at a heavy duty 150 pound load per drawer. All slides have progressive action.

Box drawers have a removable divider, adjustable when depicted (±). File drawers have suspension rods for filing laterally or front-to-back, as depicted. For Drawers for Lap Area, Drawer Pencil Tray, and Locks: See the Introduction/Terms-Options section of the Master Price List, page 12.

Desks with Panel



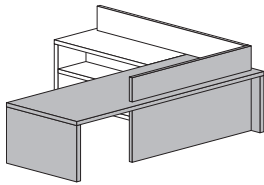
		Product No.	\$	Product No.	\$	Product No.	\$
Wood1 Shell 36d 42.4h	ADA	Wood1 Privacy Pnl		Wood2 Privacy Pnl		Acrylic Solid PrivPnl	
Desk 78w 36d LH	24	RALW7836	4613	RALX7836	4936	RALK7836	7539
• Desk 78w 36d RH	24	RARW7836	4613	RARX7836	4936	RARK7836	7539
Desk 84w 36d LH	24	RALW8436	4676	RALX8436	5003	RALK8436	7655
Desk 84w 36d RH	24	RARW8436	4676	RARX8436	5003	RARK8436	7655
Desk 90w 36d LH	28	RALW9036	4744	RALX9036	5076	RALK9036	7771
Desk 90w 36d RH	28	RARW9036	4744	RARX9036	5076	RARK9036	7771
• Desk 96w 36d LH	32	RALW9636	4823	RALX9636	5161	RALK9636	7940
Desk 96w 36d RH	32	RARW9636	4823	RARX9636	5161	RARK9636	7940
Desk 102w 36d LH	32	RALW10236	5111	RALX10236	5469	RALK10236	8535
Desk 102w 36d RH	32	RARW10236	5111	RARX10236	5469	RARK10236	8535
Desk 108w 36d LH	32	RALW10836	5639	RALX10836	6034	RALK10836	9326
Desk 108w 36d RH	32	RARW10836	5639	RARX10836	6034	RARK10836	9326
Desk 114w 36d LH	36	RALW11436	5719	RALX11436	6119	RALK11436	9494
Desk 114w 36d RH	36	RARW11436	5719	RARX11436	6119	RARK11436	9494
Desk 120w 36d LH	36	RALW12036	5846	RALX12036	6255	RALK12036	9872
Desk 120w 36d RH	36	RARW12036	5846	RARX12036	6255	RARK12036	9872

! Notes:

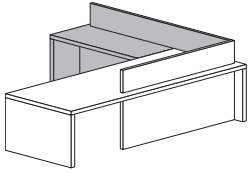
Acrylic Solid Surface standard is Avonite® Polaris Matte; other colors on a project basis.
 Privacy Panels are 1.5th and located 4.5-in from the visitors' edge of the worksurface.
 Handedness is user's side, where the Privacy Panel meets the end panel (opposite the offset gap).

+ Options:

For Desks to be used with a Runoff or Bridge, add X to the product number; no price change.
 Ex. Desk for Bridge/Runoff 78w x 36d LH with Wood1 Privacy Pnl, Product No. is RALW7836X.
 Parametrics (identify dimension changes within < > symbols; use price of next larger size):
 Width range: 72-120
 Depth range: 30-36



Runoffs



	Product No.	\$	Product No.	\$	Product No.	\$
Wood1 Shell 48w 24d 42.4h	Wood1 Privacy Pnl		Wood2 Privacy Pnl		Acrylic Solid PrivPnl	
• Runoff Shell LH	RDELW4824	3296	RDELX4824	3527	RDELK4824	7166
Runoff Shell RH	RDERW4824	3296	RDERX4824	3527	RDERK4824	7166

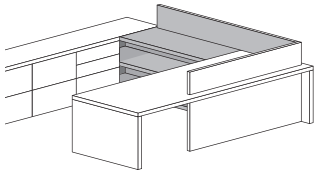
! Notes:

Acrylic Solid Surface standard is Avonite® Polaris Matte; other colors on a project basis.
 Privacy Panels are located 2-in from the edge of the worksurface.
 Handedness is user's side attachment to Desk.

+ Options/Parametrics (identify dimension changes within < > symbols use price of next larger size):

Width range: 42-48
 Depth range: 18-24

Bridges



	Product No.	\$	Product No.	\$	Product No.	\$
Wood1 Shell 48w 24d 42.4h	Wood1 Privacy Pnl		Wood2 Privacy Pnl		Acrylic Solid PrivPnl	
Credenza Bridge Shell	REEW4824	2915	REEX4824	3119	REEK4824	6576
• Credenza Bridge w Shelving	RESW4824	5198	RESX4824	5562	RESK4824	8366

	Product No.	\$	Product No.	\$	Product No.	\$
Wood1 Shell 48w 24d 42.4h	Wood1 Privacy Pnl		Wood2 Privacy Pnl		Acrylic Solid PrivPnl	
Tower Bridge Shell LH	RETLW4824	2915	RETLX4824	3119	RETLK4824	6576
Tower Bridge Shell RH	RETRW4824	2915	RETRX4824	3119	RETRK4824	6576
• Tower Bridge w Shelving LH	REULW4824	5198	REULX4824	5562	REULK4824	8366
Tower Bridge w Shelving RH	REURW4824	5198	REURX4824	5562	REURK4824	8366

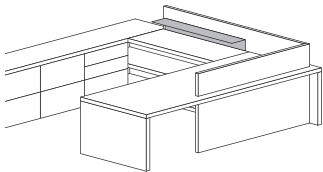
! Notes:

Credenza Bridge units are non-handed.
 Acrylic Solid Surface standard is Avonite® Polaris Matte; other colors on a project basis.
 Privacy Panels are located 2-in from the edge of the worksurface.

+ Options/Parametrics (identify dimension changes within < > symbols; use prices shown above):

Width range: 42-48
 Depth range Bridge Shell only: 18-24
 Depth range Bridge Shell for 18d pedestals: 22-24
 Depth range Bridge w Shelving: 18-24

Accessory Shelves



	Product No.	\$
Shelves for Privacy Panels	MRBAS	
Accessory Shelf 24w	RNF24	902
Accessory Shelf 30w	RNF30	985
Accessory Shelf 36w	RNF36	1067
• Accessory Shelf 44w	RNF44	1148

! Notes:

Depth is 7.5 inches; height is 6 inches. Finish is MRBAS Resin Brushed Aluminum Steel Tint.
 Shelves may be applied to any vertical surface in any location; drawing required.
 Default location as an accessory shelf is the closed end for Desks, center-of-top for Bridges and Runoffs.

+ Options/Parametrics (identify dimension changes within < > symbols; use price of next larger size):

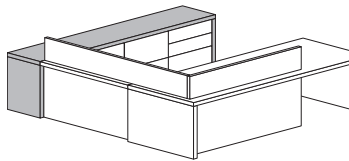
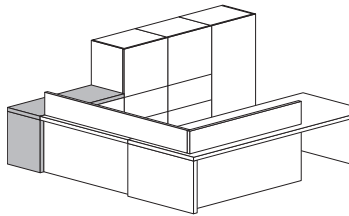
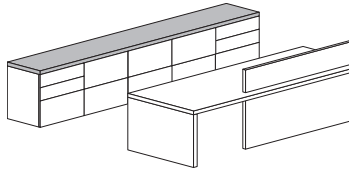
Width range: 18-44

Specify: Product Number & Qty
 Tagging
 Hardware Selection
 Edge Detail
 Wood Finish

- Denotes Item is illustrated.
- ↳ Includes locks.
- ‡ Requires field sub-assembly.

Prices listed in Wood1 Finishes.

Credenza Tops & End Panels



	Product No.	\$	Product No.	\$
Top Only, 2-in Thick	18d		24d	
CredenzaTop 36w	RFC3618	1437	RFC3624	1487
CredenzaTop 48w	RFC4818	1489	RFC4824	1557
CredenzaTop 60w	RFC6018	1541	RFC6024	1625
CredenzaTop 72w	RFC7218	1594	RFC7224	1697
CredenzaTop 78w	RFC7818	1619	RFC7824	1729
CredenzaTop 84w	RFC8418	1647	RFC8424	1765
• CredenzaTop 90w	RFC9018	1673	RFC9024	1799
CredenzaTop 96w	RFC9618	1699	RFC9624	1833
CredenzaTop 102w	RFC10218	1725	RFC10224	1868
CredenzaTop 108w	RFC10818	1751	RFC10824	1903
CredenzaTop 114w	RFC11418	1777	RFC11424	1937
CredenzaTop 120w	RFC12018	1805	RFC12024	1971

	18d		24d	
Top & Single End Panel 30.4h				
CredenzaTop+1EndPnl 36w	RFE3618	1610	RFE3624	1715
CredenzaTop+1EndPnl 48w	RFE4818	1664	RFE4824	1784
CredenzaTop+1EndPnl 60w	RFE6018	1716	RFE6024	1853
CredenzaTop+1EndPnl 72w	RFE7218	1769	RFE7224	1922
CredenzaTop+1EndPnl 78w	RFE7818	1794	RFE7824	1955
CredenzaTop+1EndPnl 84w	RFE8418	1820	RFE8424	1991
CredenzaTop+1EndPnl 90w	RFE9018	1847	RFE9024	2025
CredenzaTop+1EndPnl 96w	RFE9618	1874	RFE9624	2059
CredenzaTop+1EndPnl 102w	RFE10218	1899	RFE10224	2094
CredenzaTop+1EndPnl 108w	RFE10818	1925	RFE10824	2128
CredenzaTop+1EndPnl 114w	RFE11418	1951	RFE11424	2162
CredenzaTop+1EndPnl 120w	RFE12018	1977	RFE12024	2198

	18d		24d	
Top & Double End Panels 30.4h				
CredenzaTop+2EndPnls 72w	RFF7218	1942	RFF7224	2147
CredenzaTop+2EndPnls 78w	RFF7818	1965	RFF7824	2175
CredenzaTop+2EndPnls 84w	RFF8418	1994	RFF8424	2216
CredenzaTop+2EndPnls 90w	RFF9018	2020	RFF9024	2250
CredenzaTop+2EndPnls 96w	RFF9618	2047	RFF9624	2284
CredenzaTop+2EndPnls 102w	RFF10218	2212	RFF10224	2459
CredenzaTop+2EndPnls 108w	RFF10818	2237	RFF10824	2492
CredenzaTop+2EndPnls 114w	RFF11418	2264	RFF11424	2528
CredenzaTop+2EndPnls 120w	RFF12018	2292	RFF12024	2562

! Notes:

End panels are finished all sides.

Wood prices are shown at Wood1 prices; inquire about upcharges for Wood2 finishes.

All items listed above require pedestals and/or attachment to towers. Maximum open span is 54-inches.

+ Options/Parametrics (identify dimension changes within < > symbols; use price of next larger size):

Width range: 30-124 (max. price at 120)

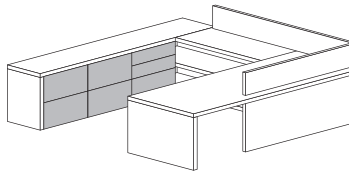
Depth range: 18-24

Specify: Product Number & Qty
 Tagging
 Hardware Selection
 Edge Detail
 Wood Finish

• Denotes Item is illustrated.
 ~ Includes locks.
 ‡ Requires field sub-assembly.

Prices listed in Wood1 Finishes.

Pedestals



	Product No.	\$	Product No.	\$	Product No.	\$	
Unfinished Back ~	18d		24d		30d		
Pedestals	RJC18	0	RJC24	0	RJC30	0	
	Spec Code ↑		Spec Code ↑		Spec Code ↑		Fin.Back Option FB
Cabinet: Shelves 15 LH	CL15	1746	CL15	1808			+253
Cabinet: Shelves 15 RH	CR15	1746	CR15	1808			+253
Cabinet: Shelves 18 LH	CL18	1814	CL18	1881			+266
Cabinet: Shelves 18 RH	CR18	1814	CR18	1881			+266
Cabinet: Shelves 24 LH	CL24	1896	CL24	2023			+294
Cabinet: Shelves 24 RH	C24	1896	C24	2023			+294
Cabinet: Shelves 30 DBL	C30	2151	C30	2175			+319
Cabinet: Shelves 36 DBL	C36	2280	C36	2325			+346
Drawer: 4Box 18	J18	2192	J18	2221	J18	2253	+266
Drawer: 4Box 24	J24	2300	J24	2609	J24	2914	+294
Drawer: 2Box/File 18	E18	2072	E18	2156	E18	2240	+266
Drawer: 2Box/File 24	E24	2247	E24	2345	E24	2440	+294
Drawer: 2Box/File 30	E30	2609	E30	2717	E30	2817	+319
Drawer: 2Box/File 36	E36	2747	E36	2918	E36	3034	+346
Drawer: 2File 18	F18	2045	F18	2144	F18	2240	+266
Drawer: 2File 24	F24	2287	F24	2390	F24	2492	+294
Drawer: 2File 30	F30	2647	F30	2762	F30	2870	+319
Drawer: 2File 36	F36	2789	F36	2965	F36	3086	+346
Drawer: Trash/Recycle 1 & 2-Bin 18	T18	1954	T18	2132			+266
Drawer: Trash/Recycle 2 & 4-Bin 24	T24	2098	T24	2963			+294
Drawer: Utility 18	U18	1809	U18	1886			+266
Drawer: Utility 24	U24	1966	U24	2065			+294

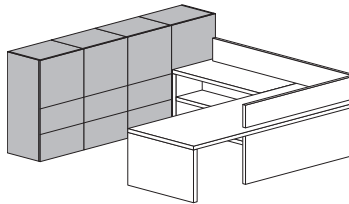
! Notes:

To order, specify the Product No. listed at top, then list the Spec Codes in L to R order in your description.
 The total price is the price listed at top plus the sum of the prices for the Spec Codes you itemized.
 Specify pull style/finish item number from those shown at left.
 All prices are based on Wood1 finishes; veneers are horizontal.
 Utility Drawers include a vent/cord exit in the rear panel.

+ Options:

Face Locks are included on all drawer and door pedestals. For no locks, specify Option NL.
 For finished back, specify Option FB; add the \$ amount shown at far right; continuous back up to 72w at 18d/24d.
 For finished left side, specify Option FL; add \$162.
 For finished right side, specify Option FR; add \$162.
 For finished both sides, specify Option FS; add \$324.
 For High Gloss Solid Color door/drawer fronts, specify Option HGF; add \$591.
 For ventilation cutout (where not included), specify Option VS; add \$293.

Towers



	Product No.	\$	Product No.	\$	
Unfinished Back 24w 54h	18d		24d		
Towers	RP18	315	RP24	315	
	Spec Code		Spec Code		Fin.Back Option FB
Garment LH	GL24	2630	GL24	2860	+194
Garment RH	GR24	2630	GR24	2860	+194
Garment End Door LH	HL24	2630	HL24	2860	+194
Garment End Door RH	HR24	2630	HR24	2860	+194
Cabinet/File/File LH	FL24	3407	FL24	3640	+194
Cabinet/File/File RH	FR24	3407	FR24	3640	+194
Cabinet/Printer-Utility LH	PL24	3349	PL24	3582	+194
Cabinet/Printer-Utility RH	PR24	3349	PR24	3582	+194

! Notes:

To order, specify the Product No. listed at top, then list the Spec Codes in L to R order in your description.
 The total price is the price listed at top plus the sum of the prices for the Spec Codes you itemized.
 Specify drawer pull style/finish item number from those shown above-left.
 Both ends of a tower run will be finished.
 All prices are based on Wood1 finishes; veneers are horizontal.
 Utility Drawers include a vent/cord-exit in the rear panel.

+ Options:

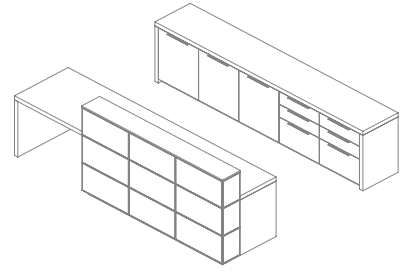
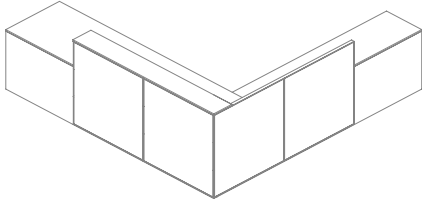
Face Locks are included on all drawers. For no locks, specify Option NL.
 For finished back, specify Option FB; add the \$ amount shown at far right.
 For High Gloss Solid Color door/drawer fronts, specify Option HGF; add \$591.

PRICING & SPECIFICATION GUIDE
Prima Collection

May 1, 2023

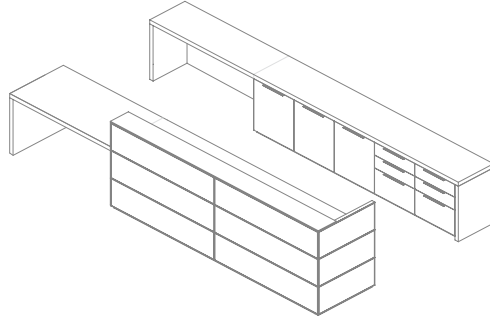
TUOHY



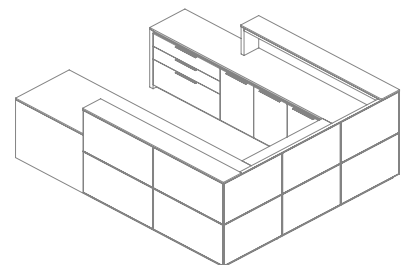
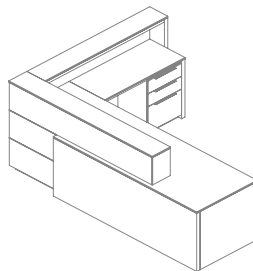
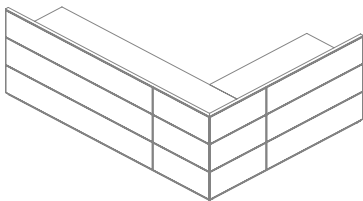
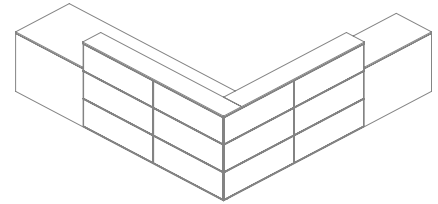
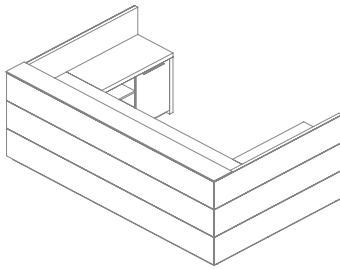
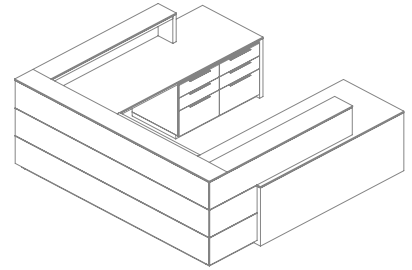


Reception: *Prima*

- | | |
|-----------------------------------|------|
| Desks, 0.5th Top | BP6 |
| Bridges, 0.5th Top | BP7 |
| Runoffs, 0.5th Top | BP7 |
| Desks, 2th Top | BP8 |
| Credenzas, 2th Top | BP8 |
| Bridges, 2th Top | BP8 |
| Runoffs, 2th Top | BP9 |
| Pedestals | BP10 |
| Support Keels | BP11 |
| Gallery Tops, 10.8d 0.5th* | BP12 |
| Gallery Backsplashes, 12.2h 1.5th | BP12 |
| Gallery Backsplash Magnet | BP13 |
| Gallery & Surround Tackboards | BP13 |
| Gallery Surround Panels | BP14 |
| - Wood1 | BP14 |
| - Polished Acrylic Solid Surface | BP16 |
| - 3Form® Reflect | BP18 |
| - Carrara Marble | BP20 |
| - Satin Brushed Nickel | BP22 |
| - Silex Faux Leather | BP24 |
| - Back-Painted Glass | BP26 |
| - Stainless Steel Wire Mesh | BP28 |
| - Gilded Cork | BP30 |



Design: John Nelson




Drawer Layouts: Plan View

Slides: Side-Mount

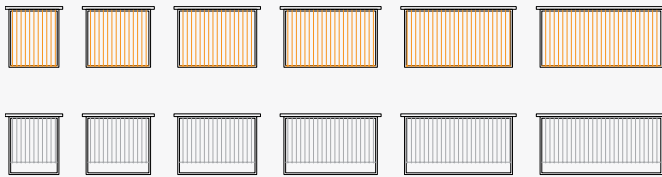
Pedestal Units 18d
Drawers 16d

16w 20w 24w 28w 32w 36w

Box Drawers w Divider



File Drawers: Lateral




File Drawers: Front-to-Back



Pedestal Units 28d
Drawers 20.1d

16w 20w 24w 28w 32w 36w



DRAWER CONSTRUCTION

A fine point for a quality casegood product is the inner drawer construction. Each TUOHY casegood offers you uncompromised excellence in this area as well. Drawer boxes are constructed with dovetail joinery for maximum durability. The drawer face is mounted separately to this box (i.e., five-sided construction) to maintain integrity.

Drawer bottoms are dadoed on all four sides. Slides for box drawers are rated at 100 pounds per drawer; slides for file drawers are rated at a heavy duty 150 pound load per drawer. All slides have progressive action.

Box drawers have a removable divider, adjustable when depicted (±). File drawers have file frames for filing laterally or front-to-back, as depicted. For Drawers for Lap Area, Drawer Pencil Tray, and Locks: See the Introduction/Terms-Options section of the Master Price List, page 12.

Desks, Credenzas, Bridges & Runoffs
See pages BP6 to BP10

Pedestals
See page BP11

Prima Collection is a highly flexible system of furniture components that combine to create an extensive, elegant and creative series of reception and administrative assistant workstations.

Simply configure desk, runoff, bridge and credenza shells to form in-line, L-shaped and U-shaped layouts. Add pedestals and situate galleries and/or surround panels as needed.

You have considerable flexibility in the scale and placement of these elements. Surround panels and gallery fronts may be defined in whatever segmented matrix and material you desire.

In addition to what is presented here, Prima has been designed to accept a nearly limitless range of customers' architectural and interior materials and finishes. Use Prima for maximum impact in reception areas, but with considerably less rigor and expense than custom millwork solutions.



0.5-inch Top, Closed Shell
0.5-inch Top, Closed Shell for Recessed Galleries
2-inch Top, Open Shell



Choose from the following in a range of widths and materials/finishes, and arrange in modular sequence:

- Shelving
- Cabinets
- Box and File Storage Drawers
- Trash/Recycle Drawers
- Utility Drawers

Add power/data accessories as needed.

Surround Panels and Galleries

See pages BP12 to BP37

Width & Placement Relative to Shell



Function and form are achieved by your relative placement of surround panels and galleries on the casework shells, whether centered, shifted left or shifted right by any dimension you desire.

Surround Panels are 2 inches thick, modular, and specified in left-to-right approach sequence at widths from 21 inches to 124 inches. Each surround panel is one segment wide by up to three segments tall (see 1x1, 1x2 and 1x3 at right). Surround panels may abut galleries.


Galleries are single mass, 10.8 inches deep, specified according to the desired matrix layout as shown at right. Galleries receive a transaction top and backsplash or tackable surface, all of which are specified separately.

All panels and galleries have a mitered/quirk detail at corners to perpendicular runs.

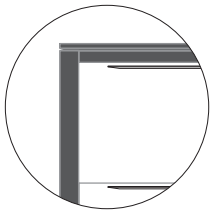
Matrix Layouts



Matrix Face Material / Matrix Edge / (user-side)



Desks, 0.5th Top



32d Wood1 Closed Shell	w	Wood1 Top	\$	BPGlass Top	\$	Solid Surface Top	\$
Desk/0.5Top 76w 32d 29.5h	76	PZDWC76	3550	PZDWC76	6419	PZDWCC76	4578
Desk/0.5Top 84w 32d 29.5h	84	PZDWC84	3737	PZDWC84	6905	PZDWCC84	4870
Desk/0.5Top 92w 32d 29.5h	92	PZDWC92	3884	PZDWC92	7356	PZDWCC92	5125
Desk/0.5Top 100w 32d 29.5h	100	PZDWC100	4033	PZDWC100	7808	PZDWCC100	5384
Desk/0.5Top 108w 32d 29.5h	108	PZDWC108	4182	PZDWC108	8255	PZDWCC108	5639
Desk/0.5Top 116w 32d 29.5h	116	PZDWC116	4330	PZDWC116	8708	PZDWCC116	5896
Desk/0.5Top 124w 32d 29.5h	124	PZDWC124	4478	PZDWC124	9158	PZDWCC124	6153

36d Wood1 Shell for Recessed Gallery	w	Wood1 Top	\$	BPGlass Top	\$	Solid Surface Top	\$
Desk/0.5Top-RecGal 76w 36d 29.5h LH	76	PZDRWC76L	3701	PZDRWC76L	6975	PZDRWCC76L	4901
Desk/0.5Top-RecGal 76w 36d 29.5h RH	76	PZDRWC76R	3701	PZDRWC76R	6975	PZDRWCC76R	4901
Desk/0.5Top-RecGal 84w 36d 29.5h LH	84	PZDRWC84L	3941	PZDRWC84L	7010	PZDRWCC84L	4975
Desk/0.5Top-RecGal 84w 36d 29.5h RH	84	PZDRWC84R	3941	PZDRWC84R	7010	PZDRWCC84R	4975
Desk/0.5Top-RecGal 92w 36d 29.5h LH	92	PZDRWC92L	4100	PZDRWC92L	8006	PZDRWCC92L	5498
Desk/0.5Top-RecGal 92w 36d 29.5h RH	92	PZDRWC92R	4100	PZDRWC92R	8006	PZDRWCC92R	5498
Desk/0.5Top-RecGal 100w 36d 29.5h LH	100	PZDRWC100L	4258	PZDRWC100L	8505	PZDRWCC100L	5778
Desk/0.5Top-RecGal 100w 36d 29.5h RH	100	PZDRWC100R	4258	PZDRWC100R	8505	PZDRWCC100R	5778
Desk/0.5Top-RecGal 108w 36d 29.5h LH	108	PZDRWC108L	4417	PZDRWC108L	9002	PZDRWCC108L	6057
Desk/0.5Top-RecGal 108w 36d 29.5h RH	108	PZDRWC108R	4417	PZDRWC108R	9002	PZDRWCC108R	6057
Desk/0.5Top-RecGal 116w 36d 29.5h LH	116	PZDRWC116L	4578	PZDRWC116L	9500	PZDRWCC116L	6338
Desk/0.5Top-RecGal 116w 36d 29.5h RH	116	PZDRWC116R	4578	PZDRWC116R	9500	PZDRWCC116R	6338
Desk/0.5Top-RecGal 124w 36d 29.5h LH	124	PZDRWC124L	4736	PZDRWC124L	9999	PZDRWCC124L	6618
Desk/0.5Top-RecGal 124w 36d 29.5h RH	124	PZDRWC124R	4736	PZDRWC124R	9999	PZDRWCC124R	6618

! Notes:

Specify wood species/color from TUOHY Wood1 offerings; inquire about upcharges for Wood2 finishes or custom finishes. Standard Solid Surface offering is Avonite® Polaris, Matte.

+ Options/Parametrics:

Width range: 68-124; specify by replacing the last digits of the product number and use next larger standard size for pricing. BPGlass (Back-Painted Glass) panels available in S.BLK Black and S.BWT White; match colors on special request.

Credenzas, 0.5th Top

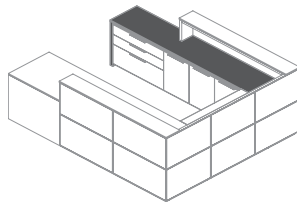
21d Wood1 Closed Shell	w	Wood1 Top	\$	BPGlass Top	\$	Solid Surface Top	\$	Option
Credenza 76w 21d 29.5h	76	PZCSWC76	3081	PZCSWC76	4964	PZCSWCC76	3753	+677
Credenza 84w 21d 29.5h	84	PZCSWC84	3177	PZCSWC84	5255	PZCSWCC84	3920	+749
Credenza 92w 21d 29.5h	92	PZCSWC92	3273	PZCSWC92	5552	PZCSWCC92	4088	+821
Credenza 100w 21d 29.5h	100	PZCSWC100	3369	PZCSWC100	5844	PZCSWCC100	4254	+893
Credenza 108w 21d 29.5h	108	PZCSWC108	3465	PZCSWC108	6139	PZCSWCC108	4420	+964
Credenza 116w 21d 29.5h	116	PZCSWC116	3560	PZCSWC116	6431	PZCSWCC116	4587	+1037
Credenza 124w 21d 29.5h	124	PZCSWC124	3656	PZCSWC124	6726	PZCSWCC124	4754	+1106

! Notes:

Specify wood species/color from TUOHY Wood1 offerings; inquire about upcharges for Wood2 finishes or custom finishes. Standard Solid Surface offering is Avonite® Polaris, Matte.

+ Options/Parametrics:

Width range: 60-124; specify by replacing the last digits of the product number and use next larger standard size for pricing. BPGlass (Back-Painted Glass) panels available in S.BLK Black and S.BWT White; match colors on special request. For Finished Back, specify Option FB; add the amount as shown in the far right column.



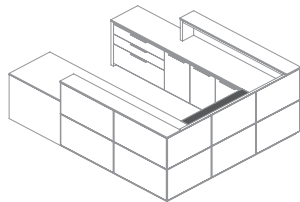
	21d Wood1 Closed Shell	w	Wood1 Top	\$	BPGlass Top	\$	Solid Surface Top	\$
Bridges, 0.5th Top	Bridge/0.5Top 40w 21d 29.5h	40	PZBWC40	1049	PZBWC40	2040	PZBWCC40	1404
	Bridge/0.5Top 48w 21d 29.5h	48	PZBWC48	1100	PZBWC48	2289	PZBWCC48	1526

! Notes:

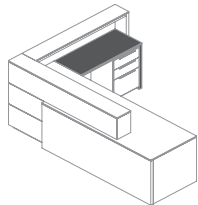
Specify wood species/color from TUOHY Wood1 offerings; inquire about upcharges for Wood2 finishes or custom finishes.
Standard Solid Surface offering is Avonite® Polaris, Matte.

+ Options/Parametrics:

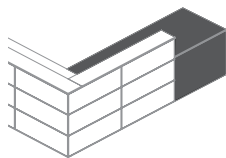
Width range: 36-48; specify by modifying the last two digits of the product number and use next larger standard size for pricing.
BPGlass (Back-Painted Glass) panels available in S.BLK Black and S.BWT White; match colors on special request.



Runoffs, 0.5th Top



	21d Wood1 Closed Shell	w	Wood1 Top	\$	BPGlass Top	\$	Solid Surface Top	\$
	Runoff/0.5Top 40w 21d 29.5h LH	40	PZRSWC40L	2150	PZRSWC40L	3140	PZRSWCC40L	2504
	Runoff/0.5Top 40w 21d 29.5h RH	40	PZRSWC40R	2150	PZRSWC40R	3140	PZRSWCC40R	2504
	Runoff/0.5Top 48w 21d 29.5h LH	48	PZRSWC48L	2273	PZRSWC48L	3443	PZRSWCC48L	2680
	Runoff/0.5Top 48w 21d 29.5h RH	48	PZRSWC48R	2273	PZRSWC48R	3443	PZRSWCC48R	2680
	Runoff/0.5Top 56w 21d 29.5h LH	56	PZRSWC56L	2396	PZRSWC56L	3746	PZRSWCC56L	2856
	Runoff/0.5Top 56w 21d 29.5h RH	56	PZRSWC56R	2396	PZRSWC56R	3746	PZRSWCC56R	2856
	Runoff/0.5Top 64w 21d 29.5h LH	64	PZRSWC64L	2518	PZRSWC64L	4049	PZRSWCC64L	3030
	Runoff/0.5Top 64w 21d 29.5h RH	64	PZRSWC64R	2518	PZRSWC64R	4049	PZRSWCC64R	3030
	Runoff/0.5Top 72w 21d 29.5h LH	72	PZRSWC72L	2640	PZRSWC72L	4352	PZRSWCC72L	3207
	Runoff/0.5Top 72w 21d 29.5h RH	72	PZRSWC72R	2640	PZRSWC72R	4352	PZRSWCC72R	3207
	Runoff/0.5Top 80w 21d 29.5h LH	80	PZRSWC80L	2761	PZRSWC80L	4655	PZRSWCC80L	3381
	Runoff/0.5Top 80w 21d 29.5h RH	80	PZRSWC80R	2761	PZRSWC80R	4655	PZRSWCC80R	3381
	Runoff/0.5Top 88w 21d 29.5h LH	88	PZRSWC88L	2885	PZRSWC88L	4956	PZRSWCC88L	3558
	Runoff/0.5Top 88w 21d 29.5h RH	88	PZRSWC88R	2885	PZRSWC88R	4956	PZRSWCC88R	3558
	Runoff/0.5Top 96w 21d 29.5h LH	96	PZRSWC96L	3005	PZRSWC96L	5258	PZRSWCC96L	3731
	Runoff/0.5Top 96w 21d 29.5h RH	96	PZRSWC96R	3005	PZRSWC96R	5258	PZRSWCC96R	3731



	32d Wood1 Closed Shell	w	Wood1 Top	\$	BPGlass Top	\$	Solid Surface Top	\$
	Runoff/0.5Top 40w 32d 29.5h LH	40	PZRRWC40L	2336	PZRRWC40L	3845	PZRRWCC40L	2876
	Runoff/0.5Top 40w 32d 29.5h RH	40	PZRRWC40R	2336	PZRRWC40R	3845	PZRRWCC40R	2876
	Runoff/0.5Top 48w 32d 29.5h LH	48	PZRRWC48L	2477	PZRRWC48L	4272	PZRRWCC48L	3105
	Runoff/0.5Top 48w 32d 29.5h RH	48	PZRRWC48R	2477	PZRRWC48R	4272	PZRRWCC48R	3105
	Runoff/0.5Top 56w 32d 29.5h LH	56	PZRRWC56L	2616	PZRRWC56L	4692	PZRRWCC56L	3335
	Runoff/0.5Top 56w 32d 29.5h RH	56	PZRRWC56R	2616	PZRRWC56R	4692	PZRRWCC56R	3335
	Runoff/0.5Top 64w 32d 29.5h LH	64	PZRRWC64L	2754	PZRRWC64L	5118	PZRRWCC64L	3566
	Runoff/0.5Top 64w 32d 29.5h RH	64	PZRRWC64R	2754	PZRRWC64R	5118	PZRRWCC64R	3566
	Runoff/0.5Top 72w 32d 29.5h LH	72	PZRRWC72L	2896	PZRRWC72L	5542	PZRRWCC72L	3797
	Runoff/0.5Top 72w 32d 29.5h RH	72	PZRRWC72R	2896	PZRRWC72R	5542	PZRRWCC72R	3797
	Runoff/0.5Top 80w 32d 29.5h LH	80	PZRRWC80L	3035	PZRRWC80L	5966	PZRRWCC80L	4027
	Runoff/0.5Top 80w 32d 29.5h RH	80	PZRRWC80R	3035	PZRRWC80R	5966	PZRRWCC80R	4027
	Runoff/0.5Top 88w 32d 29.5h LH	88	PZRRWC88L	3176	PZRRWC88L	6389	PZRRWCC88L	4256
	Runoff/0.5Top 88w 32d 29.5h RH	88	PZRRWC88R	3176	PZRRWC88R	6389	PZRRWCC88R	4256
	Runoff/0.5Top 96w 32d 29.5h LH	96	PZRRWC96L	3314	PZRRWC96L	6815	PZRRWCC96L	4487
	Runoff/0.5Top 96w 32d 29.5h RH	96	PZRRWC96R	3314	PZRRWC96R	6815	PZRRWCC96R	4487

! Notes:

Specify wood species/color from TUOHY Wood1 offerings; inquire about upcharges for Wood2 finishes or custom finishes.
Handedness is user's side attachment to Desk.
Standard Solid Surface offering is Avonite® Polaris, Matte.

+ Options/Parametrics:

Width range: 36-96; specify by replacing the last digits of the product number and use next larger standard size for pricing.
BPGlass (Back-Painted Glass) panels available in S.BLK Black and S.BWT White; match colors on special request.

Desks, 2th Top



32d Wood1	w	Open Shell	\$
Desk/2Top 76w 32d 29.5h	76	PZDW76	3192
Desk/2Top 84w 32d 29.5h	84	PZDW84	3334
Desk/2Top 92w 32d 29.5h	92	PZDW92	3472
Desk/2Top 100w 32d 29.5h	100	PZDW100	3611
Desk/2Top 108w 32d 29.5h	108	PZDW108	3752
Desk/2Top 116w 32d 29.5h	116	PZDW116	3890
Desk/2Top 124w 32d 29.5h	124	PZDW124	4031


! Notes:

Specify wood species/color from TUOHY Wood1 offerings; inquire about upcharges for Wood2 finishes or custom finishes. Maximum open span under desk tops is 56-in; use pedestals and Support Keels as needed.

+ Options/Parametrics:

Width range: 68-124; specify by replacing the last digits of the product number and use next larger standard size for pricing.

Credenzas, 2th Top



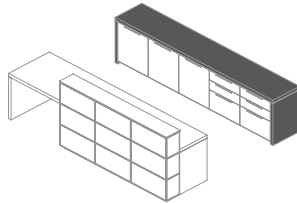
21d Wood1	w	Closed Shell	\$	Option FB
Credenza/2Top 76w 21d 29.5h	76	PZCSW76	3229	+110
Credenza/2Top 84w 21d 29.5h	84	PZCSW84	3361	+122
Credenza/2Top 92w 21d 29.5h	92	PZCSW92	3494	+132
Credenza/2Top 100w 21d 29.5h	100	PZCSW100	3628	+144
Credenza/2Top 108w 21d 29.5h	108	PZCSW108	3763	+157
Credenza/2Top 116w 21d 29.5h	116	PZCSW116	3895	+168
Credenza/2Top 124w 21d 29.5h	124	PZCSW124	4028	+179

! Notes:

Specify wood species/color from TUOHY Wood1 offerings; inquire about upcharges for Wood2 finishes or custom finishes. Maximum open span under Credenza Tops is 56-in; use pedestals and Support Keels as needed.

+ Options/Parametrics:

Width range: 60-124; specify by replacing the last digits of the product number and use next larger standard size for pricing.



Bridges, 2th Top

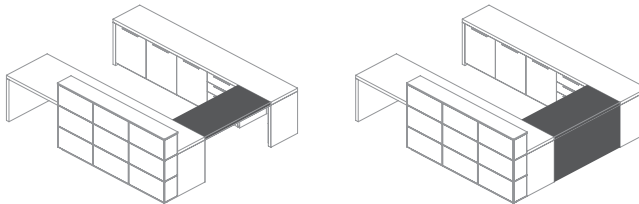
21d Wood1	w	Open Shell	\$	Closed Shell	\$
Bridge/2Top 40w 21d 29.5h	40	PZBW40	871	PZBWB40	1766
Bridge/2Top 48w 21d 29.5h	48	PZBW48	917	PZBWB48	1883

! Notes:

Specify wood species/color from TUOHY Wood1 offerings; inquire about upcharges for Wood2 finishes or custom finishes.

+ Options/Parametrics:

Width range: 36-48; specify by modifying the last two digits of the product number and use next larger standard size for pricing.



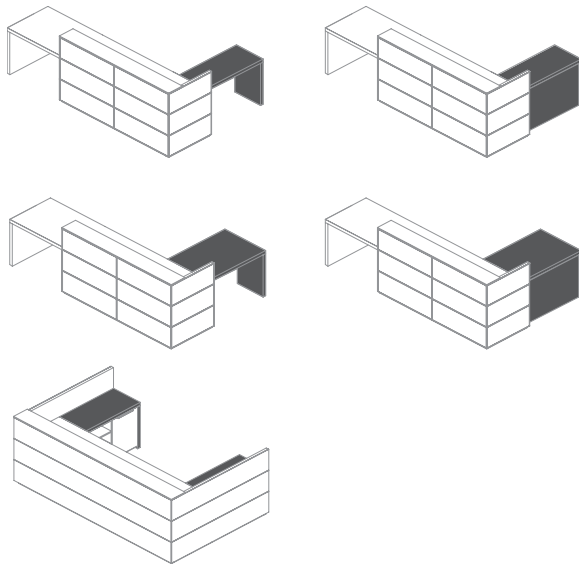
Runoffs, 2th Top	21d Wood1	w	Open Shell	\$	Closed Shell LH	\$	Closed Shell RH	\$
	Runoff Shell 40w 21d 29.5h	40	PZRSW40	1628	PZRSWB40L	1994	PZRSWB40R	1994
	Runoff Shell 48w 21d 29.5h	48	PZRSW48	1683	PZRSWB48L	2120	PZRSWB48R	2120
	Runoff Shell 56w 21d 29.5h	56	PZRSW56	1737	PZRSWB56L	2243	PZRSWB56R	2243
	Runoff Shell 64w 21d 29.5h	64	PZRSW64	1790	PZRSWB64L	2372	PZRSWB64R	2372
	Runoff Shell 72w 21d 29.5h	72	PZRSW72	1844	PZRSWB72L	2566	PZRSWB72R	2566
	Runoff Shell 80w 21d 29.5h	80	PZRSW80	1896	PZRSWB80L	2619	PZRSWB80R	2619
	Runoff Shell 88w 21d 29.5h	88	PZRSW88	1951	PZRSWB88L	2743	PZRSWB88R	2743
	Runoff Shell 96w 21d 29.5h	96	PZRSW96	2004	PZRSWB96L	2869	PZRSWB96R	2869
	32d Wood1	w	Open Shell	\$	Closed Shell LH	\$	Closed Shell RH	\$
	Runoff Shell 40w 32d 29.5h	40	PZRRW40	1868	PZRRWB40L	2136	PZRRWB40R	2136
	Runoff Shell 48w 32d 29.5h	48	PZRRW48	1949	PZRRWB48L	2288	PZRRWB48R	2288
	Runoff Shell 56w 32d 29.5h	56	PZRRW56	2033	PZRRWB56L	2441	PZRRWB56R	2441
	Runoff Shell 64w 32d 29.5h	64	PZRRW64	2112	PZRRWB64L	2594	PZRRWB64R	2594
	Runoff Shell 72w 32d 29.5h	72	PZRRW72	2193	PZRRWB72L	2819	PZRRWB72R	2819
	Runoff Shell 80w 32d 29.5h	80	PZRRW80	2275	PZRRWB80L	2897	PZRRWB80R	2897
	Runoff Shell 88w 32d 29.5h	88	PZRRW88	2357	PZRRWB88L	3053	PZRRWB88R	3053
	Runoff Shell 96w 32d 29.5h	96	PZRRW96	2438	PZRRWB96L	3206	PZRRWB96R	3206









! Notes:

Specify wood species/color from TUOHY Wood1 offerings; inquire about upcharges for Wood2 finishes or custom finishes. Maximum open span under runoff tops is 56-in; use pedestals and Support Keels as needed.

+ Options/Parametrics:

Width range: 36-96; specify by replacing the last digits of the product number and use next larger standard size for pricing.



Pedestals	Wood1, Unfinished Back and Sides (shell required)	18d		28d	
	Pedestals	PZPED18	\$ sum	PZPED28	\$ sum
		Spec Code	▲	Spec Code	▲
	Open Shelving 16w	F16	1324	F16	1469
	Open Shelving 20w	F20	1401	F20	1574
	Open Shelving 24w	F24	1478	F24	1678
	Open Shelving 28w	F28	1553	F28	1781
	Open Shelving 32w	F32	1631	F32	1886
	Open Shelving 36w	F36	1707	F36	1988
	Cabinet w/Shelf 16w LH	GL16	2106	GL16	2250
	Cabinet w/Shelf 16w RH	GR16	2106	GR16	2250
	Cabinet w/Shelf 20w LH	GL20	2214	GL20	2385
	Cabinet w/Shelf 20w RH	GR20	2214	GR20	2385
	Cabinet w/Shelf 24w LH	GL24	2321	GL24	2520
	Cabinet w/Shelf 24w RH	GR24	2321	GR24	2520
	Cabinet w/Shelf 28w DBL	GD28	2468	GD28	2695
	Cabinet w/Shelf 32w DBL	GD32	2574	GD32	2830
	Cabinet w/Shelf 36w DBL	GD36	2683	GD36	2964
	4Box 16w	M16	2910	M16	2996
	4Box 20w	M20	2989	M20	3086
	4Box 24w	M24	3111	M24	3222
	4Box 28w	M28	3233	M28	3356
	4Box 32w	M32	3312	M32	3448
	4Box 36w	M36	3422	M36	3570
	2Box/File 16w	L16	2210	L16	2292
	2Box/File 20w	L20	2285	L20	2379
	2Box/File 24w	L24	2395	L24	2499
	2Box/File 28w	L28	2518	L28	2636
	2Box/File 32w	L32	2594	L32	2723
	2Box/File 36w	L36	2695	L36	2835
	2File 16w	K16	2145	K16	2224
	2File 20w	K20	2218	K20	2306
	2File 24w	K24	2314	K24	2413
	2File 28w	K28	2438	K28	2552
	2File 32w	K32	2513	K32	2632
	2File 36w	K36	2600	K36	2750
	Utility Drawer 20w	W20	2194	W20	2423
	Utility Drawer 24w	W24	2296	W24	2590
	TrashRecycle 20w: Dwr/Bin(18d) Dwr/2Bins(28d)	Y20	2143	Y20	2255
	TrashRecycle 24w: Dwr/2Bins(18d) 4Bins(28d)	Y24	2253	Y24	2952
	Removable KneePanel 16w	R16	568	R16	568
	Removable KneePanel 20w	R20	587	R20	587
	Removable KneePanel 24w	R24	608	R24	608
	Removable KneePanel 28w	R28	627	R28	627
	Removable KneePanel 32w	R32	647	R32	647
	Removable KneePanel 36w	R36	665	R36	665

(See Notes and Options on the opposite page.)

Pedestals (cont.)



! Notes:

To order, specify the Product Number listed at top, then list the Spec Codes in L to R order in your description.
 The maximum width of a pedestal run under one shell is 120 inches.
 The total price is the sum of the Spec Code prices you itemized.
 Order Shells for Desks, Runoffs, Bridges and Credenzas separately, from the listings on prior pages.
 Utility Drawers include a vent/cord exit in the rear panel.
 Cabinet doors have soft-close hinges.

+ Options:

Specify metal pull and toeboard finish: MSBN Satin Brushed Nickel or MPNA Polished Natural Aluminum;
 (for MPNA Polished Natural Aluminum, refer to Wilsonart® 6251-419).
 Face Locks are included on all drawer and door pedestals. For no locks, specify Option NL.
 For ventilation cutout (where not included), specify Option VS; add \$336.
 For a secondary Wood1 selection on door/drawer fronts, specify Option W1F; add \$202.
 For finished left side, specify Option FL; add \$122.
 For finished right side, specify Option FR; add \$122.
 For finished both sides, specify Option FS; add \$240.

Support Keels



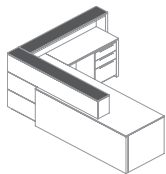
‡	w	2d	1h	MRB Resin Black	
Support Keel: 56	56			LG-56	332
Support Keel: 60	60			LG-60	342
Support Keel: 64	64			LG-64	346
Support Keel: 72	72			LG-72	352
Support Keel: 80	80			LG-80	359
• Support Keel: 88	88			LG-88	366

! Notes:

Required for unsupported work surface spans of 56 inches or more.
 Unit is an MRB Resin Black, 1 x 2 steel tube screwed to the underside of the work surface.

Gallery Tops, 10.8d 0.5th*

	Wood1		SolidSurf Matte	BPGlass		Etched Glass		Carrara Marble		MSBN Satin Br.Nickel		
Gallery Top 40w	PZGTW40	659	PZGTC40	919	PZGTG40	1254	PZGTJ40	1556	PZGTS40	1433	PZGTA40	2768
Gallery Top 44w	PZGTW44	666	PZGTC44	947	PZGTG44	1314	PZGTJ44	1648	PZGTS44	1513	PZGTA44	2980
Gallery Top 48w	PZGTW48	675	PZGTC48	973	PZGTG48	1373	PZGTJ48	1738	PZGTS48	1592	PZGTA48	3191
Gallery Top 52w	PZGTW52	683	PZGTC52	1001	PZGTG52	1433	PZGTJ52	1829	PZGTS52	1671	PZGTA52	3404
Gallery Top 56w	PZGTW56	689	PZGTC56	1026	PZGTG56	1497	PZGTJ56	1919	PZGTS56	1750	PZGTA56	3616
Gallery Top 60w	PZGTW60	698	PZGTC60	1055	PZGTG60	1556	PZGTJ60	2010	PZGTS60	1829	PZGTA60	3828
Gallery Top 64w	PZGTW64	704	PZGTC64	1082	PZGTG64	1616	PZGTJ64	2099	PZGTS64	1907	PZGTA64	4039
Gallery Top 68w	PZGTW68	712	PZGTC68	1111	PZGTG68	1678	PZGTJ68	2192	PZGTS68	1985	PZGTA68	4252
Gallery Top 72w	PZGTW72	719	PZGTC72	1139	PZGTG72	1738	PZGTJ72	2283	PZGTS72	2064	PZGTA72	4466
Gallery Top 76w	PZGTW76	725	PZGTC76	1166	PZGTG76	1799	PZGTJ76	2375	PZGTS76	2143	PZGTA76	4676
Gallery Top 80w	PZGTW80	734	PZGTC80	1193	PZGTG80	1858	PZGTJ80	2466	PZGTS80	2222	PZGTA80	4889
Gallery Top 84w	PZGTW84	741	PZGTC84	1220	PZGTG84	1919	PZGTJ84	2554	PZGTS84	2301	PZGTA84	5102
Gallery Top 88w	PZGTW88	749	PZGTC88	1247	PZGTG88	1982	PZGTJ88	2646	PZGTS88	2380	PZGTA88	5312
Gallery Top 92w	PZGTW92	755	PZGTC92	1274	PZGTG92	2040	PZGTJ92	2737	PZGTS92	2457	PZGTA92	5525
Gallery Top 96w	PZGTW96	761	PZGTC96	1302	PZGTG96	2099	PZGTJ96	2826	PZGTS96	2538	PZGTA96	5735
Gallery Top 100w	PZGTW100	770	PZGTC100	1328	PZGTG100	2162	-	-	PZGTS100	2616	PZGTA100	5948
Gallery Top 104w	PZGTW104	777	PZGTC104	1356	-	-	-	-	PZGTS104	2696	PZGTA104	6160
Gallery Top 108w	PZGTW108	785	PZGTC108	1383	-	-	-	-	PZGTS108	2774	PZGTA108	6374
Gallery Top 112w	PZGTW112	791	PZGTC112	1409	-	-	-	-	PZGTS112	2854	PZGTA112	6584
Gallery Top 116w	PZGTW116	800	PZGTC116	1437	-	-	-	-	PZGTS116	2930	PZGTA116	6798
Gallery Top 120w	PZGTW120	806	PZGTC120	1463	-	-	-	-	PZGTS120	3008	PZGTA120	7010
Gallery Top 124w	PZGTW124	815	PZGTC124	1493	-	-	-	-	PZGTS124	3089	PZGTA124	7220



! Notes:

To order, specify product number and list price is as shown; Identify which gallery is to receive each specified top.

* All tops are 0.5 inch thick plus a 0.25 inch subtop reveal spacer.

Solid Surface material is Avonite® Polaris, matte.

+ Options/Parameters:

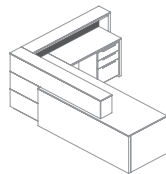
Width range: 10-124; specify by replacing the last digits of the product number and use next larger standard size for pricing.

BPGlass (Back-Painted) available in S.BLK Black or S.BWT White; Etched Glass available in GAB Black or GAW White.

For MRBA Resin Brushed Aluminum Gallery Tops instead of MSBN, change the 5th digit to B, use MSBN prices.

Gallery Backsplashes, 12.2h 1.5th

	Wood1/Magnet		SolidSurf Gloss	BPGlass/Magnet		Etch Glass/Magnet		Metal/Magnet		
Gallery Backsplash 40w	PZGBW40	1128	PZGBC40	1279	PZGBG40	1381	PZGBJ40	1698	PZGBMM40	1151
Gallery Backsplash 44w	PZGBW44	1157	PZGBC44	1317	PZGBG44	1427	PZGBJ44	1779	PZGBMM44	1177
Gallery Backsplash 48w	PZGBW48	1187	PZGBC48	1357	PZGBG48	1478	PZGBJ48	1859	PZGBMM48	1202
Gallery Backsplash 52w	PZGBW52	1214	PZGBC52	1394	PZGBG52	1526	PZGBJ52	1942	PZGBMM52	1229
Gallery Backsplash 56w	PZGBW56	1243	PZGBC56	1433	PZGBG56	1575	PZGBJ56	2021	PZGBMM56	1255
Gallery Backsplash 60w	PZGBW60	1270	PZGBC60	1474	PZGBG60	1623	PZGBJ60	2102	PZGBMM60	1280
Gallery Backsplash 64w	PZGBW64	1297	PZGBC64	1510	PZGBG64	1672	PZGBJ64	2184	PZGBMM64	1307
Gallery Backsplash 68w	PZGBW68	1326	PZGBC68	1550	PZGBG68	1719	PZGBJ68	2264	PZGBMM68	1333
Gallery Backsplash 72w	PZGBW72	1355	PZGBC72	1588	PZGBG72	1769	PZGBJ72	2346	PZGBMM72	1359
Gallery Backsplash 76w	PZGBW76	1382	PZGBC76	1628	PZGBG76	1818	PZGBJ76	2426	PZGBMM76	1385
Gallery Backsplash 80w	PZGBW80	1409	PZGBC80	1667	PZGBG80	1868	PZGBJ80	2505	PZGBMM80	1412
Gallery Backsplash 84w	PZGBW84	1437	PZGBC84	1706	PZGBG84	1916	PZGBJ84	2589	PZGBMM84	1436
Gallery Backsplash 88w	PZGBW88	1466	PZGBC88	1744	PZGBG88	1964	PZGBJ88	2668	PZGBMM88	1463
Gallery Backsplash 92w	PZGBW92	1496	PZGBC92	1783	PZGBG92	2013	PZGBJ92	2749	PZGBMM92	1487
Gallery Backsplash 96w	PZGBW96	1523	PZGBC96	1822	PZGBG96	2063	PZGBJ96	2831	PZGBMM96	1515



! Notes:

To order, specify product number and list price is as shown; Identify which gallery is to receive each specified backplash.

Wood1 includes all Wood1 veneer species and solid paint colors; inquire regarding other species/colors.

Standard Metal finish is MSBN Satin Brushed Nickel.

Solid Surface material is Avonite® Polaris, polished.

All Backsplash Panels with the Magnet designation accept CNL Magnets listed on the following page.

For widths greater than what is listed, combine two or more panels as needed to fill the desired opening.

+ Options/Parameters:

Width range: 10-124; specify by replacing the last digits of the product number and use next larger standard size for pricing.

BPGlass (Back-Painted) available in S.BLK Black or S.BWT White; Etched Glass available in GAB Black or GAW White.

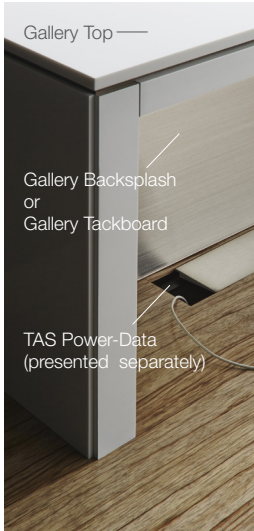
Gallery Backsplash Magnet



For Magnet-Ready Backsplashes	w	d	Product No.	\$
Magnet	0.8	0.8	CNL	83

! Note:
Standard finish is MRBS Resin Brushed Steel.

Gallery & Surround Tackboards



12.2h 1th	w	yds	Prod.No.	COM	F1	F2	F3	F4	F5	F6	F7	F8
Tackboard 40w	40	1.3	PZFT40	362	449	460	471	484	499	515	534	554
Tackboard 44w	44	1.4	PZFT44	384	478	489	502	516	531	549	569	591
Tackboard 48w	48	1.5	PZFT48	430	531	543	556	571	588	607	628	652
Tackboard 52w	52	1.6	PZFT52	463	570	583	597	613	631	652	674	700
Tackboard 56w	56	1.7	PZFT56	500	614	628	643	660	679	701	724	752
Tackboard 60w	60	1.8	PZFT60	553	674	688	704	722	742	765	791	819
Tackboard 64w	64	1.9	PZFT64	575	702	718	735	754	775	799	826	856
Tackboard 68w	68	2.1	PZFT68	605	746	763	781	802	826	853	882	916
Tackboard 72w	72	2.2	PZFT72	617	764	782	802	824	848	877	907	943
Tackboard 76w	76	2.3	PZFT76	634	788	807	827	850	876	905	938	974
Tackboard 80w	80	2.4	PZFT80	654	815	834	856	880	906	937	971	1009
Tackboard 84w	84	2.5	PZFT84	674	842	862	884	909	937	969	1004	1044
Tackboard 88w	88	2.6	PZFT88	694	868	889	912	938	967	1001	1037	1079
Tackboard 92w	92	2.7	PZFT92	712	893	915	939	966	996	1031	1068	1112
Tackboard 96w	96	2.8	PZFT96	755	943	965	990	1018	1049	1085	1125	1169
Tackboard 100w	100	2.9	PZFT100	773	967	991	1017	1046	1078	1115	1156	1202
Tackboard 104w	104	3.1	PZFT104	793	1001	1026	1053	1084	1119	1159	1202	1252
Tackboard 108w	108	3.2	PZFT108	815	1029	1055	1084	1116	1151	1193	1237	1289
Tackboard 112w	112	3.3	PZFT112	836	1057	1084	1113	1146	1183	1225	1272	1324
Tackboard 116w	116	3.4	PZFT116	857	1085	1112	1143	1177	1214	1258	1306	1360
Tackboard 120w	120	3.5	PZFT120	887	1122	1150	1181	1216	1255	1300	1349	1405
Tackboard 124w	124	3.6	PZFT124	923	1164	1193	1225	1261	1301	1348	1398	1456
	w	yds	Prod.No.	F9	F10	F11	F12	F13	F14	F15	F16	F17
Tackboard 40w	40	1.3	PZFT40	578	604	632	665	701	742	787	839	896
Tackboard 44w	44	1.4	PZFT44	616	644	675	710	749	793	842	898	959
Tackboard 48w	48	1.5	PZFT48	679	709	742	780	822	868	921	981	1047
Tackboard 52w	52	1.6	PZFT52	729	761	796	836	881	930	986	1050	1121
Tackboard 56w	56	1.7	PZFT56	782	816	854	896	944	996	1056	1124	1199
Tackboard 60w	60	1.8	PZFT60	852	888	927	972	1023	1079	1142	1214	1293
Tackboard 64w	64	1.9	PZFT64	890	928	970	1018	1071	1130	1196	1272	1356
Tackboard 68w	68	2.1	PZFT68	954	996	1042	1094	1153	1218	1292	1376	1468
Tackboard 72w	72	2.2	PZFT72	982	1026	1075	1130	1191	1259	1336	1424	1521
Tackboard 76w	76	2.3	PZFT76	1016	1062	1112	1170	1234	1306	1386	1478	1579
Tackboard 80w	80	2.4	PZFT80	1052	1100	1153	1213	1280	1355	1439	1535	1640
Tackboard 84w	84	2.5	PZFT84	1089	1139	1194	1257	1327	1404	1492	1592	1702
Tackboard 88w	88	2.6	PZFT88	1126	1178	1235	1300	1373	1453	1544	1648	1763
Tackboard 92w	92	2.7	PZFT92	1160	1214	1274	1341	1417	1500	1595	1703	1822
Tackboard 96w	96	2.8	PZFT96	1220	1276	1337	1407	1486	1573	1671	1783	1906
Tackboard 100w	100	2.9	PZFT100	1254	1312	1376	1449	1530	1620	1721	1837	1965
Tackboard 104w	104	3.1	PZFT104	1308	1370	1438	1515	1602	1698	1807	1931	2067
Tackboard 108w	108	3.2	PZFT108	1346	1410	1481	1561	1650	1749	1861	1989	2130
Tackboard 112w	112	3.3	PZFT112	1384	1450	1522	1605	1697	1800	1915	2047	2192
Tackboard 116w	116	3.4	PZFT116	1421	1489	1564	1649	1744	1850	1969	2105	2254
Tackboard 120w	120	3.5	PZFT120	1468	1538	1615	1703	1801	1909	2032	2172	2326
Tackboard 124w	124	3.6	PZFT124	1521	1593	1672	1762	1863	1974	2100	2244	2403

! Notes:
To order, specify Product Number; list price is as shown by fabric grade.
Identify which gallery or panel is to receive each specified tackboard.
Yardage requirements shown above are sufficient to cover up to four panels, assuming 54w material.
IMPORTANT: Refer to the Upholstery Guide on p.8 of the TUOHY List Price Schedule for COM fabric ordering information.
+ Options/Parametrics:
Width range: 10-124; replace the last digits of the Prod.No. and use the next larger standard size for price and yardage.

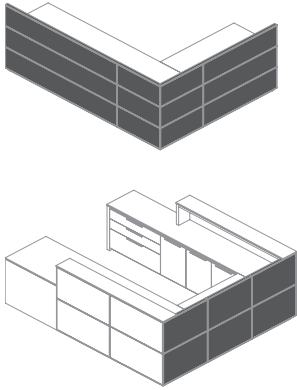


Specify: Product Number ‡ Requires field sub-assembly.
Quantity
Color/Finish
Tagging

Ship COM/COL materials and memo samples to:
TUOHY Furniture Corporation
P1 Upholstery Receiving
42 Saint Albans Place
Chatfield, MN 55923




Gallery Surround Panels
Wood1
Unframed



2d 43.8h	Prefix Code/Width Code:		Matrix Code:		
	PZG1W...1x1	...1x2	...1x3
Gallery/Surround W1 21w	...21...		2831	3628	4320
Gallery/Surround W1 24w	...24...		2963	3755	4455
Gallery/Surround W1 28w	...28...		3078	3876	4574
Gallery/Surround W1 32w	...32...		3170	3971	4668
Gallery/Surround W1 36w	...36...		3270	4070	4768
Gallery/Surround W1 40w	...40...		3350	4148	4848
Gallery/Surround W1 44w	...44...		3424	4218	4910
Gallery/Surround W1 48w	...48...		3502	4298	4991
Gallery/Surround W1 52w	...52...		3585	4376	5070
Gallery/Surround W1 56w	...56...		3737	4531	5225
Gallery/Surround W1 60w	...60...		3836	4630	5324
Gallery/Surround W1 64w	...64...		3926	4721	5416
Gallery/Surround W1 68w	...68...		4021	4817	5511
Gallery/Surround W1 72w	...72...		4120	4919	5611
Gallery/Surround W1 76w	...76...		4223	5022	5714
Gallery/Surround W1 80w	...80...		4312	5108	5806
Gallery/Surround W1 84w	...84...		4400	5195	5897
Gallery/Surround W1 88w	...88...		4493	5289	5993
Gallery/Surround W1 92w	...92...		4588	5384	6086
Gallery/Surround W1 96w	...96...		4685	5477	6180
Gallery/Surround W1 100w	...100...		4773	5572	6262
Gallery/Surround W1 104w	...104...		5105	5923	6548
Gallery/Surround W1 108w	...108...		5199	6017	6643
Gallery/Surround W1 112w	...112...		5309	6115	6751
Gallery/Surround W1 116w	...116...		5398	6212	6847
Gallery/Surround W1 120w	...120...		5486	6298	6935
Gallery/Surround W1 124w	...124...		5579	6395	7030

- ! Notes:
- Determine product number by merging Prefix, Width and Matrix Codes; reference the price. Ex: PZG1W211X1 = \$2831.
- + Options/Parametrics:
- Width range: 8-124; specify as Width Code and use next larger standard size for pricing.

PT17 Satin White



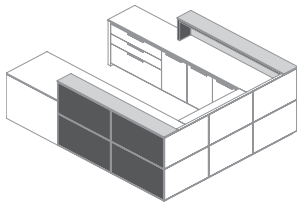
PT07 Matte Ebony



TUOHY Wood1 Species/Finishes, unframed.
19 standard hardwood offers, plus four solid color offerings.

TUOHY Wood2 species and finishes are also readily available, as are all the world's finest natural and reconstituted veneers. Inquire with Customer Service for a full presentation.

Galleries for Desks & Credenzas
Wood1
Unframed



		Prefix Code/Width Code:	Matrix Code:								
10.8d	43.8h	PZG2W...	...1x1	...1x2	...1x3	...2x1	...2x2	...2x3	...3x1	...3x2	...3x3
Gallery/DeskCred W1 76w	...76...	6067	7175	8020	6353	7415	8585	6562	7663	8465	
Gallery/DeskCred W1 80w	...80...	6154	7265	8110	6443	7503	8674	6636	7722	8540	
Gallery/DeskCred W1 84w	...84...	6240	7345	8199	6532	7593	8762	6696	7811	8615	
Gallery/DeskCred W1 88w	...88...	6359	7464	8318	6652	7711	8882	6845	7958	8762	
Gallery/DeskCred W1 92w	...92...	6449	7554	8407	6740	7800	8972	6918	8020	8837	
Gallery/DeskCred W1 96w	...96...	6541	7649	8501	6834	7895	9066	6997	8113	8917	
Gallery/DeskCred W1 100w	...100...	6628	7738	8574	6914	7984	9155	7118	8234	9036	
Gallery/DeskCred W1 104w	...104...	6955	8084	8857	7251	8294	9571	7698	8738	9422	
Gallery/DeskCred W1 108w	...108...	7042	8174	8946	7338	8381	9661	7771	8829	9498	
Gallery/DeskCred W1 112w	...112...	7163	8282	9066	7460	8501	9780	7922	8977	9645	
Gallery/DeskCred W1 116w	...116...	7251	8378	9159	7554	8596	9874	8000	9041	9722	
Gallery/DeskCred W1 120w	...120...	7371	8494	9279	7673	8713	9992	8105	9159	9830	
Gallery/DeskCred W1 124w	...124...	7460	8585	9367	7762	8804	10082	8209	9279	9949	

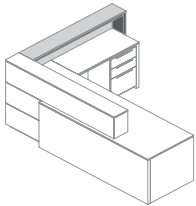
! Notes:

Determine product number by merging Prefix, Width and Matrix Codes; reference the price. Ex: PZG2W761X1 = \$6067.
Order Gallery Top and Backsplash separately and tag to your selection here.
Designate placement of Gallery on Desk or Credenza as user's Left, Center or Right.

+ Options/Parametrics:

Width range: 60-124; specify as Width Code and use next larger standard size for pricing.

Galleries for Runoffs
Wood1
Unframed



		Prefix Code/Width Code:	Matrix Code:								
10.8d	43.8h	PZG3W...	...1x1	...1x2	...1x3	...2x1	...2x2	...2x3	...3x1	...3x2	...3x3
Gallery/Runoff W1 40w LH	...40L...	4569	5366	6036	4855	5615	6230	5054	5843	6469	
Gallery/Runoff W1 40w RH	...40R...	4569	5366	6036	4855	5615	6230	5054	5843	6469	
Gallery/Runoff W1 48w LH	...48L...	4745	5541	6205	5041	5798	6413	5210	5996	6621	
Gallery/Runoff W1 48w RH	...48R...	4745	5541	6205	5041	5798	6413	5210	5996	6621	
Gallery/Runoff W1 56w LH	...56L...	4926	5719	6383	5219	5975	6592	5402	6175	6816	
Gallery/Runoff W1 56w RH	...56R...	4926	5719	6383	5219	5975	6592	5402	6175	6816	
Gallery/Runoff W1 64w LH	...64L...	5104	5900	6567	5390	6160	6775	5600	6389	7012	
Gallery/Runoff W1 64w RH	...64R...	5104	5900	6567	5390	6160	6775	5600	6389	7012	
Gallery/Runoff W1 72w LH	...72L...	5312	6111	6775	5600	6349	6984	5780	6567	7191	
Gallery/Runoff W1 72w RH	...72R...	5312	6111	6775	5600	6349	6984	5780	6567	7191	
Gallery/Runoff W1 80w LH	...80L...	5490	6290	6955	5780	6527	7163	5971	6746	7385	
Gallery/Runoff W1 80w RH	...80R...	5490	6290	6955	5780	6527	7163	5971	6746	7385	
Gallery/Runoff W1 88w LH	...88L...	5669	6461	7138	5964	6710	7345	6154	6959	7582	
Gallery/Runoff W1 88w RH	...88R...	5669	6461	7138	5964	6710	7345	6154	6959	7582	
Gallery/Runoff W1 96w LH	...96L...	5848	6640	7315	6140	6888	7524	6303	7106	7730	
Gallery/Runoff W1 96w RH	...96R...	5848	6640	7315	6140	6888	7524	6303	7106	7730	

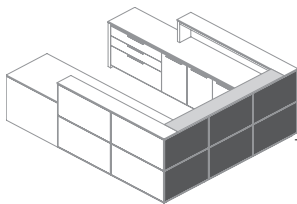
! Notes:

Determine product number by merging Prefix, Width and Matrix Codes; reference the price. Ex: PZG3W40L1X1 = \$4569.
Order Gallery Top and Backsplash separately and tag to your selection here.

+ Options/Parametrics:

Width range: 32-96; specify as Width Code and use next larger standard size for pricing.

Galleries for Bridges
Wood1
Unframed



		Prefix Code/Width Code:	Matrix Code:								
10.8d	43.8h	PZG4W...	...1x1	...1x2	...1x3	...2x1	...2x2	...2x3	...3x1	...3x2	...3x3
Gallery/Bridge W1 96w (40)	...96...	5155	5634	6129	5445	5882	5984	5609	6099	6548	
Gallery/Bridge W1 104w (48)	...104...	6349	7167	7762	6645	7373	8118	7076	7821	8312	

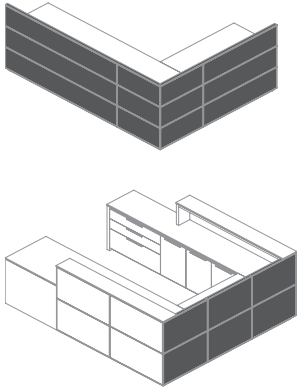
! Notes:

Determine product number by merging Prefix, Width and Matrix Codes; reference the price. Ex: PZG4W961X1 = \$5155.
Order Gallery Top and Backsplash separately and tag to your selection here.

+ Options/Parametrics:

Width range: 92-104; specify as Width Code and use next larger standard size for pricing; bridge top must be 56-in less.

Gallery Surround Panels
Polished Acrylic Solid Surface
Unframed



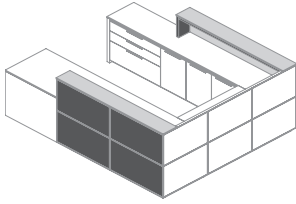
	Prefix Code/Width Code:	Matrix Code:		
2d 43.8h	PZG1C...	...1x1	...1x2	...1x3
Gallery/Surround CW 21w	...21...	4685	5105	6002
Gallery/Surround CW 24w	...24...	4910	5333	6241
Gallery/Surround CW 28w	...28...	5159	5579	6479
Gallery/Surround CW 32w	...32...	5384	5806	6707
Gallery/Surround CW 36w	...36...	5611	6032	6939
Gallery/Surround CW 40w	...40...	5819	6241	7138
Gallery/Surround CW 44w	...44...	6027	6449	7352
Gallery/Surround CW 48w	...48...	6236	6658	7565
Gallery/Surround CW 52w	...52...	6444	6864	7763
Gallery/Surround CW 56w	...56...	6726	7148	8051
Gallery/Surround CW 60w	...60...	6955	7376	8283
Gallery/Surround CW 64w	...64...	7178	7601	8495
Gallery/Surround CW 68w	...68...	7400	7821	8723
Gallery/Surround CW 72w	...72...	7624	8051	8942
Gallery/Surround CW 76w	...76...	7856	8283	9181
Gallery/Surround CW 80w	...80...	8076	8502	9403
Gallery/Surround CW 84w	...84...	8298	8723	9617
Gallery/Surround CW 88w	...88...	8520	8947	9845
Gallery/Surround CW 92w	...92...	8744	9172	10073
Gallery/Surround CW 96w	...96...	8967	9392	10286
Gallery/Surround CW 100w	...100...	9188	9617	10514
Gallery/Surround CW 104w	...104...	9727	10177	11115
Gallery/Surround CW 108w	...108...	9949	10399	11342
Gallery/Surround CW 112w	...112...	10189	10637	11585
Gallery/Surround CW 116w	...116...	10410	10862	11798
Gallery/Surround CW 120w	...120...	10630	11079	12020
Gallery/Surround CW 124w	...124...	10850	11302	12250

! Notes:
 Determine product number by merging Prefix, Width and Matrix Codes; reference the price. Ex: PZG1C211X1 = \$4685.
 Polished Acrylic Solid Surface selection is Avonite® Polaris. Other selections available on a request basis.
 + Options/Parametrics:
 Width range: 8-124; specify as Width Code and use next larger standard size for pricing.



Polished Acrylic Solid Surface: Avonite® Polaris, unframed.
 Other vendor colors and patterns are available on a project basis; contact Customer Service.

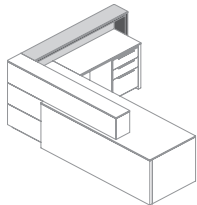
Galleries for Desks & Credenzas
Polished Acrylic Solid Surface
Unframed



		Prefix Code/Width Code:		Matrix Code:								
10.8d	43.8h	PZG2C...	...1x1	...1x2	...1x3	...2x1	...2x2	...2x3	...3x1	...3x2	...3x3	
Gallery/DeskCred CW 76w	...76...	10777	11340	12747	11312	12413	13761	11865	13580	15368		
Gallery/DeskCred CW 80w	...80...	10994	11558	12973	11531	12620	13969	12044	13761	15530		
Gallery/DeskCred CW 84w	...84...	11213	11777	13180	11748	12848	14177	12209	13940	15693		
Gallery/DeskCred CW 88w	...88...	11460	12026	13433	11996	13087	14446	12551	14267	16066		
Gallery/DeskCred CW 92w	...92...	11677	12242	13657	12212	13313	14652	12715	14446	16229		
Gallery/DeskCred CW 96w	...96...	11903	12467	13869	12438	13528	14866	12898	14628	16397		
Gallery/DeskCred CW 100w	...100...	12119	12685	14092	12654	13757	15074	13210	14925	16696		
Gallery/DeskCred CW 104w	...104...	12650	13241	14688	13091	14381	15967	13580	15491	17215		
Gallery/DeskCred CW 108w	...108...	12868	13459	14912	13310	14588	16173	13761	15669	17424		
Gallery/DeskCred CW 112w	...112...	13115	13706	15163	13556	14846	16442	14102	15998	17751		
Gallery/DeskCred CW 116w	...116...	13338	13928	15376	13782	15059	16656	14271	16179	17920		
Gallery/DeskCred CW 120w	...120...	13589	14177	15630	14030	15317	16895	14479	16390	18113		
Gallery/DeskCred CW 124w	...124...	13806	14397	15854	14247	15524	17132	14792	16683	18455		

- ! Notes:
Determine product number by merging Prefix, Width and Matrix Codes; reference the price. Ex: PZG2C761X1= \$10777.
Order Gallery Top separately and tag to your selection here.
Designate placement of Gallery on Desk or Credenza as User's Left, Center or Right.
Polished Acrylic Solid Surface selection is Avonite® Polaris. Other selections available on a request basis.
- + Options/Parametrics:
Width range: 60-124; specify as Width Code and use next larger standard size for pricing.

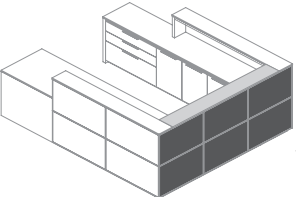
Galleries for Runoffs
Polished Acrylic Solid Surface
Unframed



		Prefix Code/Width Code:		Matrix Code:								
10.8d	43.8h	PZG3C...	...1x1	...1x2	...1x3	...2x1	...2x2	...2x3	...3x1	...3x2	...3x3	
Gallery/Runoff CW 40w LH	...40L...	7424	7825	8907	7955	8887	9917	8511	10068	11524		
Gallery/Runoff CW 40w RH	...40R...	7424	7825	8907	7955	8887	9917	8511	10068	11524		
Gallery/Runoff CW 48w LH	...48L...	7866	8266	9359	8396	9328	10340	8857	10430	11858		
Gallery/Runoff CW 48w RH	...48R...	7866	8266	9359	8396	9328	10340	8857	10430	11858		
Gallery/Runoff CW 56w LH	...56L...	8302	8702	9789	8832	9764	10787	9347	10904	12363		
Gallery/Runoff CW 56w RH	...56R...	8302	8702	9789	8832	9764	10787	9347	10904	12363		
Gallery/Runoff CW 64w LH	...64L...	8744	9147	10226	9274	10204	11238	9830	11386	12827		
Gallery/Runoff CW 64w RH	...64R...	8744	9147	10226	9274	10204	11238	9830	11386	12827		
Gallery/Runoff CW 72w LH	...72L...	9203	9611	10685	9739	10673	11682	10202	11774	13229		
Gallery/Runoff CW 72w RH	...72R...	9203	9611	10685	9739	10673	11682	10202	11774	13229		
Gallery/Runoff CW 80w LH	...80L...	9641	10047	11134	10175	11108	12130	10691	12248	13691		
Gallery/Runoff CW 80w RH	...80R...	9641	10047	11134	10175	11108	12130	10691	12248	13691		
Gallery/Runoff CW 88w LH	...88L...	10082	10488	11569	10616	11549	12580	11171	12727	14201		
Gallery/Runoff CW 88w RH	...88R...	10082	10488	11569	10616	11549	12580	11171	12727	14201		
Gallery/Runoff CW 96w LH	...96L...	10519	10924	12001	11054	11986	12996	11514	13087	14528		
Gallery/Runoff CW 96w RH	...96R...	10519	10924	12001	11054	11986	12996	11514	13087	14528		

- ! Notes:
Determine product number by merging Prefix, Width and Matrix Codes; reference the price. Ex: PZG3C40L1X1= \$7424.
Order Gallery Top separately and tag to your selection here.
Polished Acrylic Solid Surface selection is Avonite® Polaris. Other selections available on a request basis.
- + Options/Parametrics:
Width range: 32-96; specify as Width Code and use next larger standard size for pricing.

Galleries for Bridges
Polished Acrylic Solid Surface
Unframed



		Prefix Code/Width Code:		Matrix Code:								
10.8d	43.8h	PZG4C...	...1x1	...1x2	...1x3	...2x1	...2x2	...2x3	...3x1	...3x2	...3x3	
Gallery/Bridge CW 96w (40)	...96...	8387	8610	9314	9018	9591	10028	9449	10682	11842		
Gallery/Bridge CW 104w (48)	...104...	11210	11614	12691	11745	12665	13686	12206	13776	15233		

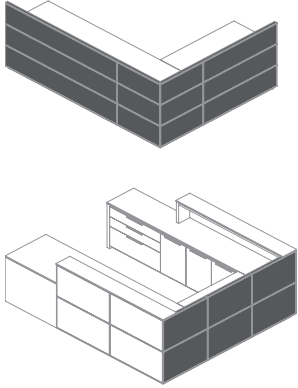
- ! Notes:
Determine product number by merging Prefix, Width and Matrix Codes; reference the price. Ex: PZG4C961X1= \$8387.
Order Gallery Top separately and tag to your selection here.
Polished Acrylic Solid Surface selection is Avonite® Polaris. Other selections available on a request basis.
- + Options/Parametrics:
Width range: 92-104; specify as Width Code and use next larger standard size for pricing; bridge top must be 56-in less.



Specify: Product Number
Quantity
Color/Finish
Tagging

‡ Requires field sub-assembly.

Gallery Surround Panels
3Form® Reflect
Unframed



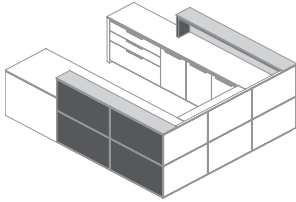
2d 43.8h	Prefix Code/Width Code:		Matrix Code:		
	PZG1F...	...1x1	...1x2	...1x3	
Gallery/Surround FR 21w	...21...	5762	6404	6984	
Gallery/Surround FR 24w	...24...	6344	6980	7565	
Gallery/Surround FR 28w	...28...	7059	7693	8279	
Gallery/Surround FR 32w	...32...	7748	8381	8967	
Gallery/Surround FR 36w	...36...	8437	9075	9661	
Gallery/Surround FR 40w	...40...	9110	9750	10335	
Gallery/Surround FR 44w	...44...	9785	10425	11009	
Gallery/Surround FR 48w	...48...	10456	11099	11682	
Gallery/Surround FR 52w	...52...	11129	11762	12359	
Gallery/Surround FR 56w	...56...	11878	12511	13107	
Gallery/Surround FR 60w	...60...	12572	13205	13786	
Gallery/Surround FR 64w	...64...	13256	13894	14476	
Gallery/Surround FR 68w	...68...	13944	14585	15163	
Gallery/Surround FR 72w	...72...	14639	15279	15858	
Gallery/Surround FR 76w	...76...	15331	15977	16556	
Gallery/Surround FR 80w	...80...	16018	16652	17242	
Gallery/Surround FR 84w	...84...	16706	17340	17930	
Gallery/Surround FR 88w	...88...	17390	18029	18620	
Gallery/Surround FR 92w	...92...	18079	18717	19308	

! Notes:
 Determine product number by merging Prefix, Width and Matrix Codes; reference the price. Ex: PZG1F211X1= \$5762.
 + Options/Parameters:
 Width range: 8-92; specify as Width Code and use next larger standard size for pricing.



3Form® Reflect, unframed.
 Other vendor colors and patterns are available on a project basis; contact Customer Service.

Galleries for Desks & Credenzas
3Form® Reflect
Unframed

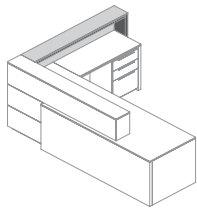


10.8d 43.8h	Prefix Code/Width Code:	Matrix Code:									
	PZG2F...	...1x1	...1x2	...1x3	...2x1	...2x2	...2x3	...3x1	...3x2	...3x3	
Gallery/DeskCred FR 76w	...76...	19228	19410	19574	19283	19452	19621	19487	19659	19829	
Gallery/DeskCred FR 80w	...80...	19913	20087	20260	19956	20137	20303	20006	20165	20348	
Gallery/DeskCred FR 84w	...84...	20597	20771	20943	20643	20821	20989	20527	20701	20872	
Gallery/DeskCred FR 88w	...88...	21306	21485	21658	21357	21534	21703	21554	21741	21909	
Gallery/DeskCred FR 92w	...92...	21989	22169	22343	22039	22218	22386	22076	22249	22433	
Gallery/DeskCred FR 96w	...96...	22681	22857	23030	22729	22907	23046	22599	22787	22957	
Gallery/DeskCred FR 100w	...100...	-	-	-	23413	23591	23729	23611	23799	23968	
Gallery/DeskCred FR 104w	...104...	-	-	-	24126	24355	24533	24191	24423	24624	
Gallery/DeskCred FR 108w	...108...	-	-	-	24810	25039	25217	24712	24959	25141	
Gallery/DeskCred FR 112w	...112...	-	-	-	25525	25754	25931	25754	25972	26183	
Gallery/DeskCred FR 116w	...116...	-	-	-	26214	26422	26619	26279	26511	26711	
Gallery/DeskCred FR 120w	...120...	-	-	-	26928	27135	27336	26828	27047	27260	
Gallery/DeskCred FR 124w	...124...	-	-	-	27611	27820	28020	27824	28056	28272	

! Notes:
Determine product number by merging Prefix, Width and Matrix Codes; reference the price. Ex: PZG2F761X1= \$19228.
Order Gallery Top separately and tag to your selection here.
Designate placement of Gallery on Desk or Credenza as user's Left, Center or Right.

+ Options/Parametrics:
Width range: 60-124; specify as Width Code and use next larger standard size for pricing.

Galleries for Runoffs
3Form® Reflect
Unframed

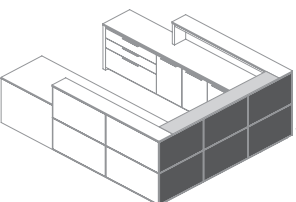


10.8d 43.8h	Prefix Code/Width Code:	Matrix Code:									
	PZG3F...	...1x1	...1x2	...1x3	...2x1	...2x2	...2x3	...3x1	...3x2	...3x3	
Gallery/Runoff FR 40w LH	...40L...	11192	11305	11421	11242	11355	11451	11451	11543	11657	
Gallery/Runoff FR 40w RH	...40R...	11192	11305	11421	11242	11355	11451	11451	11543	11657	
Gallery/Runoff FR 48w LH	...48L...	12559	12679	12794	12616	12727	12824	12481	12590	12704	
Gallery/Runoff FR 48w RH	...48R...	12559	12679	12794	12616	12727	12824	12481	12590	12704	
Gallery/Runoff FR 56w LH	...56L...	13928	14037	14162	13973	14099	14192	14014	14136	14236	
Gallery/Runoff FR 56w RH	...56R...	13928	14037	14162	13973	14099	14192	14014	14136	14236	
Gallery/Runoff FR 64w LH	...64L...	15296	15412	15521	15347	15450	15564	15550	15659	15774	
Gallery/Runoff FR 64w RH	...64R...	15296	15412	15521	15347	15450	15564	15550	15659	15774	
Gallery/Runoff FR 72w LH	...72L...	16696	16809	16919	16744	16850	16964	16622	16729	16844	
Gallery/Runoff FR 72w RH	...72R...	16696	16809	16919	16744	16850	16964	16622	16729	16844	
Gallery/Runoff FR 80w LH	...80L...	18059	18169	18287	18104	18216	18332	18154	18249	18377	
Gallery/Runoff FR 80w RH	...80R...	18059	18169	18287	18104	18216	18332	18154	18249	18377	
Gallery/Runoff FR 88w LH	...88L...	19427	19541	19659	19477	19590	19706	19675	19799	19913	
Gallery/Runoff FR 88w RH	...88R...	19427	19541	19659	19477	19590	19706	19675	19799	19913	
Gallery/Runoff FR 96w LH	...96L...	20795	20909	21027	20843	20959	21044	20716	20839	20954	
Gallery/Runoff FR 96w RH	...96R...	20795	20909	21027	20843	20959	21044	20716	20839	20954	

! Notes:
Determine product number by merging Prefix, Width and Matrix Codes; reference the price. Ex: PZG3F40L1X1= \$11192.
Order Gallery Top separately and tag to your selection here.

+ Options/Parametrics:
Width range: 32-96; specify as Width Code and use next larger standard size for pricing.

Galleries for Bridges
3Form® Reflect
Unframed

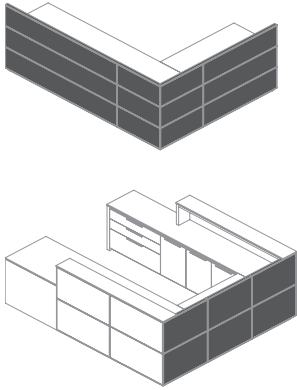


10.8d 43.8h	Prefix Code/Width Code:	Matrix Code:									
	PZG4F...	...1x1	...1x2	...1x3	...2x1	...2x2	...2x3	...3x1	...3x2	...3x3	
Gallery/Bridge FR 96w (40)	...96...	18911	18962	19024	18960	19012	19041	18833	18893	18950	
Gallery/Bridge FR 104w (48)	...104...	-	-	-	22925	23093	23215	22827	23013	23141	

! Notes:
Determine product number by merging Prefix, Width and Matrix Codes; reference the price. Ex: PZG4F961X1= \$18911.
Order Gallery Top separately and tag to your selection here.

+ Options/Parametrics:
Width range: 92-104; specify as Width Code and use next larger standard size for pricing; bridge top must be 56-in less.

Gallery Surround Panels
Carrara Marble
Unframed



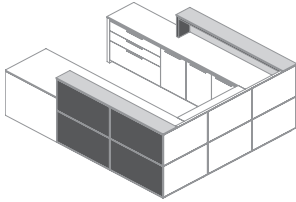
2d 43.8h	Prefix Code/Width Code:		Matrix Code:		
	PZG1S...1x1	...1x2	...1x3
Gallery/Surround SC 21w	...21...		4991	5234	5511
Gallery/Surround SC 24w	...24...		5477	5720	6002
Gallery/Surround SC 28w	...28...		6067	6305	6597
Gallery/Surround SC 32w	...32...		6632	6875	7153
Gallery/Surround SC 36w	...36...		7197	7439	7728
Gallery/Surround SC 40w	...40...		7748	7996	8270
Gallery/Surround SC 44w	...44...		8298	8540	8823
Gallery/Surround SC 48w	...48...		8849	9086	9377
Gallery/Surround SC 52w	...52...		9392	9641	9920
Gallery/Surround SC 56w	...56...		10018	10262	10548
Gallery/Surround SC 60w	...60...		10589	10826	11109
Gallery/Surround SC 64w	...64...		11152	11397	11679
Gallery/Surround SC 68w	...68...		11714	11956	12236
Gallery/Surround SC 72w	...72...		12284	12533	12807
Gallery/Surround SC 76w	...76...		12858	13103	13389
Gallery/Surround SC 80w	...80...		13419	13658	13940
Gallery/Surround SC 84w	...84...		13979	14225	14510
Gallery/Surround SC 88w	...88...		14544	14786	15064
Gallery/Surround SC 92w	...92...		15110	15347	15635
Gallery/Surround SC 96w	...96...		15677	15917	16205

- ! Notes:
 Determine product number by merging Prefix, Width and Matrix Codes; reference the price. Ex: PZG1S211X1= \$4991.
 Inquire with Customer Service for customer-supplied stone.
- + Options/Parametrics:
 Width range: 8-96; specify as Width Code and specify as Width Code and use next larger standard size for pricing.



Carrara Marble, unframed.
 Inquire with Customer Service about using customer-supplied stone.

Galleries for Desks & Credenzas
Carrara Marble
Unframed

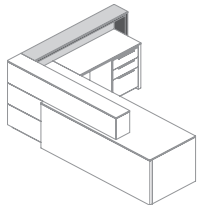


Prefix Code/Width Code:		Matrix Code:									
10.8d	43.8h	PZG2S...	...1x1	...1x2	...1x3	...2x1	...2x2	...2x3	...3x1	...3x2	...3x3
Gallery/DeskCred SC 76w	...76...		16755	17111	17405	16895	17269	17538	17305	17687	17969
Gallery/DeskCred SC 80w	...80...		17315	17667	17954	17450	17835	18104	17737	18104	18401
Gallery/DeskCred SC 84w	...84...		17871	18233	18519	18016	18382	18667	18154	18551	18833
Gallery/DeskCred SC 88w	...88...		18461	18818	19100	18600	18976	19264	19016	19382	19651
Gallery/DeskCred SC 92w	...92...		19019	19373	19665	19153	19541	19799	19447	19829	20081
Gallery/DeskCred SC 96w	...96...		19587	19941	20236	19724	20090	20369	19868	20250	20517
Gallery/DeskCred SC 100w	...100...		-	-	-	20280	20658	20933	20701	21083	21350
Gallery/DeskCred SC 104w	...104...		-	-	-	20963	21461	21856	21312	21886	22316
Gallery/DeskCred SC 108w	...108...		-	-	-	21529	22025	22422	21741	22301	22749
Gallery/DeskCred SC 112w	...112...		-	-	-	22114	22620	23017	22590	23166	23611
Gallery/DeskCred SC 116w	...116...		-	-	-	22673	23168	23587	23026	23587	24047
Gallery/DeskCred SC 120w	...120...		-	-	-	23268	23765	24181	23473	24034	24507
Gallery/DeskCred SC 124w	...124...		-	-	-	23824	24330	24716	24305	24865	25343

! Notes:
Determine product number by merging Prefix, Width and Matrix Codes; reference the price. Ex: PZG2S761X1= \$16755.
Order Gallery Top separately and tag to your selection here.
Designate placement of Gallery on Desk or Credenza as user's Left, Center or Right.
Inquire with Customer Service for customer-supplied stone.

+ Options/Parametrics:
Width range: 60-124; specify as Width Code and specify as Width Code and use next larger standard size for pricing.

Galleries for Runoffs
Carrara Marble
Unframed

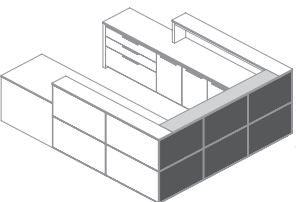


Prefix Code/Width Code:		Matrix Code:									
10.8d	43.8h	PZG3S...	...1x1	...1x2	...1x3	...2x1	...2x2	...2x3	...3x1	...3x2	...3x3
Gallery/Runoff SC 40w LH	...40L...		9984	10234	10452	10126	10394	10604	10538	10809	11021
Gallery/Runoff SC 40w RH	...40R...		9984	10234	10452	10126	10394	10604	10538	10809	11021
Gallery/Runoff SC 48w LH	...48L...		11108	11351	11590	11242	11509	11737	11390	11649	11888
Gallery/Runoff SC 48w RH	...48R...		11108	11351	11590	11242	11509	11737	11390	11649	11888
Gallery/Runoff SC 56w LH	...56L...		12224	12472	12704	12363	12620	12839	12641	12898	13107
Gallery/Runoff SC 56w RH	...56R...		12224	12472	12704	12363	12620	12839	12641	12898	13107
Gallery/Runoff SC 64w LH	...64L...		13349	13597	13824	13487	13757	13973	13894	14153	14376
Gallery/Runoff SC 64w RH	...64R...		13349	13597	13824	13487	13757	13973	13894	14153	14376
Gallery/Runoff SC 72w LH	...72L...		14494	14746	14968	14637	14894	15102	14786	15045	15268
Gallery/Runoff SC 72w RH	...72R...		14494	14746	14968	14637	14894	15102	14786	15045	15268
Gallery/Runoff SC 80w LH	...80L...		15613	15857	16085	15749	16026	16235	16035	16295	16532
Gallery/Runoff SC 80w RH	...80R...		15613	15857	16085	15749	16026	16235	16035	16295	16532
Gallery/Runoff SC 88w LH	...88L...		16735	16982	17207	16874	17141	17369	17291	17547	17756
Gallery/Runoff SC 88w RH	...88R...		16735	16982	17207	16874	17141	17369	17291	17547	17756
Gallery/Runoff SC 96w LH	...96L...		17855	18104	18335	17993	18252	18470	18138	18410	18618
Gallery/Runoff SC 96w RH	...96R...		17855	18104	18335	17993	18252	18470	18138	18410	18618

! Notes:
Determine product number by merging Prefix, Width and Matrix Codes; reference the price. Ex: PZG3S40L1X1= \$9984.
Order Gallery Top separately and tag to your selection here.
Inquire with Customer Service for customer-supplied stone.

+ Options/Parametrics:
Width range: 32-96; specify as Width Code and specify as Width Code and use next larger standard size for pricing.

Galleries for Bridges
Carrara Marble
Unframed



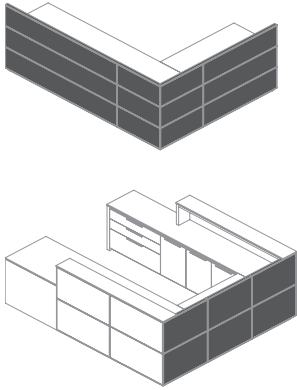
Prefix Code/Width Code:		Matrix Code:									
10.8d	43.8h	PZG4S...	...1x1	...1x2	...1x3	...2x1	...2x2	...2x3	...3x1	...3x2	...3x3
Gallery/Bridge SC 96w (40)	...96...		16123	16265	16438	16265	16412	16571	16409	16571	16721
Gallery/Bridge SC 104w (48)	...104...		-	-	-	20945	21330	21688	21295	21748	22148

! Notes:
Determine product number by merging Prefix, Width and Matrix Codes; reference the price. Ex: PZG4S961X1= \$16123.
Order Gallery Top separately and tag to your selection here.
Inquire with Customer Service for customer-supplied stone.

+ Options/Parametrics:
Width range: 92-104; specify as Width Code and use next larger standard size for pricing; bridge top must be 56-in less.

Specify: Product Number ‡ Requires field sub-assembly.
Quantity
Color/Finish
Tagging

Gallery Surround Panels
Satin Brushed Nickel
Uncaptured Frame



2d 43.8h	Prefix Code/Width Code:		Matrix Code:		
	PZG1BN...1x1	...1x2	...1x3
Gallery/Surround BN 21w	...21...		3374	4451	4976
Gallery/Surround BN 24w	...24...		3569	4668	5199
Gallery/Surround BN 28w	...28...		3763	4888	5465
Gallery/Surround BN 32w	...32...		3935	5091	5681
Gallery/Surround BN 36w	...36...		4113	5298	5915
Gallery/Surround BN 40w	...40...		4268	5465	6142
Gallery/Surround BN 44w	...44...		4425	5656	6341
Gallery/Surround BN 48w	...48...		4584	5844	6552
Gallery/Surround BN 52w	...52...		4739	6021	6767
Gallery/Surround BN 56w	...56...		4973	6286	7052
Gallery/Surround BN 60w	...60...		5144	6494	7286
Gallery/Surround BN 64w	...64...		5312	6685	7516
Gallery/Surround BN 68w	...68...		5486	6889	7744
Gallery/Surround BN 72w	...72...		5665	7098	7975
Gallery/Surround BN 76w	...76...		5844	7301	8213
Gallery/Surround BN 80w	...80...		6013	7499	8437
Gallery/Surround BN 84w	...84...		6187	7703	8666
Gallery/Surround BN 88w	...88...		6353	7896	8893
Gallery/Surround BN 92w	...92...		6527	8101	9106
Gallery/Surround BN 96w	...96...		6701	8303	9349

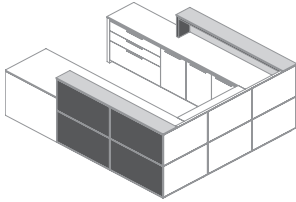
! Notes:
Determine product number by merging Prefix, Width and Matrix Codes; reference the price. Ex: PZG1BN211X1= \$3374.
+ Options/Parametrics:
Width range: 8-96; specify as Width Code and use next larger standard size for pricing.

Uncaptured frames
have no lip.



MSBN Satin Brushed Nickel, captured in an extruded MRBAS aluminum frame.

Galleries for Desks & Credenzas
Satin Brushed Nickel
Uncaptured Frame

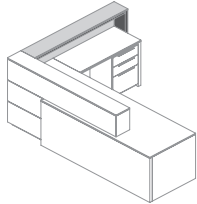


10.8d 43.8h	Prefix Code/Width Code:	Matrix Code:									
	PZG2BN...	...1x1	...1x2	...1x3	...2x1	...2x2	...2x3	...3x1	...3x2	...3x3	
Gallery/DeskCred BN 76w	...76...	8014	9783	11531	8652	10091	11351	9347	10974	12704	
Gallery/DeskCred BN 80w	...80...	8155	9984	11753	8823	10280	11590	9481	11093	12868	
Gallery/DeskCred BN 84w	...84...	8321	10180	11975	8992	10470	11768	9616	11242	13076	
Gallery/DeskCred BN 88w	...88...	7570	10399	12230	9188	10685	12036	9882	11569	13359	
Gallery/DeskCred BN 92w	...92...	7738	10598	12451	9359	10895	12272	10003	11720	13567	
Gallery/DeskCred BN 96w	...96...	7875	10790	12679	9533	11087	12486	10155	11871	13736	
Gallery/DeskCred BN 100w	...100...	-	-	-	9690	11296	12725	10365	12140	14032	
Gallery/DeskCred BN 104w	...104...	-	-	-	9908	11585	13112	10604	12438	14018	
Gallery/DeskCred BN 108w	...108...	-	-	-	10076	11832	13289	10736	12616	14225	
Gallery/DeskCred BN 112w	...112...	-	-	-	10274	12011	13556	10988	12944	14598	
Gallery/DeskCred BN 116w	...116...	-	-	-	10448	12206	13798	11141	13066	14768	
Gallery/DeskCred BN 120w	...120...	-	-	-	10649	12442	14037	11291	13247	14960	
Gallery/DeskCred BN 124w	...124...	-	-	-	10805	12629	14275	11531	13543	15257	

! Notes:
Determine product number by merging Prefix, Width and Matrix Codes; reference the price. Ex: PZG2BN761X1= \$8014.
Order Gallery Top separately and tag to your selection here.
Designate placement of Gallery on Desk or Credenza as user's Left, Center or Right.

+ Options/Parametrics:
Width range: 60-124; specify as Width Code and use next larger standard size for pricing.

Galleries for Runoffs
Satin Brushed Nickel
Uncaptured Frame

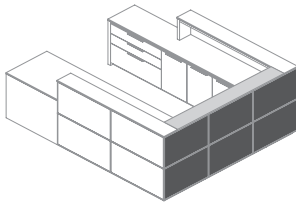


10.8d 43.8h	Prefix Code/Width Code:	Matrix Code:									
	PZG3BN...	...1x1	...1x2	...1x3	...2x1	...2x2	...2x3	...3x1	...3x2	...3x3	
Gallery/Runoff BN 40w LH	...40L...	5759	6816	8030	6407	7420	8266	7088	8302	9636	
Gallery/Runoff BN 40w RH	...40R...	5759	6816	8030	6407	7420	8266	7088	8302	9636	
Gallery/Runoff BN 48w LH	...48L...	6097	7216	8480	6751	7821	8719	7360	8574	10013	
Gallery/Runoff BN 48w RH	...48R...	6097	7216	8480	6751	7821	8719	7360	8574	10013	
Gallery/Runoff BN 56w LH	...56L...	6428	7603	8912	7068	8199	9196	7718	9050	10473	
Gallery/Runoff BN 56w RH	...56R...	6428	7603	8912	7068	8199	9196	7718	9050	10473	
Gallery/Runoff BN 64w LH	...64L...	6767	7995	9377	7409	8599	9616	8110	9473	10983	
Gallery/Runoff BN 64w RH	...64R...	6767	7995	9377	7409	8599	9616	8110	9473	10983	
Gallery/Runoff BN 72w LH	...72L...	7132	8422	9839	7775	9026	10091	8407	9800	11340	
Gallery/Runoff BN 72w RH	...72R...	7132	8422	9839	7775	9026	10091	8407	9800	11340	
Gallery/Runoff BN 80w LH	...80L...	7464	8808	10284	8105	9402	10569	8762	10217	11847	
Gallery/Runoff BN 80w RH	...80R...	7464	8808	10284	8105	9402	10569	8762	10217	11847	
Gallery/Runoff BN 88w LH	...88L...	6884	9200	10753	8444	9783	10988	9138	10666	12312	
Gallery/Runoff BN 88w RH	...88R...	6884	9200	10753	8444	9783	10988	9138	10666	12312	
Gallery/Runoff BN 96w LH	...96L...	7163	9595	11185	8783	10180	11436	9407	10965	12685	
Gallery/Runoff BN 96w RH	...96R...	7163	9595	11185	8783	10180	11436	9407	10965	12685	

! Notes:
Determine product number by merging Prefix, Width and Matrix Codes; reference the price. Ex: PZG3BN40L1X1= \$5759.
Order Gallery Top separately and tag to your selection here.

+ Options/Parametrics:
Width range: 32-96; specify as Width Code and use next larger standard size for pricing.

Galleries for Bridges
Satin Brushed Nickel
Uncaptured Frame



10.8d 43.8h	Prefix Code/Width Code:	Matrix Code:									
	PZG4BN...	...1x1	...1x2	...1x3	...2x1	...2x2	...2x3	...3x1	...3x2	...3x3	
Gallery/Bridge BN 96w (40)	...96...	6142	8003	9225	7651	8834	9890	8248	9578	11079	
Gallery/Bridge BN 104w (48)	...104...	-	-	-	8882	10406	11656	9513	11150	12548	

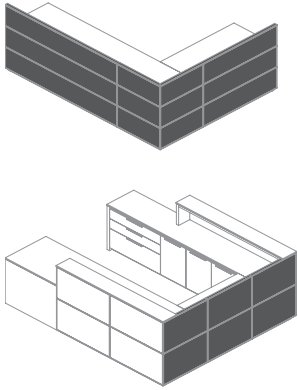
! Notes:
Determine product number by merging Prefix, Width and Matrix Codes; reference the price. Ex: PZG4BN961X1= \$6142.
Order Gallery Top separately and tag to your selection here.

+ Options/Parametrics:
Width range: 92-104; specify as Width Code and use next larger standard size for pricing; bridge top must be 56-in less.

Specify: Product Number
Quantity
Color/Finish
Tagging

‡ Requires field sub-assembly.

Gallery Surround Panels
 Silix Faux Leather
 Unframed



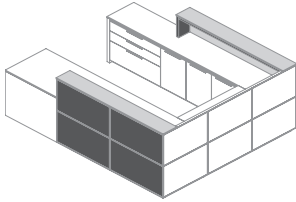
2d 43.8h	Prefix Code/Width Code:		Matrix Code:		
	PZG1P...1x1	...1x2	...1x3
Gallery/Surround PR 21w	...21...		3282	3797	4531
Gallery/Surround PR 24w	...24...		3478	3996	4721
Gallery/Surround PR 28w	...28...		3683	4192	4931
Gallery/Surround PR 32w	...32...		3860	4376	5102
Gallery/Surround PR 36w	...36...		4045	4556	5289
Gallery/Surround PR 40w	...40...		4207	4713	5458
Gallery/Surround PR 44w	...44...		4366	4880	5611
Gallery/Surround PR 48w	...48...		4531	5042	5780
Gallery/Surround PR 52w	...52...		4692	5210	5947
Gallery/Surround PR 56w	...56...		4931	5441	6176
Gallery/Surround PR 60w	...60...		5115	5629	6364
Gallery/Surround PR 64w	...64...		5294	5806	6532
Gallery/Surround PR 68w	...68...		5471	5989	6715
Gallery/Surround PR 72w	...72...		5656	6165	6905
Gallery/Surround PR 76w	...76...		5838	6349	7083
Gallery/Surround PR 80w	...80...		6013	6527	7262
Gallery/Surround PR 84w	...84...		6191	6701	7445
Gallery/Surround PR 88w	...88...		6368	6884	7613
Gallery/Surround PR 92w	...92...		6548	7059	7796
Gallery/Surround PR 96w	...96...		6726	7241	7965
Gallery/Surround PR 100w	...100...		6905	7416	8149
Gallery/Surround PR 104w	...104...		7228	7955	8912
Gallery/Surround PR 108w	...108...		7404	8131	9081
Gallery/Surround PR 112w	...112...		7595	8319	9279
Gallery/Surround PR 116w	...116...		7771	8502	9449
Gallery/Surround PR 120w	...120...		7947	8671	9626
Gallery/Surround PR 124w	...124...		8124	8855	9809

! Notes:
 Determine product number by merging Prefix, Width and Matrix Codes; reference the price. Ex: PZG1P211X1= \$3282.
 + Options/Parametrics:
 Width range: 8-124; specify as Width Code and use next larger standard size for pricing.



TUOHY Silix Faux Leather, unframed
 Available in 19 standard colors. Inquire regarding use of COM fabrics suitable for vertical application.

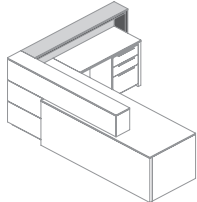
Galleries for Desks & Credenzas
Silex Faux Leather
Unframed



		Prefix Code/Width Code:		Matrix Code:								
10.8d	43.8h	PZG2P...	...1x1	...1x2	...1x3	...2x1	...2x2	...2x3	...3x1	...3x2	...3x3	
Gallery/DeskCred PR 76w	...76...	8064	8702	9565	8336	8882	9478	8652	9258	9864		
Gallery/DeskCred PR 80w	...80...	8237	8882	9744	8506	9050	9656	8789	9377	10028		
Gallery/DeskCred PR 84w	...84...	8411	9050	9923	8674	9219	9833	8936	9527	10147		
Gallery/DeskCred PR 88w	...88...	8615	9258	10118	8882	9437	10013	9203	9794	10430		
Gallery/DeskCred PR 92w	...92...	8789	9428	10295	9050	9606	10192	9339	9942	10548		
Gallery/DeskCred PR 96w	...96...	8966	9611	10463	9233	9780	10375	9492	10068	10715		
Gallery/DeskCred PR 100w	...100...	9138	9780	10642	9402	9949	10553	9731	10304	10924		
Gallery/DeskCred PR 104w	...104...	9456	10316	11401	9731	10295	10910	10058	10632	11221		
Gallery/DeskCred PR 108w	...108...	9632	10484	11564	9908	10463	11087	10204	10753	11386		
Gallery/DeskCred PR 112w	...112...	9830	10682	11774	10106	10661	11267	10473	11049	11670		
Gallery/DeskCred PR 116w	...116...	10008	10865	11941	10289	10854	11451	10612	11171	11792		
Gallery/DeskCred PR 120w	...120...	10208	11063	12149	10488	11054	11657	10790	11351	11941		
Gallery/DeskCred PR 124w	...124...	10385	11242	12327	10666	11221	11837	11029	11590	12191		

- ! Notes:
 Determine product number by merging Prefix, Width and Matrix Codes; reference the price. Ex: PZG2P761X1= \$8064.
 Order Gallery Top separately and tag to your selection here.
 Designate placement of Gallery on Desk or Credenza as user's Left, Center or Right.
- + Options/Parametrics:
 Width range: 60-124; specify as Width Code and use next larger standard size for pricing.

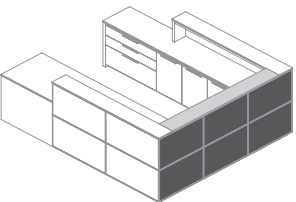
Galleries for Runoffs
Silex Faux Leather
Unframed



		Prefix Code/Width Code:		Matrix Code:								
10.8d	43.8h	PZG3P...	...1x1	...1x2	...1x3	...2x1	...2x2	...2x3	...3x1	...3x2	...3x3	
Gallery/Runoff PR 40w LH	...40L...	5669	6180	6929	5939	6359	6839	6266	6715	7211		
Gallery/Runoff PR 40w RH	...40R...	5669	6180	6929	5939	6359	6839	6266	6715	7211		
Gallery/Runoff PR 48w LH	...48L...	6017	6532	7276	6281	6701	7172	6536	6989	7499		
Gallery/Runoff PR 48w RH	...48R...	6017	6532	7276	6281	6701	7172	6536	6989	7499		
Gallery/Runoff PR 56w LH	...56L...	6364	6878	7619	6628	7058	7529	6924	7373	7871		
Gallery/Runoff PR 56w RH	...56R...	6364	6878	7619	6628	7058	7529	6924	7373	7871		
Gallery/Runoff PR 64w LH	...64L...	6715	7232	7964	6979	7400	7892	7301	7766	8248		
Gallery/Runoff PR 64w RH	...64R...	6715	7232	7964	6979	7400	7892	7301	7766	8248		
Gallery/Runoff PR 72w LH	...72L...	7092	7607	8351	7356	7787	8248	7613	8064	8561		
Gallery/Runoff PR 72w RH	...72R...	7092	7607	8351	7356	7787	8248	7613	8064	8561		
Gallery/Runoff PR 80w LH	...80L...	7436	7955	8694	7703	8124	8603	7984	8450	8977		
Gallery/Runoff PR 80w RH	...80R...	7436	7955	8694	7703	8124	8603	7984	8450	8977		
Gallery/Runoff PR 88w LH	...88L...	7787	8306	9041	8054	8485	8936	8378	8841	9352		
Gallery/Runoff PR 88w RH	...88R...	7787	8306	9041	8054	8485	8936	8378	8841	9352		
Gallery/Runoff PR 96w LH	...96L...	8133	8652	9382	8402	8823	9294	8659	9110	9636		
Gallery/Runoff PR 96w RH	...96R...	8133	8652	9382	8402	8823	9294	8659	9110	9636		

- ! Notes:
 Determine product number by merging Prefix, Width and Matrix Codes; reference the price. Ex: PZG3P40L1X1= \$5669.
 Order Gallery Top separately and tag to your selection here.
- + Options/Parametrics:
 Width range: 32-96; specify as Width Code and use next larger standard size for pricing.

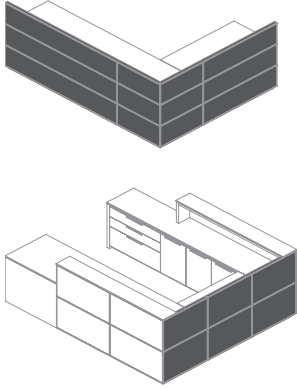
Galleries for Bridges
Silex Faux Leather
Unframed



		Prefix Code/Width Code:		Matrix Code:								
10.8d	43.8h	PZG4P...	...1x1	...1x2	...1x3	...2x1	...2x2	...2x3	...3x1	...3x2	...3x3	
Gallery/Bridge PR 96w (40)	...96...	7301	7698	8301	7570	7866	8213	7826	8155	8555		
Gallery/Bridge PR 104w (48)	...104...	8798	9527	10483	9075	9508	10008	9372	9794	10304		

- ! Notes:
 Determine product number by merging Prefix, Width and Matrix Codes; reference the price. Ex: PZG4P961X1= \$7301.
 Order Gallery Top separately and tag to your selection here.
- + Options/Parametrics:
 Width range: 92-104; specify as Width Code and use next larger standard size for pricing; bridge top must be 56-in less.

Gallery Surround Panels
Back-Painted Glass
Uncaptured Frame



2d 43.8h	Prefix Code/Width Code:		Matrix Code:		
	PZG1GB...1x1	...1x2	...1x3
Gallery/Surround GB 21w	...21...		3974	5255	5615
Gallery/Surround GB 24w	...24...		4253	5549	5943
Gallery/Surround GB 28w	...28...		4559	5873	6298
Gallery/Surround GB 32w	...32...		4841	6187	6632
Gallery/Surround GB 36w	...36...		5134	6449	6984
Gallery/Surround GB 40w	...40...		5398	6792	7316
Gallery/Surround GB 44w	...44...		5670	7086	7633
Gallery/Surround GB 48w	...48...		5939	7385	7965
Gallery/Surround GB 52w	...52...		6206	7673	8283
Gallery/Surround GB 56w	...56...		6548	8045	8674
Gallery/Surround GB 60w	...60...		6841	8358	9026
Gallery/Surround GB 64w	...64...		7118	8664	9374
Gallery/Surround GB 68w	...68...		7404	8975	9707
Gallery/Surround GB 72w	...72...		7693	9294	10059
Gallery/Surround GB 76w	...76...		7985	9605	10399
Gallery/Surround GB 80w	...80...		8264	9915	10728
Gallery/Surround GB 84w	...84...		8550	10223	11074
Gallery/Surround GB 88w	...88...		-	10530	11421
Gallery/Surround GB 92w	...92...		-	10838	11753
Gallery/Surround GB 96w	...96...		-	11153	12100
Gallery/Surround GB 100w	...100...		-	-	12433

! Notes:


Determine product number by merging Prefix, Width and Matrix Codes; reference the price. Ex: PZG1GB211X1= \$3974.

+ Options/Parametrics:

Width range: 8-100; specify as Width Code and use next larger standard size for pricing.

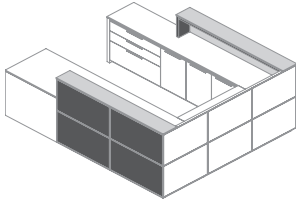
Back-Painted Glass panels available in S.BLK Black and S.BWT White; match colors on special request.

Uncaptured frames
have no lip.



Back-Painted Glass, captured in an extruded MRBAS aluminum frame.
Customer match paint colors for the glass may also be applied; contact Customer Service.

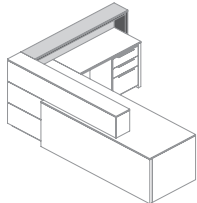
Galleries for Desks & Credenzas
Back-Painted Glass
Uncaptured Frame



		Prefix Code/Width Code:	Matrix Code:								
10.8d	43.8h	PZG2GB...	...1x1	...1x2	...1x3	...2x1	...2x2	...2x3	...3x1	...3x2	...3x3
Gallery/DeskCred GB 76w	...76...		10463	12075	13700	11252	12670	13969	12001	13601	15368
Gallery/DeskCred GB 80w	...80...		10739	12383	14030	11531	12977	14297	12224	13839	15620
Gallery/DeskCred GB 84w	...84...		11024	12691	14370	11816	13283	14593	12431	14050	15873
Gallery/DeskCred GB 88w	...88...		-	13028	14728	12125	13622	14981	12862	14525	16376
Gallery/DeskCred GB 92w	...92...		-	13334	15053	12401	13928	15306	13071	14792	16630
Gallery/DeskCred GB 96w	...96...		-	13646	15401	12685	14243	15669	13300	15035	16889
Gallery/DeskCred GB 100w	...100...		-	-	15743	12961	14549	15998	13686	15450	17365
Gallery/DeskCred GB 104w	...104...		-	-	-	13289	14956	16502	14000	15839	17438
Gallery/DeskCred GB 108w	...108...		-	-	-	13567	15322	16800	14236	16106	17737
Gallery/DeskCred GB 112w	...112...		-	-	-	13885	15601	17157	14652	16580	18241
Gallery/DeskCred GB 116w	...116...		-	-	-	14166	15911	17516	14882	16825	18501
Gallery/DeskCred GB 120w	...120...		-	-	-	14474	16249	17876	15120	17061	18826
Gallery/DeskCred GB 124w	...124...		-	-	-	14741	16575	18233	15521	17509	19258

! Notes:
Determine product number by merging Prefix, Width and Matrix Codes; reference the price. Ex: PZG2GB761X1= \$10463.
Order Gallery Top separately and tag to your selection here.
Designate placement of Gallery on Desk or Credenza as user's Left, Center or Right.
+ Options/Parametrics:
Width range: 60-124; specify as Width Code and use next larger standard size for pricing.
Back-Painted Glass panels available in S.BLK Black and S.BWT White; match colors on special request.

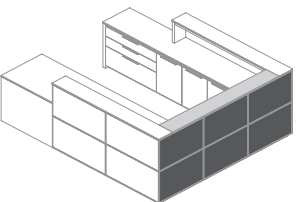
Galleries for Runoffs
Back-Painted Glass
Uncaptured Frame



		Prefix Code/Width Code:	Matrix Code:								
10.8d	43.8h	PZG3GB...	...1x1	...1x2	...1x3	...2x1	...2x2	...2x3	...3x1	...3x2	...3x3
Gallery/Runoff GB 40w LH	...40L...		7113	8174	9382	7762	8759	9636	8494	9690	11033
Gallery/Runoff GB 40w RH	...40R...		7113	8174	9382	7762	8759	9636	8494	9690	11033
Gallery/Runoff GB 48w LH	...48L...		7677	8792	10058	8321	9398	10325	8931	10172	11590
Gallery/Runoff GB 48w RH	...48R...		7677	8792	10058	8321	9398	10325	8931	10172	11590
Gallery/Runoff GB 56w LH	...56L...		8234	9407	10727	8878	9992	11008	9557	10854	12317
Gallery/Runoff GB 56w RH	...56R...		8234	9407	10727	8878	9992	11008	9557	10854	12317
Gallery/Runoff GB 64w LH	...64L...		8792	10017	11401	9437	10612	11639	10184	11543	13052
Gallery/Runoff GB 64w RH	...64R...		8792	10017	11401	9437	10612	11639	10184	11543	13052
Gallery/Runoff GB 72w LH	...72L...		9382	10673	12099	10034	11256	12352	10649	12050	13589
Gallery/Runoff GB 72w RH	...72R...		9382	10673	12099	10034	11256	12352	10649	12050	13589
Gallery/Runoff GB 80w LH	...80L...		9938	11276	12770	10578	11871	13037	11272	12734	14359
Gallery/Runoff GB 80w RH	...80R...		9938	11276	12770	10578	11871	13037	11272	12734	14359
Gallery/Runoff GB 88w LH	...88L...		-	11895	13444	11147	12491	13696	11888	13393	15095
Gallery/Runoff GB 88w RH	...88R...		-	11895	13444	11147	12491	13696	11888	13393	15095
Gallery/Runoff GB 96w LH	...96L...		-	12510	14112	11702	13107	14381	12317	13898	15601
Gallery/Runoff GB 96w RH	...96R...		-	12510	14112	11702	13107	14381	12317	13898	15601

! Notes:
Determine product number by merging Prefix, Width and Matrix Codes; reference the price. Ex: PZG3GB40L1X1= \$7113.
Order Gallery Top separately and tag to your selection here.
+ Options/Parametrics:
Width range: 32-96; specify as Width Code and use next larger standard size for pricing.
Back-Painted Glass panels available in S.BLK Black and S.BWT White; match colors on special request.

Galleries for Bridges
Back-Painted Glass
Uncaptured Frame



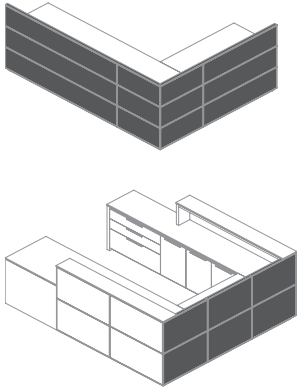
		Prefix Code/Width Code:	Matrix Code:								
10.8d	43.8h	PZG4GB...	...1x1	...1x2	...1x3	...2x1	...2x2	...2x3	...3x1	...3x2	...3x3
Gallery/Bridge GB 96w (40)	...96...		-	11374	12824	10724	11972	13091	11337	12763	14311
Gallery/Bridge GB 104w (48)	...104...		-	-	-	13185	14778	16229	13898	15687	17212

! Notes:
Determine product number by merging Prefix, Width and Matrix Codes; reference the price. Ex: PZG4GB961X2= \$11374.
Order Gallery Top separately and tag to your selection here.
+ Options/Parametrics:
Width range: 92-104; specify as Width Code and use next larger standard size for pricing; bridge top must be 56-in less.
Back-Painted Glass panels available in S.BLK Black and S.BWT White; match colors on special request.

Specify: Product Number
Quantity
Color/Finish
Tagging

‡ Requires field sub-assembly.


Gallery Surround Panels
Stainless Steel Wire Mesh
Captured Frame



	Prefix Code/Width Code:	Matrix Code:		
2d 43.8h	PZG1WM...	...1x1	...1x2	...1x3
Gallery/Surround WM 21w	...21...	4282	5362	5869
Gallery/Surround WM 24w	...24...	4595	5690	6225
Gallery/Surround WM 28w	...28...	4946	6067	6643
Gallery/Surround WM 32w	...32...	5273	6429	7017
Gallery/Surround WM 36w	...36...	5611	6797	7416
Gallery/Surround WM 40w	...40...	5923	7122	7777
Gallery/Surround WM 44w	...44...	6236	7469	8138
Gallery/Surround WM 48w	...48...	6552	7817	8516
Gallery/Surround WM 52w	...52...	6864	8155	8893
Gallery/Surround WM 56w	...56...	7251	8574	9328
Gallery/Surround WM 60w	...60...	7589	8942	9727
Gallery/Surround WM 64w	...64...	7917	9284	10118
Gallery/Surround WM 68w	...68...	8242	9645	10494
Gallery/Surround WM 72w	...72...	8581	10013	10892
Gallery/Surround WM 76w	...76...	8918	10376	11292
Gallery/Surround WM 80w	...80...	9245	10732	11651
Gallery/Surround WM 84w	...84...	9572	11094	12041
Gallery/Surround WM 88w	...88...	9875	11436	12433
Gallery/Surround WM 92w	...92...	10177	11798	12807
Gallery/Surround WM 96w	...96...	10474	12160	13202
Gallery/Surround WM 100w	...100...	10778	12462	13504
Gallery/Surround WM 104w	...104...	11079	12766	13808
Gallery/Surround WM 108w	...108...	11376	13067	14108
Gallery/Surround WM 112w	...112...	11696	13374	14427
Gallery/Surround WM 116w	...116...	11997	13675	14713
Gallery/Surround WM 120w	...120...	12287	13975	15011
Gallery/Surround WM 124w	...124...	12590	14276	15314

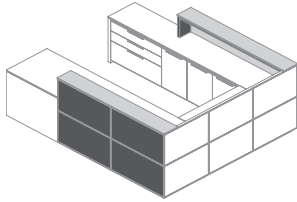
! Notes:
Determine product number by merging Prefix, Width and Matrix Codes; reference the price. Ex: PZG1WM211X1= \$4282.
+ Options/Parametrics:
Width range: 8-84; specify as Width Code and use next larger standard size for pricing.

Captured frames
have a 0.19-in lip.



Stainless Steel Mesh #6, .047 Gauge, captured in an extruded MRBAS aluminum frame.
COM materials may also be applied; contact Customer Service.

Galleries for Desks & Credenzas
Stainless Steel Wire Mesh
Captured Frame



10.8d 43.8h	Prefix Code/Width Code:	Matrix Code:									
	PZG2WM...	...1x1	...1x2	...1x3	...2x1	...2x2	...2x3	...3x1	...3x2	...3x3	
Gallery/DeskCred WM 76w	...76...	11802	13572	15306	12442	13879	15128	13205	14832	16556	
Gallery/DeskCred WM 80w	...80...	12125	13919	15680	12770	14206	15516	13473	15100	16809	
Gallery/DeskCred WM 84w	...84...	12451	14275	16052	13094	14573	15873	13712	15338	17152	
Gallery/DeskCred WM 88w	...88...	12777	14652	16467	13454	14949	16259	14219	15903	17701	
Gallery/DeskCred WM 92w	...92...	13071	15010	16838	13782	15317	16646	14454	16198	17998	
Gallery/DeskCred WM 96w	...96...	13374	15371	17231	14102	15669	17038	14728	16442	18302	
Gallery/DeskCred WM 100w	...100...	13670	15669	17618	14422	16035	17424	15173	16948	18821	
Gallery/DeskCred WM 104w	...104...	13965	15957	17915	14796	16483	17960	15530	17365	18941	
Gallery/DeskCred WM 108w	...108...	14261	16254	18212	15123	16889	18314	15784	17662	19240	
Gallery/DeskCred WM 112w	...112...	14588	16580	18541	15480	17207	18735	16274	18227	19834	
Gallery/DeskCred WM 116w	...116...	14887	16883	18842	15813	17579	19124	16532	18470	20137	
Gallery/DeskCred WM 120w	...120...	15214	17212	19153	16170	17954	19541	16814	18769	20463	
Gallery/DeskCred WM 124w	...124...	15510	17509	19452	16488	18322	19928	17291	19273	20984	

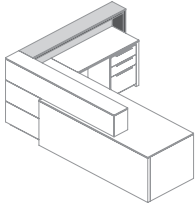
! Notes:

Determine product number by merging Prefix, Width and Matrix Codes; reference the price. Ex: PZG2WM761X1= \$11802.
Order Gallery Top separately and tag to your selection here.
Designate placement of Gallery on Desk or Credenza as user's Left, Center or Right.

+ Options/Parametrics:

Width range: 60-124; specify as Width Code and use next larger standard size for pricing.

Galleries for Runoffs
Stainless Steel Wire Mesh
Captured Frame



10.8d 43.8h	Prefix Code/Width Code:	Matrix Code:									
	PZG3WM...	...1x1	...1x2	...1x3	...2x1	...2x2	...2x3	...3x1	...3x2	...3x3	
Gallery/Runoff WM 40w LH	...40L...	7727	8789	9992	8381	9382	10229	9134	10365	11675	
Gallery/Runoff WM 40w RH	...40R...	7727	8789	9992	8381	9382	10229	9134	10365	11675	
Gallery/Runoff WM 48w LH	...48L...	8386	9508	10757	9029	10100	11008	9645	10874	12272	
Gallery/Runoff WM 48w RH	...48R...	8386	9508	10757	9029	10100	11008	9645	10874	12272	
Gallery/Runoff WM 56w LH	...56L...	9029	10208	11501	9673	10795	11781	10360	11677	13091	
Gallery/Runoff WM 56w RH	...56R...	9029	10208	11501	9673	10795	11781	10360	11677	13091	
Gallery/Runoff WM 64w LH	...64L...	9686	10910	12279	10335	11514	12530	11108	12457	13958	
Gallery/Runoff WM 64w RH	...64R...	9686	10910	12279	10335	11514	12530	11108	12457	13958	
Gallery/Runoff WM 72w LH	...72L...	10365	11654	13066	11008	12260	13334	11628	13052	14585	
Gallery/Runoff WM 72w RH	...72R...	10365	11654	13066	11008	12260	13334	11628	13052	14585	
Gallery/Runoff WM 80w LH	...80L...	11008	12359	13824	11654	12932	14108	12359	13824	15401	
Gallery/Runoff WM 80w RH	...80R...	11008	12359	13824	11654	12932	14108	12359	13824	15401	
Gallery/Runoff WM 88w LH	...88L...	11609	13058	14601	12312	13650	14827	13076	14601	16270	
Gallery/Runoff WM 88w RH	...88R...	11609	13058	14601	12312	13650	14827	13076	14601	16270	
Gallery/Runoff WM 96w LH	...96L...	12197	13769	15347	12957	14366	15601	13580	15137	16862	
Gallery/Runoff WM 96w RH	...96R...	12197	13769	15347	12957	14366	15601	13580	15137	16862	

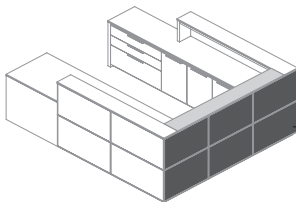
! Notes:

Determine product number by merging Prefix, Width and Matrix Codes; reference the price. Ex: PZG3WM40L1X1= \$7727.
Order Gallery Top separately and tag to your selection here.

+ Options/Parametrics:

Width range: 32-96; specify as Width Code and use next larger standard size for pricing.

Galleries for Bridges
Stainless Steel Wire Mesh
Captured Frame



10.8d 43.8h	Prefix Code/Width Code:	Matrix Code:									
	PZG4WM...	...1x1	...1x2	...1x3	...2x1	...2x2	...2x3	...3x1	...3x2	...3x3	
Gallery/Bridge WM 96w (40)	...96...	-	-	-	11812	13061	14162	12437	13835	15425	
Gallery/Bridge WM 104w (48)	...104...	-	-	-	13979	15585	16877	14637	16360	17800	

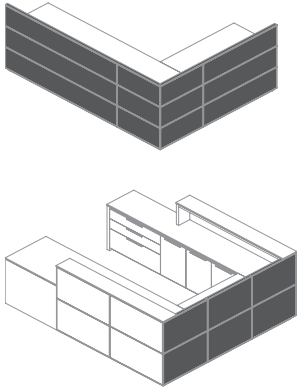
! Notes:

Determine product number by merging Prefix, Width and Matrix Codes; reference the price. Ex: PZG2WM962X1= \$11812.
Order Gallery Top separately and tag to your selection here.

Options/Parametrics:

Width range: 92-104; specify as Width Code and use next larger standard size for pricing; bridge top must be 56-in less.

Gallery Surround Panels
Gilded Cork
Captured Frame with Glass



2d 43.8h	Prefix Code/Width Code:		Matrix Code:		
	PZG1GC...1x1	...1x2	...1x3
Gallery/Surround GC 21w	...21...		3752	4828	5348
Gallery/Surround GC 24w	...24...		3996	5084	5629
Gallery/Surround GC 28w	...28...		4253	5373	5943
Gallery/Surround GC 32w	...32...		4490	5636	6230
Gallery/Surround GC 36w	...36...		4735	5915	6537
Gallery/Surround GC 40w	...40...		-	6151	6809
Gallery/Surround GC 44w	...44...		-	6408	7083
Gallery/Surround GC 48w	...48...		-	6658	7371
Gallery/Surround GC 52w	...52...		-	6905	7644
Gallery/Surround GC 56w	...56...		-	7228	7988
Gallery/Surround GC 60w	...60...		-	7503	8298
Gallery/Surround GC 64w	...64...		-	7756	8586
Gallery/Surround GC 68w	...68...		-	8030	8871
Gallery/Surround GC 72w	...72...		-	8298	9181
Gallery/Surround GC 76w	...76...		-	8571	9492
Gallery/Surround GC 80w	...80...		-	8829	9761
Gallery/Surround GC 84w	...84...		-	9102	10063
Gallery/Surround GC 88w	...88...		-	9353	10365
Gallery/Surround GC 92w	...92...		-	9626	10637
Gallery/Surround GC 96w	...96...		-	9900	10941
Gallery/Surround GC 100w	...100...		-	-	11243

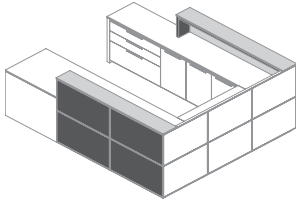
! Notes:
Determine product number by merging Prefix, Width and Matrix Codes; reference the price. Ex: PZG1GC211X1= \$3752.
+ Options/Parametrics:
Width range: 8-100; specify as Width Code and use next larger standard size for pricing.

Captured frames
have a 0.19-in lip.



Innovations® Gilded Cork GCO-104 Cool Silver, captured with glass in an extruded MRBAS aluminum frame. Additional colors available; see [vendor's online site](#). COM materials may also be applied; contact Customer Service.

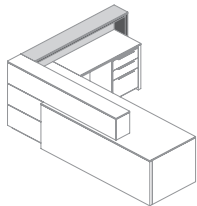
Galleries for Desks & Credenzas
Gilded Cork
Captured Frame with Glass



		Prefix Code/Width Code:		Matrix Code:								
10.8d	43.8h	PZG2GC...	...1x1	...1x2	...1x3	...2x1	...2x2	...2x3	...3x1	...3x2	...3x3	
Gallery/DeskCred GC 76w	...76...	-	11340	13107	10221	11657	12928	10940	12540	14281		
Gallery/DeskCred GC 80w	...80...	-	11599	13374	10458	11888	13196	11134	12747	14489		
Gallery/DeskCred GC 84w	...84...	-	11865	13670	10685	12155	13463	11312	12928	14741		
Gallery/DeskCred GC 88w	...88...	-	12143	14000	10955	12451	13790	11670	13343	15158		
Gallery/DeskCred GC 92w	...92...	-	12413	14267	11185	12720	14087	11847	13552	15412		
Gallery/DeskCred GC 96w	...96...	-	12674	14567	11425	12973	14390	12044	13765	15625		
Gallery/DeskCred GC 100w	...100...	-	-	14866	11645	13241	14688	12343	14123	16010		
Gallery/DeskCred GC 104w	...104...	-	-	-	11931	13589	15134	12641	14479	16085		
Gallery/DeskCred GC 108w	...108...	-	-	-	12170	13916	15401	12818	14688	16339		
Gallery/DeskCred GC 112w	...112...	-	-	-	12425	14153	15699	13176	15102	16755		
Gallery/DeskCred GC 116w	...116...	-	-	-	12670	14425	16003	13374	15289	16969		
Gallery/DeskCred GC 120w	...120...	-	-	-	12928	14721	16327	13567	15524	17249		
Gallery/DeskCred GC 124w	...124...	-	-	-	13155	14968	16627	13911	15911	17637		

! Notes:
Determine product number by merging Prefix, Width and Matrix Codes; reference the price. Ex: PZG2GC761X2= \$11340.
Order Gallery Top separately and tag to your selection here.
Designate placement of Gallery on Desk or Credenza as user's Left, Center or Right.
+ Options/Parametrics:
Width range: 60-124; specify as Width Code and use next larger standard size for pricing.

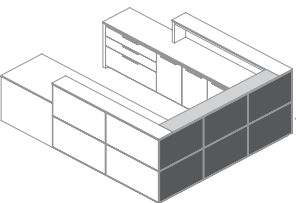
Galleries for Runoffs
Gilded Cork
Captured Frame with Glass



		Prefix Code/Width Code:		Matrix Code:								
10.8d	43.8h	PZG3GC...	...1x1	...1x2	...1x3	...2x1	...2x2	...2x3	...3x1	...3x2	...3x3	
Gallery/Runoff GC 40w LH	...40L...	-	7627	8846	7216	8234	9085	7934	9147	10470		
Gallery/Runoff GC 40w RH	...40R...	-	7627	8846	7216	8234	9085	7934	9147	10470		
Gallery/Runoff GC 48w LH	...48L...	-	8159	9417	7688	8753	9686	8310	9535	10934		
Gallery/Runoff GC 48w RH	...48R...	-	8159	9417	7688	8753	9686	8310	9535	10934		
Gallery/Runoff GC 56w LH	...56L...	-	8674	9998	8155	9269	10251	8816	10130	11573		
Gallery/Runoff GC 56w RH	...56R...	-	8674	9998	8155	9269	10251	8816	10130	11573		
Gallery/Runoff GC 64w LH	...64L...	-	9196	10583	8624	9789	10820	9344	10703	12218		
Gallery/Runoff GC 64w RH	...64R...	-	9196	10583	8624	9789	10820	9344	10703	12218		
Gallery/Runoff GC 72w LH	...72L...	-	9749	11177	9121	10354	11446	9744	11147	12710		
Gallery/Runoff GC 72w RH	...72R...	-	9749	11177	9121	10354	11446	9744	11147	12710		
Gallery/Runoff GC 80w LH	...80L...	-	10266	11756	9576	10850	12011	10251	11712	13304		
Gallery/Runoff GC 80w RH	...80R...	-	10266	11756	9576	10850	12011	10251	11712	13304		
Gallery/Runoff GC 88w LH	...88L...	-	10787	12343	10047	11390	12580	10760	12283	13949		
Gallery/Runoff GC 88w RH	...88R...	-	10787	12343	10047	11390	12580	10760	12283	13949		
Gallery/Runoff GC 96w LH	...96L...	-	11322	12908	10514	11906	13176	11134	12698	14409		
Gallery/Runoff GC 96w RH	...96R...	-	11322	12908	10514	11906	13176	11134	12698	14409		

! Notes:
Determine product number by merging Prefix, Width and Matrix Codes; reference the price. Ex: PZG3GC40L1X2= \$7627.
Order Gallery Top separately and tag to your selection here.
+ Options/Parametrics:
Width range: 32-96; specify as Width Code and use next larger standard size for pricing.

Galleries for Bridges
Gilded Cork
Captured Frame with Glass



		Prefix Code/Width Code:		Matrix Code:								
10.8d	43.8h	PZG4GC...	...1x1	...1x2	...1x3	...2x1	...2x2	...2x3	...3x1	...3x2	...3x3	
Gallery/Bridge GC 96w (40)	...96...	-	9968	11247	9602	10841	11961	10222	11634	13196		
Gallery/Bridge GC 104w (48)	...104...	-	-	-	11259	12849	14187	11906	13622	15125		

! Notes:
Determine product number by merging Prefix, Width and Matrix Codes; reference the price. Ex: PZG4GC961X2= \$9968.
Order Gallery Top separately and tag to your selection here.
+ Options/Parametrics:
Width range: 92-104; specify as Width Code and use next larger standard size for pricing; bridge top must be 56-in. less.



Specify: Product Number
Quantity
Color/Finish
Tagging

‡ Requires field sub-assembly.

PRICING & SPECIFICATION GUIDE
Uffizi Reception

May 1, 2023

TUOHY

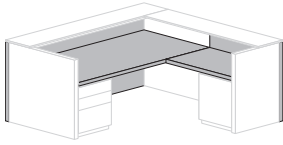


Reception: **Uffizi**

Design: **Archinet**

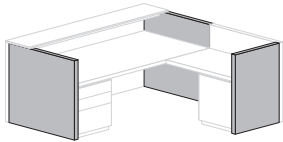
Gallery	BU3
Backsplashes	BU5
Privacy Screen	BU6
Cubby Manager	BU6
Transaction Tops	BU6
Wall Hutch Adaptor Kit	BU6

Gallery

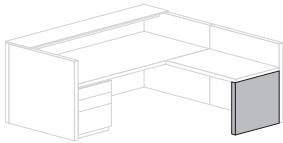


	w	d	42h	Product Prefix	List \$	Product Prefix	List \$
Top + Back Panel				2-in Top/Panel		2-in Top/Panel w/ Stop	
• Gallery Top/Back: 42x24	42	26		CSB.4224-	2308	CSBL.4224-	2586
Gallery Top/Back: 42x30	42	32		CSB.4230-	2366	CSBL.4230-	2645
Gallery Top/Back: 48x24	48	26		CSB.4824-	2435	CSBL.4824-	2735
Gallery Top/Back: 48x30	48	32		CSB.4830-	2492	CSBL.4830-	2789
Gallery Top/Back: 54x24	54	26		CSB.5424-	2552	CSBL.5424-	2877
Gallery Top/Back: 54x30	54	32		CSB.5430-	2618	CSBL.5430-	2945
Gallery Top/Back: 60x24	60	26		CSB.6024-	2677	CSBL.6024-	3029
Gallery Top/Back: 60x30	60	32		CSB.6030-	2757	CSBL.6030-	3108
Gallery Top/Back: 66x24	66	26		CSB.6624-	2805	CSBL.6624-	3184
Gallery Top/Back: 66x30	66	32		CSB.6630-	2893	CSBL.6630-	3272
Gallery Top/Back: 72x24	72	26		CSB.7224-	2944	CSBL.7224-	3350
Gallery Top/Back: 72x30	72	32		CSB.7230-	3038	CSBL.7230-	3442
• Gallery Top/Back: 72x36	72	38		CSB.7236-	3128	CSBL.7236-	3534
Gallery Top/Back: 78x24	78	26		CSB.7824-	3068	CSBL.7824-	3501
Gallery Top/Back: 78x30	78	32		CSB.7830-	3165	CSBL.7830-	3600
Gallery Top/Back: 78x36	78	38		CSB.7836-	3262	CSBL.7836-	3696
Gallery Top/Back: 84x24	84	26		CSB.8424-	3215	CSBL.8424-	3673
Gallery Top/Back: 84x30	84	32		CSB.8430-	3323	CSBL.8430-	3783
Gallery Top/Back: 84x36	84	38		CSB.8436-	3430	CSBL.8436-	3891
Gallery Top/Back: 90x24	90	26		CSB.9024-	3335	CSBL.9024-	3823
Gallery Top/Back: 90x30	90	32		CSB.9030-	3449	CSBL.9030-	3935
Gallery Top/Back: 90x36	90	38		CSB.9036-	3563	CSBL.9036-	4051

Append the product codes below and on the opposite page to the Product Prefix codes above, in L to R order; add pricing.

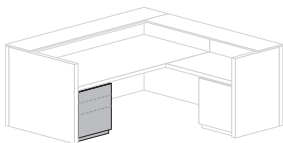


	w	d	42h	product code	
• Gallery End Panel 24	2	24		Z24	470
Gallery End Panel 30	2	30		Z30	585
• Gallery End Panel 36	2	36		Z36	668
Gallery End Panel 42	2	42		Z42	735
Gallery End Panel 48	2	48		Z48	837
Gallery End Panel 54	2	54		Z54	911
Gallery End Panel 60	2	60		Z60	1021
Gallery End Panel 66	2	66		Z66	1111
Gallery End Panel 72	2	72		Z72	1238



	w	d	27.5h	product code	
• Pedestal End Panel 24	2	24		A	428
Pedestal End Panel 30	2	30		A	470
Pedestal End Panel 36	2	36		A	535

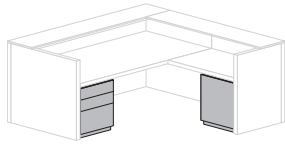
Shelving 15x24	15	24		B	1002
Shelving 18x24	18	24		C	1190
Shelving 30x24	30	24		E	1599
Shelving 36x24	36	24		F	1790



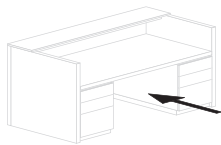
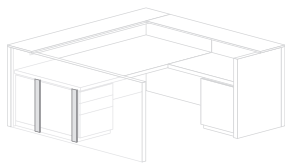
Full Front: 2 File 18x24	18	24		G	1897
Full Front: 2 File 18x30	18	30		G	1996
Full Front: 2 File 18x36	18	36		G	2381
Full Front: 2Box/File 18x24	18	24		H	1925
Full Front: 2Box/File 18x30	18	30		H	2025
Full Front: 2Box/File 18x36	18	36		H	2408
Full Front: Trash/Recycle 18x24	18	24		L	2205
Full Front: Trash/Recycle 18x30	18	30		L	2306
Full Front: Trash/Recycle 18x36	18	36		L	2691
Full Front: Utility Drawer 18x24	18	24		M	1786
Full Front: Utility Drawer 18x30	18	30		M	1887
Full Front: Utility Drawer 18x36	18	36		M	2270

List \$

Gallery (continued from prior page)



	w	d	27.5h	product code	List \$
Cabinet-LH 15x 24	15	24		N	1619
Cabinet-LH 18x24	18	24		P	1672
Cabinet-RH 15x24	15	24		R	1619
• Cabinet-RH 18x24	18	24		S	1672
Double Cabinet 30x24	30	24		U	1888
Double Cabinet 36x24	36	24		V	2044
2File 18x24	18	24		W	2004
2File 18x30	18	30		W	2106
2File 18x36	18	36		W	2489
2Box/File 18x24	18	24		Y	2037
2Box/File 18x30	18	30		Y	2136
• 2Box/File 18x36	18	36		Y	2518
4Box 18x24	18	24		0	2106
4Box 18x30	18	30		0	2205
4Box 18x36	18	36		0	2587
2LatFile 30x24	30	24		2	2478
2LatFile 36x24	36	24		3	2762
2LatB/LatFile 30x24	30	24		6	2730
2LatB/LatFile 36x24	36	24		7	3011
• Drawer Offset Extension	0.5	23.25		X	93
• Open Kneespace				(#) where # = inches required	



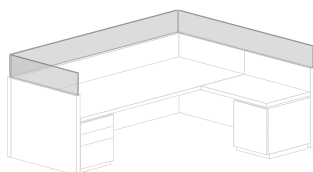
+ Options:

Face Locks are included on all pedestals. For no locks, specify Option NL.
Wood offering includes all Wood1 finishes; inquire regarding other species/colors.

! Notes:

Metal toeboard finish is MSBN Satin Brushed Nickel (~MBN).
Gallery Shells may be deployed as desk or runoff units.
Gallery 2File, 2Box/File and 4Box pedestals have pull hardware (specify finish—see above) unless used next to a kneehole, in which case a continuously-shaped vertical edge will be used.
Gallery pedestals have unfinished backs.
Each Gallery End Panel adds 2-in to the overall width of the Gallery Shell.
Pedestals used on Gallery shells with pencil stops are shortened by 2.5-in to allow for cord access at rear.
Gallery shells with pencil stop have a 2.5-in cord access drop behind the pencil stop. If a 1.3-inch backslash is used then 1.3-in is available for cord access.
Shelving pedestals have metal shelves and vertical dividers (the latter on 30 and 36w units).
Use Drawer Offset Extensions when placing drawers next to an extended Gallery End Panel.

Gallery Glass Surrounds



Clear Low Iron Glass	w	0.5d	12h	Glass		Acid-Etched Glass (1s*)	
				CSGP-	(sum)	CSGA-	(sum)
Gallery Glass							
	w			product code		product code	
Gallery Glass Surround: 24w	24			P24	240	A24	302
Gallery Glass Surround: 30w	30			P30	302	A30	376
• Gallery Glass Surround: 36w	36			P36	362	A36	451
Gallery Glass Surround: 42w	42			P42	422	A42	528
Gallery Glass Surround: 48w	48			P48	483	A48	603
Gallery Glass Surround: 54w	54			P54	542	A54	677
Gallery Glass Surround: 60w	60			P60	603	A60	752
Gallery Glass Surround: 66w	66			P66	663	A66	829
• Gallery Glass Surround: 72w	72			P72	722	A72	903
• Gallery Glass Surround: 78w	78			P78	782	A78	979
Gallery Glass Surround: 84w	84			P84	843	A84	1054
Gallery Glass Surround: 90w	90			P90	903	A90	1130

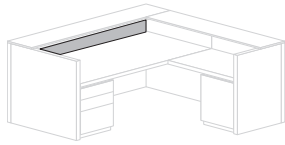
Append product codes to the product prefix, as needed. Example: CSGP-P36-P90-P72
Identify which Gallery Top/Back or Gallery End Panel is to receive each Gallery Glass Surround.
* Acid-Etched Glass has the etching on the visitor's side only.

Specify: Product Number
Quantity
Tagging
Metal Finish
Wood Finish

• Denotes Item is illustrated.
- Includes locks.
‡ Requires field sub-assembly.

Prices listed in Wood1 Finishes.

Backsplashes



	Product No.	List \$	Product No.	List \$	Product No.	List \$
Flush 12.4h	COM Fabric	yds	Framed BPGlass		Framed BPGlass/Magnet	
GalBacksplash12.4 24w	CSFB.24	0.75 317	CSGB.24	892	CSHB.24	952
GalBacksplash12.4 30w	CSFB.30	0.75 326	CSGB.30	996	CSHB.30	1073
GalBacksplash12.4 36w	CSFB.36	1.25 331	CSGB.36	1099	CSHB.36	1192
GalBacksplash12.4 42w	CSFB.42	1.25 337	CSGB.42	1201	CSHB.42	1308
GalBacksplash12.4 48w	CSFB.48	1.5 565	CSGB.48	1302	CSHB.48	1424
GalBacksplash12.4 54w	CSFB.54	1.75 591	CSGB.54	1408	CSHB.54	1543
GalBacksplash12.4 60w	CSFB.60	1.75 618	CSGB.60	1511	CSHB.60	1664
GalBacksplash12.4 66w	CSFB.66	2 644	CSGB.66	1615	CSHB.66	1784
• GalBacksplash12.4 72w	CSFB.72	2.25 673	CSGB.72	1717	CSHB.72	1902
GalBacksplash12.4 78w	CSFB.78	2.25 699	CSGB.78	1818	CSHB.78	2018
GalBacksplash12.4 84w	CSFB.84	2.5 726	CSGB.84	1923	CSHB.84	2140
GalBacksplash12.4 90w	CSFB.90	2.75 752	CSGB.90	2027	CSHB.90	2258
Flush/TransTop 11.5h	COM Fabric	yds	Framed BPGlass		Framed BPGlass/Magnet	
GalBacksplash11.5 24w	CSFC.24	0.75 317	CSGC.24	848	CSHC.24	909
GalBacksplash11.5 30w	CSFC.30	0.75 326	CSGC.30	947	CSHC.30	1024
GalBacksplash11.5 36w	CSFC.36	1.25 331	CSGC.36	1044	CSHC.36	1136
GalBacksplash11.5 42w	CSFC.42	1.25 337	CSGC.42	1145	CSHC.42	1253
GalBacksplash11.5 48w	CSFC.48	1.5 565	CSGC.48	1238	CSHC.48	1361
GalBacksplash11.5 54w	CSFC.54	1.75 591	CSGC.54	1337	CSHC.54	1478
GalBacksplash11.5 60w	CSFC.60	1.75 618	CSGC.60	1435	CSHC.60	1588
GalBacksplash11.5 66w	CSFC.66	2 644	CSGC.66	1532	CSHC.66	1701
• GalBacksplash11.5 72w	CSFC.72	2.25 673	CSGC.72	1631	CSHC.72	1814
GalBacksplash11.5 78w	CSFC.78	2.25 699	CSGC.78	1727	CSHC.78	1926
GalBacksplash11.5 84w	CSFC.84	2.5 726	CSGC.84	1827	CSHC.84	2042
GalBacksplash11.5 90w	CSFC.90	2.75 752	CSGC.90	1925	CSHC.90	2155
Bypass 13.4h	COM Fabric	yds	Framed BPGlass		Framed BPGlass/Magnet	
GalBacksplash13.4 24w	CSFD.24	0.75 317	CSGD.24	935	CSHD.24	998
GalBacksplash13.4 30w	CSFD.30	0.75 326	CSGD.30	1045	CSHD.30	1122
GalBacksplash13.4 36w	CSFD.36	1.25 331	CSGD.36	1154	CSHD.36	1247
GalBacksplash13.4 42w	CSFD.42	1.25 337	CSGD.42	1262	CSHD.42	1370
GalBacksplash13.4 48w	CSFD.48	1.5 565	CSGD.48	1369	CSHD.48	1491
GalBacksplash13.4 54w	CSFD.54	1.75 591	CSGD.54	1479	CSHD.54	1616
GalBacksplash13.4 60w	CSFD.60	1.75 618	CSGD.60	1586	CSHD.60	1739
GalBacksplash13.4 66w	CSFD.66	2 644	CSGD.66	1697	CSHD.66	1863
• GalBacksplash13.4 72w	CSFD.72	2.25 673	CSGD.72	1805	CSHD.72	1990
GalBacksplash13.4 78w	CSFD.78	2.25 699	CSGD.78	1910	CSHD.78	2111
GalBacksplash13.4 84w	CSFD.84	2.5 726	CSGD.84	2018	CSHD.84	2233
GalBacksplash13.4 90w	CSFD.90	2.75 752	CSGD.90	2127	CSHD.90	2359
Bypass/TransTop 12.5h	COM Fabric	yds	Framed BPGlass		Framed BPGlass/Magnet	
GalBacksplash12.5 24w	CSFE.24	0.75 317	CSGE.24	911	CSHE.24	974
GalBacksplash12.5 30w	CSFE.30	0.75 326	CSGE.30	1015	CSHE.30	1091
GalBacksplash12.5 36w	CSFE.36	1.25 331	CSGE.36	1121	CSHE.36	1213
GalBacksplash12.5 42w	CSFE.42	1.25 337	CSGE.42	1229	CSHE.42	1336
GalBacksplash12.5 48w	CSFE.48	1.5 565	CSGE.48	1330	CSHE.48	1454
GalBacksplash12.5 54w	CSFE.54	1.75 591	CSGE.54	1435	CSHE.54	1571
GalBacksplash12.5 60w	CSFE.60	1.75 618	CSGE.60	1541	CSHE.60	1694
GalBacksplash12.5 66w	CSFE.66	2 644	CSGE.66	1647	CSHE.66	1815
• GalBacksplash12.5 72w	CSFE.72	2.25 673	CSGE.72	1750	CSHE.72	1934
GalBacksplash12.5 78w	CSFE.78	2.25 699	CSGE.78	1855	CSHE.78	2054
GalBacksplash12.5 84w	CSFE.84	2.5 726	CSGE.84	1960	CSHE.84	2175
GalBacksplash12.5 90w	CSFE.90	2.75 752	CSGE.90	2067	CSHE.90	2297

! Notes:

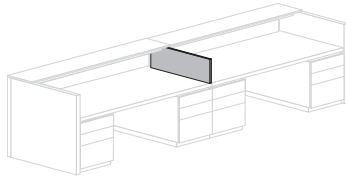
COM yds required is for qty = 1; for multiple panels divide yds shown by 2 and round up to next full yard.
 COM Fabrics must be pre-approved. Inquire with Customer Service regarding graded-in Partnership fabrics.
 Backsplashes cannot run into a corner in instances where a Transaction Top is used on one side only.
 Back-Painted Glass panels available in standard colors; match colors are available on special request.
 Glass and Glass/Magnet panels have an MBN Brushed Nickel frame.

+ Options/Parametrics:

Widths: 24-90. Replace number codes with actual width dimension; use next larger std size for pricing.



Privacy Screen

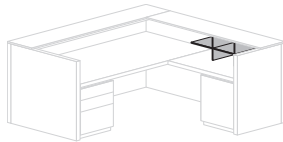


	Product No.	List \$	Product No.	List \$	Product No.	List \$	Product No.	List \$
	1.2w 11.5h		Wood1		Wood1/Magnet		Framed BPGlass	Fr.BPGlass/Mag
Privacy Screen 24	CSAA.24	872	CSAB.24	932	CSBA.24	1141	CSBB.24	1201
Privacy Screen 30	CSAA.30	928	CSAB.30	1004	CSBA.30	1271	CSBB.30	1348
Privacy Screen 36	CSAA.36	981	CSAB.36	1076	CSBA.36	1398	CSBB.36	1490

! Notes:

Privacy Screens situate proud of the back panel, for ease of cord pass-through.
Both Wood1 and BPGlass screens have an MBN Brushed Nickel frame.

Cubby Manager

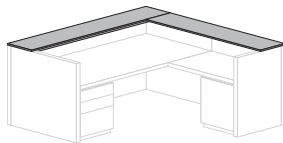


	w	9d	11.5h	MRBAS
• Cubby Manager 48	48			CSCM.48 1852
Cubby Manager 54	54			CSCM.54 1890
Cubby Manager 60	60			CSCM.60 1928
Cubby Manager 66	66			CSCM.66 1970
Cubby Manager 72	72			CSCM.72 2009
Cubby Manager 78	78			CSCM.78 2038
Cubby Manager 84	84			CSCM.84 2060
Cubby Manager 90	90			CSCM.90 2169

! Notes:

Place Cubby Managers on any work surface, with or without a Transaction Top; back is unfinished.
Shelf and dividers are MRBAS Resin Brushed Aluminum with Steel Tint.

Transaction Tops

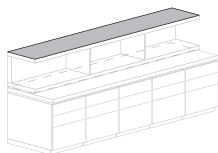


	w	11.75d	Wood1	BP Glass
GalleryTop 36	40		CSTT.36 1028	CSGT.36 1340
GalleryTop 42	46		CSTT.42 1154	CSGT.42 1514
GalleryTop 48	52		CSTT.48 1188	CSGT.48 1697
GalleryTop 54	58		CSTT.54 1235	CSGT.54 1874
• GalleryTop 60	64		CSTT.60 1284	CSGT.60 2050
GalleryTop 66	70		CSTT.66 1330	CSGT.66 2230
• GalleryTop 72	76		CSTT.72 1369	CSGT.72 2409
GalleryTop 78	82		CSTT.78 1396	CSGT.78 2586
GalleryTop 84	88		CSTT.84 1415	CSGT.84 2766
GalleryTop 90	94		CSTT.90 1516	CSGT.90 2945

! Notes:

Wood1 tops are 0.75-in thick; glass tops are 0.5-in thick with a 0.5-in subtop.

Wall Hutch Adaptor Kit



Spacer and Finished Top	w	15d	0.5h
Wall Hutch Kit 36	36		CSHA.36 607
Wall Hutch Kit 54	54		CSHA.54 821
Wall Hutch Kit 60	60		CSHA.60 892
Wall Hutch Kit 72	72		CSHA.72 1033
Wall Hutch Kit 90	90		CSHA.90 1229

! Notes:

Adapts Uffizi Private Office Wall Hutches/Shelving and Wall Hutches/Cabinet Doors to work surface height.

PRICING & SPECIFICATION GUIDE
Seating

May 1, 2023

TUOHY



SPECIFICATION INFORMATION

Fabric and leather upholsteries are graded into all pricing for seating products. Customers may choose from TUOHY Upholstery Lines, Partnership Programs, and, Customer’s Own Material (COM) or Customer’s Own Leather (COL).

TUOHY Standard Upholstery Lines: Use the following pricing grades for standard upholstery offerings:

Leathers:	Lena	L1
Faux-Leather:	Silex	F3

Upholstery Partnership Programs: TUOHY has partnership programs with Designtex, KnollTextiles, and Maharam such that their approved upholstery products are graded into TUOHY’s pricing. Please see grading information at www.tuohyfurniture.com/reference/upholstery.htm. Additional programs with other upholstery suppliers will be announced as they become available.

COM/COL: TUOHY accepts COM fabrics and COL leathers for consideration on its products. To verify suitability of your selection, inquire with Customer Service for information from our Fabric Analysis Program. Upholsteries not listed in this program must be submitted for approval prior to acceptance of an order; submit a 12 x 12 sample prior to entering your order. Your purchase order must include an upholstery specification that has been approved by TUOHY.

All COM/COL requirements are based on whole pieces of material; split shipments are not allowed. We are not responsible for COM/COL upholstery wear, defects, or its appropriateness.

COL leather requirements are listed in square feet and based on hides that are 40 square feet or larger. For hides below 40 square feet add 15% to the footage requirements; for calf hides below 30 square feet add 30% to the footage requirements.

Our pricing includes labor for applying upholstery and, unless noted otherwise, is based on applying only one colorway per item of furniture, with no specific relationship between the pattern or weave of the upholstery material and the configuration of the item of furniture.

A surcharge not to exceed 15% of the COM price may be added when vinyl is used and/or multiple upholsteries or colorways are applied to the same product. These circumstances may create the need for additional yardage; contact Customer Service for assistance prior to ordering.

If additional labor is required because of unique characteristics of the fabric, a special quote will be required.

Fabric/vinyl yardage requirements and leather square footage requirements are shown throughout this price list. Fabric and vinyl requirements are based on upholstering one unit, using a single, continuous 54-in wide material, off-the-roll, with minimal (under 2-in) repeat in any direction. Inquire about lower per-unit yardage requirements on orders of more than one unit.

Verify whether individual product listings in this price schedule call for greater allowances for this additional yardage.

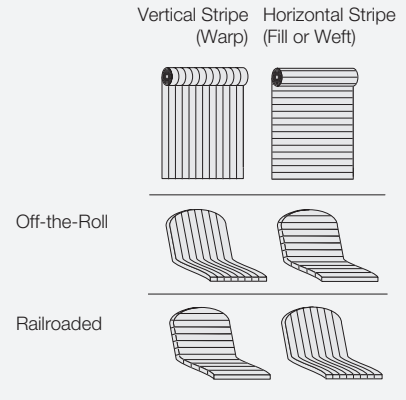
Patterned fabrics and vinyls may be railroaded on request but are subject to a surcharge and/or additional yardage requirements.

Seams will be required when the product application width is greater than the usable roll width, whether off-the-roll or railroaded.

Additional yardage may be required if roll width is less than 54 inches and/or a pattern requires matching. Table 2 (below) charts horizontal + vertical repeat and roll width, both in inches. Note that this is a generalized guide only. Please confirm with our Customer Service Department on specifics regarding selections for your project. Changes in yardage requirement will affect grading in TUOHY Upholstery Partnership Programs.

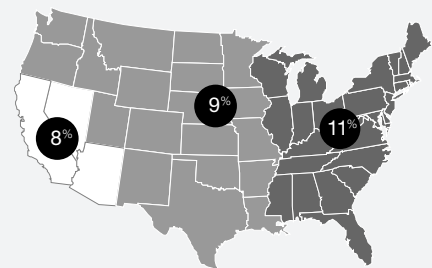
Fire Rating: All upholstered pieces pass Cal-117. For Cal-133 or Boston Fire, contact Customer Service at (507) 867-4280.

Table 1: Pattern Direction



Freight/Handling Fees: Charged on a regional basis, as shown on the map below. These fees are pre-calculated and prepaid by TUOHY and added to the invoice at the time of shipment.

Should additional charges be incurred by TUOHY due to delivery issues (non-dock, re-delivery, etc.) after initial billing, the customer may be liable for those additional charges.



Alaska, Hawaii, Canada, Mexico: **Quote required**
GSA: Reduce rates above by 2 percentage points.

Table 2: Yardage and Grade Adjustments for Roll Width and/or Pattern Repeat

WIDTH	HORIZONTAL + VERTICAL REPEAT							
	<2	2-10	11-20	21-25	26-30	31-35	36-40	41-45
54	0%	10%	15%	20%	25%	30%	35%	40%
51-53	15%	20%	25%	30%	35%	40%	45%	50%
48-50	30%	35%	40%	45%	50%	55%	60%	65%
45-47	45%	50%	55%	60%	65%	70%	75%	80%
36-44	60%	65%	70%	75%	80%	85%	90%	95%

Quoted delivery dates run from the date on which we receive your material. Excess fabric will not be returned or stored unless specifically requested in writing with your order; freight to be collect.

Ship-to address for COM/COL materials and memo samples varies by product line. Please consult individual product listings and look for these graphical keys for identifying the correct address.

902 and Bau Benches Only

TUOHY Furniture Corporation
 P1 Upholstery Receiving
 42 Saint Albans Place
 Chatfield, MN 55923



Pleat, Draped, and Melvin Collection Only

TUOHY/Reaform Technologies
 5-1870 Albion Road
 Toronto ON, M9W 5T2
 Canada



All Other Seating

TUOHY Furniture Corporation
 Upholstery Receiving Dept
 13715 S Western Ave
 Gardena, CA 90247



Please provide tagging information as needed for your project.

Seating

p.

Spec Info	D2
902	D4
Domino	D6
Draped	D27
Edo	D28
Genevieve Guest	D31
Genevieve Lounge	D32
International	D36
International II	D37
Leit	D38
Melvin	D43
Moderna	D44
Pleat	D49
Ren	D50
Vita	D51

902 High Back, Loop Arms



Product Number	Dimensions	Fabric \$							Leather \$																											
		COM	F1	F2	F3	F4	F5	F6	F7	F8	F9	F10	F11	COL	L1	L2	L3	L4	L5	L6	L7	L8	L9	L10	L11											
R902A	24.1w	1489	1606	1620	1636	1654	1673	1489	1696	1720	1748	1780	1815	1853	1897	1946	2000	2061	2131	2208	1712	2128	2192	2288	2384	2512	2672	2832	3024	3280	3568	3888				
	18d																																			
	42.5-47h																																			
	19-23sh																																			
	27-31ah																																			
	1.75 yds, 32 sf																																			

902 Manager, Loop Arms



Product Number	Dimensions	Fabric \$							Leather \$																												
		COM	F1	F2	F3	F4	F5	F6	F7	F8	F9	F10	F11	COL	L1	L2	L3	L4	L5	L6	L7	L8	L9	L10	L11												
R902B	24.1w	1458	1559	1571	1584	1599	1616	1458	1635	1656	1680	1707	1737	1770	1808	1850	1896	1949	2009	2075	1677	2028	2082	2163	2244	2352	2487	2622	2784	3000	3243	3513					
	18d																																				
	36.5-40.5h																																				
	19-23sh																																				
	27-31ah																																				
	1.5 yds, 27 sf																																				

902 Manager, Adjustable Arms



Product Number	Dimensions	Fabric \$							Leather \$																												
		COM	F1	F2	F3	F4	F5	F6	F7	F8	F9	F10	F11	COL	L1	L2	L3	L4	L5	L6	L7	L8	L9	L10	L11												
R902C	26w	1266	1367	1379	1392	1407	1424	1266	1443	1464	1488	1515	1545	1578	1616	1658	1704	1757	1817	1883	1456	1807	1861	1942	2023	2131	2266	2401	2563	2779	3022	3292					
	18d																																				
	36.5-40.5h																																				
	19-23sh																																				
	27.5-34.5ah																																				
	1.5 yds, 27 sf																																				

! Notes:

Loop Arms have an MPA Polished Aluminum finish.

Adjustable arms are Black (~MRB).

Standard base finish is Black (~MRB).

+ Options

For Polished Aluminum base, specify Option MPA; add \$162.

For floor glides instead of casters, specify Option FG; no price change.

Shipping address for COM/COL materials and memo samples:
TUOHY Furniture Corporation, P1 Upholstery Receiving, 42 Saint Albans Place, Chatfield, MN 55923



Please provide tagging information as needed for your project.

IMPORTANT! Additional yardage may be required for fabrics less than 54 inches wide and/or having more than a nominal vertical repeat or pattern. Use the Additional Yardage (+YDG) requirements listed in the TUOHY Upholstery Partnership Guides for each upholstery offering to re-calculate the yardage or square footage needed for a given pattern. See also Table 2 on page D2.

Category	Pattern	Grade
Faux-Leather	Silex	F3
Leather	Lena	L1

902 Manager, No Arms



Product Number	Dimensions	Fabric \$							Leather \$			
R902D	20w	COM	1253	F6	1430	F12	1603	COL	1441	L6	2251	
	18d	F1	1354	F7	1451	F13	1645	L1	1792	L7	2386	
	36.5-40.5h	F2	1366	F8	1475	F14	1691	L2	1846	L8	2548	
	19-23sh	F3	1379	F9	1502	F15	1744	L3	1927	L9	2764	
		F4	1394	F10	1532	F16	1804	L4	2008	L10	3007	
	1.5 yds, 27 sf	F5	1411	F11	1565	F17	1870	L5	2116	L11	3277	

! Notes:

Standard base finish is Black (~MRB).

+ Options

For Polished Aluminum base, specify Option MPA; add \$162.

For floor glides instead of casters, specify Option FG; no price change.

Shipping address for COM/COL materials and memo samples:
 TUOHY Furniture Corporation, P1 Upholstery Receiving, 42 Saint Albans Place, Chatfield, MN 55923



Please provide tagging information as needed for your project.

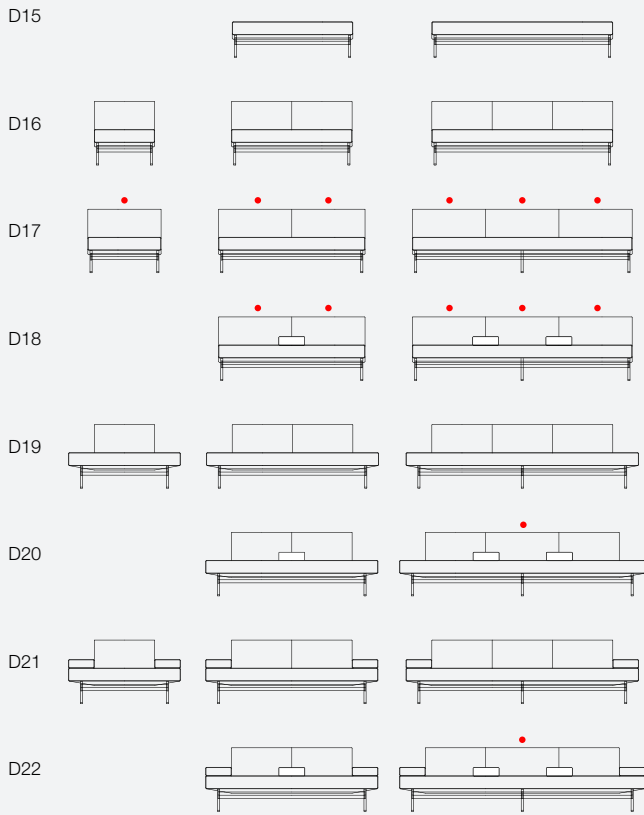
IMPORTANT! Additional yardage may be required for fabrics less than 54 inches wide and/or having more than a nominal vertical repeat or pattern. Use the Additional Yardage (+YDG) requirements listed in the TUOHY Upholstery Partnership Guides for each upholstery offering to re-calculate the yardage or square footage needed for a given pattern. See also Table 2 on page D2.

Category	Pattern	Grade
Faux-Leather	Silex	F3
Leather	Lena	L1

Seating: **Domino**

Lounges (Freestanding)

page

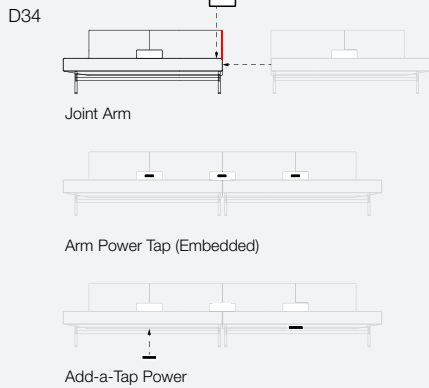


Red lines denote no upholstery detailing on back-ends that abut another section. Red dots ● denote 34-inch wide seat-back cushions.



Options

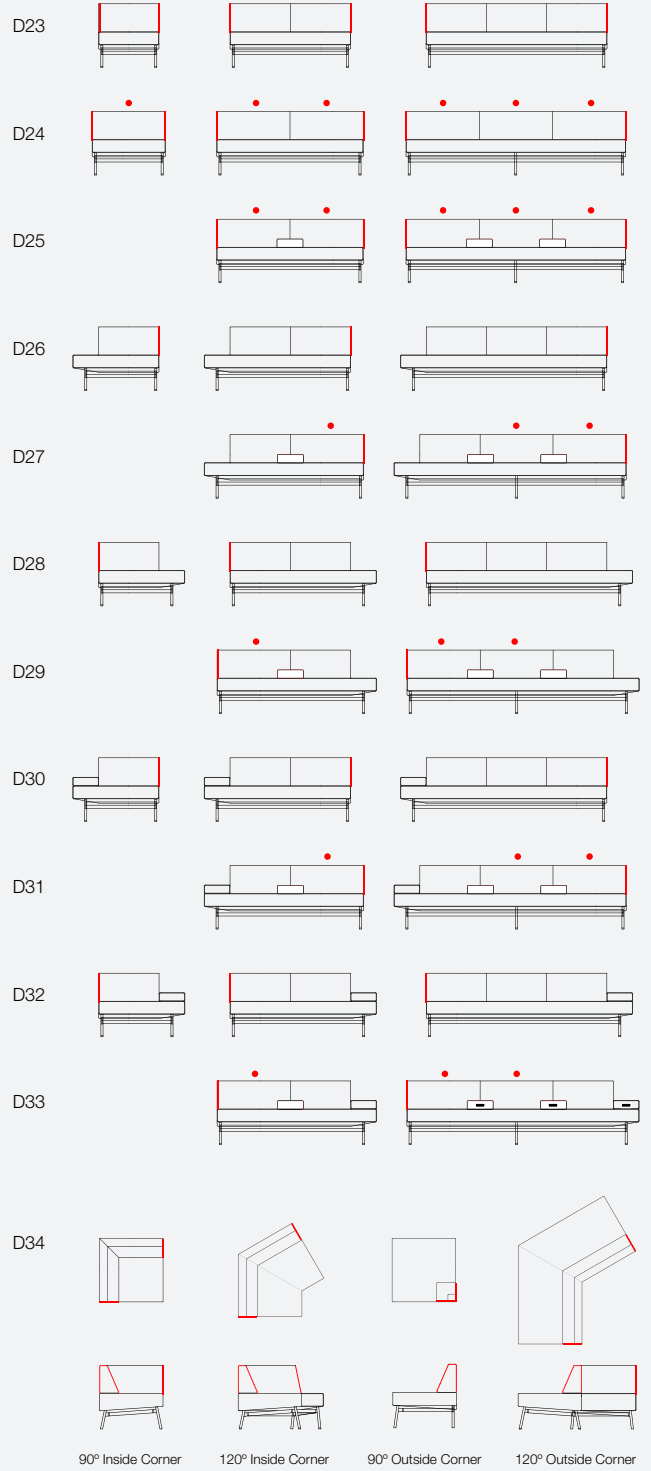
page



Note: The Joint Arm must be assigned to the open end of a lounge in its spec description. It will be fixed to that lounge and overlap an adjoining lounge.

Modular Units

page

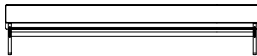


2-Seat Bench



Product No.	Dimensions	Fabric \$							Leather \$			
DMAA2...	56w	COM	3953	F6	4632	F12	5293	COL	4546	L6	7666	
	22d	F1	4338	F7	4712	F13	5454	L1	5898	L7	8186	
	16.5h	F2	4384	F8	4804	F14	5632	L2	6106	L8	8810	
	16.5sh	F3	4436	F9	4908	F15	5833	L3	6418	L9	9642	
	—	F4	4494	F10	5023	F16	6063	L4	6730	L10	10578	
	5.75 yds, 104 sf	F5	4557	F11	5149	F17	6316	L5	7146	L11	11618	
^												
Append suffix	for base color	add \$										
...MRB	Resin Black	+0										
...MRW	Resin White	+0										
...MRSA	Resin Satin Aluminum	+0										
...MBN	Brushed Nickel	+384										
...MPC	Polished Chrome	+877										

3-Seat Bench



DMAA3...	84w	COM	5149	F6	6064	F12	6955	COL	5921	L6	10121
	22d	F1	5668	F7	6172	F13	7172	L1	7741	L7	10821
	16.5h	F2	5730	F8	6296	F14	7412	L2	8021	L8	11661
	16.5sh	F3	5800	F9	6436	F15	7683	L3	8441	L9	12781
	—	F4	5878	F10	6591	F16	7993	L4	8861	L10	14041
	7.75 yds, 140 sf	F5	5963	F11	6761	F17	8334	L5	9421	L11	15441
^											
Append suffix	for base color	add \$									
...MRB	Resin Black	+0									
...MRW	Resin White	+0									
...MRSA	Resin Satin Aluminum	+0									
...MBN	Brushed Nickel	+384									
...MPC	Polished Chrome	+827									

Shipping address for COM/COL materials and memo samples:
TUOHY Furniture Corporation, Upholstery Receiving Dept, 13715 S Western Ave, Gardena, CA 90247



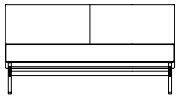
Please provide tagging information as needed for your project.

1-Seat Lounge



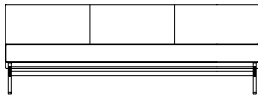
Product No.	Dimensions	Fabric \$							Leather \$			
DMAB1...	28w	COM	2328	F6	2712	F12	3085	COL	2678	L6	4448	
	29.5d	F1	2546	F7	2757	F13	3176	L1	3445	L7	4743	
	29.5h	F2	2572	F8	2809	F14	3277	L2	3563	L8	5097	
	16.5sh	F3	2601	F9	2868	F15	3391	L3	3740	L9	5569	
	—	F4	2634	F10	2933	F16	3521	L4	3917	L10	6100	
	3.25 yds, 59 sf	F5	2669	F11	3004	F17	3664	L5	4153	L11	6690	
^	Append suffix for base color		add \$									
...MRB	Resin Black	+0										
...MRW	Resin White	+0										
...MRSA	Resin Satin Aluminum	+0										
...MBN	Brushed Nickel	+413										
...MPC	Polished Chrome	+827										

2-Seat Lounge



DMAB2...	56w	COM	3388	F6	4126	F12	4844	COL	3896	L6	7286
	29.5d	F1	3807	F7	4213	F13	5019	L1	5365	L7	7851
	29.5h	F2	3857	F8	4313	F14	5213	L2	5591	L8	8529
	16.5sh	F3	3913	F9	4426	F15	5432	L3	5930	L9	9433
	—	F4	3976	F10	4551	F16	5682	L4	6269	L10	10450
	6.25 yds, 113 sf	F5	4044	F11	4688	F17	5957	L5	6721	L11	11580
^	Append suffix for base color		add \$								
...MRB	Resin Black	+0									
...MRW	Resin White	+0									
...MRSA	Resin Satin Aluminum	+0									
...MBN	Brushed Nickel	+413									
...MPC	Polished Chrome	+827									

3-Seat Lounge



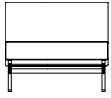
DMAB3...	84w	COM	4316	F6	5408	F12	6471	COL	4964	L6	9974
	29.5d	F1	4936	F7	5537	F13	6730	L1	7135	L7	10809
	29.5h	F2	5010	F8	5685	F14	7017	L2	7469	L8	11811
	16.5sh	F3	5093	F9	5852	F15	7341	L3	7970	L9	13147
	—	F4	5186	F10	6037	F16	7711	L4	8471	L10	14650
	9.25 yds, 167 sf	F5	5287	F11	6240	F17	8118	L5	9139	L11	16320
^	Append suffix for base color		add \$								
...MRB	Resin Black	+0									
...MRW	Resin White	+0									
...MRSA	Resin Satin Aluminum	+0									
...MBN	Brushed Nickel	+413									
...MPC	Polished Chrome	+827									

Shipping address for COM/COL materials and memo samples:
 TUOHY Furniture Corporation, Upholstery Receiving Dept, 13715 S Western Ave, Gardena, CA 90247



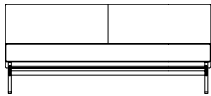
Please provide tagging information as needed for your project.

1-Seat Lounge XW



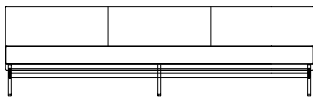
Product No.	Dimensions	Fabric \$							Leather \$			
DMAC1...	34w	COM	2606	F6	3078	F12	3538	COL	2996	L6	5156	
	29.5d	F1	2874	F7	3134	F13	3650	L1	3932	L7	5516	
	29.5h	F2	2906	F8	3198	F14	3774	L2	4076	L8	5948	
	16.5sh	F3	2942	F9	3270	F15	3914	L3	4292	L9	6524	
	—	F4	2982	F10	3350	F16	4074	L4	4508	L10	7172	
	4 yds, 72 sf	F5	3026	F11	3438	F17	4250	L5	4796	L11	7892	
^												
Append suffix	for base color	add \$										
...MRB	Resin Black	+0										
...MRW	Resin White	+0										
...MRSA	Resin Satin Aluminum	+0										
...MBN	Brushed Nickel	+413										
...MPC	Polished Chrome	+827										

2-Seat Lounge XW



DMAC2...	68w	COM	3793	F6	4678	F12	5541	COL	4362	L6	8412
	29.5d	F1	4296	F7	4783	F13	5751	L1	6117	L7	9087
	29.5h	F2	4356	F8	4903	F14	5983	L2	6387	L8	9897
	16.5sh	F3	4423	F9	5038	F15	6246	L3	6792	L9	10977
	—	F4	4498	F10	5188	F16	6546	L4	7197	L10	12192
	7.5 yds, 135 sf	F5	4581	F11	5353	F17	6876	L5	7737	L11	13542
^											
Append suffix	for base color	add \$									
...MRB	Resin Black	+0									
...MRW	Resin White	+0									
...MRSA	Resin Satin Aluminum	+0									
...MBN	Brushed Nickel	+413									
...MPC	Polished Chrome	+827									

3-Seat Lounge XW



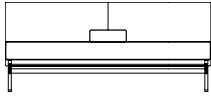
DMAC3...	102w	COM	5549	F6	6788	F12	7996	COL	6382	L6	12052
	29.5d	F1	6253	F7	6935	F13	8290	L1	8839	L7	12997
	29.5h	F2	6337	F8	7103	F14	8615	L2	9217	L8	14131
	16.5sh	F3	6431	F9	7292	F15	8983	L3	9784	L9	15643
	—	F4	6536	F10	7502	F16	9403	L4	10351	L10	17344
	10.5 yds, 189 sf	F5	6652	F11	7733	F17	9865	L5	11107	L11	19234
^											
Append suffix	for base color	add \$									
...MRB	Resin Black	+0									
...MRW	Resin White	+0									
...MRSA	Resin Satin Aluminum	+0									
...MBN	Brushed Nickel	+413									
...MPC	Polished Chrome	+827									

Shipping address for COM/COL materials and memo samples:
TUOHY Furniture Corporation, Upholstery Receiving Dept, 13715 S Western Ave, Gardena, CA 90247



Please provide tagging information as needed for your project.

2-Seat Lounge +Arms

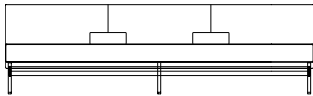


Product No.	Dimensions	Fabric \$							Leather \$			
DMAD2...	68w	COM	4108	F6	5111	F12	6089	COL	4724	L6	9314	
	29.5d	F1	4678	F7	5230	F13	6327	L1	6713	L7	10079	
	29.5h	F2	4746	F8	5366	F14	6590	L2	7019	L8	10997	
	16.5sh	F3	4822	F9	5519	F15	6888	L3	7478	L9	12221	
	20.5ah	F4	4907	F10	5689	F16	7228	L4	7937	L10	13598	
	8.5 yds, 153 sf	F5	5001	F11	5876	F17	7602	L5	8549	L11	15128	

^

Append suffix	for base color	add \$
...MRB	Resin Black	+0
...MRW	Resin White	+0
...MRSA	Resin Satin Aluminum	+0
...MBN	Brushed Nickel	+413
...MPC	Polished Chrome	+827

3-Seat Lounge +Arms



DMAD3...	102w	COM	6181	F6	7686	F12	9152	COL	7108	L6	14008
	29.5d	F1	7035	F7	7864	F13	9509	L1	10098	L7	15158
	29.5h	F2	7137	F8	8068	F14	9904	L2	10558	L8	16538
	16.5sh	F3	7252	F9	8298	F15	10350	L3	11248	L9	18378
	20.5ah	F4	7380	F10	8553	F16	10860	L4	11938	L10	20448
	12.75 yds, 230 sf	F5	7520	F11	8833	F17	11421	L5	12858	L11	22748

^

Append suffix	for base color	add \$
...MRB	Resin Black	+0
...MRW	Resin White	+0
...MRSA	Resin Satin Aluminum	+0
...MBN	Brushed Nickel	+413
...MPC	Polished Chrome	+827

Shipping address for COM/COL materials and memo samples:
 TUOHY Furniture Corporation, Upholstery Receiving Dept, 13715 S Western Ave, Gardena, CA 90247

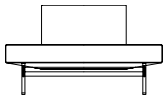


Please provide tagging information as needed for your project.

IMPORTANT! Additional yardage may be required for fabrics less than 54 inches wide and/or having more than a nominal vertical repeat or pattern. Use the Additional Yardage (+YDG) requirements listed in the TUOHY Upholstery Partnership Guides for each upholstery offering to re-calculate the yardage or square footage needed for a given pattern. See also Table 2 on page D2.

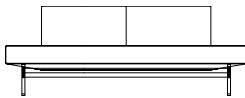
Category	Pattern	Grade
Faux-Leather	Silex	F3
Leather	Lena	L1

1-Seat Lounge XS



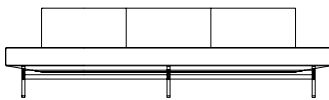
Product No.	Dimensions	Fabric \$							Leather \$			
DMAE1...	52w	COM	2365	F6	3103	F12	3821	COL	2720	L6	6110	
	29.5d	F1	2784	F7	3190	F13	3996	L1	4189	L7	6675	
	29.5h	F2	2834	F8	3290	F14	4190	L2	4415	L8	7353	
	16.5sh	F3	2890	F9	3403	F15	4409	L3	4754	L9	8257	
	—	F4	2953	F10	3528	F16	4659	L4	5093	L10	9274	
^	6.25 yds, 113 sf	F5	3021	F11	3665	F17	4934	L5	5545	L11	10404	
Append suffix	for base color	add \$										
...MRB	Resin Black	+0										
...MRW	Resin White	+0										
...MRSA	Resin Satin Aluminum	+0										
...MBN	Brushed Nickel	+413										
...MPC	Polished Chrome	+827										

2-Seat Lounge XS



DMAE2...	80w	COM	3894	F6	4956	F12	5991	COL	4478	L6	9338
	29.5d	F1	4497	F7	5082	F13	6243	L1	6584	L7	10148
	29.5h	F2	4569	F8	5226	F14	6522	L2	6908	L8	11120
	16.5sh	F3	4650	F9	5388	F15	6837	L3	7394	L9	12416
	—	F4	4740	F10	5568	F16	7197	L4	7880	L10	13874
^	9 yds, 162 sf	F5	4839	F11	5766	F17	7593	L5	8528	L11	15494
Append suffix	for base color	add \$									
...MRB	Resin Black	+0									
...MRW	Resin White	+0									
...MRSA	Resin Satin Aluminum	+0									
...MBN	Brushed Nickel	+413									
...MPC	Polished Chrome	+827									

3-Seat Lounge XS



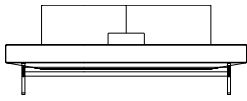
DMAE3...	108w	COM	5574	F6	6990	F12	8370	COL	6410	L6	12890
	29.5d	F1	6378	F7	7158	F13	8706	L1	9218	L7	13970
	29.5h	F2	6474	F8	7350	F14	9078	L2	9650	L8	15266
	16.5sh	F3	6582	F9	7566	F15	9498	L3	10298	L9	16994
	—	F4	6702	F10	7806	F16	9978	L4	10946	L10	18938
^	12 yds, 216 sf	F5	6834	F11	8070	F17	10506	L5	11810	L11	21098
Append suffix	for base color	add \$									
...MRB	Resin Black	+0									
...MRW	Resin White	+0									
...MRSA	Resin Satin Aluminum	+0									
...MBN	Brushed Nickel	+413									
...MPC	Polished Chrome	+827									

Shipping address for COM/COL materials and memo samples:
TUOHY Furniture Corporation, Upholstery Receiving Dept, 13715 S Western Ave, Gardena, CA 90247



Please provide tagging information as needed for your project.

2-Seat Lounge XS +Arms

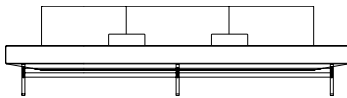


Product No.	Dimensions	Fabric \$							Leather \$			
DMAF2...	80w	COM	4398	F6	5519	F12	6612	COL	5058	L6	10188	
	29.5d	F1	5035	F7	5652	F13	6878	L1	7281	L7	11043	
	29.5h	F2	5111	F8	5804	F14	7172	L2	7623	L8	12069	
	16.5sh	F3	5196	F9	5975	F15	7505	L3	8136	L9	13437	
	20.5ah	F4	5291	F10	6165	F16	7885	L4	8649	L10	14976	
	9.5 yds, 171 sf	F5	5396	F11	6374	F17	8303	L5	9333	L11	16686	

^

Append suffix	for base color	add \$
...MRB	Resin Black	+0
...MRW	Resin White	+0
...MRSA	Resin Satin Aluminum	+0
...MBN	Brushed Nickel	+413
...MPC	Polished Chrome	+827

3-Seat Lounge XS +Arms



Product No.	Dimensions	Fabric \$							Leather \$			
DMAF3...	114w	COM	6410	F6	7944	F12	9439	COL	7371	L6	14391	
	29.5d	F1	7281	F7	8126	F13	9803	L1	10413	L7	15561	
	29.5h	F2	7385	F8	8334	F14	10206	L2	10881	L8	16965	
	16.5sh	F3	7502	F9	8568	F15	10661	L3	11583	L9	18837	
	20.5ah	F4	7632	F10	8828	F16	11181	L4	12285	L10	20943	
	13 yds, 234 sf	F5	7775	F11	9114	F17	11753	L5	13221	L11	23283	

^

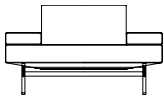
Append suffix	for base color	add \$
...MRB	Resin Black	+0
...MRW	Resin White	+0
...MRSA	Resin Satin Aluminum	+0
...MBN	Brushed Nickel	+413
...MPC	Polished Chrome	+827

Shipping address for COM/COL materials and memo samples:
TUOHY Furniture Corporation, Upholstery Receiving Dept, 13715 S Western Ave, Gardena, CA 90247



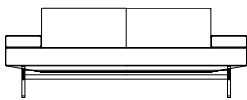
Please provide tagging information as needed for your project.

1-Seat Lounge XA



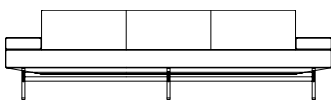
Product No.	Dimensions	Fabric \$	Leather \$
DMAG1...	52w	COM 3055 F6 3734 F12 4395	COL 3513 L6 6633
	29.5d	F1 3440 F7 3814 F13 4556	L1 4865 L7 7153
	29.5h	F2 3486 F8 3906 F14 4734	L2 5073 L8 7777
	16.5sh	F3 3538 F9 4010 F15 4935	L3 5385 L9 8609
	20.5ah	F4 3596 F10 4125 F16 5165	L4 5697 L10 9545
	5.75 yds, 104 sf	F5 3659 F11 4251 F17 5418	L5 6113 L11 10585
^			
Append suffix	for base color	add \$	
...MRB	Resin Black	+0	
...MRW	Resin White	+0	
...MRSA	Resin Satin Aluminum	+0	
...MBN	Brushed Nickel	+413	
...MPC	Polished Chrome	+827	

2-Seat Lounge XA



Product No.	Dimensions	Fabric \$	Leather \$
DMAG2...	80w	COM 4674 F6 5677 F12 6655	COL 5375 L6 9965
	29.5d	F1 5244 F7 5796 F13 6893	L1 7364 L7 10730
	29.5h	F2 5312 F8 5932 F14 7156	L2 7670 L8 11648
	16.5sh	F3 5388 F9 6085 F15 7454	L3 8129 L9 12872
	20.5ah	F4 5473 F10 6255 F16 7794	L4 8588 L10 14249
	8.5 yds, 153 sf	F5 5567 F11 6442 F17 8168	L5 9200 L11 15779
^			
Append suffix	for base color	add \$	
...MRB	Resin Black	+0	
...MRW	Resin White	+0	
...MRSA	Resin Satin Aluminum	+0	
...MBN	Brushed Nickel	+413	
...MPC	Polished Chrome	+827	

3-Seat Lounge XA



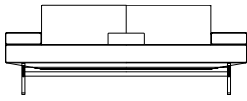
Product No.	Dimensions	Fabric \$	Leather \$
DMAG3...	108w	COM 6436 F6 7793 F12 9116	COL 7401 L6 13611
	29.5d	F1 7207 F7 7954 F13 9438	L1 10092 L7 14646
	29.5h	F2 7299 F8 8138 F14 9794	L2 10506 L8 15888
	16.5sh	F3 7402 F9 8345 F15 10197	L3 11127 L9 17544
	20.5ah	F4 7517 F10 8575 F16 10657	L4 11748 L10 19407
	11.5 yds, 207 sf	F5 7644 F11 8828 F17 11163	L5 12576 L11 21477
^			
Append suffix	for base color	add \$	
...MRB	Resin Black	+0	
...MRW	Resin White	+0	
...MRSA	Resin Satin Aluminum	+0	
...MBN	Brushed Nickel	+413	
...MPC	Polished Chrome	+827	

Shipping address for COM/COL materials and memo samples:
 TUOHY Furniture Corporation, Upholstery Receiving Dept, 13715 S Western Ave, Gardena, CA 90247



Please provide tagging information as needed for your project.

2-Seat Lounge XA +Arms

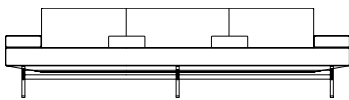


Product No.	Dimensions	Fabric \$							Leather \$			
DMAH2...	80w	COM	5029	F6	6268	F12	7476	COL	5783	L6	11453	
	29.5d	F1	5733	F7	6415	F13	7770	L1	8240	L7	12398	
	29.5h	F2	5817	F8	6583	F14	8095	L2	8618	L8	13532	
	16.5sh	F3	5911	F9	6772	F15	8463	L3	9185	L9	15044	
	20.5ah	F4	6016	F10	6982	F16	8883	L4	9752	L10	16745	
	10.5 yds, 189 sf	F5	6132	F11	7213	F17	9345	L5	10508	L11	18635	

^

Append suffix	for base color	add \$
...MRB	Resin Black	+0
...MRW	Resin White	+0
...MRSA	Resin Satin Aluminum	+0
...MBN	Brushed Nickel	+413
...MPC	Polished Chrome	+827

3-Seat Lounge XA +Arms



Product No.	Dimensions	Fabric \$							Leather \$			
DMAH3...	114w	COM	6188	F6	7840	F12	9450	COL	7117	L6	14677	
	29.5d	F1	7126	F7	8036	F13	9842	L1	10393	L7	15937	
	29.5h	F2	7238	F8	8260	F14	10276	L2	10897	L8	17449	
	16.5sh	F3	7364	F9	8512	F15	10766	L3	11653	L9	19465	
	20.5ah	F4	7504	F10	8792	F16	11326	L4	12409	L10	21733	
	14 yds, 252 sf	F5	7658	F11	9100	F17	11942	L5	13417	L11	24253	

^

Append suffix	for base color	add \$
...MRB	Resin Black	+0
...MRW	Resin White	+0
...MRSA	Resin Satin Aluminum	+0
...MBN	Brushed Nickel	+413
...MPC	Polished Chrome	+827

Shipping address for COM/COL materials and memo samples:
 TUOHY Furniture Corporation, Upholstery Receiving Dept, 13715 S Western Ave, Gardena, CA 90247



Please provide tagging information as needed for your project.

IMPORTANT! Additional yardage may be required for fabrics less than 54 inches wide and/or having more than a nominal vertical repeat or pattern. Use the Additional Yardage (+YDG) requirements listed in the TUOHY Upholstery Partnership Guides for each upholstery offering to re-calculate the yardage or square footage needed for a given pattern. See also Table 2 on page D2.

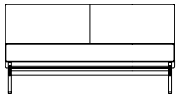
Category	Pattern	Grade
Faux-Leather	Silex	F3
Leather	Lena	L1

1-Seat Module



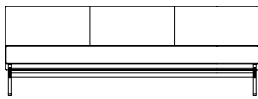
Product No.	Dimensions	Fabric \$							Leather \$				
DMBJ1...	28w	COM	2612	F6	2996	F12	3369	COL	3003	L6	4773		
	29.5d	F1	2830	F7	3041	F13	3460	L1	3770	L7	5068		
	29.5h	F2	2856	F8	3093	F14	3561	L2	3888	L8	5422		
	16.5sh	F3	2885	F9	3152	F15	3675	L3	4065	L9	5894		
	—	F4	2918	F10	3217	F16	3805	L4	4242	L10	6425		
	3.25 yds, 59 sf	F5	2953	F11	3288	F17	3948	L5	4478	L11	7015		
^													
Append suffix	for base color	add \$											
...MRB	Resin Black	+0											
...MRW	Resin White	+0											
...MRSA	Resin Satin Aluminum	+0											
...MBN	Brushed Nickel	+413											
...MPC	Polished Chrome	+827											

2-Seat Module



DMBJ2...	56w	COM	3353	F6	4091	F12	4809	COL	3856	L6	7246
	29.5d	F1	3772	F7	4178	F13	4984	L1	5325	L7	7811
	29.5h	F2	3822	F8	4278	F14	5178	L2	5551	L8	8489
	16.5sh	F3	3878	F9	4391	F15	5397	L3	5890	L9	9393
	—	F4	3941	F10	4516	F16	5647	L4	6229	L10	10410
	6.25 yds, 113 sf	F5	4009	F11	4653	F17	5922	L5	6681	L11	11540
^											
Append suffix	for base color	add \$									
...MRB	Resin Black	+0									
...MRW	Resin White	+0									
...MRSA	Resin Satin Aluminum	+0									
...MBN	Brushed Nickel	+413									
...MPC	Polished Chrome	+827									

3-Seat Module



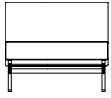
DMBJ3...	84w	COM	4280	F6	5372	F12	6435	COL	4922	L6	9932
	29.5d	F1	4900	F7	5501	F13	6694	L1	7093	L7	10767
	29.5h	F2	4974	F8	5649	F14	6981	L2	7427	L8	11769
	16.5sh	F3	5057	F9	5816	F15	7305	L3	7928	L9	13105
	—	F4	5150	F10	6001	F16	7675	L4	8429	L10	14608
	9.25 yds, 167 sf	F5	5251	F11	6204	F17	8082	L5	9097	L11	16278
^											
Append suffix	for base color	add \$									
...MRB	Resin Black	+0									
...MRW	Resin White	+0									
...MRSA	Resin Satin Aluminum	+0									
...MBN	Brushed Nickel	+413									
...MPC	Polished Chrome	+827									

Shipping address for COM/COL materials and memo samples:
TUOHY Furniture Corporation, Upholstery Receiving Dept, 13715 S Western Ave, Gardena, CA 90247



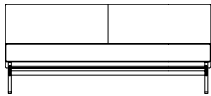
Please provide tagging information as needed for your project.

1-Seat Module XW



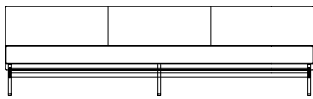
Product No.	Dimensions	Fabric \$							Leather \$				
DMBK1...	34w	COM	2573	F6	3045	F12	3505	COL	2959	L6	5119		
	29.5d	F1	2841	F7	3101	F13	3617	L1	3895	L7	5479		
	29.5h	F2	2873	F8	3165	F14	3741	L2	4039	L8	5911		
	16.5sh	F3	2909	F9	3237	F15	3881	L3	4255	L9	6487		
	—	F4	2949	F10	3317	F16	4041	L4	4471	L10	7135		
	4 yds, 72 sf	F5	2993	F11	3405	F17	4217	L5	4759	L11	7855		
^													
Append suffix	for base color	add \$											
...MRB	Resin Black	+0											
...MRW	Resin White	+0											
...MRSA	Resin Satin Aluminum	+0											
...MBN	Brushed Nickel	+413											
...MPC	Polished Chrome	+827											

2-Seat Module XW



DMBK2...	68w	COM	3757	F6	4642	F12	5505	COL	4320	L6	8370
	29.5d	F1	4260	F7	4747	F13	5715	L1	6075	L7	9045
	29.5h	F2	4320	F8	4867	F14	5947	L2	6345	L8	9855
	16.5sh	F3	4387	F9	5002	F15	6210	L3	6750	L9	10935
	—	F4	4462	F10	5152	F16	6510	L4	7155	L10	12150
	7.5 yds, 135 sf	F5	4545	F11	5317	F17	6840	L5	7695	L11	13500
^											
Append suffix	for base color	add \$									
...MRB	Resin Black	+0									
...MRW	Resin White	+0									
...MRSA	Resin Satin Aluminum	+0									
...MBN	Brushed Nickel	+413									
...MPC	Polished Chrome	+827									

3-Seat Module XW



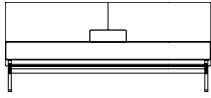
DMBK3...	102w	COM	5514	F6	6753	F12	7961	COL	6341	L6	12011
	29.5d	F1	6218	F7	6900	F13	8255	L1	8798	L7	12956
	29.5h	F2	6302	F8	7068	F14	8580	L2	9176	L8	14090
	16.5sh	F3	6396	F9	7257	F15	8948	L3	9743	L9	15602
	—	F4	6501	F10	7467	F16	9368	L4	10310	L10	17303
	10.5 yds, 189 sf	F5	6617	F11	7698	F17	9830	L5	11066	L11	19193
^											
Append suffix	for base color	add \$									
...MRB	Resin Black	+0									
...MRW	Resin White	+0									
...MRSA	Resin Satin Aluminum	+0									
...MBN	Brushed Nickel	+413									
...MPC	Polished Chrome	+827									

Shipping address for COM/COL materials and memo samples:
TUOHY Furniture Corporation, Upholstery Receiving Dept, 13715 S Western Ave, Gardena, CA 90247



Please provide tagging information as needed for your project.

2-Seat Module +Arms

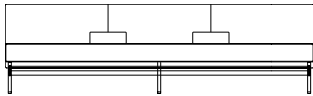


Product No.	Dimensions	Fabric \$							Leather \$			
DMBL2...	68w	COM	4804	F6	5807	F12	6785	COL	5525	L6	10115	
	29.5d	F1	5374	F7	5926	F13	7023	L1	7514	L7	10880	
	29.5h	F2	5442	F8	6062	F14	7286	L2	7820	L8	11798	
	16.5sh	F3	5518	F9	6215	F15	7584	L3	8279	L9	13022	
	20.5ah	F4	5603	F10	6385	F16	7924	L4	8738	L10	14399	
	8.5 yds, 153 sf	F5	5697	F11	6572	F17	8298	L5	9350	L11	15929	

^

Append suffix	for base color	add \$
...MRB	Resin Black	+0
...MRW	Resin White	+0
...MRSA	Resin Satin Aluminum	+0
...MBN	Brushed Nickel	+413
...MPC	Polished Chrome	+827

3-Seat Module +Arms



Product No.	Dimensions	Fabric \$							Leather \$			
DMBL3...	102w	COM	6441	F6	7951	F12	9423	COL	7407	L6	14337	
	29.5d	F1	7299	F7	8131	F13	9782	L1	10410	L7	15492	
	29.5h	F2	7401	F8	8335	F14	10179	L2	10872	L8	16878	
	16.5sh	F3	7516	F9	8566	F15	10627	L3	11565	L9	18726	
	20.5ah	F4	7644	F10	8822	F16	11139	L4	12258	L10	20805	
	12.8 yds, 231 sf	F5	7785	F11	9103	F17	11702	L5	13182	L11	23115	

^

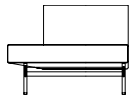
Append suffix	for base color	add \$
...MRB	Resin Black	+0
...MRW	Resin White	+0
...MRSA	Resin Satin Aluminum	+0
...MBN	Brushed Nickel	+413
...MPC	Polished Chrome	+827

Shipping address for COM/COL materials and memo samples:
TUOHY Furniture Corporation, Upholstery Receiving Dept, 13715 S Western Ave, Gardena, CA 90247



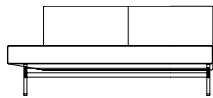
Please provide tagging information as needed for your project.

1-Seat Module XS/L



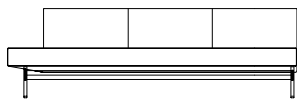
Product No.	Dimensions	Fabric \$							Leather \$			
DMBM1...	40w	COM	2743	F6	3333	F12	3908	COL	3155	L6	5855	
	29.5d	F1	3078	F7	3403	F13	4048	L1	4325	L7	6305	
	29.5h	F2	3118	F8	3483	F14	4203	L2	4505	L8	6845	
	16.5sh	F3	3163	F9	3573	F15	4378	L3	4775	L9	7565	
	—	F4	3213	F10	3673	F16	4578	L4	5045	L10	8375	
	5 yds, 90 sf	F5	3268	F11	3783	F17	4798	L5	5405	L11	9275	
^												
Append suffix	for base color	add \$										
...MRB	Resin Black	+0										
...MRW	Resin White	+0										
...MRSA	Resin Satin Aluminum	+0										
...MBN	Brushed Nickel	+413										
...MPC	Polished Chrome	+827										

2-Seat Module XS/L



DMBM2...	68w	COM	4037	F6	4863	F12	5668	COL	4642	L6	8422
	29.5d	F1	4506	F7	4961	F13	5864	L1	6280	L7	9052
	29.5h	F2	4562	F8	5073	F14	6081	L2	6532	L8	9808
	16.5sh	F3	4625	F9	5199	F15	6326	L3	6910	L9	10816
	—	F4	4695	F10	5339	F16	6606	L4	7288	L10	11950
	7 yds, 126 sf	F5	4772	F11	5493	F17	6914	L5	7792	L11	13210
^											
Append suffix	for base color	add \$									
...MRB	Resin Black	+0									
...MRW	Resin White	+0									
...MRSA	Resin Satin Aluminum	+0									
...MBN	Brushed Nickel	+413									
...MPC	Polished Chrome	+827									

3-Seat Module XS/L



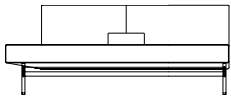
DMBM3...	96w	COM	4711	F6	5891	F12	7041	COL	5417	L6	10817
	29.5d	F1	5381	F7	6031	F13	7321	L1	7757	L7	11717
	29.5h	F2	5461	F8	6191	F14	7631	L2	8117	L8	12797
	16.5sh	F3	5551	F9	6371	F15	7981	L3	8657	L9	14237
	—	F4	5651	F10	6571	F16	8381	L4	9197	L10	15857
	10 yds, 180 sf	F5	5761	F11	6791	F17	8821	L5	9917	L11	17657
^											
Append suffix	for base color	add \$									
...MRB	Resin Black	+0									
...MRW	Resin White	+0									
...MRSA	Resin Satin Aluminum	+0									
...MBN	Brushed Nickel	+413									
...MPC	Polished Chrome	+827									

Shipping address for COM/COL materials and memo samples:
TUOHY Furniture Corporation, Upholstery Receiving Dept, 13715 S Western Ave, Gardena, CA 90247



Please provide tagging information as needed for your project.

2-Seat Module XS/L +Arms

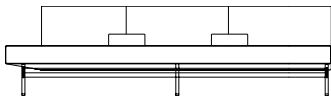


Product No.	Dimensions	Fabric \$							Leather \$			
DMBN2...	74w	COM	4789	F6	5851	F12	6886	COL	5507	L6	10367	
	29.5d	F1	5392	F7	5977	F13	7138	L1	7613	L7	11177	
	29.5h	F2	5464	F8	6121	F14	7417	L2	7937	L8	12149	
	16.5sh	F3	5545	F9	6283	F15	7732	L3	8423	L9	13445	
	20.5ah	F4	5635	F10	6463	F16	8092	L4	8909	L10	14903	
	9 yds, 162 sf	F5	5734	F11	6661	F17	8488	L5	9557	L11	16523	

^

Append suffix	for base color	add \$
...MRB	Resin Black	+0
...MRW	Resin White	+0
...MRSA	Resin Satin Aluminum	+0
...MBN	Brushed Nickel	+413
...MPC	Polished Chrome	+827

3-Seat Module XS/L +Arms



Product No.	Dimensions	Fabric \$							Leather \$			
DMBN3...	108w	COM	6287	F6	7703	F12	9083	COL	7230	L6	13710	
	29.5d	F1	7091	F7	7871	F13	9419	L1	10038	L7	14790	
	29.5h	F2	7187	F8	8063	F14	9791	L2	10470	L8	16086	
	16.5sh	F3	7295	F9	8279	F15	10211	L3	11118	L9	17814	
	20.5ah	F4	7415	F10	8519	F16	10691	L4	11766	L10	19758	
	12 yds, 216 sf	F5	7547	F11	8783	F17	11219	L5	12630	L11	21918	

^

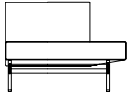
Append suffix	for base color	add \$
...MRB	Resin Black	+0
...MRW	Resin White	+0
...MRSA	Resin Satin Aluminum	+0
...MBN	Brushed Nickel	+413
...MPC	Polished Chrome	+827

Shipping address for COM/COL materials and memo samples:
TUOHY Furniture Corporation, Upholstery Receiving Dept, 13715 S Western Ave, Gardena, CA 90247



Please provide tagging information as needed for your project.

1-Seat Module XS/R



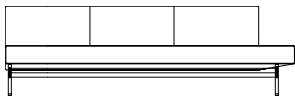
Product No.	Dimensions	Fabric \$							Leather \$				
DMBP1...	40w	COM	2743	F6	3333	F12	3908	COL	3155	L6	5855		
	29.5d	F1	3078	F7	3403	F13	4048	L1	4325	L7	6305		
	29.5h	F2	3118	F8	3483	F14	4203	L2	4505	L8	6845		
	16.5sh	F3	3163	F9	3573	F15	4378	L3	4775	L9	7565		
	—	F4	3213	F10	3673	F16	4578	L4	5045	L10	8375		
	5 yds, 90 sf	F5	3268	F11	3783	F17	4798	L5	5405	L11	9275		
^													
Append suffix	for base color	add \$											
...MRB	Resin Black	+0											
...MRW	Resin White	+0											
...MRSA	Resin Satin Aluminum	+0											
...MBN	Brushed Nickel	+413											
...MPC	Polished Chrome	+827											

2-Seat Module XS/R



DMBP2...	68w	COM	4037	F6	4863	F12	5668	COL	4642	L6	8422
	29.5d	F1	4506	F7	4961	F13	5864	L1	6280	L7	9052
	29.5h	F2	4562	F8	5073	F14	6081	L2	6532	L8	9808
	16.5sh	F3	4625	F9	5199	F15	6326	L3	6910	L9	10816
	—	F4	4695	F10	5339	F16	6606	L4	7288	L10	11950
	7 yds, 126 sf	F5	4772	F11	5493	F17	6914	L5	7792	L11	13210
^											
Append suffix	for base color	add \$									
...MRB	Resin Black	+0									
...MRW	Resin White	+0									
...MRSA	Resin Satin Aluminum	+0									
...MBN	Brushed Nickel	+413									
...MPC	Polished Chrome	+827									

3-Seat Module XS/R



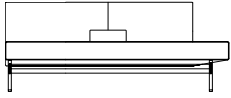
DMBP3...	96w	COM	4711	F6	5891	F12	7041	COL	5417	L6	10817
	29.5d	F1	5381	F7	6031	F13	7321	L1	7757	L7	11717
	29.5h	F2	5461	F8	6191	F14	7631	L2	8117	L8	12797
	16.5sh	F3	5551	F9	6371	F15	7981	L3	8657	L9	14237
	—	F4	5651	F10	6571	F16	8381	L4	9197	L10	15857
	10 yds, 180 sf	F5	5761	F11	6791	F17	8821	L5	9917	L11	17657
^											
Append suffix	for base color	add \$									
...MRB	Resin Black	+0									
...MRW	Resin White	+0									
...MRSA	Resin Satin Aluminum	+0									
...MBN	Brushed Nickel	+413									
...MPC	Polished Chrome	+827									

Shipping address for COM/COL materials and memo samples:
TUOHY Furniture Corporation, Upholstery Receiving Dept, 13715 S Western Ave, Gardena, CA 90247



Please provide tagging information as needed for your project.

2-Seat Module XS/R +Arms

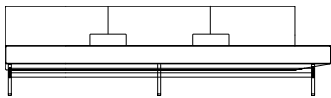


Product No.	Dimensions	Fabric \$							Leather \$			
DMBQ2...	74w	COM	4789	F6	5851	F12	6886	COL	5507	L6	10367	
	29.5d	F1	5392	F7	5977	F13	7138	L1	7613	L7	11177	
	29.5h	F2	5464	F8	6121	F14	7417	L2	7937	L8	12149	
	16.5sh	F3	5545	F9	6283	F15	7732	L3	8423	L9	13445	
	20.5ah	F4	5635	F10	6463	F16	8092	L4	8909	L10	14903	
	9 yds, 162 sf	F5	5734	F11	6661	F17	8488	L5	9557	L11	16523	

^

Append suffix	for base color	add \$
...MRB	Resin Black	+0
...MRW	Resin White	+0
...MRSA	Resin Satin Aluminum	+0
...MBN	Brushed Nickel	+413
...MPC	Polished Chrome	+827

3-Seat Module XS/R +Arms



Product No.	Dimensions	Fabric \$							Leather \$			
DMBQ3...	108w	COM	6287	F6	7703	F12	9083	COL	7230	L6	13710	
	29.5d	F1	7091	F7	7871	F13	9419	L1	10038	L7	14790	
	29.5h	F2	7187	F8	8063	F14	9791	L2	10470	L8	16086	
	16.5sh	F3	7295	F9	8279	F15	10211	L3	11118	L9	17814	
	20.5ah	F4	7415	F10	8519	F16	10691	L4	11766	L10	19758	
	12 yds, 216 sf	F5	7547	F11	8783	F17	11219	L5	12630	L11	21918	

^

Append suffix	for base color	add \$
...MRB	Resin Black	+0
...MRW	Resin White	+0
...MRSA	Resin Satin Aluminum	+0
...MBN	Brushed Nickel	+413
...MPC	Polished Chrome	+827

Shipping address for COM/COL materials and memo samples:
TUOHY Furniture Corporation, Upholstery Receiving Dept, 13715 S Western Ave, Gardena, CA 90247

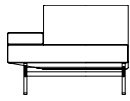


Please provide tagging information as needed for your project.

IMPORTANT! Additional yardage may be required for fabrics less than 54 inches wide and/or having more than a nominal vertical repeat or pattern. Use the Additional Yardage (+YDG) requirements listed in the TUOHY Upholstery Partnership Guides for each upholstery offering to re-calculate the yardage or square footage needed for a given pattern. See also Table 2 on page D2.

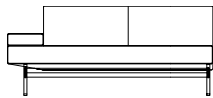
Category	Pattern	Grade
Faux-Leather	Silex	F3
Leather	Lena	L1

1-Seat Module XA/L



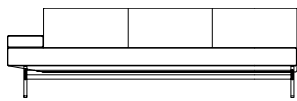
Product No.	Dimensions	Fabric \$							Leather \$				
DMBR1...	40w	COM	2957	F6	3606	F12	4239	COL	3400	L6	6370		
	29.5d	F1	3326	F7	3683	F13	4393	L1	4687	L7	6865		
	29.5h	F2	3370	F8	3771	F14	4563	L2	4885	L8	7459		
	16.5sh	F3	3419	F9	3870	F15	4756	L3	5182	L9	8251		
	20.5ah	F4	3474	F10	3980	F16	4976	L4	5479	L10	9142		
	5.5 yds, 99 sf	F5	3535	F11	4101	F17	5218	L5	5875	L11	10132		
^	Append suffix for base color		add \$										
...MRB	Resin Black	+0											
...MRW	Resin White	+0											
...MRSA	Resin Satin Aluminum	+0											
...MBN	Brushed Nickel	+413											
...MPC	Polished Chrome	+827											

2-Seat Module XA/L



DMBR2...	68w	COM	4292	F6	5118	F12	5923	COL	4936	L6	8716
	29.5d	F1	4761	F7	5216	F13	6119	L1	6574	L7	9346
	29.5h	F2	4817	F8	5328	F14	6336	L2	6826	L8	10102
	16.5sh	F3	4880	F9	5454	F15	6581	L3	7204	L9	11110
	20.5ah	F4	4950	F10	5594	F16	6861	L4	7582	L10	12244
	7 yds, 126 sf	F5	5027	F11	5748	F17	7169	L5	8086	L11	13504
^	Append suffix for base color		add \$								
...MRB	Resin Black	+0									
...MRW	Resin White	+0									
...MRSA	Resin Satin Aluminum	+0									
...MBN	Brushed Nickel	+413									
...MPC	Polished Chrome	+827									

3-Seat Module XA/L



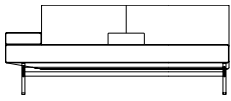
DMBR3...	96w	COM	5027	F6	6207	F12	7357	COL	5780	L6	11180
	29.5d	F1	5697	F7	6347	F13	7637	L1	8120	L7	12080
	29.5h	F2	5777	F8	6507	F14	7947	L2	8480	L8	13160
	16.5sh	F3	5867	F9	6687	F15	8297	L3	9020	L9	14600
	20.5ah	F4	5967	F10	6887	F16	8697	L4	9560	L10	16220
	10 yds, 180 sf	F5	6077	F11	7107	F17	9137	L5	10280	L11	18020
^	Append suffix for base color		add \$								
...MRB	Resin Black	+0									
...MRW	Resin White	+0									
...MRSA	Resin Satin Aluminum	+0									
...MBN	Brushed Nickel	+413									
...MPC	Polished Chrome	+827									

Shipping address for COM/COL materials and memo samples:
TUOHY Furniture Corporation, Upholstery Receiving Dept, 13715 S Western Ave, Gardena, CA 90247



Please provide tagging information as needed for your project.

2-Seat Module XA/L +Arms

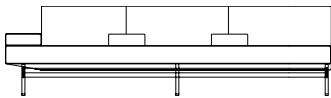


Product No.	Dimensions	Fabric \$							Leather \$			
DMBS2...	74w	COM	4789	F6	5910	F12	7003	COL	5507	L6	10637	
	29.5d	F1	5426	F7	6043	F13	7269	L1	7730	L7	11492	
	29.5h	F2	5502	F8	6195	F14	7563	L2	8072	L8	12518	
	16.5sh	F3	5587	F9	6366	F15	7896	L3	8585	L9	13886	
	20.5ah	F4	5682	F10	6556	F16	8276	L4	9098	L10	15425	
	9.5 yds, 171 sf	F5	5787	F11	6765	F17	8694	L5	9782	L11	17135	

^

Append suffix	for base color	add \$
...MRB	Resin Black	+0
...MRW	Resin White	+0
...MRSA	Resin Satin Aluminum	+0
...MBN	Brushed Nickel	+413
...MPC	Polished Chrome	+827

3-Seat Module XA/L +Arms



Product No.	Dimensions	Fabric \$							Leather \$			
DMBS3...	108w	COM	6585	F6	8060	F12	9498	COL	7573	L6	14323	
	29.5d	F1	7423	F7	8235	F13	9848	L1	10498	L7	15448	
	29.5h	F2	7523	F8	8435	F14	10235	L2	10948	L8	16798	
	16.5sh	F3	7635	F9	8660	F15	10673	L3	11623	L9	18598	
	20.5ah	F4	7760	F10	8910	F16	11173	L4	12298	L10	20623	
	12.5 yds, 225 sf	F5	7898	F11	9185	F17	11723	L5	13198	L11	22873	

^

Append suffix	for base color	add \$
...MRB	Resin Black	+0
...MRW	Resin White	+0
...MRSA	Resin Satin Aluminum	+0
...MBN	Brushed Nickel	+413
...MPC	Polished Chrome	+827

Shipping address for COM/COL materials and memo samples:
 TUOHY Furniture Corporation, Upholstery Receiving Dept, 13715 S Western Ave, Gardena, CA 90247

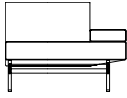


Please provide tagging information as needed for your project.

IMPORTANT! Additional yardage may be required for fabrics less than 54 inches wide and/or having more than a nominal vertical repeat or pattern. Use the Additional Yardage (+YDG) requirements listed in the TUOHY Upholstery Partnership Guides for each upholstery offering to re-calculate the yardage or square footage needed for a given pattern. See also Table 2 on page D2.

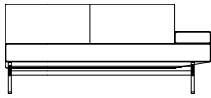
Category	Pattern	Grade
Faux-Leather	Silex	F3
Leather	Lena	L1

1-Seat Module XA/R



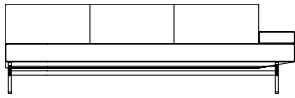
Product No.	Dimensions	Fabric \$							Leather \$				
DMBT1...	40w	COM	2957	F6	3606	F12	4239	COL	3400	L6	6370		
	29.5d	F1	3326	F7	3683	F13	4393	L1	4687	L7	6865		
	29.5h	F2	3370	F8	3771	F14	4563	L2	4885	L8	7459		
	16.5sh	F3	3419	F9	3870	F15	4756	L3	5182	L9	8251		
	20.5ah	F4	3474	F10	3980	F16	4976	L4	5479	L10	9142		
	5.5 yds, 99 sf	F5	3535	F11	4101	F17	5218	L5	5875	L11	10132		
^	Append suffix for base color		add \$										
...MRB	Resin Black	+0											
...MRW	Resin White	+0											
...MRSA	Resin Satin Aluminum	+0											
...MBN	Brushed Nickel	+413											
...MPC	Polished Chrome	+827											

2-Seat Module XA/R



DMBT2...	68w	COM	4292	F6	5118	F12	5923	COL	4936	L6	8716
	29.5d	F1	4761	F7	5216	F13	6119	L1	6574	L7	9346
	29.5h	F2	4817	F8	5328	F14	6336	L2	6826	L8	10102
	16.5sh	F3	4880	F9	5454	F15	6581	L3	7204	L9	11110
	20.5ah	F4	4950	F10	5594	F16	6861	L4	7582	L10	12244
	7 yds, 126 sf	F5	5027	F11	5748	F17	7169	L5	8086	L11	13504
^	Append suffix for base color		add \$								
...MRB	Resin Black	+0									
...MRW	Resin White	+0									
...MRSA	Resin Satin Aluminum	+0									
...MBN	Brushed Nickel	+413									
...MPC	Polished Chrome	+827									

3-Seat Module XA/R



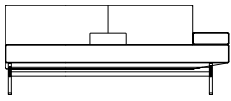
DMBT3...	96w	COM	5027	F6	6207	F12	7357	COL	5780	L6	11180
	29.5d	F1	5697	F7	6347	F13	7637	L1	8120	L7	12080
	29.5h	F2	5777	F8	6507	F14	7947	L2	8480	L8	13160
	16.5sh	F3	5867	F9	6687	F15	8297	L3	9020	L9	14600
	20.5ah	F4	5967	F10	6887	F16	8697	L4	9560	L10	16220
	10 yds, 180 sf	F5	6077	F11	7107	F17	9137	L5	10280	L11	18020
^	Append suffix for base color		add \$								
...MRB	Resin Black	+0									
...MRW	Resin White	+0									
...MRSA	Resin Satin Aluminum	+0									
...MBN	Brushed Nickel	+413									
...MPC	Polished Chrome	+827									

Shipping address for COM/COL materials and memo samples:
TUOHY Furniture Corporation, Upholstery Receiving Dept, 13715 S Western Ave, Gardena, CA 90247



Please provide tagging information as needed for your project.

2-Seat Module XA/R +Arms

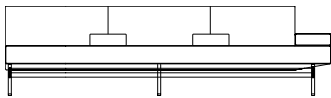


Product No.	Dimensions	Fabric \$							Leather \$			
DMBU2...	74w	COM	4789	F6	5910	F12	7003	COL	5507	L6	10637	
	29.5d	F1	5426	F7	6043	F13	7269	L1	7730	L7	11492	
	29.5h	F2	5502	F8	6195	F14	7563	L2	8072	L8	12518	
	16.5sh	F3	5587	F9	6366	F15	7896	L3	8585	L9	13886	
	20.5ah	F4	5682	F10	6556	F16	8276	L4	9098	L10	15425	
	9.5 yds, 171 sf	F5	5787	F11	6765	F17	8694	L5	9782	L11	17135	

^

Append suffix	for base color	add \$
...MRB	Resin Black	+0
...MRW	Resin White	+0
...MRSA	Resin Satin Aluminum	+0
...MBN	Brushed Nickel	+413
...MPC	Polished Chrome	+827

3-Seat Module XA/R +Arms

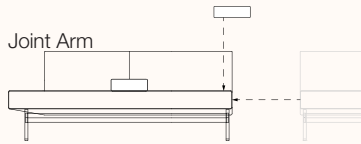


Product No.	Dimensions	Fabric \$							Leather \$			
DMBU3...	108w	COM	6585	F6	8060	F12	9498	COL	7573	L6	14323	
	29.5d	F1	7423	F7	8235	F13	9848	L1	10498	L7	15448	
	29.5h	F2	7523	F8	8435	F14	10235	L2	10948	L8	16798	
	16.5sh	F3	7635	F9	8660	F15	10673	L3	11623	L9	18598	
	20.5ah	F4	7760	F10	8910	F16	11173	L4	12298	L10	20623	
	12.5 yds, 225 sf	F5	7898	F11	9185	F17	11723	L5	13198	L11	22873	

^

Append suffix	for base color	add \$
...MRB	Resin Black	+0
...MRW	Resin White	+0
...MRSA	Resin Satin Aluminum	+0
...MBN	Brushed Nickel	+413
...MPC	Polished Chrome	+827

Options (Available everywhere applicable)



Product No.	Dimensions	Fabric \$							Leather \$			
DMX	12w	COM	749	F6	838	F12	924	COL	862	L6	1282	
	21.9d	F1	799	F7	848	F13	945	L1	1044	L7	1352	
	4h	F2	805	F8	860	F14	968	L2	1072	L8	1436	
	—	F3	812	F9	874	F15	994	L3	1114	L9	1548	
	20.5ah	F4	820	F10	889	F16	1024	L4	1156	L10	1674	
	0.75 yds, 14 sf	F5	828	F11	905	F17	1057	L5	1212	L11	1814	

! Applicable when joining two modules.

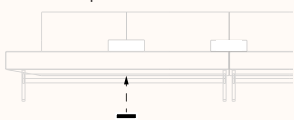
Arm Power Tap



Product No.	Price
DMP	706

Hardwired Power-USB outlet that embeds in arms.
 > Specify black or white, quantity and ordinal location, L to R.

Add-a-Tap Power



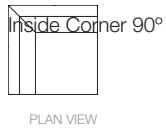
Product No.	Price
DMY	803

Hardwired Power-USB outlet that mounts under the seat.
 20 amp power cords available on request.

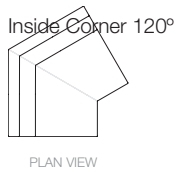
Shipping address for COM/COL materials and memo samples:
 TUOHY Furniture Corporation, Upholstery Receiving Dept, 13715 S Western Ave, Gardena, CA 90247



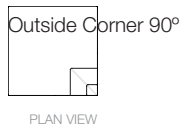
Please provide tagging information as needed for your project.



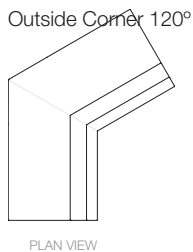
Product No.	Dimensions	Fabric \$	Leather \$									
DMBV90...	29.5w	COM	3137	F6	3727	F12	4302	COL	3608	L6	6308	
	29.5d	F1	3472	F7	3797	F13	4442	L1	4778	L7	6758	
	29.5h	F2	3512	F8	3877	F14	4597	L2	4958	L8	7298	
	16.5sh	F3	3557	F9	3967	F15	4772	L3	5228	L9	8018	
	—	F4	3607	F10	4067	F16	4972	L4	5498	L10	8828	
	5 yds, 90 sf	F5	3662	F11	4177	F17	5192	L5	5858	L11	9728	
Append suffix			for base color		add \$							
...MRB	Resin Black				+0							
...MRW	Resin White				+0							
...MRSA	Resin Satin Aluminum				+0							
...MBN	Brushed Nickel				+413							
...MPC	Polished Chrome				+827							



DMBV120...	(irregular shape)	COM	5294	F6	6061	F12	6809	COL	6089	L6	9599
	29.5d	F1	5730	F7	6152	F13	6991	L1	7610	L7	10184
	29.5h	F2	5782	F8	6256	F14	7192	L2	7844	L8	10886
	16.5sh	F3	5840	F9	6373	F15	7420	L3	8195	L9	11822
	—	F4	5905	F10	6503	F16	7680	L4	8546	L10	12875
	6.5 yds, 117 sf	F5	5977	F11	6646	F17	7966	L5	9014	L11	14045
Append suffix			for base color		add \$						
...MRB	Resin Black				+0						
...MRW	Resin White				+0						
...MRSA	Resin Satin Aluminum				+0						
...MBN	Brushed Nickel				+413						
...MPC	Polished Chrome				+827						



DMBW90...	29.5w	COM	3066	F6	3627	F12	4173	COL	3526	L6	6106
	29.5d	F1	3384	F7	3693	F13	4306	L1	4644	L7	6536
	29.5h	F2	3422	F8	3769	F14	4453	L2	4816	L8	7052
	—	F3	3465	F9	3855	F15	4619	L3	5074	L9	7740
	20.5ah	F4	3513	F10	3950	F16	4809	L4	5332	L10	8514
	4.75 yds, 86 sf	F5	3565	F11	4054	F17	5018	L5	5676	L11	9374
Append suffix			for base color		add \$						
...MRB	Resin Black				+0						
...MRW	Resin White				+0						
...MRSA	Resin Satin Aluminum				+0						
...MBN	Brushed Nickel				+413						
...MPC	Polished Chrome				+827						



DMBW120...	46.5w per seat	COM	4972	F6	6152	F12	7302	COL	5717	L6	11117
	29.5d	F1	5642	F7	6292	F13	7582	L1	8057	L7	12017
	29.5h	F2	5722	F8	6452	F14	7892	L2	8417	L8	13097
	16.5sh	F3	5812	F9	6632	F15	8242	L3	8957	L9	14537
	—	F4	5912	F10	6832	F16	8642	L4	9497	L10	16157
	10 yds, 180 sf	F5	6022	F11	7052	F17	9082	L5	10217	L11	17957
Append suffix			for base color		add \$						
...MRB	Resin Black				+0						
...MRW	Resin White				+0						
...MRSA	Resin Satin Aluminum				+0						
...MBN	Brushed Nickel				+413						
...MPC	Polished Chrome				+827						

Shipping address for COM/COL materials and memo samples:
TUOHY Furniture Corporation, Upholstery Receiving Dept, 13715 S Western Ave, Gardena, CA 90247



Please provide tagging information as needed for your project.

Fully Upholstered



Product No.	Dimensions	Fabric \$							Leather \$				
DRP10...	26.5w	COM	1926	F6	2251	F12	2567	COL	2215	L6	3715		
	25d	F1	2110	F7	2289	F13	2644	L1	2865	L7	3965		
	31.5h	F2	2132	F8	2333	F14	2729	L2	2965	L8	4265		
	17.5sh	F3	2157	F9	2383	F15	2825	L3	3115	L9	4665		
	17 sd	F4	2185	F10	2438	F16	2935	L4	3265	L10	5115		
	2.75 yds, 50 sf	F5	2215	F11	2498	F17	3056	L5	3465	L11	5615		

Append suffix	For Base Finish	add \$
...MRB	Resin Black	+0
...MRW	Resin White	+0
...MRBZ	Resin Bronze	+0
...MRTG	Resin Thunder Gray	+0

Combination fabric and leather requirements:

Inside back: 1 yds, 18 sf
 Outside back: 1 yds, 18 sf
 Seat : .75 yds , 14 sf

Notes—for all items this page:
 All upholsteries must be submitted for testing and approval.

Unupholstered/Open Wire Frame



Product No.	Dimensions	Fabric \$							Leather \$				
DRP20...	24w	COM	1493	F6	1611	F12	1726	COL	1718	L6	2258		
	24d	F1	1560	F7	1625	F13	1754	L1	1952	L7	2348		
	30h	F2	1568	F8	1641	F14	1785	L2	1988	L8	2456		
	17.5sh	F3	1577	F9	1659	F15	1820	L3	2042	L9	2600		
	18.5sd	F4	1587	F10	1679	F16	1860	L4	2096	L10	2762		
	1 yds, 18 sf	F5	1598	F11	1701	F17	1904	L5	2168	L11	2942		

Append suffix	For Base Finish	add \$
...MRB	Resin Black	+0
...MRW	Resin White	+0
...MRBZ	Resin Bronze	+0
...MRTG	Resin Thunder Gray	+0

Seat: .75 yds, 14 sf
 Back Pad: .25 yds , 5 sf

Notes—for all items this page:
 All upholsteries must be submitted for testing and approval.

Shipping address for COM/COL materials and memo samples:
 TUOHY/Realform Technologies, 5-1870 Albion Road, Toronto ON, M9W 5T2 Canada



IMPORTANT! Additional yardage may be required for fabrics less than 54 inches wide and/or having more than a nominal vertical repeat or pattern. Use the Additional Yardage (+YDG) requirements listed in the TUOHY Upholstery Partnership Guides for each upholstery offering to re-calculate the yardage or square footage needed for a given pattern. See also Table 2 on page D2.

Category	Pattern	Grade
Faux-Leather	Silex	F3
Leather	Lena	L1

Edo Armless Sled Lounge



Product No.	Dimensions	Fabric \$							Leather \$																						
		COM	F1	F2	F3	F4	F5	F6	F7	F8	F9	F10	F11	COL	L1	L2	L3	L4	L5	L6	L7	L8	L9	L10	L11						
1105S1	26.3w	2513	2781	2813	2849	2889	2933	2985	3041	3105	3177	3257	3345	3445	3557	3681	3821	3981	4157	2890	3826	3970	4186	4402	4690	5050	5410	5842	6418	7066	7786
	26d																														
	30.1h																														
	17.7sh																														
	19.3ah																														
	4 yds, 72 sf																														

Metal legs have an MRBS Resin Brushed Steel finish.

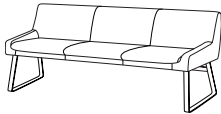
Edo Armless Sled Settee



Product No.	Dimensions	Fabric \$							Leather \$																						
		COM	F1	F2	F3	F4	F5	F6	F7	F8	F9	F10	F11	COL	L1	L2	L3	L4	L5	L6	L7	L8	L9	L10	L11						
1105S2	54w	3582	3957	4002	4052	4108	4170	4243	4321	4411	4512	4624	4747	4887	5044	5217	5413	5637	5884	4119	5432	5634	5937	6240	6644	7149	7654	8260	9068	9977	10987
	26d																														
	30.1h																														
	17.7sh																														
	19.3ah																														
	5.6 yds, 101 sf																														

Metal legs have an MRBS Resin Brushed Steel finish.

Edo Armless Sled Sofa



Product No.	Dimensions	Fabric \$							Leather \$																						
		COM	F1	F2	F3	F4	F5	F6	F7	F8	F9	F10	F11	COL	L1	L2	L3	L4	L5	L6	L7	L8	L9	L10	L11						
1105S3	81.7w	4535	5071	5135	5207	5287	5375	5479	5591	5719	5863	6023	6199	6399	6623	6871	7151	7471	7823	5215	7087	7375	7807	8239	8815	9535	10255	11119	12271	13567	15007
	26d																														
	30.1h																														
	17.7sh																														
	19.3ah																														
	8 yds, 144 sf																														

Metal legs have an MRBS Resin Brushed Steel finish.


Edo Sled Lounge



Product No.	Dimensions	Fabric \$							Leather \$																						
		COM	F1	F2	F3	F4	F5	F6	F7	F8	F9	F10	F11	COL	L1	L2	L3	L4	L5	L6	L7	L8	L9	L10	L11						
1106S1	26.3w	2633	2968	3008	3053	3103	3158	3223	3293	3373	3463	3563	3673	3798	3938	4093	4268	4468	4688	3028	4198	4378	4648	4918	5278	5728	6178	6718	7438	8248	9148
	26d																														
	30.1h																														
	17.7sh																														
	26ah																														
	5 yds, 90 sf																														

Metal legs have an MRBS Resin Brushed Steel finish.

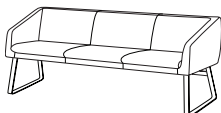
Edo Sled Settee



Product No.	Dimensions	Fabric \$							Leather \$																						
		COM	F1	F2	F3	F4	F5	F6	F7	F8	F9	F10	F11	COL	L1	L2	L3	L4	L5	L6	L7	L8	L9	L10	L11						
1106S2	54w	3748	4184	4236	4294	4359	4431	4515	4606	4710	4827	4957	5100	5263	5445	5646	5874	6134	6420	4310	5831	6065	6416	6767	7235	7820	8405	9107	10043	11096	12266
	26d																														
	30.1h																														
	17.7sh																														
	26ah																														
	6.5 yds, 117 sf																														

Metal legs have an MRBS Resin Brushed Steel finish.

Edo Sled Sofa



Product No.	Dimensions	Fabric \$							Leather \$																						
		COM	F1	F2	F3	F4	F5	F6	F7	F8	F9	F10	F11	COL	L1	L2	L3	L4	L5	L6	L7	L8	L9	L10	L11						
1106S3	81.7w	4625	5195	5263	5339	5424	5518	5628	5747	5883	6036	6206	6393	6606	6844	7107	7405	7745	8119	5318	7307	7613	8072	8531	9143	9908	10673	11591	12815	14192	15722
	26d																														
	30.1h																														
	17.7sh																														
	26ah																														
	8.5 yds, 153 sf																														

Metal legs have an MRBS Resin Brushed Steel finish.

Shipping address for COM/COL materials and memo samples:
TUOHY Furniture Corporation, Upholstery Receiving Dept, 13715 S Western Ave, Gardena, CA 90247



Please provide tagging information as needed for your project.

Edo Armless Leg Lounge



Product No.	Dimensions	Fabric \$							Leather \$																	
		COM	F1	F2	F3	F4	F5	F6	F7	F8	F9	F10	F11	COL	L1	L2	L3	L4	L5	L6	L7	L8	L9	L10	L11	
1105L1	26.3w	2470	2738	2770	2806	2846	2890	2942	2998	3062	3134	3214	3302	3402	3514	3638	3778	3938	4114	2840	3776	3920	4136	4352	4640	5000
	26d																									
	30.1h																									
	17.7sh																									
	19.3ah																									
	4 yds, 72 sf																									

Metal legs have an MRBS Resin Brushed Steel finish.

Edo Armless Leg Settee



Product No.	Dimensions	Fabric \$							Leather \$																	
		COM	F1	F2	F3	F4	F5	F6	F7	F8	F9	F10	F11	COL	L1	L2	L3	L4	L5	L6	L7	L8	L9	L10	L11	
1105L2	54w	3806	4181	4226	4276	4332	4394	4467	4545	4635	4736	4848	4971	5111	5268	5441	5637	5861	6108	4377	5690	5892	6195	6498	6902	7407
	26d																									
	30.1h																									
	17.7sh																									
	19.3ah																									
	5.6 yds, 101 sf																									

Metal legs have an MRBS Resin Brushed Steel finish.

Edo Leg Lounge



Product No.	Dimensions	Fabric \$							Leather \$																	
		COM	F1	F2	F3	F4	F5	F6	F7	F8	F9	F10	F11	COL	L1	L2	L3	L4	L5	L6	L7	L8	L9	L10	L11	
1106L1	26.3w	2616	2951	2991	3036	3086	3141	3206	3276	3356	3446	3546	3656	3781	3921	4076	4251	4451	4671	3008	4178	4358	4628	4898	5258	5708
	26d																									
	30.1h																									
	17.7sh																									
	26ah																									
	5 yds, 90 sf																									

Metal legs have an MRBS Resin Brushed Steel finish.

Edo Leg Settee



Product No.	Dimensions	Fabric \$							Leather \$																	
		COM	F1	F2	F3	F4	F5	F6	F7	F8	F9	F10	F11	COL	L1	L2	L3	L4	L5	L6	L7	L8	L9	L10	L11	
1106L2	54w	3948	4384	4436	4494	4559	4631	4715	4806	4910	5027	5157	5300	5463	5645	5846	6074	6334	6620	4541	6062	6296	6647	6998	7466	8051
	26d																									
	30.1h																									
	17.7sh																									
	26ah																									
	6.5 yds, 117 sf																									

Metal legs have an MRBS Resin Brushed Steel finish.

Shipping address for COM/COL materials and memo samples:
TUOHY Furniture Corporation, Upholstery Receiving Dept, 13715 S Western Ave, Gardena, CA 90247



Please provide tagging information as needed for your project.

Edo Armless Spider/4 w Glides



Product No.	Dimensions	Fabric \$							Leather \$				
1105G1	26.3w	COM	2855	F6	3327	F12	3787	COL	3283	L6	5443		
	26d	F1	3123	F7	3383	F13	3899	L1	4219	L7	5803		
	30.1h	F2	3155	F8	3447	F14	4023	L2	4363	L8	6235		
	17.7sh	F3	3191	F9	3519	F15	4163	L3	4579	L9	6811		
	19.3ah	F4	3231	F10	3599	F16	4323	L4	4795	L10	7459		
	4 yds, 72 sf	F5	3275	F11	3687	F17	4499	L5	5083	L11	8179		

Metal legs have an MRBS Resin Brushed Steel finish.
Base footprint is 31 inches.

Edo Spider/4 w Glides



1106G1	26.3w	COM	3227	F6	3817	F12	4392	COL	3710	L6	6410
	26d	F1	3562	F7	3887	F13	4532	L1	4880	L7	6860
	30.1h	F2	3602	F8	3967	F14	4687	L2	5060	L8	7400
	17.7sh	F3	3647	F9	4057	F15	4862	L3	5330	L9	8120
	26ah	F4	3697	F10	4157	F16	5062	L4	5600	L10	8930
	5 yds, 90 sf	F5	3752	F11	4267	F17	5282	L5	5960	L11	9830

Metal legs have an MRBS Resin Brushed Steel finish.
Base footprint is 31 inches.

Edo Armless Spider/5 w Casters



1105C1	26.3w	COM	3309	F6	3781	F12	4241	COL	3806	L6	5966
	26d	F1	3577	F7	3837	F13	4353	L1	4742	L7	6326
	30.1h	F2	3609	F8	3901	F14	4477	L2	4886	L8	6758
	17.7sh	F3	3645	F9	3973	F15	4617	L3	5102	L9	7334
	19.3ah	F4	3685	F10	4053	F16	4777	L4	5318	L10	7982
	4 yds, 72 sf	F5	3729	F11	4141	F17	4953	L5	5606	L11	8702

Metal legs have an MRBS Resin Brushed Steel finish.
Base footprint is 31 inches.

Edo Spider/5 w Casters



1106C1	26.3w	COM	3418	F6	4008	F12	4583	COL	3931	L6	6631
	26d	F1	3753	F7	4078	F13	4723	L1	5101	L7	7081
	30.1h	F2	3793	F8	4158	F14	4878	L2	5281	L8	7621
	17.7sh	F3	3838	F9	4248	F15	5053	L3	5551	L9	8341
	26ah	F4	3888	F10	4348	F16	5253	L4	5821	L10	9151
	5 yds, 90 sf	F5	3943	F11	4458	F17	5473	L5	6181	L11	10051

Metal legs have an MRBS Resin Brushed Steel finish.
Base footprint is 31 inches.

Shipping address for COM/COL materials and memo samples:
TUOHY Furniture Corporation, Upholstery Receiving Dept, 13715 S Western Ave, Gardena, CA 90247



Please provide tagging information as needed for your project.

Genevieve Guest



Product No.	Dimensions	Fabric \$						Leather \$				
GENG...	23w	COM	2321	F6	2616	F12	2904	COL	2669	L6	4019	
	22d	F1	2489	F7	2651	F13	2974	L1	3254	L7	4244	
	31.5h	F2	2509	F8	2691	F14	3051	L2	3344	L8	4514	
	25ah	F3	2531	F9	2736	F15	3139	L3	3479	L9	4874	
	18sh	F4	2556	F10	2786	F16	3239	L4	3614	L10	5279	
	2.5 yds, 45 sf	F5	2584	F11	2841	F17	3349	L5	3794	L11	5729	
^												
Append code	for blade finish										add \$	
...MRB	Resin Black										+0	
...MRW	Resin White										+0	
...MRBS	Resin Brushed Steel										+0	
...MRSA	Resin Satin Aluminum										+0	
...MRTG	Resin Thunder Gray										+0	
...MBN	Brushed Nickel										+1158	
...MPC	Polished Chrome										+1158	

Shipping address for COM/COL materials and memo samples:
 TUOHY Furniture Corporation, Upholstery Receiving Dept, 13715 S Western Ave, Gardena, CA 90247




Please provide tagging information as needed for your project.

IMPORTANT! Additional yardage may be required for fabrics less than 54 inches wide and/or having more than a nominal vertical repeat or pattern. Use the Additional Yardage (+YDG) requirements listed in the TUOHY Upholstery Partnership Guides for each upholstery offering to re-calculate the yardage or square footage needed for a given pattern. See also Table 2 on page D2.

Category	Pattern	Grade
Faux-Leather	Silex	F3
Leather	Lena	L1

Genevieve Club Lounge



Product No.	Dimensions	Fabric \$							Leather \$			
GEN1 (Wd1 Surround)	30w	COM	3840	F6	4312	F12	4772	COL	4415	L6	6575	
	30d	F1	4108	F7	4368	F13	4884	L1	5351	L7	6935	
	29h	F2	4140	F8	4432	F14	5008	L2	5495	L8	7367	
	25ah	F3	4176	F9	4504	F15	5148	L3	5711	L9	7943	
	17sh	F4	4216	F10	4584	F16	5308	L4	5927	L10	8591	
	4 yds, 72 sf	F5	4260	F11	4672	F17	5484	L5	6215	L11	9311	
(Wd2 Surround)	30w	COM	4109	F6	4581	F12	5041	COL	4724	L6	6884	
	30d	F1	4377	F7	4637	F13	5153	L1	5660	L7	7244	
	29h	F2	4409	F8	4701	F14	5277	L2	5804	L8	7676	
	25ah	F3	4445	F9	4773	F15	5417	L3	6020	L9	8252	
	17sh	F4	4485	F10	4853	F16	5577	L4	6236	L10	8900	
	4 yds, 72 sf	F5	4529	F11	4941	F17	5753	L5	6524	L11	9620	
GENU1 (Uphol Surround)	30w	COM	3374	F6	4200	F12	5005	COL	3881	L6	7661	
	30d	F1	3843	F7	4298	F13	5201	L1	5519	L7	8291	
	29h	F2	3899	F8	4410	F14	5418	L2	5771	L8	9047	
	25ah	F3	3962	F9	4536	F15	5663	L3	6149	L9	10055	
	17sh	F4	4032	F10	4676	F16	5943	L4	6527	L10	11189	
	7 yds, 126 sf	F5	4109	F11	4830	F17	6251	L5	7031	L11	12449	

Standard metal finish is MPC Polished Chrome.
For Resin Brushed Steel, add R to the product number; deduct \$100.

Shipping address for COM/COL materials and memo samples:
TUOHY Furniture Corporation, Upholstery Receiving Dept, 13715 S Western Ave, Gardena, CA 90247

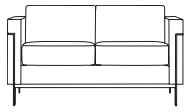


Please provide tagging information as needed for your project.

IMPORTANT! Additional yardage may be required for fabrics less than 54 inches wide and/or having more than a nominal vertical repeat or pattern. Use the Additional Yardage (+YDG) requirements listed in the TUOHY Upholstery Partnership Guides for each upholstery offering to re-calculate the yardage or square footage needed for a given pattern. See also Table 2 on page D2.

Category	Pattern	Grade
Faux-Leather	Sillex	F3
Leather	Lena	L1

Genevieve Settee



Product No.	Dimensions	Fabric \$							Leather \$			
GEN2 (Wd1 Surround)	52w	COM	5236	F6	6003	F12	6751	COL	6021	L6	9531	
	30d	F1	5672	F7	6094	F13	6933	L1	7542	L7	10116	
	29h	F2	5724	F8	6198	F14	7134	L2	7776	L8	10818	
	25ah	F3	5782	F9	6315	F15	7362	L3	8127	L9	11754	
	17sh	F4	5847	F10	6445	F16	7622	L4	8478	L10	12807	
	6.5 yds, 117 sf	F5	5919	F11	6588	F17	7908	L5	8946	L11	13977	
(Wd2 Surround)	52w	COM	5603	F6	6370	F12	7118	COL	6442	L6	9952	
	30d	F1	6039	F7	6461	F13	7300	L1	7963	L7	10537	
	29h	F2	6091	F8	6565	F14	7501	L2	8197	L8	11239	
	25ah	F3	6149	F9	6682	F15	7729	L3	8548	L9	12175	
	17sh	F4	6214	F10	6812	F16	7989	L4	8899	L10	13228	
	6.5 yds, 117 sf	F5	6286	F11	6955	F17	8275	L5	9367	L11	14398	
GENU2 (Uphol Surround)	52w	COM	4385	F6	5919	F12	7414	COL	5042	L6	12062	
	30d	F1	5256	F7	6101	F13	7778	L1	8084	L7	13232	
	29h	F2	5360	F8	6309	F14	8181	L2	8552	L8	14636	
	25ah	F3	5477	F9	6543	F15	8636	L3	9254	L9	16508	
	17sh	F4	5607	F10	6803	F16	9156	L4	9956	L10	18614	
	13 yds, 234 sf	F5	5750	F11	7089	F17	9728	L5	10892	L11	20954	

Standard metal finish is MPC Polished Chrome.
For Resin Brushed Steel, add R to the product number; deduct \$100.

Shipping address for COM/COL materials and memo samples:
TUOHY Furniture Corporation, Upholstery Receiving Dept, 13715 S Western Ave, Gardena, CA 90247

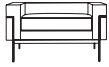


Please provide tagging information as needed for your project.

IMPORTANT! Additional yardage may be required for fabrics less than 54 inches wide and/or having more than a nominal vertical repeat or pattern. Use the Additional Yardage (+YDG) requirements listed in the TUOHY Upholstery Partnership Guides for each upholstery offering to re-calculate the yardage or square footage needed for a given pattern. See also Table 2 on page D2.

Category	Pattern	Grade
Faux-Leather	Sillex	F3
Leather	Lena	L1

Genevieve Single Bench



Product No.	Dimensions	Fabric \$						Leather \$				
GENB1 (Wd1 Surround)	30w	COM	3702	F6	4174	F12	4634	COL	4257	L6	6417	
	22d	F1	3970	F7	4230	F13	4746	L1	5193	L7	6777	
	20h	F2	4002	F8	4294	F14	4870	L2	5337	L8	7209	
		F3	4038	F9	4366	F15	5010	L3	5553	L9	7785	
	16sh	F4	4078	F10	4446	F16	5170	L4	5769	L10	8433	
	4 yds, 72 sf	F5	4122	F11	4534	F17	5346	L5	6057	L11	9153	
	(Wd2 Surround)	30w	COM	3961	F6	4433	F12	4893	COL	4555	L6	6715
		22d	F1	4229	F7	4489	F13	5005	L1	5491	L7	7075
		20h	F2	4261	F8	4553	F14	5129	L2	5635	L8	7507
			F3	4297	F9	4625	F15	5269	L3	5851	L9	8083
16sh		F4	4337	F10	4705	F16	5429	L4	6067	L10	8731	
4 yds, 72 sf		F5	4381	F11	4793	F17	5605	L5	6355	L11	9451	
GENBU1 (Uphol Surround)		30w	COM	3177	F6	3885	F12	4575	COL	3653	L6	6893
		22d	F1	3579	F7	3969	F13	4743	L1	5057	L7	7433
		20h	F2	3627	F8	4065	F14	4929	L2	5273	L8	8081
			F3	3681	F9	4173	F15	5139	L3	5597	L9	8945
	16sh	F4	3741	F10	4293	F16	5379	L4	5921	L10	9917	
	6 yds, 108 sf	F5	3807	F11	4425	F17	5643	L5	6353	L11	10997	

Standard metal finish is MPC Polished Chrome.
For Resin Brushed Steel, add R to the product number; deduct \$100.

Genevieve Double Bench



GENB2 (Wd1 Surround)	52w	COM	4732	F6	5204	F12	5664	COL	5441	L6	7601	
	22d	F1	5000	F7	5260	F13	5776	L1	6377	L7	7961	
	20h	F2	5032	F8	5324	F14	5900	L2	6521	L8	8393	
		F3	5068	F9	5396	F15	6040	L3	6737	L9	8969	
	16sh	F4	5108	F10	5476	F16	6200	L4	6953	L10	9617	
	4 yds, 72 sf	F5	5152	F11	5564	F17	6376	L5	7241	L11	10337	
	(Wd2 Surround)	52w	COM	5063	F6	5535	F12	5995	COL	5822	L6	7982
		22d	F1	5331	F7	5591	F13	6107	L1	6758	L7	8342
		20h	F2	5363	F8	5655	F14	6231	L2	6902	L8	8774
			F3	5399	F9	5727	F15	6371	L3	7118	L9	9350
16sh		F4	5439	F10	5807	F16	6531	L4	7334	L10	9998	
4 yds, 72 sf		F5	5483	F11	5895	F17	6707	L5	7622	L11	10718	
GENBU2 (Uphol Surround)		52w	COM	3956	F6	4664	F12	5354	COL	4550	L6	7790
		22d	F1	4358	F7	4748	F13	5522	L1	5954	L7	8330
		20h	F2	4406	F8	4844	F14	5708	L2	6170	L8	8978
			F3	4460	F9	4952	F15	5918	L3	6494	L9	9842
	16sh	F4	4520	F10	5072	F16	6158	L4	6818	L10	10814	
	6 yds, 108 sf	F5	4586	F11	5204	F17	6422	L5	7250	L11	11894	

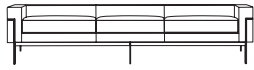
Standard metal finish is MPC Polished Chrome.
For Resin Brushed Steel, add R to the product number; deduct \$100.

Shipping address for COM/COL materials and memo samples:
TUOHY Furniture Corporation, Upholstery Receiving Dept, 13715 S Western Ave, Gardena, CA 90247



Please provide tagging information as needed for your project.

Genevieve Triple Bench



Product No.	Dimensions	Fabric \$						Leather \$				
GENB3 (Wd1 Surround)	74w	COM	5606	F6	6550	F12	7470	COL	6447	L6	10767	
	22d	F1	6142	F7	6662	F13	7694	L1	8319	L7	11487	
	20h	F2	6206	F8	6790	F14	7942	L2	8607	L8	12351	
		F3	6278	F9	6934	F15	8222	L3	9039	L9	13503	
	16sh	F4	6358	F10	7094	F16	8542	L4	9471	L10	14799	
	8 yds, 144 sf	F5	6446	F11	7270	F17	8894	L5	10047	L11	16239	
	(Wd2 Surround)	74w	COM	5998	F6	6942	F12	7862	COL	6898	L6	11218
		22d	F1	6534	F7	7054	F13	8086	L1	8770	L7	11938
		20h	F2	6598	F8	7182	F14	8334	L2	9058	L8	12802
			F3	6670	F9	7326	F15	8614	L3	9490	L9	13954
16sh		F4	6750	F10	7486	F16	8934	L4	9922	L10	15250	
8 yds, 144 sf		F5	6838	F11	7662	F17	9286	L5	10498	L11	16690	
GENBU3 (Uphol Surround)		74w	COM	4625	F6	6041	F12	7421	COL	5319	L6	11799
		22d	F1	5429	F7	6209	F13	7757	L1	8127	L7	12879
		20h	F2	5525	F8	6401	F14	8129	L2	8559	L8	14175
			F3	5633	F9	6617	F15	8549	L3	9207	L9	15903
	16sh	F4	5753	F10	6857	F16	9029	L4	9855	L10	17847	
	12 yds, 216 sf	F5	5885	F11	7121	F17	9557	L5	10719	L11	20007	

Standard metal finish is MPC Polished Chrome.
For Resin Brushed Steel, add R to the product number; deduct \$100.

Genevieve Quad Bench



GENB4 (Wd1 Surround)	96w	COM	6062	F6	7242	F12	8392	COL	6971	L6	12371	
	22d	F1	6732	F7	7382	F13	8672	L1	9311	L7	13271	
	20h	F2	6812	F8	7542	F14	8982	L2	9671	L8	14351	
		F3	6902	F9	7722	F15	9332	L3	10211	L9	15791	
	16sh	F4	7002	F10	7922	F16	9732	L4	10751	L10	17411	
	10 yds, 180 sf	F5	7112	F11	8142	F17	10172	L5	11471	L11	19211	
	(Wd2 Surround)	96w	COM	6486	F6	7666	F12	8816	COL	7459	L6	12859
		22d	F1	7156	F7	7806	F13	9096	L1	9799	L7	13759
		20h	F2	7236	F8	7966	F14	9406	L2	10159	L8	14839
			F3	7326	F9	8146	F15	9756	L3	10699	L9	16279
16sh		F4	7426	F10	8346	F16	10156	L4	11239	L10	17899	
10 yds, 180 sf		F5	7536	F11	8566	F17	10596	L5	11959	L11	19699	
GENBU4 (Uphol Surround)		96w	COM	5160	F6	6812	F12	8422	COL	5934	L6	13494
		22d	F1	6098	F7	7008	F13	8814	L1	9210	L7	14754
		20h	F2	6210	F8	7232	F14	9248	L2	9714	L8	16266
			F3	6336	F9	7484	F15	9738	L3	10470	L9	18282
	16sh	F4	6476	F10	7764	F16	10298	L4	11226	L10	20550	
	14 yds, 252 sf	F5	6630	F11	8072	F17	10914	L5	12234	L11	23070	

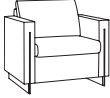

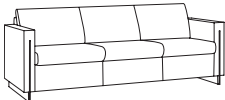
Standard metal finish is MPC Polished Chrome.
For Resin Brushed Steel, add R to the product number; deduct \$100.

> See also: Genevieve Tables

Shipping address for COM/COL materials and memo samples:
TUOHY Furniture Corporation, Upholstery Receiving Dept, 13715 S Western Ave, Gardena, CA 90247



Please provide tagging information as needed for your project.

	Product No.	Dimensions	Fabric \$							Leather \$			
International Club Lounge 	N100	33w	COM	2792	F6	3677	F12	4540	COL	3211	L6	7261	
		29d	F1	3295	F7	3782	F13	4750	L1	4966	L7	7936	
		31h	F2	3355	F8	3902	F14	4982	L2	5236	L8	8746	
		16sh	F3	3422	F9	4037	F15	5245	L3	5641	L9	9826	
		25ah	F4	3497	F10	4187	F16	5545	L4	6046	L10	11041	
		7.5 yds, 135 sf	F5	3580	F11	4352	F17	5875	L5	6586	L11	12391	
International Settee 	N200	58w	COM	3882	F6	5392	F12	6864	COL	4465	L6	11395	
		29d	F1	4740	F7	5572	F13	7223	L1	7468	L7	12550	
		31h	F2	4842	F8	5776	F14	7620	L2	7930	L8	13936	
		16sh	F3	4957	F9	6007	F15	8068	L3	8623	L9	15784	
		25ah	F4	5085	F10	6263	F16	8580	L4	9316	L10	17863	
		12.8 yds, 231 sf	F5	5226	F11	6544	F17	9143	L5	10240	L11	20173	
International Sofa 	N300	83w	COM	4944	F6	7245	F12	9488	COL	5686	L6	16216	
		29d	F1	6251	F7	7518	F13	10034	L1	10249	L7	17971	
		31h	F2	6407	F8	7830	F14	10638	L2	10951	L8	20077	
		16sh	F3	6582	F9	8181	F15	11321	L3	12004	L9	22885	
		25ah	F4	6777	F10	8571	F16	12101	L4	13057	L10	26044	
		19.5 yds, 351 sf	F5	6992	F11	9000	F17	12959	L5	14461	L11	29554	

Standard metal finish is MPC Polished Chrome.
 For Resin Brushed Steel, add R to the product number; deduct \$95.

> See also: International Tables

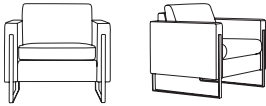
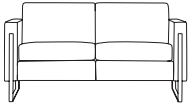
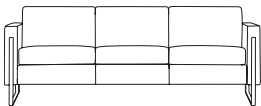
Shipping address for COM/COL materials and memo samples:
 TUOHY Furniture Corporation, Upholstery Receiving Dept, 13715 S Western Ave, Gardena, CA 90247



Please provide tagging information as needed for your project.

IMPORTANT! Additional yardage may be required for fabrics less than 54 inches wide and/or having more than a nominal vertical repeat or pattern. Use the Additional Yardage (+YDG) requirements listed in the TUOHY Upholstery Partnership Guides for each upholstery offering to re-calculate the yardage or square footage needed for a given pattern. See also Table 2 on page D2.

Category	Pattern	Grade
Faux-Leather	Silex	F3
Leather	Lena	L1

	Product No.	Dimensions	Fabric \$							Leather \$			
International II Club Lounge 	N120	33w	COM	2956	F6	3841	F12	4704	COL	3399	L6	7449	
		29d	F1	3459	F7	3946	F13	4914	L1	5154	L7	8124	
		31h	F2	3519	F8	4066	F14	5146	L2	5424	L8	8934	
		25ah	F3	3586	F9	4201	F15	5409	L3	5829	L9	10014	
		16sh	F4	3661	F10	4351	F16	5709	L4	6234	L10	11229	
		7.5 yds, 135 sf	F5	3744	F11	4516	F17	6039	L5	6774	L11	12579	
International II Settee 	N220	58w	COM	3892	F6	5402	F12	6874	COL	4476	L6	11406	
		29d	F1	4750	F7	5582	F13	7233	L1	7479	L7	12561	
		31h	F2	4852	F8	5786	F14	7630	L2	7941	L8	13947	
		25ah	F3	4967	F9	6017	F15	8078	L3	8634	L9	15795	
		16sh	F4	5095	F10	6273	F16	8590	L4	9327	L10	17874	
		12.8 yds, 231 sf	F5	5236	F11	6554	F17	9153	L5	10251	L11	20184	
International II Sofa 	N320	83w	COM	4962	F6	7263	F12	9506	COL	5707	L6	16237	
		29d	F1	6269	F7	7536	F13	10052	L1	10270	L7	17992	
		31h	F2	6425	F8	7848	F14	10656	L2	10972	L8	20098	
		25ah	F3	6600	F9	8199	F15	11339	L3	12025	L9	22906	
		16sh	F4	6795	F10	8589	F16	12119	L4	13078	L10	26065	
		19.5 yds, 351 sf	F5	7010	F11	9018	F17	12977	L5	14482	L11	29575	

Standard metal finish is MPC Polished Chrome.
 For Resin Brushed Steel, add R to the product number; deduct \$95.

> See also: International Tables

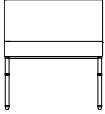

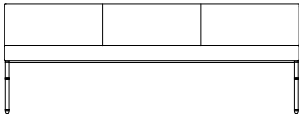
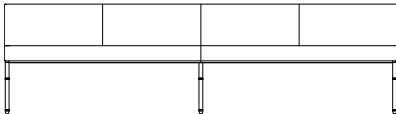
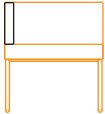
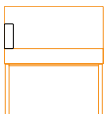
Shipping address for COM/COL materials and memo samples:
 TUOHY Furniture Corporation, Upholstery Receiving Dept, 13715 S Western Ave, Gardena, CA 90247



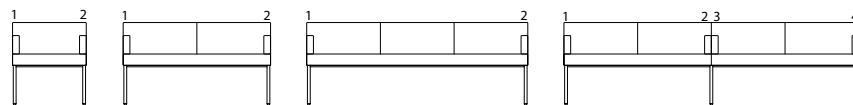
Please provide tagging information as needed for your project.

IMPORTANT! Additional yardage may be required for fabrics less than 54 inches wide and/or having more than a nominal vertical repeat or pattern. Use the Additional Yardage (+YDG) requirements listed in the TUOHY Upholstery Partnership Guides for each upholstery offering to re-calculate the yardage or square footage needed for a given pattern. See also Table 2 on page D2.

Category	Pattern	Grade
Faux-Leather	Silex	F3
Leather	Lena	L1

	Product No.	Dimensions	Fabric \$							Leather \$			
Leit Chair, Single 	PLEC1	26w	COM	2094	F6	2389	F12	2677	COL	2408	L6	3758	
		24d	F1	2262	F7	2424	F13	2747	L1	2993	L7	3983	
		29h	F2	2282	F8	2464	F14	2824	L2	3083	L8	4253	
		18sh	F3	2304	F9	2509	F15	2912	L3	3218	L9	4613	
		2.5 yds, 45 sf	F4	2329	F10	2559	F16	3012	L4	3353	L10	5018	
			F5	2357	F11	2614	F17	3122	L5	3533	L11	5468	
Leit Chair, Double 	PLEC2	52w	COM	2914	F6	3386	F12	3846	COL	3351	L6	5511	
		24d	F1	3182	F7	3442	F13	3958	L1	4287	L7	5871	
		29h	F2	3214	F8	3506	F14	4082	L2	4431	L8	6303	
		18sh	F3	3250	F9	3578	F15	4222	L3	4647	L9	6879	
		4 yds, 72 sf	F4	3290	F10	3658	F16	4382	L4	4863	L10	7527	
			F5	3334	F11	3746	F17	4558	L5	5151	L11	8247	
Leit Chair, Triple 	PLEC3	78w	COM	3571	F6	4279	F12	4969	COL	4106	L6	7346	
		24d	F1	3973	F7	4363	F13	5137	L1	5510	L7	7886	
		29h	F2	4021	F8	4459	F14	5323	L2	5726	L8	8534	
		18sh	F3	4075	F9	4567	F15	5533	L3	6050	L9	9398	
		6 yds, 108 sf	F4	4135	F10	4687	F16	5773	L4	6374	L10	10370	
			F5	4201	F11	4819	F17	6037	L5	6806	L11	11450	
Leit Chair, Quad 	PLEC4	104w	COM	5003	F6	5947	F12	6867	COL	5754	L6	10074	
		24d	F1	5539	F7	6059	F13	7091	L1	7626	L7	10794	
		29h	F2	5603	F8	6187	F14	7339	L2	7914	L8	11658	
		18sh	F3	5675	F9	6331	F15	7619	L3	8346	L9	12810	
		8 yds, 144 sf	F4	5755	F10	6491	F16	7939	L4	8778	L10	14106	
			F5	5843	F11	6667	F17	8291	L5	9354	L11	15546	
Corner/Back Option 	PLECB	2.5w	COM	898	F6	1016	F12	1131	COL	1033	L6	1573	
		21d	F1	965	F7	1030	F13	1159	L1	1267	L7	1663	
		6.5h	F2	973	F8	1046	F14	1190	L2	1303	L8	1771	
			F3	982	F9	1064	F15	1225	L3	1357	L9	1915	
		1 yd, 18 sf	F4	992	F10	1084	F16	1265	L4	1411	L10	2077	
			F5	1003	F11	1106	F17	1309	L5	1483	L11	2257	
Arms 	PLEA	2.5w	COM	407	F6	525	F12	640	COL	467	L6	1007	
		21d	F1	474	F7	539	F13	668	L1	701	L7	1097	
		6.5h	F2	482	F8	555	F14	699	L2	737	L8	1205	
			F3	491	F9	573	F15	734	L3	791	L9	1349	
		1 yd, 18 sf	F4	501	F10	593	F16	774	L4	845	L10	1511	
			F5	512	F11	615	F17	818	L5	917	L11	1691	

Arms must be placed by a leg (specify location by number) and may receive Pivot Tops and Power-Data Ports.



+ Options for Arms:

For a Pivot Top in Wood1 (15w 9.5d 2.9h), specify Option PTW, add \$216.

For a Pivot Top in FenixNTM®, specify Option PTF and color (matte black or matte white); add \$290.

For a hardwired Power-USB Port, specify Option PUP and color (black or white); add \$355.

Inquire with Customer Service about units with 20 amp plug.

All metal frame parts this page are resin-coated steel; specify color choice:

MRB Resin Black, MRSA Resin Satin Aluminum, MRTG Resin Thunder Gray or MRW Resin White.


Shipping address for COM/COL materials and memo samples:
 TUOHY Furniture Corporation, Upholstery Receiving Dept, 13715 S Western Ave, Gardena, CA 90247



IMPORTANT! Additional yardage may be required for fabrics less than 54 inches wide and/or having more than a nominal vertical repeat or pattern. Use the Additional Yardage (+YDG) requirements listed in the TUOHY Upholstery Partnership Guides for each upholstery offering to re-calculate the yardage or square footage needed for a given pattern. See also Table 2 on page D2.

Category	Pattern	Grade
Faux-Leather	Silax	F3
Leather	Lena	L1

Leit Bench, Single




Product No.	Dimensions	Fabric \$					Leather \$				
PLEB11	26w	COM	947	F6	1124	F12	1297	COL	1088	L6	1898
	18d	F1	1048	F7	1145	F13	1339	L1	1439	L7	2033
	18h	F2	1060	F8	1169	F14	1385	L2	1493	L8	2195
	18sh	F3	1073	F9	1196	F15	1438	L3	1574	L9	2411
		F4	1088	F10	1226	F16	1498	L4	1655	L10	2654
	1.5 yds, 27 sf	F5	1105	F11	1259	F17	1564	L5	1763	L11	2924
PLEB12	26w	COM	1009	F6	1304	F12	1592	COL	1160	L6	2510
	24d	F1	1177	F7	1339	F13	1662	L1	1745	L7	2735
	18h	F2	1197	F8	1379	F14	1739	L2	1835	L8	3005
	18sh	F3	1219	F9	1424	F15	1827	L3	1970	L9	3365
		F4	1244	F10	1474	F16	1927	L4	2105	L10	3770
	2.5 yds, 45 sf	F5	1272	F11	1529	F17	2037	L5	2285	L11	4220

Leit Bench, Extended




PLEBX1	39w	COM	1194	F6	1548	F12	1893	COL	1373	L6	2993
	18d	F1	1395	F7	1590	F13	1977	L1	2075	L7	3263
	18h	F2	1419	F8	1638	F14	2070	L2	2183	L8	3587
	18sh	F3	1446	F9	1692	F15	2175	L3	2345	L9	4019
		F4	1476	F10	1752	F16	2295	L4	2507	L10	4505
	3 yds, 54 sf	F5	1509	F11	1818	F17	2427	L5	2723	L11	5045
PLEBX2	39w	COM	1256	F6	1610	F12	1955	COL	1444	L6	3064
	24d	F1	1457	F7	1652	F13	2039	L1	2146	L7	3334
	18h	F2	1481	F8	1700	F14	2132	L2	2254	L8	3658
	18sh	F3	1508	F9	1754	F15	2237	L3	2416	L9	4090
		F4	1538	F10	1814	F16	2357	L4	2578	L10	4576
	3 yds, 54 sf	F5	1571	F11	1880	F17	2489	L5	2794	L11	5116

Leit Bench, Double



PLEB21	52w	COM	1889	F6	2184	F12	2472	COL	2173	L6	3523
	18d	F1	2057	F7	2219	F13	2542	L1	2758	L7	3748
	18h	F2	2077	F8	2259	F14	2619	L2	2848	L8	4018
	18sh	F3	2099	F9	2304	F15	2707	L3	2983	L9	4378
		F4	2124	F10	2354	F16	2807	L4	3118	L10	4783
	2.5 yds, 45 sf	F5	2152	F11	2409	F17	2917	L5	3298	L11	5233
PLEB22	52w	COM	1952	F6	2247	F12	2535	COL	2244	L6	3594
	24d	F1	2120	F7	2282	F13	2605	L1	2829	L7	3819
	18h	F2	2140	F8	2322	F14	2682	L2	2919	L8	4089
	18sh	F3	2162	F9	2367	F15	2770	L3	3054	L9	4449
		F4	2187	F10	2417	F16	2870	L4	3189	L10	4854
	2.5 yds, 45 sf	F5	2215	F11	2472	F17	2980	L5	3369	L11	5304

Leit Bench, Triple



PLEB31	78w	COM	2402	F6	2815	F12	3218	COL	2762	L6	4652
	18d	F1	2637	F7	2864	F13	3316	L1	3581	L7	4967
	18h	F2	2665	F8	2920	F14	3424	L2	3707	L8	5345
	18sh	F3	2696	F9	2983	F15	3547	L3	3896	L9	5849
		F4	2731	F10	3053	F16	3687	L4	4085	L10	6416
	3.5 yds, 63 sf	F5	2770	F11	3130	F17	3841	L5	4337	L11	7046
PLEB32	78w	COM	2464	F6	2877	F12	3280	COL	2834	L6	4724
	24d	F1	2699	F7	2926	F13	3378	L1	3653	L7	5039
	18h	F2	2727	F8	2982	F14	3486	L2	3779	L8	5417
	18sh	F3	2758	F9	3045	F15	3609	L3	3968	L9	5921
		F4	2793	F10	3115	F16	3749	L4	4157	L10	6488
	3.5 yds, 63 sf	F5	2832	F11	3192	F17	3903	L5	4409	L11	7118

! Notes

All metal frame parts this page are resin-coated steel; specify color choice:

MRB Resin Black, MRSA Resin Satin Aluminum, MRTG Resin Thunder Gray or MRW Resin White.

Shipping address for COM/COL materials and memo samples:

TUOHY Furniture Corporation, Upholstery Receiving Dept, 13715 S Western Ave, Gardena, CA 90247



IMPORTANT! Additional yardage may be required for fabrics less than 54 inches wide and/or having more than a nominal vertical repeat or pattern. Use the Additional Yardage (+YDG) requirements listed in the TUOHY Upholstery Partnership Guides for each upholstery offering to re-calculate the yardage or square footage needed for a given pattern. See also Table 2 on page D2.

Category	Pattern	Grade
Faux-Leather	Sillex	F3
Leather	Lena	L1

Leit Tables



Description	Prod. Prefix	Top Material Suffix / List \$				
		Wood1	Wood2	AcrylicSS	Quartz	Fenix NTM®
Connecting TablesW1	...W2	...C	...Q	...F
Inline	PLETC...	246	263	665	1072	577
End Table (2 legs)	PLETE...	721	771	1140	1546	1052
Corner Table (1 leg)	PLETL...	483	517	902	1311	815

Dimensions (tables above): 26w 24d 13.8h

Freestanding	Prod. Prefix	...W1	...W2	...C	...Q	...F
Table 26w 18d 13.8h	PLET111...	651	697	965	1270	899
Table 26w 18d 29h	PLET112...	1001	1071	1316	1621	1250
Table 26w 24d 13.8h	PLET121...	698	747	1117	1523	1029
Table 26w 24d 29h	PLET122...	1094	1171	1513	1919	1424
Table 52w 18d 13.8h	PLET211...	762	815	1392	2003	1259
Table 52w 18d 29h	PLET212...	1135	1214	1763	2375	1633
Table 52w 24d 13.8h	PLET221...	834	892	1673	2486	1496
Table 52w 24d 29h	PLET222...	1250	1338	2091	2075	1913
Table 78w 18d 13.8h	PLET311...	1202	1286	2144	3060	1947
Table 78w 18d 29h	PLET312...	1796	1922	3055	4273	2789
Table 78w 24d 13.8h	PLET321...	1183	1266	2441	3661	2177
Table 78w 24d 29h	PLET322...	1900	2033	3158	4377	2893
Table 104w 24d 29h	PLET422...	2057	2201	3735	5362	3381

Notes:

Specify the product number by appending the desired Top Material Code to the Prod.No. Prefix.

Example: Inline Connecting Table with Wood1 top is PLETCW1; price is \$246.

Metal frame parts are resin-coated steel; choose from standard colors.

Acrylic Solid Surface is Avonnite® Polaris.

Quartz is Cambria® all standard colors; quote required for Luxury Series Designs.

FenixNTM® available in matte black or matte white.

Other top materials are available on a COM/project basis.

Leit Tops



Surround Panels Required	Prod. Prefix	...W1	...W2	...C	...Q	...F
Top 30.5w 24d 0.75th	PLETT305...	502	537	1002	1486	896
Top 56.5w 24d 0.75th	PLETT565...	695	744	1615	2506	1421

Notes:

Specify the product number by appending the desired Top Material Code to the Prod.No. Prefix.

Example: Top 30.5w 24d 0.75th with Wood1 top is PLETT305W1; price is \$502.

Acrylic Solid Surface is Avonnite® Polaris.

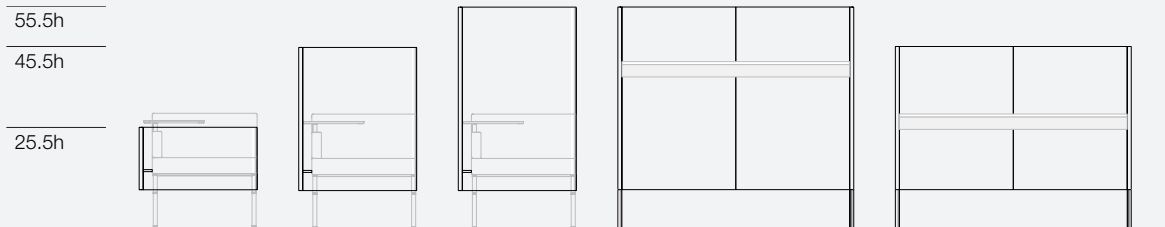
Quartz is Cambria® all standard colors; quote required for Luxury Series Designs.

FenixNTM® available in matte black or matte white.

Other top materials are available on a COM/project basis.

Leit Surround Panels

May be applied to seating units or used with tops (listed above) as desking stations. See the individual listings on the following pages, grouped and presented by height.



Shipping address for COM/COL materials and memo samples:
TUOHY Furniture Corporation, Upholstery Receiving Dept, 13715 S Western Ave, Gardena, CA 90247

Please provide tagging information as needed for your project.

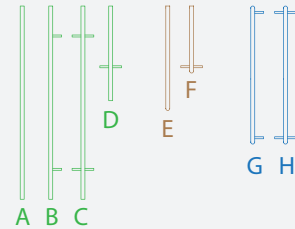


Leit Surround Panels

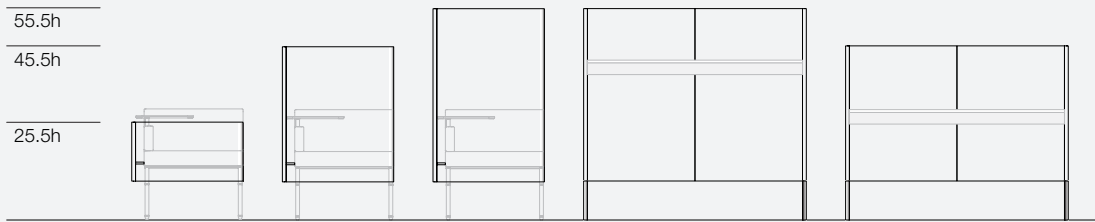
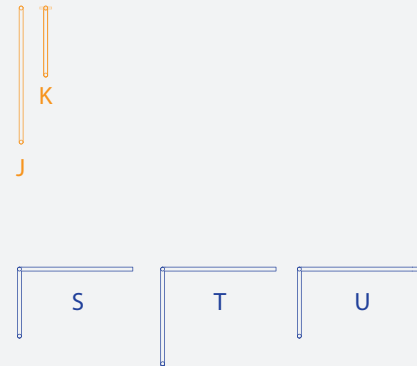


May be applied to seating units or used with tops as desking stations.
 See the individual listings on the following pages, grouped and presented by height.
 Metal legs and stand-offs are resin-coated steel; specify color choice:
 MRB Resin Black, MRSA Resin Satin Aluminum, MRTG Resin Thunder Gray or MRW Resin White.

Panels for seating and connecting tables



Panels for work surface tops



Ordering Information

Product numbers are formed by joining the string of data in the grayed area.
 Example:
 PLEP25A24 requires 1.5 yards and has a COM price of \$939.

25.5h	w	d	yds	COM	F1	F2	F3	F4	F5	F6	F7	F8	F9	F10	F11	F12	F13	F14	F15	F16	F17
PLEP25 A 24	24	1	1.5	939	1040	1052	1065	1080	1097	1116	1137	1161	1188	1218	1251	1289	1331	1377	1430	1490	1556
PLEP25 A 26	26	1	1.5	961	1062	1074	1087	1102	1119	1138	1159	1183	1210	1240	1273	1311	1353	1399	1452	1512	1578
PLEP25 A 28.25	28.25	1	1.5	1007	1108	1120	1133	1148	1165	1184	1205	1229	1256	1286	1319	1357	1399	1445	1498	1558	1624
PLEP25 A 28.75	28.75	1	1.5	1007	1108	1120	1133	1148	1165	1184	1205	1229	1256	1286	1319	1357	1399	1445	1498	1558	1624
PLEP25 A 30.5	30.5	1	1.5	1034	1135	1147	1160	1175	1192	1211	1232	1256	1283	1313	1346	1384	1426	1472	1525	1585	1651
PLEP25 A 31.5	31.5	1	1.5	1057	1158	1170	1183	1198	1215	1234	1255	1279	1306	1336	1369	1407	1449	1495	1548	1608	1674
PLEP25 A 49	49	1	2	987	1121	1137	1155	1175	1197	1223	1251	1283	1319	1359	1403	1453	1509	1571	1641	1721	1809
PLEP25 A 52	52	1	2	1009	1143	1159	1177	1197	1219	1245	1273	1305	1341	1381	1425	1475	1531	1593	1663	1743	1831
PLEP25 A 53	53	1	2	1009	1143	1159	1177	1197	1219	1245	1273	1305	1341	1381	1425	1475	1531	1593	1663	1743	1831
PLEP25 A 57.5	57.5	1	2	1034	1168	1184	1202	1222	1244	1270	1298	1330	1366	1406	1450	1500	1556	1618	1688	1768	1856
PLEP25 M 29.25 L	29.25 L	18	2.5	1358	1526	1546	1568	1593	1621	1653	1688	1728	1773	1823	1878	1941	2011	2088	2176	2276	2386
PLEP25 M 29.25 R	29.25 R	18	2.5	1358	1526	1546	1568	1593	1621	1653	1688	1728	1773	1823	1878	1941	2011	2088	2176	2276	2386
PLEP25 N 29.25 L	29.25 L	18	2.5	1358	1526	1546	1568	1593	1621	1653	1688	1728	1773	1823	1878	1941	2011	2088	2176	2276	2386
PLEP25 N 29.25 R	29.25 R	18	2.5	1358	1526	1546	1568	1593	1621	1653	1688	1728	1773	1823	1878	1941	2011	2088	2176	2276	2386
PLEP25 P 27 L	27 L	25	3	1291	1492	1516	1543	1573	1606	1645	1687	1735	1789	1849	1915	1990	2074	2167	2272	2392	2524
PLEP25 P 27 R	27 R	25	3	1291	1492	1516	1543	1573	1606	1645	1687	1735	1789	1849	1915	1990	2074	2167	2272	2392	2524
PLEP25 Q 32.5	32.5	18	3.5	1477	1712	1740	1771	1806	1845	1890	1939	1995	2058	2128	2205	2293	2391	2499	2622	2762	2916
PLEP25 S 29.25 L	29.25 L	18	2.5	1589	1757	1777	1799	1824	1852	1884	1919	1959	2004	2054	2109	2172	2242	2319	2407	2507	2617
PLEP25 S 29.25 R	29.25 R	18	2.5	1589	1757	1777	1799	1824	1852	1884	1919	1959	2004	2054	2109	2172	2242	2319	2407	2507	2617
PLEP25 U 32.5	32.5	18	3.5	1704	1939	1967	1998	2033	2072	2117	2166	2222	2285	2355	2432	2520	2618	2726	2849	2989	3143

≡ Denotes that patterns require railroading.

Shipping address for COM/COL materials and memo samples:
 TUOHY Furniture Corporation, Upholstery Receiving Dept, 13715 S Western Ave, Gardena, CA 90247



IMPORTANT! Additional yardage may be required for fabrics less than 54 inches wide and/or having more than a nominal vertical repeat or pattern.
 Use the Additional Yardage (+YDG) requirements listed in the TUOHY Upholstery Partnership Guides for each upholstery offering to re-calculate the yardage or square footage needed for a given pattern. See also Table 2 on page D2.

Category	Pattern	Grade
Faux-Leather	Silex	F3
Leather	Lena	L1

Shipping address for COM/COL materials and memo samples:
TUOHY Furniture Corporation, Upholstery Receiving Dept, 13715 S Western Ave, Gardena, CA 90247



Please provide tagging information as needed for your project.

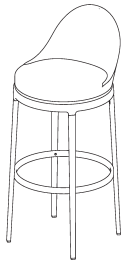
Leit Surround Panels (cont.)

45.5h	w	d	yds	COM	F1	F2	F3	F4	F5	F6	F7	F8	F9	F10	F11	F12	F13	F14	F15	F16	F17
PLEP45 A 24		1	2.5	1172	1340	1360	1382	1407	1435	1467	1502	1542	1587	1637	1692	1755	1825	1902	1990	2090	2200
PLEP45 A 26		1	2.5	1196	1364	1384	1406	1431	1459	1491	1526	1566	1611	1661	1716	1779	1849	1926	2014	2114	2224
PLEP45 A 28.25		1	2.5	1242	1410	1430	1452	1477	1505	1537	1572	1612	1657	1707	1762	1825	1895	1972	2060	2160	2270
PLEP45 A 28.75		1	2.5	1242	1410	1430	1452	1477	1505	1537	1572	1612	1657	1707	1762	1825	1895	1972	2060	2160	2270
PLEP45 A 30.5		1	2.5	1267	1435	1455	1477	1502	1530	1562	1597	1637	1682	1732	1787	1850	1920	1997	2085	2185	2295
PLEP45 A 31.5		1	2.5	1291	1459	1479	1501	1526	1554	1586	1621	1661	1706	1756	1811	1874	1944	2021	2109	2209	2319
PLEP45 A 49		1	3.5	1337	1572	1600	1631	1666	1705	1750	1799	1855	1918	1988	2065	2153	2251	2359	2482	2622	2776
PLEP45 A 52		1	3.5	1358	1593	1621	1652	1687	1726	1771	1820	1876	1939	2009	2086	2174	2272	2380	2503	2643	2797
PLEP45 A 53		1	3.5	1358	1593	1621	1652	1687	1726	1771	1820	1876	1939	2009	2086	2174	2272	2380	2503	2643	2797
PLEP45 A 57.5	≡	1	3.5	1384	1619	1647	1678	1713	1752	1797	1846	1902	1965	2035	2112	2200	2298	2406	2529	2669	2823
PLEP45 B 49		3.25	3.5	1337	1572	1600	1631	1666	1705	1750	1799	1855	1918	1988	2065	2153	2251	2359	2482	2622	2776
PLEP45 C 49		5.5	3.5	1337	1572	1600	1631	1666	1705	1750	1799	1855	1918	1988	2065	2153	2251	2359	2482	2622	2776
PLEP45 D 24		5.5	2.5	1172	1340	1360	1382	1407	1435	1467	1502	1542	1587	1637	1692	1755	1825	1902	1990	2090	2200
PLEP45 E 26		1	2.5	1196	1364	1384	1406	1431	1459	1491	1526	1566	1611	1661	1716	1779	1849	1926	2014	2114	2224
PLEP45 F 17		5.5	2.5	1124	1292	1312	1334	1359	1387	1419	1454	1494	1539	1589	1644	1707	1777	1854	1942	2042	2152
PLEP45 G 35		3.25	2.5	1313	1481	1501	1523	1548	1576	1608	1643	1683	1728	1778	1833	1896	1966	2043	2131	2231	2341
PLEP45 H 35		5.5	2.5	1313	1481	1501	1523	1548	1576	1608	1643	1683	1728	1778	1833	1896	1966	2043	2131	2231	2341
PLEP45 J 35		1	2.5	1313	1481	1501	1523	1548	1576	1608	1643	1683	1728	1778	1833	1896	1966	2043	2131	2231	2341
PLEP45 K 18		1	2.5	1103	1271	1291	1313	1338	1366	1398	1433	1473	1518	1568	1623	1686	1756	1833	1921	2021	2131
PLEP45 M 29.25 L		18	4	1594	1862	1894	1930	1970	2014	2066	2122	2186	2258	2338	2426	2526	2638	2762	2902	3062	3238
PLEP45 M 29.25 R		18	4	1594	1862	1894	1930	1970	2014	2066	2122	2186	2258	2338	2426	2526	2638	2762	2902	3062	3238
PLEP45 N 29.25 L		18	4	1594	1862	1894	1930	1970	2014	2066	2122	2186	2258	2338	2426	2526	2638	2762	2902	3062	3238
PLEP45 N 29.25 R		18	4	1594	1862	1894	1930	1970	2014	2066	2122	2186	2258	2338	2426	2526	2638	2762	2902	3062	3238
PLEP45 O 29.25 L		25	4.5	1640	1942	1978	2018	2063	2113	2171	2234	2306	2387	2477	2576	2689	2815	2954	3112	3292	3490
PLEP45 O 29.25 R		25	4.5	1640	1942	1978	2018	2063	2113	2171	2234	2306	2387	2477	2576	2689	2815	2954	3112	3292	3490
PLEP45 P 27 L		25	4.5	1523	1825	1861	1901	1946	1996	2054	2117	2189	2270	2360	2459	2572	2698	2837	2995	3175	3373
PLEP45 P 27 R		25	4.5	1523	1825	1861	1901	1946	1996	2054	2117	2189	2270	2360	2459	2572	2698	2837	2995	3175	3373
PLEP45 Q 32.5		18	5.5	1713	2082	2126	2175	2230	2291	2362	2439	2527	2626	2736	2857	2995	3149	3319	3512	3732	3974
PLEP45 S 29.25 L		18	4	1822	2090	2122	2158	2198	2242	2294	2350	2414	2486	2566	2654	2754	2866	2990	3130	3290	3466
PLEP45 S 29.25 R		18	4	1822	2090	2122	2158	2198	2242	2294	2350	2414	2486	2566	2654	2754	2866	2990	3130	3290	3466
PLEP45 T 29.25 L		25	4	1777	2045	2077	2113	2153	2197	2249	2305	2369	2441	2521	2609	2709	2821	2945	3085	3245	3421
PLEP45 T 29.25 R		25	4	1777	2045	2077	2113	2153	2197	2249	2305	2369	2441	2521	2609	2709	2821	2945	3085	3245	3421
PLEP45 U 32.5		18	5.5	1938	2307	2351	2400	2455	2516	2587	2664	2752	2851	2961	3082	3220	3374	3544	3737	3957	4199

≡ Denotes that patterns require railroading.

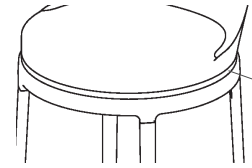
55.5h	w	d	yds	COM	F1	F2	F3	F4	F5	F6	F7	F8	F9	F10	F11	F12	F13	F14	F15	F16	F17
PLEP55 A 24		1	3.5	1340	1575	1603	1634	1669	1708	1753	1802	1858	1921	1991	2068	2156	2254	2362	2485	2625	2779
PLEP55 A 26		1	3.5	1364	1599	1627	1658	1693	1732	1777	1826	1882	1945	2015	2092	2180	2278	2386	2509	2649	2803
PLEP55 A 28.25		1	3.5	1406	1641	1669	1700	1735	1774	1819	1868	1924	1987	2057	2134	2222	2320	2428	2551	2691	2845
PLEP55 A 28.75		1	3.5	1406	1641	1669	1700	1735	1774	1819	1868	1924	1987	2057	2134	2222	2320	2428	2551	2691	2845
PLEP55 A 30.5		1	3.5	1429	1664	1692	1723	1758	1797	1842	1891	1947	2010	2080	2157	2245	2343	2451	2574	2714	2868
PLEP55 A 31.5		1	3.5	1451	1686	1714	1745	1780	1819	1864	1913	1969	2032	2102	2179	2267	2365	2473	2596	2736	2890
PLEP55 A 49		1	3.5	1496	1731	1759	1790	1825	1864	1909	1958	2014	2077	2147	2224	2312	2410	2518	2641	2781	2935
PLEP55 A 52		1	3.5	1517	1752	1780	1811	1846	1885	1930	1979	2035	2098	2168	2245	2333	2431	2539	2662	2802	2956
PLEP55 A 53		1	3.5	1517	1752	1780	1811	1846	1885	1930	1979	2035	2098	2168	2245	2333	2431	2539	2662	2802	2956
PLEP55 A 57.5	≡	1	3.5	1541	1776	1804	1835	1870	1909	1954	2003	2059	2122	2192	2269	2357	2455	2563	2686	2826	2980
PLEP55 B 49		3.25	3.5	1496	1731	1759	1790	1825	1864	1909	1958	2014	2077	2147	2224	2312	2410	2518	2641	2781	2935
PLEP55 C 49		5.5	3.5	1496	1731	1759	1790	1825	1864	1909	1958	2014	2077	2147	2224	2312	2410	2518	2641	2781	2935
PLEP55 D 24		5.5	3.5	1340	1575	1603	1634	1669	1708	1753	1802	1858	1921	1991	2068	2156	2254	2362	2485	2625	2779
PLEP55 E 26		1	3.5	1364	1599	1627	1658	1693	1732	1777	1826	1882	1945	2015	2092	2180	2278	2386	2509	2649	2803
PLEP55 F 17		5.5	3.5	1295	1530	1558	1589	1624	1663	1708	1757	1813	1876	1946	2023	2111	2209	2317	2440	2580	2734
PLEP55 G 35		3.25	3.5	1473	1708	1736	1767	1802	1841	1886	1935	1991	2054	2124	2201	2289	2387	2495	2618	2758	2912
PLEP55 H 35		5.5	3.5	1473	1708	1736	1767	1802	1841	1886	1935	1991	2054	2124	2201	2289	2387	2495	2618	2758	2912
PLEP55 J 35		1	3.5	1473	1708	1736	1767	1802	1841	1886	1935	1991	2054	2124	2201	2289	2387	2495	2618	2758	2912
PLEP55 K 18		1	3.5	1274	1509	1537	1568	1603	1642	1687	1736	1792	1855	1925	2002	2090	2188	2296	2419	2559	2713
PLEP55 M 29.25 L		18	5	1742	2077	2117	2162	2212	2267	2332	2402	2482	2572	2672	2782	2907	3047	3202	3377	3577	3797
PLEP55 M 29.25 R		18	5	1742	2077	2117	2162	2212	2267	2332	2402	2482	2572	2672	2782	2907	3047	3202	3377	3577	3797
PLEP55 N 29.25 L		18	5	1742	2077	2117	2162	2212	2267	2332	2402	2482	2572	2672	2782	2907	3047	3202	3377	3577	3797
PLEP55 N 29.25 R		18	5	1742	2077	2117	2162	2212	2267	2332	2402	2482	2572	2672	2782	2907	3047	3202	3377	3577	3797
PLEP55 O 29.25 L		25	5.5	1786	2155	2199	2248	2303	2364	2435	2512	2600	2699	2809	2930	3068	3222	3392	3585	3805	4047
PLEP55 O 29.25 R		25	5.5	1786	2155	2199	2248	2303	2364	2435	2512	2600	2699	2809	2930	3068	3222	3392	3585		

Bar Height, with Back



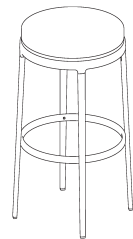
Product No.	Dimensions	Fabric \$					Leather \$				
MLVN10	20.6w	COM	1380	F6	1498	F12	1613	COL	1587	L6	2127
	20.6d	F1	1447	F7	1512	F13	1641	L1	1821	L7	2217
	39.9h	F2	1455	F8	1528	F14	1672	L2	1857	L8	2325
	30.5sh	F3	1464	F9	1546	F15	1707	L3	1911	L9	2469
	15.3 sd	F4	1474	F10	1566	F16	1747	L4	1965	L10	2631
	1 yd, 18 sf	F5	1485	F11	1588	F17	1791	L5	2037	L11	2811

Append suffix	For Base Finish	add \$
...MRW	Resin White	+0
...MRB	Resin Black	+0
...MPA	MPA Polished Aluminum	+188



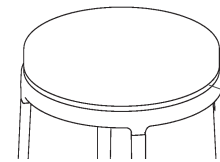
Specify Wood Finish

Bar Height, Backless



MLVN11	20.6w	COM	1167	F6	1256	F12	1342	COL	1342	L6	1762
	20.6d	F1	1217	F7	1266	F13	1363	L1	1524	L7	1832
	30.5h	F2	1223	F8	1278	F14	1386	L2	1552	L8	1916
	30.5sh	F3	1230	F9	1292	F15	1412	L3	1594	L9	2028
	17.3 sd	F4	1238	F10	1307	F16	1442	L4	1636	L10	2154
	0.75 yds, 14 sf	F5	1246	F11	1323	F17	1475	L5	1692	L11	2294

Append suffix	For Base Finish	add \$
...MRW	Resin White	+0
...MRB	Resin Black	+0
...MPA	MPA Polished Aluminum	+188



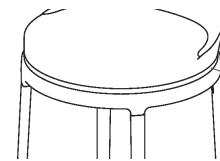
Specify Wood Finish

Counter Height, with Back



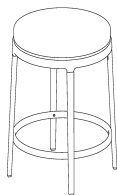
MLVN20	19.9w	COM	1350	F6	1468	F12	1583	COL	1553	L6	2093
	19.9d	F1	1417	F7	1482	F13	1611	L1	1787	L7	2183
	33.9h	F2	1425	F8	1498	F14	1642	L2	1823	L8	2291
	24.5sh	F3	1434	F9	1516	F15	1677	L3	1877	L9	2435
	15.3 sd	F4	1444	F10	1536	F16	1717	L4	1931	L10	2597
	1 yd, 18 sf	F5	1455	F11	1558	F17	1761	L5	2003	L11	2777

Append suffix	For Base Finish	add \$
...MRW	Resin White	+0
...MRB	Resin Black	+0
...MPA	MPA Polished Aluminum	+188



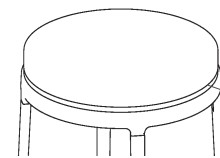
Specify Wood Finish

Counter Height, Backless



MLVN21	19.9w	COM	1136	F6	1225	F12	1311	COL	1307	L6	1727
	19.9d	F1	1186	F7	1235	F13	1332	L1	1489	L7	1797
	24.5h	F2	1192	F8	1247	F14	1355	L2	1517	L8	1881
	24.5sh	F3	1199	F9	1261	F15	1381	L3	1559	L9	1993
	17.3 sd	F4	1207	F10	1276	F16	1411	L4	1601	L10	2119
	0.75 yds, 14 sf	F5	1215	F11	1292	F17	1444	L5	1657	L11	2259

Append suffix	For Base Finish	add \$
...MRW	Resin White	+0
...MRB	Resin Black	+0
...MPA	MPA Polished Aluminum	+188



Specify Wood Finish

! Notes:



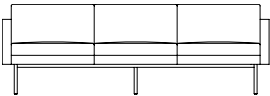

All Melvin stools swivel, but are not self-returning.
Specify Wood finish from any of Tuohy Wood1, Wood2, or Wood3 finishes; No Price change.

Shipping address for COM/COL materials and memo samples:
TUOHY/Realform Technologies, 5-1870 Albion Road, Toronto ON, M9W 5T2 Canada



IMPORTANT! Additional yardage may be required for fabrics less than 54 inches wide and/or having more than a nominal vertical repeat or pattern.
Use the Additional Yardage (+YDG) requirements listed in the TUOHY Upholstery Partnership Guides for each upholstery offering to re-calculate the yardage or square footage needed for a given pattern. See also Table 2 on page D2.

Category	Pattern	Grade
Faux-Leather	Silix	F3
Leather	Lena	L1

	Product No.	Dimensions	Fabric \$	Leather \$							
	MP1	34w	COM 2189	F6 3015	F12 3820	COL 2517	L6 6297				
	Plain Back	28d	F1 2658	F7 3113	F13 4016	L1 4155	L7 6927				
		30h	F2 2714	F8 3225	F14 4233	L2 4407	L8 7683				
		17.5sh	F3 2777	F9 3351	F15 4478	L3 4785	L9 8691				
		25ah	F4 2847	F10 3491	F16 4758	L4 5163	L10 9825				
		7 yds, 126 sf	F5 2924	F11 3645	F17 5066	L5 5667	L11 11085				
	MP2	62w	COM 3010	F6 4485	F12 5923	COL 3461	L6 10211				
	Plain Back	28d	F1 3848	F7 4660	F13 6273	L1 6386	L7 11336				
		30h	F2 3948	F8 4860	F14 6660	L2 6836	L8 12686				
		17.5sh	F3 4060	F9 5085	F15 7098	L3 7511	L9 14486				
		25ah	F4 4185	F10 5335	F16 7598	L4 8186	L10 16511				
		12.5 yds, 225 sf	F5 4323	F11 5610	F17 8148	L5 9086	L11 18761				
	MP3	90w	COM 4064	F6 6188	F12 8258	COL 4674	L6 14394				
	Plain Back	28d	F1 5270	F7 6440	F13 8762	L1 8886	L7 16014				
		30h	F2 5414	F8 6728	F14 9320	L2 9534	L8 17958				
		17.5sh	F3 5576	F9 7052	F15 9950	L3 10506	L9 20550				
		25ah	F4 5756	F10 7412	F16 10670	L4 11478	L10 23466				
		18 yds, 324 sf	F5 5954	F11 7808	F17 11462	L5 12774	L11 26706				
	MP4	118w	COM 5026	F6 7799	F12 10502	COL 5780	L6 18470				
	Plain Back	28d	F1 6601	F7 8128	F13 11160	L1 11279	L7 20585				
		30h	F2 6789	F8 8504	F14 11888	L2 12125	L8 23123				
		17.5sh	F3 7000	F9 8927	F15 12711	L3 13394	L9 26507				
		25ah	F4 7235	F10 9397	F16 13651	L4 14663	L10 30314				
		23.5 yds, 423 sf	F5 7494	F11 9914	F17 14685	L5 16355	L11 34544				

! Notes:

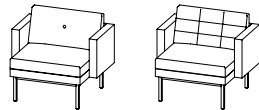
Standard metal finish is MBN Brushed Nickel.

Use freestanding only; modular connections are not available on Double Arm units.

+ Options:

For Button Back, change ProdNo. 2nd letter from P to B, add \$83/Club, \$166/Settee, \$249/Sofa, \$332/Quad.

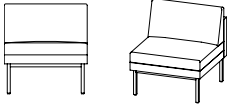
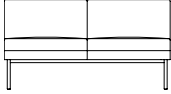
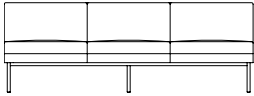
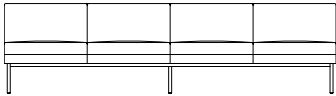
For Quilted Back, change ProdNo. 2nd letter from P to Q, add \$83/Club, \$166/Settee, \$249/Sofa, \$332/Quad.



Shipping address for COM/COL materials and memo samples:
TUOHY Furniture Corporation, Upholstery Receiving Dept, 13715 S Western Ave, Gardena, CA 90247



Please provide tagging information as needed for your project.

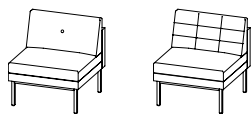
	Product No.	Dimensions	Fabric \$							Leather \$				
Moderna Armless Club 	MP1H	28w	COM	1883	F6	2532	F12	3165	COL	2166	L6	5136		
	Plain Back	28d	F1	2252	F7	2609	F13	3319	L1	3453	L7	5631		
		30h	F2	2296	F8	2697	F14	3489	L2	3651	L8	6225		
		17.5sh	F3	2345	F9	2796	F15	3682	L3	3948	L9	7017		
		25ah	F4	2400	F10	2906	F16	3902	L4	4245	L10	7908		
		5.5 yds, 99 sf	F5	2461	F11	3027	F17	4144	L5	4641	L11	8898		
Moderna Armless Settee 	MP2H	56w	COM	2727	F6	3966	F12	5174	COL	3136	L6	8806		
	Plain Back	28d	F1	3431	F7	4113	F13	5468	L1	5593	L7	9751		
		30h	F2	3515	F8	4281	F14	5793	L2	5971	L8	10885		
		17.5sh	F3	3609	F9	4470	F15	6161	L3	6538	L9	12397		
		25ah	F4	3714	F10	4680	F16	6581	L4	7105	L10	14098		
		10.5 yds, 189 sf	F5	3830	F11	4911	F17	7043	L5	7861	L11	15988		
Moderna Armless Sofa 	MP3H	84w	COM	3948	F6	5541	F12	7094	COL	4541	L6	11831		
	Plain Back	28d	F1	4853	F7	5730	F13	7472	L1	7700	L7	13046		
		30h	F2	4961	F8	5946	F14	7890	L2	8186	L8	14504		
		17.5sh	F3	5082	F9	6189	F15	8363	L3	8915	L9	16448		
		25ah	F4	5217	F10	6459	F16	8903	L4	9644	L10	18635		
		13.5 yds, 243 sf	F5	5366	F11	6756	F17	9497	L5	10616	L11	21065		
Moderna Armless Quad 	MP4H	112w	COM	4743	F6	7162	F12	9520	COL	5455	L6	16525		
	Plain Back	28d	F1	6117	F7	7449	F13	10094	L1	10252	L7	18370		
		30h	F2	6281	F8	7777	F14	10729	L2	10990	L8	20584		
		17.5sh	F3	6465	F9	8146	F15	11447	L3	12097	L9	23536		
		25ah	F4	6670	F10	8556	F16	12267	L4	13204	L10	26857		
		20.5 yds, 369 sf	F5	6896	F11	9007	F17	13169	L5	14680	L11	30547		

! Notes:

Standard metal finish is MBN Brushed Nickel.
 Use freestanding or in modular connection on either or both sides.

+ Options:

For Button Back, change ProdNo. 2nd letter from P to B, add \$83/Club, \$166/Settee, \$249/Sofa, \$332/Quad.
 For Quilted Back, change ProdNo. 2nd letter from P to Q, add \$83/Club, \$166/Settee, \$249/Sofa, \$332/Quad.



Moderna in Modular Configuration



MT2W1
End Table

MP2H
Armless Settee
Plain Back

MT1W1
In-Line Table

MP1H
Armless Club
Plain Back

MT3W1
Corner Table

MP1R
Arm Right Club
Plain Back

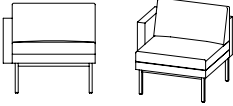

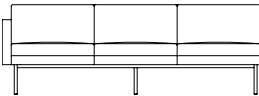
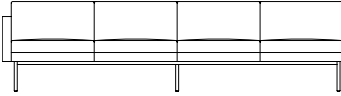
Shipping address for COM/COL materials and memo samples:
 TUOHY Furniture Corporation, Upholstery Receiving Dept, 13715 S Western Ave, Gardena, CA 90247

Please provide tagging information as needed for your project.



IMPORTANT! Additional yardage may be required for fabrics less than 54 inches wide and/or having more than a nominal vertical repeat or pattern.
 Use the Additional Yardage (+YDG) requirements listed in the TUOHY Upholstery Partnership Guides for each upholstery offering to re-calculate the yardage or square footage needed for a given pattern. See also Table 2 on page D2.

Category	Pattern	Grade
Faux-Leather	Sillex	F3
Leather	Lena	L1

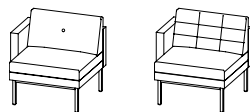
	Product No.	Dimensions	Fabric \$							Leather \$			
Moderna Arm Left Club 	MP1L	31w	COM	2049	F6	2816	F12	3564	COL	2357	L6	5867	
	Plain Back	28d	F1	2485	F7	2907	F13	3746	L1	3878	L7	6452	
		30h	F2	2537	F8	3011	F14	3947	L2	4112	L8	7154	
		17.5sh	F3	2595	F9	3128	F15	4175	L3	4463	L9	8090	
		25ah	F4	2660	F10	3258	F16	4435	L4	4814	L10	9143	
		6.5 yds, 117 sf	F5	2732	F11	3401	F17	4721	L5	5282	L11	10313	
Moderna Arm Left Settee 	MP2L	59w	COM	2867	F6	4283	F12	5663	COL	3297	L6	9777	
	Plain Back	28d	F1	3671	F7	4451	F13	5999	L1	6105	L7	10857	
		30h	F2	3767	F8	4643	F14	6371	L2	6537	L8	12153	
		17.5sh	F3	3875	F9	4859	F15	6791	L3	7185	L9	13881	
		25ah	F4	3995	F10	5099	F16	7271	L4	7833	L10	15825	
		12 yds, 216 sf	F5	4127	F11	5363	F17	7799	L5	8697	L11	17985	
Moderna Arm Left Sofa 	MP3L	87w	COM	4089	F6	6154	F12	8167	COL	4703	L6	14153	
	Plain Back	28d	F1	5262	F7	6399	F13	8657	L1	8798	L7	15728	
		30h	F2	5402	F8	6679	F14	9199	L2	9428	L8	17618	
		17.5sh	F3	5559	F9	6994	F15	9812	L3	10373	L9	20138	
		25ah	F4	5734	F10	7344	F16	10512	L4	11318	L10	22973	
		17.5 yds, 315 sf	F5	5927	F11	7729	F17	11282	L5	12578	L11	26123	
Moderna Arm Left Quad 	MP4L	115w	COM	4885	F6	7599	F12	10244	COL	5618	L6	18038	
	Plain Back	28d	F1	6426	F7	7921	F13	10888	L1	11000	L7	20108	
		30h	F2	6610	F8	8289	F14	11601	L2	11828	L8	22592	
		17.5sh	F3	6817	F9	8703	F15	12406	L3	13070	L9	25904	
		25ah	F4	7047	F10	9163	F16	13326	L4	14312	L10	29630	
		23 yds, 414 sf	F5	7300	F11	9669	F17	14338	L5	15968	L11	33770	

! Notes:

- Standard metal finish is MBN Brushed Nickel.
- Use freestanding or in modular connection on the right (armless) side only.
- Handedness is determined on approach.

+ Options:

- For Button Back, change ProdNo. 2nd letter from P to B, add \$83/Club, \$166/Settee, \$249/Sofa, \$332/Quad.
- For Quilted Back, change ProdNo. 2nd letter from P to Q, add \$83/Club, \$166/Settee, \$249/Sofa, \$332/Quad.




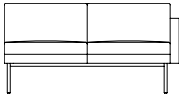
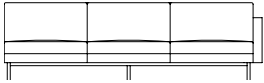
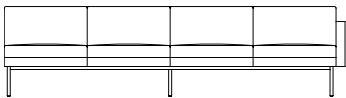
Shipping address for COM/COL materials and memo samples:
 TUOHY Furniture Corporation, Upholstery Receiving Dept, 13715 S Western Ave, Gardena, CA 90247



Please provide tagging information as needed for your project.

IMPORTANT! Additional yardage may be required for fabrics less than 54 inches wide and/or having more than a nominal vertical repeat or pattern. Use the Additional Yardage (+YDG) requirements listed in the TUOHY Upholstery Partnership Guides for each upholstery offering to re-calculate the yardage or square footage needed for a given pattern. See also Table 2 on page D2.

Category	Pattern	Grade
Faux-Leather	Sillex	F3
Leather	Lena	L1


	Product No.	Dimensions	Fabric \$							Leather \$				
Moderna Arm Right Club 	MP1R	31w	COM	2049	F6	2816	F12	3564	COL	2357	L6	5867		
	Plain Back	28d	F1	2485	F7	2907	F13	3746	L1	3878	L7	6452		
		30h	F2	2537	F8	3011	F14	3947	L2	4112	L8	7154		
		17.5sh	F3	2595	F9	3128	F15	4175	L3	4463	L9	8090		
		25ah	F4	2660	F10	3258	F16	4435	L4	4814	L10	9143		
		6.5 yds, 117 sf	F5	2732	F11	3401	F17	4721	L5	5282	L11	10313		
Moderna Arm Right Settee 	MP2R	59w	COM	2867	F6	4283	F12	5663	COL	3297	L6	9777		
	Plain Back	28d	F1	3671	F7	4451	F13	5999	L1	6105	L7	10857		
		30h	F2	3767	F8	4643	F14	6371	L2	6537	L8	12153		
		17.5sh	F3	3875	F9	4859	F15	6791	L3	7185	L9	13881		
		25ah	F4	3995	F10	5099	F16	7271	L4	7833	L10	15825		
		12 yds, 216 sf	F5	4127	F11	5363	F17	7799	L5	8697	L11	17985		
Moderna Arm Right Sofa 	MP3R	87w	COM	4089	F6	6154	F12	8167	COL	4703	L6	14153		
	Plain Back	28d	F1	5262	F7	6399	F13	8657	L1	8798	L7	15728		
		30h	F2	5402	F8	6679	F14	9199	L2	9428	L8	17618		
		17.5sh	F3	5559	F9	6994	F15	9812	L3	10373	L9	20138		
		25ah	F4	5734	F10	7344	F16	10512	L4	11318	L10	22973		
		17.5 yds, 315 sf	F5	5927	F11	7729	F17	11282	L5	12578	L11	26123		
Moderna Arm Right Quad 	MP4R	115w	COM	4885	F6	7599	F12	10244	COL	5618	L6	18038		
	Plain Back	28d	F1	6426	F7	7921	F13	10888	L1	11000	L7	20108		
		30h	F2	6610	F8	8289	F14	11601	L2	11828	L8	22592		
		17.5sh	F3	6817	F9	8703	F15	12406	L3	13070	L9	25904		
		25ah	F4	7047	F10	9163	F16	13326	L4	14312	L10	29630		
		23 yds, 414 sf	F5	7300	F11	9669	F17	14338	L5	15968	L11	33770		

! Notes:

- Standard metal finish is MBN Brushed Nickel.
- Use freestanding or in modular connection on the left (armless) side only.
- Handedness is determined on approach.

+ Options:


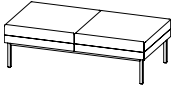
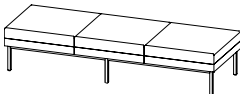
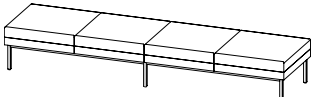
- For Button Back, change ProdNo. 2nd letter from P to B, add \$83/Club, \$166/Settee, \$249/Sofa, \$332/Quad.
- For Quilted Back, change ProdNo. 2nd letter from P to Q, add \$83/Club, \$166/Settee, \$249/Sofa, \$332/Quad.



Shipping address for COM/COL materials and memo samples:
 TUOHY Furniture Corporation, Upholstery Receiving Dept, 13715 S Western Ave, Gardena, CA 90247



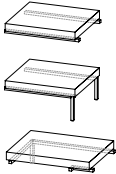
Please provide tagging information as needed for your project.

	Product No.	Dimensions	Fabric \$							Leather \$				
 <p>Moderna Bench, Single</p>	MW1	28w	COM	1598	F6	1893	F12	2181	COL	1838	L6	3188		
		20d	F1	1766	F7	1928	F13	2251	L1	2423	L7	3413		
		17.5h	F2	1786	F8	1968	F14	2328	L2	2513	L8	3683		
		2.5 yds, 45 sf	F3	1808	F9	2013	F15	2416	L3	2648	L9	4043		
			F4	1833	F10	2063	F16	2516	L4	2783	L10	4448		
	F5	1861	F11	2118	F17	2626	L5	2963	L11	4898				
 <p>Moderna Bench, Double</p>	MW2	56w	COM	2357	F6	2947	F12	3522	COL	2710	L6	5410		
		20d	F1	2692	F7	3017	F13	3662	L1	3880	L7	5860		
		17.5h	F2	2732	F8	3097	F14	3817	L2	4060	L8	6400		
		5 yds, 90 sf	F3	2777	F9	3187	F15	3992	L3	4330	L9	7120		
			F4	2827	F10	3287	F16	4192	L4	4600	L10	7930		
	F5	2882	F11	3397	F17	4412	L5	4960	L11	8830				
 <p>Moderna Bench, Triple</p>	MW3	84w	COM	3023	F6	3908	F12	4771	COL	3477	L6	7527		
		20d	F1	3526	F7	4013	F13	4981	L1	5232	L7	8202		
		17.5h	F2	3586	F8	4133	F14	5213	L2	5502	L8	9012		
		7.5 yds, 135 sf	F3	3653	F9	4268	F15	5476	L3	5907	L9	10092		
			F4	3728	F10	4418	F16	5776	L4	6312	L10	11307		
	F5	3811	F11	4583	F17	6106	L5	6852	L11	12657				
 <p>Moderna Bench, Quad</p>	MW4	112w	COM	3569	F6	4749	F12	5899	COL	4105	L6	9505		
		20d	F1	4239	F7	4889	F13	6179	L1	6445	L7	10405		
		17.5h	F2	4319	F8	5049	F14	6489	L2	6805	L8	11485		
		10 yds, 180 sf	F3	4409	F9	5229	F15	6839	L3	7345	L9	12925		
			F4	4509	F10	5429	F16	7239	L4	7885	L10	14545		
	F5	4619	F11	5649	F17	7679	L5	8605	L11	16345				

! Notes:

Standard metal finish is MBN Brushed Nickel.

Use freestanding only; modular connections are not available on Bench units.

		Wood1	Wood2	AcrylicSS	Quartz	Marble	
 <p>Moderna Modular Tables</p>	Modular	...W1	...W2	...C	...Q	...M	
	In-Line Table 28w 28d 13h	MT1...	1445	1546	2030	3026	2078
	End Table 28w 28d 13h	MT2...	1495	1600	2085	3082	2133
	Corner Table 36w 28d 13h	MT3...	1643	1758	2226	3221	2377

! Notes:

Specify the product number by appending the desired Top Material Code to the Prod.No. Prefix.

Example: Modular Tables with Wood1 top is MT1W1; price is \$1445.

Standard metal finish is MBN Brushed Nickel.

Acrylic Solid Surface is Avonnite® Polaris.

Quartz is all standard colors from Cambria®; Luxury Series Designs require quotation.

Marble is Carrara.

Other top materials are available on a COM/project basis.

Modular tables connect to seating where there are no arms.

> See Also: Moderna Occasional Tables

Shipping address for COM/COL materials and memo samples:
TUOHY Furniture Corporation, Upholstery Receiving Dept, 13715 S Western Ave, Gardena, CA 90247




Please provide tagging information as needed for your project.

	Product No.	Dimensions	Fabric \$							Leather \$			
	PLEAT4	32w	COM	1744	F6	2216	F12	2676	COL	2006	L6	4166	
		26.3d	F1	2012	F7	2272	F13	2788	L1	2942	L7	4526	
		32h	F2	2044	F8	2336	F14	2912	L2	3086	L8	4958	
		18sh	F3	2080	F9	2408	F15	3052	L3	3302	L9	5534	
		24.5ah	F4	2120	F10	2488	F16	3212	L4	3518	L10	6182	
		4 yds, 72 sf	F5	2164	F11	2576	F17	3388	L5	3806	L11	6902	

! Notes:

Standard base finish is MPA Polished Aluminum.


For Painted base, add P to the product number; specify color—Black or White. No price change.

	PLEAT5	32w	COM	1773	F6	2245	F12	2705	COL	2039	L6	4199
		26.3d	F1	2041	F7	2301	F13	2817	L1	2975	L7	4559
		32h	F2	2073	F8	2365	F14	2941	L2	3119	L8	4991
		18-23.5sh	F3	2109	F9	2437	F15	3081	L3	3335	L9	5567
		25ah	F4	2149	F10	2517	F16	3241	L4	3551	L10	6215
		4 yds, 72 sf	F5	2193	F11	2605	F17	3417	L5	3839	L11	6935

! Notes:

Standard base finish is MPA Polished Aluminum.


For Painted base, add P to the product number; specify color—Black or White. No price change.

	PLEATDB	32w	COM	1846	F6	2318	F12	2778	COL	2123	L6	4283
		26.3d	F1	2114	F7	2374	F13	2890	L1	3059	L7	4643
		31.5h	F2	2146	F8	2438	F14	3014	L2	3203	L8	5075
		19sh	F3	2182	F9	2510	F15	3154	L3	3419	L9	5651
		25ah	F4	2222	F10	2590	F16	3314	L4	3635	L10	6299
		4 yds, 72 sf	F5	2266	F11	2678	F17	3490	L5	3923	L11	7019

! Notes:

Standard base finish is MPA Polished Aluminum.


For Painted base, add P to the product number; specify color—Black or White. No price change.

	PLEATWB...	32w	COM	1733	F6	2205	F12	2665	COL	1993	L6	4153
		26.3d	F1	2001	F7	2261	F13	2777	L1	2929	L7	4513
		31.5h	F2	2033	F8	2325	F14	2901	L2	3073	L8	4945
		18sh	F3	2069	F9	2397	F15	3041	L3	3289	L9	5521
		25ah	F4	2109	F10	2477	F16	3201	L4	3505	L10	6169
		4 yds, 72 sf	F5	2153	F11	2565	F17	3377	L5	3793	L11	6889

? Append base finish code to Product Prefix above.

...P for Painted base; specify color—Black or White.

...C Add \$488 List.

	PLEATBW...	32w	COM	2180	F6	2652	F12	3112	COL	2507	L6	4667
		26.3d	F1	2448	F7	2708	F13	3224	L1	3443	L7	5027
		31.5h	F2	2480	F8	2772	F14	3348	L2	3587	L8	5459
		18sh	F3	2516	F9	2844	F15	3488	L3	3803	L9	6035
		25ah	F4	2556	F10	2924	F16	3648	L4	4019	L10	6683
		4 yds, 72 sf	F5	2600	F11	3012	F17	3824	L5	4307	L11	7403

? Append base finish code to Product Prefix above and specify color choice

...M for Maple veneer base, Colors: AN89 Light Anigre, PT17 Satin White, or PT07 Matte Ebony

...W for Walnut veneer base, Colors: MH97 Dark Mahogany, CH53 Dark Chery, or WL33 Catalan Walnut

! Notes—for all items this page:

Pre-approved Maharam patterns: Keen, Levity, Mantle, Merit and Mode.

Pre-approved leather: TUOHY Lena

Pre-approved faux-leather: TUOHY Silex

All other upholsteries must be submitted for testing and approval; see footnote below.

Combination fabric and leather requirements:

Inside back: 1.25 yds, 25.0 sf

Outside back: 1.2 yds, 22.5 sf

Seat: 0.7 yd, 13.5 sf

Piping: 0.75 yd (bias), 7 sf (non-bias), for both self and contrasting styles.

+ Options:

4 Leg, 5 Leg, Disk base finish is MPA Polished Aluminum; for paint finish, add P to ProdNo and specify Black or White.

Specify Wire Base paint color: White or Black. Custom colors available with a mixing charge of \$443.

5 Leg and disk base swivel but are not self returning

Shipping address for COM/COL materials and memo samples:
TUOHY/Realform Technologies, 5-1870 Albion Road, Toronto ON, M9W 5T2 Canada



IMPORTANT! Additional yardage may be required for fabrics less than 54 inches wide and/or having more than a nominal vertical repeat or pattern.
Use the Additional Yardage (+YDG) requirements listed in the TUOHY Upholstery Partnership Guides for each upholstery offering to re-calculate the yardage or square footage needed for a given pattern. See also Table 2 on page D2.

Category	Pattern	Grade
Faux-Leather	Silex	F3
Leather	Lena	L1

Ren Lounge



Product No.	Dimensions	Fabric \$	Leather \$							
RENL1	39.3w	COM 3238	F6 3828	F12 4403	COL 3724	L6 7324				
	31.5d	F1 3573	F7 3898	F13 4543	L1 5284	L7 7924				
	29.3h	F2 3613	F8 3978	F14 4698	L2 5524	L8 8644				
	17sh	F3 3658	F9 4068	F15 4873	L3 5884	L9 9604				
	28ah	F4 3708	F10 4168	F16 5073	L4 6244	L10 10684				
	5 yds, 120 sf	F5 3763	F11 4278	F17 5293	L5 6724	L11 11884				
...P	(contrast cord)	COM 45	F6 281	F12 511	COL 52	L6 1132				
		F1 179	F7 309	F13 567	L1 520	L7 1312				
		F2 195	F8 341	F14 629	L2 592	L8 1528				
		F3 213	F9 377	F15 699	L3 700	L9 1816				
		F4 233	F10 417	F16 779	L4 808	L10 2140				
	2 yds, 36 sf	F5 255	F11 461	F17 867	L5 952	L11 2500				

+ For contrasting welt cords, append the product suffix to the lounge product number; add the grade \$ amount.
! Standard toeboard finish is PT07 Matte Ebony.

Ren Settee



RENL2	72.5w	COM 4583	F6 5409	F12 6214	COL 5270	L6 9950				
	31.5d	F1 5052	F7 5507	F13 6410	L1 7298	L7 10730				
	29.3h	F2 5108	F8 5619	F14 6627	L2 7610	L8 11666				
	17sh	F3 5171	F9 5745	F15 6872	L3 8078	L9 12914				
	28ah	F4 5241	F10 5885	F16 7152	L4 8546	L10 14318				
	7 yds, 156 sf	F5 5318	F11 6039	F17 7460	L5 9170	L11 15878				
...P	(contrast cord)	COM 45	F6 399	F12 744	COL 52	L6 1672				
		F1 246	F7 441	F13 828	L1 754	L7 1942				
		F2 270	F8 489	F14 921	L2 862	L8 2266				
		F3 297	F9 543	F15 1026	L3 1024	L9 2698				
		F4 327	F10 603	F16 1146	L4 1186	L10 3184				
	3 yds, 54 sf	F5 360	F11 669	F17 1278	L5 1402	L11 3724				

+ For contrasting welt cords, append the product suffix to the lounge product number; add the grade \$ amount.
! Standard toeboard finish is PT07 Matte Ebony.

Ren Bench-Ottoman



RENB1	27.8w	COM 1785	F6 2021	F12 2251	COL 2053	L6 3523				
	21d	F1 1919	F7 2049	F13 2307	L1 2690	L7 3768				
	17h	F2 1935	F8 2081	F14 2369	L2 2788	L8 4062				
	17sh	F3 1953	F9 2117	F15 2439	L3 2935	L9 4454				
		F4 1973	F10 2157	F16 2519	L4 3082	L10 4895				
	2 yds, 49 sf	F5 1995	F11 2201	F17 2607	L5 3278	L11 5385				
...P	(contrast cord)	COM 45	F6 163	F12 278	COL 52	L6 592				
		F1 112	F7 177	F13 306	L1 286	L7 682				
		F2 120	F8 193	F14 337	L2 322	L8 790				
		F3 129	F9 211	F15 372	L3 376	L9 934				
		F4 139	F10 231	F16 412	L4 430	L10 1096				
	1 yds, 18 sf	F5 150	F11 253	F17 456	L5 502	L11 1276				

+ For contrasting welt cords, append the product suffix to the lounge product number; add the grade \$ amount.
! Standard toeboard finish is PT07 Matte Ebony.

Ren Double Bench



RENB2	51w	COM 2318	F6 2672	F12 3017	COL 2666	L6 4736				
	21d	F1 2519	F7 2714	F13 3101	L1 3563	L7 5081				
	17h	F2 2543	F8 2762	F14 3194	L2 3701	L8 5495				
	17sh	F3 2570	F9 2816	F15 3299	L3 3908	L9 6047				
		F4 2600	F10 2876	F16 3419	L4 4115	L10 6668				
	3 yds, 69 sf	F5 2633	F11 2942	F17 3551	L5 4391	L11 7358				
...P	(contrast cord)	COM 45	F6 163	F12 278	COL 52	L6 592				
		F1 112	F7 177	F13 306	L1 286	L7 682				
		F2 120	F8 193	F14 337	L2 322	L8 790				
		F3 129	F9 211	F15 372	L3 376	L9 934				
		F4 139	F10 231	F16 412	L4 430	L10 1096				
	1 yds, 18 sf	F5 150	F11 253	F17 456	L5 502	L11 1276				

+ For contrasting welt cords, append the product suffix to the lounge product number; add the grade \$ amount.
! Standard toeboard finish is PT07 Matte Ebony.

Shipping address for COM/COL materials and memo samples:
TUOHY Furniture Corporation, Upholstery Receiving Dept, 13715 S Western Ave, Gardena, CA 90247



IMPORTANT! Additional yardage may be required for fabrics less than 54 inches wide and/or having more than a nominal vertical repeat or pattern.
Use the Additional Yardage (+YDG) requirements listed in the TUOHY Upholstery Partnership Guides for each upholstery offering to re-calculate the yardage or square footage needed for a given pattern. See also Table 2 on page D2.

Category	Pattern	Grade
Faux-Leather	Silix	F3
Leather	Lena	L1

Vita Low Back



Product No.	Dimensions	Fabric \$							Leather \$				
VTL1 Casters	26w	COM	1943	F6	2297	F12	2642	COL	2234	L6	3854		
	24.8d	F1	2144	F7	2339	F13	2726	L1	2936	L7	4124		
	33.5-38.5h	F2	2168	F8	2387	F14	2819	L2	3044	L8	4448		
	17.5-22.5sh	F3	2195	F9	2441	F15	2924	L3	3206	L9	4880		
	25.5-30.5ah	F4	2225	F10	2501	F16	3044	L4	3368	L10	5366		
	3 yds, 54 sf	F5	2258	F11	2567	F17	3176	L5	3584	L11	5906		



VTL2 Glides	26w	COM	1941	F6	2295	F12	2640	COL	2232	L6	3852
	24.8d	F1	2142	F7	2337	F13	2724	L1	2934	L7	4122
	33.5-38.5h	F2	2166	F8	2385	F14	2817	L2	3042	L8	4446
	17.5-22.5sh	F3	2193	F9	2439	F15	2922	L3	3204	L9	4878
	25.5-30.5ah	F4	2223	F10	2499	F16	3042	L4	3366	L10	5364
	3 yds, 54 sf	F5	2256	F11	2565	F17	3174	L5	3582	L11	5904

Vita High Back



VTH1 Casters	26w	COM	2021	F6	2405	F12	2778	COL	2324	L6	4094
	26.2d	F1	2239	F7	2450	F13	2869	L1	3091	L7	4389
	38.5-43.5h	F2	2265	F8	2502	F14	2970	L2	3209	L8	4743
	17.5-22.5sh	F3	2294	F9	2561	F15	3084	L3	3386	L9	5215
	25.5-30.5ah	F4	2327	F10	2626	F16	3214	L4	3563	L10	5746
	3.3 yds, 59 sf	F5	2362	F11	2697	F17	3357	L5	3799	L11	6336

5-Leg Base is MPA Polished Aluminum.

Shipping address for COM/COL materials and memo samples:
TUOHY Furniture Corporation, Upholstery Receiving Dept, 13715 S Western Ave, Gardena, CA 90247



IMPORTANT! Additional yardage may be required for fabrics less than 54 inches wide and/or having more than a nominal vertical repeat or pattern. Use the Additional Yardage (+YDG) requirements listed in the TUOHY Upholstery Partnership Guides for each upholstery offering to re-calculate the yardage or square footage needed for a given pattern. See also Table 2 on page D2.

Category	Pattern	Grade
Faux-Leather	Silex	F3
Leather	Lena	L1

