

Wheel Balancing Supplies ↻

Passenger Car Wheel Weights | Truck Wheel Weights
Adhesive Wheel Weights | Wheel Weight Kits | Wheel Weight Tools
Tire Balancing Compounds | Commercial Tire Application Chart





Counteract

PREMIUM WHEEL PRODUCTS

Counteract revolutionized the industry with its patented balancing technology. The only balancing product on the market proven to improve fuel economy in two separate SAE J1321 (TMC RP-1102) Type II Fuel Consumption Tests.

Check out the new Counteract Premium Wheel Products available now.

Passenger Car Wheel Weights

Ascot Wheel Protector™ Coated Wheel Weights for alloy wheels have a special dry polymer coating that prevents the wheel from being stained by the weight. Designed to meet or exceed all OEM specifications to protect the finish from lead staining for the life of the vehicle. Coated weights have been original equipment on new cars since 1985. Use as a replacement on these vehicles. To avoid damage to the coating, a soft headed hammer should be used to install weights.

“MCS” SERIES - COATED WHEEL WEIGHTS

- “MC” is an economical alternative to OEM quality coated weights
- Coated weights should be used on all vehicles having alloy wheels



488-19100

APPLICATIONS - MC/MCS SERIES

FORD: All from 1985; **CHRYSLER:** All from 1990 to 1997; some models changed to LHS in 1998; **GM:** Increasingly used starting in 1988; as of 2000 only C5 Corvette remains AWS

NOTE: MCS = MCN = ALCMC

TUFFY NO.	MFG. NO.	WEIGHT
“MCS” COATED		
488-19025	MCS025	0.25 Oz.
488-19050	MCS050	0.50 Oz.
488-19075	MCS075	0.75 Oz.
488-19100	MCS100	1.00 Oz.
488-19125	MCS125	1.25 Oz.
488-19150	MCS150	1.50 Oz.
488-19175	MCS175	1.75 Oz.
488-19200	MCS200	2.00 Oz.
488-19225	MCS225	2.25 Oz.
488-19250	MCS250	2.50 Oz.
488-19275	MCS275	2.75 Oz.
488-19300	MCS300	3.00 Oz.
488-19325	MCS325	3.25 Oz.
488-19350	MCS350	3.50 Oz.
488-19375	MCS375	3.75 Oz.
488-19400	MCS400	4.00 Oz.
“MC” UNCOATED		
487-18025	MC25	0.25 Oz.
487-18050	MC50	0.50 Oz.
487-18075	MC75	0.75 Oz.
487-18100	MC100	1.00 Oz.
487-18125	MC125	1.25 Oz.
487-18150	MC150	1.50 Oz.
487-18175	MC175	1.75 Oz.
487-18200	MC200	2.00 Oz.
487-18225	MC225	2.25 Oz.
487-18250	MC250	2.50 Oz.
487-18275	MC275	2.75 Oz.
487-18300	MC300	3.00 Oz.

QUANTITY: “MCS” Coated: 25 per box;
“MC” Uncoated: 50 per box

“AWS” SERIES - COATED WHEEL WEIGHTS

- “AW” is an economical alternative to OEM quality coated weights
- Coated weights should be used on all vehicles having alloy wheels



488-17100

APPLICATIONS - AWS/AW SERIES

FORD: All up to 1984; **CHRYSLER:** All up to 1989; **GM:** All up to 1987; decreasingly used from 1988-2000

NOTE: AWS = AWN = ALC

TUFFY NO.	MFG. NO.	WEIGHT
“AWS” COATED		
488-17025	AWS25	0.25 Oz.
488-17050	AWS50	0.50 Oz.
488-17075	AWS75	0.75 Oz.
488-17100	AWS100	1.00 Oz.
488-17125	AWS125	1.25 Oz.
488-17150	AWS150	1.50 Oz.
488-17175	AWS175	1.75 Oz.
488-17200	AWS200	2.00 Oz.
488-17225	AWS225	2.25 Oz.
488-17250	AWS250	2.50 Oz.
488-17275	AWS275	2.75 Oz.
488-17300	AWS300	3.00 Oz.
“AW” UNCOATED		
487-16025	AW25	0.25 Oz.
487-16050	AW50	0.50 Oz.
487-16075	AW75	0.75 Oz.
487-16100	AW100	1.00 Oz.
487-16125	AW125	1.25 Oz.
487-16150	AW150	1.50 Oz.
487-16175	AW175	1.75 Oz.
487-16200	AW200	2.00 Oz.
487-16225	AW225	2.25 Oz.
487-16250	AW250	2.50 Oz.
487-16275	AW275	2.75 Oz.
487-16300	AW300	3.00 Oz.

QUANTITY: “AWS” Coated: 25 per box;
“AW” Uncoated: 50 per box



“FNS” SERIES - COATED WHEEL WEIGHTS

- Designed for the thicker flange alloy wheels now being used on many Japanese vehicles



488-23030

APPLICATIONS - FNS SERIES

TOYOTA: All since 1990; **LEXUS:** All since 1990; **HONDA:** All since 1989; **ACURA:** All since 1990; **NISSAN:** All since 1990; **INFINITI:** All since 1990; **ISUZU:** -All since 1997; **MAZDA:** All since 1990; **DAEWOO:** All since 1999

NOTE: FNS = FN = ALCFN

TUFFY NO.	MFG. NO.	WEIGHT
“FNS” COATED		
488-23005	FNS05	5 Grams
488-23010	FNS10	10 Grams
488-23015	FNS15	15 Grams
488-23020	FNS20	20 Grams
488-23025	FNS25	25 Grams
488-23030	FNS30	30 Grams
488-23035	FNS35	35 Grams
488-23040	FNS40	40 Grams
488-23045	FNS45	45 Grams
488-23050	FNS50	50 Grams
488-23055	FNS55	55 Grams
488-23060	FNS60	60 Grams
488-23065	FNS65	65 Grams
488-23070	FNS70	70 Grams
488-23075	FNS75	75 Grams
488-23080	FNS80	80 Grams

QUANTITY: 25 per box

WHEEL BALANCING // PASSENGER CAR WHEEL WEIGHTS



➔ Coated Alloy Wheel Weights

Passenger Car Wheel Weights (cont.)

“LHS” SERIES - COATED WHEEL WEIGHTS FOR DODGE/CHRYSLER

▪ **Weights are coated and specially contoured with unique clip design** ▪ For use with aluminum wheels



488-24100

APPLICATIONS - ENS SERIES

AUDI: All from 1997; **VW:** All from 1997; used on many aftermarket alloy wheels with thin rim flanges

NOTE: LHS = LH = ALCLH

TUFFY NO.	MFG. NO.	WEIGHT
“LHS” COATED		
488-24025	LHS025	.25 Oz.
488-24050	LHS050	.50 Oz.
488-24075	LHS075	.75 Oz.
488-24100	LHS100	1.00 Oz.
488-24125	LHS125	1.25 Oz.
488-24150	LHS150	1.50 Oz.
488-24175	LHS175	1.75 Oz.
488-24200	LHS200	2.00 Oz.
488-24225	LHS225	2.25 Oz.
488-24250	LHS250	2.50 Oz.
488-24275	LHS275	2.75 Oz.
488-24300	LHS300	3.00 Oz.

QUANTITY: 25 per box

“ENS” SERIES - COATED WHEEL WEIGHTS

▪ **Designed for VW & Audi alloy wheels 1997 and up**
 ▪ For vehicles manufactured prior to the 1989 model year



488-22030

APPLICATIONS - ENS SERIES

AUDI: All from 1997; **VW:** All from 1997; used on many aftermarket alloy wheels with thin rim flanges

NOTE: ENS = EN = ALCEN

TUFFY NO.	MFG. NO.	WEIGHT
“ENS” COATED		
488-22010	ENS10	10 Grams
488-22015	ENS15	15 Grams
488-22020	ENS20	20 Grams
488-22025	ENS25	25 Grams
488-22030	ENS30	30 Grams
488-22035	ENS35	35 Grams
488-22040	ENS40	40 Grams
488-22045	ENS45	45 Grams
488-22050	ENS50	50 Grams
488-22055	ENS55	55 Grams
488-22060	ENS60	60 Grams

QUANTITY: 25 per box

“IAWS” SERIES - COATED WHEEL WEIGHTS

▪ **Used on many import car alloy wheels** ▪ Replaces the two piece alloy wheel weights commonly found on vehicles manufactured in Europe



488-20030

APPLICATIONS - IAWS SERIES

AUDI: Up To 1996; **VW:** Up To 1996; **BMW, CATERA, GEO HYUNDAI, JAGUAR, KIA, MITSUBISHI, SUBARU, SUZUKI, VOLVO**

NOTE: IAWS = IAW = ALCIW

TUFFY NO.	MFG. NO.	WEIGHT
“IAWS” COATED		
488-20005	IAWS5	5 Grams
488-20010	IAWS10	10 Grams
488-20015	IAWS15	15 Grams
488-20020	IAWS20	20 Grams
488-20025	IAWS25	25 Grams
488-20030	IAWS30	30 Grams
488-20035	IAWS35	35 Grams
488-20040	IAWS40	40 Grams
488-20045	IAWS45	45 Grams
488-20050	IAWS50	50 Grams
488-20055	IAWS55	55 Grams
488-20060	IAWS60	60 Grams

TUFFY NO.	MFG. NO.	WEIGHT
“IAWS” UNCOATED		
487-21005	IAWU005	5 Grams
487-21010	IAWU010	10 Grams
487-21015	IAWU015	15 Grams
487-21020	IAWU020	20 Grams
487-21025	IAWU025	25 Grams
487-21030	IAWU030	30 Grams
487-21035	IAWU035	35 Grams
487-21040	IAWU040	40 Grams
487-21045	IAWU045	45 Grams
487-21050	IAWU050	50 Grams
487-21055	IAWU055	55 Grams
487-21060	IAWU060	60 Grams

QUANTITY: 25 per box

MERCEDES-BENZ 2-PIECE WHEEL WEIGHTS

▪ **Coated wheel weights for Mercedes-Benz alloy wheels** ▪ 10-60 grams
 ▪ **QUANTITY:** 25 per box



488-45025

TUFFY NO.	MFG. NO.	WEIGHT
“MBN” COATED		
488-45010	MBN 100	10 Grams
488-45015	MBN 150	15 Grams
488-45020	MBN 200	20 Grams
488-45025	MBN 250	25 Grams
488-45030	MBN 300	30 Grams
488-45035	MBN 350	35 Grams
488-45040	MBN 400	40 Grams
488-45045	MBN 450	45 Grams
488-45050	MBN 500	50 Grams
488-45055	MBN 550	55 Grams
488-45060	MBN 600	60 Grams

QUANTITY: 25 per box

MERCEDES-BENZ WHEEL WEIGHT TOOL



TUFFY NO.	MFG. NO.	DESCRIPTION
486-10500	6410500	Clip Tool For “MBN” Series Weights
486-14604	6414604	“MBN” Series Tire Compressor

WHEEL BALANCING // PASSENGER CAR WHEEL WEIGHTS

Contact us for a current year wheel weight application guide!




➔ Coated Alloy and Steel Wheel Weights

“BMN” SERIES - COATED WHEEL WEIGHTS

- Designed to meet or exceed all OEM specifications
- Feature a highly resistant polyester coating which completely encapsulates the weight, assuring the protection of the wheel from lead staining



488-46010



TUFFY NO.	MFG. NO.	WEIGHT
“BMN” COATED		
488-46010	BMN 10	10 Grams
488-46015	BMN 15	15 Grams
488-46020	BMN 20	20 Grams
488-46025	BMN 25	25 Grams
488-46030	BMN 30	30 Grams
488-46035	BMN 35	35 Grams
488-46040	BMN 40	40 Grams
488-46045	BMN 45	45 Grams
488-46050	BMN 50	50 Grams
488-46055	BMN 55	55 Grams
488-46060	BMN 60	60 Grams

QUANTITY: 25 per box



WHEEL WEIGHTS FOR PASSENGER CAR STEEL WHEELS

- “P” Series: For use on all passenger car rims with 13”-15” steel wheels
- “P” series replaces the two piece (steel wheel) design commonly found on vehicles manufactured in Europe
- Designed with “dovetail” clip to insure double retention of the clip to the wheel
- Clips are plated and batch salt spray tested to assure compliance to demanding OEM specifications
- Use rim gauge number RGP1 to verify correct application
- Available in coated & uncoated



487-12100

NOTE: P=N - Passenger Weights Now Available in Nylon Coating. Call for Details

TUFFY NO.	MFG. NO.	WEIGHT	QTY./BOX
STEEL			
487-12025	N25	0.25 Oz.	50
487-12050	N50	0.50 Oz.	50
487-12075	N75	0.75 Oz.	50
487-12100	N100	1.00 Oz.	50
487-12125	N125	1.25 Oz.	50
487-12150	N150	1.50 Oz.	50
487-12175	N175	1.75 Oz.	50
487-12200	N200	2.00 Oz.	50
487-12225	N225	2.25 Oz.	50
487-12250	N250	2.50 Oz.	50
487-12275	N275	2.75 Oz.	50
487-12300	N300	3.00 Oz.	50
487-12325	N325	3.25 Oz.	25
487-12350	N350	3.50 Oz.	25
487-12375	N375	3.75 Oz.	25
487-12400	N400	4.00 Oz.	25
487-12450	N450	4.50 Oz.	25
487-12500	N500	5.00 Oz.	25
487-12550	N550	5.50 Oz.	25
487-12600	N600	6.00 Oz.	25

QUANTITY: 25 per box

WHEEL BALANCING // PASSENGER CAR WHEEL WEIGHTS



 The Importance of Wheel Balancing

Why Balance?

Balancing is an important part of your tire service. Whether you are getting new tires, or having your tires rotated, you should get a rebalance each time your wheel comes off of your vehicle. The main reasons for balancing are **comfort** and **tire wear**.



COMFORT

Vehicles are being made lighter and lighter. The heavier cars of yesterday actually helped smooth out the ride by dampening many vibrations before the driver could feel them. The softer suspensions also had the same effect. Another factor is tire technology. Generally, more responsive tires with lower profiles (which send more road feedback to the driver) are being used in today's market. As a result, the slightest imbalance can be felt in most vehicles. For those of you who have larger tires and wheels, balancing is even more critical.

TIRE WEAR

Over the miles you drive, turning, hitting bumps and holes, and driving down uneven road surfaces have led to uneven tread wear on your tires. Perhaps a pothole has knocked-out your vehicle's alignment which creates uneven tire wear. Besides rotating the tires and getting an alignment to set things right, you should also rebalance the tires. Even if you can't feel vibrations, they are present. The uneven tread wear has created an imbalance that generates excessive heat and wear on your tires. Considering the hundreds of dollars you spent on your tires, a rebalance will extend the life of your tires.



WHEEL WEIGHTS: AN OVERVIEW

Wheel weights have historically been made of lead. Over the last decade, there has been pressure put on the tire industry to use wheel weights made from materials other than lead. Two materials with very different characteristics have become the most popular alternatives to lead; steel and zinc.

- **LEAD** has historically been used to manufacture wheel weights because it has distinct characteristics. Lead is very dense, soft, and relatively inexpensive. It is also simple and inexpensive to manufacture using a mold because of its low melting point, and viscosity while in a molten state. Concerns over the dangers of lead have caused some states to ban the use of lead wheel weights. The EPA has already accepted a petition to ban the use of lead wheel weights in the United States, but they have yet to announce a time table or their actual rules.
- **LEAD-FREE** weights are more rigid and less dense than the lead weights we are used to. This results in the necessity more than ever to use the proper application at all times rather than only one or two styles. Please ask your representative for a rim gauge or application chart.
- **STEEL** has become the replacement material of choice for almost all of the OEM's and national tire retailers. Steel has proven itself to be non-toxic, 100% recyclable, and the most prevalent material in the automotive industry.
- **ZINC** has also become a viable replacement to lead wheel weights. A zinc wheel weight is manufactured in a similar process to lead weights. Although a zinc weight has an appearance similar to that of lead, it is important to use the entire range of series for successful balancing.

There are also new emerging technologies such as PlaSteel which combine the benefits of both lead-free alternatives to provide a more user friendly alternative to lead.

Passenger Car Wheel Weights (cont.)

MC/ALCMC TYPE

APPLICATIONS - MC/ALCMC SERIES

FORD: All from 1985; **CHRYSLER:** All from 1990 to 1997; some models changed to LHS in 1998; **GM:** Increasingly used starting in 1988; as of 2000 only C5 Corvette remains AWS



TUFFY NO.	PLOMBCO MCZS SERIES NO.	PERFECT MCZ SERIES NO.	WEIGHT
MC/ALCMC: ZINC			
488-28025	MCZS-0.25	MC025Z	.25 Oz.
488-28050	MCZS-0.50	MC050Z	.50 Oz.
488-28075	MCZS-0.75	MC075Z	.75 Oz.
488-28100	MCZS-1.00	MC100Z	1.00 Oz.
488-28125	MCZS-1.25	MC125Z	1.25 Oz.
488-28150	MCZS-1.50	MC150Z	1.50 Oz.
488-28175	MCZS-1.75	MC175Z	1.75 Oz.
488-28200	MCZS-2.00	MC200Z	2.00 Oz.
488-28225	MCZS-2.25	MC225Z	2.25 Oz.
488-28250	MCZS-2.50	MC250Z	2.50 Oz.
488-28275	MCZS-2.75	MC275Z	2.75 Oz.
488-28300	MCZS-3.00	MC300Z	3.00 Oz.

QUANTITY: 25 per box

AW/ALC TYPE


APPLICATIONS - AW/ALC SERIES

FORD: All up to 1984; **CHRYSLER:** All up to 1989; **GM:** All up to 1987; decreasingly used from 1988-2000




TUFFY NO.	PLOMBCO AWZS SERIES NO.	PERFECT AWZ SERIES NO.	WEIGHT
AW/ALC: ZINC			
488-78025	AWZS-0.25	AW025Z	.25 Oz.
488-78050	AWZS-0.50	AW050Z	.50 Oz.
488-78075	AWZS-0.75	AW075Z	.75 Oz.
488-78100	AWZS-1.00	AW100Z	1.00 Oz.
488-78125	AWZS-1.25	AW125Z	1.25 Oz.
488-78150	AWZS-1.50	AW150Z	1.50 Oz.
488-78175	AWZS-1.75	AW175Z	1.75 Oz.
488-78200	AWZS-2.00	AW200Z	2.00 Oz.
488-78225	AWZS-2.25	AW225Z	2.25 Oz.
488-78250	AWZS-2.50	AW250Z	2.50 Oz.
488-78275	AWZS-2.75	AW275Z	2.75 Oz.
488-78300	AWZS-3.00	AW300Z	3.00 Oz.

QUANTITY: 25 per box



TUFFY NO.	PERFECT MCST SERIES NO.	BADA MCFE SERIES NO.	ASCOT NO. (FOR PLOMBCO PLASTEEL SERIES)	PLOMBCO PLASTEEL SERIES NO.	WEIGHT
MC/ALCMC: STEEL					
488-29025	MC025ST	MCFE025	488-56025	MCPS-0.25	.25 Oz.
488-29050	MC050ST	MCFE050	488-56050	MCPS-0.50	.50 Oz.
488-29075	MC075ST	MCFE075	488-56075	MCPS-0.75	.75 Oz.
488-29100	MC100ST	MCFE100	488-56100	MCPS-1.00	1.00 Oz.
488-29125	MC125ST	MCFE125	488-56125	MCPS-1.25	1.25 Oz.
488-29150	MC150ST	MCFE150	488-56150	MCPS-1.50	1.50 Oz.
488-29175	MC175ST	MCFE175	488-56175	MCPS-1.75	1.75 Oz.
488-29200	MC200ST	MCFE200	488-56200	MCPS-2.00	2.00 Oz.
488-29225	MC225ST	MCFE225	488-56225	MCPS-2.25	2.25 Oz.
488-29250	MC250ST	MCFE250	488-56250	MCPS-2.50	2.50 Oz.
488-29275	MC275ST	MCFE275	488-56275	MCPS-2.75	2.75 Oz.
488-29300	MC300ST	MCFE300	488-56300	MCPS-3.00	3.00 Oz.

QUANTITY: 25 per box



TUFFY NO.	PERFECT AWST SERIES NO.	BADA ALFE SERIES NO.	ASCOT NO. (FOR PLOMBCO PLASTEEL SERIES)	PLOMBCO PLASTEEL SERIES NO.	WEIGHT
AW/ALC: STEEL					
488-77025	AW025S	ALFE025	488-51025	AWPS-0.25	.25 Oz.
488-77050	AW050ST	ALFE050	488-51050	AWPS-0.50	.50 oz.
488-77075	AW075ST	ALFE075	488-51075	AWPS-0.75	.75 Oz.
488-77100	AW100ST	ALFE100	488-51100	AWPS-1.00	1.00 Oz.
488-77125	AW125ST	ALFE125	488-51125	AWPS-1.25	1.25 Oz.
488-77150	AW150ST	ALFE150	488-51150	AWPS-1.50	1.50 Oz.
488-77175	AW175ST	ALFE175	488-51175	AWPS-1.75	1.75 Oz.
488-77200	AW200ST	ALFE200	488-51200	AWPS-2.00	2.00 Oz.
488-77225	AW225ST	ALFE225	488-51225	AWPS-2.25	2.25 Oz.
488-77250	AW250ST	ALFE250	488-51250	AWPS-2.50	2.50 Oz.
488-77275	AW275ST	ALFE275	488-51275	AWPS-2.75	2.75 Oz.
488-77300	AW300ST	ALFE300	488-51300	AWPS-3.00	3.00 Oz.

QUANTITY: 25 per box

WHEEL BALANCING // PASSENGER CAR WHEEL WEIGHTS



➔ Zinc and Steel Wheel Weights

Passenger Car Wheel Weights (cont.)

FN/ALCFN TYPE


APPLICATIONS - FN/ALCFN SERIES

TOYOTA: All since 1990; **LEXUS:** All since 1990; **HONDA:** All since 1989; **ACURA:** All since 1990; **NISSAN:** All since 1990; **INFINITI:** All since 1990; **ISUZU:** All since 1997; **MAZDA:** All since 1990; **DAEWOO:** All since 1999



TUFFY NO.	PLOMBCO FNZS SERIES NO.	PERFECT FNZ SERIES NO.	WEIGHT
FN/ALCFN: ZINC			
488-34005	FNZS-05	FN005Z	5 Grams
488-34010	FNZS-10	FN010Z	10 Grams
488-34015	FNZS-15	FN015Z	15 Grams
488-34020	FNZS-20	FN020Z	20 Grams
488-34025	FNZS-25	FN025Z	25 Grams
488-34030	FNZS-30	FN030Z	30 Grams
488-34035	FNZS-35	FN035Z	35 Grams
488-34040	FNZS-40	FN040Z	40 Grams
488-34045	FNZS-45	FN045Z	45 Grams
488-34050	FNZS-50	FN050Z	50 Grams
488-34055	FNZS-55	FN055Z	55 Grams
488-34060	FNZS-60	FN060Z	60 Grams

QUANTITY: 25 per box



TUFFY NO.	PERFECT FNFE SERIES NO.	BADA FNFE SERIES NO.	ASCOT NO. (FOR PLOMBCO PLASTEEL SERIES)	PLOMBCO PLASTEEL SERIES NO.	WEIGHT
FN/ALCFN: STEEL					
488-33005	FN005ST	-	488-53005	FNPS-05	5 Grams
488-33010	FN010ST	FNFE10	488-53010	FNPS-10	10 Grams
488-33015	FN015ST	FNFE15	488-53015	FNPS-15	15 Grams
488-33020	FN020ST	FNFE20	488-53020	FNPS-20	20 Grams
488-33025	FN025ST	FNFE25	488-53025	FNPS-25	25 Grams
488-33030	FN030ST	FNFE30	488-53030	FNPS-30	30 Grams
488-33035	FN035ST	FNFE35	488-53035	FNPS-35	35 Grams
488-33040	FN040ST	FNFE40	488-53040	FNPS-40	40 Grams
488-33045	FN045ST	FNFE45	488-53045	FNPS-45	45 Grams
488-33050	FN050ST	FNFE50	488-53050	FNPS-50	50 Grams
488-33055	FN055ST	FNFE55	488-53055	FNPS-55	55 Grams
488-33060	FN060ST	FNFE60	488-53060	FNPS-60	60 Grams

QUANTITY: 25 per box

EN/ALCEN TYPE


APPLICATIONS - EN/ALCEN SERIES

AUDI: All from 1997; **VW:** All from 1997; Used on many aftermarket alloy wheels with thin rim flanges



TUFFY NO.	PLOMBCO ENZS SERIES NO.	PERFECT ENZ SERIES NO.	WEIGHT
EN/ALCEN: ZINC			
488-42005	ENZS-05	-	5 Grams
488-42010	ENZS-10	EN010Z	10 Grams
488-42015	ENZS-15	EN015Z	15 Grams
488-42020	ENZS-20	EN020Z	20 Grams
488-42025	ENZS-25	EN025Z	25 Grams
488-42030	ENZS-30	EN030Z	30 Grams
488-42035	ENZS-35	EN035Z	35 Grams
488-42040	ENZS-40	EN040Z	40 Grams
488-42045	ENZS-45	EN045Z	45 Grams
488-42050	ENZS-50	EN050Z	50 Grams
488-42055	ENZS-55	EN055Z	55 Grams
488-42060	ENZS-60	EN060Z	60 Grams

QUANTITY: 25 per box



TUFFY NO.	PERFECT ENST SERIES NO.	BADA ENFE SERIES NO.	ASCOT NO. (FOR PLOMBCO PLASTEEL SERIES)	PLOMBCO PLASTEEL SERIES NO.	WEIGHT
EN/ALCEN: STEEL					
488-32005	-	-	488-52005	ENPS-05	5 Grams
488-32010	EN010ST	ENFE10	488-52010	ENPS-10	10 Grams
488-32015	EN015ST	ENFE15	488-52015	ENPS-15	15 Grams
488-32020	EN020ST	ENFE20	488-52020	ENPS-20	20 Grams
488-32025	EN025ST	ENFE25	488-52025	ENPS-25	25 Grams
488-32030	EN030ST	ENFE30	488-52030	ENPS-30	30 Grams
488-32035	EN035ST	ENFE35	488-52035	ENPS-35	35 Grams
488-32040	EN040ST	ENFE40	488-52040	ENPS-40	40 Grams
488-32045	EN045ST	ENFE45	488-52045	ENPS-45	45 Grams
488-32050	EN050ST	ENFE50	488-52050	ENPS-50	50 Grams
488-32055	EN055ST	ENFE55	488-52055	ENPS-55	55 Grams
488-32060	EN060ST	ENFE60	488-52060	ENPS-60	60 Grams

QUANTITY: 25 per box

WHEEL BALANCING // PASSENGER CAR WHEEL WEIGHTS



➔ Zinc and Steel Wheel Weights

IAW/ALCIW TYPE


APPLICATIONS - IAW/ALCIW SERIES

AUDI: Up to 1996; **VW:** Up to 1996; **BMW, CATERA GEO, HYUNDAI, JAGUAR, KIA, MITSUBISHI, SUBARU, SUZUKI, VOLVO**



TUFFY NO.	PLOMBCO IAWZS SERIES NO.	PERFECT IAWZ SERIES NO.	WEIGHT
IAW/ALCIW: ZINC			
488-27005	IAWZS-05	IAW005Z	5 Grams
488-27010	IAWZS-10	IAW010Z	10 Grams
488-27015	IAWZS-15	IAW015Z	15 Grams
488-27020	IAWZS-20	IAW020Z	20 Grams
488-27025	IAWZS-25	IAW025Z	25 Grams
488-27030	IAWZS-30	IAW030Z	30 Grams
488-27035	IAWZS-35	IAW035Z	35 Grams
488-27040	IAWZS-40	IAW040Z	40 Grams
488-27045	IAWZS-45	IAW045Z	45 Grams
488-27050	IAWZS-50	IAW050Z	50 Grams
488-27055	IAWZS-55	IAW055Z	55 Grams
488-27060	IAWZS-60	IAW060Z	60 Grams

QUANTITY: 25 per box




TUFFY NO.	PERFECT IAWST SERIES NO.	BADA IWFE SERIES NO.	ASCOT NO. (FOR PLOMBCO PLASTEEL SERIES)	PLOMBCO PLASTEEL SERIES NO.	WEIGHT
IAW/ALCIW: STEEL					
488-26005	-	-	488-54005	IAWPS-05	5 Grams
488-26010	IAW010ST	IWFE10	488-54010	IAWPS-10	10 Grams
488-26015	IAW015ST	IWFE15	488-54015	IAWPS-15	15 Grams
488-26020	IAW020ST	IWFE20	488-54020	IAWPS-20	20 Grams
488-26025	IAW025ST	IWFE25	488-54025	IAWPS-25	25 Grams
488-26030	IAW030ST	IWFE30	488-54030	IAWPS-30	30 Grams
488-26035	IAW035ST	IWFE35	488-54035	IAWPS-35	35 Grams
488-26040	IAW040ST	IWFE40	488-54040	IAWPS-40	40 Grams
488-26045	IAW045ST	IWFE45	488-54045	IAWPS-45	45 Grams
488-26050	IAW050ST	IWFE50	488-54050	IAWPS-50	50 Grams
488-26055	IAW055ST	IWFE55	488-54055	IAWPS-55	55 Grams
488-26060	IAW060ST	IWFE60	488-54060	IAWPS-60	60 Grams

QUANTITY: 25 per box

T/TTC TYPE


APPLICATIONS - T/TTC SERIES

CHEVROLET: Full Size Pick Up, Suburban, Yukon, Tahoe from 2000; **FORD:** Expedition from 1997, F-100, F-150 from 1997; **LINCOLN:** Lincoln Navigator with alloy & steel wheels from 1998



TUFFY NO.	PERFECT TZ SERIES NO.	WEIGHT
T/TTC: ZINC		
488-79025	T025Z	.25 Oz.
488-79050	T050Z	.50 Oz.
488-79075	T075Z	.75 Oz.
488-79100	T100Z	1.00 Oz.
488-79125	T125Z	1.25 Oz.
488-79150	T150Z	1.50 Oz.
488-79175	T175Z	1.75 Oz.
488-79200	T200Z	2.00 Oz.
488-79225	T225Z	2.25 Oz.
488-79250	T250Z	2.50 Oz.
488-79275	T275Z	2.75 Oz.
488-79300	T300Z	3.00 Oz.

QUANTITY: 25 per box



TUFFY NO.	PERFECT TST SERIES NO.	BADA TFE SERIES NO.	ASCOT NO. (FOR PLOMBCO PLASTEEL SERIES)	PLOMBCO PLASTEEL SERIES NO.	WEIGHT
T/TTC: STEEL					
489-19025	T025ST	TFE025	488-57025	TPS-0.25	.25 Oz.
489-19050	T050ST	TFE050	488-57050	TPS-0.50	.50 Oz.
489-19075	T075ST	TFE075	488-57075	TPS-0.75	.75 Oz.
489-19100	T100ST	TFE100	488-57100	TPS-1.00	1.00 Oz.
489-19125	T125ST	TFE125	488-57125	TPS-1.25	1.25 Oz.
489-19150	T150ST	TFE150	488-57150	TPS-1.50	1.50 Oz.
489-19175	T175ST	TFE175	488-57175	TPS-1.75	1.75 Oz.
489-19200	T200ST	TFE200	488-57200	TPS-2.00	2.00 Oz.
489-19225	T225ST	TFE225	488-57225	TPS-2.25	2.25 Oz.
489-19250	T250ST	TFE250	488-57250	TPS-2.50	2.50 Oz.
489-19275	T275ST	TFE275	488-57275	TPS-2.75	2.75 Oz.
489-19300	T300ST	TFE300	488-57300	TPS-3.00	3.00 Oz.

QUANTITY: 25 per box

WHEEL BALANCING // PASSENGER CAR WHEEL WEIGHTS



➔ Zinc and Steel Wheel Weights

Passenger Car Wheel Weights (cont.)

P/T TYPE

APPLICATIONS - P/T SERIES

STANDARD PASSENGER CAR with 13" to 15" steel wheels



TUFFY NO. (FOR PLOMBCO REGZ SERIES)	PLOMBCO REGZ SERIES NO.	ASCOT NO. (FOR COATED PERFECT PZ SERIES)	COATED PERFECT PZ SERIES NO.	ASCOT NO. (FOR UNCOATED PERFECT PZU SERIES)	UNCOATED PERFECT PZU SERIES NO.	WGT.
P/T: ZINC						
488-14025	REGZ-0.25	488-15025	P025Z	487-25025	P025ZU	.25 Oz.
488-14050	REGZ-0.50	488-15050	P050Z	487-25050	P050ZU	.50 Oz.
488-14075	REGZ-0.75	488-15075	P075Z	487-25075	P075ZU	.75 Oz.
488-14100	REGZ-1.00	488-15100	P100Z	487-25100	P100ZU	1.00 Oz.
488-14125	REGZ-1.25	488-15125	P125Z	487-25125	P125ZU	1.25 Oz.
488-14150	REGZ-1.50	488-15150	P150Z	487-25150	P150ZU	1.50 Oz.
488-14175	REGZ-1.75	488-15175	P175Z	487-25175	P175ZU	1.75 Oz.
488-14200	REGZ-2.00	488-15200	P200Z	487-25200	P200ZU	2.00 Oz.
488-14225	REGZ-2.25	488-15225	P225Z	487-25225	P225ZU	2.25 Oz.
488-14250	REGZ-2.50	488-15250	P250Z	487-25250	P250ZU	2.50 Oz.
488-14275	REGZ-2.75	488-15275	P275Z	487-25275	P275ZU	2.75 Oz.
488-14300	REGZ-3.00	488-15300	P300Z	487-25300	P300ZU	3.00 Oz.

QUANTITY: 25 per box



TUFFY NO.	PERFECT PST SERIES NO.	BADA PFE SERIES NO.	WEIGHT
P/T: STEEL			
488-13025	P025ST	PFE025	5 Grams
488-13050	P050ST	PFE050	10 Grams
488-13075	P075ST	PFE075	15 Grams
488-13100	P100ST	PFE100	20 Grams
488-13125	P125ST	PFE125	25 Grams
488-13150	P150ST	PFE150	30 Grams
488-13175	P175ST	PFE175	35 Grams
488-13200	P200ST	PFE200	40 Grams
488-13225	P225ST	PFE225	45 Grams
488-13250	P250ST	PFE250	50 Grams
488-13275	P275ST	PFE275	55 Grams
488-13300	P300ST	PFE300	60 Grams
488-13325	-	PFE325	-
488-13350	-	PFE350	-

QUANTITY: 25 per box

LH/ALCLH TYPE


APPLICATIONS - LH/ALCLH SERIES

CHRYSLER: Used on LH platform (Intrepid, Concorde, LHS, 300M) and all Mini Van models since 1998. Also used on 2000 Neon, 2001 PT Cruiser and 2001 Sebring & Stratus sedans and convertibles



TUFFY NO.	PLOMBCO LHZS SERIES NO.	PERFECT LHZ SERIES NO.	WEIGHT
LH/ALCLH: ZINC			
488-74025	LHZZ-0.25	LH025Z	.25 Oz.
488-74050	LHZZ-0.50	LH050Z	.50 Oz.
488-74075	LHZZ-0.75	LH075Z	.75 Oz.
488-74100	LHZZ-1.00	LH100Z	1.00 Oz.
488-74125	LHZZ-1.25	LH125Z	1.25 Oz.
488-74150	LHZZ-1.50	LH150Z	1.50 Oz.
488-74175	LHZZ-1.75	LH175Z	1.75 Oz.
488-74200	LHZZ-2.00	LH200Z	2.00 Oz.
488-74225	LHZZ-2.25	LH225Z	2.25 Oz.
488-74250	LHZZ-2.50	LH250Z	2.50 Oz.
488-74275	LHZZ-2.75	LH275Z	2.75 Oz.
488-74300	LHZZ-3.00	LH300Z	3.00 Oz.

QUANTITY: 25 per box



TUFFY NO.	PLOMBCO LHFE SERIES NO.	PERFECT LHST SERIES NO.	BADA LHFE SERIES NO.	WEIGHT
LH/ALCLH: STEEL				
488-64025	LHFe-0.25	LH025ST	LHFE025	.25 Oz.
488-64050	LHFe-0.50	LH050ST	LHFE050	.50 Oz.
488-64075	LHFe-0.75	LH075ST	LHFE075	.75 Oz.
488-64100	LHFe-1.00	LH100ST	LHFE100	1.00 Oz.
488-64125	LHFe-1.25	LH125ST	LHFE125	1.25 Oz.
488-64150	LHFe-1.50	LH150ST	LHFE150	1.50 Oz.
488-64175	LHFe-1.75	LH175ST	LHFE175	1.75 Oz.
488-64200	LHFe-2.00	LH200ST	LHFE200	2.00 Oz.
488-64225	LHFe-2.25	LH225ST	LHFE225	2.25 Oz.
488-64250	LHFe-2.50	LH250ST	LHFE250	2.50 Oz.
488-64275	LHFe-2.75	LH275ST	LHFE275	2.75 Oz.
488-64300	LHFe-3.00	LH300ST	LHFE300	3.00 Oz.

QUANTITY: 25 per box

WHEEL BALANCING // PASSENGER CAR WHEEL WEIGHTS



Truck Wheel Weights

"LT1" SERIES - WHEEL WEIGHTS

▪ For light trucks, 3/4 & 1 ton vehicles with either tube or tubeless rims where such rims are too thick for "P" series weights ▪ For use on heavier trucks with thin rim flanges ▪ Use "P" series weights on 1/2 ton vehicles ▪ Use rim gauge RG2 to verify correct application

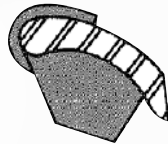
NOTE: LT1 = BTS

TUFFY NO.	MFG. NO.	WEIGHT
"LT1" SERIES		
489-05005	LT1 50	0.5 oz.
489-05010	LT1 100	1.0 oz.
489-05015	LT1 150	1.5 oz.
489-05020	LT1 200	2.0 oz.
489-05025	LT1 250	2.5 oz.
489-05030	LT1 300	3.0 oz.
489-05035	LT1 350	3.5 oz.
489-05040	LT1 400	4.0 oz.
489-05045	LT1 450	4.5 oz.
489-05050	LT1 500	5.0 oz.
489-05060	LT1 600	6.0 oz.

QUANTITY: 25 per box



489-05020



"LT2" SERIES - WHEEL WEIGHTS

▪ Used on Budd duo 16 x 5.50 split side ring (use LT1 series on rim base) ▪ Used on light duty trucks and RVs with rims too thick for LT1 series ▪ Use rim gauge RG2 to verify correct application

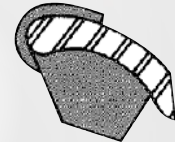
NOTE: LT2 = BTST

TUFFY NO.	MFG. NO.	WEIGHT
"LT2" SERIES		
489-06010	LT2 100	1.0 Oz.
489-06020	LT2 200	2.0 Oz.
489-06030	LT2 300	3.0 Oz.
489-06040	LT2 400	4.0 Oz.
489-06050	LT2 500	5.0 Oz.
489-06060	LT2 600	6.0 Oz.

QUANTITY: 25 per box



489-06030



"RC" SERIES - WHEEL WEIGHTS

▪ Used on heavy duty trucks with Firestone or Accuride, Radial Commander rims ▪ Can be used with new strip steel rims with curved edges ▪ Use rim gauge RG2 to verify correct application

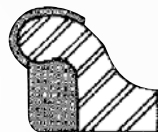
NOTE: RC = BTRC

TUFFY NO.	MFG. NO.	WEIGHT
"RC" SERIES		
489-09020	RC 020	2.0 Oz.
489-09030	RC 030	3.0 Oz.
489-09040	RC 040	4.0 Oz.
489-09060	RC 060	6.0 Oz.
489-09080	RC 080	8.0 Oz.
489-09100	RC 100	10.0 Oz.
489-09120	RC 120	12.0 Oz.

QUANTITY: 25 pieces per box except 10 and 12 Oz. are 20 per box



489-09040



"CT" SERIES - WHEEL WEIGHTS

▪ Used on heavy duty trucks with Firestone or Accuride, Budd or Goodyear tubeless rims (except steel rims with curved edges) ▪ Primarily used on rim widths of 6.75", 7.50" and 8.25"

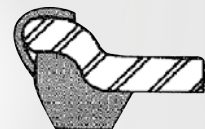
NOTE: CT = BTLT

TUFFY NO.	MFG. NO.	WEIGHT
"CT" SERIES		
489-02020	CT 200	2.0 oz.
489-02030	CT 300	3.0 oz.
489-02040	CT 400	4.0 oz.
489-02060	CT 600	6.0 oz.
489-02080	CT 800	8.0 oz.
489-02100	CT 1000	10.0 oz.
489-02120	CT 1200	12.0 oz.
489-02140	CT 1400	14.0 oz.
489-02160	CT 1600	16.0 oz.

QUANTITY: 25 per box



489-02060



WHEEL BALANCING // TRUCK WHEEL WEIGHTS



➔ Lead Wheel Weights

Truck Wheel Weights (cont.)

"19" SERIES - WHEEL WEIGHTS

▪ **Thin style weight used on heavy duty trucks where there may be interference with steering parts** ▪ For use on rims too thick for "17" series weights ▪ Basic rim sizes 7.50 and 8 ▪ Use rim gauge RG2 to verify correct application

TUFFY NO.	MFG. NO.	WEIGHT
"19" SERIES		
489-04020	19-020	2.0 Oz.
489-04030	19-030	3.0 Oz.
489-04040	19-040	4.0 Oz.
489-04060	19-060	6.0 Oz.
489-04080	19-080	8.0 Oz.
489-04100	19-100	10.0 Oz.
489-04120	19-120	12.0 Oz.

QUANTITY: 25 pieces per box except 10 Oz. and 12 Oz.; 20 per box



489-04020



"17" SERIES - WHEEL WEIGHTS

▪ **Most popular weight for the medium duty truck** ▪ Used on most trucks with tube type tires

NOTE: 17 = BTLM + E

TUFFY NO.	MFG. NO.	WEIGHT
"17" SERIES		
489-55010	17100	1.0 Oz.
489-55020	17200	2.0 Oz.
489-55030	17300	3.0 Oz.
489-55040	17400	4.0 Oz.
489-55050	17500	5.0 Oz.
489-55060	17600	6.0 Oz.
489-55080	17800	8.0 Oz.
489-55100	171000	10.0 Oz.
489-55120	171200	12.0 Oz.
489-55140	171400	14.0 Oz.
489-55160	171600	16.0 Oz.

QUANTITY: 25 pieces per box except 10 & 12 Oz.; 20/box & 14 & 16 Oz.; 10/box



489-55040



"TS" SERIES - WHEEL WEIGHTS FOR LIGHT TRUCK ALLOY WHEELS

▪ **All 1997 and newer Ford trucks with alloy and steel wheels use the "TS" series wheel weight** ▪ For use on many domestic trucks with decorative steel wheels, Ford truck new alloy wheels ▪ Weights fit new domestic full size trucks equipped with wheels using thicker flanges and chrome or powder coatings ▪ Weights larger and use different clip configurations

APPLICATIONS - TS SERIES

CHEVROLET: Full Size Pick Up, Suburban, Yukon, Tahoe from 2000; **FORD:** Expedition from 1997, F-100, F-150 from 1997; **LINCOLN:** Lincoln Navigator with alloy & steel wheels from 1998

TUFFY NO.	MFG. NO.	WEIGHT
"TS" SERIES		
489-08025	TS 25	0.25 Oz.
489-08050	TS 50	0.50 Oz.
489-08075	TS 75	0.75 Oz.
489-08100	TS 100	1.00 Oz.
489-08125	TS 125	1.25 Oz.
489-08150	TS 150	1.50 Oz.
489-08175	TS 175	1.75 Oz.
489-08200	TS 200	2.0 Oz.
489-08225	TS 225	2.25 Oz.
489-08250	TS 250	2.50 Oz.
489-08275	TS 275	2.75 Oz.
489-08300	TS 300	3.0 Oz.
489-08325	TS 325	3.25 Oz.
489-08350	TS 350	3.50 Oz.
489-08375	TS 375	3.75 Oz.
489-08400	TS 400	4.0 Oz.
489-08425	TS 425	4.25 Oz.
489-08450	TS 450	4.50 Oz.
489-08475	TS 475	4.75 Oz.
489-08500	TS 500	5.0 Oz.

QUANTITY: 25 per box



489-08100

"TAL" SERIES - WHEEL PROTECTORS® WEIGHTS

▪ **Special weight for all Alcoa and Accuride (from 1983) aluminum tubeless heavy truck wheels; fits both sides of the wheel** ▪ Replace the "OS-TAL" and "DS-TAL" series ▪ Use rim gauge RG2 to verify correct application (either OS-TAL or DS-TAL slot) ▪ Recommend coated weights on all vehicles having alloy wheels

NOTE: TAL = BTCAL

TUFFY NO.	MFG. NO.	WEIGHT
"TAL" SERIES		
489-10020	TALS-2.00	2.0 Oz.
489-10030	TALS-3.00	3.0 Oz.
489-10040	TALS-4.00	4.0 Oz.
489-10060	TALS-6.00	6.0 Oz.
489-10080	TALS-8.00	8.0 Oz.

QUANTITY: 25 per box



489-10030

WHEEL BALANCING // TRUCK WHEEL WEIGHTS





plombco

YOUR SOURCE FOR WHEEL WEIGHTS

PLASTEEL® – ZINC – LEAD – STEEL

CLIP-ON – ADHESIVE



THE MAKER OF

plasteel
PREMIUM WHEEL WEIGHTS



STICKPRO™
ADHESIVE WHEEL WEIGHTS



➔ Zinc Wheel Weights

Truck Wheel Weights (cont.)

LT1Z TYPE

▪ For light trucks, 3/4 & 1 ton vehicles with either tube or tubeless rims where such rims are too thick for "P" series weights ▪ For use on heavier trucks with thin rim flanges ▪ Use "P" series weights on 1/2 ton vehicles ▪ Use rim gauge RG2 to verify correct application

NOTE: LT1 = BTS

TUFFY NO.	PLOMBCO	PERFECT	WGT.
	LT1Z	LT1Z	
LT1: ZINC			
489-21050	LT1Z-0.50	LT1Z-005	.5 Oz.
489-21100	LT1Z-1.00	LT1Z-010	1.0 Oz.
489-21150	LT1Z-1.50	LT1Z-015	1.5 Oz.
489-21200	LT1Z-2.00	LT1Z-020	2.0 Oz.
489-21250	LT1Z-2.50	LT1Z-025	2.5 Oz.
489-21300	LT1Z-3.00	LT1Z-030	3.0 Oz.
489-21350	LT1Z-3.50	LT1Z-035	3.5 Oz.
489-21400	LT1Z-4.00	LT1Z-040	4.0 Oz.
489-21450	-	LT1Z-045	4.5 Oz.
489-21500	-	LT1Z-050	5.0 Oz.

QUANTITY: 25 per box



Plombco



Perfect

RCZ TYPE

▪ Used on heavy duty trucks with Firestone or Accuride, Radial Commander rims ▪ Can be used with new strip steel rims with curved edges ▪ Use rim gauge RG2 to verify correct application

TUFFY NO.	PLOMBCO RCZ	WEIGHT
	SERIES NO.	
RC: ZINC		
489-64804	RCZ-2.00	2.00 Oz.
489-64806	RCZ-3.00	3.00 Oz.
489-64808	RCZ-4.00	4.00 Oz.
489-64810	RCZ-5.00	5.00 Oz.
489-64812	RCZ-6.00	6.00 Oz.

QUANTITY: 25 per box



Plombco



CTZ TYPE

▪ Used on heavy duty trucks with Firestone or Accuride, Budd or Goodyear tubeless rims (except steel rims with curved edges) ▪ Primarily used on rim widths of 6.75", 7.50" and 8.25"

NOTE: CT = BTLT

TUFFY NO.	PLOMBCO CTZ	WEIGHT
	SERIES NO.	
CT: ZINC		
489-24200	CTZ-2.00	2.0 Oz.
489-24300	CTZ-3.00	3.0 Oz.
489-24400	CTZ-4.00	4.0 Oz.
489-24500	CTZ-5.00	5.0 Oz.
489-24600	CTZ-6.00	6.0 Oz.

QUANTITY: 25 per box



Plombco



TALZ TYPE

▪ Special weight for all Alcoa and Accuride (from 1983) aluminum tubeless heavy truck wheels; fits both sides of the wheel ▪ Replace the "OS-TAL" and "DS-TAL" series ▪ Use rim gauge RG2 to verify correct application (either OS-TAL or DS-TAL slot) ▪ Recommend coated weights on all vehicles having alloy wheels

NOTE: TALS = TAL = BTCAL

TUFFY NO.	PLOMBCO	PERFECT	WGT.
	TALZ-S	TALZ	
TAL: ZINC			
489-23100	-	TALZ-010	1.0 Oz.
489-23200	TALZS-2.00	TALZ-020	2.0 Oz.
489-23300	TALZS-3.00	TALZ-030	3.0 Oz.
489-23400	TALZS-4.00	TALZ-040	4.0 Oz.
489-23500	TALZS-5.00	TALZ-050	5.0 Oz.
489-23600	TALZS-6.00	TALZ-060	6.0 Oz.

QUANTITY: 25 per box



Plombco



Perfect

I7Z TYPE

▪ Most popular weight for the medium duty truck ▪ Used on most trucks with tube type tires

NOTE: I7 = BTLM + E

TUFFY NO.	PLOMBCO	PERFECT	WGT.
	I-7Z	I7Z	
I7: ZINC			
489-22100	I7Z-1.00	I7Z-010	1.0 Oz.
489-22150	-	I7Z-015	1.5 Oz.
489-22200	I7Z-2.00	I7Z-020	2.0 Oz.
489-22250	-	I7Z-025	2.5 Oz.
489-22300	I7Z-3.00	I7Z-030	3.0 Oz.
489-22350	-	I7Z-035	3.5 Oz.
489-22400	I7Z-4.00	I7Z-040	4.0 Oz.
489-22500	I7Z-5.00	I7Z-050	5.0 Oz.
489-22600	I7Z-6.00	-	6.0 Oz.
484-22800	I7Z-8.00	-	8.0 Oz.

QUANTITY: 25 per box except 10 & 12 Oz.; 20/box & 14 & 16 Oz.; 10/box



Plombco



Perfect

WHEEL BALANCING // TRUCK WHEEL WEIGHTS



➔ Lead, Zinc and Steel Adhesive Wheel Weights

All items on this page feature the patented QuikTAB™

Adhesive Wheel Weights

“PCZAS” SERIES - PRECONTOURED ADHESIVE COATED WHEEL WEIGHT WITH CW (COLD WEATHER ADHESIVE)

▪ Available from 5g to 60g ▪ Width 20 mm (-3/4")



488-81040

TUFFY NO.	MFG. NO.	WEIGHT
“PCZAS” ZINC COATED		
488-81005	PCZAS-05CW	5 Grams
488-81010	PCZAS-10CW	10 Grams
488-81015	PCZAS-15CW	15 Grams
488-81020	PCZAS-20CW	20 Grams
488-81025	PCZAS-25CW	25 Grams
488-81030	PCZAS-30CW	30 Grams
488-81035	PCZAS-35CW	35 Grams
488-81040	PCZAS-40CW	40 Grams
488-81045	PCZAS-45CW	45 Grams
488-81050	PCZAS-50CW	50 Grams
488-81055	PCZAS-55CW	55 Grams
488-81060	PCZAS-60CW	60 Grams

QUANTITY: 25 per box

“CCZAS” SERIES - ZINC COATED CONTOURED ADHESIVE WEIGHTS

▪ High quality coated contoured adhesive weights ▪ Designed for original equipment and aftermarket alloy wheels without an outside clip-on flange ▪ Attractive finish for applications where they will be highly visible ▪ No breaking or cutting necessary ▪ Available in sizes from 5-50 grams in 5 gram increments

ZINC



488-25030

TUFFY NO.	MFG. NO.	WEIGHT
“CCZAS” ZINC COATED		
488-25005	CCZAS-05CW	5 Grams
488-25010	CCZAS-10CW	10 Grams
488-25015	CCZAS-15CW	15 Grams
488-25020	CCZAS-20CW	20 Grams
488-25025	CCZAS-25CW	25 Grams
488-25030	CCZAS-30CW	30 Grams
488-25035	CCZAS-35CW	35 Grams
488-25040	CCZAS-40CW	40 Grams
488-25045	CCZAS-45CW	45 Grams
488-25050	CCZAS-50CW	50 Grams

QUANTITY: 25 per box

PERFECT QUIKSTIK™ SEGMENTED ADHESIVE STYLE LEAD WHEEL WEIGHTS

▪ Only pre-cut pre-taped weight ▪ No cutting, no pre-contouring and no waste ▪ Each segment is stamped with the actual weight in ounces and grams ▪ Available in 1/2", 3/4" low profile and 3/4" truck weight design ▪ Wheel weight for racing/off road performance applications



484-11360



484-13360



484-00006



484-30360



484-00112

TUFFY NO.	MFG. NO.	WEIGHT	DESCRIPTION
PERFECT LEAD ADHESIVE			
484-11360	100360	3 Oz.	Pre-Taped Weight 30 Strips of .25 Oz. Segments
484-10720	100720	3 Oz.	Pre-Taped Weight 60 Strips of .25 Oz. Segments
484-00012	200624S	3 Oz.	Pre-Taped Weight 48 Strips of .25 Oz. Segments
484-13360	200624	3 Oz.	Pre-Taped Weight 52 Strips of .25 Oz. Segments
484-30360	300360	6 Oz.	Pre-Taped Truck Weight 30 Strips of 1 Oz. Segments
484-00006	CL6	6 Oz.	Pre-Taped Truck Weight 30 Strips of 1 Oz. Segments
484-00112	CL12	12 Oz.	Pre-Taped Truck Weight 8 Strips of 2 Oz. Segments

BADA TAPE-A-WEIGHTS FOR RVS & LIGHT TRUCKS



484-07127

TUFFY NO.	MFG. NO.	DESCRIPTION
BADA TAPE-A-WEIGHTS FOR RVS & LIGHT TRUCKS		
484-07127	7127	Break-A-Way Weights, 16 Piece, .5 Oz. Segments, 3/4" x 12", 384 Segments
484-03101	3101	Cut-A-Way Weights, 12 Piece, 1 Oz. Segments, 1" x 12", 216 Segments
484-06001	6001	16 Piece, 1 Oz. Segments, 3/4" x 12", 192 Segments

WHEEL BALANCING // ADHESIVE WHEEL WEIGHTS



➔ Lead, Zinc and Steel Wheel Weights

Adhesive Wheel Weights (cont.)

A BADA TAPE-A-WEIGHTS FOR PASSENGER CARS



484-07026



484-05101



484-09901

B BADA TAPE-A-WEIGHTS FOR MOTORCYCLES



484-01201

C PLOMBCO LEAD ADHESIVE: RUBBER TAPE



312 - Rubber Tape



314 - Rubber Tape



412 - Rubber Tape



612 - Rubber Tape

A. BADA TAPE-A-WEIGHTS FOR PASSENGER CARS

TUFFY NO.	MFG. NO.	DESCRIPTION
BADA TAPE-A-WEIGHTS FOR PASSENGER CARS		
484-05101	5101	CUT-A-WAY , 15 Pieces, .5 Oz. Segments, 1/2" x 12", 180 Segments
484-07025	7025	BREAK-A-WAY WEIGHTS , 15 Pieces, .25 Oz. Segments, 1/2" x 12", 360 Segments
484-07026	7026	LOW PROFILE , 48 Pieces, .25 Oz. Segments, 3/4" x 6", 576 Segments
484-07125	7125	BREAK-A-WAY WEIGHTS , 30 Pieces, .25 Oz. Segments, 1/2" x 12", 720 Segments
484-07126	7126	LOW PROFILE , 348 Pieces, .25 Oz. Segments, 3/4" x 6", 4176 Segments
484-09025	9902-500	HIGH PERFORMANCE RACING , 24 Pieces, .5 Oz. Segments, 3/4" x 12", 144 Segments (Used by NASCAR and suppliers of Firestone Racing CART, Indy Light and IRL)
484-09065	9901-65	LOW PROFILE , 174 Pieces, .5 Oz. Segments, 3/4" x 12", 2088 Segments
484-09101	9101	CUT-A-WAY , 30 Pieces, .5 Oz. Segments, 1/2" x 12", 360 Segments
484-09165	9101-65	CUT-A-WAY , 174 Pieces, .5 Oz. Segments, 1/2" x 12", 2088 Segments
484-09405	9405 Chrome	CUT-A-WAY , 12 Pieces, .5 Oz. Segments, 1/2" x 12", 144 Segments (For Use on Chrome Plated Wheels)
484-09901	9901	LOW PROFILE , 24 Pieces, .5 Oz. Segments, 3/4" x 12", 288 Segments

B. BADA TAPE-A-WEIGHTS FOR MOTORCYCLES

TUFFY NO.	MFG. NO.	DESCRIPTION
BADA TAPE-A-WEIGHTS FOR MOTORCYCLES		
484-01201	1201	CUT-A-WAY WEIGHTS , 15 Piece, .5 Oz. Segments, 3/8" x 12", 180 Segments
484-02101	2101	CUT-A-WAY WEIGHTS , 30 Piece, .5 Oz. Segments, 3/8" x 12", 360 Segments

C. PLOMBCO LEAD ADHESIVE: RUBBER TAPE

TUFFY NO.	MFG. NO.	TAPE TYPE	DESCRIPTION
PLOMBCO LEAD ADHESIVE: RUBBER TAPE			
484-21430	214-30	Rubber Tape	Low Profile 5-10 Gram Segments, Width 3/4", Length 5"
484-31230	312-30	Rubber Tape	30 - 6" Bars - 1/4 Oz. Segments - 3/4" Wide
484-31248	312-48	Rubber Tape	48 - 6" Bars - 1/4 Oz. - 3/4" Wide Uncoated
484-31252	312-52	Rubber Tape	52 - 6" Bars - 1/4 Oz. Segments - 3/4" Wide
484-31430	314-30	Rubber Tape	30 - 6" Bars - 1/4 Oz. Segments - 1/2" Wide
484-31460	314-60	Rubber Tape	60 - 6" Bars - 1/4 Oz. Segments - 1/2" Wide
484-41215	412-15	Rubber Tape	15 - 6" Bars - 1/2 Oz. Segments - 3/4" Wide
484-41230	412-30	Rubber Tape	30 - 6" Bars - 1/2 Oz. Segments - 3/4" Wide
484-51215	512-15	Rubber Tape	15 - 6" Bars - 1 Oz. Segments - 3/4" Wide
484-61215	612-15	Rubber Tape	15 - 6" Bars - 2 Oz. Segments - 1-1/4" Wide
484-61280	612-8	Rubber Tape	8 - 6" Bars - 2 Oz. Segments - 1-1/4" Wide



➔ Lead, Zinc and Steel Wheel Weights

D. PLOMBCO LEAD ADHESIVE: COLD WEATHER TAPE

▪ Save time and money by eliminating the need to heat the wheel when temperatures are below 40 degrees fahrenheit

TUFFY NO.	MFG. NO.	TAPE TYPE	DESCRIPTION
PLOMBCO LEAD ADHESIVE: COLD WEATHER TAPE			
484-31231	312-30BCW	Cold Weather	30 - 6" Bars - 1/4 Oz. Segments - 3/4" Wide, Black
484-31233	312-30CW	Cold Weather	30 - 6" Bars - 1/4 Oz. Segments - 3/4" Wide
484-31432	314-30CW	Cold Weather	30 - 6" Bars - 1/4 Oz. Segments - 1/2" Wide
484-31462	314-60CW	Cold Weather	60 - 6" Bars - 1/4 Oz. Segments - 1/2" Wide
484-33252	312-52CW	Cold Weather	52 - 6" Bars - 1/4 Oz. Segments - 3/4" Wide
484-41232	412-30CW	Cold Weather	30 - 6" Bars - 1/2 Oz. Segments - 3/4" Wide
484-43215	412-15CW	Cold Weather	15 - 6" Bars - 1/2 Oz. Segments - 3/4" Wide
484-53215	512-15CW	Cold Weather	15 - 6" Bars - 1 Oz. Segments - 3/4" Wide
484-61281	612-8CW	Cold Weather	8 - 6" Bars - 2 Oz. Segments - 1-1/4" Wide
484-63215	612-15CW	Cold Weather	15 - 6" Bars - 2 Oz. Segments - 1-1/4" Wide

D PLOMBCO LEAD ADHESIVE: COLD WEATHER TAPE



312 - Rubber Tape, Cold Weather Tape



314 - Rubber Tape, Cold Weather Tape



412 - Rubber Tape, Cold Weather Tape



612 - Rubber Tape, Cold Weather Tape


E. PERFECT QUIKSTIK™ SEGMENTED ADHESIVE STYLE STEEL WHEEL WEIGHTS



▪ Only pre-cut, pre-taped weight ▪ No cutting, no pre-contouring and no waste
▪ Each segment is stamped with the actual weight in ounces and grams

TUFFY NO.	MFG. NO.	DESCRIPTION
PERFECT QUIK-STIK SEGMENTED ADHESIVE STYLE STEEL WHEEL WEIGHTS		
484-00300	SST300N	Pre-Taped Steel Weight - 3 Oz. Segments
484-00060	SSG060N	Pre-Taped Steel Weight - 60 Gram Segments
484-00288	SST288PC	Pre-Taped Steel Weight - 3 Oz. Segments
484-20624	200624ST	Pre-Taped Steel Weight - 3 Oz. Segments
484-20576	200576FE	Pre-Taped Steel Weight - 3 Oz. Segments (No QuikTAB™ feature.)
484-30336	300336FE	Pre-Taped Steel Weight - 6 Oz. Segments
484-31360	300360ST	Pre-Taped Steel Weight - 6 Oz. Segments

E PERFECT STEEL ADHESIVE WHEEL WEIGHTS



484-00300



484-20576



484-30336

F. STEEL SEGMENTED ADHESIVE STYLE WHEEL WEIGHTS



▪ Pre-cut weights ▪ No cutting, no pre-contouring and no waste ▪ Each segment is stamped with the actual weight in ounces ▪ US white "quik" tape

TUFFY NO.	MFG. NO.	DESCRIPTION
STEEL SEGMENTED ADHESIVE STYLE WHEEL WEIGHTS		
484-16001	1184	1 oz. Steel Adhesive Wheel Weights: 1 oz. Strips, 4 Segments (18 Strips per Box)
484-17026	14308	1/4 oz. Steel Adhesive Wheel Weights with Plastic Powder Coating: 1/4 oz. Strips, 8 Segments (30 Strips per Box)
484-17127	12187	1/2 oz. Steel Adhesive Wheel Weights: 1/2 oz. Strips, 7 Segments (18 Strips per Box)
484-27026	14308W	1/4 oz. White Steel Adhesive Wheel Weights with White Powder Coating: 1/4 oz. Strips, 8 Segments (30 Strips per Box)
484-37026	14308B	1/4 oz. Black Steel Adhesive Wheel Weights with Black Powder Coating: 1/4 oz. Strips, 8 Segments (30 Strips per Box)

F STEEL SEGMENTED ADHESIVE STYLE WHEEL WEIGHTS



484-16001



484-17026



484-17127



484-27026



484-37026

WHEEL BALANCING // ADHESIVE WHEEL WEIGHTS



➔ Steel Adhesive Wheel Weights

Adhesive Wheel Weights (cont.)

ALL STEEL

BADA STEEL COATED TAPE-A-WEIGHTS STRIPS



484-70261



484-70265



484-73250



484-73251

PLOMBCO STEEL ADHESIVE WHEEL WEIGHTS



484-41226

TUFFY NO.	MFG. NO.	TAPE TYPE	DESCRIPTION
PLOMBCO STEEL ADHESIVE WHEEL WEIGHTS			
484-32230	312Fe-30CW	Cold Weather	30 * 6" Bars Precut in .25 Oz. Segments of .75" Wide
484-32252	312Fe-52CW	Cold Weather	52 * 6" Bars Precut in .25 Oz. Segments of .75" Wide
484-41226	412Fe	OE Adhesive	6", Bars Precut in .5 Oz. Segments of .75" Wide
484-30836	308Fe-36	Rubber Base	2 Oz. strips (1/4 Oz..) - 36 Strips/Box
484-31234	312Fe-30	Rubber Base	30 * 6" Bars Precut in .25 Oz. Segments of .75" Wide
484-35252	312Fe-52	Rubber Base	52 * 6" Bars Precut in .25 Oz. Segments of .75" Wide
484-40828	408Fe-28	Rubber Base	28 * 6" Bars Precut in .5 Oz. Segments of .75" Wide
484-50615	506Fe-15	Rubber Base	15 * 6" Bars Precut in 1 Oz. Segments of 1.25" Wide

TUFFY NO.	MFG. NO.	DESCRIPTION
BADA STEEL COATED TAPE-A-WEIGHTS STRIPS		
484-70261	7026FE	LOW PROFILE: .25 Oz. Segments - 3.4" x 5" - 200 Segments per Box
484-71265	7026FEB	LOW PROFILE (BLACK): .25 Oz. Segments - 3/4" x 5" - 240 Segments per Box - Tape-On-Top
484-70265	7026FET	LOW PROFILE: 2 Oz. Strips, 3/4" x 5" - 240 Segments per Box - Tape-On-Top
484-70267	7026FEW	LOW PROFILE: 2 Oz. Strips, 3/4" x 5" - 240 Segments per Box - Tape-On-Top - White Coating
484-73250	7325FE	LOW PROFILE: 3 Oz. Strips, 7/8" x 6" - 300 Segments per Box - No Tape-On-Top
484-73251	7325FET	LOW PROFILE: 3 Oz. Strips, 7/8" x 6" - 300 Segments per Box - Tape-On-Top
484-70240	7024FE	STANDARD PROFILE: 3 Oz. Strips, 3/4" x 4-1/2" - 192 Segments per Box - No Tape-On-Top
484-71278	7127FET18	TRUCK & SUV: .5 Oz. Segments, 3/4" x 5-1/2" - 144 Segments per Box - Tape-On-Top
484-60118	6001FET18	TRUCK & SUV: 1 Oz. Segments, 3/4" x 5" - 72 Segments per Box - Tape-On-Top

BADA STEEL COATED TAPE-A-WEIGHTS SEGMENTS

TUFFY NO.	MFG. NO.	WEIGHT
BADA STEEL COATED TAPE-A-WEIGHTS SEGMENTS		
484-00005	SEGFE05	5 Grams
484-00010	SEGFE10	10 Grams
484-00015	SEGFE15	15 Grams
484-00020	SEGFE20	20 Grams
484-00025	SEGFE25	25 Grams
484-00030	SEGFE30	30 Grams
484-00035	SEGFE35	35 Grams
484-00040	SEGFE40	40 Grams
484-00045	SEGFE45	45 Grams
484-00050	SEGFE50	50 Grams

WHEEL BALANCING // ADHESIVE WHEEL WEIGHTS



Please contact us for further details regarding **WHEEL WEIGHTS**.



➔ Zinc and Steel Adhesive Wheel Weights

PERFECT STEEL ADHESIVE WHEEL WEIGHT ROLLS

STEEL

- Familiar design: Features all of the same standard steel QuikStik characteristics
- Only use the amount of weight you need each time you balance
- Simply pull and rip
- No cutting and no measuring
- MADE IN THE USA



484-03200

484-21576

Patented QuikTAB™ feature.

TUFFY NO.	MFG. NO.	DESCRIPTION
PERFECT STEEL ROLLS		
484-03200	SST32000N	.25 Oz. (1280 Segments)
484-07500	SSG7500N	5G (1500 Segments)
484-21576	200576FER	0.25 oz. (704 Segments)
484-21624	200624STR	.25 oz. (1280 Segments)
484-32360	300360STR	.5 Oz. (640 Segments)

STEEL
BADA STEEL COATED TAPE-A-WEIGHTS 5KG ROLL



484-70263

TUFFY NO.	MFG. NO.	DESCRIPTION
BADA STEEL COATED TAPE-A-WEIGHTS 5KG ROLL		
484-70262	7026FER	Roll Only
484-70263	7026FERB	Roll & Bracket
484-70264	7026FEB	Bracket Only

STEEL

PLOMBCO STEEL ROLLS



484-35320

TUFFY NO.	MFG. NO.	TAPE TYPE	DESCRIPTION
PLOMBCO STEEL ROLLS			
484-35320	320Fe	Rubber Base Tape	20 Lb. Roll - 1272 Segments (1/4 Oz.)
484-42010	420Fe	Rubber Base Tape	20 Lb. Roll - 640 Segments (1/2 Oz.)
484-68828	220Fe	Rubber Base Tape	5 Kg Roll - 1820 Segments (5g)

ADHESIVE WHEEL WEIGHT ROLLS

- Simply use the amount of weight you need each time you balance
- Convenient pull and rip design
- No cutting and no measuring
- Rolled weights are more efficient and help reduce waste
- Plastic coated
- US white "quick" tape

STEEL
ZINC

Eliminate wasted tape by using rolls!



484-47026

TUFFY NO.	MFG. NO.	DESCRIPTION
ADHESIVE WHEEL WEIGHT ROLLS		
484-47026	145KG	5kg Steel Adhesive Wheel Weight Roll: 1/4 oz. Segments (700 Segments per Roll)
484-57026	245KG	5kg Zinc Adhesive Wheel Weight Roll: 1/4 oz. Segments (1000 Segments per Roll)

WHEEL BALANCING // ADHESIVE WHEEL WEIGHTS



Hofmann Power Wheel Weights



Hofmann Power Weights

HOFMANN POWER WEIGHT TYPE 261 W/



488-26110

MA Clip

MA CLIP

- Replaces MBZ Series
- Weight especially for DAIMLER aluminium rims
- The weight sizes 5 and 10 grams are made of polypropylene (PP) ▪ All other sizes are made of premium zinc alloy (Zn)
- Special tools 331/43 and 336/1 are required for the application of the weights to the rim

TUFFY NO.	MFG. NO.	WEIGHT
TYPE 261 W/ MA CLIP		
488-26105	H261005MA	5 Grams
488-26110	H261010MA	10 Grams
488-26115	H261015MA	15 Grams
488-26120	H261020MA	20 Grams
488-26125	H261025MA	25 Grams
488-26130	H261030MA	30 Grams
488-26135	H261035MA	35 Grams
488-26140	H261040MA	40 Grams

HOFMANN POWER WEIGHT TYPE 274 W/



488-27410

B3 Clip

B3 CLIP

- Replaces BMZ Series
- Weight produced especially for BMW aluminium rims ▪ The weight sizes 5 and 10 grams are made of polypropylene (PP) ▪ All other sizes are made of premium zinc alloy (Zn) ▪ Special tools 331/43 and 336/1 are required for the application of the weights to the rim

TUFFY NO.	MFG. NO.	WEIGHT
TYPE 274 W/ B3 CLIP		
488-27405	H274005B3	5 Grams
488-27410	H274010B3	10 Grams
488-27415	H274015B3	15 Grams
488-27420	H274020B3	20 Grams
488-27425	H274025B3	25 Grams
488-27430	H274030B3	30 Grams
488-27435	H274035B3	35 Grams
488-27440	H274040B3	40 Grams
488-27445	H274045B3	45 Grams
488-27450	H274050B3	50 Grams
488-27455	H274055B3	55 Grams
488-27460	H274060B3	60 Grams

HOFMANN POWER WEIGHT TYPE 360 ZINC ADHESIVE WHEEL WEIGHT



488-36010

- Replaces RUZ Series
- Weights are used as series parts for Audi, Daimler, Chrysler and Land Rover
- Manufactured from Zinc (Zn) ▪ Weights of 20 grams and higher feature a single segment ▪ Weights of 35 grams and higher feature two segments ▪ Weights of 50 grams and higher feature three segments ▪ Weights of 65 grams and higher feature four segments ▪ Segments are now connected with two narrow steps, for easier and faster mounting

TUFFY NO.	MFG. NO.	WEIGHT
TYPE 360		
488-36005	H360005	5 Grams
488-36010	H360010	10 Grams
488-36015	H360015	15 Grams
488-36020	H360020	20 Grams
488-36025	H360025	25 Grams
488-36030	H360030	30 Grams
488-36035	H360035	35 Grams
488-36040	H360040	40 Grams
488-36045	H360045	45 Grams
488-36050	H360050	50 Grams
488-36055	H360055	55 Grams
488-36060	H360060	60 Grams
488-36065	H360065	65 Grams
488-36070	H360070	70 Grams
488-36075	H360075	75 Grams

HOFMANN POWER WEIGHT TYPE 361 ZINC ADHESIVE WHEEL WEIGHT



488-36110

- Replaces CUZ Series
- Weights are used as series parts for VW, Ford and Volvo
- The weight can also be fitted to other brands if there is sufficient clearance area between brake components and the rim ▪ Manufactured from Zinc (Zn) ▪ Weights of 10 grams and higher feature a single segment ▪ Weights of 30 grams and higher feature two segments ▪ Weights of 40 grams and higher feature four segments ▪ Weights of 55 grams and higher feature five segments

TUFFY NO.	MFG. NO.	WEIGHT
TYPE 361		
488-36105	H361005	5 Grams
488-36110	H361010	10 Grams
488-36115	H361015	15 Grams
488-36120	H361020	20 Grams
488-36125	H361025	25 Grams
488-36130	H361030	30 Grams
488-36135	H361035	35 Grams
488-36140	H361040	40 Grams
488-36145	H361045	45 Grams
488-36150	H361050	50 Grams
488-36155	H361055	55 Grams
488-36160	H361060	60 Grams

WHEEL BALANCING // ADHESIVE WHEEL WEIGHTS





Hofmann Power Wheel Weights

HOFMANN POWER WEIGHT TYPE 390 ZINC ADHESIVE WHEEL WEIGHT



▪ **Replaces CP Series** ▪ This weight type is made of a premium zinc alloy in a special production process ▪ The strip is easily malleable and thus easily adjustable to the rim radius ▪ These weights are used as series parts for BMW and Mini ▪ Weights of 25 grams and higher feature a single segment ▪ Weights of 45 grams and higher feature two segments



488-39010

TUFFY NO.	MFG. NO.	WEIGHT
TYPE 390		
488-39005	H390005	5 Grams
488-39010	H390010	10 Grams
488-39015	H390015	15 Grams
488-39020	H390020	20 Grams
488-39025	H390025	25 Grams
488-39030	H390030	30 Grams
488-39035	H390035	35 Grams
488-39040	H390040	40 Grams
488-39045	H390045	45 Grams
488-39050	H390050	50 Grams
488-39055	H390055	55 Grams
488-39060	H390060	60 Grams

HOFMANN POWER WEIGHT TYPE 380 ZINC ADHESIVE WHEEL WEIGHT



▪ **Replaces CC Series** ▪ This weight is made of a premium zinc alloy in a special production process ▪ The strip is easily malleable and thus easily adjustable to the rim radius ▪ The segments can be separated without a tool ▪ Features a resilient, colored powder coating for permanent corrosion protection and high style ▪ 60 gram adhesive weight, made up of 12 x 5 gram segments ▪ Available in 9 different colors



488-38001



488-38002



488-38003



488-38004



488-38005

TUFFY NO.	MFG. NO.	COLOR
TYPE 380		
488-38001	H380	Silver
488-38002	H380BK	Black
488-38003	H380CH	Chrome
488-38004	H380RD	Red
488-38005	H380AN	Anthracite
488-38006	H380WH	White
488-38007	H380BL	Blue
488-38008	H380YE	Yellow
488-38009	H380OR	Orange



488-38006



488-38007



488-38008



488-38009

HOFMANN POWER WEIGHT P.O.S. DISPLAY

▪ **Mixed Kit** ▪ **INCLUDES:** 6 retail packs of black, 4 retail packs of chrome, 4 retail packs of red & 2 retail packs of all other colors (minus silver)

TUFFY NO.	MFG. NO.	DESCRIPTION
484-38010	HK380M1	Hofmann Power Weight P.O.S. Display



484-38010

WHEEL BALANCING // ADHESIVE WHEEL WEIGHTS





Wheel Weight Assortments

PROFESSIONAL WHEEL WEIGHT KIT

▪ **INCLUDES: 2100 Wheel Weights** (50 of each size for regular weights (REG), 25 of each for polyester coated weights); Installation/removal tool (WR 305-25K-PC); Application chart; Application hand gauge; Header; 74 Plastic Bins; 1 Metal floor stand



486-02000

TUFFY NO.	MFG. NO.	DESCRIPTION
486-02000	Kit 2000	Professional Wheel Weight Kit
486-00880	Kit 80	Empty Display for Professional Wheel Weight Kit
486-45001	45001	Replacement Header for Professional Steel Wheel Weight Kit

SIZE (OZ.)	QTY.	SIZE (OZ.)	QTY.	SIZE (OZ.)	QTY.	SIZE (G)	QTY.	SIZE (G)	QTY.	SIZE (OZ.)	QTY.	SIZE (OZ.)	QTY.		
PROFESSIONAL STEEL WHEEL WEIGHT KIT CONTENTS															
REG	AWS	MCS	IAWS	FNS	ENS	TS	LHS								
0.25	50 each size	0.25	25 each size	0.25	25 each size	10	25 each size	10	25 each size	10	25 each size	0.25	25 each size	0.25	25 each size
0.50		0.50		0.50		15		15		15		0.50		0.50	
0.75		0.75		0.75		20		20		20		0.75		0.75	
1.00		1.00		1.00		30		30		30		1.00		1.00	
1.25		1.25		1.25		35		35		35		1.25		1.25	
1.50		1.50		1.50		45		45		45		1.50		1.50	
1.75		1.75		1.75		50		50		50		1.75		1.75	
2.00		2.00		2.00		55		55		55		2.00		2.00	
2.25		2.25		2.25								2.25		2.25	
2.50		2.50		2.50								2.50		2.50	

BASIC WHEEL WEIGHT KIT

▪ **INCLUDES: 1100 Wheel Weights** (1 box of each - see table for quantities, 1 box of adhesive weights (312-30)); Installation/removal tool (WR 305-25K-PC); Application chart; Application hand gauge; Header; 40 Plastic Bins with 24 dividers; 1 Metal stand



486-01000

TUFFY NO.	MFG. NO.	DESCRIPTION
486-01000	Kit 1000	Basic Wheel Weight Kit
486-00440	Kit 40	Empty Display for Basic Wheel Weight Kit

SIZE (OZ.)	QTY.	SIZE (OZ.)	QTY.	SIZE (OZ.)	QTY.	SIZE (G)	QTY.	SIZE (G)	QTY.	SIZE (OZ.)	QTY.	SIZE (OZ.)	QTY.		
BASIC WHEEL WEIGHT KIT CONTENTS															
REG	AWS	MCS	IAWS	FNS	ENS	TS	LHS								
0.25	20	0.25	25	0.25	25	10	25	10	25	10	25	0.25	25	0.25	25
0.50	20	0.50	25	0.50	25	15	25	15	25	15	25	0.50	25	0.50	25
0.75	20	0.75	25	0.75	25	20	25	20	25	20	25	0.75	25	0.75	25
1.00	20	1.00	25	1.00	25	30	25	30	25	30	25	1.00	25	1.00	25
1.25	20	1.25	20	1.25	20	35	10	35	10	35	10	1.25	20	1.25	20
1.50	20	1.50	20	1.50	20	45	10	45	10	45	10	1.50	20	1.50	20
1.75	5	1.75	5	1.75	5	50	5	50	5	50	5	1.75	5	1.75	5
2.00	5	2.00	5	2.00	5	55	5	55	5	55	5	2.00	5	2.00	5



Please contact us for further details regarding WHEEL WEIGHT KITS.

WHEEL BALANCING // WHEEL WEIGHT KITS





PROFESSIONAL STEEL WHEEL WEIGHT KIT

▪ Lead-free kit ▪ Contains a wide assortment of seven styles of coated wheel weights plus regular weights for steel wheels and adhesive weights ▪ **INCLUDES:** 100 of each size for PFe, AWFe, MCFe, IAWFe, FNFe and TFe; 50 of each size for ENFe and LHFe; Installation/removal tool (WR 305-25K-PC); Application wall chart & gauge; 74 plastic bins



486-06500

TUFFY NO.	MFG. NO.	DESCRIPTION
486-06500	Kit 6500Fe	Professional Steel Wheel Weight Kit
486-00880	Kit 80	Empty Display for Professional Steel Wheel Weight Kit
486-45001	45001	Replacement Header for Professional Steel Wheel Weight Kit

SIZE (OZ.) QTY. SIZE (OZ.) QTY. SIZE (OZ.) QTY. SIZE (G) QTY. SIZE (G) QTY. SIZE (G) QTY. SIZE (OZ.) QTY. SIZE (OZ.) QTY.

PROFESSIONAL STEEL WHEEL WEIGHT KIT CONTENTS															
PFE	AWFE	MCFE	IAWFE	FNFE	ENFE	TFE	LHFE								
0.25	100 each size	0.25	100 each size	0.25	100 each size	10	100 each size	10	100 each size	10	50 each size	0.25	100 each size	0.25	50 each size
0.50		0.50		0.50		15		15		15		0.50		0.50	
0.75		0.75		0.75		20		20		20		0.75		0.75	
1.00		1.00		1.00		30		30		30		1.00		1.00	
1.25		1.25		1.25		35		35		35		1.25		1.25	
1.50		1.50		1.50		45		45		45		1.50		1.50	
1.75		1.75		1.75		50		50		50		1.75		1.75	
2.00		2.00		2.00		55		55		55		2.00		2.00	
2.25		2.25		2.25								2.25		2.25	
2.50		2.50		2.50								2.50		2.50	

1 Box 312Fe-52 also included. **INCLUDES:** Steel Adhesive Weights, 3 oz. Strips, 1/4 oz. segments, 52 Strips/Box, Standard Adhesive

PROFESSIONAL TRUCK WHEEL WEIGHT KIT

▪ Professional assortment of truck wheel weights ▪ Contains an array of wheel weights to fit all trucks ▪ Pre-labeled bins supported on a bench mount display ▪ **INCLUDES:** 24 pre-labeled bins, 420 truck wheel weights and a heavy duty installation/removal tool ▪ Empty display is also available



486-00360

TUFFY NO.	MFG. NO.	DESCRIPTION
486-00360	Kit 420	Truck Wheel Weight Assortment

SIZE (OZ.) QTY. SIZE (OZ.) QTY. SIZE (OZ.) QTY. SIZE (OZ.) QTY. SIZE (OZ.) QTY. SIZE (OZ.) QTY.

PROFESSIONAL TRUCK WHEEL WEIGHT KIT CONTENTS											
LT1		LT1		LT2		CT		I-7		TALS	
0.50	25	1.00	25	2.00	25	2.00	10	2.00	10	2.00	10
1.50	25	2.00	25	4.00	25	4.00	10	4.00	10	4.00	10
2.50	25	3.00	25	6.00	25	6.00	10	6.00	10	6.00	10
3.50	25	4.00	25	8.00	25	8.00	10	8.00	10	8.00	10



WHEEL BALANCING // WHEEL WEIGHT KITS



➔ Plombco Wheel Weight Kits

Wheel Weight Assortments (cont.)

BASIC WHEEL WEIGHT KIT

▪ All metal floor rack includes dividers for increased flexibility while accommodating a minimum of 64 weight locations ▪ Metal design simplifies rack assembly ▪ Header card displays product description and application information for quick reference ▪ Color coded channel cards for easy inventory and selecting the correct weights ▪ Each rack contains printed channel cards for common weight styles ▪ Additional cards provided for flexibility in displaying other weights ▪ Empty display is also available



486-21280

TUFFY NO.	MFG. NO.	DESCRIPTION
486-21280	5201205	Metal Weight Storage Rack Only. INCLUDES: Header Card, Channel Cards, Planogram And Rim Gauges
486-21285	201275	All Vehicle Assortment. INCLUDES: Metal Wheel Weight Storage Rack, Header Card, Channel Cards, Planogram, Rim Gauges, Wall Chart, Tape-A-Weight Scraper And Premium Wheel Weights. WEIGHT ASSORTMENT INCLUDES: 25 Pieces Each Of The AWN, MCN, TN In .25-2.00 Ounce Sizes, 25 Pieces Of The IAW, FN, EN In the 10-55 Gram Sizes And 50 Pieces Of The Pin .25-2.00 Ounce Sizes
486-21205	5201205	Empty Wheel Weight Display



PERFECT STEEL ASSORTMENTS

▪ Comprehensive kit that includes all eight standard clip types needed for nearly all of today's passenger car market ▪ **KIT INCLUDES:** Rack, colored bins and steel weights; Steel rack header card; Alloy soft-head wheel weight hammer; Non-lead OE application wall chart; Non-lead OE alloy application guide; Two passenger car rim gauges



484-00075



484-01500

TUFFY NO.	MFG. NO.	DESCRIPTION
484-00075	CWW075ST	MASTER ASSORTMENT INCLUDES: 2325 Steel Clip-On Wheel Weights
484-01500	CWW150ST	TABLE-TOP ASSORTMENT INCLUDES: 732 Steel Clip-On Wheel Weights

SPECIALTY AND INTRODUCTORY WHEEL WEIGHT KITS

▪ Seven kits primarily for the dealer that specializes in one type of vehicle or an introductory kit for alloy wheels ▪ Contains an assortment of ten wheel weights of ten sizes for each series coated wheel weight series ▪ **EACH KIT INCLUDES:** A divided plastic organizer, 100 wheel weights, condensed application chart and application gauge ▪ P-Kit NTS 050 to 275 Pieces ▪ Empty display is also available

TUFFY NO.	MFG. NO.	WEIGHT (OZ.)	QTY.
SPECIALTY & INTRODUCTORY WHEEL WEIGHT KITS			
486-17110	P-Kit AWS	0.25 to 2.50 Oz.	100 Pieces
486-19110	P-Kit MCS	0.25 to 2.50 Oz.	100 Pieces
486-20110	P-Kit IAWS	5 to 50 Grams	100 Pieces
486-23110	P-Kit FNS	5 to 50 Grams	100 Pieces
486-22110	P-Kit ENS	5 to 50 Grams	100 Pieces
486-08110	P-Kit TS	0.50 to 2.75 Oz.	100 Pieces
486-09110	P-Kit LHS	0.25 to 2.50 Oz.	100 Pieces



Ask us for more information regarding WHEEL WEIGHT KITS.



➔ Wheel Weight Hammers

Wheel Weight Tools

PREMIUM HEAVY DUTY PROFESSIONAL WHEEL WEIGHT HAMMER

▪ **Heavy duty construction** ▪ Black coated handles with red highlight ▪ Designed for use on coated wheel weights ▪ Will not mark alloy wheels ▪ *Replaceable plastic head available* ▪ Made in Taiwan



486-33581



TUFFY NO.	MFG. NO.	DESCRIPTION
486-33581	3358-B	Premium Heavy Duty Professional Wheel Weight Hammer

PREMIUM FIBERGLASS WHEEL WEIGHT HAMMER

▪ **Used to easily install and remove all types of steel and zinc clip-on wheel weights** ▪ Standard with large replaceable hook for prying ▪ Fiberglass shaft for added durability ▪ The hook is made from cold rolled steel ▪ The striking face has a non-marring, surface protective medium-hard replaceable tip ▪ Slip-resistant, ergonomic grip reduces arm strain & fatigue ▪ **MADE IN THE USA**



486-11000



486-11004

486-11005

486-11002

TUFFY NO.	MFG. NO.	DESCRIPTION
486-11000	P110	Premium Fiberglass Wheel Weight Hammer
486-11002	P110-2	Replacement Small Hook for Premium Wheel Weight Hammer
486-11004	P110-4	Replacement Tip for Premium Wheel Weight Hammer
486-11005	4201038	Replacement Large End for P-110 Wheel Weight Hammer

HEAVY DUTY TRUCK WHEEL WEIGHT HAMMER

▪ **Will handle with ease the removal and attachment of HD truck weights** ▪ Fiberglass shaft for a lifetime of use ▪ New chromalloy hooks designed for large wheels and large weights ▪ Larger 1.75" tip for easier application along with heavier total tool weight require less striking effort ▪ Longer handle provides added reach on larger wheels...comfortable, durable rubber handle ▪ Use on all truck wheels ▪ New industry standard ▪ 12" total length ▪ **WEIGHT: 2 lbs.** ▪ **MADE IN THE USA**



486-11011



486-11006

486-11005

TUFFY NO.	MFG. NO.	DESCRIPTION
486-11011	P110-T	Heavy Duty Truck Wheel Weight Hammer
486-11005	4201038	Replacement Large End for P-110 Wheel Weight Hammer
486-11006	P110-4	Replacement Tip for Premium Wheel Weight Hammer



➔ Wheel Weight Hammers

Wheel Weight Tools (cont.)

COATED WHEEL WEIGHT HAMMER

- Protects valuable wheels from damage
- Features replaceable plastic head



TUFFY NO.	MFG. NO.	DESCRIPTION
486-00233	P-3B	Soft Head Wheel Weight Hammer
486-00133	P-3H	Replacement Head for P-3B Wheel Weight Hammer

HEAVY DUTY WHEEL WEIGHT HAMMER

- **Heavy duty construction** ▪ Designed for use on coated wheel weights ▪ *Replaceable plastic head available* ▪ Will not mar alloy wheels



TUFFY NO.	MFG. NO.	DESCRIPTION
486-33580	3358	Heavy Duty Wheel Weight Hammer
486-33584	335804	Replacement Head

SPECIALTY WHEEL WEIGHT HAMMERS



TUFFY NO.	MFG. NO.	DESCRIPTION
486-07500	51470	Coated Wheel Weight Tool
486-07129	51400	Truck Wheel Weight Hammer

PASSENGER CAR WHEEL WEIGHT HAMMER

- **The industry standard for passenger car wheel weight tools** ▪ Not for use on alloy or chrome wheels



TUFFY NO.	MFG. NO.	DESCRIPTION
486-00011	P-1	Economy Chrome Wheel Weight Hammer

➔ Wheel Weight Hammers, Wheel Weight Removers, Rim Gauges, Wheel Cleaner

EURO STYLE WHEEL WEIGHT HAMMER

- **Heavy Commercial Duty Design** ▪ Coated Handles for Comfort ▪ Nickel Plated Vanadium



HEAVY DUTY

NICKEL PLATED VANADIUM

TUFFY NO.	MFG. NO.	DESCRIPTION
486-00222	P-2C	Euro-Style Wheel Weight Hammer

HEAVY DUTY ADHESIVE WHEEL WEIGHT REMOVERS

- **For use with stick-on wheel weights: Removes emblems, body side moldings and stick-on wheel weights** ▪ Scrape off stickers without scratching paint or glass and gaskets from aluminum parts ▪ One piece composite construction can be hit with a hammer ▪ Knobbed handle to prevent hand from slipping while removing wheel weights ▪ Made of high impact plastic ▪ Resharpener with a file when needed ▪ **Equivalent to ESCO 50146**



HEAVY DUTY

TUFFY NO.	MFG. NO.	DESCRIPTION
486-71510	71510	Red Heavy Duty Adhesive Wheel Weight Scraper
486-71511	71511	Black Heavy Duty Adhesive Wheel Weight Scraper

RIM GAUGES

- **Convenient and economical gauges that guide you to the correct wheel weight application** ▪ Helpful with alloy wheels and thinner high strength steel wheels that have numerous new rim configurations



TUFFY NO.	MFG. NO.	DESCRIPTION
486-75001	RGP1	Rim Gauge For Passenger Car Wheels
486-75002	RG2	Set Of 2 Rim Gauges For Trucks
486-75003	RG1	Complete Set Of 3 Rim Gauges For Cars And Trucks

WHEEL CLEANER

- Water-Based ▪ Biodegradable ▪ Non-Petroleum ▪ Non-Toxic

NON-TOXIC



TUFFY NO.	MFG. NO.	DESCRIPTION
486-75017	WC-1G	Wheel Cleaner - 1 Gallon Bottle
486-75032	WC-32	Wheel Cleaner - 32 Oz. Spray Bottle

WHEEL BALANCING // WHEEL WEIGHT TOOLS



➔ Counteract Balancing Beads, Magnum Plus



Balancing the wheels of transportation

The only tire and complete wheel assembly balancing technology proven to improve fuel economy in two separate SAE and TMC Type II fuel tests.



INCREASE TIRE LIFE



IMPROVE FUEL ECONOMY



TPMS COMPATIBLE



REDUCE VIBRATIONS



TROUBLE FREE



ENVIRONMENTALLY FRIENDLY



REDUCE MAINTENANCE COSTS



GUARANTEED



COUNTERACT BALANCING BEADS

- Perfect balance - perfect wear
- Clean, trouble free balancing micro-beads provide continuous self-adjusting balance
- No clumping
- Just open the outside package and throw the inside bag into the tire
- Method allows the use of an air blaster to seat the tire on the rim without contaminating the seating area
- Air blaster pressure inside the tire will collapse the bag containing Counteract Balancing Beads or the package will break open and release its contents soon after driving
- Available in application sizes from half ton vehicles to heavy trucks
- All packaging is color coded to tire size on application chart



TUFFY NO.	MFG. NO.	DESCRIPTION	QTY./CASE
451-00013	13-cbb-inj	Injector Pump for Counteract Balancing Beads	—
451-00201	1 Oz. BP	Throw-In Bag, 1 Oz.	160
451-00202	2 Oz. BP	Throw-In Bag, 2 Oz.	128
451-00203	3 Oz. BP	Throw-In Bag, 3 Oz.	96
451-00204	4 Oz. B	Throw-In Bag, 4 Oz.	92
451-00205	5 Oz. B	Throw-In Bag, 5 Oz.	76
451-00206	6 Oz. B	Throw-In Bag, 6 Oz.	64
451-00208	8 Oz. B	Throw-In Bag, 8 Oz.	52
451-00210	10 Oz. B	Throw-In Bag, 10 Oz.	40
451-00212	12 Oz. B	Throw-In Bag, 12 Oz.	36
451-00214	14 Oz. B	Throw-In Bag, 14 Oz.	32
451-00216	16 Oz. B	Throw-In Bag, 16 Oz.	28

MAGNUM PLUS BALANCING COMPOUND

- An advanced technology dry tire balancing compound, with superior tire balancing properties
- Formulated from specially-processed multiple-density materials
- Provides continuous and lasting tire balancing for standard, low-profile and wide-base medium truck tires and heavy duty light truck tires
- No more time-consuming and expensive mechanical balancing, perfect self-adjusting balance in all your tires, less vehicle wear and tear, easier maintenance and less driver fatigue



MAGNUM

TUFFY NO.	MFG. NO.	SAMPLE TIRE SIZE	QTY./CASE
451-00150	LTP150	LT215/75/R15	36
451-00200	LTP200	LT235/85R16	24
451-00250	MTP250	33x12.50R15	24
451-00300	MTP300	245/75R22.5	18
451-00400	MTP400	11R22.5/11R24.5	12
451-00500	MTP500	12R24.5	12
451-06000	DPP600	365/80R22.5	6
451-07000	DPP700	425/65R22.5	6

WHEEL BALANCING // TIRE BALANCING COMPOUNDS





EQUAL FLEXX™ Tire Balancing

EQUAL FLEXX is a soft, dual compound particle formula that was specially designed to work together to react to and absorb forces better than any other wheel-end balancer on the market. Designed to outperform the competition by at least 15%. As the softest internal balancing compound available, EQUAL FLEXX maximizes vibration dampening for the life of a tire. EQUAL FLEXX will never damage the tire casing, wheel, or TPMS units. It does not void tire manufacturer warranties.



INSTALLATION INSTRUCTIONS

BEFORE INSTALLING FLEXX, READ THE QUANTITY CHART.

1. Simply drop the FLEXX bag into the tire before mounting. Do not tear or open bag.
2. Mount the tire on the wheel. Inflate and adjust the air pressure of the tire.
3. Install filtered valve core and identification sleeve.

Avoid over lubricating tire bead or installing FLEXX in tires filled with sealant. Contents are non-toxic, environmentally safe, and non-flammable.

TPMS
COMPATIBLE

TMC
COMPLIANT

TUFFY NO.	MFG. NO.	DESCRIPTION
451-32016	EQFXWC32	EQUAL FLEXX Drop In Bag (32) W pkgs. (16 oz.)
451-40004	EQFXEC40	EQUAL FLEXX Drop In Bag (40) E pkgs. (4 oz.)
451-40006	EQFXDC40	EQUAL FLEXX Drop In Bag (40) D pkgs. (6 oz.)
451-40008	EQFXCC40	EQUAL FLEXX Drop In Bag (40) C pkgs. (8 oz.)
451-40010	EQFXBC40	EQUAL FLEXX Drop In Bag (40) B pkgs. (10 oz.)
451-40012	EQFXAC40	EQUAL FLEXX Drop In Bag (40) A pkgs. (12 oz.)
451-40016	EQFXFC40	EQUAL FLEXX Drop In Bag (40) F pkgs. (3 oz.)

➔ EQUAL FLEXX™



THE NEW WAY OF THE ROAD



FUEL COST



TIRE WEAR



PRODUCTIVITY



SMOOTHER RIDE

FLEXX™ is the most scientifically refined internal wheel-end balancer available. It installs in seconds, and keeps fleets running smoothly year after year.

2X MORE VIBRATION
ABSORPTION POWER

UP TO 15% BETTER PERFORMANCE

LOWEST ROLLING RESISTANCE,
MORE EVEN TIRE WEAR AND
THE SMOOTHEST RIDE

EASIEST TO USE

EQUAL
FLEXX

WHEEL BALANCING // TIRE BALANCING COMPOUNDS





EQUAL FLEXX™ Tire Balancing (cont.)

COMMERCIAL TIRE APPLICATION CHART

■ Shown below is the Commercial Truck Tire Application Chart. The entire Application Chart (which includes Commercial Light Truck Tires and Light Truck Mudders) can be viewed at www.imiproducts.com/flexx-quantity-chart.

TIRE SIZE		WHEEL POSITION	
		SINGLE	DUAL
TRUCK TIRES			
7.50	R18	E-4 oz.	D-6 oz.
8.00	R19.5	D-6 oz.	C-8 oz.
9.00	R19.5	D-6 oz.	C-8 oz.
18.00	R19.5	W-16 oz.	—
225/70	R19.5	D-6 oz.	C-8 oz.
245/70	R19.5	D-6 oz.	C-8 oz.
265/70	R19.5	D-6 oz.	C-8 oz.
275/70	R19.5	C-8 oz.	B-10 oz.
285/70	R19.5	C-8 oz.	B-10 oz.
295/70	R19.5	C-8 oz.	B-10 oz.
305/70	R19.5	B-10 oz.	A-12 oz.
280/75	R19.5	C-8 oz.	B-10 oz.
445/65	R19.5	W-16 oz.	—
525/65	R20.5	B+C=26 oz.	—
615/65	R20.5	A+A+B=34 oz.	—
7.50	R20	C-8 oz.	B-10 oz.
8.25	R20	C-8 oz.	B-10 oz.
9.00	R20	B-10 oz.	A-12 oz.
10.0	R20	B-10 oz.	A-12 oz.
11.00	R20	A-12 oz.	B+E=14 oz.
12.00	R20	A-12 oz.	B+E=14 oz.
12.50	R20	A-12 oz.	B+E=14 oz.
13/80	R20	A-12 oz.	B+E=14 oz.
14/80	R20	B+E=14 oz.	W-16 oz.
14.00	R20	W-16 oz.	—
16.00	R20	B+B=20 oz.	—
10.00	R22	B-10 oz.	A-12 oz.
11.00	R22	A-12 oz.	B+E=14 oz.
9.00	R22.5	C-8 oz.	B-10 oz.
10.00	R22.5	B-10 oz.	A-12 oz.
11.00	R22.5	B-10 oz.	A-12 oz.
12.00	R22.5	A-12 oz.	B+E=14 oz.
275/50	R22.5	B-10 oz.	A-12 oz.
235/70	R22.5	D-6 oz.	C-8 oz.
255/70	R22.5	C-8 oz.	B-10 oz.
11/70	R22.5	B-10 oz.	A-12 oz.
265/70	R22.5	C-8 oz.	B-10 oz.
295/60	R22.5	B-10 oz.	A-12 oz.
275/70	R22.5	B-10 oz.	A-12 oz.

TIRE SIZE		WHEEL POSITION	
		SINGLE	DUAL
TRUCK TIRES			
305/70	R22.5	B-10 oz.	A-12 oz.
365/70	R22.5	B+E=14 oz.	—
315/70	R22.5	B-10 oz.	A-12 oz.
245/75	R22.5	C-8 oz.	B-10 oz.
265/75	R22.5	C-8 oz.	B-10 oz.
285/75	R22.5	B-10 oz.	A-12 oz.
295/75	R22.5	B-10 oz.	A-12 oz.
315/75	R22.5	A-12 oz.	B+E=14 oz.
345/75	R22.5	A-12 oz.	—
350/75	R22.5	B+E=14 oz.	—
235/80	R22.5	D-6 oz.	C-8 oz.
255/80	R22.5	C-8 oz.	B-10 oz.
275/80	R22.5	B-10 oz.	A-12 oz.
295/80	R22.5	A-12 oz.	B+E=14 oz.
305/85	R22.5	A-12 oz.	B+E=14 oz.
315/80	R22.5	A-12 oz.	B+E=14 oz.
365/80	R22.5	B+E=14 oz.	—
445/50	R22.5	W-16 oz.	—
455/50	R22.5	W-16 oz.	—
385/65	R22.5	A-12 oz. hwy	W-16 oz. flotation
425/65	R22.5	W-16 oz.	—
435/45	R22.5	B+E=14 oz.	—
445/55	R22.5	W-16 oz.	—
445/65	R22.5	W-16 oz.	—
495/45	R22.5	W-16 oz.	—
15.00	R22.5	A-12 oz. hwy	W-16 oz. flotation
16.50	R22.5	W-16 oz.	—
18.00	R22.5	W-16 oz.	—
11.00	24	A-12 oz.	B+E=14 oz.
12.00	24	B+E=14 oz.	—
14.00	24	W-16 oz.	—
285/75	R24.5	B-10 oz.	A-12 oz.
305/75	R24.5	A-12 oz.	B+E=14 oz.
315/75	R24.5	A-12 oz.	B+E=14 oz.
275/80	R24.5	B-10 oz.	A-12 oz.
295/80	R24.5	B-10 oz.	A-12 oz.
11.00	R24.5	B-10 oz.	A-12 oz.
12.00	R24.5	A-12 oz.	B+E=14 oz.

WHEEL BALANCING // TIRE BALANCING COMPOUNDS





EQUAL FLEXX™

YOUR PROFIT IS RIDING ON IT.



ONE-STEP
INSTALLATION



EASY TO REMOVE
FROM TIRES



BOOSTS ROI
OF NEW TIRE INSTALLS

Tire margins are shrinking, but that doesn't mean your bottom line should, too. Adding EQUAL FLEXX™ to every tire during installation takes just minutes, but delivers benefits throughout the life of a tire. As the most scientifically-refined internal wheel-end balancer available, EQUAL FLEXX maximizes a fleet's productivity – and your profitability – at every turn.





Need balance?

When you are looking for high quality wheel balance solutions, look no further than the WEGMANN automotive brands Hofmann Power Weight and Perfect Equipment, both available through the Ascot Supply Corporation. The Hofmann name is synonymous with premium products and German engineering. The Perfect name has stood for quality for more than 75 years. We deliver value to you by being an honest and reliable partner, maintaining the options you need to succeed and providing world-class service before and after the sale. Need balance? We've got you covered.

