



## Lenovo ThinkSystem SR550 Server (Xeon SP Gen 2) Product Guide

The Lenovo ThinkSystem SR550 dual-socket 2U rack server is ideal for small to large organizations that need industry-leading reliability, management, and security, as well as cost-optimized performance, storage capacity, and flexible I/O. Designed to handle a wide range of workloads, the SR550 server cost-effectively performs complex analytics on structured and unstructured data, speeds transactional systems, and powers through collaboration workloads with ever-growing data sets and large files shared within an organization.

Featuring the second generation of the Intel Xeon Processor Scalable Family (Xeon SP Gen 2), the SR550 server offers a balance of performance, capacity and value. The SR550 server supports up to two processors, up to 768 GB of 2933 MHz TruDDR4 memory, up to 16x 2.5-inch or up to 12x 3.5-inch drive bays with an extensive choice of SAS/SATA SSDs and SAS/SATA HDDs, and flexible and scalable I/O expansion options with a LOM slot and up to 6x PCIe slots.

The SR550 server offers basic software RAID or advanced hardware RAID protection and a wide range of networking options, including embedded LOM, selectable LOM, ML2, and PCIe network adapters. The next-generation Lenovo XClarity Controller, which is built into the SR550 server, provides advanced service processor control, monitoring, and alerting functions.

The following figure shows the Lenovo ThinkSystem SR550.



Figure 1. Lenovo ThinkSystem SR550

### Did you know?

The SR550 server delivers impressive compute power per watt, featuring 80 PLUS Titanium and Platinum redundant power supplies that can deliver 96% (Titanium) or 94% (Platinum) efficiency at 50% load when connected to a 200 - 240 V AC power source.

The SR550 server is designed to meet ASHRAE A4 standards (up to 45 °C [113 °F]) in select configurations, which enable customers to lower energy costs, while still maintaining world-class reliability.

## Key features

The SR550 server offers a balance of processing power, storage capacity, and cost for small and medium businesses up to the large enterprise. Ease of use and comprehensive systems management tools help make deployment easier and efficient design improves your business environment and helps save operational costs.

### Scalability and performance

The SR550 server offers numerous features to boost performance, improve scalability, and reduce costs:

- Improves productivity by offering superior system performance with the second generation of the Intel Xeon Processor Scalable Family with up to 22-core processors, up to 30.25 MB of last level cache (LLC), up to 2933 MHz memory speeds, and up to 10.4 GT/s Ultra Path Interconnect (UPI) links.
  - Support for up to two processors, 44 cores, and 88 threads allows to maximize the concurrent execution of multithreaded applications.
  - Intelligent and adaptive system performance with energy efficient Intel Turbo Boost 2.0 Technology allows CPU cores to run at maximum speeds during peak workloads by temporarily going beyond processor thermal design power (TDP).
  - Intel Hyper-Threading Technology boosts performance for multithreaded applications by enabling simultaneous multithreading within each processor core, up to two threads per core.
  - Intel Virtualization Technology integrates hardware-level virtualization hooks that allow operating system vendors to better utilize the hardware for virtualization workloads.
  - Intel Speed Select Technology provides improvements in server utilization and guaranteed per-core performance service levels with more granular control over processor performance.
  - Intel Deep Learning Boost (Vector Neural Network Instruction set [VNNI]) is designed to deliver significant, more efficient Deep Learning (Inference) acceleration for high-performance Artificial Intelligence (AI) workloads.
  - Intel Advanced Vector Extensions 512 (AVX-512) enable acceleration of enterprise-class and high performance computing (HPC) workloads.
- Helps maximize system performance for data intensive applications with up to 2933 MHz memory speeds and up to 768 GB of memory capacity.
- Offers flexible and scalable internal storage in a 2U rack form factor with up to 16x 2.5-inch drives for performance-optimized configurations or up to 12x 3.5-inch drives for capacity-optimized configurations, providing a wide selection of SAS/SATA HDDs/SSDs.
- Provides I/O scalability with a LOM slot and up to six PCI Express (PCIe) 3.0 I/O expansion slots in a 2U rack form factor.
- Reduces I/O latency and increases overall system performance with Intel Integrated I/O Technology that embeds the PCI Express 3.0 controller into the Intel Xeon Processor Scalable Family.

### Availability and serviceability

The SR550 server provides many features to simplify serviceability and increase system uptime:

- Offers protection in the event of a non-correctable memory failure with Single Device Data Correction (SDDC, also known as Chipkill, requires x4-based DIMMs), Adaptive Double Device Data Correction (ADDDC, also known as Redundant Bit Steering [RBS], requires x4-based DIMMs and Intel Xeon Gold or Platinum processors), memory mirroring, and memory rank sparing.
- Provides easy access to upgrades and serviceable parts (such as processors, memory DIMMs, and adapter cards) with tool-less cover removal.
- Offers affordable data protection with software RAID and Simple Swap drives and advanced hardware RAID data redundancy with hot-swap drives.
- Provides availability for applications with redundant hot-swap power supplies and redundant non-hot-swap fans.

- Allows preventive actions in advance of possible failure, thereby increasing server uptime and application availability with Proactive Platform Alerts (including PFA and SMART alerts) for processors, voltage regulators, memory, internal storage (SAS/SATA HDDs and SSDs, M.2 storage), fans, power supplies, RAID controllers, and server ambient and sub-component temperatures.
- Continuously monitors system parameters, triggers alerts, and performs recovery actions in case of failure to minimize downtime with Built-in XClarity Controller (XCC).
- Provides quick access to system status, firmware, network, health, and alerts information via Virtual Operator Panel from the XClarity Mobile App running on the Android or iOS mobile device that is connected to the front USB port with XClarity Controller access.
- Speeds up troubleshooting tasks to reduce service time with diagnostics built into the XClarity Provisioning Manager.

### **Manageability and security**

Powerful systems management features simplify local and remote management of the SR550 server and deliver enterprise-class data protection:

- Provides advanced service processor control, monitoring, and alerting functions with XClarity Controller, a next generation service processor.
- Improves Unified Extensible Firmware Interface (UEFI) system setup, configuration, updates, simplified error handling, and operating system deployment with the embedded XClarity Provisioning Manager.
- Offers XClarity Essentials software tools that can help you set up, use, and maintain the server.
- Increases uptime, reduces costs, and improves productivity through advanced server management capabilities with Lenovo XClarity Administrator that provides comprehensive hardware management.
- Provides on-the-go monitoring and management of devices in XClarity Administrator from anywhere with the Lenovo XClarity mobile app, which can help improve efficiency and reduce downtime risks.
- Centralizes infrastructure resource management with Lenovo XClarity Integrators for VMware vCenter and Microsoft System Center, extending XClarity Administrator features to virtualization management software tools and enabling users to deploy and manage infrastructure end-to-end.
- Offers advanced cryptographic functionality (such as digital signatures and remote attestation) with an integrated Trusted Platform Module (TPM) or optional Trusted Cryptographic Module (TCM) or Nationz TPM (available only in PRC).
- Keeps user data safe with Lenovo Business Vantage, a security software tool suite designed to work with the Trusted Cryptographic Module (available only in PRC).
- Offers enterprise-class data protection with advanced RAID and optional self-encrypting drives.
- Provides faster, stronger encryption with industry-standard AES NI support.
- Helps prevent certain classes of malicious buffer overflow attacks with Intel Execute Disable Bit functionality, when combined with a supporting operating system.
- Enhances security through hardware-based resistance to malicious software attacks with Intel Trusted Execution Technology, allowing an application to run in its own isolated space, protected from all other software running on a system.

## Energy efficiency

The SR550 server offers the following energy-efficiency features to save energy, reduce operational costs, increase energy availability, and contribute to the green environment:

- Delivers impressive compute power per watt, featuring 80 PLUS Titanium and Platinum redundant power supplies.
- Enables customers to lower energy costs with design to meet ASHRAE A4 standards in select configurations.
- Reduces power drawn with Intel Intelligent Power Capability that powers individual processor elements on and off as needed.
- Helps reduce power consumption with variable speed fans.
- Helps achieve lower heat output and reduced cooling needs with Lenovo XClarity Energy Manager that provides advanced data center power notification, analysis, and policy-based management.

## Components and connectors

The following figure shows the front of the SR550 server with 8x 3.5-inch drive bays.

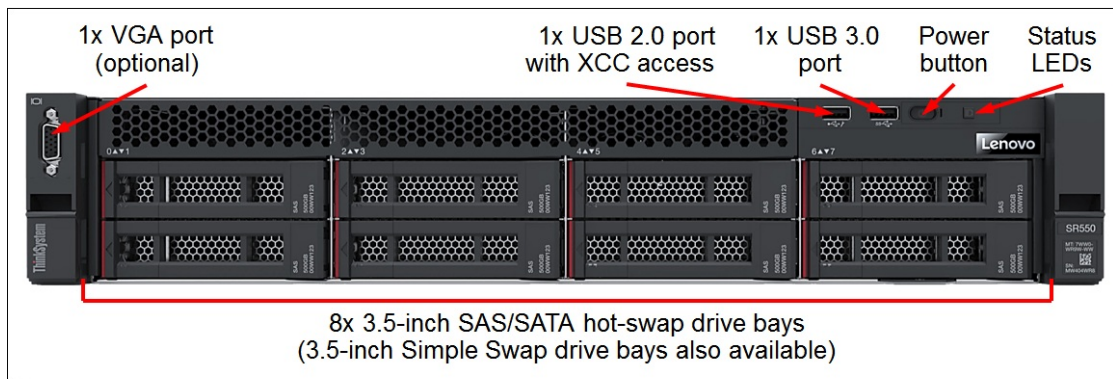


Figure 2. Front view of the SR550: 8x 3.5-inch drive bays

The following figure shows the front of the SR550 server with 12x 3.5-inch drive bays.

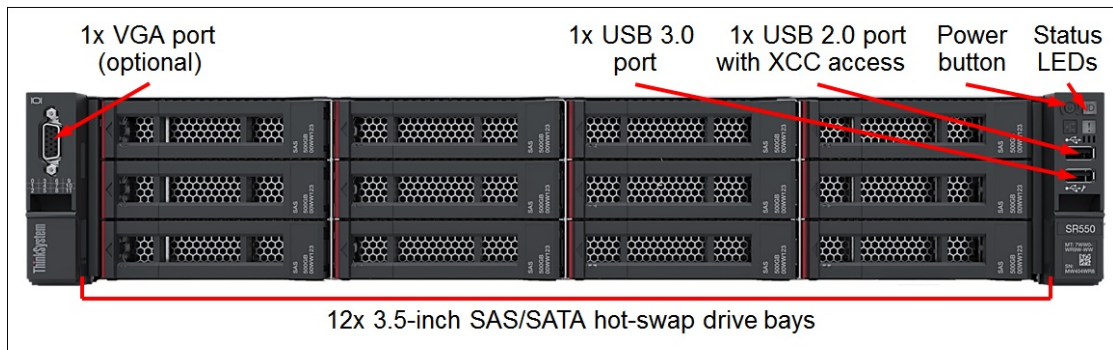


Figure 3. Front view of the SR550: 12x 3.5-inch drive bays

The following figure shows the front of the SR550 server with up to 16x 2.5-inch drive bays.

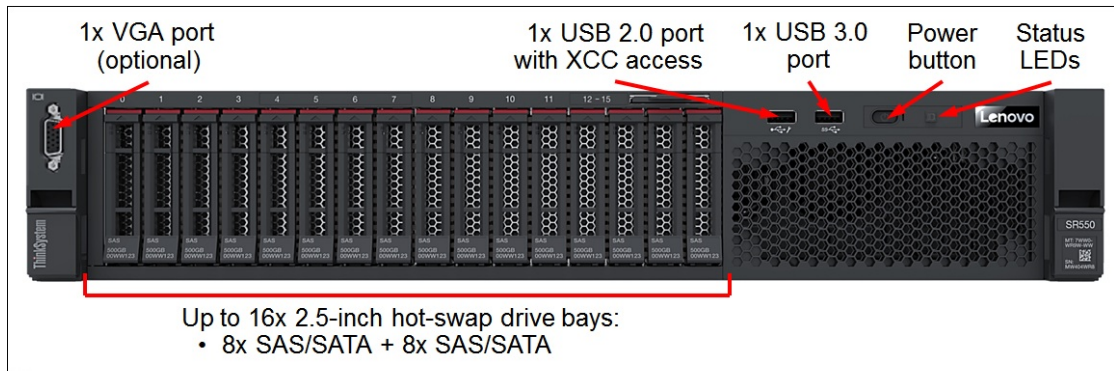


Figure 4. Front view of the SR550: Up to 16x 2.5-inch drive bays

The front of the SR550 server includes the following components:

- Up to 16x 2.5-inch or 12x 3.5-inch hot-swap, or 8x 3.5-inch hot-swap or Simple Swap drive bays.
- One VGA port (optional).
- One USB 3.0 port.
- One USB 2.0 port with XClarity Controller access.
- Power button.
- Status LEDs.

The following figure shows the rear of the SR550 server.

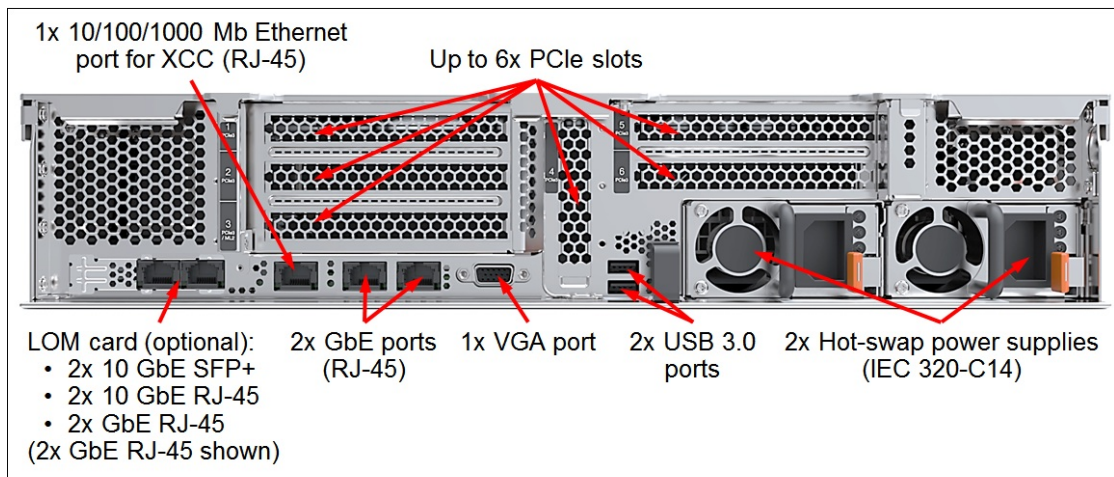


Figure 5. Rear view of the SR550

The rear of the SR550 server includes the following components:

- Up to six PCIe expansion slots (depending on the riser cards selected).
- One LOM card slot.
- One 1 GbE port for XClarity Controller.
- One VGA port.
- Two USB 3.0 ports.
- Up to two hot-swap power supplies.



The following figure shows the locations of key components inside the SR550 server.

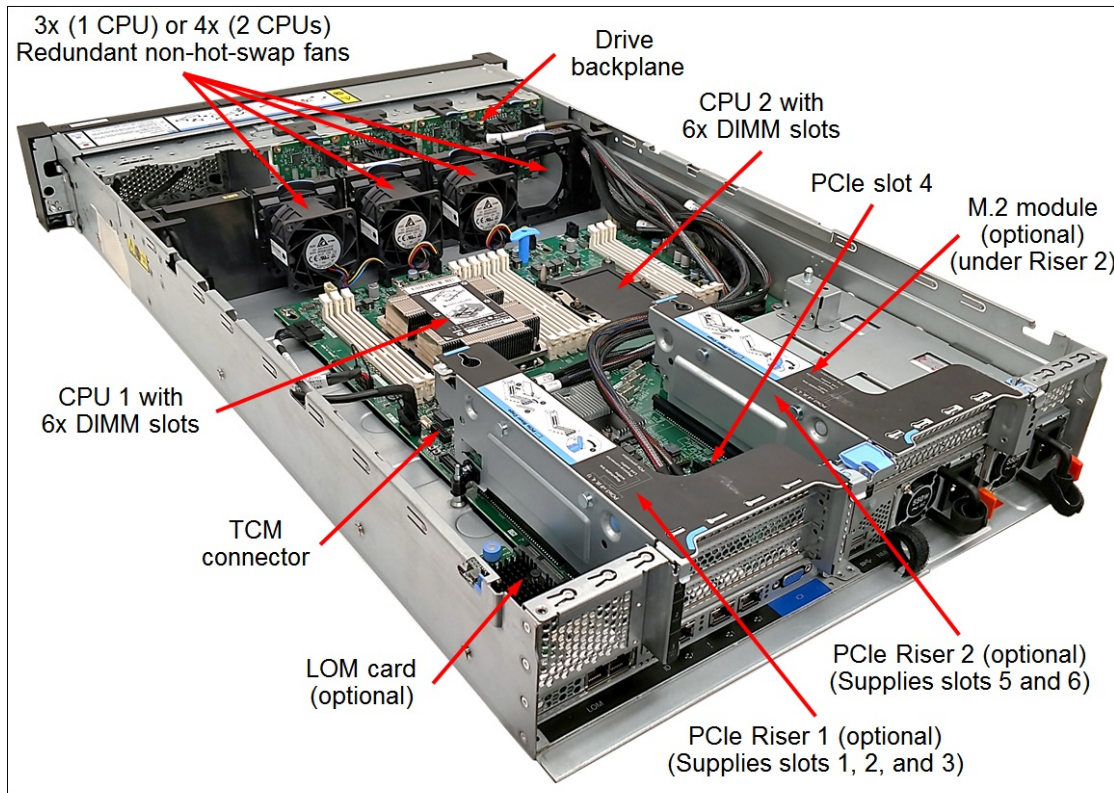


Figure 6. Internal view of the SR550

The following key components are located inside the SR550 server:

- Up to two processors.
- 12 DIMM slots (6 DIMM slots per processor).
- Drive backplanes.
- One M.2 module connector.
- One LOM card connector.
- One onboard PCIe slot 4.
- Two slots for PCIe riser cards.
- One TCM connector.
- Three (one processor) or four (two processors) non-hot-swap system fans.

## System specifications

The following table lists the system specifications for the SR550 server.

Table 1. SR550 system specifications

Attribute	Specification
Form factor	2U rack-mount.
Processor	Up to two Intel Xeon Gen 2 Bronze, Silver, Gold, or Platinum processors: <ul style="list-style-type: none"> <li>• Up to 22 cores (1.9 GHz core speeds)</li> <li>• Up to 3.8 GHz core speeds (4 cores)</li> <li>• Two UPI links up to 10.4 GT/s each</li> <li>• Up to 30.25 MB cache</li> <li>• Up to 2933 MHz memory speed</li> </ul>
Chipset	Intel C622.

Attribute	Specification
Memory	Up to 12 DIMM sockets (6 DIMMs per processor; six memory channels per processor with one DIMM per channel) with support for the following TruDDR4 RDIMM types and capacities: <ul style="list-style-type: none"> <li>• 8 GB, 16 GB, 32 GB, and 64 GB 2933 MHz.</li> <li>• 16 GB and 32 GB 2666 MHz.</li> </ul>
Memory protection	Error correction code (ECC), SDDC (for x4-based memory DIMMs), ADDDC (for x4-based memory DIMMs, requires Intel Xeon Gold or Platinum processors), memory mirroring, memory rank sparing, patrol scrubbing, and demand scrubbing.
Memory capacity	Up to 768 GB with 12x 64 GB RDIMMs (Up to 384 GB per processor).
Drive bays	<ul style="list-style-type: none"> <li>• 8 LFF SATA Simple Swap drive bays</li> <li>• 8 LFF SAS/SATA hot-swap drive bays</li> <li>• 12 LFF SAS/SATA hot-swap drive bays</li> <li>• Up to 16 SFF hot-swap drive bays: 8x 2.5" SAS/SATA + 8x 2.5" SAS/SATA</li> </ul>
Drive types	3.5-inch non-hot-swap drives: <ul style="list-style-type: none"> <li>• 6 Gbps NL SATA HDDs up to 10 TB</li> <li>• 6 Gbps SATA SSDs up to 480 GB</li> </ul> 3.5-inch hot-swap drives: <ul style="list-style-type: none"> <li>• 12 Gbps SAS HDDs up to 900 GB (2.5" HDD in a 3.5" tray)</li> <li>• 12 Gbps NL SAS HDDs up to 16 TB</li> <li>• 12 Gbps NL SAS HDD SEDs up to 4 TB</li> <li>• 12 Gbps SAS SSDs up to 7.68 TB</li> <li>• 6 Gbps NL SATA HDDs up to 16 TB</li> <li>• 6 Gbps SATA SSDs up to 7.68 TB (2.5" SSD in a 3.5" tray)</li> </ul> 2.5-inch hot-swap drives: <ul style="list-style-type: none"> <li>• 12 Gbps SAS HDDs up to 2.4 TB</li> <li>• 12 Gbps Nearline (NL) SAS HDDs up to 2 TB</li> <li>• 12 Gbps SAS HDD SEDs up to 600 GB</li> <li>• 12 Gbps SAS SSDs up to 7.68 TB</li> <li>• 6 Gbps NL SATA HDDs up to 2 TB</li> <li>• 6 Gbps SATA SSDs up to 7.68 TB</li> </ul> Internal M.2 SSDs: <ul style="list-style-type: none"> <li>• 6 Gbps SATA up to 480 GB</li> </ul> Intermix of SAS/SATA HDDs/SSDs is supported within a system, but not within a RAID array.
Internal storage capacity	<ul style="list-style-type: none"> <li>• 3.5-inch models: Up to 192 TB with 12x 16 TB 3.5" SAS/SATA HDDs</li> <li>• 2.5-inch models: Up to 122.8 TB with 16x 7.68 TB 2.5" SAS/SATA SSDs</li> </ul>
Storage controller	6 Gbps SATA <ul style="list-style-type: none"> <li>• Non-RAID: Onboard SATA AHCI</li> <li>• RAID 0/1/10/5: Onboard SATA RAID (Intel RSTe)</li> </ul> 12 Gbps SAS/6 Gbps SATA RAID <ul style="list-style-type: none"> <li>• RAID 0/1/10/5/50:               <ul style="list-style-type: none"> <li>◦ RAID 530-8i</li> <li>◦ RAID 730-8i 1GB Cache</li> </ul> </li> <li>• RAID 0/1/10/5/50/6/60:               <ul style="list-style-type: none"> <li>◦ RAID 730-8i 2GB Flash</li> <li>◦ RAID 930-8i 2GB Flash</li> <li>◦ RAID 930-16i 4GB or 8GB Flash</li> </ul> </li> </ul> 12 Gbps SAS/6 Gbps SATA non-RAID: 430-8i or 16i HBA
Optical drive bays	None. Support for an external USB DVD RW Optical Disk Drive (See <a href="#">Optical drives</a> ).

Attribute	Specification
Network interfaces	<ul style="list-style-type: none"> <li>• 2x Integrated 1 GbE RJ-45 ports (no 10/100 Mb support)</li> <li>• Onboard LOM slot for two additional 1/10 Gb Ethernet ports: <ul style="list-style-type: none"> <li>◦ 2x 1 GbE RJ-45 ports (no 10/100 Mb support)</li> <li>◦ 2x 10 GbE RJ-45 ports (no 10/100 Mb support)</li> <li>◦ 2x 10 GbE SFP+ ports (no 10/100 Mb support)</li> </ul> </li> <li>• Optional Mezzanine LOM (ML2) slot for dual-port 10 GbE cards with SFP+ or RJ-45 connectors.</li> <li>• 1x RJ-45 10/100/1000 Mb Ethernet systems management port.</li> </ul>
I/O expansion slots	<p>Up to six slots. Slot 4 is the fixed slots on the system planar, and the remaining slots depend on the riser cards installed. The slots are as follows:</p> <ul style="list-style-type: none"> <li>• Slot 1: PCIe 3.0 x16 or PCIe 3.0 x8; full-height, half-length (PCIe x16 slot is double-wide)</li> <li>• Slot 2: PCIe 3.0 x8; full-height, half-length (not present if the slot 1 is PCIe x16)</li> <li>• Slot 3: PCIe 3.0 x8 or ML2 x8; full-height, half-length</li> <li>• Slot 4: PCIe 3.0 x8; low profile (vertical slot on system planar)</li> <li>• Slot 5: PCIe 3.0 x16; full-height, half-length</li> <li>• Slot 6: PCIe 3.0 x8; full-height, half-length</li> </ul> <p>Slot 5 requires the second processor to be installed.</p>
Ports	<ul style="list-style-type: none"> <li>• Front: 1x USB 2.0 port with XClarity Controller access and 1x USB 3.0 port; optional 1x VGA port.</li> <li>• Rear: 2x USB 3.0 ports and 1x VGA port; optional 1x DB-9 serial port.</li> </ul>
Cooling	Three (one processor) or four (two processors) non-hot-swap system fans with N+1 redundancy.
Power supply	Up to two redundant hot-swap 550 W or 750 W (100 - 240 V) High Efficiency Platinum or 750 W (200 - 240 V) High Efficiency Titanium AC power supplies. HVDC support (PRC only).
Video	Matrox G200 with 16 MB memory integrated into the XClarity Controller. Maximum resolution is 1920x1200 at 60 Hz with 32 bits per pixel.
Hot-swap parts	Drives (select models) and power supplies.
Systems management	XClarity Controller (XCC) Standard, Advanced, or Enterprise (Pilot 4 chip), proactive platform alerts, XClarity Provisioning Manager, XClarity Essentials, XClarity Administrator, XClarity Integrators for VMware vCenter and Microsoft System Center, XClarity Energy Manager, Capacity Planner.
Security features	Power-on password, administrator's password, secure firmware updates, Trusted Platform Module (TPM) 1.2 or 2.0 (configurable UEFI setting). Optional lockable front bezel. Optional Trusted Cryptographic Module (TCM) or Nationz TPM (available only in PRC). Optional Lenovo Business Vantage security software (available only in PRC).
Operating systems	Microsoft Windows Server 2016 and 2019; Red Hat Enterprise Linux 7 and 8; SUSE Linux Enterprise Server 12 and 15; VMware vSphere (ESXi) 6.5 and 6.7.
Warranty	One-year (7X03) or three-year (7X04) customer-replaceable unit (CRU) and onsite limited warranty with 9x5 Next Business Day Parts Delivered.
Service and support	Optional service upgrades are available through Lenovo Services: 2-hour or 4-hour response time, 6-hour or 24-hour committed service repair (select areas), warranty extension up to 5 years, 1-year or 2-year post-warranty extensions, YourDrive Your Data, Enterprise Software Support, and Basic Hardware Installation Services.
Dimensions	Height: 87 mm (3.4 in), width: 445 mm (17.5 in), depth: 720 mm (28.3 in)
Weight	Minimum configuration: 19 kg (41.9 lb), maximum: 26 kg (57.3 lb)



## Models

ThinkSystem SR550 server models can be configured by using the Lenovo Data Center Solution Configurator (DCSC):

<http://dcsc.lenovo.com>

ThinkSystem SR550 server models are region-specific; that is, each region may define their own server models, and not all server models are available in every region. For a complete list of the SR550 models, contact a Lenovo or Lenovo Business Partner representative in your region. Information on the SR550 models is also available on the PSREF website:

[http://psref.lenovo.com/Product/ThinkSystem/ThinkSystem\\_SR550](http://psref.lenovo.com/Product/ThinkSystem/ThinkSystem_SR550)

Configure-to-order (CTO) models can also be created for factory-integrated server customization. The following table lists the base CTO models of the ThinkSystem SR550 server.

Table 2. Base CTO models

Description	Machine Type/Model
ThinkSystem SR550 - 3yr Warranty	7X04CTO1WW
ThinkSystem SR550 - 1yr Warranty	7X03CTO1WW

The following table lists the base chassis for CTO models of the SR550 server.

Table 3. Base chassis for CTO models

Description	Feature code
ThinkSystem SR550 3.5" Chassis with 8 or 12 bays	AV0Q
ThinkSystem SR550 2.5" Chassis with 8 or 16 bays	AV0R

All models of the SR550 server are shipped with the following items:

- *Rack Installation Guide*
- *Electronic Publications Flyer*

**Models table conventions:** The model tables shown in this section use the following conventions:

- XClarity Controller: "S" = Standard, "A" = Advanced, "E" = Enterprise.
- Front VGA port: "Y" = Included; "N" = Not included, optional.
- Tool-less Rail Kit: "Y" = Included; "N" = Not included, optional.
- Cable Management Arm (CMA): "Y" = Included; "N" = Not included, optional.
- Power cord:
  - "R1" = 1.5 m C13-C14 rack power cable.
  - "R2" = 2.8 m C13-C14 rack power cable.
  - "N" = Not included; see [Power supplies and cables](#) for the ordering information.

The following tables list the models of the SR550 server for the following regions:

- [North America](#)
- [Brazil](#)
- [Latin America \(except Brazil\)](#)
- [Europe, Middle East, and Africa \(EMEA\)](#)
- [India](#)
- [Hong Kong, Taiwan, Korea](#)
- [Japan](#)
- [Association of Southeast Asian Nations \(ASEAN\)](#)
- [Australia and New Zealand](#)

Table 4. SR550 server models: North America

Model number	Intel Xeon processor* (2 max)	Memory RDIMM (12 max)	Storage controller	Drive bays (std / max)	Drives	Eth. LOM	I/O slots (6 max)^	Power supply (2 max)	XClarity Controller	Front VGA port	Tool-less Rail Kit	CMA	Power cord
TopSeller models - North America													
7X04A0ABNA	1x 4208 8C 85W 2.1GHz	1x 16GB (x8) 2666MHz	1x RAID 530-8i	8 / 8 HS LFF	Open bay	Open slot	1x PCIe x8	1x 750W Platinum	E	Y	Y	N	R2
7X04A085NA	1x 4210 10C 85W 2.2GHz	1x 16GB (x4) 2666MHz	1x RAID 530-8i	8 / 8 HS LFF	Open bay	Open slot	1x PCIe x8	1x 750W Platinum	E	N	Y	N	R2
7X04A084NA	1x 4214 12C 85W 2.2GHz	1x 16GB (x4) 2666MHz	1x RAID 930-8i 2GB	8 / 8 HS LFF	Open bay	Open slot	1x PCIe x8	1x 750W Platinum	E	N	Y	N	R2
7X04A083NA	1x 4216 16C 100W 2.1GHz	1x 32GB (x4) 2666MHz	1x RAID 930-16i 4GB	12 / 12 HS LFF	Open bay	Open slot	1x PCIe x8	1x 750W Platinum	E	N	Y	N	R2

\* Processor details: Processor quantity and model, cores, thermal design power (TDP), and core speed.

^ The server supports one onboard PCIe slot 4 and up to five I/O slots on the riser cards. An internal PCIe storage controller occupies the PCIe slot 4. The onboard SATA AHCI/RAID controller does not consume a PCIe slot.

Table 5. SR550 server models: Brazil

Model number	Intel Xeon processor* (2 max)	Memory RDIMM (12 max)	Storage controller	Drive bays (std / max)	Drives	Eth. LOM	I/O slots (6 max)^	Power supply (2 max)	XClarity Controller	Front VGA port	Tool-less Rail Kit	CMA	Power cord
Relationship models - Brazil													
7X04A090BR	1x 4208 8C 85W 2.1GHz	1x 16GB (x4) 2933MHz	1x RAID 530-8i	8 / 8 HS LFF	Open bay	2x 1Gb RJ-45	4x PCIe x8	1x 550W	S	Y	Y	N	R2
7X04A091BR	1x 4210 10C 85W 2.2GHz	1x 16GB (x4) 2933MHz	1x RAID 530-8i	8 / 8 HS LFF	Open bay	2x 1Gb RJ-45	4x PCIe x8	1x 550W	S	Y	Y	N	R2
TopSeller models - Brazil													
7X04100KBR	1x 3204 6C 85W 1.9GHz	1x 16GB (x8) 2666MHz	1x RAID 530-8i	8 / 8 HS LFF	Open bay	Open slot	4x PCIe x8	1x 550W	S	Y	Y	N	C2
7X04100MBR	1x 3204 6C 85W 1.9GHz	1x 16GB (x8) 2666MHz	1x RAID 530-8i	8 / 8 HS LFF	Open bay	2x 1Gb RJ-45	4x PCIe x8	1x 550W	S	Y	Y	N	C2
7X04100LBR	1x 4210 10C 85W 2.2GHz	1x 32GB (x4) 2666MHz	1x RAID 730-8i 2GB	8 / 16 HS SFF	Open bay	2x 1Gb RJ-45	4x PCIe x8	1x 550W	S	Y	Y	N	C2

\* Processor details: Processor quantity and model, cores, thermal design power (TDP), and core speed.

^ The server supports one onboard PCIe slot 4 and up to five I/O slots on the riser cards. An internal storage controller occupies the PCIe slot 4. The onboard SATA RAID controller does not consume a PCIe slot.

Table 6. SR550 server models: Latin America (except Brazil)

Model number	Intel Xeon processor* (2 max)	Memory RDIMM (12 max)	Storage controller	Drive bays (std / max)	Drives	Eth. LOM	I/O slots (6 max)^	Power supply (2 max)	XClarity Controller	Front VGA port	Tool-less Rail Kit	CMA	Power cord
Relationship models - Latin America													
7X04A092LA	1x 4208 8C 85W 2.1GHz	1x 16GB (x4) 2933MHz	1x RAID 530-8i	8 / 8 HS LFF	Open bay	2x 1Gb RJ-45	4x PCIe x8	1x 550W	S	Y	Y	N	R2
7X04A093LA	1x 4210 10C 85W 2.2GHz	1x 16GB (x4) 2933MHz	1x RAID 530-8i	8 / 8 HS LFF	Open bay	2x 1Gb RJ-45	4x PCIe x8	1x 550W	S	Y	Y	N	R2

\* Processor details: Processor quantity and model, cores, thermal design power (TDP), and core speed.

^ The server supports one onboard PCIe slot 4 and up to five I/O slots on the riser cards. An internal PCIe storage controller occupies the PCIe slot 4. The onboard SATA AHCI/RAID controller does not consume a PCIe slot.

Table 7. SR550 server models: EMEA

Model number	Intel Xeon processor* (2 max)	Memory RDIMM (12 max)	Storage controller	Drive bays (std / max)	Drives	Eth. LOM	I/O slots (6 max)^	Power supply (2 max)	XClarity Controller	Front VGA port	Tool-less Rail Kit	CMA	Power cord
Relationship models - EMEA													
7X04A0BEEA	1x 3206R 8C 85W 1.9GHz	1x 16GB (x8) 2933MHz	None	No bays / 12 HS LFF	Open bay	Open slot	4x PCIe x8	1x 750W Platinum	E	N	Y	N	R2
7X04A0BJEA	1x 3206R 8C 85W 1.9GHz	1x 16GB (x8) 2933MHz	1x RAID 930-8i 2GB	8 / 8 HS LFF	Open bay	Open slot	4x PCIe x8	1x 750W Platinum	E	N	Y	N	R2
7X04A0BAEA	1x 3206R 8C 85W 1.9GHz	1x 16GB (x8) 2933MHz	1x RAID 930-16i 4GB	12 / 12 HS LFF	Open bay	Open slot	4x PCIe x8	1x 750W Platinum	E	N	Y	N	R2
7X04A07JEA	1x 4208 8C 85W 2.1GHz	1x 16GB (x8) 2666MHz	None	No bays / 12 HS LFF	Open bay	Open slot	1x PCIe x8	1x 750W Platinum	E	N	Y	N	R2
7X04A0BFEA	1x 4208 8C 85W 2.1GHz	1x 16GB (x8) 2933MHz	None	No bays / 12 HS LFF	Open bay	Open slot	4x PCIe x8	1x 750W Platinum	E	N	Y	N	R2
7X04A07LEA	1x 4208 8C 85W 2.1GHz	1x 16GB (x8) 2666MHz	1x RAID 530-8i	8 / 16 HS SFF	Open bay	Open slot	1x PCIe x8	1x 750W Platinum	E	N	Y	N	R2
7X04A0BBEA	1x 4208 8C 85W 2.1GHz	1x 16GB (x8) 2933MHz	1x RAID 530-8i	8 / 16 HS SFF	Open bay	Open slot	4x PCIe x8	1x 750W Platinum	E	N	Y	N	R2
7X04A073EA	1x 4208 8C 85W 2.1GHz	1x 16GB (x8) 2666MHz	1x RAID 930-16i 4GB	12 / 12 HS LFF	Open bay	Open slot	1x PCIe x8	1x 750W Platinum	E	N	Y	N	R2
7X04A0BCEA	1x 4208 8C 85W 2.1GHz	1x 16GB (x8) 2933MHz	1x RAID 930-16i 4GB	12 / 12 HS LFF	Open bay	Open slot	4x PCIe x8	1x 750W Platinum	E	N	Y	N	R2
7X04A0AJEA	1x 4210 10C 85W 2.2GHz	1x 16GB (x8) 2666MHz	None	No bays / 12 HS LFF	Open bay	Open slot	1x PCIe x8	1x 750W Platinum	E	N	Y	N	R2
7X04A07KEA	1x 4210 10C 85W 2.2GHz	1x 16GB (x8) 2666MHz	1x RAID 530-8i	8 / 16 HS SFF	Open bay	Open slot	1x PCIe x8	1x 750W Platinum	E	N	Y	N	R2
7X04A079EA	1x 4210 10C 85W 2.2GHz	1x 16GB (x8) 2666MHz	1x RAID 930-8i 2GB	8 / 8 HS LFF	Open bay	Open slot	1x PCIe x8	1x 750W Platinum	E	N	Y	N	R2
7X04A078EA	1x 4210 10C 85W 2.2GHz	1x 16GB (x8) 2666MHz	1x RAID 930-16i 4GB	12 / 12 HS LFF	Open bay	Open slot	1x PCIe x8	1x 750W Platinum	E	N	Y	N	R2
7X04A0BHEA	1x 4210R 10C 100W 2.4GHz	1x 16GB (x8) 2933MHz	None	No bays / 12 HS LFF	Open bay	Open slot	4x PCIe x8	1x 750W Platinum	E	N	Y	N	R2

Model number	Intel Xeon processor* (2 max)	Memory RDIMM (12 max)	Storage controller	Drive bays (std / max)	Drives	Eth. LOM	I/O slots (6 max)^	Power supply (2 max)	XClarity Controller	Front VGA port	Tool-less Rail Kit	CMA	Power cord
7X04A0BDEA	1x 4210R 10C 100W 2.4GHz	1x 16GB (x8) 2933MHz	1x RAID 530-8i	8 / 16 HS SFF	Open bay	Open slot	4x PCIe x8	1x 750W Platinum	E	N	Y	N	R2
7X04A0BKEA	1x 4210R 10C 100W 2.4GHz	1x 16GB (x8) 2933MHz	1x RAID 930-8i 2GB	8 / 8 HS LFF	Open bay	Open slot	4x PCIe x8	1x 750W Platinum	E	N	Y	N	R2
7X04A0B6EA	1x 4210R 10C 100W 2.4GHz	1x 16GB (x8) 2933MHz	1x RAID 930-16i 4GB	12 / 12 HS LFF	Open bay	Open slot	4x PCIe x8	1x 750W Platinum	E	N	Y	N	R2
7X04A07SEA	1x 4214 12C 85W 2.2GHz	1x 16GB (x8) 2666MHz	1x RAID 930-8i 2GB	8 / 16 HS SFF	Open bay	Open slot	1x PCIe x8	1x 750W Platinum	E	N	Y	N	R2
7X04A0B7EA	1x 4214R 12C 100W 2.4GHz	1x 16GB (x8) 2933MHz	1x RAID 930-8i 2GB	8 / 16 HS SFF	Open bay	Open slot	4x PCIe x8	1x 750W Platinum	E	N	Y	N	R2
7X04A07GEA	1x 4216 16C 100W 2.1GHz	1x 16GB (x8) 2666MHz	1x RAID 930-8i 2GB	8 / 16 HS SFF	Open bay	Open slot	1x PCIe x8	1x 750W Platinum	E	N	Y	N	R2
7X04A0B9EA	1x 5218R 20C 125W 2.1GHz	1x 16GB (x8) 2933MHz	1x RAID 930-8i 2GB	8 / 16 HS SFF	Open bay	Open slot	4x PCIe x8	1x 750W Platinum	E	N	Y	N	R2

\* Processor details: Processor quantity and model, cores, thermal design power (TDP), and core speed.

^ The server supports one onboard PCIe slot 4 and up to five I/O slots on the riser cards. An internal PCIe storage controller occupies the PCIe slot 4. The onboard SATA AHCI/RAID controller does not consume a PCIe slot.

Table 8. SR550 server models: India

Model number	Intel Xeon processor* (2 max)	Memory RDIMM (12 max)	Storage controller	Drive bays (std / max)	Drives	Eth. LOM	I/O slots (6 max)^	Power supply (2 max)	XClarity Controller	Front VGA port	Tool-less Rail Kit	CMA	Power cord
Relationship models - India													
7X04A0A9SG	1x 3204 6C 85W 1.9GHz	1x 8GB (x8) 2933MHz	1x RAID 530-8i	8 / 8 HS LFF	Open bay	Open slot	4x PCIe x8	1x 750W Platinum	S	Y	N	N	N
7X04A09SSG	1x 3204 6C 85W 1.9GHz	1x 8GB (x8) 2933MHz	1x RAID 530-8i	8 / 16 HS SFF	Open bay	Open slot	4x PCIe x8	1x 750W Platinum	S	Y	N	N	N
7X04A07ASG	1x 3204 6C 85W 1.9GHz	1x 8GB (x8) 2933MHz	1x RAID 530-8i	8 / 16 HS SFF	Open bay	Open slot	4x PCIe x8	1x 750W Platinum	S	Y	N	N	R2
7X04A0A4SG	1x 4208 8C 85W 2.1GHz	1x 8GB (x8) 2933MHz	1x RAID 530-8i	8 / 8 HS LFF	Open bay	Open slot	4x PCIe x8	1x 750W Platinum	S	Y	N	N	N
7X04A0A7SG	1x 4208 8C 85W 2.1GHz	1x 8GB (x8) 2933MHz	1x RAID 530-8i	8 / 16 HS SFF	Open bay	Open slot	4x PCIe x8	1x 750W Platinum	S	Y	N	N	N
7X04A0A1SG	1x 4210 10C 85W 2.2GHz	1x 8GB (x8) 2933MHz	1x RAID 530-8i	8 / 8 HS LFF	Open bay	Open slot	4x PCIe x8	1x 750W Platinum	S	Y	N	N	N
7X04A09MSG	1x 4210 10C 85W 2.2GHz	1x 8GB (x8) 2933MHz	1x RAID 530-8i	8 / 16 HS SFF	Open bay	Open slot	4x PCIe x8	1x 750W Platinum	S	Y	N	N	N
7X04A099SG	1x 4214 12C 85W 2.2GHz	1x 8GB (x8) 2933MHz	1x RAID 530-8i	8 / 8 HS LFF	Open bay	Open slot	4x PCIe x8	1x 750W Platinum	S	Y	N	N	N
7X04A09JSG	1x 4214 12C 85W 2.2GHz	1x 8GB (x8) 2933MHz	1x RAID 530-8i	8 / 16 HS SFF	Open bay	Open slot	4x PCIe x8	1x 750W Platinum	S	Y	N	N	N
7X04A09VSG	1x 4215 8C 85W 2.5GHz	1x 8GB (x8) 2933MHz	1x RAID 530-8i	8 / 8 HS LFF	Open bay	Open slot	4x PCIe x8	1x 750W Platinum	S	Y	N	N	N
7X04A09ASG	1x 4215 8C 85W 2.5GHz	1x 8GB (x8) 2933MHz	1x RAID 530-8i	8 / 16 HS SFF	Open bay	Open slot	4x PCIe x8	1x 750W Platinum	S	Y	N	N	N
7X04A0A2SG	1x 4216 16C 100W 2.1GHz	1x 8GB (x8) 2933MHz	1x RAID 530-8i	8 / 8 HS LFF	Open bay	Open slot	4x PCIe x8	1x 750W Platinum	S	Y	N	N	N
7X04A0A5SG	1x 4216 16C 100W 2.1GHz	1x 8GB (x8) 2933MHz	1x RAID 530-8i	8 / 16 HS SFF	Open bay	Open slot	4x PCIe x8	1x 750W Platinum	S	Y	N	N	N
7X04A09TSG	1x 5215 10C 85W 2.5GHz	1x 8GB (x8) 2933MHz	1x RAID 530-8i	8 / 8 HS LFF	Open bay	Open slot	4x PCIe x8	1x 750W Platinum	S	Y	N	N	N
7X04A09GSG	1x 5215 10C 85W 2.5GHz	1x 8GB (x8) 2933MHz	1x RAID 530-8i	8 / 16 HS SFF	Open bay	Open slot	4x PCIe x8	1x 750W Platinum	S	Y	N	N	N
7X04A096SG	1x 5217 8C 115W 3.0GHz	1x 8GB (x8) 2933MHz	1x RAID 530-8i	8 / 8 HS LFF	Open bay	Open slot	4x PCIe x8	1x 750W Platinum	S	Y	N	N	N
7X04A09ESG	1x 5217 8C 115W 3.0GHz	1x 8GB (x8) 2933MHz	1x RAID 530-8i	8 / 16 HS SFF	Open bay	Open slot	4x PCIe x8	1x 750W Platinum	S	Y	N	N	N
7X04A095SG	1x 5218 16C 125W 2.3GHz	1x 8GB (x8) 2933MHz	1x RAID 530-8i	8 / 8 HS LFF	Open bay	Open slot	4x PCIe x8	1x 750W Platinum	S	Y	N	N	N
7X04A09HSG	1x 5218 16C 125W 2.3GHz	1x 8GB (x8) 2933MHz	1x RAID 530-8i	8 / 16 HS SFF	Open bay	Open slot	4x PCIe x8	1x 750W Platinum	S	Y	N	N	N
7X04A09ZSG	1x 5220 18C 125W 2.2GHz	1x 8GB (x8) 2933MHz	1x RAID 530-8i	8 / 8 HS LFF	Open bay	Open slot	4x PCIe x8	1x 750W Platinum	S	Y	N	N	N
7X04A0A0SG	1x 5220 18C 125W 2.2GHz	1x 8GB (x8) 2933MHz	1x RAID 530-8i	8 / 16 HS SFF	Open bay	Open slot	4x PCIe x8	1x 750W Platinum	S	Y	N	N	N

\* Processor details: Processor quantity and model, cores, thermal design power (TDP), and core speed.

^ The server supports one onboard PCIe slot 4 and up to five I/O slots on the riser cards. An internal PCIe storage controller occupies the PCIe slot 4. The onboard SATA AHCI/RAID controller does not consume a PCIe slot.

Table 9. SR550 server models: Hong Kong, Taiwan, Korea

Model number	Intel Xeon processor* (2 max)	Memory RDIMM (12 max)	Storage controller	Drive bays (std / max)	Drives	Eth. LOM	I/O slots (6 max)^	Power supply (2 max)	XClarity Controller	Front VGA port	Tool-less Rail Kit	CMA	Power cord
Relationship models - Hong Kong, Taiwan, Korea													
7X04A0ALCN	1x 3204 6C 85W 1.9GHz	1x 8GB (x8) 2933MHz	1x RAID 530-8i	8 / 8 HS LFF	Open bay	Open slot	4x PCIe x8	1x 750W Platinum	S	Y	N	N	N
7X04A0AKCN	1x 3204 6C 85W 1.9GHz	1x 8GB (x8) 2933MHz	1x RAID 530-8i	8 / 16 HS SFF	Open bay	Open slot	4x PCIe x8	1x 750W Platinum	S	Y	N	N	N
7X04A0ANCN	1x 4208 8C 85W 2.1GHz	1x 8GB (x8) 2933MHz	1x RAID 530-8i	8 / 8 HS LFF	Open bay	Open slot	4x PCIe x8	1x 750W Platinum	S	Y	N	N	N
7X04A0AMCN	1x 4208 8C 85W 2.1GHz	1x 8GB (x8) 2933MHz	1x RAID 530-8i	8 / 16 HS SFF	Open bay	Open slot	4x PCIe x8	1x 750W Platinum	S	Y	N	N	N
7X04A0AQC�	1x 4210 10C 85W 2.2GHz	1x 8GB (x8) 2933MHz	1x RAID 530-8i	8 / 8 HS LFF	Open bay	Open slot	4x PCIe x8	1x 750W Platinum	S	Y	N	N	N
7X04A0APCN	1x 4210 10C 85W 2.2GHz	1x 8GB (x8) 2933MHz	1x RAID 530-8i	8 / 16 HS SFF	Open bay	Open slot	4x PCIe x8	1x 750W Platinum	S	Y	N	N	N
7X04A0ASC�	1x 4214 12C 85W 2.2GHz	1x 8GB (x8) 2933MHz	1x RAID 530-8i	8 / 8 HS LFF	Open bay	Open slot	4x PCIe x8	1x 750W Platinum	S	Y	N	N	N
7X04A0ARCN	1x 4214 12C 85W 2.2GHz	1x 8GB (x8) 2933MHz	1x RAID 530-8i	8 / 16 HS SFF	Open bay	Open slot	4x PCIe x8	1x 750W Platinum	S	Y	N	N	N
7X04A0B0CN	1x 4215 8C 85W 2.5GHz	1x 8GB (x8) 2933MHz	1x RAID 530-8i	8 / 8 HS LFF	Open bay	Open slot	4x PCIe x8	1x 750W Platinum	S	Y	N	N	N
7X04A0AZCN	1x 4215 8C 85W 2.5GHz	1x 8GB (x8) 2933MHz	1x RAID 530-8i	8 / 16 HS SFF	Open bay	Open slot	4x PCIe x8	1x 750W Platinum	S	Y	N	N	N
7X04A0AUC�	1x 4216 16C 100W 2.1GHz	1x 8GB (x8) 2933MHz	1x RAID 530-8i	8 / 8 HS LFF	Open bay	Open slot	4x PCIe x8	1x 750W Platinum	S	Y	N	N	N
7X04A0ATCN	1x 4216 16C 100W 2.1GHz	1x 8GB (x8) 2933MHz	1x RAID 530-8i	8 / 16 HS SFF	Open bay	Open slot	4x PCIe x8	1x 750W Platinum	S	Y	N	N	N
7X04A0AWCN	1x 5215 10C 85W 2.5GHz	1x 8GB (x8) 2933MHz	1x RAID 530-8i	8 / 8 HS LFF	Open bay	Open slot	4x PCIe x8	1x 750W Platinum	S	Y	N	N	N
7X04A0AVCN	1x 5215 10C 85W 2.5GHz	1x 8GB (x8) 2933MHz	1x RAID 530-8i	8 / 16 HS SFF	Open bay	Open slot	4x PCIe x8	1x 750W Platinum	S	Y	N	N	N
7X04A0AYCN	1x 5217 8C 115W 3.0GHz	1x 8GB (x8) 2933MHz	1x RAID 530-8i	8 / 8 HS LFF	Open bay	Open slot	4x PCIe x8	1x 750W Platinum	S	Y	N	N	N
7X04A0AXCN	1x 5217 8C 115W 3.0GHz	1x 8GB (x8) 2933MHz	1x RAID 530-8i	8 / 16 HS SFF	Open bay	Open slot	4x PCIe x8	1x 750W Platinum	S	Y	N	N	N
7X04A0B2CN	1x 5218 16C 125W 2.3GHz	1x 8GB (x8) 2933MHz	1x RAID 530-8i	8 / 8 HS LFF	Open bay	Open slot	4x PCIe x8	1x 750W Platinum	S	Y	N	N	N
7X04A0B1CN	1x 5218 16C 125W 2.3GHz	1x 8GB (x8) 2933MHz	1x RAID 530-8i	8 / 16 HS SFF	Open bay	Open slot	4x PCIe x8	1x 750W Platinum	S	Y	N	N	N
7X04A0B4CN	1x 5220 18C 125W 2.2GHz	1x 8GB (x8) 2933MHz	1x RAID 530-8i	8 / 8 HS LFF	Open bay	Open slot	4x PCIe x8	1x 750W Platinum	S	Y	N	N	N
7X04A0B3CN	1x 5220 18C 125W 2.2GHz	1x 8GB (x8) 2933MHz	1x RAID 530-8i	8 / 16 HS SFF	Open bay	Open slot	4x PCIe x8	1x 750W Platinum	S	Y	N	N	N
7X04A075CN	1x 6230 20C 125W 2.1GHz	1x 8GB (x8) 2933MHz	1x RAID 530-8i	8 / 8 HS LFF	Open bay	Open slot	4x PCIe x8	1x 750W Platinum	S	Y	N	N	N

\* Processor details: Processor quantity and model, cores, thermal design power (TDP), and core speed.

^ The server supports one onboard PCIe slot 4 and up to five I/O slots on the riser cards. An internal PCIe storage controller occupies the PCIe slot 4. The onboard SATA AHCI/RAID controller does not consume a PCIe slot.



Table 10. SR550 server models: Japan

Model number	Intel Xeon processor* (2 max)	Memory RDIMM (12 max)	Storage controller	Drive bays (std / max)	Drives	Eth. LOM	I/O slots (6 max)^	Power supply (2 max)	XClarity Controller	Front VGA port	Tool-less Rail Kit	CMA	Power cord
TopSeller models - Japan													
7X04A077JP	1x 3204 6C 85W 1.9GHz	1x 16GB (x4) 2666MHz	1x RAID 730-8i 2GB	8 / 16 HS SFF	Open bay	Open slot	4x PCIe x8	1x 550W	A	N	Y	N	N
7X04A07FJP	1x 3204 6C 85W 1.9GHz	1x 16GB (x4) 2666MHz	1x RAID 730-8i 2GB	8 / 8 HS LFF	Open bay	Open slot	4x PCIe x8	1x 550W	A	N	Y	N	N
7X04A07QJP	1x 4208 8C 85W 2.1GHz	1x 16GB (x4) 2666MHz	1x RAID 730-8i 2GB	8 / 16 HS SFF	Open bay	Open slot	4x PCIe x8	1x 550W	A	N	Y	N	N
7X04A07UJP	1x 4210 10C 85W 2.2GHz	1x 16GB (x4) 2666MHz	1x RAID 730-8i 2GB	8 / 16 HS SFF	Open bay	Open slot	4x PCIe x8	1x 550W	A	N	Y	N	N
7X04A07NJP	1x 4210 10C 85W 2.2GHz	1x 16GB (x4) 2666MHz	1x RAID 930-16i 4GB	12 / 12 HS LFF	Open bay	Open slot	4x PCIe x8	1x 550W	A	N	Y	N	N
7X04A07VJP	1x 4214 12C 85W 2.2GHz	1x 16GB (x4) 2666MHz	1x RAID 730-8i 2GB	8 / 16 HS SFF	Open bay	Open slot	4x PCIe x8	1x 550W	A	N	Y	N	N
7X04A07EJP	1x 4215 8C 85W 2.5GHz	1x 16GB (x4) 2666MHz	1x RAID 730-8i 2GB	8 / 16 HS SFF	Open bay	Open slot	4x PCIe x8	1x 550W	A	N	Y	N	N
7X04A07DJP	1x 4216 16C 100W 2.1GHz	1x 16GB (x4) 2666MHz	1x RAID 730-8i 2GB	8 / 16 HS SFF	Open bay	Open slot	4x PCIe x8	1x 550W	A	N	Y	N	N
7X04A076JP	1x 4216 16C 100W 2.1GHz	1x 16GB (x4) 2666MHz	1x RAID 930-16i 4GB	12 / 12 HS LFF	Open bay	Open slot	4x PCIe x8	1x 550W	A	N	Y	N	N
7X04A07CJP	1x 5215 10C 85W 2.5GHz	1x 16GB (x4) 2666MHz	1x RAID 730-8i 2GB	8 / 16 HS SFF	Open bay	Open slot	4x PCIe x8	1x 750W Platinum	A	N	Y	N	N
7X04A07TJP	1x 5217 8C 115W 3.0GHz	1x 16GB (x4) 2666MHz	1x RAID 730-8i 2GB	8 / 16 HS SFF	Open bay	Open slot	4x PCIe x8	1x 750W Platinum	A	N	Y	N	N
7X04A07RJP	1x 5218 16C 125W 2.3GHz	1x 16GB (x4) 2666MHz	1x RAID 730-8i 2GB	8 / 16 HS SFF	Open bay	Open slot	4x PCIe x8	1x 750W Platinum	A	N	Y	N	N
7X04A07HJP	1x 5220 18C 125W 2.2GHz	1x 16GB (x4) 2666MHz	1x RAID 730-8i 2GB	8 / 16 HS SFF	Open bay	Open slot	4x PCIe x8	1x 750W Platinum	A	N	Y	N	N
7X04A07MJP	1x 5222 4C 105W 3.8GHz	1x 16GB (x4) 2666MHz	1x RAID 730-8i 2GB	8 / 16 HS SFF	Open bay	Open slot	4x PCIe x8	1x 750W Platinum	A	N	Y	N	N
7X04A07PJP	1x 6230 20C 125W 2.1GHz	1x 16GB (x4) 2666MHz	1x RAID 730-8i 2GB	8 / 16 HS SFF	Open bay	Open slot	4x PCIe x8	1x 750W Platinum	A	N	Y	N	N

\* Processor details: Processor quantity and model, cores, thermal design power (TDP), and core speed.

^ The server supports one onboard PCIe slot 4 and up to five I/O slots on the riser cards. An internal PCIe storage controller occupies the PCIe slot 4. The onboard SATA AHCI/RAID controller does not consume a PCIe slot.

Table 11. SR550 server models: ASEAN

Model number	Intel Xeon processor* (2 max)	Memory RDIMM (12 max)	Storage controller	Drive bays (std / max)	Drives	Eth. LOM	I/O slots (6 max)^	Power supply (2 max)	XClarity Controller	Front VGA port	Tool-less Rail Kit	CMA	Power cord
Relationship models - ASEAN													
7X04A09USG	1x 3204 6C 85W 1.9GHz	1x 8GB (x8) 2933MHz	1x RAID 530-8i	8 / 8 HS LFF	Open bay	Open slot	4x PCIe x8	1x 750W Platinum	S	Y	N	N	N
7X04A09XSG	1x 3204 6C 85W 1.9GHz	1x 8GB (x8) 2933MHz	1x RAID 530-8i	8 / 16 HS SFF	Open bay	Open slot	4x PCIe x8	1x 750W Platinum	S	Y	N	N	N
7X04A07BSG	1x 3204 6C 85W 1.9GHz	1x 8GB (x8) 2933MHz	1x RAID 530-8i	8 / 16 HS SFF	Open bay	Open slot	4x PCIe x8	1x 750W Platinum	S	Y	N	N	N
7X04A0A8SG	1x 4208 8C 85W 2.1GHz	1x 8GB (x8) 2933MHz	1x RAID 530-8i	8 / 8 HS LFF	Open bay	Open slot	4x PCIe x8	1x 750W Platinum	S	Y	N	N	N
7X04A09NSG	1x 4208 8C 85W 2.1GHz	1x 8GB (x8) 2933MHz	1x RAID 530-8i	8 / 16 HS SFF	Open bay	Open slot	4x PCIe x8	1x 750W Platinum	S	Y	N	N	N
7X04A09QSG	1x 4210 10C 85W 2.2GHz	1x 8GB (x8) 2933MHz	1x RAID 530-8i	8 / 8 HS LFF	Open bay	Open slot	4x PCIe x8	1x 750W Platinum	S	Y	N	N	N
7X04A0A6SG	1x 4210 10C 85W 2.2GHz	1x 8GB (x8) 2933MHz	1x RAID 530-8i	8 / 16 HS SFF	Open bay	Open slot	4x PCIe x8	1x 750W Platinum	S	Y	N	N	N
7X04A09KSG	1x 4214 12C 85W 2.2GHz	1x 8GB (x8) 2933MHz	1x RAID 530-8i	8 / 8 HS LFF	Open bay	Open slot	4x PCIe x8	1x 750W Platinum	S	Y	N	N	N
7X04A09LSG	1x 4214 12C 85W 2.2GHz	1x 8GB (x8) 2933MHz	1x RAID 530-8i	8 / 16 HS SFF	Open bay	Open slot	4x PCIe x8	1x 750W Platinum	S	Y	N	N	N
7X04A098SG	1x 4215 8C 85W 2.5GHz	1x 8GB (x8) 2933MHz	1x RAID 530-8i	8 / 8 HS LFF	Open bay	Open slot	4x PCIe x8	1x 750W Platinum	S	Y	N	N	N
7X04A09DSG	1x 4215 8C 85W 2.5GHz	1x 8GB (x8) 2933MHz	1x RAID 530-8i	8 / 16 HS SFF	Open bay	Open slot	4x PCIe x8	1x 750W Platinum	S	Y	N	N	N
7X04A094SG	1x 4216 16C 100W 2.1GHz	1x 8GB (x8) 2933MHz	1x RAID 530-8i	8 / 8 HS LFF	Open bay	Open slot	4x PCIe x8	1x 750W Platinum	S	Y	N	N	N
7X04A09YSG	1x 4216 16C 100W 2.1GHz	1x 8GB (x8) 2933MHz	1x RAID 530-8i	8 / 16 HS SFF	Open bay	Open slot	4x PCIe x8	1x 750W Platinum	S	Y	N	N	N
7X04A09CSG	1x 5215 10C 85W 2.5GHz	1x 8GB (x8) 2933MHz	1x RAID 530-8i	8 / 8 HS LFF	Open bay	Open slot	4x PCIe x8	1x 750W Platinum	S	Y	N	N	N
7X04A09BSG	1x 5215 10C 85W 2.5GHz	1x 8GB (x8) 2933MHz	1x RAID 530-8i	8 / 16 HS SFF	Open bay	Open slot	4x PCIe x8	1x 750W Platinum	S	Y	N	N	N
7X04A09PSG	1x 5217 8C 115W 3.0GHz	1x 8GB (x8) 2933MHz	1x RAID 530-8i	8 / 8 HS LFF	Open bay	Open slot	4x PCIe x8	1x 750W Platinum	S	Y	N	N	N
7X04A0A3SG	1x 5217 8C 115W 3.0GHz	1x 8GB (x8) 2933MHz	1x RAID 530-8i	8 / 16 HS SFF	Open bay	Open slot	4x PCIe x8	1x 750W Platinum	S	Y	N	N	N
7X04A09FSG	1x 5218 16C 125W 2.3GHz	1x 8GB (x8) 2933MHz	1x RAID 530-8i	8 / 8 HS LFF	Open bay	Open slot	4x PCIe x8	1x 750W Platinum	S	Y	N	N	N
7X04A09RSG	1x 5218 16C 125W 2.3GHz	1x 8GB (x8) 2933MHz	1x RAID 530-8i	8 / 16 HS SFF	Open bay	Open slot	4x PCIe x8	1x 750W Platinum	S	Y	N	N	N
7X04A09WSG	1x 5220 18C 125W 2.2GHz	1x 8GB (x8) 2933MHz	1x RAID 530-8i	8 / 8 HS LFF	Open bay	Open slot	4x PCIe x8	1x 750W Platinum	S	Y	N	N	N
7X04A097SG	1x 5220 18C 125W 2.2GHz	1x 8GB (x8) 2933MHz	1x RAID 530-8i	8 / 16 HS SFF	Open bay	Open slot	4x PCIe x8	1x 750W Platinum	S	Y	N	N	N

\* Processor details: Processor quantity and model, cores, thermal design power (TDP), and core speed.

^ The server supports one onboard PCIe slot 4 and up to five I/O slots on the riser cards. An internal PCIe storage controller occupies the PCIe slot 4. The onboard SATA AHCI/RAID controller does not consume a PCIe slot.

Table 12. SR550 server models: Australia and New Zealand

Model number	Intel Xeon processor* (2 max)	Memory RDIMM (12 max)	Storage controller	Drive bays (std / max)	Drives	Eth. LOM	I/O slots (6 max)^	Power supply (2 max)	XClarity Controller	Front VGA port	Tool-less Rail Kit	CMA	Power cord
Relationship models - Australia and New Zealand (1-year warranty)													
7X03A00VAU	1x 3204 6C 85W 1.9GHz	1x 16GB (x8) 2666MHz	None	No bays / 12 HS LFF	Open bay	Open slot	None	1x 550W	S	Y	Y	N	R2
Relationship models - Australia and New Zealand (3-year warranty)													
7X04A07BAU	1x 3204 6C 85W 1.9GHz	1x 8GB (x8) 2933MHz	1x RAID 530-8i	8 / 16 HS SFF	Open bay	Open slot	4x PCIe x8	1x 750W Platinum	S	Y	N	N	N
7X04A07WAU	1x 3204 6C 85W 1.9GHz	1x 16GB (x8) 2933MHz	1x RAID 530-8i	8 / 16 HS SFF	Open bay	Open slot	1x PCIe x8	1x 750W Platinum	E	Y	Y	Y	N
7X04A074AU	1x 3204 6C 85W 1.9GHz	1x 16GB (x8) 2666MHz	1x RAID 930-16i 4GB	12 / 12 HS LFF	Open bay	Open slot	1x PCIe x8	1x 750W Platinum	E	N	Y	N	R2
7X04A07JAU	1x 4208 8C 85W 2.1GHz	1x 16GB (x8) 2666MHz	None	No bays / 12 HS LFF	Open bay	Open slot	1x PCIe x8	1x 750W Platinum	E	N	Y	N	R2
7X04A07LAU	1x 4208 8C 85W 2.1GHz	1x 16GB (x8) 2666MHz	1x RAID 530-8i	8 / 16 HS SFF	Open bay	Open slot	1x PCIe x8	1x 750W Platinum	E	N	Y	N	R2
7X04A07XAU	1x 4208 8C 85W 2.1GHz	1x 16GB (x8) 2933MHz	1x RAID 530-8i	8 / 16 HS SFF	Open bay	Open slot	1x PCIe x8	1x 750W Platinum	E	Y	Y	Y	N
7X04A07ZAU	1x 4208 8C 85W 2.1GHz	1x 16GB (x8) 2933MHz	1x RAID 930-8i 2GB	8 / 16 HS SFF	Open bay	Open slot	1x PCIe x8	1x 750W Platinum	E	Y	Y	Y	N
7X04A073AU	1x 4208 8C 85W 2.1GHz	1x 16GB (x8) 2666MHz	1x RAID 930-16i 4GB	12 / 12 HS LFF	Open bay	Open slot	1x PCIe x8	1x 750W Platinum	E	N	Y	N	R2
7X04A07KAU	1x 4210 10C 85W 2.2GHz	1x 16GB (x8) 2666MHz	1x RAID 530-8i	8 / 16 HS SFF	Open bay	Open slot	1x PCIe x8	1x 750W Platinum	E	N	Y	N	R2
7X04A080AU	1x 4210 10C 85W 2.2GHz	1x 16GB (x8) 2933MHz	1x RAID 530-8i	8 / 16 HS SFF	Open bay	Open slot	1x PCIe x8	1x 750W Platinum	E	Y	Y	Y	N
7X04A079AU	1x 4210 10C 85W 2.2GHz	1x 16GB (x8) 2666MHz	1x RAID 930-8i 2GB	8 / 8 HS LFF	Open bay	Open slot	1x PCIe x8	1x 750W Platinum	E	N	Y	N	R2
7X04A07YAU	1x 4210 10C 85W 2.2GHz	1x 16GB (x8) 2933MHz	1x RAID 930-8i 2GB	8 / 16 HS SFF	Open bay	Open slot	1x PCIe x8	1x 750W Platinum	E	Y	Y	Y	N
7X04A078AU	1x 4210 10C 85W 2.2GHz	1x 16GB (x8) 2666MHz	1x RAID 930-16i 4GB	12 / 12 HS LFF	Open bay	Open slot	1x PCIe x8	1x 750W Platinum	E	N	Y	N	R2
7X04A081AU	1x 4210 10C 85W 2.2GHz	1x 32GB (x4) 2933MHz	1x RAID 530-8i	8 / 16 HS SFF	Open bay	Open slot	1x PCIe x8	1x 750W Platinum	E	Y	Y	Y	N
7X04A082AU	1x 4210 10C 85W 2.2GHz	1x 32GB (x4) 2933MHz	1x RAID 930-8i 2GB	8 / 16 HS SFF	Open bay	Open slot	1x PCIe x8	1x 750W Platinum	E	Y	Y	Y	N
7X04A07SAU	1x 4214 12C 85W 2.2GHz	1x 16GB (x8) 2666MHz	1x RAID 930-8i 2GB	8 / 16 HS SFF	Open bay	Open slot	1x PCIe x8	1x 750W Platinum	E	N	Y	N	R2
7X04A07GAU	1x 4216 16C 100W 2.1GHz	1x 16GB (x8) 2666MHz	1x RAID 930-8i 2GB	8 / 16 HS SFF	Open bay	Open slot	1x PCIe x8	1x 750W Platinum	E	N	Y	N	R2

\* Processor details: Processor quantity and model, cores, thermal design power (TDP), and core speed.

^ The server supports one onboard PCIe slot 4 and up to five I/O slots on the riser cards. An internal PCIe storage controller occupies the PCIe slot 4. The onboard SATA AHCI/RAID controller does not consume a PCIe slot.

## Processors

The SR550 server supports one or two Intel Xeon Bronze, Silver, Gold, or Platinum processors of up to 125 W TDP. The following table lists the specifications of the processors for the SR550 server.

### Processor specifications table abbreviations:

- UPI: Ultra Path Interconnect
- TDP: Thermal Design Power
- HT: Hyper-Threading
- TB: Turbo Boost 2.0
- VT-x: Virtualization Technology
- VT-d: Virtualization Technology for Directed I/O
- SST-PP: Speed Select Technology - Performance Profile
- FMA: Fused-Multiply Add (AVX-512)
- RAS: Reliability, Availability, and Serviceability
  - Std: Standard RAS
  - Adv: Advanced RAS

Table 13. Processor specifications

CPU model	Cores / threads	Core speed (Base / TB Max)	Cache	Max DDR4 speed	Max memory capacity per socket	UPI speed	TDP	HT	TB	VT-x	VT-d	SST-PP	FMA units	RAS
<b>Intel Xeon Bronze processors</b>														
3204	6 / 6	1.9 / 1.9 GHz	8.25 MB	2133 MHz	1 TB	9.6 GT/s	85 W	N	N	Y	Y	N	1	Std
3206R	8 / 8	1.9 / 1.9 GHz	11 MB	2133 MHz	1 TB	9.6 GT/s	85 W	N	N	Y	Y	N	1	Std
<b>Intel Xeon Silver processors</b>														
4208	8 / 16	2.1 / 3.2 GHz	11 MB	2400 MHz	1 TB	9.6 GT/s	85 W	Y	Y	Y	Y	N	1	Std
4209T	8 / 16	2.2 / 3.2 GHz	11 MB	2400 MHz	1 TB	9.6 GT/s	70 W	Y	Y	Y	Y	N	1	Std
4210	10 / 20	2.2 / 3.2 GHz	13.75 MB	2400 MHz	1 TB	9.6 GT/s	85 W	Y	Y	Y	Y	N	1	Std
4210R	10 / 20	2.4 / 3.2 GHz	13.75 MB	2400 MHz	1 TB	9.6 GT/s	100 W	Y	Y	Y	Y	N	1	Std
4214	12 / 24	2.2 / 3.2 GHz	16.5 MB	2400 MHz	1 TB	9.6 GT/s	85 W	Y	Y	Y	Y	N	1	Std
4214R	12 / 24	2.4 / 3.5 GHz	16.5 MB	2400 MHz	1 TB	9.6 GT/s	100 W	Y	Y	Y	Y	N	1	Std
4214Y	12 / 24	2.2 / 3.2 GHz	16.5 MB	2400 MHz	1 TB	9.6 GT/s	85 W	Y	Y	Y	Y	Y	1	Std
	10 / 20	2.3 / 3.2 GHz												
	8 / 16	2.4 / 3.2 GHz												
4215	8 / 16	2.5 / 3.5 GHz	11 MB	2400 MHz	1 TB	9.6 GT/s	85 W	Y	Y	Y	Y	N	1	Std
4216	16 / 32	2.1 / 3.2 GHz	22 MB	2400 MHz	1 TB	9.6 GT/s	100 W	Y	Y	Y	Y	N	1	Std
<b>Intel Xeon Gold processors</b>														
5215	10 / 20	2.5 / 3.4 GHz	13.75 MB	2666 MHz	1 TB	10.4 GT/s	85 W	Y	Y	Y	Y	N	1	Adv
5215M	10 / 20	2.5 / 3.4 GHz	13.75 MB	2666 MHz	2 TB	10.4 GT/s	85 W	Y	Y	Y	Y	N	1	Adv
5215L	10 / 20	2.5 / 3.4 GHz	13.75 MB	2666 MHz	4.5 TB	10.4 GT/s	85 W	Y	Y	Y	Y	N	1	Adv
5217	8 / 16	3.0 / 3.7 GHz	11 MB	2666 MHz	1 TB	10.4 GT/s	115 W	Y	Y	Y	Y	N	1	Adv
5218	16 / 32	2.3 / 3.9 GHz	22 MB	2666 MHz	1 TB	10.4 GT/s	125 W	Y	Y	Y	Y	N	1	Adv
5218B	16 / 32	2.3 / 3.9 GHz	22 MB	2666 MHz	1 TB	10.4 GT/s	125 W	Y	Y	Y	Y	N	1	Adv
5218R	20 / 40	2.1 / 4.0 GHz	27.5 MB	2666 MHz	1 TB	10.4 GT/s	125 W	Y	Y	Y	Y	N	1	Adv
5218T	16 / 32	2.1 / 3.8 GHz	22 MB	2667 MHz	1 TB	10.4 GT/s	105 W	Y	Y	Y	Y	N	1	Adv
5220	18 / 36	2.2 / 3.9 GHz	24.75 MB	2666 MHz	1 TB	10.4 GT/s	125 W	Y	Y	Y	Y	N	1	Adv
5220S	18 / 36	2.7 / 3.9 GHz	24.75 MB	2667 MHz	1 TB	10.4 GT/s	125 W	Y	Y	Y	Y	N	1	Adv
5220T	18 / 36	1.9 / 3.9 GHz	24.75 MB	2667 MHz	1 TB	10.4 GT/s	105 W	Y	Y	Y	Y	N	1	Adv
5222	4 / 8	3.8 / 3.9 GHz	16.5 MB	2933 MHz	1 TB	10.4 GT/s	105 W	Y	Y	Y	Y	N	2	Adv
6209U	20 / 40	2.1 / 3.9 GHz	27.5 MB	2933 MHz	1 TB	N/A	125 W	Y	Y	Y	Y	N	2	Adv

CPU model	Cores / threads	Core speed (Base / TB Max)	Cache	Max DDR4 speed	Max memory capacity per socket	UPI speed	TDP	HT	TB	VT-x	VT-d	SST-PP	FMA units	RAS
6222V	20 / 40	1.8 / 3.6 GHz	27.5 MB	2400 MHz	1 TB	10.4 GT/s	115 W	Y	Y	Y	Y	N	2	Adv
6226	12 / 24	2.7 / 3.7 GHz	19.25 MB	2933 MHz	1 TB	10.4 GT/s	125 W	Y	Y	Y	Y	N	2	Adv
6230	20 / 40	2.1 / 3.9 GHz	27.5 MB	2933 MHz	1 TB	10.4 GT/s	125 W	Y	Y	Y	Y	N	2	Adv
6230N	20 / 40	2.3 / 3.9 GHz	27.5 MB	2933 MHz	1 TB	10.4 GT/s	125 W	Y	Y	Y	Y	N	2	Adv
6230T	20 / 40	2.1 / 3.9 GHz	27.5 MB	2933 MHz	1 TB	10.4 GT/s	125 W	Y	Y	Y	Y	N	2	Adv
6238T	22 / 44	1.9 / 3.7 GHz	30.25 MB	2933 MHz	1 TB	10.4 GT/s	125 W	Y	Y	Y	Y	N	2	Adv
<b>Intel Xeon Platinum processors</b>														
8253	16 / 32	2.2 / 3.0 GHz	22 MB	2933 MHz	1 TB	10.4 GT/s	125 W	Y	Y	Y	Y	N	2	Adv
8256	4 / 8	3.8 / 3.9 GHz	16.5 MB	2933 MHz	1 TB	10.4 GT/s	105 W	Y	Y	Y	Y	N	2	Adv

### Configuration notes:

- The Intel Xeon Gold 5218 and 5218B processors have similar specifications; however, they use different silicon designs and cannot be mixed in the same system.
- The processors that support SST-PP offer three distinct operating points that are defined by a core count with a base speed associated with that core count. The operating point is static, it is selected during the boot process and cannot be changed at runtime.

For the SR550 server models that come standard with one processor, the second processor can be ordered, if required (see the following table for ordering information). The second processor must be of the same model as the first processor. The second processor option includes a processor and a heatsink; an additional system fan is not included and needs to be purchased with the second processor (see [Cooling](#) for details).

Table 14. Processor options

Description	Part number	Feature code*
<b>Intel Xeon Bronze processors</b>		
SR550/SR590/SR650 Intel Xeon Bronze 3204 6C 85W 1.9GHz Processor w/o FAN	4XG7A37938	B4HU
SR550/SR590/SR650 Intel Xeon Bronze 3206R 8C 85W 1.9GHz Processor w/o FAN	4XG7A37983	B7N3
<b>Intel Xeon Silver processors</b>		
SR550/SR590/SR650 Intel Xeon Silver 4208 8C 85W 2.1GHz Processor w/o FAN	4XG7A37935	B4HT
SR550/SR590/SR650 Intel Xeon Silver 4209T 8C 70W 2.2GHz Processor w/o FAN	4XG7A37944	B4P4
SR550/SR590/SR650 Intel Xeon Silver 4210 10C 85W 2.2GHz Processor w/o FAN	4XG7A37932	B4HS
SR550/SR590/SR650 Intel Xeon Silver 4210R 10C 100W 2.4GHz Processor w/o FAN	4XG7A37981	B7N5
SR550/SR590/SR650 Intel Xeon Silver 4214 12C 85W 2.2GHz Processor w/o FAN	4XG7A37929	B4HR
SR550/SR590/SR650 Intel Xeon Silver 4214R 12C 100W 2.4GHz Processor w/o FAN	4XG7A37980	B7N6
SR550/SR590/SR650 Intel Xeon Silver 4214Y 12/10/8C 85W 2.2GHz Processor w/o FAN	4XG7A37941	B4NW
SR550/SR590/SR650 Intel Xeon Silver 4215 8C 85W 2.5GHz Processor w/o FAN	4XG7A37926	B4HQ
SR550/SR590/SR650 Intel Xeon Silver 4216 16C 100W 2.1GHz Processor w/o FAN	4XG7A37923	B4HP
<b>Intel Xeon Gold processors</b>		
SR550/SR590/SR650 Intel Xeon Gold 5215 10C 85W 2.5GHz Processor w/o FAN	4XG7A37916	B4HN
SR550/SR590/SR650 Intel Xeon Gold 5215M 10C 85W 2.5GHz Processor w/o FAN	4XG7A37913	B4P1
SR550/SR590/SR650 Intel Xeon Gold 5215L 10C 85W 2.5GHz Processor w/o FAN	4XG7A37910	B4P9
SR550/SR590/SR650 Intel Xeon Gold 5217 8C 115W 3.0GHz Processor w/o FAN	4XG7A37919	B4HM
SR550/SR590/SR650 Intel Xeon Gold 5218 16C 125W 2.3GHz Processor w/o FAN	4XG7A37895	B4HL
SR550/SR590/SR650 Intel Xeon Gold 5218B 16C 125W 2.3GHz Processor w/o FAN	4XG7A37958	B6BS

Description	Part number	Feature code*
SR550/SR590/SR650 Intel Xeon Gold 5218R 20C 125W 2.1GHz Processor w/o FAN	4XG7A63272	BAZS
SR550/SR590/SR650 Intel Xeon Gold 5218T 16C 105W 2.1GHz Processor w/o FAN	4XG7A38016	B4P3
SR550/SR590/SR650 Intel Xeon Gold 5220 18C 125W 2.2GHz Processor w/o FAN	4XG7A37892	B4HK
SR550/SR590/SR650 Intel Xeon Gold 5220S 18C 125W 2.7GHz Processor w/o FAN	4XG7A38019	B6CW
SR550/SR590/SR650 Intel Xeon Gold 5220T 18C 105W 1.9GHz Processor w/o FAN	4XG7A38005	B6CQ
SR550/SR590/SR650 Intel Xeon Gold 5222 4C 105W 3.8GHz Processor w/o FAN	4XG7A37951	B5S1
Intel Xeon Gold 6209U 20C 125W 2.1GHz Processor w/o FAN	None**	B6CX
SR550/SR590/SR650 Intel Xeon Gold 6222V 20C 115W 1.8GHz Processor w/o FAN	4XG7A38023	B6CV
SR550/SR590/SR650 Intel Xeon Gold 6226 12C 125W 2.7GHz Processor w/o FAN	4XG7A38021	B6CL
SR550/SR590/SR650 Intel Xeon Gold 6230 20C 125W 2.1GHz Processor w/o FAN	4XG7A37889	B4HJ
SR550/SR590/SR650 Intel Xeon Gold 6230N 20C 125W 2.3GHz Processor w/o FAN	4XG7A38028	B5RY
SR550/SR590/SR650 Intel Xeon Gold 6230T 20C 125W 2.1GHz Processor w/o FAN	4XG7A38006	B6CP
SR550/SR590/SR650 Intel Xeon Gold 6238T 22C 125W 1.9GHz Processor w/o FAN	4XG7A37906	B4P2
Intel Xeon Platinum processors		
SR550/SR590/SR650 Intel Xeon Platinum 8253 16C 125W 2.2GHz Processor w/o FAN	4XG7A37898	B5RZ
SR550/SR590/SR650 Intel Xeon Platinum 8256 4C 105W 3.8GHz Processor w/o FAN	4XG7A37947	B5S2

\* For CTO configurations, the feature code represents a processor, and fans and heatsinks are derived by the configuration tool.

\*\* Factory-installed only; no field upgrade. Supported in the uniprocessor configurations only.

**Configuration note:** Gold 6230 processors are *not* supported in the configurations with 12x 3.5-inch drive bays.

## Memory

The SR550 server supports up to 6 TruDDR4 memory RDIMMs when one processor is installed and up to 12 RDIMMs when two processors are installed for a total of up to 768 GB of memory capacity (up to 384 TB per processor). Each processor has six memory channels, and there is a one DIMM per channel.

Lenovo TruDDR4 memory uses the highest-quality components sourced from Tier 1 DRAM suppliers and only memory that meets strict requirements is selected. It is compatibility tested and tuned on every ThinkSystem server to maximize performance and reliability.

TruDDR4 memory has a unique signature programmed into the DIMM, which enables Lenovo servers to verify whether the memory installed is qualified and supported. Lenovo qualified and supported TruDDR4 memory is covered by Lenovo warranty, and service and support provided worldwide.

The following memory protection technologies are supported by the processor's integrated memory controllers:

- ECC
- SDDC (for x4-based memory DIMMs)
- ADDDC (for x4-based memory DIMMs; Gold and Platinum processors only)
- Memory mirroring
- Memory rank sparing
- Patrol scrubbing
- Demand scrubbing



The following table lists memory options available for the SR550 server.

Table 15. Memory options

Description	Part number	Feature code	Maximum quantity*
<b>RDIMMs - 2933 MHz</b>			
ThinkSystem 8GB TruDDR4 2933MHz (1Rx8 1.2V) RDIMM	4ZC7A08706	B4H1	6 / 12
ThinkSystem 16GB TruDDR4 2933MHz (1Rx4 1.2V) RDIMM	4ZC7A08707	B4LY	6 / 12
ThinkSystem 16GB TruDDR4 2933MHz (2Rx8 1.2V) RDIMM	4ZC7A08708	B4H2	6 / 12
ThinkSystem 32GB TruDDR4 2933MHz (2Rx4 1.2V) RDIMM	4ZC7A08709	B4H3	6 / 12
ThinkSystem 64GB TruDDR4 2933MHz (2Rx4 1.2V) RDIMM	4ZC7A08710	B4H4	6 / 12
<b>RDIMMs - 2666 MHz</b>			
ThinkSystem 16GB TruDDR4 2666 MHz (1Rx4 1.2V) RDIMM	7X77A01302	AUNB	6 / 12
ThinkSystem 16GB TruDDR4 2666 MHz (2Rx8 1.2V) RDIMM	7X77A01303	AUNC	6 / 12
ThinkSystem 32GB TruDDR4 2666 MHz (2Rx4 1.2V) RDIMM	7X77A01304	AUND	6 / 12

\* The maximum quantity shown is with one processor / two processors.

**Configuration notes:**

- All RDIMMs in the server operate at the same speed, which is determined as the lowest value of:
  - RDIMM rated speed (2666 MHz or 2933 MHz).
  - Memory speed supported by the specific processor (2133 MHz, 2400 MHz, 2666 MHz, or 2933 MHz).

**Note:** Maximum memory speed can be achieved when Max performance mode is enabled in UEFI.
- Mixing RDIMMs of different ranks (single- or dual-rank), DRAM chip types (x4 or x8), speeds (2666 MHz or 2933 MHz), and capacities (8 GB, 16 GB, 32 GB, or 64 GB) is supported in the independent channel mode (the default operational mode).
- For server configurations with memory protection, the following rules apply:
  - Single Device Data Correction (SDDC) works only in the independent channel mode and supports only x4-based memory DIMMs.
  - Adaptive Double Device Data Correction (ADDDC) works with x4-based memory DIMMs and requires two DIMM ranks per channel, Intel Xeon Gold or Platinum processors, and the Closed Page memory access mode.
  - If memory mirroring is used, then DIMMs must be installed in quantities of 2 or 4 per processor for mirroring across two memory channels, or in quantities of 3 or 6 per processor for mirroring across three memory channels. Mixing two- and three-channel mirroring in the server is allowed (one processor uses two-channel mirroring, and another processor uses three-channel mirroring). All DIMMs in the server must be identical in type and size.
  - If memory rank sparing is used, then a minimum of two ranks must be installed per populated channel (a least one dual-rank or quad-rank DIMM; single-rank DIMMs are not supported). With rank sparing, one rank in each populated channel is reserved as spare memory for other ranks on the same channel. All DIMMs in the server must be identical in type and size.
  - SDDC, memory mirroring, and memory rank sparing modes are mutually exclusive. Only one operational memory mode can be enabled on the server.

**Internal storage**

The SR550 server supports the following internal drive bay configurations:

1. 8 LFF SATA Simple Swap drive bays
2. 8 LFF SAS/SATA hot-swap drive bays
3. 12 LFF SAS/SATA hot-swap drive bays
4. Up to 16 SFF hot-swap drive bays: 8x 2.5" SAS/SATA + 8x 2.5" SAS/SATA

In addition, the SR550 server models can be configured with one or two internal M.2 SATA SSDs. The server also supports configurations without drive bays.

The following figure shows the internal drive bay configurations.

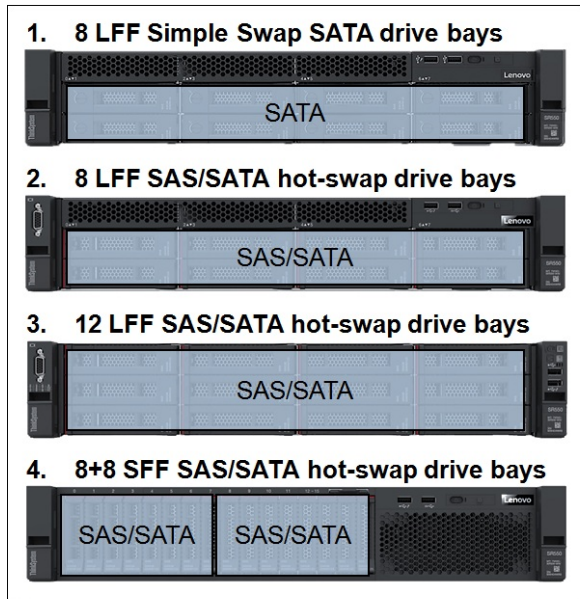


Figure 7. Internal drive bay configurations

The following table lists the internal storage options for the SR550 server.

Table 16. Internal storage options

Description	Part number	Feature code	Maximum quantity
<b>Factory-installed backplane kits</b>			
ThinkSystem 2U 3.5" SATA/SAS 8-Bay Backplane	None*	AUR6	1
ThinkSystem 2U 3.5" SATA/SAS 12-Bay Backplane	None*	AUR9	1
ThinkSystem 2U/Twr 2.5" SATA/SAS 8-Bay Backplane	None*	AURA	2
<b>Backplane kit field upgrade options</b>			
SR550/SR590/SR650 3.5" SATA/SAS 8-Bay Backplane Upgrade Kit	4XH7A08770	None**	1
SR550/SR590/SR650 3.5" SATA/SAS 12-Bay Backplane Upgrade Kit	4XH7A08771	None**	1
SR550/SR650 2.5" SATA/SAS 8-Bay Backplane Upgrade Kit	7XH7A06254	None**	2
<b>M.2 enablement kits</b>			
ThinkSystem M.2 Enablement Kit	7Y37A01092	AUMU	1
ThinkSystem M.2 with Mirroring Enablement Kit	7Y37A01093	AUMV	1

\* These backplane kits can be factory-installed in standard or custom (CTO or Special Bid) models, and they might not have an option part number assigned.

\*\* Field upgrade only.

**Configuration notes:**

- The 2.5" 8-drive backplane kit (7XH7A06254) adds 8x 2.5" SAS/SATA hot-swap drive bays to the previously configured models that support drive bay expansion capabilities.
- Models without any drive bays that are based on the 16x 2.5" chassis (feature code AV0R) support adding drive bays by using the 2.5" 8-drive backplane kit (7XH7A06254).

- Models without any drive bays that are based on the 12x 3.5" chassis (feature code AV0Q) include the Right EIA Latch with FIO (USB ports, status LEDs, and a power button). These models support adding drive bays by using the 3.5" 8-drive backplane kit (4XH7A08770) or 3.5" 12-drive backplane kit (4XH7A08771).
- The backplane upgrade kits include drive backplanes and required SAS cables, power cables, and drive bay fillers; storage controllers are not included.
- The M.2 Enablement Kit (7Y37A01092) supports one M.2 SATA SSD which is connected to the SATA port on the Intel Platform Controller Hub (PCH).
- The M.2 with Mirroring Enablement Kit (7Y37A01093) is connected to the Intel PCH via the PCIe link, and the kit supports two M.2 SATA SSDs that can be configured in a RAID-1 or RAID-0 drive group, or they can operate as two separate drives.

The following tables list supported internal storage configurations with the SAS/SATA backplanes.

Table 17. Internal drive bay configurations

Drive bay configuration	Backplane kit type and quantity			Storage controller type and quantity*
	2.5" SATA/SAS 8-Bay	3.5" SATA/SAS 8-Bay	3.5" SATA/SAS 12-Bay	
<b>12x 3.5" chassis (Feature code AV0Q)</b>				
8x 3.5-in. SATA Simple Swap	0	0	0	Onboard AHCI (non-RAID) / Intel RSTe (RAID) (8)
8x 3.5-in. SAS/SATA hot-swap	0	1	0	1x RAID 530-8i/730-8i 1GB or 2GB/930-8i (8) 1x 430-8i HBA (8)
12x 3.5-in. SAS/SATA hot-swap	0	0	1	1x RAID 930-16i (12) 1x 430-16i HBA (12)
<b>16x 2.5" chassis (Feature code AV0R)</b>				
8x 2.5-in. SAS/SATA hot-swap	1	0	0	1x RAID 530-8i/730-8i 1GB (8) 1x RAID 730-8i 2GB/930-8i/930-16i (8) 1x 430-8i/430-16i HBA (8)
16x 2.5-in. SAS/SATA hot-swap	2	0	0	1x RAID 930-16i (16) 1x 430-16i HBA (16) 2x RAID 530-8i/730-8i 1GB or 2GB/930-8i (8+8) 2x 430-8i HBA (8+8) 1x RAID 730-8i 2GB/930-8i (8) + 1x 430-8i HBA (8)

\* The numbers in brackets (x or x+y) specify the quantity of drive bays connected to each of the controllers.

## Controllers for internal storage

The following table lists the storage controllers and options for internal storage of the SR550 server.

Table 18. RAID controllers and HBAs for internal storage

Description	Part number	Feature code	Maximum quantity	I/O slots supported
<b>6 Gbps SATA controllers</b>				
Onboard AHCI (non-RAID) / Intel RSTe (RAID)	Onboard*	Onboard*	1	-
<b>12 Gb SAS/SATA RAID controllers</b>				
ThinkSystem RAID 530-8i PCIe 12Gb Adapter	7Y37A01082	AUNG	2	4, 1, 2, 3
ThinkSystem RAID 730-8i 1GB Cache PCIe 12Gb Adapter	7Y37A01083	AUNH	2	4, 1, 2, 3
ThinkSystem RAID 730-8i 2GB Flash PCIe 12Gb Adapter	4Y37A09722	B4RQ	2	4, 1, 2, 3
ThinkSystem RAID 930-8i 2GB Flash PCIe 12Gb Adapter	7Y37A01084	AUNJ	2	4, 1, 2, 3
ThinkSystem RAID 930-16i 4GB Flash PCIe 12Gb Adapter	7Y37A01085	AUNK	1	4, 1, 2, 3
ThinkSystem RAID 930-16i 8GB Flash PCIe 12Gb Adapter	4Y37A09721	B31E	1	4, 1, 2, 3
<b>12 Gb SAS/SATA non-RAID HBAs</b>				
ThinkSystem 430-8i SAS/SATA 12Gb HBA	7Y37A01088	AUNL	2	4, 1, 2, 3
ThinkSystem 430-16i SAS/SATA 12Gb HBA	7Y37A01089	AUNM	1	4, 1, 2, 3

\* The onboard SATA controller integrated into the Intel C622 Platform Controller Hub (PCH) supports non-RAID (JBOD) AHCI mode or a hardware-assist, software RAID feature (Intel Rapid Storage Technology Enterprise [RSTe]).

### Configuration notes:

- Low profile SAS RAID controllers and HBAs for internal storage are supported in the PCIe x8 slot 4 on the system board and full-high PCIe x8 and x16 slots supplied by the riser card 1.
- A combination of any two of the RAID 530-8i, RAID 730-8i 1GB, and RAID 930-8i controllers is allowed in the server configuration.
- A combination of the RAID 530-8i and RAID 730-8i 2GB controllers is allowed in the server configuration.
- A combination of the RAID 730-8i 2GB controller and the RAID 930-8i or RAID 730-8i 1GB controller is *no* allowed in the server configuration.

The following table summarizes features of supported SAS/SATA storage controllers.

Table 19. Storage controller features and specifications (LP = Low profile, FHHL = Full-height half-length)

Feature	Intel RSTe	RAID 530-8i	RAID 730-8i 1GB	RAID 730-8i 2GB	RAID 930-8i	RAID 930-16i	430-8i HBA	430-16i HBA
Form factor	Onboard	PCIe LP	PCIe LP	PCIe LP	PCIe LP	PCIe LP	PCIe LP	PCIe LP
SAS controller	None	SAS3408	SAS3108	SAS3108	SAS3508	SAS3516	SAS3408	SAS3416
Host interface	PCH	PCIe 3.0 x8	PCIe 3.0 x8	PCIe 3.0 x8	PCIe 3.0 x8	PCIe 3.0 x8	PCIe 3.0 x8	PCIe 3.0 x8
Port interface	6 Gb SATA	12 Gb SAS	12 Gb SAS	12 Gb SAS	12 Gb SAS	12 Gb SAS	12 Gb SAS	12 Gb SAS
Number of ports	8	8	8	8	8	16	8	16
Connector type	SATA x4	SFF-8643 x4	SFF-8643 x4	SFF-8643 x4	SFF-8643 x4	SFF-8643 x4	SFF-8643 x4	SFF-8643 x4
Number of connectors	2	2	2	2	2	4	2	4
Drive interface	SATA	SAS, SATA	SAS, SATA	SAS, SATA	SAS, SATA	SAS, SATA	SAS, SATA	SAS, SATA
Drive type	HDD	HDD, SSD, SED	HDD, SSD	HDD, SSD, SED	HDD, SSD, SED	HDD, SSD, SED	HDD, SSD, SED*	HDD, SSD, SED*
Hot-swap drive support	No	Yes	Yes	Yes	Yes	Yes	Yes	Yes

Feature	Intel RSTe	RAID 530-8i	RAID 730-8i 1GB	RAID 730-8i 2GB	RAID 930-8i	RAID 930-16i	430-8i HBA	430-16i HBA
Number of drives	8	8	8	8	8	16	8	16
RAID levels	0/1/10/5	0/1/10/5/50	0/1/10/5/50	0/1/10/5/50/6/60	0/1/10/5/50/6/60	0/1/10/5/50/6/60	None	None
JBOD mode	Yes	Yes	Yes	Yes	Yes	Yes	Yes	Yes
Cache	None	None	1 GB	2 GB	2 GB	4 GB; 8 GB	None	None
Cache protection	None	None	None	Flash backup (Included)	Flash backup (Included)	Flash backup (Included)	None	None
SED key management (SafeStore)	No	Yes	No	Yes	Yes	Yes	No	No
SSD I/O acceleration (FastPath)	No	Yes	No	Yes	Yes	Yes	No	No
SSD Caching (CacheCade Pro 2.0)	No	No	No	No	No**	No**	No	No
Consistency check	Yes	Yes	Yes	Yes	Yes	Yes	No	No
Patrol read	Yes	Yes	Yes	Yes	Yes	Yes	No	No
Online capacity expansion	Yes	Yes	Yes	Yes	Yes	Yes	No	No
Online RAID level migration	Yes	Yes	Yes	Yes	Yes	Yes	No	No
Global Hot Spare	Yes	Yes	Yes	Yes	Yes	Yes	No	No
Auto-rebuild	Yes	Yes	Yes	Yes	Yes	Yes	No	No

\* HBAs do not support key management for SEDs; third-party host software is responsible for managing the keys.

\*\* The SSD caching feature has been phased out in the new generation of advanced RAID controllers.

**Important:** The onboard Intel RSTe is not supported by virtualization hypervisors, including VMware vSphere (ESXi), Linux KVM, Xen, and Microsoft Hyper-V.

For more information, see the list of Product Guides in the following categories:

- RAID adapters  
<http://lenovopress.com/servers/options/raid#rt=product-guide>
- Host bus adapters  
<http://lenovopress.com/servers/options/hba#rt=product-guide>

## Drives for internal storage

The following tables list drive options for the SR550 server.

Table 20. Drive options for internal storage: 3.5-inch non-hot-swap drives

Description	Part number	Feature code	Maximum quantity
3.5-inch non-hot-swap HDDs - 6 Gbps SATA			
ThinkSystem 1TB 7.2K 6Gbps SATA 3.5" Simple Swap 512n HDD	7XB7A00055	AUZZ	8
ThinkSystem 2TB 7.2K 6Gbps SATA 3.5" Simple Swap 512n HDD	7XB7A00056	AUZT	8
ThinkSystem 4TB 7.2K 6Gbps SATA 3.5" Simple Swap 512n HDD	7XB7A00057	AUZU	8
ThinkSystem 6TB 7.2K 6Gbps SATA 3.5" Simple Swap 512e HDD	7XB7A00058	AXC7	8
ThinkSystem 8TB 7.2K 6Gbps SATA 3.5" Simple Swap 512e HDD	7XB7A00059	AXC6	8

Description	Part number	Feature code	Maximum quantity
ThinkSystem 10TB 7.2K 6Gbps SATA 3.5" Simple Swap 512e HDD	7XB7A00060	AXC8	8
3.5-inch non-hot-swap SSDs - S4500 Entry 6 Gbps SATA			
ThinkSystem 3.5" Intel S4500 240GB Entry SATA 6Gb Simple Swap SSD	4XB7A08491	B2XM	8

Table 21. Drive options for internal storage: 3.5-inch hot-swap drives

Description	Part number	Feature code	Maximum quantity
3.5-inch hot-swap HDDs - 12 Gbps SAS			
ThinkSystem 3.5" 300GB 10K SAS 12Gb Hot Swap 512n HDD	7XB7A00063	B1JJ	12
ThinkSystem 3.5" 300GB 15K SAS 12Gb Hot Swap 512n HDD	7XB7A00038	AUU2	12
ThinkSystem 3.5" 600GB 15K SAS 12Gb Hot Swap 512n HDD	7XB7A00039	AUU3	12
ThinkSystem 3.5" 900GB 15K SAS 12Gb Hot Swap 512e HDD	7XB7A00040	AUUC	12
3.5-inch hot-swap HDDs - 12 Gbps NL SAS			
ThinkSystem 3.5" 1TB 7.2K SAS 12Gb Hot Swap 512n HDD	7XB7A00041	AUU4	12
ThinkSystem 3.5" 2TB 7.2K SAS 12Gb Hot Swap 512n HDD	7XB7A00042	AUU5	12
ThinkSystem 3.5" 4TB 7.2K SAS 12Gb Hot Swap 512n HDD	7XB7A00043	AUU6	12
ThinkSystem 3.5" 6TB 7.2K SAS 12Gb Hot Swap 512e HDD	7XB7A00044	AUU7	12
ThinkSystem 3.5" 8TB 7.2K SAS 12Gb Hot Swap 512e HDD	7XB7A00045	B0YR	12
ThinkSystem 3.5" 10TB 7.2K SAS 12Gb Hot Swap 512e HDD	7XB7A00046	AUUG	12
ThinkSystem 3.5" 12TB 7.2K SAS 12Gb Hot Swap 512e HDD	7XB7A00067	B117	12
ThinkSystem 3.5" 14TB 7.2K SAS 12Gb Hot Swap 512e HDD	4XB7A13906	B496	12
ThinkSystem 3.5" 16TB 7.2K SAS 12Gb Hot Swap 512e HDD	4XB7A13911	B7EZ	12
3.5-inch hot-swap HDDs - 6 Gbps NL SATA			
ThinkSystem 3.5" 1TB 7.2K SATA 6Gb Hot Swap 512n HDD	7XB7A00049	AUUF	12
ThinkSystem 3.5" 2TB 7.2K SATA 6Gb Hot Swap 512n HDD	7XB7A00050	AUUD	12
ThinkSystem 3.5" 4TB 7.2K SATA 6Gb Hot Swap 512n HDD	7XB7A00051	AUU8	12
ThinkSystem 3.5" 6TB 7.2K SATA 6Gb Hot Swap 512e HDD	7XB7A00052	AUUA	12
ThinkSystem 3.5" 8TB 7.2K SATA 6Gb Hot Swap 512e HDD	7XB7A00053	AUU9	12
ThinkSystem 3.5" 10TB 7.2K SATA 6Gb Hot Swap 512e HDD	7XB7A00054	AUUB	12
ThinkSystem 3.5" 12TB 7.2K SATA 6Gb Hot Swap 512e HDD	7XB7A00068	B118	12
ThinkSystem 3.5" 14TB 7.2K SATA 6Gb Hot Swap 512e HDD	4XB7A13907	B497	12
ThinkSystem 3.5" 16TB 7.2K SATA 6Gb Hot Swap 512e HDD	4XB7A13914	B7F0	12
3.5-inch hot-swap HDD SEDs - 12 Gbps NL SAS			
ThinkSystem 3.5" 4TB 7.2K SAS 12Gb Hot Swap 512n HDD FIPS	7XB7A00047	AUUH	12
3.5-inch hot-swap SSDs - PM1645 Mainstream 12 Gbps SAS			
ThinkSystem 3.5" PM1645 800GB Mainstream SAS 12Gb Hot Swap SSD	4XB7A13657	B4A3	12
ThinkSystem 3.5" PM1645 1.6TB Mainstream SAS 12Gb Hot Swap SSD	4XB7A13658	B4A4	12
3.5-inch hot-swap SSDs - PM1645a Mainstream 12 Gbps SAS			
ThinkSystem 3.5" PM1645a 800GB Mainstream SAS 12Gb Hot Swap SSD	4XB7A17066	B8HT	12
ThinkSystem 3.5" PM1645a 1.6TB Mainstream SAS 12Gb Hot Swap SSD	4XB7A17043	B8JN	12
ThinkSystem 3.5" PM1645a 3.2TB Mainstream SAS 12Gb Hot Swap SSD	4XB7A17067	B8JK	12
3.5-inch hot-swap SSDs - 5100 Mainstream 6 Gbps SATA			
ThinkSystem 3.5" 5100 3.84TB Mainstream SATA 6Gb Hot Swap SSD	7SD7A05756	B115	12



Description	Part number	Feature code	Maximum quantity
<b>3.5-inch hot-swap SSDs - 5200 Mainstream 6 Gbps SATA</b>			
ThinkSystem 3.5" 5200 240GB Mainstream SATA 6Gb Hot Swap SSD	4XB7A10242	B48D	12
ThinkSystem 3.5" 5200 480GB Mainstream SATA 6Gb Hot Swap SSD	4XB7A10243	B48E	12
ThinkSystem 3.5" 5200 960GB Mainstream SATA 6Gb Hot Swap SSD	4XB7A10244	B48F	12
ThinkSystem 3.5" 5200 1.92TB Mainstream SATA 6Gb Hot Swap SSD	4XB7A10245	B48G	12
ThinkSystem 3.5" 5200 3.84TB Mainstream SATA 6Gb Hot Swap SSD	4XB7A10246	B48H	12
<b>3.5-inch hot-swap SSDs - 5300 Mainstream 6 Gbps SATA</b>			
ThinkSystem 3.5" 5300 240GB Mainstream SATA 6Gb Hot Swap SSD	4XB7A17096	B8JL	12
ThinkSystem 3.5" 5300 480GB Mainstream SATA 6Gb Hot Swap SSD	4XB7A17097	B8JF	12
ThinkSystem 3.5" 5300 960GB Mainstream SATA 6Gb Hot Swap SSD	4XB7A17098	B8J0	12
ThinkSystem 3.5" 5300 1.92TB Mainstream SATA 6Gb Hot Swap SSD	4XB7A17099	B8HR	12
ThinkSystem 3.5" 5300 3.84TB Mainstream SATA 6Gb Hot Swap SSD	4XB7A17100	B8HX	12
<b>3.5-inch hot-swap SSDs - S4610 Mainstream 6 Gbps SATA</b>			
ThinkSystem 3.5" Intel S4610 240GB Mainstream SATA 6Gb Hot Swap SSD	4XB7A13639	B49R	12
ThinkSystem 3.5" Intel S4610 480GB Mainstream SATA 6Gb Hot Swap SSD	4XB7A13640	B49S	12
ThinkSystem 3.5" Intel S4610 960GB Mainstream SATA 6Gb Hot Swap SSD	4XB7A13641	B49T	12
ThinkSystem 3.5" Intel S4610 1.92TB Mainstream SATA 6Gb Hot Swap SSD	4XB7A13642	B49U	12
ThinkSystem 3.5" Intel S4610 3.84TB Mainstream SATA 6Gb Hot Swap SSD	4XB7A13643	B49V	12
<b>3.5-inch hot-swap SSDs - PM1643 Capacity 12 Gbps SAS</b>			
ThinkSystem 3.5" PM1643 3.84TB Capacity SAS 12Gb Hot Swap SSD	4XB7A13649	B4A8	12
<b>3.5-inch hot-swap SSDs - PM1643a Entry 12 Gbps SAS</b>			
ThinkSystem 3.5" PM1643a 3.84TB Entry SAS 12Gb Hot Swap SSD	4XB7A17058	B91E	12
<b>3.5-inch hot-swap SSDs - 5200 Entry 6 Gbps SATA</b>			
ThinkSystem 3.5" 5200 480GB Entry SATA 6Gb Hot Swap SSD	4XB7A10158	B2X7	12
ThinkSystem 3.5" 5200 960GB Entry SATA 6Gb Hot Swap SSD	4XB7A10159	B2X8	12
ThinkSystem 3.5" 5200 1.92TB Entry SATA 6Gb Hot Swap SSD	4XB7A10160	B2X9	12
ThinkSystem 3.5" 5200 3.84TB Entry SATA 6Gb Hot Swap SSD	4XB7A10161	B2XA	12
ThinkSystem 3.5" 5200 7.68TB Entry SATA 6Gb Hot Swap SSD	4XB7A10162	B2XB	12
<b>3.5-inch hot-swap SSDs - 5300 Entry 6 Gbps SATA</b>			
ThinkSystem 3.5" 5300 240GB Entry SATA 6Gb Hot Swap SSD	4XB7A17081	B8JB	12
ThinkSystem 3.5" 5300 480GB Entry SATA 6Gb Hot Swap SSD	4XB7A17082	B8J9	12
ThinkSystem 3.5" 5300 960GB Entry SATA 6Gb Hot Swap SSD	4XB7A17083	B8JC	12
ThinkSystem 3.5" 5300 1.92TB Entry SATA 6Gb Hot Swap SSD	4XB7A17084	B8HZ	12
ThinkSystem 3.5" 5300 3.84TB Entry SATA 6Gb Hot Swap SSD	4XB7A17085	B8HQ	12
ThinkSystem 3.5" 5300 7.68TB Entry SATA 6Gb Hot Swap SSD	4XB7A17086	B8J3	12
<b>3.5-inch hot-swap SSDs - PM883 Entry 6 Gbps SATA</b>			
ThinkSystem 3.5" PM883 240GB Entry SATA 6Gb Hot Swap SSD	4XB7A17176	B6TM	12
ThinkSystem 3.5" PM883 480GB Entry SATA 6Gb Hot Swap SSD	4XB7A17177	B6TN	12
ThinkSystem 3.5" PM883 960GB Entry SATA 6Gb Hot Swap SSD	4XB7A17178	B6TP	12
ThinkSystem 3.5" PM883 1.92TB Entry SATA 6Gb Hot Swap SSD	4XB7A17179	B6JY	12
ThinkSystem 3.5" PM883 3.84TB Entry SATA 6Gb Hot Swap SSD	4XB7A17180	B6JZ	12
<b>3.5-inch hot-swap SSDs - S4500 Entry 6 Gbps SATA</b>			
ThinkSystem 3.5" Intel S4500 240GB Entry SATA 6Gb Hot Swap SSD	7SD7A05737	B0Z3	12

Description	Part number	Feature code	Maximum quantity
ThinkSystem 3.5" Intel S4500 960GB Entry SATA 6Gb Hot Swap SSD	7SD7A05735	B0Z5	12
3.5-inch hot-swap SSDs - S4510 Entry 6 Gbps SATA			
ThinkSystem 3.5" Intel S4510 240GB Entry SATA 6Gb Hot Swap SSD	4XB7A13625	B49D	12
ThinkSystem 3.5" Intel S4510 480GB Entry SATA 6Gb Hot Swap SSD	4XB7A13626	B49E	12
ThinkSystem 3.5" Intel S4510 960GB Entry SATA 6Gb Hot Swap SSD	4XB7A13627	B49F	12
ThinkSystem 3.5" Intel S4510 1.92TB Entry SATA 6Gb Hot Swap SSD	4XB7A13628	B49G	12
ThinkSystem 3.5" Intel S4510 3.84TB Entry SATA 6Gb Hot Swap SSD	4XB7A13629	B49H	12

Table 22. Drive options for internal storage: 2.5-inch hot-swap drives

Description	Part number	Feature code	Maximum quantity
2.5-inch hot-swap HDDs - 12 Gbps SAS			
ThinkSystem 2.5" 300GB 10K SAS 12Gb Hot Swap 512n HDD	7XB7A00024	AULY	16
ThinkSystem 2.5" 300GB 15K SAS 12Gb Hot Swap 512n HDD	7XB7A00021	AULV	16
ThinkSystem 2.5" 600GB 10K SAS 12Gb Hot Swap 512n HDD	7XB7A00025	AULZ	16
ThinkSystem 2.5" 600GB 15K SAS 12Gb Hot Swap 512n HDD	7XB7A00022	AULW	16
ThinkSystem 2.5" 900GB 10K SAS 12Gb Hot Swap 512n HDD	7XB7A00026	AUM0	16
ThinkSystem 2.5" 900GB 15K SAS 12Gb Hot Swap 512e HDD	7XB7A00023	AULX	16
ThinkSystem 2.5" 1.2TB 10K SAS 12Gb Hot Swap 512n HDD	7XB7A00027	AUM1	16
ThinkSystem 2.5" 1.8TB 10K SAS 12Gb Hot Swap 512e HDD	7XB7A00028	AUM2	16
ThinkSystem 2.5" 2.4TB 10K SAS 12Gb Hot Swap 512e HDD	7XB7A00069	B0YS	16
2.5-inch hot-swap HDDs - 12 Gbps NL SAS			
ThinkSystem 2.5" 1TB 7.2K SAS 12Gb Hot Swap 512n HDD	7XB7A00034	AUM6	16
ThinkSystem 2.5" 2TB 7.2K SAS 12Gb Hot Swap 512n HDD	7XB7A00035	AUM7	16
2.5-inch hot-swap HDDs - 6 Gbps NL SATA			
ThinkSystem 2.5" 1TB 7.2K SATA 6Gb Hot Swap 512n HDD	7XB7A00036	AUUE	16
ThinkSystem 2.5" 2TB 7.2K SATA 6Gb Hot Swap 512e HDD	7XB7A00037	AUUJ	16
2.5-inch hot-swap SEDs - 12 Gbps SAS			
ThinkSystem 2.5" 300GB 10K SAS 12Gb Hot Swap 512n HDD SED	7XB7A00030	AUM4	16
ThinkSystem 2.5" 600GB 10K SAS 12Gb Hot Swap 512n HDD SED	7XB7A00031	AUM5	16
2.5-inch hot-swap SSDs - PM1645 Mainstream 12 Gbps SAS			
ThinkSystem 2.5" PM1645 800GB Mainstream SAS 12Gb Hot Swap SSD	4XB7A13653	B4A0	16
ThinkSystem 2.5" PM1645 1.6TB Mainstream SAS 12Gb Hot Swap SSD	4XB7A13654	B4A1	16
ThinkSystem 2.5" PM1645 3.2TB Mainstream SAS 12Gb Hot Swap SSD	4XB7A13655	B4A2	16
2.5-inch hot-swap SSDs - PM1645a Mainstream 12 Gbps SAS			
ThinkSystem 2.5" PM1645a 800GB Mainstream SAS 12Gb Hot Swap SSD	4XB7A17062	B8HU	16
ThinkSystem 2.5" PM1645a 1.6TB Mainstream SAS 12Gb Hot Swap SSD	4XB7A17063	B8J4	16
ThinkSystem 2.5" PM1645a 3.2TB Mainstream SAS 12Gb Hot Swap SSD	4XB7A17064	B8JD	16
2.5-inch hot-swap SSDs - 5100 Mainstream 6 Gbps SATA			
ThinkSystem 2.5" 5100 3.84TB Mainstream SATA 6Gb Hot Swap SSD	7SD7A05761	B110	16
2.5-inch hot-swap SSDs - 5200 Mainstream 6 Gbps SATA			
ThinkSystem 2.5" 5200 240GB Mainstream SATA 6Gb Hot Swap SSD	4XB7A10237	B488	16
ThinkSystem 2.5" 5200 480GB Mainstream SATA 6Gb Hot Swap SSD	4XB7A10238	B489	16

Description	Part number	Feature code	Maximum quantity
ThinkSystem 2.5" 5200 960GB Mainstream SATA 6Gb Hot Swap SSD	4XB7A10239	B48A	16
ThinkSystem 2.5" 5200 1.92TB Mainstream SATA 6Gb Hot Swap SSD	4XB7A10240	B48B	16
ThinkSystem 2.5" 5200 3.84TB Mainstream SATA 6Gb Hot Swap SSD	4XB7A10241	B48C	16
2.5-inch hot-swap SSDs - 5300 Mainstream 6 Gbps SATA			
ThinkSystem 2.5" 5300 240GB Mainstream SATA 6Gb Hot Swap SSD	4XB7A17087	B8J1	16
ThinkSystem 2.5" 5300 480GB Mainstream SATA 6Gb Hot Swap SSD	4XB7A17088	B8HY	16
ThinkSystem 2.5" 5300 960GB Mainstream SATA 6Gb Hot Swap SSD	4XB7A17089	B8J6	16
ThinkSystem 2.5" 5300 1.92TB Mainstream SATA 6Gb Hot Swap SSD	4XB7A17090	B8JE	16
ThinkSystem 2.5" 5300 3.84TB Mainstream SATA 6Gb Hot Swap SSD	4XB7A17091	B8J7	16
2.5-inch hot-swap SSDs - S4610 Mainstream 6 Gbps SATA			
ThinkSystem 2.5" Intel S4610 240GB Mainstream SATA 6Gb Hot Swap SSD	4XB7A13633	B49L	16
ThinkSystem 2.5" Intel S4610 480GB Mainstream SATA 6Gb Hot Swap SSD	4XB7A13634	B49M	16
ThinkSystem 2.5" Intel S4610 960GB Mainstream SATA 6Gb Hot Swap SSD	4XB7A13635	B49N	16
ThinkSystem 2.5" Intel S4610 1.92TB Mainstream SATA 6Gb Hot Swap SSD	4XB7A13636	B49P	16
ThinkSystem 2.5" Intel S4610 3.84TB Mainstream SATA 6Gb Hot Swap SSD	4XB7A13637	B49Q	16
2.5-inch hot-swap SSDs - PM1643 Capacity 12 Gbps SAS			
ThinkSystem 2.5" PM1643 3.84TB Capacity SAS 12Gb Hot Swap SSD	4XB7A13645	B4A7	16
ThinkSystem 2.5" PM1643 7.68TB Capacity SAS 12Gb Hot Swap SSD	4XB7A13646	B4A6	16
2.5-inch hot-swap SSDs - PM1643a Entry 12 Gbps SAS			
ThinkSystem 2.5" PM1643a 960GB Entry SAS 12Gb Hot Swap SSD	4XB7A38175	B91A	16
ThinkSystem 2.5" PM1643a 1.92TB Entry SAS 12Gb Hot Swap SSD	4XB7A38176	B91B	16
ThinkSystem 2.5" PM1643a 3.84TB Entry SAS 12Gb Hot Swap SSD	4XB7A17054	B91C	16
ThinkSystem 2.5" PM1643a 7.68TB Entry SAS 12Gb Hot Swap SSD	4XB7A17055	B91D	16
2.5-inch hot-swap SSDs - 5200 Entry 6 Gbps SATA			
ThinkSystem 2.5" 5200 480GB Entry SATA 6Gb Hot Swap SSD	4XB7A10153	B2X2	16
ThinkSystem 2.5" 5200 960GB Entry SATA 6Gb Hot Swap SSD	4XB7A10154	B2X3	16
ThinkSystem 2.5" 5200 1.92TB Entry SATA 6Gb Hot Swap SSD	4XB7A10155	B2X4	16
ThinkSystem 2.5" 5200 3.84TB Entry SATA 6Gb Hot Swap SSD	4XB7A10156	B2X5	16
ThinkSystem 2.5" 5200 7.68TB Entry SATA 6Gb Hot Swap SSD	4XB7A10157	B2X6	16
2.5-inch hot-swap SSDs - 5210 Entry 6 Gbps SATA			
ThinkSystem 2.5" 5210 960GB Entry SATA 6Gb Hot Swap QLC SSD	4XB7A38185	B9AC	16
ThinkSystem 2.5" 5210 1.92TB Entry SATA 6Gb Hot Swap QLC SSD	4XB7A38144	B7EW	16
ThinkSystem 2.5" 5210 3.84TB Entry SATA 6Gb Hot Swap QLC SSD	4XB7A38145	B7EX	16
ThinkSystem 2.5" 5210 7.68TB Entry SATA 6Gb Hot Swap QLC SSD	4XB7A38146	B7EY	16
2.5-inch hot-swap SSDs - 5300 Entry 6 Gbps SATA			
ThinkSystem 2.5" 5300 240GB Entry SATA 6Gb Hot Swap SSD	4XB7A17075	B8HV	16
ThinkSystem 2.5" 5300 480GB Entry SATA 6Gb Hot Swap SSD	4XB7A17076	B8JM	16
ThinkSystem 2.5" 5300 960GB Entry SATA 6Gb Hot Swap SSD	4XB7A17077	B8HP	16
ThinkSystem 2.5" 5300 1.92TB Entry SATA 6Gb Hot Swap SSD	4XB7A17078	B8J5	16
ThinkSystem 2.5" 5300 3.84TB Entry SATA 6Gb Hot Swap SSD	4XB7A17079	B8JP	16
ThinkSystem 2.5" 5300 7.68TB Entry SATA 6Gb Hot Swap SSD	4XB7A17080	B8J2	16
2.5-inch hot-swap SSDs - PM883 Entry 6 Gbps SATA			
ThinkSystem 2.5" PM883 240GB Entry SATA 6Gb Hot Swap SSD	4XB7A10195	B34H	16

Description	Part number	Feature code	Maximum quantity
ThinkSystem 2.5" PM883 480GB Entry SATA 6Gb Hot Swap SSD	4XB7A10196	B34J	16
ThinkSystem 2.5" PM883 960GB Entry SATA 6Gb Hot Swap SSD	4XB7A10197	B34K	16
ThinkSystem 2.5" PM883 1.92TB Entry SATA 6Gb Hot Swap SSD	4XB7A10198	B34L	16
ThinkSystem 2.5" PM883 3.84TB Entry SATA 6Gb Hot Swap SSD	4XB7A10199	B34M	16
ThinkSystem 2.5" PM883 7.68TB Entry SATA 6Gb Hot Swap SSD	4XB7A10200	B4D2	16
2.5-inch hot-swap SSDs - S4500 Entry 6 Gbps SATA			
ThinkSystem 2.5" Intel S4500 240GB Entry SATA 6Gb Hot Swap SSD	7SD7A05742	B0YY	16
ThinkSystem 2.5" Intel S4500 960GB Entry SATA 6Gb Hot Swap SSD	7SD7A05740	B0Z0	16
2.5-inch hot-swap SSDs - S4510 Entry 6 Gbps SATA			
ThinkSystem 2.5" Intel S4510 240GB Entry SATA 6Gb Hot Swap SSD	4XB7A10247	B498	16
ThinkSystem 2.5" Intel S4510 480GB Entry SATA 6Gb Hot Swap SSD	4XB7A10248	B499	16
ThinkSystem 2.5" Intel S4510 960GB Entry SATA 6Gb Hot Swap SSD	4XB7A10249	B49A	16
ThinkSystem 2.5" Intel S4510 1.92TB Entry SATA 6Gb Hot Swap SSD	4XB7A13622	B49B	16
ThinkSystem 2.5" Intel S4510 3.84TB Entry SATA 6Gb Hot Swap SSD	4XB7A13623	B49C	16

Table 23. Drive options for internal storage: M.2 non-hot-swap drives

Description	Part number	Feature code	Maximum quantity
ThinkSystem M.2 32GB SATA 6Gbps Non-Hot-Swap SSD	7N47A00129	AUUL	2
ThinkSystem M.2 128GB SATA 6Gbps Non-Hot-Swap SSD	7N47A00130	AUUV	2
ThinkSystem M.2 5100 240GB SATA 6Gbps Non-Hot Swap SSD	4XB7A14049	B5S4	2
ThinkSystem M.2 5300 240GB SATA 6Gbps Non-Hot Swap SSD	4XB7A17071	B8HS	2
ThinkSystem M.2 5100 480GB SATA 6Gbps Non-Hot Swap SSD	7SD7A05703	B11V	2
ThinkSystem M.2 5300 480GB SATA 6Gbps Non-Hot Swap SSD	4XB7A17073	B919	2

**Configuration note:** In the configurations with 12x LFF drive bays, the M.2 5100 and 5300 SATA 6Gbps Non-Hot Swap SSDs require the SSD Thermal Kit (4XH7A08791) (see [Cooling](#) for details).

## Optical drives

The SR550 server supports the external USB optical drive option listed in the following table.

Table 24. Optical drive

Description	Part number	Feature code	Maximum quantity
ThinkSystem External USB DVD RW Optical Disk Drive	7XA7A05926	AVV8	1

The External USB DVD RW Optical Disk Drive supports the following types of media: CD-ROM, CD-R, CD-RW, DVD-R, DVD+R, DVD-ROM, DVD-RW, and DVD+RW.

## I/O expansion

The SR550 server supports one LOM card slot and up to six PCIe slots: one PCIe slot on the system planar and up to five PCIe slots with different riser cards installed into two riser sockets on the system planar (one riser socket supports installation of one riser card).

The slot form factors are as follows:

- LOM card slot
- Slot 1: PCIe 3.0 x16 or PCIe 3.0 x8; full-height, half-length (PCIe x16 slot is double-wide)
- Slot 2: PCIe 3.0 x8; full-height, half-length (not present if the slot 1 is PCIe x16)
- Slot 3: PCIe 3.0 x8 or ML2 x8; full-height, half-length
- Slot 4: PCIe 3.0 x8; low profile (vertical slot on system planar)
- Slot 5: PCIe 3.0 x16; full-height, half-length
- Slot 6: PCIe 3.0 x8; full-height, half-length

### Notes:

- Slot 5 requires the second processor to be installed.
- Slot 4 is not present if the COM Port Upgrade Kit is installed.

The locations of the PCIe slots are shown in the following figure.

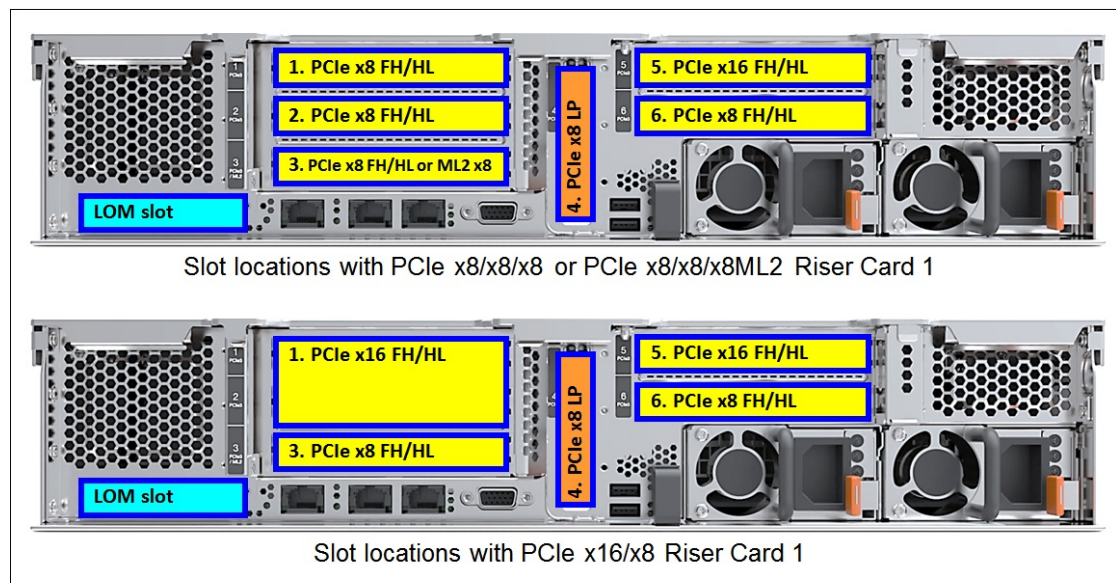


Figure 8. Slot locations

Riser 1 supplies slots 1, 2, and 3, and Riser 2 supplies slots 5 and 6. The slots that are available for use depend on the number of riser cards that are installed and whether the second processor is installed, as shown in the following table.

Table 25. Slots available for use

Riser Card 1	Riser Card 2	Slots available for use	
		Processor 1	Processor 2
None	None	LOM, 4	-
None	PCIe x16/x8	LOM, 4, 6	5
PCIe x8/x8/x8 or PCIe x8/x8/x8ML2	None	LOM, 1, 2, 3, 4	-
PCIe x8/x8/x8 or PCIe x8/x8/x8ML2	PCIe x16/x8	LOM, 1, 2, 3, 4, 6	5
PCIe x16/x8	None	LOM, 1, 3, 4	-
PCIe x16/x8	PCIe x16/x8	LOM, 1, 3, 4, 6	5

The following table lists available PCIe riser card options.

Table 26. PCIe riser cards and miscellaneous options

Description	Part number	Feature code	Maximum quantity
x8 Riser Card 1 options (Riser card supplies slots 1, 2, and 3)			
ThinkSystem 2U x8/x8/x8 PCIe FH Riser 1	7XH7A02677	AUR4	1
ThinkSystem 2U x8/x8/x8ML2 PCIe FH Riser 1	7XH7A02680	AUR7	1
x16 Riser Card 1 option (Riser card supplies slots 1 and 3)			
ThinkSystem 2U x16/x8 PCIe FH Riser 1	7XH7A02678	AUR3	1
Riser Card 2 option (Riser card supplies slots 5 and 6)			
ThinkSystem SR550/SR650 (x16/x8)/(x16/x16) PCIe FH Riser 2 Kit	7XH7A02679	AURC	1
Serial port upgrade kit			
ThinkSystem COM Port Upgrade Kit	7Z17A02577	AUSL	1

The COM Port Upgrade Kit, part number 7Z17A02577, is used for mounting the external serial port on the rear of the SR550. This option includes the bracket and the cable. The COM Port option is mounted in place of the PCIe slot 4, and the PCIe slot 4 cannot be used.

## Network adapters

The SR550 server has two onboard 1 GbE ports (no 10/100 Mb support) and up to two additional onboard 1/10 GbE network ports (no 10/100 Mb support) with optional LOM cards. Onboard ports and LOM cards use the Intel Ethernet Connection X722 1/10 GbE technology integrated into the Intel C622 Platform Controller Hub (PCH). The server also supports ML2 adapters that are installed in the custom ML2 slot provided by an ML2 riser card. The LOM cards support direct connectivity to the XClarity Controller via the Network Controller Sideband Interface (NSCI) for out-of-band systems management.

**Note:** ML2 network adapters do not support NSCI when used in the SR550 server.

The integrated Intel Ethernet Connection X722 has the following features:

- Two 1 Gb Ethernet ports (no 10/100 Mb Ethernet support)
- Two 1/10 Gb Ethernet capable ports (no 10/100 Mb Ethernet support)
- NIC Teaming (load balancing and failover)
- Data Center Bridging
- iWARP (RDMA over IP)
- VMDq and SR-IOV virtualization (10 Gb speeds only, 4 PFs, 128 VFs per device)

- IEEE 802.1q Virtual Local Area Networks (VLANs)
- NVGRE, VXLAN, IPinGRE, and MACinUDP network virtualization
- IEEE 802.1Qbg Edge Virtual Bridging
- TCP, IP, and UDP checksum offload
- Large Send Offload (LSO) and Generic Send Offload (GSO)
- Receive Side Scaling (RSS) for TCP and UDP traffic
- Jumbo frames up to 9.5 Kbytes

The following table lists the network adapters that are supported with the SR550 server.

Table 27. Network adapters

Description	Part number	Feature code	Max qty#	I/O slots supported
<b>LOM cards - 1 Gb Ethernet</b>				
ThinkSystem 1Gb 2-port RJ45 LOM	7ZT7A00544	AUKG	1	LOM slot
<b>LOM cards - 10 Gb Ethernet</b>				
ThinkSystem 10Gb 2-port Base-T LOM	7ZT7A00548	AUKL	1	LOM slot
ThinkSystem 10Gb 2-port SFP+ LOM	7ZT7A00546	AUKJ	1*	LOM slot
<b>ML2 adapters - 10 Gb Ethernet</b>				
Broadcom NX-E ML2 10Gb 2-Port Base-T Ethernet Adapter	7ZT7A00497	AUKQ	1	3 (ML2)
Emulex VFA5.2 ML2 Dual Port 10GbE SFP+ Adapter	00AG560	AT7U	1*	3 (ML2)
Emulex VFA5.2 ML2 2x10 GbE SFP+ Adapter and FCoE/iSCSI SW	01CV770	AU7Z	1*	3 (ML2)
Intel X710-DA2 ML2 2x10GbE SFP+ Adapter	00JY940	ATRH	1*	3 (ML2)
<b>PCIe Low Profile adapters - 1 Gb Ethernet</b>				
Broadcom 5720 1GbE RJ45 2-Port PCIe Ethernet Adapter	7ZT7A00482	AUZX	5 / 6	4, 2, 6, 3, 5, 1
Broadcom 5719 1GbE RJ45 4-Port PCIe Ethernet Adapter	7ZT7A00484	AUZV	5 / 6	4, 2, 6, 3, 5, 1
ThinkSystem I350-F1 PCIe 1Gb 1-Port SFP Ethernet Adapter	7ZT7A00533	AUZZ	5 / 6	4, 1, 2, 3, 5, 6
ThinkSystem I350-T2 PCIe 1Gb 2-Port RJ45 Ethernet Adapter	7ZT7A00534	AUZY	5 / 6	4, 2, 6, 3, 5, 1
ThinkSystem I350-T4 PCIe 1Gb 4-Port RJ45 Ethernet Adapter	7ZT7A00535	AUZW	5 / 6	4, 2, 6, 3, 5, 1
<b>PCIe Low Profile adapters - 10 Gb Ethernet</b>				
Broadcom 57416 10GBASE-T 2-Port PCIe Ethernet Adapter	7ZT7A00496	AUKP	5 / 6	4, 2, 6, 3, 5, 1
Emulex VFA5.2 2x10 GbE SFP+ PCIe Adapter	00AG570	AT7S	5 / 6*	4, 1, 2, 3, 5, 6
Emulex VFA5.2 2x10 GbE SFP+ Adapter and FCoE/iSCSI SW	00AG580	AT7T	5 / 6*	4, 1, 2, 3, 5, 6
Intel X550-T2 Dual Port 10GBase-T Adapter	00MM860	ATPX	5 / 6	4, 2, 6, 3, 5, 1
Intel X710-DA2 PCIe 10Gb 2-Port SFP+ Ethernet Adapter	7ZT7A00537	AUKX	5 / 6*	4, 1, 2, 3, 5, 6
QLogic QL41134 PCIe 10Gb 4-Port Base-T Ethernet Adapter	4XC7A08225	B31G	5 / 6	4, 2, 6, 3, 5, 1
<b>PCIe Full Height adapters - 10 Gb Ethernet</b>				
Emulex OCe14104B-NX PCIe 10Gb 4-Port SFP+ Ethernet Adapter	7ZT7A00493	AUKN	3 / 3*	1, 2, 3, 5, 6
<b>PCIe Low Profile adapters - 25 Gb Ethernet</b>				
Broadcom 57412 10/25GbE SFP28 1-Port PCIe Ethernet Adapter	7ZT7A00505	AUKS	5 / 6*	4, 1, 2, 3, 5, 6
Broadcom 57414 10/25GbE SFP28 2-port PCIe Ethernet Adapter	4XC7A08238	B5T0	5 / 6*	4, 1, 2, 3, 5, 6
<b>PCIe Low Profile adapters - Omni-Path</b>				
Intel OPA 100 Series Single-port PCIe 3.0 x16 HFA	00WE027	AU0B	1 / 2*	1, 5

# The maximum quantity shown is with one processor / two processors (this does not apply to LOM cards and ML2 adapters).

\* The adapter comes without transceivers or cables; for ordering transceivers or cables, see the configuration notes below.

**Configuration notes:**

- ML2 network adapters are supported in the ML2 x8 slot 3 supplied by the x8/x8/x8ML2 Riser Card 1 (7XH7A02680).
- PCIe full-height network adapters are supported in the full-height PCIe x8 and x16 slots supplied by the riser cards 1 and 2.
- Omni-Path adapters are supported in the full-height PCIe x16 slots supplied by the riser cards 1 and 2.
- PCIe Low Profile network adapters (except Omni-Path adapters) are supported in the low profile PCIe x8 slot 4 on the system board and full-height PCIe x8 and x16 slots supplied by the riser cards 1 and 2.
- Some adapters require supported transceivers or DAC cables to be purchased for the adapter. The maximum number of transceivers or cables that are supported per adapter equals the quantity of the adapter ports, and all adapter ports must have the same type of the transceiver or cable selected. The following transceiver and cables can be purchased:
  - [Transceivers and cables for 10 GbE SFP+ adapters](#)
  - [Transceivers and cables for 25 GbE SFP28 adapters](#)
  - [Cables for Intel Omni-Path QSFP28 adapters](#)

The following table lists transceivers and cables for the 10 GbE SFP+ adapters.

Table 28. Transceivers and cables for 10 GbE SFP+ adapters

Description	Part number	Feature code
<b>10 GbE SFP+ SR transceivers for 10 GbE SFP+ adapters</b>		
Lenovo 10GBASE-SR SFP+ Transceiver	46C3447	5053
Lenovo 10GBASE-LR SFP+ Transceiver	00FE331	B0RJ
<b>Optical cables for 10 GbE SFP+ SR transceivers</b>		
Lenovo 0.5m LC-LC OM3 MMF Cable	00MN499	ASR5
Lenovo 1m LC-LC OM3 MMF Cable	00MN502	ASR6
Lenovo 3m LC-LC OM3 MMF Cable	00MN505	ASR7
Lenovo 5m LC-LC OM3 MMF Cable	00MN508	ASR8
Lenovo 10m LC-LC OM3 MMF Cable	00MN511	ASR9
Lenovo 15m LC-LC OM3 MMF Cable	00MN514	ASRA
Lenovo 25m LC-LC OM3 MMF Cable	00MN517	ASRB
Lenovo 30m LC-LC OM3 MMF Cable	00MN520	ASRC
<b>Passive SFP+ DAC cables for 10 GbE SFP+ adapters</b>		
Lenovo 0.5m Passive SFP+ DAC Cable	00D6288	A3RG
Lenovo 1m Passive SFP+ DAC Cable	90Y9427	A1PH
Lenovo 1.5m Passive SFP+ DAC Cable	00AY764	A51N
Lenovo 2m Passive SFP+ DAC Cable	00AY765	A51P
Lenovo 3m Passive SFP+ DAC Cable	90Y9430	A1PJ
Lenovo 5m Passive SFP+ DAC Cable	90Y9433	A1PK
Lenovo 7m Passive SFP+ DAC Cable	00D6151	A3RH
<b>Active SFP+ DAC cables for 10 GbE SFP+ adapters*</b>		
Lenovo 1m Active DAC SFP+ Cable	00VX111	AT2R
Lenovo 3m Active DAC SFP+ Cable	00VX114	AT2S
Lenovo 5m Active DAC SFP+ Cable	00VX117	AT2T
<b>SFP+ active optical cables for 10 GbE SFP+ adapters</b>		
Lenovo 1m SFP+ to SFP+ Active Optical Cable	00YL634	ATYX
Lenovo 3m SFP+ to SFP+ Active Optical Cable	00YL637	ATYY



Description	Part number	Feature code
Lenovo 5m SFP+ to SFP+ Active Optical Cable	00YL640	ATYZ
Lenovo 7m SFP+ to SFP+ Active Optical Cable	00YL643	ATZ0
Lenovo 15m SFP+ to SFP+ Active Optical Cable	00YL646	ATZ1
Lenovo 20m SFP+ to SFP+ Active Optical Cable	00YL649	ATZ2

\* The Emulex VFA5.2 ML2 (00AG560 and 01CV770) and PCIe (00AG570 and 00AG580) network adapters do not support active SFP+ DAC cables.

The following table lists transceivers and cables for the 25 GbE SFP28 adapters.

Table 29. Transceivers and cables for 25 GbE SFP28 adapters

Description	Part number	Feature code
<b>25 GbE SFP28 SR transceivers for 25 GbE SFP28 adapters</b>		
Lenovo 25GBase-SR SFP28 Transceiver	7G17A03537	AV1B
<b>Optical cables for 25 GbE SFP28 SR transceivers</b>		
Lenovo 0.5m LC-LC OM3 MMF Cable	00MN499	ASR5
Lenovo 1m LC-LC OM3 MMF Cable	00MN502	ASR6
Lenovo 3m LC-LC OM3 MMF Cable	00MN505	ASR7
Lenovo 5m LC-LC OM3 MMF Cable	00MN508	ASR8
Lenovo 10m LC-LC OM3 MMF Cable	00MN511	ASR9
Lenovo 15m LC-LC OM3 MMF Cable	00MN514	ASRA
Lenovo 25m LC-LC OM3 MMF Cable	00MN517	ASRB
Lenovo 30m LC-LC OM3 MMF Cable	00MN520	ASRC
<b>Passive copper cables for 25 GbE SFP28 network adapters</b>		
Lenovo 1m Passive 25G SFP28 DAC Cable	7Z57A03557	AV1W
Lenovo 3m Passive 25G SFP28 DAC Cable	7Z57A03558	AV1X
Lenovo 5m Passive 25G SFP28 DAC Cable	7Z57A03559	AV1Y
<b>Active optical cables for 25 GbE SFP28 network adapters</b>		
Lenovo 3m 25G SFP28 Active Optical Cable	7Z57A03541	AV1F
Lenovo 5m 25G SFP28 Active Optical Cable	7Z57A03542	AV1G
Lenovo 10m 25G SFP28 Active Optical Cable	7Z57A03543	AV1H
Lenovo 15m 25G SFP28 Active Optical Cable	7Z57A03544	AV1J
Lenovo 20m 25G SFP28 Active Optical Cable	7Z57A03545	AV1K

The following table lists cables for the Intel Omni-Path QSFP28 adapters.

Table 30. Cables for Intel Omni-Path QSFP28 adapters

Description	Part number	Feature code
Passive copper cables for Intel Omni-Path QSFP28 adapters		
0.5m Intel OPA 100 Series Passive Copper QSFP28 Cable	00WE031	AU0E
0.75m Intel OPA 100 Series Passive Copper QSFP28 Cable	00WE035	AU0F
1m Intel OPA 100 Series Passive Copper QSFP28 Cable	00WE039	AU0G
1.25m Intel OPA 100 Series Passive Copper QSFP28 Cable	00WE043	AU0H
1.5m Intel OPA 100 Series Passive Copper QSFP28 Cable	00WE047	AU0J
2m Intel OPA 100 Series Passive Copper QSFP28 Cable	00WE051	AU0K
Active optical cables for Intel Omni-Path QSFP28 adapters		
5m Intel OPA 100 Series Active Optical QSFP28 Cable	00WE059	AU0M
15m Intel OPA 100 Series Active Optical QSFP28 Cable	00WE067	AU0P
20m Intel OPA 100 Series Active Optical QSFP28 Cable	00WE071	AU0Q

For more information, see the list of Product Guides in the following categories:

- Ethernet Adapters  
<http://lenovopress.com/servers/options/ethernet#rt=product-guide>
- InfiniBand / OPA Adapters  
<http://lenovopress.com/servers/options/infiniband#rt=product-guide>

## SAS adapters for external storage

The following table lists SAS RAID controllers and HBAs for external storage attachments that are supported by the SR550 server.

Table 31. SAS RAID adapters and HBAs for external storage

Description	Part number	Feature code	Maximum quantity*	I/O slots supported
12 Gbps SAS RAID adapters				
ThinkSystem RAID 930-8e 4GB Flash PCIe 12Gb Adapter	7Y37A01087	AUNQ	4 / 4	4, 1, 2, 3, 5
12 Gbps SAS HBAs				
ThinkSystem 430-8e SAS/SATA 12Gb HBA	7Y37A01090	AUNR	4 / 5	4, 1, 2, 3, 5
ThinkSystem 430-16e SAS/SATA 12Gb HBA	7Y37A01091	AUNN	4 / 5	4, 1, 2, 3, 5

\* The maximum quantity shown is with one processor / two processors.

### Configuration notes:

- Low profile SAS RAID controllers and HBAs for external storage are supported in the low profile PCIe x8 slot 4 on the system board and full-high PCIe x8 and x16 slots supplied by the riser cards 1 and 2.
- The total quantity of the RAID 730-8i 2GB, RAID 930-8i, RAID 930-16i, and RAID 930-8e controllers in a supported combination in the server must not exceed 4 (up to 4 supercapacitors can be mounted in the server).

The following table summarizes features of supported RAID controllers and HBAs for external storage.

Table 32. Features and specifications of the RAID controllers and HBAs for external storage

Feature	RAID 930-8e	430-8e HBA	430-16e HBA
Form factor	PCIe LP	PCIe LP	PCIe LP
SAS controller chip	SAS3516	SAS3408	SAS3416
Host interface	PCIe 3.0 x8	PCIe 3.0 x8	PCIe 3.0 x8
Port interface	12 Gb SAS	12 Gb SAS	12 Gb SAS
Number of ports	8	8	16
Connector type	SFF-8644 x4	SFF-8644 x4	SFF-8644 x4
Number of connectors	2	2	4
Drive interface	SAS, SATA	SAS, SATA	SAS, SATA
Drive type	HDD, SSD, SED	HDD, SSD, SED*	HDD, SSD, SED*
Hot-swap drive support	Yes	Yes	Yes
Number of devices	240	1024	1024
RAID levels	0/1/10/5/50/6/60	None	None
JBOD mode	Yes	Yes	Yes
Cache	4 GB	None	None
Cache protection	Flash backup (Included)	None	None
SED key management (SafeStore)	Yes	No	No
SSD I/O acceleration (FastPath)	Yes	No	No
SSD Caching (CacheCade Pro 2.0)	No**	No	No
Consistency check	Yes	No	No
Patrol read	Yes	No	No
Online capacity expansion	Yes	No	No
Online RAID level migration	Yes	No	No
Global Hot Spare	Yes	No	No
Auto-rebuild	Yes	No	No

\* HBAs do not support key management for SEDs; third-party host software is responsible for managing the keys.

\*\* The SSD caching feature has been phased out in the new generation of advanced RAID controllers.

For more information, see the list of Product Guides in the following categories:

- RAID adapters  
<http://lenovopress.com/servers/options/raid#rt=product-guide>
- Host bus adapters  
<http://lenovopress.com/servers/options/hba#rt=product-guide>

## Fibre Channel host bus adapters

The following table lists Fibre Channel HBAs supported by the SR550 server.

Table 33. Fibre Channel HBAs

Description	Part number	Feature code	Maximum quantity*	I/O slots supported
16 Gb Fibre Channel - PCIe				
Emulex 16Gb Gen6 FC Single-port HBA	01CV830	ATZU	5 / 6	4, 1, 2, 3, 5, 6
Emulex 16Gb Gen6 FC Dual-port HBA	01CV840	ATZV	5 / 6	4, 1, 2, 3, 5, 6
QLogic 16Gb Enhanced Gen5 FC Single-port HBA	01CV750	ATZB	5 / 6	4, 1, 2, 3, 5, 6
QLogic 16Gb Enhanced Gen5 FC Dual-port HBA	01CV760	ATZC	5 / 6	4, 1, 2, 3, 5, 6
8 Gb Fibre Channel - PCIe (available only in PRC and Asia Pacific)				
Emulex LPe12002-M8-L PCIe 8Gb 2-Port SFP+ FC HBA	4XC7A08221	B0X0	5 / 6	4, 1, 2, 3, 5, 6
Emulex LPe12000-M8-L PCIe 8Gb 1-Port SFP+ FC HBA	4XC7A08220	B0WZ	5 / 6	4, 1, 2, 3, 5, 6

\* The maximum quantity shown is with one processor / two processors.

**Configuration note:** FC HBAs are supported in the low profile PCIe x8 slot 4 on the system board and full-high PCIe x8 and x16 slots supplied by the riser cards 1 and 2.

For more information, see the list of Product Guides in the Host bus adapters category:

<http://lenovopress.com/servers/options/hba#rt=product-guide>

## Cooling

The SR550 server supports up to four non-hot-swap system fans that provide N+1 cooling redundancy. SR550 server models with one processor include three system fans, and server models with two processors include four system fans.

The following table shows additional cooling options.

Table 34. Cooling options

Description	Part number	Feature code	Maximum quantity
ThinkSystem SR550 FAN Option Kit	4F17A12353	AV0M	1
ThinkSystem M.2 SSD Thermal Kit	4XH7A08791	B31F	1

### Configuration notes:

- The SR550 FAN Option Kit (4F17A12353) includes one system fan that is required for field upgrades that add a second processor to the server. If two processors are selected in the initial server configurations, the fan for the second processor is derived by the configurator.
- The M.2 SSD Thermal Kit (4XH7A08791) is required in the configurations with at least one M.2 5100 or 5300 SSD is installed in the server with 12x LFF drive bays.
- The M.2 SSD Thermal Kit is derived by the configurator if M.2 5100 or 5300 SSDs are selected in the initial configurations for server models with 12x LFF drive bays. For field upgrades, the M.2 SSD Thermal Kit should be purchased with M.2 5100 or 5300 drives for server models with 12x LFF drive bays.

## Power supplies and cables

The SR550 server supports up to two redundant power supplies and is capable of N+N redundancy depending on the configuration. A second power supply can be added to the models that come with one power supply.

The following table lists the power supply options.

Table 35. Power supplies

Description	Part number	Feature code	Maximum quantity
ThinkSystem 550W (230V/115V) Platinum Hot-Swap Power Supply	7N67A00882	AVV2	2
ThinkSystem 750W (230/115V) Platinum Hot-Swap Power Supply	7N67A00883	AVV3	2
ThinkSystem 750W (230V) Titanium Hot-Swap Power Supply	7N67A00884	AVV4	2

General power supply rules are as follows:

- Minimum of 1 and maximum of 2 power supplies per system.
- If 2 are installed, power supplies must be identical.
- Power supplies support AC (Worldwide) and HVDC (PRC only) power sources.

**Important:** The Standalone Solution Configuration Tool (SSCT) and Lenovo Data Center Solution Configurator (DCSC) power supply selection rules allow a subset of possible configurations due to power restrictions.

Configurations that cannot be built in SSCT or DCSC due to power restrictions may still be supported. To verify support and ensure that the right power supply is chosen for optimal performance, you should always validate your server configuration using the latest version of the Lenovo Capacity Planner:

<http://datacentersupport.lenovo.com/us/en/solutions/lnvo-lcp>

The SR550 server ship standard with or without a power cord (model dependent). A hot-swap power supply option ships without a power cord. The following table lists the rack power cables and line cords that can be ordered for the SR550 server.

Table 36. Power cables

Description	Part number	Feature code
<b>Rack power cables</b>		
1.0m, 10A/125-250V, C13 to IEC 320-C14 Rack Power Cable	00Y3043	A4VP
1.5m, 10A/100-250V, C13 to IEC 320-C14 Rack Power Cable	39Y7937	6201
2.0m, 13A/125V-10A/250V, C13 to IEC 320-C14 Rack Power Cable	4L67A08369	6570
2.8m, 10A/100-250V, C13 to IEC 320-C14 Rack Power Cable	4L67A08366	6311
2.8m, 13A/125V-10A/250V, C13 to IEC 320-C14 Rack Power Cable	4L67A08370	6400
2.8m, 10A/100-250V, C13 to IEC 320-C20 Rack Power Cable	39Y7938	6204
4.3m, 10A/100-250V, C13 to IEC 320-C14 Rack Power Cable	39Y7932	6263
4.3m, 13A/125V-10A/250V, C13 to IEC 320-C14 Rack Power Cable	4L67A08371	6583
<b>Line cords</b>		
Argentina 2.8m, 10A/250V, C13 to IRAM 2073 Line Cord	39Y7930	6222
Argentina 4.3m, 10A/250V, C13 to IRAM 2073 Line Cord	81Y2384	6492
Australia/New Zealand 2.8m, 10A/250V, C13 to AS/NZS 3112 Line Cord	39Y7924	6211
Australia/New Zealand 4.3m, 10A/250V, C13 to AS/NZS 3112 Line Cord	81Y2383	6574
Brazil 2.8m, 10A/250V, C13 to NBR 14136 Line Cord	69Y1988	6532
Brazil 4.3m, 10A/250V, C13 to NBR14136 Line Cord	81Y2387	6404
China 2.8m, 10A/250V, C13 to GB 2099.1 Line Cord	39Y7928	6210
China 4.3m, 10A/250V, C13 to GB 2099.1 Line Cord	81Y2378	6580

Description	Part number	Feature code
Denmark 2.8m, 10A/250V, C13 to DK2-5a Line Cord	39Y7918	6213
Denmark 4.3m, 10A/250V, C13 to DK2-5a Line Cord	81Y2382	6575
Europe 2.8m, 10A/250V, C13 to CEE7-VII Line Cord	39Y7917	6212
Europe 4.3m, 10A/250V, C13 to CEE7-VII Line Cord	81Y2376	6572
India 2.8m, 10A/250V, C13 to IS 6538 Line Cord	39Y7927	6269
India 4.3m, 10A/250V, C13 to IS 6538 Line Cord	81Y2386	6567
Israel 2.8m, 10A/250V, C13 to SI 32 Line Cord	39Y7920	6218
Israel 4.3m, 10A/250V, C13 to SI 32 Line Cord	81Y2381	6579
Italy 2.8m, 10A/250V, C13 to CEI 23-16 Line Cord	39Y7921	6217
Italy 4.3m, 10A/250V, C13 to CEI 23-16 Line Cord	81Y2380	6493
Japan 2.8m, 12A/125V, C13 to JIS C-8303 Line cord	46M2593	6314
Japan 2.8m, 12A/250V, C13 to JIS C-8303 Line Cord	4L67A08357	6533
Japan 4.3m, 12A/125V, C13 to JIS C-8303 Line Cord	39Y7926	6335
Japan 4.3m, 12A/250V, C13 to JIS C-8303 Line Cord	4L67A08362	6495
Korea 2.8m, 12A/250V, C13 to KS C8305 Line Cord	39Y7925	6219
Korea 4.3m, 12A/250V, C13 to KS C8305 Line Cord	81Y2385	6494
South Africa 2.8m, 10A/250V, C13 to SABS 164 Line Cord	39Y7922	6214
South Africa 4.3m, 10A/250V, C13 to SABS 164 Line Cord	81Y2379	6576
Switzerland 2.8m, 10A/250V, C13 to SEV 1011-S24507 Line Cord	39Y7919	6216
Switzerland 4.3m, 10A/250V, C13 to SEV 1011-S24507 Line Cord	81Y2390	6578
Taiwan 2.8m, 10A/125V, C13 to CNS 10917-3 Line Cord	23R7158	6386
Taiwan 2.8m, 10A/250V, C13 to CNS 10917-3 Line Cord	81Y2375	6317
Taiwan 2.8m, 15A/125V, C13 to CNS 10917-3 Line Cord	81Y2374	6402
Taiwan 4.3m, 10A/125V, C13 to CNS 10917-3 Line Cord	4L67A08363	AX8B
Taiwan 4.3m, 10A/250V, C13 to CNS 10917-3 Line Cord	81Y2389	6531
Taiwan 4.3m, 15A/125V, C13 to CNS 10917-3 Line Cord	81Y2388	6530
United Kingdom 2.8m, 10A/250V, C13 to BS 1363/A Line Cord	39Y7923	6215
United Kingdom 4.3m, 10A/250V, C13 to BS 1363/A Line Cord	81Y2377	6577
United States 2.8m, 10A/125V, C13 to NEMA 5-15P Line Cord	90Y3016	6313
United States 2.8m, 10A/250V, C13 to NEMA 6-15P Line Cord	46M2592	A1RF
United States 2.8m, 13A/125V, C13 to NEMA 5-15P Line Cord	00WH545	6401
United States 4.3m, 10A/125V, C13 to NEMA 5-15P Line Cord	4L67A08359	6370
United States 4.3m, 10A/250V, C13 to NEMA 6-15P Line Cord	4L67A08361	6373
United States 4.3m, 13A/125V, C13 to NEMA 5-15P Line Cord	4L67A08360	AX8A

## Systems management

The SR550 supports the following systems management tools:

- Lenovo XClarity Controller
- Lenovo XClarity Provisioning Manager
- Lenovo XClarity Essentials
- Lenovo XClarity Administrator
- Lenovo XClarity Integrators
- Lenovo XClarity Energy Manager
- Lenovo Capacity Planner

## Lenovo XClarity Controller

The SR550 server contains Lenovo XClarity Controller (XCC), which provides advanced service-processor control, monitoring, and alerting functions. XClarity Controller offers three functional levels: Standard, Advanced, and Enterprise. By default, the SR550 server includes XClarity Controller Standard features, and it can be upgraded to Advanced or Enterprise functionality by using the Features on Demand (FoD) upgrades.

XClarity Controller Standard offers the following capabilities:

- Gathering and viewing system information and inventory
- Monitoring system status and health
- Alerting and notifications
- Event logging
- Configuring network connectivity
- Configuring security
- Updating system firmware
- Configuring server settings and devices
- Real-time power usage monitoring
- Remotely controlling server power (Power on, Power off, Restart)
- Managing FoD activation keys
- Redirecting serial console via IPMI
- Capturing the video display contents when an operating system hang condition is detected

XClarity Controller Advanced Upgrade adds the following functionality to the Standard features:

- Remotely viewing video with the following graphics resolutions:
  - Up to 1600x1200 with up to 23 bits per pixel; or
  - Up to 1920x1200 with up to 15 bits per pixel
- Remotely accessing the server using the keyboard and mouse from a remote client
- Remotely deploying an operating system
- Syslog alerting
- Redirecting serial console via SSH
- Displaying graphics for real-time and historical power usage data and temperature

XClarity Controller Enterprise Upgrade adds the following functionality to the Advanced features:

- Capping power usage
- Mapping the ISO and image files located on the local client as virtual drives for use by the server
- Mounting the remote ISO and image files via HTTPS, SFTP, CIFS, and NFS
- Collaborating across up to six users of the virtual console
- Controlling quality and bandwidth usage

The XClarity Controller provides remote server management through industry-standard interfaces:

- Intelligent Platform Management Interface (IPMI) Version 2.0
- Simple Network Management Protocol (SNMP) Version 3
- Common Information Model (CIM)
- Data Center Manageability Interface (DCMI) Version 1.5
- Redfish REpresentational State Transfer (REST) API
- Web browser with HTML5 support
- Command-line interface
- Virtual Operator Panel with XClarity Mobile App via the front USB port with XClarity Controller access

Virtual Operator Panel provides quick access to system status, firmware, network, health, and alerts information. With proper authentication, it also allows to configure systems management and network settings and to control system power (Power on, Power off, Restart). The Virtual Operator Panel can be accessed from the XClarity Mobile App running on the Android or iOS mobile device that is connected to the front USB port with XClarity Controller access (See [Components and connectors](#)).

**Note:** Depending on the system settings, the front USB port can be assigned to XClarity Controller for management functions, or to the system as a regular USB 2.0 port, or switched between two functions by using the system ID button.

The following table lists the XClarity Controller FoD upgrades.

Table 37. XClarity Controller FoD upgrades

Description	Part number	Feature code	Maximum quantity
ThinkSystem XClarity Controller Standard to Advanced Upgrade	4L47A09132	AVUT	1
ThinkSystem XClarity Controller Standard to Enterprise Upgrade	None*	AUPW	1
ThinkSystem XClarity Controller Advanced to Enterprise Upgrade	4L47A09133	None**	1

\* Factory-installed only.

\*\* Field upgrade only.

**Configuration notes:**

- For factory-installed upgrades, either Standard to Advanced Upgrade (feature AVUT) or Standard to Enterprise Upgrade (feature AUPW) can be selected, but not both.
- For field upgrades, the Advanced to Enterprise Upgrade (4L47A09133) requires the Standard to Advanced Upgrade to be activated on the server previously with either the factory-installed feature AVUT or field upgrade 4L47A09132.

**Lenovo XClarity Provisioning Manager**

Lenovo XClarity Provisioning Manager is a UEFI-embedded GUI application that combines the functions of configuring system setup settings, configuring RAID, and updating applications and firmware. It also enables you to install the supported operating systems and associated device drivers, run diagnostics, and collect service data.

Lenovo XClarity Provisioning Manager has the following features:

- Automatic hardware detection
- Collecting and viewing system inventory information
- Configuring UEFI system setup settings
- Updating the system firmware
- Configuring RAID by using the RAID Setup Wizard or Advanced mode
- Installing an operating system and device drivers automatically or manually
- Running diagnostics and collecting service data

**Lenovo XClarity Essentials**

Lenovo offers the following XClarity Essentials software tools that can help you set up, use, and maintain the server at no additional cost:

- **Lenovo XClarity Essentials OneCLI**  
OneCLI is a collection of server management tools that utilize a command line interface program to manage firmware, hardware, and operating systems. It provides functions to collect full system health information (including health status), configure system setting, and update system firmware and drivers.
- **Lenovo XClarity Essentials UpdateXpress**  
The UpdateXpress tool is a standalone GUI application for firmware and device driver updates that enables you to maintain your server firmware and device drivers up-to-date and help you avoid unnecessary server outages. The tool acquires and deploys individual updates and UpdateXpress System Packs (UXSPs) which are integration-tested bundles.
- **Lenovo XClarity Essentials Bootable Media Creator**  
The Bootable Media Creator (BOMC) tool is used to create bootable media for offline firmware update.

For more information and downloads, visit the Lenovo XClarity Essentials web page:

<http://support.lenovo.com/us/en/documents/LNVO-center>



## Lenovo XClarity Administrator

Lenovo XClarity is a centralized systems management solution that helps administrators deliver infrastructure faster. This solution integrates easily with Lenovo x86 servers, RackSwitch switches, and DS Series storage, providing automated agent-less discovery, monitoring, firmware updates, configuration management, and bare metal deployment of operating systems and hypervisors across multiple servers.

Lenovo XClarity Administrator is an optional software component for the SR550 server which can be downloaded and used at no charge to discover and monitor the SR550 and manage firmware upgrades for them.

If software support is required for Lenovo XClarity Administrator, or Lenovo XClarity Administrator premium features (such as configuration management and operating system deployment) are required, or both, Lenovo XClarity Pro software subscription should be ordered. Lenovo XClarity Pro is licensed on a per managed system basis, that is, each managed Lenovo system requires a license.

The following table lists the geo-specific Lenovo XClarity software license options.

Table 38. Lenovo XClarity software options

Description	Part number (NA, AP, Japan)*	Part number (EMEA, LA)**	Quantity
Lenovo XClarity Pro, per Managed Endpoint w/1 Yr SW S&S	00MT201	00MT207	1
Lenovo XClarity Pro, per Managed Endpoint w/3 Yr SW S&S	00MT202	00MT208	1
Lenovo XClarity Pro, per Managed Endpoint w/5 Yr SW S&S	00MT203	00MT209	1

\* NA = North America; AP = Asia Pacific

\*\* EMEA = Europe, Middle East, Africa; LA = Latin America

Lenovo XClarity Administrator offers the following standard features that are available at no charge:

- Auto-discovery and monitoring of Lenovo x86 servers, RackSwitch switches, Flex System chassis, and DS Series storage systems
- Firmware updates and compliance enforcement
- External alerts and notifications via SNMP traps, syslog remote logging, and e-mail
- Secure connections to managed endpoints
- NIST 800-131A or FIPS 140-2 compliant cryptographic standards between the management solution and managed endpoints
- Integration into existing higher level management systems such as cloud automation and orchestration tools through REST APIs, providing extensive external visibility and control over hardware resources
- An intuitive, easy-to-use GUI
- Scripting with Windows PowerShell, providing command-line visibility and control over hardware resources

Lenovo XClarity Administrator offers the following premium features that require an optional Pro license:

- Pattern-based configuration management that allows to define configurations once and apply repeatedly without errors when deploying new servers or redeploying existing servers without disrupting the fabric
- Bare-metal deployment of operating systems and hypervisors to streamline infrastructure provisioning

For more information, refer to the Lenovo XClarity Administrator Product Guide:

<http://lenovopress.com/tips1200>

## Lenovo XClarity Integrators

Lenovo offers at no charge (if software support is required, a Lenovo XClarity Pro software subscription license should be ordered) two software plug-in modules, Lenovo XClarity Integrators, to manage physical infrastructure from leading external virtualization management software tools from Microsoft and VMware:

- Lenovo XClarity Integrator for Microsoft System Center
- Lenovo XClarity Integrator for VMware vCenter

Lenovo XClarity Integrators offer the following additional features:

- Ability to discover, manage, and monitor Lenovo server hardware from VMware vCenter or Microsoft System Center
- Deployment of firmware updates and configuration patterns to Lenovo x86 rack servers and Flex System from the virtualization management tool
- Non-disruptive server maintenance in clustered environments that reduces workload downtime by dynamically migrating workloads from affected hosts during rolling server updates or reboots
- Greater service level uptime and assurance in clustered environments during unplanned hardware events by dynamically triggering workload migration from impacted hosts when impending hardware failures are predicted

For more information, refer to the Lenovo XClarity Integrators web page:

<http://www3.lenovo.com/us/en/data-center/software/systems-management/xclarity-integrators>

### Lenovo XClarity Energy Manager

Lenovo XClarity Energy Manager provides a stand-alone, web-based agent-less power management console that provides real time data and enables you to observe, plan and manage power and cooling for Lenovo servers. Using built-in intelligence, it identifies server power consumption trends and ideal power settings and performs cooling analysis so that you can define and optimize power-saving policies.

Lenovo XClarity Energy Manager offers the following capabilities:

- Monitors room, row, rack, and device levels in the data center
- Reports vital server information, such as power, temperature and resource utilization
- Monitors inlet temperature to locate hot spots, reducing the risk of data or device damage
- Provides finely-grained controls to limit platform power in compliance with IT policy
- Generates alerts when a user-defined threshold is reached

Lenovo XClarity Energy Manager is an optional software component for the SR550 server that is licensed on a per managed node basis, that is, each managed server requires a license. The 1-node Energy Manager license is included in the XClarity Controller Enterprise upgrade.

To manage systems without XClarity Controller Enterprise licenses, a node license pack should be purchased. The following table lists the geo-specific Lenovo XClarity Energy Manager software license options.

Table 39. Lenovo XClarity Energy Manager software options

Description	Part number (NA, AP, Japan)*	Part number (EMEA, LA)**	Quantity
Lenovo XClarity Energy Manager, 1 Node w/ 1 Yr S&S	01DA225	01DA228	1

\* NA = North America; AP = Asia Pacific.

\*\* EMEA = Europe, Middle East, Africa; LA = Latin America.

For more information, refer to the Lenovo XClarity Energy Manager web page:

<http://datacentersupport.lenovo.com/us/en/solutions/Invo-lxem>

### Lenovo Capacity Planner

Lenovo Capacity Planner is a power consumption evaluation tool that enhances data center planning by enabling IT administrators and pre-sales professionals to understand various power characteristics of racks, servers, and other devices. Capacity Planner can dynamically calculate the power consumption, current, British Thermal Unit (BTU), and volt-ampere (VA) rating at the rack level, improving the planning efficiency for large scale deployments.

For more information, refer to the Capacity Planner web page:

<http://datacentersupport.lenovo.com/us/en/solutions/Invo-lcp>

## Security

The SR550 server offers the following security features:

- Power-on password
- Administrator's password
- Secure firmware updates
- Onboard Trusted Platform Module (TPM) version 1.2 or 2.0 (configurable UEFI system setting)
- Trusted Cryptographic Module (TCM) (optional; available in PRC only)
- Nationz Trusted Platform Module v2.0 (optional; available in PRC only)
- Lockable front bezel (optional)
- Security Key Lifecycle Manager (SKLM) encryption key management for SEDs - FoD upgrade (optional)
- Lenovo Business Vantage security software (optional; available in PRC only)

The following table lists the security options that are available for the SR550 server.

Table 40. Security options

Description	Part number	Feature code	Maximum quantity
Lockable front bezel			
ThinkSystem 2U Security Bezel	7Z17A02580	AURX	1
Trusted Cryptographic Module (PRC only)			
ThinkSystem Trusted Cryptographic Module	None*	AVKE	1
Trusted Platform Module (PRC only)			
ThinkSystem Nationz Trusted Platform Module v2.0	None*	B22N	1
Security Key Lifecycle Manager - FoD (United States, Canada, Asia Pacific, and Japan)			
SKLM for System x/ThinkSystem w/SEDs - FoD per Install w/1Yr S&S	00D9998	A5U1	1
SKLM for System x/ThinkSystem w/SEDs - FoD per Install w/3Yr S&S	00D9999	AS6C	1
Security Key Lifecycle Manager - FoD (Latin America, Europe, Middle East, and Africa)			
SKLM for System x/ThinkSystem w/SEDs - FoD per Install w/1Yr S&S	00FP648	A5U1	1
SKLM for System x/ThinkSystem w/SEDs - FoD per Install w/3Yr S&S	00FP649	AS6C	1

\* Factory-installed only; no field upgrade.

Lenovo Business Vantage is a security software tool suite (available only in PRC) designed to work with the TCM or Nationz TPM for enhanced security, to keep user data safe, and to erase confidential data completely from a drive.

Lenovo Business Vantage provides the following features:

- Encrypts files to ensure data safety by using the TCM or Nationz TPM.
- Erases confidential data from a hard disk.
- Prohibits unauthorized access to the USB port of devices.
- Encrypts files to ensure data security on a USB storage device.

For more information, refer to the Lenovo Business Vantage web page:

<http://support.lenovo.com.cn/lenovo/wsi/es/es.html>

## Rack installation

The following table lists the rack installation options that are available for the SR550 server.

Table 41. Rack installation options

Description	Part number	Feature code	Maximum quantity
<b>4-post rail kits</b>			
ThinkSystem Tool-less Slide Rail	7M27A05702	AXCA	1
ThinkSystem Tool-less Slide Rail Kit with 2U CMA	7M27A05700	AXCH	1
ThinkSystem Screw-in Slide Rail	4M17A07274	AXFN	1
ThinkSystem Screw-in Slide Rail Kit with 2U CMA	4M17A07280	B0TD	1
ThinkSystem Tool-less Friction Rail	4M17A07273	AXFM	1
<b>Cable management arm (CMA) upgrade</b>			
ThinkSystem 2U CMA Upgrade Kit for Tool-less Slide Rail	7M27A05698	None^	1*
ThinkSystem 2U CMA Upgrade Kit for Screw-in Slide Rail	4M17A07275	AXFU	1**
<b>Front VGA port</b>			
ThinkSystem SR550/SR590/SR650 EIA Latch w/ VGA Upgrade Kit	7Z17A02578	AUS8	1

^ Field upgrade only.

\* The CMA Upgrade Kit for Tool-less Slide Rail is supported with the Tool-less Slide Rail (7M27A05702) only.

\*\* The CMA Upgrade Kit for Screw-in Slide Rail is supported with the Screw-in Slide Rail (4M17A07274) only.

The following table summarizes the rail kit features and specifications.

Table 42. Rail kit features and specifications summary

Feature	Tool-less Slide Rail		Screw-in Slide Rail		Tool-less Friction Rail
	Without CMA	With CMA	Without CMA	With CMA	
Part number	7M27A05702	7M27A05700	4M17A07274	4M17A07280	4M17A07273
CMA	7M27A05698	Included	4M17A07275	Included	No support
Rail length	730 mm (28.74 in.)	807 mm (31.8 in.)	836.8 mm (32.9 in.)	836.8 mm (32.9 in.)	728.1 mm (28.7 in.)
Rail type	Full-out slide (ball bearing)		Full-out slide (ball bearing)		Half-out slide (friction)
Tool-less installation	Yes		No		Yes
In-rack server maintenance	Yes		Yes		No
1U PDU support	Yes		Yes		Yes
0U PDU support	Limited*		Limited*		Limited**
Rack type	IBM and Lenovo 4-post, IEC standard-compliant		IBM and Lenovo 4-post, IEC standard-compliant		IBM and Lenovo 4-post, IEC standard-compliant
Mounting holes	Square or round		Square, round, or threaded		Square or round
Mounting flange thickness	2 mm (0.08 in.) – 3.3 mm (0.13 in.)		2 mm (0.08 in.) – 3.3 mm (0.13 in.)		2 mm (0.08 in.) – 3.3 mm (0.13 in.)
Distance between front and rear mounting flanges^	609.6 mm (24 in.) – 863.6 mm (34 in.)		609.6 mm (24 in.) – 812.8 mm (32 in.)		609.6 mm (24 in.) – 863.6 mm (34 in.)

\* If a 0U PDU is used, the rack cabinet must be at least 1100 mm (43.31 in.) deep if no CMA is used, or at least 1200 mm (47.24 in.) deep if a CMA is used.

\*\* If a 0U PDU used, the rack must be at least 1000 mm (39.37 in.) deep.

^ Measured when mounted on the rack, from the front surface of the front mounting flange to the rear most point of the rail.

## Operating systems

The SR550 server supports the following operating systems:

- Microsoft:
  - Microsoft Windows Server 2019
  - Microsoft Windows Server 2016
- Red Hat:
  - Red Hat Enterprise Linux 8.1
  - Red Hat Enterprise Linux 8.0
  - Red Hat Enterprise Linux 7.7
  - Red Hat Enterprise Linux 7.6
- SUSE:
  - SUSE Linux Enterprise Server 15 SP1
  - SUSE Linux Enterprise Server 15
  - SUSE Linux Enterprise Server 12 SP5
  - SUSE Linux Enterprise Server 12 SP4
- VMware:
  - VMware vSphere 6.7 (ESXi) Update 3
  - VMware vSphere 6.7 (ESXi) Update 2
  - VMware vSphere 6.7 (ESXi) Update 1
  - VMware vSphere 6.5 (ESXi) Update 3
  - VMware vSphere 6.5 (ESXi) Update 2

**Important:** The onboard Intel RSTe is not supported by virtualization hypervisors, including VMware vSphere (ESXi), Linux KVM, Xen, and Microsoft Hyper-V.

For the latest information about the specific versions and service levels that are supported and any other prerequisites, see the Operating System Interoperability Guide: <http://lenovopress.com/osig>.

## Physical specifications

The SR550 server has the following dimensions and weight (approximate):

- Height: 87 mm (3.4 in.)
- Width: 445 mm (17.5 in.)
- Depth: 720 mm (28.3 in.)
- Weight:
  - Minimum configuration: 19 kg (41.9 lb)
  - Maximum configuration: 26 kg (57.3 lb)

## Operating environment

The SR550 server complies with ASHRAE class A2 specifications. The server performance might be impacted when the operating temperature is outside the ASHRAE A2 specifications. Some server models comply with ASHRAE class A3 and class A4 specifications, provided they meet the following hardware configuration requirements at the same time:

- Two power supplies installed
- No system fan failure

The SR550 server is supported in the following environment:

- Air temperature:
  - Operating:
    - ASHRAE Class A4: 5 °C - 45 °C (41 °F - 113 °F); for altitudes above 900 m (2,953 ft), decrease the maximum ambient temperature by 1 °C for every 125-m (410-ft) increase in altitude
    - ASHRAE Class A3: 5 °C - 40 °C (41 °F - 104 °F); for altitudes above 900 m (2,953 ft), decrease the maximum ambient temperature by 1 °C for every 175-m (574-ft) increase in altitude
    - ASHRAE Class A2: 10 °C - 35 °C (50 °F - 95 °F); for altitudes above 900 m (2,953 ft), decrease the maximum ambient temperature by 1 °C for every 300-m (984-ft) increase in altitude
  - Non-operating: 5 °C - 45 °C (41 °F - 113 °F)
  - Storage: -40 °C - +60 °C (-40 °F - 140 °F)
- Maximum altitude: 3,050 m (10,000 ft)
- Humidity:
  - Operating:
    - ASHRAE Class A4: 8% - 90% (non-condensing); maximum dew point: 24 °C (75 °F)
    - ASHRAE Class A3: 8% - 85% (non-condensing); maximum dew point: 24 °C (75 °F)
    - ASHRAE Class A2: 8% - 80% (non-condensing); maximum dew point: 21 °C (70 °F)
  - Storage: 8% - 90% (non-condensing)
- Electrical:
  - 100 - 127 (nominal) V AC; 50 Hz / 60 Hz
  - 200 - 240 (nominal) V AC; 50 Hz / 60 Hz
  - 180 - 300 V DC (HVDC; supported in PRC only)
- Acoustics:
  - Minimum configuration:
    - Operating: 4.9 bels
    - Idle: 4.9 bels
  - Maximum configuration:
    - Operating: 6.2 bels
    - Idle: 6.1 bels
- Vibration:
  - Operating: 0.21 G rms at 5 Hz to 500 Hz for 15 minutes across 3 axes
  - Non-operating: 1.04 G rms at 2 Hz to 200 Hz for 15 minutes across 6 surfaces
- Shock:
  - Operating: 15 G for 3 milliseconds in each direction (positive and negative X, Y, and Z axes)
  - Non-operating:
    - 12 kg - 22 kg: 50 G for 152 in./sec velocity change across 6 surfaces
    - 23 kg - 31 kg: 35 G for 152 in./sec velocity change across 6 surfaces

The following table lists the maximum system power load, rated inlet current, and system heat output based on the power supply and source voltage.

Table 43. Rated system power, inlet current, and system heat output

Power supply	Source voltage	Maximum power load per system (two power supplies)	Rated current per inlet	System heat output
550 W Platinum	100 - 127 V AC	722 W	6.2 A	2463 BTU/hour
	200 - 240 V AC	704 W	3 A	2402 BTU/hour
	180 - 300 V DC	702 W	2.5 A	2395 BTU/hour
750 W Platinum	100 - 127 V AC	984 W	8.4 A	3357 BTU/hour
	200 - 240 V AC	958 W	4.1 A	3269 BTU/hour
	180 - 300 V DC	958 W	3.5 A	3269 BTU/hour
750 W Titanium	200 - 240 V AC	949 W	4.1 A	3238 BTU/hour
	180 - 300 V DC	948 W	3.5 A	3235 BTU/hour

## Warranty and support

The SR550 server has a one-year (7X03) or three-year (Machine Type 7X04) customer-replaceable unit (CRU) and onsite limited (for field-replaceable units [FRUs] only) warranty with standard call center support during normal business hours and 9x5 Next Business Day Parts Delivered.

Lenovo's additional support services provide a sophisticated, unified support structure for a customer's data center, with an experience consistently ranked number one in customer satisfaction worldwide.

The following Lenovo support services are available:

- **Premier Support** provides a Lenovo-owned customer experience and delivers direct access to technicians skilled in hardware, software, and advanced troubleshooting, in addition to the following capabilities:
  - Direct technician-to-technician access through a dedicated phone line.
  - 24x7x365 remote support.
  - Single point of contact service.
  - End to end case management.
  - 3rd Party collaborative software support.
  - Online case tools and live chat support.
  - On-demand remote system analysis.
- **Warranty Upgrades (Preconfigured Support)** are available to meet the on-site response time targets that match the criticality of customer's systems:
  - 3, 4, or 5 years of service coverage.
  - 1-year or 2-year post-warranty extensions.
  - **Foundation Service:** 9x5 service coverage with next business day onsite response, with optional YourDrive YourData.
  - **Essential Service:** 24x7 service coverage with 4-hour onsite response or 24-hour committed repair (available only in select regions), bundled with YourDrive YourData.
  - **Advanced Service:** 24x7 service coverage with 2-hour onsite response or 6-hour committed repair (available only in select regions), bundled with YourDrive YourData.
- **Managed Services**  
 Lenovo Managed Services provide continuous 24x7 remote monitoring (plus 24x7 call center availability) and proactive management of a customer's data center using state of the art tools, systems, and practices by a team of highly skilled and experienced Lenovo services professionals.

Quarterly reviews check error logs, verify firmware and operating system device driver levels, and software as needed. Lenovo will also maintain records of latest patches, critical updates, and firmware levels, to ensure customer's systems are providing business value through optimized performance.

- **Technical Account Management (TAM)**

A Lenovo Technical Account Manager helps customers optimize operations of their data centers based on a deep understanding of customer's business. Customers gain direct access to a Lenovo TAM, who serves as their single point of contact to expedite service requests, provide status updates, and furnish reports to track incidents over time. Also, a TAM helps proactively make service recommendations and manage service relationship with Lenovo to make certain that customer's needs are met.

- **Enterprise Software Support**

Lenovo Enterprise Software Support is an additional support service that provides customers with software support on Microsoft, Red Hat, SUSE, and VMWare applications and systems. Around the clock availability for critical problems plus unlimited calls and incidents helps customers address challenges fast, without incremental costs. Support staff can answer troubleshooting and diagnostic questions, address product compatibility and interoperability issues, isolate causes of problems, report defects to software vendors, and more.

- **YourDrive YourData**

Lenovo's YourDrive YourData service is a multi-drive retention offering that ensures that customer's data is always under their control, regardless of the number of drives that are installed in their Lenovo server. In the unlikely event of a drive failure, customers retain possession of their drive while Lenovo replaces the failed drive part. Customer's data stays safely on customer premises, in their hands. The YourDrive YourData service can be purchased in convenient bundles with Foundation, Essential, or Advanced Service upgrades and extensions.

- **Health Check**

Having a trusted partner who can perform regular and detailed health checks is central to maintaining efficiency and ensuring that customer systems and business are always running at their best. Health Check supports Lenovo-branded server, storage, and networking devices, as well as select Lenovo-supported products from other vendors that are sold by Lenovo or a Lenovo-Authorized Reseller.

Some regions might have different warranty terms and conditions than the standard warranty. This is due to local business practices or laws in the specific region. Local service teams can assist in explaining region-specific terms when needed. Examples of region-specific warranty terms are second or longer business day parts delivery or parts-only base warranty.

If warranty terms and conditions include onsite labor for repair or replacement of parts, Lenovo will dispatch a service technician to the customer site to perform the replacement. Onsite labor under base warranty is limited to labor for replacement of parts that have been determined to be field-replaceable units (FRUs). Parts that are determined to be customer-replaceable units (CRUs) do not include onsite labor under base warranty.

If warranty terms include parts-only base warranty, Lenovo is responsible for delivering only replacement parts that are under base warranty (including FRUs) that will be sent to a requested location for self-service. Parts-only service does not include a service technician being dispatched onsite. Parts must be changed at customer's own cost and labor and defective parts must be returned following the instructions supplied with the spare parts.

Lenovo support services are region-specific. Not all support services are available in every region. For information about Lenovo support services that are available in a specific region, refer to the following resources:

- Service part numbers in Data Center Solution Configurator (DCSC):  
<http://dcsc.lenovo.com/#/services>
- Lenovo Services Availability Locator  
<https://lenovocator.com/>

For service definitions, region-specific details, and service limitations, refer to the following documents:

- Lenovo Statement of Limited Warranty for Data Center Group (DCG) Servers and System Storage  
<http://pcsupport.lenovo.com/us/en/solutions/ht503310>
- Lenovo Data Center Services Agreement  
<http://support.lenovo.com/us/en/solutions/ht116628>



## Services

Lenovo Services is a dedicated partner to customer success. Lenovo's goal for customers is to reduce capital outlays, mitigate IT risks, and accelerate time to productivity.

Here is a more in-depth look at what Lenovo can do for their customers:

- **Asset Recovery Services**

Asset Recovery Services (ARS) helps customers recover the maximum value from their end-of-life equipment in a cost-effective and secure way. On top of simplifying the transition from old to new equipment, ARS mitigates environmental and data security risks associated with data center equipment disposal. Lenovo ARS is a cash-back solution for equipment based on its remaining market value, yielding maximum value from aging assets and lowering total cost of ownership for customers. For more information, see the ARS page, <http://lenovopress.com/lp1266>.

- **Assessment Services**

An assessment helps solve customer IT challenges through an onsite, multi-day session with a Lenovo technology expert. Lenovo performs a tools-based assessment which provides a comprehensive and thorough review of a company's environment and technology systems. In addition to the technology-based functional requirements, the consultant also discusses and records the non-functional business requirements, challenges, and constraints. Assessments help organizations, no matter how large or small, get a better return on their IT investment and overcome challenges in the ever-changing technology landscape.

- **Design Services**

Professional Services consultants perform infrastructure design and implementation planning to support customer's strategy. The high-level architectures provided by the assessment service are turned into low level designs and wiring diagrams, which are reviewed and approved prior to implementation. The implementation plan will demonstrate an outcome-based proposal to provide business capabilities through infrastructure with a risk-mitigated project plan.

- **Basic Hardware Installation**

Lenovo experts can seamlessly manage the physical installation of customer's server, storage, or networking hardware. Working at a time convenient for the customer (business hours or off shift), the technician will unpack and inspect the systems on customer site, install options, mount in a rack cabinet, connect to power and network, check and update firmware to the latest levels, verify operation, and dispose of the packaging, allowing customers to focus on other priorities.

- **Deployment Services**

When investing in new IT infrastructures, customers need to ensure that their business will see quick time to value with little to no disruption. Lenovo deployments are designed by development and engineering teams who know Lenovo products and solutions better than anyone else, and Lenovo technicians own the process from delivery to completion. Lenovo will conduct remote preparation and planning, configure and integrate systems, validate systems, verify and update appliance firmware, train on administrative tasks, and provide post-deployment documentation. Customer's IT teams leverage Lenovo skills to enable IT staff to transform with higher level roles and tasks.

- **Integration, Migration, and Expansion Services**

Integration, Migration, and Expansion Services allow to move existing physical and virtual workloads easily, or to determine technical requirements to support increased workloads while maximizing performance. These services include tuning, validation, and documenting ongoing run processes, and they leverage migration assessment planning documents to perform necessary migrations.

Some service options may not be available in every region. For more information about Lenovo service offerings that are available in a specific region, contact a local Lenovo sales representative or business partner.

## Regulatory compliance

The ThinkSystem SR550 server conforms to the following regulations:

- United States: FCC Part 15, Class A; UL 60950-1
- Canada: ICES-003/NMB-03, Class A; CAN/CSA-C22.2 60950-1
- Mexico: NOM-19
- Argentina: IEC60950-1
- European Union: CE Mark (EN55022 Class A, IEC/EN60950-1, EN55024, EN61000-3-2, EN61000-3-3)
- Germany: TUV-GS (IEC/EN 60950-1, EK1-ITB2000)
- Russia, Kazakhstan, Belarus: EAC (TR CU 004/2011, TR CU 020/2011)
- China: CCC GB4943.1, GB9254 Class A, GB17625.1
- India: BIS
- Japan: VCCI, Class A
- Taiwan: BSMI CNS13438, Class A; CNS14336-1
- Korea: KN22, Class A; KN24
- Australia/New Zealand: AS/NZS CISPR 22 Class A
- Reduction of Hazardous Substances (ROHS)
- Energy Star 3.0 (excluding configurations with Bronze 3204, Gold 5222, or Platinum 8256 processors)

**Note:** For more information on the Energy Star 3.0 certification, refer to the *Energy Star 3.0 Certifications for ThinkSystem Servers* publication:

<http://lenovopress.com/lp1230>

## External drive enclosures

The following table lists the 12 Gbps SAS external drive enclosures that are offered by Lenovo that can be used with the SR550 for storage expansion.

**Note:** Information provided in this section is for ordering reference purposes only. For the operating system and adapter support details, refer to the interoperability matrix for a particular storage enclosure that can be found on the Lenovo Data Center Support web site:

<http://datacentersupport.lenovo.com>

Table 44. External drive enclosures

Description	Part number		
	Worldwide	Japan	PRC
Lenovo Storage D1212 LFF Disk Expansion with Dual SAS IO Modules	4587A11	4587A1J	4587A1C
Lenovo Storage D1224 SFF Disk Expansion with Dual SAS IO Modules	4587A31	4587A3J	4587A3C
Lenovo Storage D3284 4TB x 84 HD Expansion Enclosure	641311F		
Lenovo Storage D3284 6TB x 84 HD Expansion Enclosure	641312F		
Lenovo Storage D3284 8TB x 84 HD Expansion Enclosure	641313F		
Lenovo Storage D3284 10TB x 84 HD Expansion Enclosure	641314F		

For details about supported drives, adapters, and cables, see the following Lenovo Press Product Guides:

- Lenovo Storage D1212 and D1224  
<http://lenovopress.com/lp0512>
- Lenovo Storage D3284  
<http://lenovopress.com/lp0513>

## External storage systems

The following table lists the external storage systems that are currently offered by Lenovo that can be used with the ThinkSystem SR550 server for external NAS, SAS, iSCSI, or FC storage connectivity.

**Note:** Information provided in this section is for ordering reference purposes only. End-to-end storage configuration support *must* be verified through the interoperability matrix for a particular storage system that can be found on the Lenovo Data Center Support web site:

<http://datacentersupport.lenovo.com>

Table 45. External storage systems: DE Series

Description	Part number	
	Worldwide	Japan
Lenovo ThinkSystem DE Series Storage (SAS connectivity)		
Lenovo ThinkSystem DE2000H SAS Hybrid Flash Array LFF (16 GB cache)	7Y70A000WW	7Y701003JP
Lenovo ThinkSystem DE2000H SAS Hybrid Flash Array SFF (16 GB cache)	7Y71A000WW	7Y711003JP
Lenovo ThinkSystem DE4000H SAS Hybrid Flash Array 4U60 (16 GB cache)	7Y77A002WW	7Y771000JP
Lenovo ThinkSystem DE4000H SAS Hybrid Flash Array LFF (16 GB cache)	7Y74A000WW	7Y74A000JP
Lenovo ThinkSystem DE4000H SAS Hybrid Flash Array SFF (16 GB cache)	7Y75A000WW	7Y75A000JP
Lenovo ThinkSystem DE4000F SAS All Flash Array SFF (16 GB cache)	7Y76A000WW	7Y76A000JP
Lenovo ThinkSystem DE4000F SAS All Flash Array SFF (64 GB cache)	7Y76A005WW	7Y76A008JP
Lenovo ThinkSystem DE6000H SAS Hybrid Flash Array 4U60 (32 GB cache)	7Y80A000WW	7Y801002JP
Lenovo ThinkSystem DE6000H SAS Hybrid Flash Array SFF (32 GB cache)	7Y78A000WW	7Y781002JP
Lenovo ThinkSystem DE6000F SAS All Flash Array SFF (128 GB cache)	7Y79A000WW	7Y79A000JP
Lenovo ThinkSystem DE Series Storage (iSCSI connectivity)		
Lenovo ThinkSystem DE2000H 10GBASE-T Hybrid Flash Array LFF (16 GB cache)	7Y70A003WW	7Y701001JP
Lenovo ThinkSystem DE2000H 10GBASE-T Hybrid Flash Array SFF (16 GB cache)	7Y71A002WW	7Y711005JP
Lenovo ThinkSystem DE2000H iSCSI Hybrid Flash Array LFF (16 GB cache)	7Y70A004WW	7Y701000JP
Lenovo ThinkSystem DE2000H iSCSI Hybrid Flash Array SFF (16 GB cache)	7Y71A003WW	7Y711006JP
Lenovo ThinkSystem DE4000H iSCSI Hybrid Flash Array 4U60 (16 GB cache)	7Y77A000WW	7Y771002JP
Lenovo ThinkSystem DE4000H iSCSI Hybrid Flash Array LFF (16 GB cache)	7Y74A002WW	7Y74A002JP
Lenovo ThinkSystem DE4000H iSCSI Hybrid Flash Array SFF (16 GB cache)	7Y75A001WW	7Y75A001JP
Lenovo ThinkSystem DE4000F iSCSI All Flash Array SFF (16 GB cache)	7Y76A002WW	7Y76A002JP
Lenovo ThinkSystem DE4000F iSCSI All Flash Array SFF (64 GB cache)	7Y76A007WW	7Y76A00AJP
Lenovo ThinkSystem DE6000H iSCSI Hybrid Flash Array 4U60 (32 GB cache)	7Y80A002WW	7Y801000JP
Lenovo ThinkSystem DE6000H iSCSI Hybrid Flash Array SFF (32 GB cache)	7Y78A002WW	7Y781000JP
Lenovo ThinkSystem DE6000F iSCSI All Flash Array SFF (128 GB cache)	7Y79A002WW	7Y79A002JP
Lenovo ThinkSystem DE Series Storage (FC connectivity)		
Lenovo ThinkSystem DE2000H FC Hybrid Flash Array LFF (16 GB cache)	7Y70A002WW	7Y701002JP
Lenovo ThinkSystem DE2000H FC Hybrid Flash Array SFF (16 GB cache)	7Y71A001WW	7Y711004JP
Lenovo ThinkSystem DE4000H FC Hybrid Flash Array 4U60 (16 GB cache)	7Y77A001WW	7Y771001JP
Lenovo ThinkSystem DE4000H FC Hybrid Flash Array LFF (16 GB cache)	7Y74A001WW	7Y74A001JP
Lenovo ThinkSystem DE4000H FC Hybrid Flash Array SFF (16 GB cache)	7Y75A002WW	7Y75A002JP
Lenovo ThinkSystem DE4000F FC All Flash Array SFF (16 GB cache)	7Y76A001WW	7Y76A001JP
Lenovo ThinkSystem DE4000F FC All Flash Array SFF (64 GB cache)	7Y76A006WW	7Y76A009JP
Lenovo ThinkSystem DE6000H FC Hybrid Flash Array 4U60 (32 GB cache)	7Y80A001WW	7Y801001JP
Lenovo ThinkSystem DE6000H FC Hybrid Flash Array SFF (32 GB cache)	7Y78A001WW	7Y781001JP

Description	Part number	
	Worldwide	Japan
Lenovo ThinkSystem DE6000F FC All Flash Array SFF (128 GB cache)	7Y79A001WW	7Y79A001JP

Table 46. External storage systems: DM Series

Description	Part number
Lenovo ThinkSystem DM Series Storage (NAS or iSCSI connectivity)	
ThinkSystem DM3000H, 48TB (12x 4TB HDDs), 10GBASE-T, ONTAP 9.5 Fundamentals	7Y421003EA*
ThinkSystem DM3000H, 48TB (12x 4TB HDDs), 10GBASE-T, ONTAP 9.5	7Y421007EA*
ThinkSystem DM3000H, 96TB (12x 8TB HDDs), 10GBASE-T, ONTAP 9.5 Fundamentals	7Y421005EA*
ThinkSystem DM3000H, 96TB (12x 8TB HDDs), 10GBASE-T, ONTAP 9.5	7Y421001EA*
ThinkSystem DM5000H, 11.5TB (12x 960GB SSDs), 10GBASE-T, ONTAP 9.5 Fundamentals	7Y571004EA*
ThinkSystem DM5000H, 11.5TB (12x 960GB SSDs), 10GBASE-T, ONTAP 9.5	7Y57100LEA*
ThinkSystem DM5000H, 14.4TB (12x 1.2TB HDDs), 10GBASE-T, ONTAP 9.5 Fundamentals	7Y57100CEA*
ThinkSystem DM5000H, 21.6TB (12x 1.8TB HDDs), 10GBASE-T, ONTAP 9.5 Fundamentals	7Y57100GEA*
ThinkSystem DM5000H, 23TB (24x 960GB SSDs), 10GBASE-T, ONTAP 9.5 Fundamentals	7Y571006EA*
ThinkSystem DM5000H, 23TB (24x 960GB SSDs), 10GBASE-T, ONTAP 9.5	7Y57100NEA*
ThinkSystem DM5000H, 28.8TB (24x 1.2TB HDDs), 10GBASE-T, ONTAP 9.5 Fundamentals	7Y57100EEA*
ThinkSystem DM5000H, 28.8TB (24x 1.2TB HDDs), 10GBASE-T, ONTAP 9.5	7Y57100VEA*
ThinkSystem DM5000H, 43.2TB (24x 1.8TB HDDs), 10GBASE-T, ONTAP 9.5 Fundamentals	7Y57100JEA*
ThinkSystem DM5000H, 43.2TB (24x 1.8TB HDDs), 10GBASE-T, ONTAP 9.5	7Y571002EA*
ThinkSystem DM5000H, 46TB (12x 3.84TB SSDs), 10GBASE-T, ONTAP 9.5 Fundamentals	7Y571008EA*
ThinkSystem DM5000H, 46TB (12x 3.84TB SSDs), 10GBASE-T, ONTAP 9.5	7Y57100QEA*
ThinkSystem DM5000H, 92TB (24x 3.84TB SSDs), 10GBASE-T, ONTAP 9.5 Fundamentals	7Y57100AEA*
ThinkSystem DM5000H, 92TB (24x 3.84TB SSDs), 10GBASE-T, ONTAP 9.5	7Y57100REA*
ThinkSystem DM5000F, 11.5TB (12x 960GB SSDs), 10GBASE-T, ONTAP 9.5	7Y411002EA*
ThinkSystem DM5000F, 23TB (24x 960GB SSDs), 10GBASE-T, ONTAP 9.5	7Y411004EA*
ThinkSystem DM5000F, 46TB (12x 3.84TB SSDs), 10GBASE-T, ONTAP 9.5	7Y411006EA*
ThinkSystem DM5000F, 92TB (24x 3.84TB SSDs), 10GBASE-T, ONTAP 9.5	7Y411007EA*
Lenovo ThinkSystem DM Series Storage (NAS, iSCSI, or FC connectivity)	
ThinkSystem DM3000H Hybrid Storage Array (2U12 LFF, CTO only)	7Y42CTO1WW
ThinkSystem DM3000H, 48TB (12x 4TB HDDs), 16Gb FC / 10GbE SFP+, ONTAP 9.5 Fundamentals	7Y421009NA*
ThinkSystem DM3000H, 48TB (12x 4TB HDDs), 16Gb FC / 10GbE SFP+, ONTAP 9.5 Fundamentals	7Y421002EA*
ThinkSystem DM3000H, 48TB (12x 4TB HDDs), 16Gb FC / 10GbE SFP+, ONTAP 9.5	7Y421006EA*
ThinkSystem DM3000H, 96TB (12x 8TB HDDs), 16Gb FC / 10GbE SFP+, ONTAP 9.5 Fundamentals	7Y421004EA*
ThinkSystem DM3000H, 96TB (12x 8TB HDDs), 16Gb FC / 10GbE SFP+, ONTAP 9.5	7Y421008EA*
ThinkSystem DM5000H Hybrid Storage Array (2U24 SFF, CTO only)	7Y57CTO1WW
ThinkSystem DM5000H, 11.5TB (12x 960GB SSDs), 16Gb FC / 10GbE SFP+, ONTAP 9.5 Fundamentals	7Y571011NA*
ThinkSystem DM5000H, 11.5TB (12x 960GB SSDs), 16Gb FC / 10GbE SFP+, ONTAP 9.5 Fundamentals	7Y571003EA*
ThinkSystem DM5000H, 11.5TB (12x 960GB SSDs), 16Gb FC / 10GbE SFP+, ONTAP 9.5	7Y57100KEA*
ThinkSystem DM5000H, 14.4TB (12x 1.2TB HDDs), 16Gb FC / 10GbE SFP+, ONTAP 9.5 Fundamentals	7Y57100BEA*
ThinkSystem DM5000H, 21.6TB (12x 1.8TB HDDs), 16Gb FC / 10GbE SFP+, ONTAP 9.5 Fundamentals	7Y57100FEA*
ThinkSystem DM5000H, 23TB (24x 960GB SSDs), 16Gb FC / 10GbE SFP+, ONTAP 9.5 Fundamentals	7Y571005EA*
ThinkSystem DM5000H, 23TB (24x 960GB SSDs), 16Gb FC / 10GbE SFP+, ONTAP 9.5	7Y57100MEA*

Description	Part number
ThinkSystem DM5000H, 28.8TB (24x 1.2TB HDDs), 16Gb FC / 10GbE SFP+, ONTAP 9.5 Fundamentals	7Y57100DEA*
ThinkSystem DM5000H, 43.2TB (24x 1.8TB HDDs), 16Gb FC / 10GbE SFP+, ONTAP 9.5 Fundamentals	7Y571010NA*
ThinkSystem DM5000H, 43.2TB (24x 1.8TB HDDs), 16Gb FC / 10GbE SFP+, ONTAP 9.5 Fundamentals	7Y57100HEA*
ThinkSystem DM5000H, 43.2TB (24x 1.8TB HDDs), 16Gb FC / 10GbE SFP+, ONTAP 9.5	7Y57100ZEA*
ThinkSystem DM5000H, 46TB (12x 3.84TB SSDs), 16Gb FC / 10GbE SFP+, ONTAP 9.5 Fundamentals	7Y571007EA*
ThinkSystem DM5000H, 46TB (12x 3.84TB SSDs), 16Gb FC / 10GbE SFP+, ONTAP 9.5	7Y57100PEA*
ThinkSystem DM5000H, 92TB (24x 3.84TB SSDs), 16Gb FC / 10GbE SFP+, ONTAP 9.5 Fundamentals	7Y571009EA*
ThinkSystem DM5000H, 92TB (24x 3.84TB SSDs), 16Gb FC / 10GbE SFP+, ONTAP 9.5	7Y57100SEA*
ThinkSystem DM5000F Flash Storage Array (2U24 SFF, CTO only)	7Y41CTO1WW
ThinkSystem DM5000F, 11.5TB (12x 960GB SSDs), 16Gb FC / 10GbE SFP+, ONTAP 9.5	7Y411001EA*
ThinkSystem DM5000F, 23TB (24x 960GB SSDs), 16Gb FC / 10GbE SFP+, ONTAP 9.5	7Y411003EA*
ThinkSystem DM5000F, 46TB (12x 3.84TB SSDs), 16Gb FC / 10GbE SFP+, ONTAP 9.5	7Y411005EA*
ThinkSystem DM5000F, 92TB (24x 3.84TB SSDs), 16Gb FC / 10GbE SFP+, ONTAP 9.5	7Y411000EA*
ThinkSystem DM7000H Hybrid Storage Array (3U, CTO only)	7Y56CTO1WW
ThinkSystem DM7000F Flash Storage Array (3U, CTO only)	7Y40CTO1WW
ThinkSystem DM7100H Hybrid Storage Array (4U, CTO only)	7D26CTO1WW
ThinkSystem DM7100F Flash Storage Array (4U, CTO only)	7D25CTO1WW

\* Preconfigured models that are available only in North America (part numbers that have NA at the end) or EMEA (part numbers that have EA at the end) and require Preconfigured support to be purchased with the storage system (See the respective product guide for details).

For more information, see the list of Product Guides in the Lenovo Storage category:

<http://lenovopress.com/storage/san/lenovo#rt=product-guide>

## External backup units

The following table lists the external backup options that are offered by Lenovo that can be used with the ThinkSystem SR550 server for backup solutions.

**Note:** Information provided in this section is for ordering reference purposes only. End-to-end LTO Ultrium configuration support for a particular tape backup unit *must* be verified through the System Storage Interoperation Center (SSIC):

<http://www.ibm.com/systems/support/storage/ssic>

Table 47. External backup options

Description	Part number
External RDX USB drives	
ThinkSystem RDX External USB 3.0 Dock	4T27A10725
External SAS tape backup drives	
IBM TS2260 Tape Drive Model H6S	6160S6E
IBM TS2270 Tape Drive Model H7S	6160S7E
IBM TS2280 Tape Drive Model H8S	6160S8E
External SAS tape backup autoloaders	
IBM TS2900 Tape Autoloader w/LTO6 HH SAS	6171S6R
IBM TS2900 Tape Autoloader w/LTO7 HH SAS	6171S7R
IBM TS2900 Tape Autoloader w/LTO8 HH SAS	6171S8R
External tape backup libraries	
IBM TS4300 3U Tape Library-Base Unit	6741A1F

Description	Part number
<b>SAS backup drives for TS4300 Tape Library</b>	
LTO 6 HH SAS Drive	01KP934
LTO 7 HH SAS Drive	01KP937
LTO 8 HH SAS Drive	01KP953
<b>Fibre Channel backup drives for TS4300 Tape Library</b>	
LTO 6 FH Fibre Channel Drive	01KP935
LTO 6 HH Fibre Channel Drive	01KP933
LTO 7 FH Fibre Channel Drive	01KP938
LTO 7 HH Fibre Channel Drive	01KP936
LTO 8 FH Fibre Channel Drive	01KP954
LTO 8 HH Fibre Channel Drive	01KP952

For more information, see the list of Product Guides in the Backup units category:  
<https://lenovopress.com/servers/options/backup#rt=product-guide>

## Ethernet LAN switches

The following table lists the Ethernet LAN switches that are offered by Lenovo that can be used with the ThinkSystem SR550 server for network connectivity.

Table 48. Ethernet LAN switches

Description	Part number
<b>1 Gb Ethernet switches</b>	
Lenovo ThinkSystem NE0152T RackSwitch (Rear to Front)	7Y810011WW
Lenovo ThinkSystem NE0152TO RackSwitch (Rear to Front, ONIE)	7Z320011WW
Lenovo RackSwitch G7028 (Rear to Front)	7159BAX
Lenovo RackSwitch G7052 (Rear to Front)	7159CAX
Lenovo CE0128TB Switch (3-Year Warranty)	7Z340011WW
Lenovo CE0128TB Switch (Limited Lifetime Warranty)	7Z360011WW
Lenovo CE0128PB Switch (3-Year Warranty)	7Z340012WW
Lenovo CE0128PB Switch (Limited Lifetime Warranty)	7Z360012WW
Lenovo CE0152TB Switch (3-Year Warranty)	7Z350021WW
Lenovo CE0152TB Switch (Limited Lifetime Warranty)	7Z370021WW
Lenovo CE0152PB Switch (3-Year Warranty)	7Z350022WW
Lenovo CE0152PB Switch (Limited Lifetime Warranty)	7Z370022WW
<b>10 Gb Ethernet switches</b>	
Lenovo ThinkSystem NE1032 RackSwitch (Rear to Front)	7159A1X
Lenovo ThinkSystem NE1032T RackSwitch (Rear to Front)	7159B1X
Lenovo ThinkSystem NE1064TO RackSwitch (Rear to Front, ONIE)	7Z330011WW
Lenovo ThinkSystem NE1072T RackSwitch (Rear to Front)	7159C1X
Lenovo RackSwitch G8272 (Rear to Front)	7159CRW
<b>25 Gb Ethernet switches</b>	
Lenovo ThinkSystem NE2572 RackSwitch (Rear to Front)	7159E1X
Lenovo ThinkSystem NE2572O RackSwitch (Rear to Front, ONIE)	7Z210021WW
Lenovo ThinkSystem NE2580O RackSwitch (Rear to Front, ONIE)	7Z330021WW

Description	Part number
100 Gb Ethernet switches	
Lenovo ThinkSystem NE10032 RackSwitch (Rear to Front)	7159D1X
Lenovo ThinkSystem NE10032O RackSwitch (Rear to Front, ONIE)	7Z210O11WW

For more information, see the list of Product Guides in the Top-of-rack Switches category:  
<http://lenovopress.com/servers/options/switches#rt=product-guide>

## Fibre Channel SAN switches

The following table lists currently available Fibre Channel SAN switches that are offered by Lenovo that can be used with the ThinkSystem SR550 for external FC SAN storage connectivity.

Table 49. Fibre Channel SAN switches

Description	Part number
8 Gb FC	
Lenovo B300, E_Port License, 8 ports licensed, 8x 8Gb SWL SFPs, 1 PS, Rail Kit, 1Yr FW	3873AR6
16 Gb FC	
Lenovo ThinkSystem DB610S, 8 ports licensed, 8x 16Gb SWL SFPs, 1 PS, Rail Kit, 1Yr FW	6559F2A
Lenovo ThinkSystem DB610S, ENT., 24 ports licensed, 24x 16Gb SWL SFPs, 1 PS, Rail Kit, 1Yr FW	6559F1A
Lenovo ThinkSystem DB620S, 24 ports licensed, 24x 16Gb SWL SFPs, 2 PS, Rail Kit, 1Yr FW	6415J1A
Lenovo B6505, 12 ports licensed, 12x 16Gb SWL SFPs, 1 PS, Rail Kit, 1Yr FW	3873ER1
Lenovo B6510, 24 ports licensed, 24x 16Gb SWL SFPs, 2 PS, Rail Kit, 1Yr FW	3873IR1
Lenovo B6510, 24 ports licensed, 24x 16Gb SWL SFPs, 2 PS, Rail Kit, 3Yr FW	3873BR3
32 Gb FC	
Lenovo ThinkSystem DB610S, 8 ports licensed, No SFPs, 1 PS, Rail Kit, 1Yr FW	6559F3A
Lenovo ThinkSystem DB620S, 24 ports licensed, No SFPs, 2 PS, Rail Kit, 1Yr FW	6415G3A
Lenovo ThinkSystem DB620S, 24 ports licensed, 24x 32Gb SWL SFPs, 2 PS, Rail Kit, 1Yr FW	6415H11
Lenovo ThinkSystem DB620S, ENT., 48 ports licensed, 48x 32Gb SWL SFPs, 2 PS, Rail Kit, 1Yr FW	6415H2A
Lenovo ThinkSystem DB630S, 48 ports licensed, No SFPs, 2 PS, Rail Kit, 1Yr FW	7D1SA001WW
Lenovo ThinkSystem DB630S, 48 ports licensed, 48x 32Gb SWL SFPs, 2 PS, Rail Kit, 1Yr FW	7D1SA002WW
Lenovo ThinkSystem DB630S, ENT., 96 ports licensed, 96x 32Gb SWL SFPs, 2 PS, Rail Kit, 1Yr FW	7D1SA003WW
Lenovo ThinkSystem DB400D 32Gb FC Director, ENT., 4 Blade slots, 8U, 1Yr FW	6684D2A
Lenovo ThinkSystem DB400D 32Gb FC Director, ENT., 4 Blade slots, 8U, 3Yr FW	6684B2A
Lenovo ThinkSystem DB800D 32Gb FC Director, ENT., 8 Blade slots, 14U, 1Yr FW	6682D1A

For more information, see the list of Product Guides in the Rack SAN Switches category:  
<http://lenovopress.com/storage/switches/rack#rt=product-guide>



## Rack cabinets

The following table lists the rack cabinets that are currently offered by Lenovo that can be used for mounting the ThinkSystem SR550 servers and other IT infrastructure building blocks.

Table 50. Rack cabinets

Description	Part number
25U S2 Standard Rack (1000 mm deep; 2 sidewall compartments)	93072RX
25U Static S2 Standard Rack (1000 mm deep; 2 sidewall compartments)	93072PX
42U S2 Standard Rack (1000 mm deep; 6 sidewall compartments)	93074RX
42U 1100mm Enterprise V2 Dynamic Rack (6 sidewall compartments)	93634PX
42U 1100mm Enterprise V2 Dynamic Expansion Rack (6 sidewall compartments)	93634EX
42U 1200mm Deep Dynamic Rack (6 sidewall compartments)	93604PX
42U 1200mm Deep Static Rack (6 sidewall compartments)	93614PX
42U Enterprise Rack (1105 mm deep; 4 sidewall compartments)	93084PX
42U Enterprise Expansion Rack (1105 mm deep; 4 sidewall compartments)	93084EX

For more information, see the list of Product Guides in the Rack cabinets category:  
<http://lenovopress.com/servers/options/racks#rt=product-guide>

## KVM switches and consoles

The following table lists the KVM switches and consoles that are offered by Lenovo that can be used for providing console access to the ThinkSystem SR550 servers.

Table 51. KVM switch and console options

Description	Part number
<b>Consoles</b>	
1U 18.5" Standard Console (without keyboard)	17238BX
<b>Console keyboards</b>	
ThinkSystem Keyboard w/ Int. Pointing Device USB - Arabic 253 RoHS v2	7ZB7A05469
ThinkSystem Keyboard w/ Int. Pointing Device USB - Belg/UK 120 RoHS v2	7ZB7A05468
ThinkSystem Keyboard w/ Int. Pointing Device USB - Czech 489 RoHS v2	7ZB7A05206
ThinkSystem Keyboard w/ Int. Pointing Device USB - Danish 159 RoHS v2	7ZB7A05207
ThinkSystem Keyboard w/ Int. Pointing Device USB - Dutch 143 RoHS v2	7ZB7A05208
ThinkSystem Keyboard w/ Int. Pointing Device USB - Fr/Canada 445 RoHS v2	7ZB7A05210
ThinkSystem Keyboard w/ Int. Pointing Device USB - French 189 RoHS v2	7ZB7A05209
ThinkSystem Keyboard w/ Int. Pointing Device USB - German 129 RoHS v2	7ZB7A05211
ThinkSystem Keyboard w/ Int. Pointing Device USB - Greek 219 RoHS v2	7ZB7A05212
ThinkSystem Keyboard w/ Int. Pointing Device USB - Hebrew 212 RoHS v2	7ZB7A05213
ThinkSystem Keyboard w/ Int. Pointing Device USB - Hungarian 208 RoHS v2	7ZB7A05214
ThinkSystem Keyboard w/ Int. Pointing Device USB - Italian 141 RoHS v2	7ZB7A05215
ThinkSystem Keyboard w/ Int. Pointing Device USB - Japanese 194 RoHS v2	7ZB7A05216
ThinkSystem Keyboard w/ Int. Pointing Device USB - Korean 413 RoHS v2	7ZB7A05217
ThinkSystem Keyboard w/ Int. Pointing Device USB - LA Span 171 RoHS v2	7ZB7A05218
ThinkSystem Keyboard w/ Int. Pointing Device USB - Norwegian 155 RoHS v2	7ZB7A05219



<b>Description</b>	<b>Part number</b>
ThinkSystem Keyboard w/ Int. Pointing Device USB - Polish 214 RoHS v2	7ZB7A05220
ThinkSystem Keyboard w/ Int. Pointing Device USB - Portugese 163 RoHS v2	7ZB7A05221
ThinkSystem Keyboard w/ Int. Pointing Device USB - Russian 441 RoHS v2	7ZB7A05222
ThinkSystem Keyboard w/ Int. Pointing Device USB - Slovak 245 RoHS v2	7ZB7A05223
ThinkSystem Keyboard w/ Int. Pointing Device USB - Slovenian 234 RoHS v2	7ZB7A05231
ThinkSystem Keyboard w/ Int. Pointing Device USB - Spanish 172 RoHS v2	7ZB7A05224
ThinkSystem Keyboard w/ Int. Pointing Device USB - Swed/Finn 153 RoHS v2	7ZB7A05225
ThinkSystem Keyboard w/ Int. Pointing Device USB - Swiss F/G 150 RoHS v2	7ZB7A05226
ThinkSystem Keyboard w/ Int. Pointing Device USB - Thai 191 RoHS v2	7ZB7A05227
ThinkSystem Keyboard w/ Int. Pointing Device USB - Trad Chinese/US 467 RoHS v2	7ZB7A05467
ThinkSystem Keyboard w/ Int. Pointing Device USB - Turkish 179 RoHS v2	7ZB7A05228
ThinkSystem Keyboard w/ Int. Pointing Device USB - UK Eng 166 RoHS v2	7ZB7A05229
ThinkSystem Keyboard w/ Int. Pointing Device USB - US Eng 103P RoHS v2	7ZB7A05470
ThinkSystem Keyboard w/ Int. Pointing Device USB - US Euro 103P RoHS v2	7ZB7A05230
<b>Console switches and cables - ThinkSystem Digital KVM</b>	
ThinkSystem Digital 2x1x16 KVM Switch (DVI video output port)	1754D1T
ThinkSystem VGA to DVI Conversion Cable	4X97A11108
ThinkSystem Single-USB Conversion Cable for Digital KVM	4X97A11109
ThinkSystem Dual-USB Conversion Cable for Digital KVM	4X97A11107
<b>Console switches and cables - ThinkSystem Analog KVM</b>	
ThinkSystem Analog 1x8 KVM Switch (DVI video output port)	1754A1T
ThinkSystem VGA to DVI Conversion Cable	4X97A11108
ThinkSystem USB Conversion Cable for Analog KVM	4X97A11106
<b>Console switches and cables - Global Console Managers</b>	
Global 2x2x16 Console Manager (GCM16) (VGA video output port)	1754D1X
Global 4x2x32 Console Manager (GCM32) (VGA video output port)	1754D2X
Virtual Media Conversion Option Gen2 (VCO2)	46M5383
Serial Conversion Option (SCO)	46M5382
<b>Console switches and cables - Local Console Managers</b>	
Local 1x8 Console Manager (LCM8) (VGA video output port)	1754A1X
Local 2x16 Console Manager (LCM16) (VGA video output port)	1754A2X
Virtual Media Conversion Option Gen2 (VCO2)	46M5383

For more information, see the list of Product Guides in the KVM Switches and Consoles category:  
<http://lenovopress.com/servers/options/kvm#rt=product-guide>

## Power distribution units

The following table lists the power distribution units (PDUs) that are currently offered by Lenovo that can be used for distributing electrical power to the ThinkSystem SR550 servers and other IT infrastructure building blocks mounted in a rack cabinet.

Table 52. Power distribution units

Description	Part number
<b>0U Basic PDUs</b>	
0U 36 C13/6 C19 24A/200-240V 1 Phase PDU with NEMA L6-30P line cord	00YJ776
0U 36 C13/6 C19 32A/200-240V 1 Phase PDU with IEC60309 332P6 line cord	00YJ777
0U 21 C13/12 C19 32A/200-240V/346-415V 3 Phase PDU with IEC60309 532P6 line cord	00YJ778
0U 21 C13/12 C19 48A/200-240V 3 Phase PDU with IEC60309 460P9 line cord	00YJ779
<b>Switched and Monitored PDUs</b>	
0U 20 C13/4 C19 Switched and Monitored 24A/200-240V/1Ph PDU w/ NEMA L6-30P line cord	00YJ781
0U 20 C13/4 C19 Switched and Monitored 32A/200-240V/1Ph PDU w/ IEC60309 332P6 line cord	00YJ780
0U 18 C13/6 C19 Switched / Monitored 32A/200-240V/346-415V/3Ph PDU w/ IEC60309 532P6 cord	00YJ782
0U 12 C13/12 C19 Switched and Monitored 48A/200-240V/3Ph PDU w/ IEC60309 460P9 line cord	00YJ783
1U 9 C19/3 C13 Switched and Monitored DPI PDU (without line cord)	46M4002
1U 9 C19/3 C13 Switched and Monitored 60A 3Ph PDU with IEC 309 3P+Gnd cord	46M4003
1U 12 C13 Switched and Monitored DPI PDU (without line cord)	46M4004
1U 12 C13 Switched and Monitored 60A 3 Phase PDU with IEC 309 3P+Gnd line cord	46M4005
<b>Ultra Density Enterprise PDUs (9x IEC 320 C13 + 3x IEC 320 C19 outlets)</b>	
Ultra Density Enterprise C19/C13 PDU Module (without line cord)	71762NX
Ultra Density Enterprise C19/C13 PDU 60A/208V/3ph with IEC 309 3P+Gnd line cord	71763NU
<b>C13 Enterprise PDUs (12x IEC 320 C13 outlets)</b>	
DPI C13 Enterprise PDU+ (without line cord)	39M2816
DPI Single Phase C13 Enterprise PDU (without line cord)	39Y8941
<b>C19 Enterprise PDUs (6x IEC 320 C19 outlets)</b>	
DPI Single Phase C19 Enterprise PDU (without line cord)	39Y8948
DPI 60A 3 Phase C19 Enterprise PDU with IEC 309 3P+G (208 V) fixed line cord	39Y8923
<b>Front-end PDUs (3x IEC 320 C19 outlets)</b>	
DPI 30amp/125V Front-end PDU with NEMA L5-30P line cord	39Y8938
DPI 30amp/250V Front-end PDU with NEMA L6-30P line cord	39Y8939
DPI 32amp/250V Front-end PDU with IEC 309 2P+Gnd line cord	39Y8934
DPI 60amp/250V Front-end PDU with IEC 309 2P+Gnd line cord	39Y8940
DPI 63amp/250V Front-end PDU with IEC 309 2P+Gnd line cord	39Y8935
<b>Universal PDUs (7x IEC 320 C13 outlets)</b>	
DPI Universal 7 C13 PDU (with 2 m IEC 320-C19 to C20 rack power cord)	00YE443
<b>NEMA PDUs (6x NEMA 5-15R outlets)</b>	
DPI 100-127V PDU with fixed NEMA L5-15P line cord	39Y8905
<b>Line cords for PDUs that ship without a line cord</b>	
DPI 30a Line Cord (NEMA L6-30P)	40K9614
DPI 32a Line Cord (IEC 309 P+N+G)	40K9612
DPI 32a Line Cord (IEC 309 3P+N+G)	40K9611

Description	Part number
DPI 60a Cord (IEC 309 2P+G)	40K9615
DPI 63a Cord (IEC 309 P+N+G)	40K9613
DPI Australian/NZ 3112 Line Cord (32A)	40K9617
DPI Korean 8305 Line Cord (30A)	40K9618

For more information, see the list of Product Guides in the PDU category:

<http://lenovopress.com/servers/options/pdu#rt=product-guide>

## Uninterruptible power supply units

The following table lists the uninterruptible power supply (UPS) units that are currently offered by Lenovo that can be used for providing electrical power protection to the ThinkSystem SR550 servers and other IT infrastructure building blocks.

Table 53. Uninterruptible power supply units

Description	Part number
<b>Worldwide models</b>	
RT1.5kVA 2U Rack or Tower UPS (100-125VAC) (8x NEMA5-15R 12A outlets)	55941AX
RT1.5kVA 2U Rack or Tower UPS (200-240VAC) (8x IEC 320 C13 10A outlets)	55941KX
RT2.2kVA 2U Rack or Tower UPS (100-125VAC) (8x NEMA 5-20R 16A outlets)	55942AX
RT2.2kVA 2U Rack or Tower UPS (200-240VAC) (8x IEC 320 C13 10A, 1x IEC 320 C19 16A outlets)	55942KX
RT3kVA 2U Rack or Tower UPS (100-125VAC) (6x NEMA5-20R 16A, 1x NEMA L5-30R 24A outlets)	55943AX
RT3kVA 2U Rack or Tower UPS (200-240VAC) (8x IEC 320 C13 10A, 1x IEC 320 C19 16A outlets)	55943KX
RT5kVA 3U Rack or Tower UPS (200-240VAC) (8x IEC 320 C13 10A, 2x IEC 320 C19 16A outlets)	55945KX
RT6kVA 3U Rack or Tower UPS (200-240VAC) (8x IEC 320 C13 10A, 2x IEC 320 C19 16A outlets)	55946KX
RT8kVA 6U Rack or Tower UPS (200-240VAC) (4x IEC 320-C19 16A outlets)	55948KX
RT11kVA 6U Rack or Tower UPS (200-240VAC) (4x IEC 320-C19 16A outlets)	55949KX
RT8kVA 6U 3:1 Phase Rack or Tower UPS (380-415VAC) (4x IEC 320-C19 16A outlets)	55948PX
RT11kVA 6U 3:1 Phase Rack or Tower UPS (380-415VAC) (4x IEC 320-C19 16A outlets)	55949PX
<b>ASEAN, HTK, INDIA, and PRC models</b>	
ThinkSystem RT3kVA 2U Standard UPS (200-230VAC) (2x C13 10A, 2x GB 10A, 1x C19 16A outlets)	55943KT
ThinkSystem RT3kVA 2U Long Backup UPS (200-230VAC) (2x C13 10A, 2x GB 10A, 1x C19 16A outlets)	55943LT
ThinkSystem RT6kVA 5U UPS (200-230VAC) (2x C13 10A outlets, 1x Terminal Block output)	55946KT
ThinkSystem RT10kVA 5U UPS (200-230VAC) (2x C13 10A outlets, 1x Terminal Block output)	5594XKT

For more information, see the list of Product Guides in the Uninterruptible Power Supply Units category:

<http://lenovopress.com/servers/options/ups#rt=product-guide>

## Lenovo Financial Services

Lenovo Financial Services reinforces Lenovo's commitment to deliver pioneering products and services that are recognized for their quality, excellence, and trustworthiness. Lenovo Financial Services offers financing solutions and services that complement your technology solution anywhere in the world.

We are dedicated to delivering a positive finance experience for customers like you who want to maximize your purchase power by obtaining the technology you need today, protect against technology obsolescence, and preserve your capital for other uses.

We work with businesses, non-profit organizations, governments and educational institutions to finance their entire technology solution. We focus on making it easy to do business with us. Our highly experienced team of finance professionals operates in a work culture that emphasizes the importance of providing outstanding customer service. Our systems, processes and flexible policies support our goal of providing customers with a positive experience.

We finance your entire solution. Unlike others, we allow you to bundle everything you need from hardware and software to service contracts, installation costs, training fees, and sales tax. If you decide weeks or months later to add to your solution, we can consolidate everything into a single invoice.

Our Premier Client services provide large accounts with special handling services to ensure these complex transactions are serviced properly. As a premier client, you have a dedicated finance specialist who manages your account through its life, from first invoice through asset return or purchase. This specialist develops an in-depth understanding of your invoice and payment requirements. For you, this dedication provides a high-quality, easy, and positive financing experience.

For your region specific offers please ask your Lenovo sales representative or your technology provider about the use of Lenovo Financial Services. For more information, see the following Lenovo website:

<http://www.lenovo.com/us/en/landingpage/lenovo-financial-services>

## Related publications and links

For more information, see these resources:

- Lenovo ThinkSystem SR550 product page  
<http://www3.lenovo.com/us/en/p/77XX7SRSR55>
- Lenovo Data Center Solution Configurator (DCSC):  
<http://dcsc.lenovo.com>
- *PSREF: Product Specifications Reference for ThinkSystem SR550*  
[http://psref.lenovo.com/Product/ThinkSystem/ThinkSystem\\_SR550](http://psref.lenovo.com/Product/ThinkSystem/ThinkSystem_SR550)
- Lenovo Data Center Support Downloads - ThinkSystem SR550  
<http://datacentersupport.lenovo.com/products/servers/thinksystem/sr550/7x03/downloads>  
<http://datacentersupport.lenovo.com/products/servers/thinksystem/sr550/7x04/downloads>

## Related product families

Product families related to this document are the following:

- [2-Socket Rack Servers](#)
- [ThinkSystem SR550 Server](#)

## Notices

Lenovo may not offer the products, services, or features discussed in this document in all countries. Consult your local Lenovo representative for information on the products and services currently available in your area. Any reference to a Lenovo product, program, or service is not intended to state or imply that only that Lenovo product, program, or service may be used. Any functionally equivalent product, program, or service that does not infringe any Lenovo intellectual property right may be used instead. However, it is the user's responsibility to evaluate and verify the operation of any other product, program, or service. Lenovo may have patents or pending patent applications covering subject matter described in this document. The furnishing of this document does not give you any license to these patents. You can send license inquiries, in writing, to:

Lenovo (United States), Inc.  
1009 Think Place - Building One  
Morrisville, NC 27560  
U.S.A.  
Attention: Lenovo Director of Licensing

LENOVO PROVIDES THIS PUBLICATION "AS IS" WITHOUT WARRANTY OF ANY KIND, EITHER EXPRESS OR IMPLIED, INCLUDING, BUT NOT LIMITED TO, THE IMPLIED WARRANTIES OF NON-INFRINGEMENT, MERCHANTABILITY OR FITNESS FOR A PARTICULAR PURPOSE. Some jurisdictions do not allow disclaimer of express or implied warranties in certain transactions, therefore, this statement may not apply to you.

This information could include technical inaccuracies or typographical errors. Changes are periodically made to the information herein; these changes will be incorporated in new editions of the publication. Lenovo may make improvements and/or changes in the product(s) and/or the program(s) described in this publication at any time without notice.

The products described in this document are not intended for use in implantation or other life support applications where malfunction may result in injury or death to persons. The information contained in this document does not affect or change Lenovo product specifications or warranties. Nothing in this document shall operate as an express or implied license or indemnity under the intellectual property rights of Lenovo or third parties. All information contained in this document was obtained in specific environments and is presented as an illustration. The result obtained in other operating environments may vary. Lenovo may use or distribute any of the information you supply in any way it believes appropriate without incurring any obligation to you.

Any references in this publication to non-Lenovo Web sites are provided for convenience only and do not in any manner serve as an endorsement of those Web sites. The materials at those Web sites are not part of the materials for this Lenovo product, and use of those Web sites is at your own risk. Any performance data contained herein was determined in a controlled environment. Therefore, the result obtained in other operating environments may vary significantly. Some measurements may have been made on development-level systems and there is no guarantee that these measurements will be the same on generally available systems. Furthermore, some measurements may have been estimated through extrapolation. Actual results may vary. Users of this document should verify the applicable data for their specific environment.

**© Copyright Lenovo 2020. All rights reserved.**

This document, LP1046, was created or updated on March 3, 2020.

Send us your comments in one of the following ways:

- Use the online Contact us review form found at: <http://lenovopress.com/LP1046>
- Send your comments in an e-mail to: [comments@lenovopress.com](mailto:comments@lenovopress.com)

This document is available online at <http://lenovopress.com/LP1046>.

## Trademarks

Lenovo and the Lenovo logo are trademarks or registered trademarks of Lenovo in the United States, other countries, or both. A current list of Lenovo trademarks is available on the Web at <https://www.lenovo.com/us/en/legal/copytrade/>.

The following terms are trademarks of Lenovo in the United States, other countries, or both:

Bootable Media Creator

Flex System

Lenovo Services

Lenovo®

RackSwitch

System x®

ThinkSystem

TopSeller

TruDDR4

UpdateXpress System Packs

XClarity®

The following terms are trademarks of other companies:

Intel® and Xeon® are trademarks or registered trademarks of Intel Corporation or its subsidiaries in the United States and other countries.

Linux® is a trademark of Linus Torvalds in the United States, other countries, or both.

Hyper-V®, Microsoft®, PowerShell, Windows PowerShell®, Windows Server®, and Windows® are trademarks of Microsoft Corporation in the United States, other countries, or both.

Other company, product, or service names may be trademarks or service marks of others.