

CU Investment Solutions, LLC

Brady McLeod, Registered Representative
Walter Thompson, Registered Representative
Julie Chapin, Registered Representative
Chris Hageman, Registered Representative
Rachel Palmer, Registered Representative
Lea Papamichael, Registered Representative
Call 855-882-8474



New Issue Offerings 3/28/2022

Fixed Rate Callables												
Issuer	Cusip	Coupon	Maturity	Call Date	Price	Years To	Lockout	Call Frequency	Settle Date	Spread to Interp		
						Maturity	in Months			Treas	YTM	YTC
FEDERAL HOME LOAN BANK	3130ARHW4	2.450	4/19/2024	5/19/2022	100	2.00	1	Monthly	4/19/2022	0.14	2.450	2.450
FEDERAL HOME LOAN BANK	3130ARJ44	2.400	4/22/2024	7/22/2022	100	2.00	3	Quarterly	4/22/2022	0.09	2.400	2.400
FEDERAL HOME LOAN BANK	3130ARGP0	2.500	10/11/2024	7/11/2022	100	2.50	3	Quarterly	4/11/2022	0.15	2.500	2.500
FEDERAL HOME LOAN BANK	3130ARHQ7	2.625	4/21/2025	4/21/2023	100	3.00	12	Quarterly	4/21/2022	0.24	2.625	2.625
FEDERAL HOME LOAN BANK	3130ARJK8	2.750	4/22/2025	7/22/2022	100	3.00	3	Quarterly	4/22/2022	0.36	2.750	2.750
FEDERAL FARM CREDIT BANK	3133ENSZ4	2.750	4/1/2027	4/1/2024	100	5.00	24	Anytime	4/1/2022	0.21	2.750	2.750
FEDERAL HOME LOAN BANK	3130ARJL6	3.000	4/21/2027	4/21/2023	100	5.00	12	Quarterly	4/21/2022	0.46	3.000	3.000
FEDERAL HOME LOAN BANK	3130ARJH5	3.150	4/22/2027	7/22/2022	100	5.00	3	Quarterly	4/22/2022	0.61	3.150	3.150
FEDERAL FARM CREDIT BANK	3133ENTE0	3.900	3/30/2037	3/30/2023	100	15.01	12	Anytime	3/30/2022	1.43	3.900	3.900
FEDERAL FARM CREDIT BANK	3133ENTF7	4.000	4/4/2042	4/4/2023	100	20.01	12	Anytime	4/4/2022	1.50	4.000	4.000

Step-Up Rate Callables												
Issuer	Cusip	Coupon	Maturity	Call Date	Price	Years To	Lockout	Call Frequency	Settle Date	Spread to Interp		
						Maturity	in Months			Treas	YTM	YTC
FEDERAL HOME LOAN BANK	3130ARHK0	1.125	3/30/2023	9/30/2022	100	1.00	6	Quarterly	3/30/2022	0.33	1.623	1.125
FEDERAL HOME LOAN BANK	3130ARHR5	2.000	4/22/2024	7/22/2022	100	2.00	3	Quarterly	4/22/2022	0.18	2.494	2.000
FEDERAL HOME LOAN BANK	3130ARHB0	1.500	10/18/2024	10/18/2022	100	2.50	6	Onetime	4/18/2022	0.34	2.692	1.500
FEDERAL HOME LOAN BANK	3130ARH95	2.000	4/21/2025	7/21/2022	100	3.00	3	Quarterly	4/21/2022	0.84	3.227	2.000

All securities are offered through CU Investment Solutions LLC (ISI). The home office of ISI is located at 8500 W. 110th St., Overland Park, KS 66210. ISI is registered with the Securities and Exchange Commission (SEC) as a broker-dealer under the Securities Exchange Act of 1934. ISI also is registered in the state of Kansas as an investment advisor. Member of FINRA and SIPC. All investments carry risk; please speak with your representative to gain a full understanding of said risks. Securities offered by ISI are not insured by the FDIC or NCUSIF and may lose value. All opinions, prices and yields are subject to change without notice.

CU Investment Solutions, LLC

Brady McLeod, Registered Representative
 Walter Thompson, Registered Representative
 Julie Chapin, Registered Representative
 Chris Hageman, Registered Representative
 Rachel Palmer, Registered Representative
 Lea Papamichael, Registered Representative
 Call 855-882-8474



Secondary Offerings 3/28/2022

Callables									
Issuer	Coupon	Maturity	Call Date	Call Type	Price	YTC	YTM	YTM Spread to Interp Treas	Cusip
FEDERAL HOME LOAN BANK	0.670	1/5/2024	10/5/2022	Anytime	97.37	5.913	2.196	0.14	3130AQEL3
FEDERAL HOME LOAN BANK	1.375	7/28/2025	4/28/2022	Quarterly	95.95	53.674	2.653	0.24	3130AQMWO
FEDERAL HOME LOAN BANK	1.430	11/23/2026	5/23/2022	Quarterly	94.46	40.384	2.705	0.19	3130APSP1
FEDERAL HOME LOAN BANK	2.100	2/25/2027	5/25/2022	Quarterly	97.03	21.783	2.751	0.22	3130AQVA8
FEDERAL FARM CREDIT BANK	1.875	2/1/2028	2/1/2023	Anytime	94.72	8.530	2.864	0.34	3133ENMS6

Bullets							
Issuer	Coupon	Maturity	Price	Yield	Spread to Interp	Benchmark	Cusip
FEDERAL HOME LOAN BANK	2.250	12/8/2023	100.00	2.248	0.28	T 1 1/2 02/29/24	3130A3VC5
FEDERAL HOME LOAN BANK	3.250	3/8/2024	101.79	2.303	0.08	T 1 1/2 02/29/24	3130A0XE5
FANNIE MAE	2.625	9/6/2024	100.59	2.373	0.03	T 1 1/2 02/29/24	3135G0ZR7
FEDERAL HOME LOAN BANK	2.750	12/13/2024	100.65	2.500	0.13	T 1 3/4 03/15/25	3130A3GE8
FANNIE MAE	1.625	1/7/2025	97.66	2.505	0.14	T 1 3/4 03/15/25	3135G0X24
FREDDIE MAC	1.500	2/12/2025	97.21	2.515	0.13	T 1 3/4 03/15/25	3137EAEP0
FANNIE MAE	0.625	4/22/2025	94.45	2.520	0.13	T 1 3/4 03/15/25	3135G03U5
FANNIE MAE	0.500	6/17/2025	93.75	2.535	0.13	T 1 3/4 03/15/25	3135G04Z3
FANNIE MAE	0.375	8/25/2025	92.98	2.540	0.12	T 1 3/4 03/15/25	3135G05X7
FANNIE MAE	2.125	4/24/2026	98.43	2.534	0.06	T 1 7/8 02/28/27	3135G0K36
FANNIE MAE	1.875	9/24/2026	97.18	2.544	0.04	T 1 7/8 02/28/27	3135G0Q22
FEDERAL HOME LOAN BANK	3.000	3/12/2027	101.97	2.574	0.04	T 1 7/8 02/28/27	3130A3DU5
FARMER MAC	0.800	12/22/2027	90.35	2.624	0.10	T 1 7/8 02/28/27	31422B4Z0

All securities are offered through CU Investment Solutions LLC (ISI). The home office of ISI is located at 8500 W. 110th St., Overland Park, KS 66210. ISI is registered with the Securities and Exchange Commission (SEC) as a broker-dealer under the Securities Exchange Act of 1934. ISI also is registered in the state of Kansas as an investment advisor. Member of FINRA and SIPC. All investments carry risk; please speak with your representative to gain a full understanding of said risks. Securities offered by ISI are not insured by the FDIC or NCUSIF and may lose value. All opinions, prices and yields are subject to change without notice.

CU Investment Solutions, LLC

Brady McLeod, Registered Representative
Walter Thompson, Registered Representative
Julie Chapin, Registered Representative
Chris Hageman, Registered Representative
Rachel Palmer, Registered Representative
Lea Papamichael, Registered Representative
Call 855-882-8474



Indicative Offerings - Mortgage-Backed Securities 3/28/2022

MBS Pools									
Issue	Coupon	WAL	Yield	I Spread	Price	Principal	Type	Current Face	Cusip
FR SB8146	2.50	5.34	2.65	22	99.20	05/22-12/36	15 Year	5,972,643	3132D6BP4
FN MA4517	2.50	5.14	2.64	22	99.25	05/22-07/36	15 Year	24,270,068	31418EAT7
FR RB5154	2.50	7.09	3.05	62	96.60	05/22-03/42	20 Year	10,000,000	3133KYWPO
FN MA4587	2.50	7.10	3.05	61	96.63	05/22-03/42	20 Year	25,000,000	31418ECZ1
FR RB5158	3.00	6.45	3.08	65	99.46	05/22-03/42	20 Year	10,000,000	3133KYWT2
FN MA4617	3.00	6.45	3.08	65	99.46	05/22-03/42	20 Year	25,000,000	31418EDX5

All securities are offered through CU Investment Solutions LLC (ISI). The home office of ISI is located at 8500 W. 110th St., Overland Park, KS 66210. ISI is registered with the Securities and Exchange Commission (SEC) as a broker-dealer under the Securities Exchange Act of 1934. ISI also is registered in the state of Kansas as an investment advisor. Member of FINRA and SIPC. All investments carry risk; please speak with your representative to gain a full understanding of said risks. Securities offered by ISI are not insured by the FDIC or NCUSIF and may lose value. All opinions, prices and yields are subject to change without notice.

CU Investment Solutions, LLC

Brady McLeod, Registered Representative
Walter Thompson, Registered Representative
Julie Chapin, Registered Representative
Chris Hageman, Registered Representative
Rachel Palmer, Registered Representative
Lea Papamichael, Registered Representative
Call 855-882-8474



Treasury Offerings 3/28/2022

Bullets						
Issuer	Coupon	Maturity	Price	Yield	Years	Cusip
US TREASURY N/B	2.125	6/30/2022	100.4313	0.442	0.26	912828XG0
US TREASURY N/B	1.875	7/31/2022	100.4313	0.612	0.34	9128282P4
US TREASURY N/B	1.625	8/31/2022	100.3414	0.811	0.43	9128282S8
US TREASURY N/B	0.125	9/30/2022	99.5836	0.953	0.51	91282CAN1
US TREASURY N/B	2.000	10/31/2022	100.5211	1.108	0.59	9128283C2
US TREASURY N/B	0.125	11/30/2022	99.2555	1.239	0.68	91282CAX9
US TREASURY N/B	2.125	12/31/2022	100.5602	1.377	0.76	912828N30
US TREASURY N/B	0.125	1/31/2023	98.8648	1.486	0.85	91282CBG5
US TREASURY N/B	2.625	2/28/2023	100.9664	1.564	0.92	9128284A5
US TREASURY N/B	1.500	3/31/2023	99.8308	1.670	1.01	912828Q29
US TREASURY N/B	2.750	4/30/2023	101.0613	1.760	1.09	9128284L1
US TREASURY N/B	0.125	5/31/2023	98.0183	1.840	1.18	91282CCD1
US TREASURY N/B	0.125	6/30/2023	97.7761	1.924	1.26	91282CCK5
US TREASURY N/B	0.125	7/31/2023	97.5222	2.005	1.34	91282CCN9
US TREASURY N/B	1.375	8/31/2023	99.0613	2.048	1.43	9128282D1
US TREASURY N/B	1.375	9/30/2023	98.9519	2.086	1.51	912828T26
US TREASURY N/B	2.875	10/31/2023	101.1198	2.153	1.59	9128285K2
US TREASURY N/B	0.500	11/30/2023	97.2175	2.203	1.68	91282CDM0
US TREASURY N/B	0.750	12/31/2023	97.4519	2.237	1.76	91282CDR9
US TREASURY N/B	2.500	1/31/2024	100.3894	2.282	1.85	9128285Z9
US TREASURY N/B	2.125	2/29/2024	99.6784	2.297	1.93	912828W48
US TREASURY N/B	0.250	3/15/2024	96.1108	2.288	1.97	91282CBR1
US TREASURY N/B	2.250	4/30/2024	99.7866	2.355	2.09	9128286R6
US TREASURY N/B	2.500	5/15/2024	100.2631	2.372	2.13	912828WJ5
US TREASURY N/B	0.250	6/15/2024	95.4194	2.386	2.22	91282CCG4
US TREASURY N/B	0.375	7/15/2024	95.4897	2.404	2.30	91282CCL3
US TREASURY N/B	0.375	8/15/2024	95.2709	2.429	2.39	91282CCT6
US TREASURY N/B	0.375	9/15/2024	95.0288	2.469	2.47	91282CCX7
US TREASURY N/B	1.500	10/31/2024	97.5834	2.469	2.60	912828YM6
US TREASURY N/B	0.750	11/15/2024	95.5678	2.502	2.64	91282CDH1
US TREASURY N/B	2.250	12/31/2024	99.3413	2.498	2.76	9128283P3
US TREASURY N/B	1.125	1/15/2025	96.2631	2.516	2.81	91282CD57
US TREASURY N/B	1.500	2/15/2025	97.1850	2.518	2.89	91282CDZ1
US TREASURY N/B	0.500	3/31/2025	94.2306	2.505	3.01	912828ZF0
US TREASURY N/B	0.375	4/30/2025	93.6681	2.519	3.09	912828ZL7
US TREASURY N/B	2.875	5/31/2025	101.0588	2.525	3.18	9128284R8
US TREASURY N/B	2.750	6/30/2025	100.6447	2.542	3.26	912828XZ8
US TREASURY N/B	0.250	7/31/2025	92.6916	2.545	3.35	91282CAB7
US TREASURY N/B	2.000	8/15/2025	98.2384	2.546	3.39	912828K74

CU Investment Solutions, LLC

Brady McLeod, Registered Representative
Walter Thompson, Registered Representative
Julie Chapin, Registered Representative
Chris Hageman, Registered Representative
Rachel Palmer, Registered Representative
Lea Papamichael, Registered Representative
Call 855-882-8474



Treasury Offerings 3/28/2022

Bullets							
Issuer	Coupon	Maturity	Price	Yield	Years	Cusip	
US TREASURY N/B	0.250	9/30/2025	92.3244	2.553	3.51	91282CAM3	
US TREASURY N/B	0.250	10/31/2025	92.1291	2.560	3.60	91282CAT8	
US TREASURY N/B	0.375	11/30/2025	92.3634	2.567	3.68	91282CAZ4	
US TREASURY N/B	0.375	12/31/2025	92.2228	2.559	3.76	91282CBC4	
US TREASURY N/B	0.375	1/31/2026	92.0041	2.574	3.85	91282CBH3	
US TREASURY N/B	2.500	2/28/2026	99.7228	2.574	3.93	9128286F2	
US TREASURY N/B	2.250	3/31/2026	98.8153	2.563	4.01	9128286L9	
US TREASURY N/B	0.750	4/30/2026	92.9872	2.568	4.09	91282CBW0	
US TREASURY N/B	2.125	5/31/2026	98.2763	2.563	4.18	9128286X3	
US TREASURY N/B	0.875	6/30/2026	93.2138	2.568	4.26	91282CCJ8	
US TREASURY N/B	0.625	7/31/2026	92.0653	2.568	4.35	91282CCP4	
US TREASURY N/B	0.750	8/31/2026	92.4794	2.560	4.43	91282CCW9	
US TREASURY N/B	0.875	9/30/2026	92.8700	2.561	4.51	91282CCZ2	
US TREASURY N/B	1.125	10/31/2026	93.8075	2.564	4.60	91282CDG3	
US TREASURY N/B	2.000	11/15/2026	97.5966	2.553	4.64	912828U24	
US TREASURY N/B	1.250	12/31/2026	94.2216	2.547	4.76	91282CDQ1	
US TREASURY N/B	1.500	1/31/2027	95.2919	2.539	4.85	912828Z78	
US TREASURY N/B	2.250	2/15/2027	98.6825	2.538	4.89	912828V98	
US TREASURY N/B	0.625	3/31/2027	91.1344	2.521	5.01	912828ZE3	
US TREASURY N/B	0.500	4/30/2027	90.3922	2.524	5.09	912828ZN3	
US TREASURY N/B	0.500	5/31/2027	90.1891	2.536	5.18	912828ZS2	
US TREASURY N/B	0.500	6/30/2027	90.0953	2.524	5.26	912828ZV5	
US TREASURY N/B	0.375	7/31/2027	89.3453	2.519	5.35	91282CAD3	
US TREASURY N/B	0.500	8/31/2027	89.7672	2.532	5.43	91282CAH4	
US TREASURY N/B	0.375	9/30/2027	88.9547	2.537	5.51	91282CAL5	
US TREASURY N/B	0.500	10/31/2027	89.4234	2.542	5.60	91282CAU5	
US TREASURY N/B	0.625	11/30/2027	89.9391	2.540	5.68	91282CAY7	
US TREASURY N/B	0.625	12/31/2027	89.8219	2.536	5.76	91282CBB6	
US TREASURY N/B	0.750	1/31/2028	90.3141	2.545	5.85	91282CBJ9	
US TREASURY N/B	2.750	2/15/2028	101.1500	2.538	5.89	9128283W8	
US TREASURY N/B	1.250	3/31/2028	92.8909	2.534	6.01	91282CBS9	
US TREASURY N/B	1.250	4/30/2028	92.7659	2.540	6.10	91282CBZ3	
US TREASURY N/B	1.250	5/31/2028	92.6722	2.540	6.18	91282CCE9	
US TREASURY N/B	1.250	6/30/2028	92.5706	2.542	6.26	91282CCH2	
US TREASURY N/B	1.000	7/31/2028	91.0472	2.537	6.35	91282CCR0	
US TREASURY N/B	1.125	8/31/2028	91.6800	2.537	6.43	91282CCV1	
US TREASURY N/B	1.250	9/30/2028	92.3363	2.535	6.52	91282CCY5	
US TREASURY N/B	1.375	10/31/2028	92.9925	2.537	6.60	91282CDF5	
US TREASURY N/B	1.500	11/30/2028	93.6956	2.533	6.68	91282CDL2	

CU Investment Solutions, LLC

Brady McLeod, Registered Representative
Walter Thompson, Registered Representative
Julie Chapin, Registered Representative
Chris Hageman, Registered Representative
Rachel Palmer, Registered Representative
Lea Papamichael, Registered Representative
Call 855-882-8474



Treasury Offerings 3/28/2022

Bullets						
Issuer	Coupon	Maturity	Price	Yield	Years	Cusip
US TREASURY N/B	1.375	12/31/2028	92.9456	2.517	6.77	91282CDP3
US TREASURY N/B	1.750	1/31/2029	95.1956	2.519	6.85	91282CDW8
US TREASURY N/B	1.875	2/28/2029	95.9769	2.512	6.93	91282CEB3
US TREASURY N/B	1.625	8/15/2029	94.2569	2.481	7.39	912828YB0
US TREASURY N/B	1.750	11/15/2029	95.1319	2.453	7.64	912828YS3
US TREASURY N/B	1.500	2/15/2030	93.1787	2.457	7.89	912828Z94
US TREASURY N/B	0.625	5/15/2030	86.6150	2.451	8.14	912828ZQ6
US TREASURY N/B	0.625	8/15/2030	86.2712	2.446	8.39	91282CAE1
US TREASURY N/B	0.875	11/15/2030	87.9119	2.437	8.64	91282CAV3
US TREASURY N/B	1.125	2/15/2031	89.6306	2.430	8.89	91282CBL4
US TREASURY N/B	1.625	5/15/2031	93.4781	2.426	9.14	91282CCB5
US TREASURY N/B	1.250	8/15/2031	90.2125	2.422	9.39	91282CCS8
US TREASURY N/B	1.375	11/15/2031	91.0094	2.428	9.64	91282CDJ7
US TREASURY N/B	1.875	2/15/2032	95.2375	2.420	9.89	91282CDY4

All securities are offered through CU Investment Solutions LLC (ISI). The home office of ISI is located at 8500 W. 110th St., Overland Park, KS 66210. ISI is registered with the Securities and Exchange Commission (SEC) as a broker-dealer under the Securities Exchange Act of 1934. ISI also is registered in the state of Kansas as an investment advisor. Member of FINRA and SIPC. All investments carry risk; please speak with your representative to gain a full understanding of said risks. Securities offered by ISI are not insured by the FDIC or NCUSIF and may lose value. All opinions, prices and yields are subject to change without notice.

ISI Intra-day Offerings

March 28, 2022 8:32 AM

#	TERMS	COUPON	ISSUER	MATURITY	CUSIP	PRICE	YTC	YTW	YTM	+300 Change	SETTLEMENT
1	1.00y/6m,q	STEP	FHLB	3/30/2023	3130ARHK0	100.000	1.125%	1.125%	1.623%	-2.430%	3/30/2022
<i>STEP DETAILS: 1.125% to 9/22; 2.125% to 3/23</i>											
2	2.00y/3m,q	STEP	FHLB	4/22/2024	3130ARHR5	100.000	2.000%	2.000%	2.494%	-4.726%	4/22/2022
<i>STEP DETAILS: 2% to 4/23; 3% to 4/24</i>											
3	2.50y/6m,1x	STEP	FHLB	10/18/2024	3130ARHB0	100.000	1.500%	1.500%	2.692%	-4.243%	4/18/2022
<i>STEP DETAILS: 1.5% to 10/22; 3% to 10/24</i>											
4	3.00y/3m,q	STEP	FHLB	4/21/2025	3130ARH95	100.000	2.000%	2.000%	3.227%	-4.919%	4/21/2022
<i>STEP DETAILS: 2% to 10/22; 2.5% to 4/23; 3% to 10/23; 3.5% to 4/24; 4% to 10/24; 4.5% to 4/25</i>											

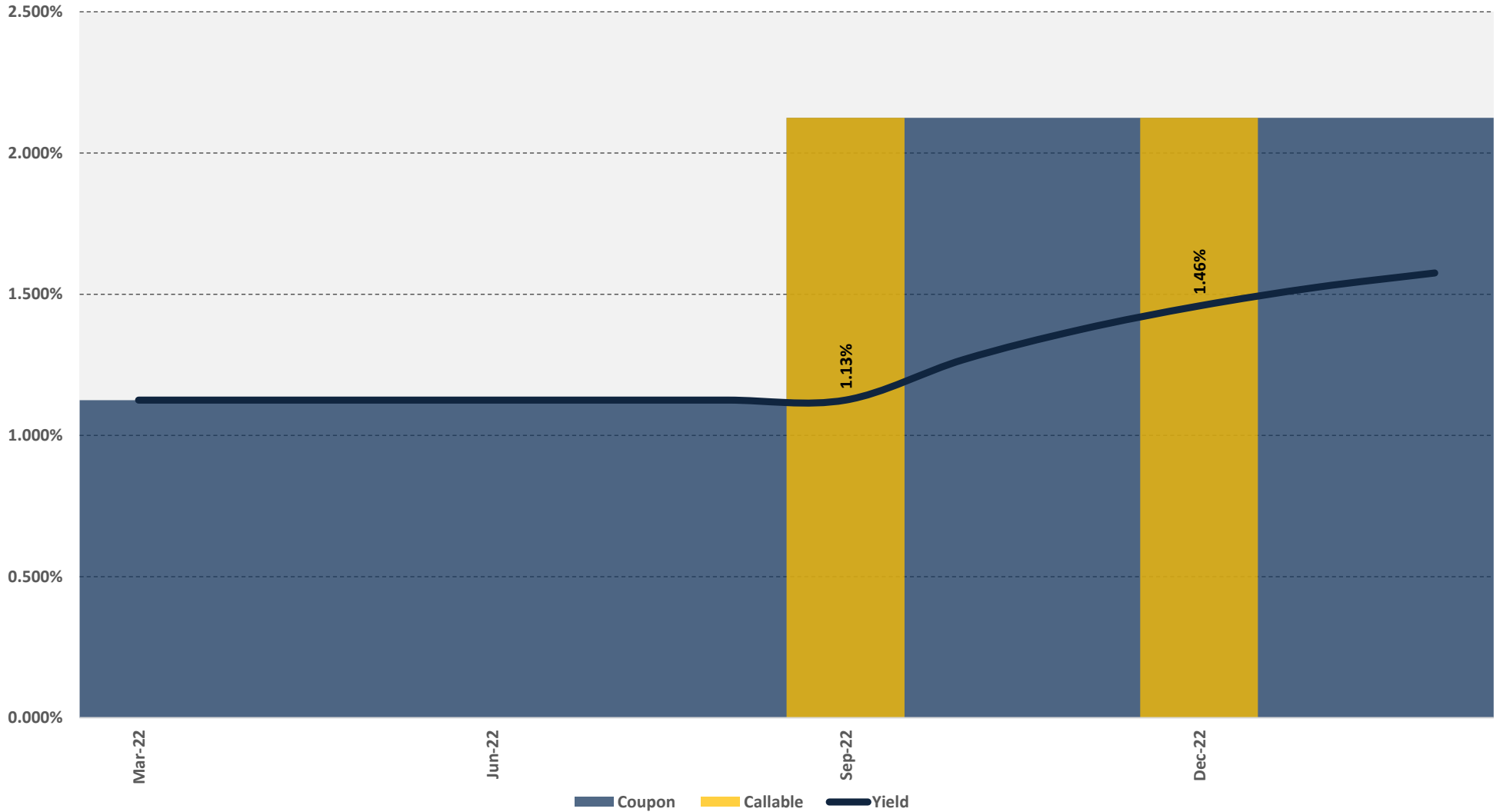
All opinions, prices, and yields are subject to change without notice. Neither the information nor any opinion expressed constitutes an offer, or an invitation to make an offer, to buy or sell any securities. This research report is prepared for general circulation and is circulated for general information only. The report does not consider the specific investment objectives, financial situation and particular needs of any specific person who may receive this report. Investors should understand that statements regarding future prospects might not be realized.

Please contact ISI to discuss your specific situation and objectives.

OFFERING #1 DETAILS

#	TERMS	COUPON	ISSUER	MATURITY	CUSIP	PRICE	YTC	YTW	YTM	+300 Decline	SETTLEMENT
1	1.00y/6m,q	STEP	FHLB	3/30/2023	3130ARHK0	100.000	1.125%	1.125%	1.623%	-2.430%	3/30/2022

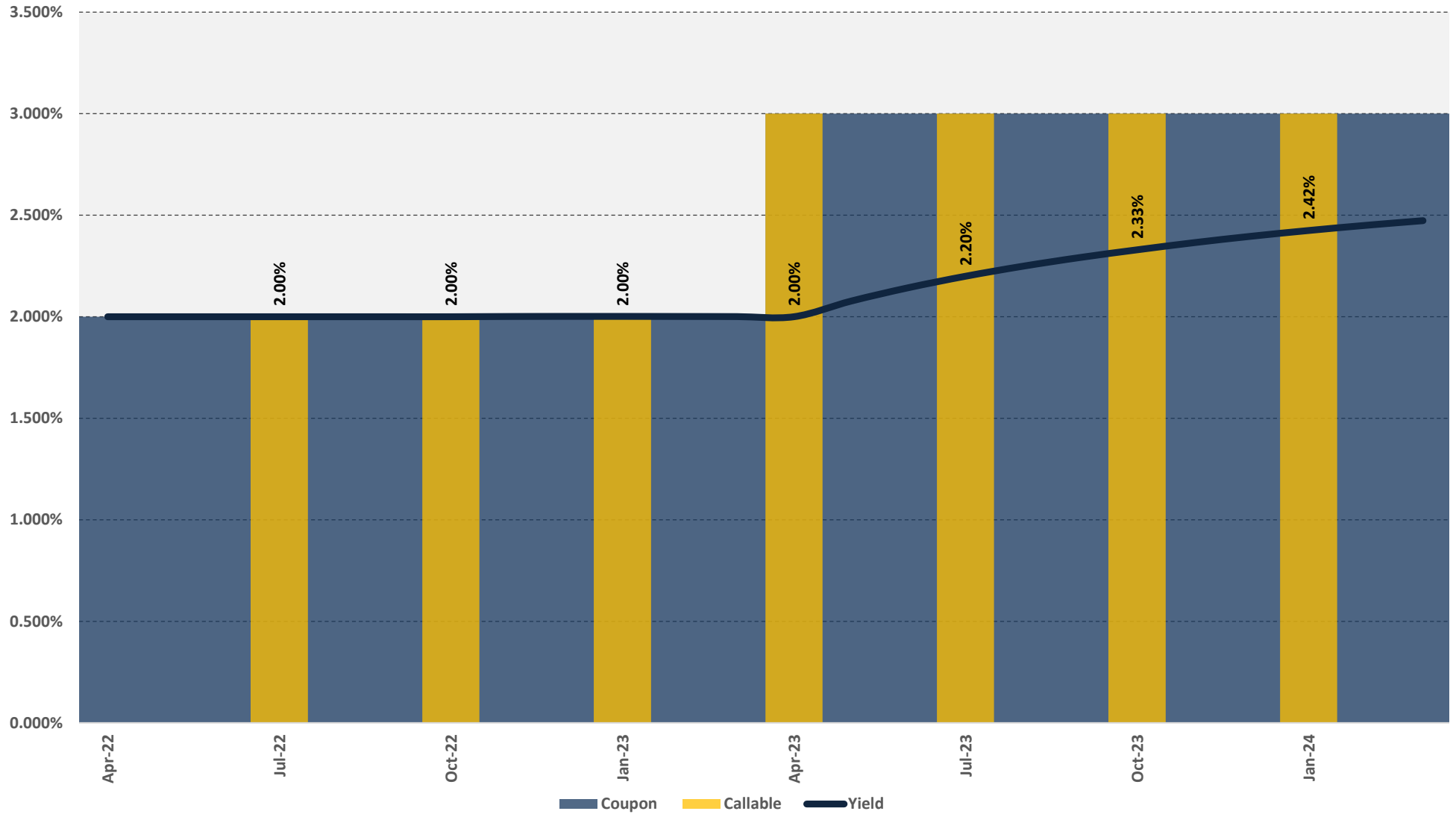
STEP DETAILS: 1.125% to 9/22; 2.125% to 3/23



OFFERING #2 DETAILS

#	TERMS	COUPON	ISSUER	MATURITY	CUSIP	PRICE	YTC	YTW	YTM	+300 Decline	SETTLEMENT
2	2.00y/3m,q	STEP	FHLB	4/22/2024	3130ARHR5	100.000	2.000%	2.000%	2.494%	-4.726%	4/22/2022

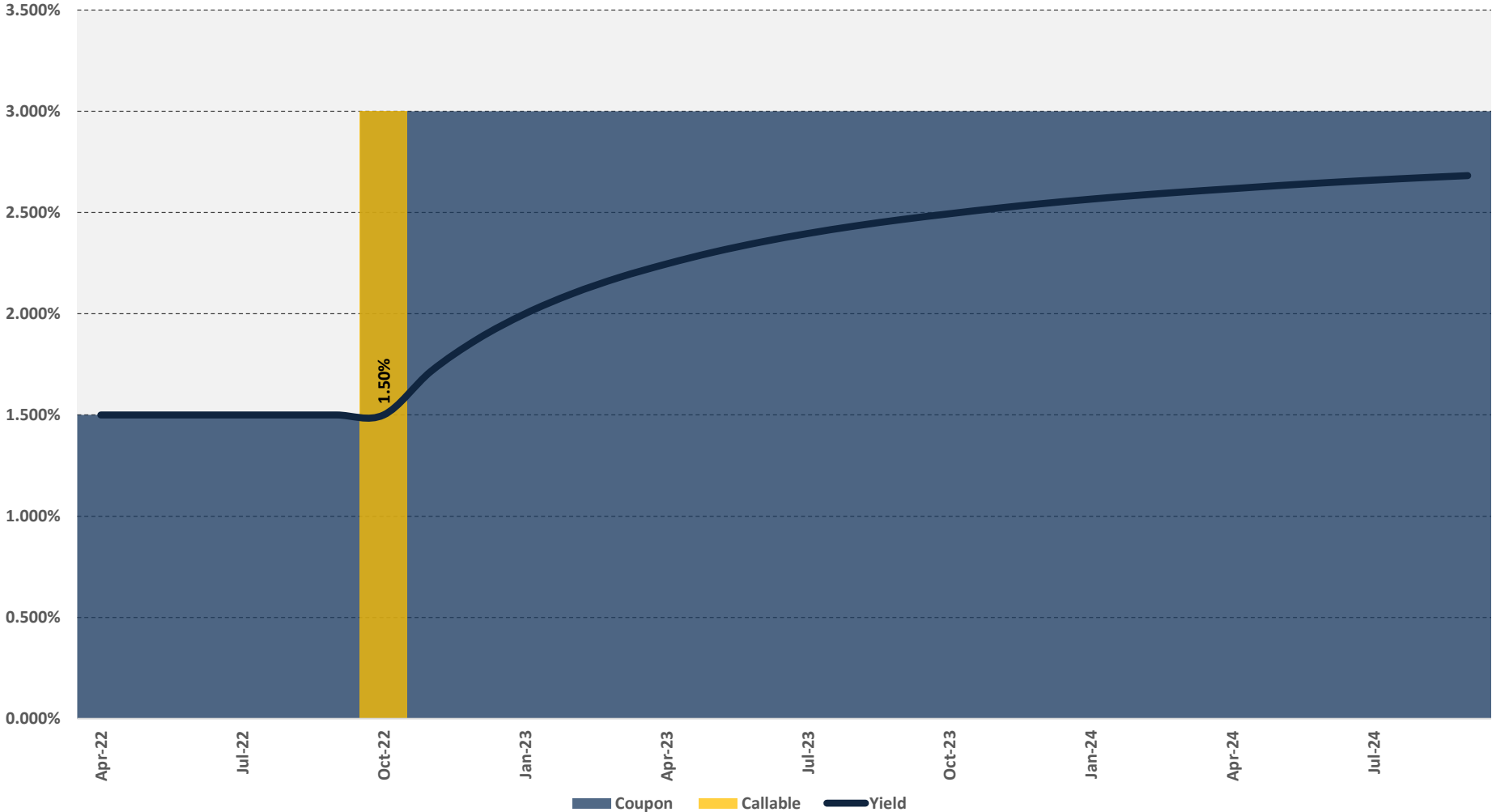
STEP DETAILS: 2% to 4/23; 3% to 4/24



OFFERING #3 DETAILS

#	TERMS	COUPON	ISSUER	MATURITY	CUSIP	PRICE	YTC	YTW	YTM	+300 Decline	SETTLEMENT
3	2.50y/6m,1x	STEP	FHLB	10/18/2024	3130ARHB0	100.000	1.500%	1.500%	2.692%	-4.243%	4/18/2022

STEP DETAILS: 1.5% to 10/22; 3% to 10/24



OFFERING #4 DETAILS

#	TERMS	COUPON	ISSUER	MATURITY	CUSIP	PRICE	YTC	YTW	YTM	+300 Decline	SETTLEMENT
4	3.00y/3m,q	STEP	FHLB	4/21/2025	3130ARH95	100.000	2.000%	2.000%	3.227%	-4.919%	4/21/2022

STEP DETAILS: 2% to 10/22; 2.5% to 4/23; 3% to 10/23; 3.5% to 4/24; 4% to 10/24; 4.5% to 4/25

