

QUARTERLY STATEMENT

OF THE

UnitedHealthcare Plan of the River Valley, Inc.

TO THE

Insurance Department

OF THE

STATE OF

Tennessee

FOR THE QUARTER ENDED
MARCH 31, 2020

HEALTH

2020



HEALTH QUARTERLY STATEMENT

AS OF MARCH 31, 2020
OF THE CONDITION AND AFFAIRS OF THE

UnitedHealthcare Plan of the River Valley, Inc.

NAIC Group Code 0707 0707 NAIC Company Code 95378 Employer's ID Number 36-3379945
(Current) (Prior)

Organized under the Laws of Illinois, State of Domicile or Port of Entry IL

Country of Domicile United States of America

Licensed as business type: Health Maintenance Organization

Is HMO Federally Qualified? Yes [] No [X]

Incorporated/Organized 08/05/1985 Commenced Business 12/19/1985

Statutory Home Office 1 KONE Court, 101 17th Street, Suite 301, Moline, IL, US 61265
(Street and Number) (City or Town, State, Country and Zip Code)

Main Administrative Office 1 KONE Court, 101 17th Street, Suite 301
(Street and Number)
Moline, IL, US 61265, 309-736-4600
(City or Town, State, Country and Zip Code) (Area Code) (Telephone Number)

Mail Address 9800 Health Care Lane, MN006-W500, Minnetonka, MN, US 55343
(Street and Number or P.O. Box) (City or Town, State, Country and Zip Code)

Primary Location of Books and Records 1 KONE Court, 101 17th Street, Suite 301
(Street and Number)
Moline, IL, US 61265, 309-736-4600
(City or Town, State, Country and Zip Code) (Area Code) (Telephone Number)

Internet Website Address UHCRiverValley.com

Statutory Statement Contact Lisa A. Miller, +1(952) 202-4741
(Name) (Area Code) (Telephone Number)
lisa_a_miller@uhc.com, 952-931-4651
(E-mail Address) (FAX Number)

OFFICERS

Chief Financial Officer James Wesley Kelly Secretary Heather Anastasia Lang
Treasurer Peter Marshall Gill

OTHER

Robert Andersen Broomfield, President, Commercial Nyle Brent Cottingham, Vice President Keith Christopher Payet, President, Medicaid Division
Jessica Leigh Zuba, Assistant Secretary

DIRECTORS OR TRUSTEES

William Kenneth Appelgate Ph.D. Robert Andersen Broomfield James Edward Hecker
Brendan Paul Hostetler James Wesley Kelly Keith Christopher Payet
Cathie Sue Whiteside Scott Edward Williams

State of _____ State of _____ State of _____
County of _____ County of _____ County of _____

The officers of this reporting entity being duly sworn, each depose and say that they are the described officers of said reporting entity, and that on the reporting period stated above, all of the herein described assets were the absolute property of the said reporting entity, free and clear from any liens or claims thereon, except as herein stated, and that this statement, together with related exhibits, schedules and explanations therein contained, annexed or referred to, is a full and true statement of all the assets and liabilities and of the condition and affairs of the said reporting entity as of the reporting period stated above, and of its income and deductions therefrom for the period ended, and have been completed in accordance with the NAIC Annual Statement Instructions and Accounting Practices and Procedures manual except to the extent that: (1) state law may differ; or, (2) that state rules or regulations require differences in reporting not related to accounting practices and procedures, according to the best of their information, knowledge and belief, respectively. Furthermore, the scope of this attestation by the described officers also includes the related corresponding electronic filing with the NAIC, when required, that is an exact copy (except for formatting differences due to electronic filing) of the enclosed statement. The electronic filing may be requested by various regulators in lieu of or in addition to the enclosed statement.

Rob Broomfield

Robert Andersen Broomfield
President, Commercial

Heather Lang

Heather Anastasia Lang
Secretary

James Wesley Kelly
Chief Financial Officer

Subscribed and sworn to before me this _____ day of _____
Subscribed and sworn to before me this _____ day of _____
Subscribed and sworn to before me this _____ day of _____

a. Is this an original filing?..... Yes [X] No []

b. If no,

1. State the amendment number.....

2. Date filed.....

3. Number of pages attached.....

STATEMENT AS OF MARCH 31, 2020 OF THE UnitedHealthcare Plan of the River Valley, Inc.

ASSETS

	Current Statement Date			4 December 31 Prior Year Net Admitted Assets
	1 Assets	2 Nonadmitted Assets	3 Net Admitted Assets (Cols. 1 - 2)	
1. Bonds	630,397,090	0	630,397,090	630,872,476
2. Stocks:				
2.1 Preferred stocks	0	0	0	0
2.2 Common stocks	0	0	0	0
3. Mortgage loans on real estate:				
3.1 First liens	0	0	0	0
3.2 Other than first liens.....	0	0	0	0
4. Real estate:				
4.1 Properties occupied by the company (less \$0 encumbrances)	0	0	0	0
4.2 Properties held for the production of income (less \$0 encumbrances)	0	0	0	0
4.3 Properties held for sale (less \$0 encumbrances)	0	0	0	0
5. Cash (\$520,293), cash equivalents (\$202,353,847) and short-term investments (\$28,882,656)	231,756,796	0	231,756,796	106,383,603
6. Contract loans (including \$0 premium notes)	0	0	0	0
7. Derivatives	0	0	0	0
8. Other invested assets	9,459,093	0	9,459,093	9,924,596
9. Receivables for securities	0	0	0	0
10. Securities lending reinvested collateral assets	0	0	0	0
11. Aggregate write-ins for invested assets	0	0	0	0
12. Subtotals, cash and invested assets (Lines 1 to 11)	871,612,979	0	871,612,979	747,180,675
13. Title plants less \$0 charged off (for Title insurers only)	0	0	0	0
14. Investment income due and accrued	4,308,274	0	4,308,274	4,595,536
15. Premiums and considerations:				
15.1 Uncollected premiums and agents' balances in the course of collection	47,358,486	64,102	47,294,384	111,441,801
15.2 Deferred premiums, agents' balances and installments booked but deferred and not yet due (including \$0 earned but unbilled premiums)	0	0	0	0
15.3 Accrued retrospective premiums (\$2,608,155) and contracts subject to redetermination (\$169,955,278)	168,629,668	0	168,629,668	153,618,375
16. Reinsurance:				
16.1 Amounts recoverable from reinsurers	0	0	0	0
16.2 Funds held by or deposited with reinsured companies	0	0	0	0
16.3 Other amounts receivable under reinsurance contracts	0	0	0	0
17. Amounts receivable relating to uninsured plans	26,658,395	9,596	26,648,799	33,999,023
18.1 Current federal and foreign income tax recoverable and interest thereon	0	0	0	0
18.2 Net deferred tax asset	8,448,432	71,330	8,377,102	9,128,402
19. Guaranty funds receivable or on deposit	69,618	0	69,618	298,604
20. Electronic data processing equipment and software	0	0	0	0
21. Furniture and equipment, including health care delivery assets (\$0)	0	0	0	0
22. Net adjustment in assets and liabilities due to foreign exchange rates	0	0	0	0
23. Receivables from parent, subsidiaries and affiliates	0	0	0	0
24. Health care (\$51,041,560) and other amounts receivable	75,097,584	24,056,024	51,041,560	49,958,314
25. Aggregate write-ins for other than invested assets	33,028,799	28,799	33,000,000	0
26. Total assets excluding Separate Accounts, Segregated Accounts and Protected Cell Accounts (Lines 12 to 25)	1,235,212,235	24,229,851	1,210,982,384	1,110,220,730
27. From Separate Accounts, Segregated Accounts and Protected Cell Accounts	0	0	0	0
28. Total (Lines 26 and 27)	1,235,212,235	24,229,851	1,210,982,384	1,110,220,730
DETAILS OF WRITE-INS				
1101.				
1102.				
1103.				
1198. Summary of remaining write-ins for Line 11 from overflow page	0	0	0	0
1199. Totals (Lines 1101 through 1103 plus 1198)(Line 11 above)	0	0	0	0
2501. Note Receivable	33,000,000	0	33,000,000	0
2502. Miscellaneous Receivables	16,308	16,308	0	0
2503. Service Fee Billing	4,609	4,609	0	0
2598. Summary of remaining write-ins for Line 25 from overflow page	7,882	7,882	0	0
2599. Totals (Lines 2501 through 2503 plus 2598)(Line 25 above)	33,028,799	28,799	33,000,000	0

LIABILITIES, CAPITAL AND SURPLUS

	Current Period			Prior Year
	1 Covered	2 Uncovered	3 Total	4 Total
1. Claims unpaid (less \$0 reinsurance ceded)	288,415,748	0	288,415,748	300,477,322
2. Accrued medical incentive pool and bonus amounts	7,467,482	0	7,467,482	9,171,225
3. Unpaid claims adjustment expenses	3,152,827	0	3,152,827	3,266,502
4. Aggregate health policy reserves, including the liability of \$6,799,871 for medical loss ratio rebate per the Public Health Service Act	42,956,892	0	42,956,892	35,964,879
5. Aggregate life policy reserves	0	0	0	0
6. Property/casualty unearned premium reserve	0	0	0	0
7. Aggregate health claim reserves	822,186	0	822,186	853,993
8. Premiums received in advance	2,161,774	0	2,161,774	2,701,109
9. General expenses due or accrued	119,561,100	0	119,561,100	46,044,488
10.1 Current federal and foreign income tax payable and interest thereon (including \$0 on realized gains (losses))	40,529,106	0	40,529,106	23,605,972
10.2 Net deferred tax liability	0	0	0	0
11. Ceded reinsurance premiums payable	292,256	0	292,256	328,948
12. Amounts withheld or retained for the account of others	35,780	0	35,780	46,534
13. Remittances and items not allocated	4,753	0	4,753	3,709
14. Borrowed money (including \$0 current) and interest thereon \$0 (including \$0 current)	0	0	0	0
15. Amounts due to parent, subsidiaries and affiliates	38,524,512	0	38,524,512	24,148,559
16. Derivatives	0	0	0	0
17. Payable for securities	0	0	0	0
18. Payable for securities lending	0	0	0	0
19. Funds held under reinsurance treaties (with \$0 authorized reinsurers, \$0 unauthorized reinsurers and \$0 certified reinsurers)	0	0	0	0
20. Reinsurance in unauthorized and certified (\$0) companies	0	0	0	0
21. Net adjustments in assets and liabilities due to foreign exchange rates	0	0	0	0
22. Liability for amounts held under uninsured plans	48,391,746	0	48,391,746	47,709,953
23. Aggregate write-ins for other liabilities (including \$6,500 current)	6,500	0	6,500	19,000
24. Total liabilities (Lines 1 to 23)	592,322,662	0	592,322,662	494,342,193
25. Aggregate write-ins for special surplus funds	XXX	XXX	0	68,153,345
26. Common capital stock	XXX	XXX	610,000	610,000
27. Preferred capital stock	XXX	XXX	0	0
28. Gross paid in and contributed surplus	XXX	XXX	104,977,137	104,977,137
29. Surplus notes	XXX	XXX	0	0
30. Aggregate write-ins for other than special surplus funds	XXX	XXX	1,500,000	1,500,000
31. Unassigned funds (surplus)	XXX	XXX	511,572,585	440,638,055
32. Less treasury stock, at cost:				
32.10 shares common (value included in Line 26 \$0)	XXX	XXX	0	0
32.20 shares preferred (value included in Line 27 \$0)	XXX	XXX	0	0
33. Total capital and surplus (Lines 25 to 31 minus Line 32)	XXX	XXX	618,659,722	615,878,537
34. Total liabilities, capital and surplus (Lines 24 and 33)	XXX	XXX	1,210,982,384	1,110,220,730
DETAILS OF WRITE-INS				
2301. Accrued Fines and Penalties	6,500	0	6,500	19,000
2302.				
2303.				
2398. Summary of remaining write-ins for Line 23 from overflow page	0	0	0	0
2399. Totals (Lines 2301 through 2303 plus 2398)(Line 23 above)	6,500	0	6,500	19,000
2501. Section 9010 ACA Subsequent Fee Year Assessment	XXX	XXX	0	68,153,345
2502.	XXX	XXX		
2503.	XXX	XXX		
2598. Summary of remaining write-ins for Line 25 from overflow page	XXX	XXX	0	0
2599. Totals (Lines 2501 through 2503 plus 2598)(Line 25 above)	XXX	XXX	0	68,153,345
3001. Statutory Fund	XXX	XXX	1,500,000	1,500,000
3002.	XXX	XXX		
3003.	XXX	XXX		
3098. Summary of remaining write-ins for Line 30 from overflow page	XXX	XXX	0	0
3099. Totals (Lines 3001 through 3003 plus 3098)(Line 30 above)	XXX	XXX	1,500,000	1,500,000

STATEMENT OF REVENUE AND EXPENSES

	Current Year To Date		Prior Year To Date	Prior Year Ended December 31
	1 Uncovered	2 Total	3 Total	4 Total
1. Member Months	XXX	1,524,634	2,781,912	8,592,372
2. Net premium income (including \$ 0 non-health premium income)	XXX	833,975,956	1,557,893,339	4,660,001,327
3. Change in unearned premium reserves and reserve for rate credits	XXX	(2,706,092)	2,757,480	40,994,694
4. Fee-for-service (net of \$ 0 medical expenses)	XXX	0	0	0
5. Risk revenue	XXX	0	0	0
6. Aggregate write-ins for other health care related revenues	XXX	0	0	0
7. Aggregate write-ins for other non-health revenues	XXX	0	0	0
8. Total revenues (Lines 2 to 7)	XXX	831,269,864	1,560,650,819	4,700,996,021
Hospital and Medical:				
9. Hospital/medical benefits	0	609,835,500	1,298,654,165	3,673,109,197
10. Other professional services	0	9,219,522	14,283,789	46,136,433
11. Outside referrals	0	0	0	0
12. Emergency room and out-of-area	0	0	0	0
13. Prescription drugs	0	14,915,943	114,293,929	241,507,354
14. Aggregate write-ins for other hospital and medical	0	0	0	0
15. Incentive pool, withhold adjustments and bonus amounts	0	765,265	4,328,820	14,759,135
16. Subtotal (Lines 9 to 15)	0	634,736,230	1,431,560,703	3,975,512,119
Less:				
17. Net reinsurance recoveries	0	0	0	0
18. Total hospital and medical (Lines 16 minus 17)	0	634,736,230	1,431,560,703	3,975,512,119
19. Non-health claims (net)	0	0	0	0
20. Claims adjustment expenses, including \$ 33,727,736 cost containment expenses	0	46,263,501	75,963,307	262,030,741
21. General administrative expenses	0	135,089,779	102,414,538	306,028,554
22. Increase in reserves for life and accident and health contracts (including \$ 0 increase in reserves for life only)	0	0	26,230,000	(5,121,000)
23. Total underwriting deductions (Lines 18 through 22)	0	816,089,510	1,636,168,548	4,538,450,414
24. Net underwriting gain or (loss) (Lines 8 minus 23)	XXX	15,180,354	(75,517,729)	162,545,607
25. Net investment income earned	0	5,256,043	6,891,023	24,158,585
26. Net realized capital gains (losses) less capital gains tax of \$ 23,300	0	75,378	(128,379)	3,554,731
27. Net investment gains (losses) (Lines 25 plus 26)	0	5,331,421	6,762,644	27,713,316
28. Net gain or (loss) from agents' or premium balances charged off [(amount recovered \$ 5,332) (amount charged off \$ (5,830))]	0	(498)	5,040	(12,036)
29. Aggregate write-ins for other income or expenses	0	(32,635)	120,560	25,939
30. Net income or (loss) after capital gains tax and before all other federal income taxes (Lines 24 plus 27 plus 28 plus 29)	XXX	20,478,642	(68,629,485)	190,272,826
31. Federal and foreign income taxes incurred	XXX	17,365,335	(5,748,165)	32,699,790
32. Net income (loss) (Lines 30 minus 31)	XXX	3,113,307	(62,881,320)	157,573,036
DETAILS OF WRITE-INS				
0601.	XXX			
0602.	XXX			
0603.	XXX			
0698. Summary of remaining write-ins for Line 6 from overflow page	XXX	0	0	0
0699. Totals (Lines 0601 through 0603 plus 0698)(Line 6 above)	XXX	0	0	0
0701.	XXX			
0702.	XXX			
0703.	XXX			
0798. Summary of remaining write-ins for Line 7 from overflow page	XXX	0	0	0
0799. Totals (Lines 0701 through 0703 plus 0798)(Line 7 above)	XXX	0	0	0
1401.				
1402.				
1403.				
1498. Summary of remaining write-ins for Line 14 from overflow page	0	0	0	0
1499. Totals (Lines 1401 through 1403 plus 1498)(Line 14 above)	0	0	0	0
2901. Fines & Penalties - Paid and Accrued	0	(32,635)	120,560	25,939
2902.				
2903.				
2998. Summary of remaining write-ins for Line 29 from overflow page	0	0	0	0
2999. Totals (Lines 2901 through 2903 plus 2998)(Line 29 above)	0	(32,635)	120,560	25,939

STATEMENT OF REVENUE AND EXPENSES (Continued)

	1 Current Year to Date	2 Prior Year to Date	3 Prior Year Ended December 31
CAPITAL AND SURPLUS ACCOUNT			
33. Capital and surplus prior reporting year.....	615,878,537	462,998,137	462,998,137
34. Net income or (loss) from Line 32.....	3,113,307	(62,881,320)	157,573,036
35. Change in valuation basis of aggregate policy and claim reserves.....	0	0	0
36. Change in net unrealized capital gains (losses) less capital gains tax of \$.....(235)	(883)	13,505	4,490
37. Change in net unrealized foreign exchange capital gain or (loss).....	0	0	0
38. Change in net deferred income tax.....	(751,534)	8,259,756	(3,965,263)
39. Change in nonadmitted assets.....	420,295	2,277,571	(731,863)
40. Change in unauthorized and certified reinsurance.....	0	0	0
41. Change in treasury stock.....	0	0	0
42. Change in surplus notes.....	0	0	0
43. Cumulative effect of changes in accounting principles.....	0	0	0
44. Capital Changes:			
44.1 Paid in.....	0	0	0
44.2 Transferred from surplus (Stock Dividend).....	0	0	0
44.3 Transferred to surplus.....	0	0	0
45. Surplus adjustments:			
45.1 Paid in.....	0	0	0
45.2 Transferred to capital (Stock Dividend).....	0	0	0
45.3 Transferred from capital.....	0	0	0
46. Dividends to stockholders.....	0	0	0
47. Aggregate write-ins for gains or (losses) in surplus.....	0	0	0
48. Net change in capital & surplus (Lines 34 to 47).....	2,781,185	(52,330,488)	152,880,400
49. Capital and surplus end of reporting period (Line 33 plus 48)	618,659,722	410,667,649	615,878,537
DETAILS OF WRITE-INS			
4701.			
4702.			
4703.			
4798. Summary of remaining write-ins for Line 47 from overflow page.....	0	0	0
4799. Totals (Lines 4701 through 4703 plus 4798)(Line 47 above)	0	0	0

STATEMENT AS OF MARCH 31, 2020 OF THE UnitedHealthcare Plan of the River Valley, Inc.

CASH FLOW

	1 Current Year To Date	2 Prior Year To Date	3 Prior Year Ended December 31
Cash from Operations			
1. Premiums collected net of reinsurance	886,819,991	1,553,300,403	4,591,946,318
2. Net investment income	6,892,450	7,740,113	28,193,422
3. Miscellaneous income	0	0	0
4. Total (Lines 1 to 3)	893,712,441	1,561,040,516	4,620,139,740
5. Benefit and loss related payments	649,218,363	1,312,890,648	4,256,131,936
6. Net transfers to Separate Accounts, Segregated Accounts and Protected Cell Accounts	0	0	0
7. Commissions, expenses paid and aggregate write-ins for deductions	99,743,225	95,341,613	530,500,648
8. Dividends paid to policyholders	0	0	0
9. Federal and foreign income taxes paid (recovered) net of \$0 tax on capital gains (losses)	465,500	(442,650)	9,613,348
10. Total (Lines 5 through 9)	749,427,088	1,407,789,611	4,796,245,932
11. Net cash from operations (Line 4 minus Line 10)	144,285,353	153,250,905	(176,106,192)
Cash from Investments			
12. Proceeds from investments sold, matured or repaid:			
12.1 Bonds	35,595,921	54,572,038	315,997,350
12.2 Stocks	0	0	0
12.3 Mortgage loans	0	0	0
12.4 Real estate	0	0	0
12.5 Other invested assets	0	0	1,862,480
12.6 Net gains or (losses) on cash, cash equivalents and short-term investments	(16,131)	17,095	19,226
12.7 Miscellaneous proceeds	0	0	0
12.8 Total investment proceeds (Lines 12.1 to 12.7)	35,579,790	54,589,133	317,879,056
13. Cost of investments acquired (long-term only):			
13.1 Bonds	35,898,372	153,162,907	365,541,020
13.2 Stocks	0	0	0
13.3 Mortgage loans	0	0	0
13.4 Real estate	0	0	0
13.5 Other invested assets	0	0	0
13.6 Miscellaneous applications	0	1,200,000	0
13.7 Total investments acquired (Lines 13.1 to 13.6)	35,898,372	154,362,907	365,541,020
14. Net increase (or decrease) in contract loans and premium notes	0	0	0
15. Net cash from investments (Line 12.8 minus Line 13.7 and Line 14)	(318,582)	(99,773,774)	(47,661,964)
Cash from Financing and Miscellaneous Sources			
16. Cash provided (applied):			
16.1 Surplus notes, capital notes	0	0	0
16.2 Capital and paid in surplus, less treasury stock	0	0	0
16.3 Borrowed funds	0	0	0
16.4 Net deposits on deposit-type contracts and other insurance liabilities	0	0	0
16.5 Dividends to stockholders	0	0	0
16.6 Other cash provided (applied)	(18,593,578)	(37,280,599)	(59,154,903)
17. Net cash from financing and miscellaneous sources (Line 16.1 through Line 16.4 minus Line 16.5 plus Line 16.6)	(18,593,578)	(37,280,599)	(59,154,903)
RECONCILIATION OF CASH, CASH EQUIVALENTS AND SHORT-TERM INVESTMENTS			
18. Net change in cash, cash equivalents and short-term investments (Line 11, plus Lines 15 and 17)	125,373,193	16,196,532	(282,923,059)
19. Cash, cash equivalents and short-term investments:			
19.1 Beginning of year	106,383,603	389,306,662	389,306,662
19.2 End of period (Line 18 plus Line 19.1)	231,756,796	405,503,194	106,383,603

Note: Supplemental disclosures of cash flow information for non-cash transactions:

--	--	--	--

STATEMENT AS OF MARCH 31, 2020 OF THE UnitedHealthcare Plan of the River Valley, Inc.

EXHIBIT OF PREMIUMS, ENROLLMENT AND UTILIZATION

	1 Total	Comprehensive (Hospital & Medical)		4 Medicare Supplement	5 Vision Only	6 Dental Only	7 Federal Employees Health Benefit Plan	8 Title XVIII Medicare	9 Title XIX Medicaid	10 Other
		2 Individual	3 Group							
Total Members at end of:										
1. Prior Year	508,572	0	25,075	0	0	0	0	61,486	422,011	0
2. First Quarter	502,264	0	24,480	0	0	0	0	61,129	416,655	0
3. Second Quarter	0	0	0	0	0	0	0	0	0	0
4. Third Quarter	0	0	0	0	0	0	0	0	0	0
5. Current Year	0	0	0	0	0	0	0	0	0	0
6. Current Year Member Months	1,524,634	1,736	73,881	0	0	0	0	183,674	1,265,343	0
Total Member Ambulatory Encounters for Period:										
7. Physician	1,619,209	0	59,116	0	0	0	0	500,396	1,059,697	0
8. Non-Physician	771,712	0	2,594	0	0	0	0	271,909	497,209	0
9. Total	2,390,921	0	61,710	0	0	0	0	772,305	1,556,906	0
10. Hospital Patient Days Incurred	655,327	0	619	0	0	0	0	73,194	581,514	0
11. Number of Inpatient Admissions	43,928	0	194	0	0	0	0	9,225	34,509	0
12. Health Premiums Written (a)	834,816,166	398,230	33,043,364	0	0	0	0	291,396,466	509,978,106	0
13. Life Premiums Direct	0	0	0	0	0	0	0	0	0	0
14. Property/Casualty Premiums Written	0	0	0	0	0	0	0	0	0	0
15. Health Premiums Earned	832,110,074	398,230	31,997,706	0	0	0	0	289,736,032	509,978,106	0
16. Property/Casualty Premiums Earned	0	0	0	0	0	0	0	0	0	0
17. Amount Paid for Provision of Health Care Services.....	649,218,363	61,102	23,404,872	0	0	0	12,425	216,209,440	409,530,524	0
18. Amount Incurred for Provision of Health Care Services	634,736,230	38,739	21,730,428	0	0	0	10,647	212,274,298	400,682,118	0

(a) For health premiums written: amount of Medicare Title XVIII exempt from state taxes or fees \$291,396,466

UNDERWRITING AND INVESTMENT EXHIBIT

ANALYSIS OF CLAIMS UNPAID - PRIOR YEAR - NET OF REINSURANCE

Line of Business	Claims Paid Year to Date		Liability End of Current Quarter		5 Claims Incurred in Prior Years (Columns 1 + 3)	6 Estimated Claim Reserve and Claim Liability December 31 of Prior Year
	1 On Claims Incurred Prior to January 1 of Current Year	2 On Claims Incurred During the Year	3 On Claims Unpaid Dec. 31 of Prior Year	4 On Claims Incurred During the Year		
1. Comprehensive (hospital and medical)	6,982,378	16,478,661	1,053,568	9,411,889	8,035,946	12,067,958
2. Medicare Supplement	0	0	0	0	0	0
3. Dental Only	0	0	0	0	0	0
4. Vision Only	0	0	0	0	0	0
5. Federal Employees Health Benefits Plan	12,426	0	(20,830)	0	(8,404)	(17,606)
6. Title XVIII - Medicare	33,187,176	182,487,911	19,888,467	79,957,467	53,075,643	102,059,460
7. Title XIX - Medicaid	127,791,144	279,809,660	44,621,513	134,325,860	172,412,657	187,221,504
8. Other health	0	0	0	0	0	0
9. Health subtotal (Lines 1 to 8)	167,973,124	478,776,232	65,542,718	223,695,216	233,515,842	301,331,316
10. Healthcare receivables (a)	38,476,502	22,762,990	0	13,580,592	38,476,502	74,135,075
11. Other non-health	0	0	0	0	0	0
12. Medical incentive pools and bonus amounts	2,469,007	0	5,106,369	2,361,113	7,575,376	9,171,224
13. Totals (Lines 9-10+11+12)	131,965,629	456,013,242	70,649,087	212,475,737	202,614,716	236,367,465

(a) Excludes \$ 277,500 loans or advances to providers not yet expensed.

NOTES TO FINANCIAL STATEMENTS

1. SUMMARY OF SIGNIFICANT ACCOUNTING POLICIES AND GOING CONCERN

UnitedHealthcare Plan of the River Valley, Inc. (the "Company"), had a contract with the State of Iowa, Department of Human Services ("IA DHS"), to deliver high quality health care services for the Iowa Health Link, which includes Hawk-i (a program for uninsured children) eligible beneficiaries in Iowa. This contract was discontinued effective June 30, 2019, with all impacted members transitioned to the remaining carriers with a July 1, 2019 effective date. This contract represented 47.9% of total direct premiums written as of June 30, 2019. The Company also had contracts with IA DHS to administer the Graduate Medical Education Program ("GME") and University of Iowa Health Care Physician Supplemental Program ("UIHCP") pass-through programs (see Note 18), which were also discontinued on June 30, 2019.

A. Accounting Practices

The statutory basis financial statements of the Company are presented on the basis of accounting practices prescribed and permitted by the Illinois Department of Insurance ("IDOI").

The IDOI recognizes only statutory accounting practices prescribed or permitted by the State of Illinois ("State"), for determining and reporting the financial condition and results of operations of a health maintenance organization, for determining its solvency under Illinois Insurance Law. The State prescribes the use of the National Association of Insurance Commissioners' ("NAIC") Accounting Practices and Procedures manual ("NAIC SAP") in effect for the accounting periods covered in the statutory basis financial statements.

No significant differences exist between the practices prescribed or permitted by the State and the NAIC SAP which materially affect the statutory basis net income and capital and surplus, as illustrated in the table below:

	SSAP #	F/S Page #	F/S Line #	March 31, 2020	December 31, 2019
Net Income					
(1) Company state basis (Page 4, Line 32, Columns 2 & 4)	XXX	XXX	XXX	\$ 3,113,307	\$ 157,573,036
(2) State prescribed practices that are an increase/(decrease) from NAIC SAP: Not Applicable				-	-
(3) State permitted practices that are an increase/(decrease) from NAIC SAP: Not Applicable				-	-
(4) NAIC SAP (1 - 2 - 3 = 4)	XXX	XXX	XXX	<u>\$ 3,113,307</u>	<u>\$ 157,573,036</u>
Capital and Surplus					
(5) Company state basis (Page 3, Line 33, Columns 3 & 4)	XXX	XXX	XXX	\$ 618,659,722	\$ 615,878,537
(6) State prescribed practices that are an increase/(decrease) from NAIC SAP: Not Applicable				-	-
(7) State permitted practices that are an increase/(decrease) from NAIC SAP: Not Applicable				-	-
(8) NAIC SAP (5 - 6 - 7 = 8)	XXX	XXX	XXX	<u>\$ 618,659,722</u>	<u>\$ 615,878,537</u>

B. Use of Estimates in the Preparation of the Statutory Basis Financial Statements

No significant change.

C. Accounting Policy

- (1) No significant change.
- (2) The Company does not have any mandatory convertible securities or Securities Valuation Office of the NAIC identified funds (i.e.: exchange traded funds or bond mutual funds) in its bond portfolio.
- (3-5) No significant change.

- (6) U.S. government and agency securities and corporate debt securities include loan-backed securities (mortgage-backed securities and asset-backed securities), which are valued using the retrospective adjustment methodology. Prepayment assumptions for the determination of the book/adjusted carrying value, commonly referred to as amortized cost, of loan-backed securities are based on a three-month constant prepayment rate history obtained from external data source vendors. The Company's investment policy limits investments in nonagency residential mortgage-backed securities, including home equity and sub-prime mortgages, to 10% of total cash and invested assets. Total combined investments in mortgage-backed securities and asset-backed securities cannot exceed more than 30% of total cash and invested assets.

(7–13) No significant change.

D. Going Concern

The Company has the ability and will continue to operate for a period of time sufficient to carry out its commitments, obligations and business objectives.

2. ACCOUNTING CHANGES AND CORRECTION OF ERRORS

No significant change.

3. BUSINESS COMBINATIONS AND GOODWILL

A–D. No significant change.

4. DISCONTINUED OPERATIONS

The Company did not have any discontinued operations disposed of or classified as held for sale during 2020 and 2019. However effective June 30, 2019, the Iowa Health Link, which includes Hawk-I, contract was discontinued with all impacted members transitioned to the remaining carriers with a July 1, 2019 effective date. This contract represented 47.9% of total direct premiums written as of June 30, 2019.

A. Discontinued Operation Disposed of or Classified as Held for Sale

(1–4) No significant change.

B. Change in Plan of Sale of Discontinued Operations — Not applicable.

C. Nature of any Significant Continuing Involvement with Discontinued Operations after Disposal — Not applicable.

D. Equity Interest Retained in the Discontinued Operation after Disposal — Not applicable.

5. INVESTMENTS

A. Mortgage Loans, including Mezzanine Real Estate Loans

Not applicable.

B. Debt Restructuring

Not applicable.

C. Reverse Mortgages

Not applicable.

D. Loan-Backed Securities

(1) U.S. government and agency securities and corporate debt securities include loan-backed securities (mortgage-backed securities and asset-backed securities), which are valued using the retrospective adjustment methodology. Prepayment assumptions for the determination of the book/adjusted carrying value, commonly referred to as amortized cost, of loan-backed securities are based on a three-month constant prepayment rate history obtained from external data source vendors.

(2) The Company did not recognize any other-than-temporary impairments ("OTTIs") on loan-backed securities as of March 31, 2020.

(3) The Company did not have any loan-backed securities with OTTIs to report by CUSIP as of March 31, 2020.

- (4) The following table illustrates the fair value, gross unrecognized unrealized losses, and length of time that the loan-backed securities have been in a continuous unrecognized unrealized loss position as of March 31, 2020 and December 31, 2019:

	March 31, 2020
The aggregate amount of unrealized losses:	
1. Less than 12 months	\$ 336,233
2. 12 months or longer	20,703
The aggregate related fair value of securities with unrealized losses:	
1. Less than 12 months	37,943,526
2. 12 months or longer	1,012,019
	December 31, 2019
The aggregate amount of unrealized losses:	
1. Less than 12 months	\$ 20,272
2. 12 months or longer	181,217
The aggregate related fair value of securities with unrealized losses:	
1. Less than 12 months	16,180,951
2. 12 months or longer	21,872,053

- (5) The Company believes that it will collect the timely principal and interest due on its debt securities that have an amortized cost in excess of fair value. The unrealized losses were primarily caused by interest rate changes and not by unfavorable changes in the credit quality associated with these securities that impacted the assessment on collectability of principle and interest. At each reporting period, the Company evaluates available-for-sale debt securities for any credit-related impairment when the fair value of the investment is less than its amortized cost. The Company evaluated the expected cash flows, the underlying credit quality and credit ratings of the issuers, and the potential economic impacts of COVID-19 on the issuers, noting no significant credit deterioration since purchase. As of March 31, 2020, the Company did not have the intent to sell any of the available-for-sale debt securities in an unrealized loss position. Therefore, the Company believes these losses to be temporary.

E. Dollar Repurchase Agreements and/or Securities Lending Transactions — Not applicable.

F. Repurchase Agreements Transactions Accounted for as Secured Borrowing — Not applicable.

G. Reverse Repurchase Agreements Transactions Accounted for as Secured Borrowing — Not applicable.

H. Repurchase Agreements Transactions Accounted for as a Sale — Not applicable.

I. Reverse Repurchase Agreements Transactions Accounted for as a Sale — Not applicable.

J. Real Estate — Not applicable.

K. Low-Income Housing Tax Credits (“LIHTC”)

(1–7) LIHTC investments of \$9,459,093 and \$9,924,596 as of March 31, 2020 and December 31, 2019, respectively, are included in other invested assets in the statutory basis statements of admitted assets, liabilities, and capital and surplus. The Company has no corresponding liability as of March 31, 2020 and December 31, 2019, for future capital contributions. The number of remaining years of unexpired tax credits is four and the required holding period for the LIHTC investments is nine years. The LIHTC investments are not currently subject to any regulatory reviews. The Company did not recognize any impairment losses, write-downs, or reclassifications during the three months ended March 31, 2020 and the year ended December 31, 2019.

L. Restricted Assets — No significant change.

M. Working Capital Finance Investments — Not applicable.

N. Offsetting and Netting of Assets and Liabilities

The Company does not have any offsetting or netting of assets and liabilities as it relates to derivatives, repurchase and reverse repurchase agreements, and securities borrowing and securities lending activities.

O. 5GI Securities

The Company does not have any investments with an NAIC designation of 5GI as of March 31, 2020 and December 31, 2019.

P. Short Sales — Not applicable.

Q. Prepayment Penalty and Acceleration Fees

No significant change.

6. JOINT VENTURES, PARTNERSHIPS, AND LIMITED LIABILITY COMPANIES

A–B. No significant change.

7. INVESTMENT INCOME

A–B. No significant change.

8. DERIVATIVE INSTRUMENTS

A–B. Not applicable.

9. INCOME TAXES

A–C. No significant change.

D. The ratio between the provision for federal income taxes incurred and net income before federal income taxes and net realized capital gains has changed from the prior year primarily due to the annual health insurer fee (“HIF”) under Section 9010 of the Patient Protection and Affordable Care Act. In 2020, the HIF is included in the statutory basis statements of operations, but is non-deductible for income tax purposes. The Company was required to expense 100% of the estimated annual fee on January 1, 2020. The Company’s estimated HIF expense is \$68,238,969 in 2020 which will be paid in September 2020. Due to the moratorium in 2019, there was no HIF included in the 2019 statutory basis statements of operations.

E–I. No significant change.

10. INFORMATION CONCERNING PARENT, SUBSIDIARIES, AND AFFILIATES

A–O. Material Related Party Transactions

The Company has a subordinated revolving credit agreement with United HealthCare Services, Inc. (“UHS”) at an interest rate of London InterBank Offered Rate plus a margin of 0.50%. Under this agreement, UHS can borrow money on a short-term basis from the Company. The aggregate principal amount that may be outstanding at any time is the lesser of 3% of the Company's admitted assets or 25% of the Company's policyholder surplus as of the preceding December 31. The Company received approval from the IDOI to admit any outstanding receivable at the end of each reporting period pursuant to this agreement. As of March 31, 2020, the outstanding balance under this agreement is \$33,000,000, which is included in Note Receivable in the statutory basis statements of admitted assets, liabilities, and capital and surplus.

11. DEBT

A–B. The Company had no outstanding debt with third-parties or outstanding Federal Home Loan Bank agreements during 2020 and 2019.

12. RETIREMENT PLANS, DEFERRED COMPENSATION, POSTEMPLOYMENT BENEFITS AND COMPENSATED ABSENCES, AND OTHER POSTRETIREMENT BENEFIT PLANS

A–I. The Company has no defined benefit plans, defined contribution plans, multiemployer plans, consolidated/holding company plans, postemployment benefits, and compensated absences plans and is not impacted by the Medicare Modernization Act on postretirement benefits, since all personnel are employees of UHS, which provides services to the Company under the terms of a management agreement (the “Agreement”).

13. CAPITAL AND SURPLUS, SHAREHOLDERS’ DIVIDEND RESTRICTIONS, AND QUASI-REORGANIZATIONS

(1–13) No significant change.

14. LIABILITIES, CONTINGENCIES AND ASSESSMENTS

A–F. No significant change.

15. LEASES

A–B. No significant change.

16. INFORMATION ABOUT FINANCIAL INSTRUMENTS WITH OFF-BALANCE-SHEET RISK AND FINANCIAL INSTRUMENTS WITH CONCENTRATIONS OF CREDIT RISK

(1-4) No significant change.

17. SALE, TRANSFER, AND SERVICING OF FINANCIAL ASSETS AND EXTINGUISHMENTS OF LIABILITIES**A-C.** The Company did not participate in any transfers of receivables, financial assets, or wash sales as of March 31, 2020 or December 31, 2019.**18. GAIN OR LOSS TO THE REPORTING ENTITY FROM UNINSURED PLANS AND THE UNINSURED PORTION OF PARTIALLY INSURED PLANS****A. ASO Plans**

The Company has an Administrative Services Only Contract ("ASO") with the State of Tennessee Bureau of TennCare ("TennCare") for the Employment and Community First ("ECF") product for which the TennCare retains all of the health care service risk, while the Company assumes the administrative risk. The Company has recorded receivables for amounts due from TennCare for administrating the ECF benefit of \$497,200 and \$482,400 at March 31, 2020 and December 31, 2019, respectively, which are included in amounts receivable relating to uninsured plans in the statutory basis statements of admitted assets, liabilities, and capital and surplus. The Company's liability for premium taxes payable on the ECF activity of \$207,007 and \$699,561 at March 31, 2020 and December 31, 2019, respectively, is included in general expenses due or accrued in the statutory basis statements of admitted assets, liabilities, and capital and surplus.

The net gain from operations of the uninsured portion of ASO uninsured plans and the uninsured portion of partially insured plans are as follows:

	March 31, 2020		
	ASO Uninsured Plans	Uninsured Portion of Partially Insured Plans	Total ASO
a. Net reimbursement for administrative expenses (including administrative fees) in excess of actual expenses	\$ 702,682	\$ -	\$ 702,682
b. Total net other income or expenses (including interest paid to or received from plans)	-	-	-
c. Net gain (loss) from operations	702,682	-	702,682
d. Total claim payment volume	2,650,217	-	2,650,217
	December 31, 2019		
	ASO Uninsured Plans	Uninsured Portion of Partially Insured Plans	Total ASO
a. Net reimbursement for administrative expenses (including administrative fees) in excess of actual expenses	\$ 2,962,632	\$ -	\$ 2,962,632
b. Total net other income or expenses (including interest paid to or received from plans)	-	-	-
c. Net gain (loss) from operations	2,962,632	-	2,962,632
d. Total claim payment volume	7,830,223	-	7,830,223

B. The Company has no operations from Administrative Services Contracts.

C. Medicare or Other Similarly Structured Cost Based Reimbursement Contract

The Medicare Part D program is a partially insured plan. The Company recorded a receivable in amounts receivable relating to uninsured plans in the statutory basis statements of admitted assets, liabilities, and capital and surplus of \$11,262,589 and \$14,298,736 as of March 31, 2020 and December 31, 2019, respectively, for cost reimbursement under the Medicare Part D program for the catastrophic reinsurance and low-income member cost-sharing subsidies. The Company also recorded a payable of \$64,481 and \$53,918 as of March 31, 2020 and December 31, 2019, respectively, for the Medicare Part D Coverage Gap Discount Program in liability for amounts held under uninsured plans, in the statutory basis statements of admitted assets, liabilities, and capital and surplus.

The Company participates in administering the payments for TennCare's pharmaceutical benefit program. There is no risk to the Company as a result of these transactions. The Company recorded a premium tax receivable from TennCare of \$5,575,370 and \$5,373,390 and a corresponding premium tax payable of \$5,575,370 and \$5,373,390 as of March 31, 2020 and December 31, 2019, respectively, which is included in amounts receivable relating to uninsured plans and general expenses due or accrued, respectively, in the statutory basis statements of admitted assets, liabilities, and capital and surplus.

TennCare administers enhanced rate payments for the TennCare to administer the Emergency Medical Services ("EMS"), ECF, Patient Centered Medical Home ("PCMH"), Hospital Directed Payments ("HDP"), Medical Therapy Management ("MTM"), Physician Service ("PHY"), and Health Links ("HL") pass-through programs through non-risk reconciled payments. The acute benefits for EMS, PCMH, HDP, MTM, PHY, and HL are included in the TennCare's capitation rate. The state-directed PCMH enhanced payments are reimbursed outside of the monthly capitation rates. The Company subsequently remits payment at agreed upon intervals based on a detailed listing provided by TennCare. There is no risk to the Company as any excess or shortfall is 100% remitted or received back from the state. A receivable of \$0 and \$4,530,857, and a payable of \$48,185,020 and \$47,508,628 as of March 31, 2020 and December 31, 2019, respectively, related to the enhanced rate payments are included in amounts receivable relating to uninsured plans and liability for amounts held under uninsured plans, respectively, in the statutory basis statements of admitted assets, liabilities, and capital and surplus.

Prior to the contract discontinuance (see Note 1), the IA DHS had elected to administer enhanced rate payments for the GME and the UIHCP programs through non-risk reconciled payments. The IA DHS capitation rate was inclusive of the enhanced rate and the Company subsequently remits payment at agreed upon intervals to the GME and the UIHCP programs based on a detailed listing provided by the IA DHS. There is no risk to the Company as any excess or shortfall is 100% remitted or received back from the state. A payable of \$142,245 and \$147,407 as of March 31, 2020 and December 31, 2019, respectively, related to rate enhanced payments is included in liability for amounts held under uninsured plans in the statutory basis statements of admitted assets, liabilities, and capital and surplus.

Prior to the contract discontinuance (see Note 1), the Company had an agreement with IA DHS for hemophilia prescription drugs. IA DHS reimbursed the Company for all blood factor hemophilia prescription costs. There is no risk to the Company as all claims are 100% reimbursed by the state pursuant to the agreement. The Company has recorded a receivable for reimbursement due from IA DHS for these costs of \$9,313,640 and \$9,313,640 as of March 31, 2020 and December 31, 2019, respectively, which is included in amounts receivable relating to uninsured plans in the statutory basis statements of admitted assets, liabilities, and capital and surplus.

19. DIRECT PREMIUM WRITTEN/PRODUCED BY MANAGING GENERAL AGENTS/THIRD-PARTY ADMINISTRATORS

No significant change.

20. FAIR VALUE MEASUREMENTS

The NAIC SAP defines fair value, establishes a framework for measuring fair value, and outlines the disclosure requirements related to fair value measurements. The fair value hierarchy is as follows:

Level 1 — Quoted (unadjusted) prices for identical assets in active markets.

Level 2 — Other observable inputs, either directly or indirectly, including:

- Quoted prices for similar assets in active markets;
- Quoted prices for identical or similar assets in nonactive markets (few transactions, limited information, noncurrent prices, high variability over time, etc.);
- Inputs other than quoted prices that are observable for the asset (interest rates, yield curves, volatilities, default rates, etc.);
- Inputs that are derived principally from or corroborated by other observable market data.

Level 3 — Unobservable inputs that cannot be corroborated by observable market data.

The estimated fair values of bonds, cash equivalents, and short-term investments are based on quoted market prices, where available. The Company obtains one price for each security primarily from a third-party pricing service (“pricing service”), which generally uses quoted prices or other observable inputs for the determination of fair value. The pricing service normally derives the security prices through recently reported trades for identical or similar securities, making adjustments through the reporting date based upon available observable market information. For securities not actively traded, the pricing service may use quoted market prices of comparable instruments or discounted cash flow analyses, incorporating inputs that are currently observable in the markets for similar securities. Inputs that are often used in the valuation methodologies include, but are not limited to, non-binding broker quotes, benchmark yields, credit spreads, default rates and prepayment speeds. As the Company is responsible for the determination of fair value, it performs quarterly analyses on the prices received from the pricing service to determine whether the prices are reasonable estimates of fair value. Specifically, the Company compares the prices received from the pricing service to a secondary pricing source; prices reported by its custodian, its investment consultant and third-party investment advisors. Additionally, the Company compares changes in the reported market values and returns to relevant market indices to test the reasonableness of the reported prices. The Company’s internal price verification procedures and review of fair value methodology documentation provided by independent pricing services have not historically resulted in an adjustment in the prices obtained from the pricing service.

In instances in which the inputs used to measure fair value fall into different levels of the fair value hierarchy, the fair value measurement has been determined based on the lowest-level input that is significant to the fair value measurement in its entirety. The Company’s assessment of the significance of a particular item to the fair value measurement in its entirety requires judgment, including the consideration of inputs specific to the asset or liability.

A. Fair Value

(1) Fair Value Measurements at Reporting Date

The following tables present information about the Company’s financial assets that are measured and reported at fair value at March 31, 2020 and December 31, 2019, in the statutory basis statements of admitted assets, liabilities, and capital and surplus according to the valuation techniques the Company used to determine their fair values:

Description for Each Class of Asset or Liability	March 31, 2020				Total
	(Level 1)	(Level 2)	(Level 3)	Net Asset Value (NAV)	
a. Assets at fair value:					
Perpetual preferred stock:					
Industrial and misc	\$ -	\$ -	\$ -	\$ -	\$ -
Parent, subsidiaries, and affiliates	-	-	-	-	-
Total perpetual preferred stocks	-	-	-	-	-
Bonds:					
U.S. governments	-	-	-	-	-
Industrial and misc	-	-	-	-	-
Hybrid securities	-	-	-	-	-
Parent, subsidiaries, and affiliates	-	-	-	-	-
Total bonds	-	-	-	-	-
Common stock:					
Industrial and misc	-	-	-	-	-
Parent, subsidiaries, and affiliates	-	-	-	-	-
Total common stock	-	-	-	-	-
Derivative assets:					
Interest rate contracts	-	-	-	-	-
Foreign exchange contracts	-	-	-	-	-
Credit contracts	-	-	-	-	-
Commodity futures contracts	-	-	-	-	-
Commodity forward contracts	-	-	-	-	-
Total derivatives	-	-	-	-	-
Money-market funds	202,353,847	-	-	-	202,353,847
Separate account assets	-	-	-	-	-
Total assets at fair value/NAV	<u>\$ 202,353,847</u>	<u>\$ -</u>	<u>\$ -</u>	<u>\$ -</u>	<u>\$ 202,353,847</u>
b. Liabilities at fair value:					
Derivative liabilities	\$ -	\$ -	\$ -	\$ -	\$ -
Total liabilities at fair value	<u>\$ -</u>	<u>\$ -</u>	<u>\$ -</u>	<u>\$ -</u>	<u>\$ -</u>

STATEMENT AS OF MARCH 31, 2020 OF THE UnitedHealthcare Plan of the River Valley, Inc.

Description for Each Class of Asset or Liability	December 31, 2019				Total
	(Level 1)	(Level 2)	(Level 3)	Net Asset Value (NAV)	
a. Assets at fair value:					
Perpetual preferred stock:					
Industrial and misc	\$ -	\$ -	\$ -	\$ -	\$ -
Parent, subsidiaries, and affiliates	-	-	-	-	-
Total perpetual preferred stocks	-	-	-	-	-
Bonds:					
U.S. governments	-	-	-	-	-
Industrial and misc	-	-	-	-	-
Hybrid securities	-	-	-	-	-
Parent, subsidiaries, and affiliates	-	-	-	-	-
Total bonds	-	-	-	-	-
Common stock:					
Industrial and misc	-	-	-	-	-
Parent, subsidiaries, and affiliates	-	-	-	-	-
Total common stock	-	-	-	-	-
Derivative assets:					
Interest rate contracts	-	-	-	-	-
Foreign exchange contracts	-	-	-	-	-
Credit contracts	-	-	-	-	-
Commodity futures contracts	-	-	-	-	-
Commodity forward contracts	-	-	-	-	-
Total derivatives	-	-	-	-	-
Money-market funds	71,314,206	-	-	-	71,314,206
Separate account assets	-	-	-	-	-
Total assets at fair value/NAV	<u>\$ 71,314,206</u>	<u>\$ -</u>	<u>\$ -</u>	<u>\$ -</u>	<u>\$ 71,314,206</u>
b. Liabilities at fair value:					
Derivative liabilities	\$ -	\$ -	\$ -	\$ -	\$ -
Total liabilities at fair value	<u>\$ -</u>	<u>\$ -</u>	<u>\$ -</u>	<u>\$ -</u>	<u>\$ -</u>

- (2) The Company does consider its investments in LIHTC investments as a Level 3 investment as there is no readily available market. As a result, these investments are recorded and reported at book/adjusted carrying value of \$9,459,093 and \$9,924,596 as of March 31, 2020 and December 31, 2019, respectively.
- (3) Transfers between fair value hierarchy levels, if any, are recorded as of the beginning of the reporting period in which the transfer occurs. There were no transfers between Levels 1, 2, or 3 of any financial assets or liabilities during the three months ended March 31, 2020 and the year ended December 31, 2019
- (4) **Investments** — Fair values of debt securities are based on quoted market prices, where available. The Company obtains one price for each security primarily from a pricing service, which generally uses quoted prices or other observable inputs for the determination of fair value. The pricing service normally derives the security prices through recently reported trades for identical or similar securities, and, if necessary, makes adjustments through the reporting date based upon available observable market information. For securities not actively traded, the pricing service may use quoted market prices of comparable instruments or discounted cash flow analyses, incorporating inputs that are currently observable in the markets for similar securities. Inputs that are often used in the valuation methodologies include, but are not limited to, benchmark yields, credit spreads, default rates, prepayment speeds and non-binding broker quotes. As the Company is responsible for the determination of fair value, it performs quarterly analyses on the prices received from the pricing service to determine whether the prices are reasonable estimates of fair value. Specifically, the Company compares the prices received from the pricing service to prices reported by a secondary pricing source, such as its custodian, its investment consultant and third-party investment advisors. Additionally, the Company compares changes in the reported market values and returns to relevant market indices to test the reasonableness of the reported prices. The Company's internal price verification procedures and reviews of fair value methodology documentation provided by independent pricing services have not historically resulted in adjustment in the prices obtained from the pricing service.

LIHTC Investments — The Company does consider its investments in LIHTC investments as a Level 3 investment even though no market valuation adjustment was required as of March 31, 2020 and December 31, 2019. As a result, these investments are excluded from being presented as a Level 3 security in the financial hierarchy tables. As there is no readily available market, these securities are recorded and reported at book/adjusted carrying value and considered held to maturity as they will not be sold. Should any contractual breakage occur that jeopardizes the ability to receive the tax credits associated with these securities, impairments will be recognized. As of March 31, 2020, all of these investments are performing in accordance with their original contract terms.

(5) The Company has no derivative assets and liabilities to disclose.

B. Fair Value Combination — Not applicable.

C. Aggregate Fair Value Hierarchy

The aggregate fair value by hierarchy of all financial instruments as of March 31, 2020 and December 31, 2019, is presented in the table below:

Type of Financial Instrument	March 31, 2020						Net Asset Value (NAV)	Not Practicable (Carrying Value)
	Aggregate Fair Value	Admitted Assets	(Level 1)	(Level 2)	(Level 3)			
U.S. government and agency securities	\$ 239,465,561	\$ 231,218,745	\$ 126,211,557	\$ 113,254,004	\$ -	\$ -	\$ -	
State and agency municipal securities	54,275,297	53,035,361	-	54,275,297	-	-	-	
City and county municipal securities	74,551,564	72,854,050	-	74,551,564	-	-	-	
Corporate debt securities	302,873,166	302,171,590	6,501,144	296,372,022	-	-	-	
Cash equivalents	202,353,847	202,353,847	202,353,847	-	-	-	-	
Other invested assets	9,459,093	9,459,093	-	-	9,459,093	-	-	
Total bonds, short-term investments, cash equivalents, and other invested assets	<u>\$ 882,978,528</u>	<u>\$ 871,092,686</u>	<u>\$ 335,066,548</u>	<u>\$ 538,452,887</u>	<u>\$ 9,459,093</u>	<u>\$ -</u>	<u>\$ -</u>	

Type of Financial Instrument	December 31, 2019						Net Asset Value (NAV)	Not Practicable (Carrying Value)
	Aggregate Fair Value	Admitted Assets	(Level 1)	(Level 2)	(Level 3)			
U.S. government and agency securities	\$ 238,015,673	\$ 235,276,921	\$ 122,194,566	\$ 115,821,107	\$ -	\$ -	\$ -	
State and agency municipal securities	58,368,364	56,565,116	-	58,368,364	-	-	-	
City and county municipal securities	69,509,423	67,006,030	-	69,509,423	-	-	-	
Corporate debt securities	309,353,684	301,855,288	3,387,378	305,966,306	-	-	-	
Cash equivalents	76,062,090	76,062,090	76,062,090	-	-	-	-	
Other invested assets	9,924,596	9,924,596	-	-	9,924,596	-	-	
Total bonds, short-term investments, cash equivalents, and other invested assets	<u>\$ 761,233,830</u>	<u>\$ 746,690,041</u>	<u>\$ 201,644,034</u>	<u>\$ 549,665,200</u>	<u>\$ 9,924,596</u>	<u>\$ -</u>	<u>\$ -</u>	

D. Not Practicable to Estimate Fair Value — Not applicable.

E. Investments Measured Using the NAV Practical Expedient – Not applicable.

21. OTHER ITEMS

The Company recorded receivables related to retroactive policies and estimated withholds of \$73,420,502 as of December 31, 2019 for the TennCare Medicaid and CHOICES products. As of March 30, 2020, the Company has collected \$74,920,957 related to retroactive policies and estimated withholds related to these prior year balances for Medicaid and CHOICES. Additionally, TennCare performed a 5 year look-back and recouped \$304,131 related to retroactive policies and estimated withholds related to these prior year balances for Medicaid and CHOICES. Currently, there are no accruals for TennCare retroactive receivables and estimated withholds for Medicaid and CHOICES remaining for the prior year. These amounts are included in premiums and considerations in the statutory basis financial statements as of March 31, 2020 and December 31, 2019.

The Company has recorded payables for estimated recoupments of \$11,247,980 for TennCare Medicaid and CHOICES, net as of December 31, 2019. As of March 31, 2020, \$2,939,610 has been recouped related to these prior year balances for Medicaid and CHOICES, net. Currently, there is \$9,436,054 estimated recoupments for Medicaid and CHOICES, net, remaining for the prior year. These amounts are included in aggregate health policy reserves in the statutory basis financial statements as of March 31, 2020 and December 31, 2019.

The Company continues to refine the estimated recoupments on the CHOICES product. The impact of further refining the estimates due to updated information and additional history with the CHOICES product could result in adjustments to the amounts previously reported as net premium income. However, the Company is unable to accurately estimate the financial impact of the change at this time and any change would be reflected in operating results in the period in which the change in the estimate is identified.

COVID-19 Trends and Uncertainties

The COVID-19 pandemic is rapidly evolving and the ultimate impact on our business, statutory basis results of operations, financial condition and cash flows is uncertain and difficult to predict. We have expanded benefit coverage in areas such as COVID-19 testing and treatment, telemedicine, and pharmacy benefits; offered additional enrollment opportunities to those who previously declined employer-sponsored offerings; extended certain premium payment terms for customers experiencing financial hardship; simplified administrative practices; and began accelerating payments to care providers, all with the aim of assisting our customers, providers and members in addressing the COVID-19 crisis. Potential economic costs, including cost of care and loss of commercial membership due to higher rates of unemployment, may initially be more than offset by temporary deferrals of elective care and increased membership in Medicaid and individual programs. Following the crisis, consumer demand for care is expected to return, resulting in potentially increased future medical costs. Depending on the pacing and intensity of the virus, as well as the duration of policies and initiatives to address COVID-19, such as stay-at-home and social distancing guidelines, the ultimate impact is uncertain.

A-I. No significant change.

22. EVENTS SUBSEQUENT

Subsequent events have been evaluated through May 14, 2020, which is the date these statutory basis financial statements were available for issuance.

TYPE I — Recognized Subsequent Events

Any material Type I events subsequent to March 30, 2020 have been recognized in the statutory basis financial statements and corresponding disclosures.

TYPE II — Non-Recognized Subsequent Events

Pursuant to the subordinated revolving credit agreement with UHS (see Note 10), the Note Receivable of \$33,000,000 including interest totaling \$33,003,695 was repaid to the Company on April 3, 2020.

There are no other material non-recognized Type II events that require disclosure.

23. REINSURANCE

A-D. No significant change.

24. RETROSPECTIVELY RATED CONTRACTS AND CONTRACTS SUBJECT TO REDETERMINATION

A-B. No significant change.

C. Pursuant to the Affordable Care Act ("ACA"), the Company's commercial business is subject to retrospectively rated features based on the actual medical loss ratios experienced on the commercial lines of business and redetermination features for premium adjustments for changes to each member's health scores based on guidelines determined by the ACA. The total amount of direct premiums written for the commercial lines of business subject to the retrospectively rated and redetermination features was \$33,043,364 and \$136,385,907, representing 4.0% and 2.9% of total direct premiums written as of March 31, 2020 and December 31, 2019, respectively.

Pursuant to the ACA, the Company's Medicare business is subject to retrospectively rated features based on the actual medical loss ratios experienced on the Medicare line of business and redetermination features for premium adjustments for changes to each member's health scores based on guidelines determined by Centers for Medicare and Medicaid Services ("CMS"). The formula is calculated pursuant to the ACA guidance. The total amount of direct premiums written for the Medicare line of business for which a portion is subject to the retrospectively rated and redetermination features was \$291,396,466 and \$1,044,865,169, representing 34.9% and 22.4% of total direct premiums written as of March 31, 2020 and December 31, 2019, respectively.

The Company has Medicare Part D risk-corridor amounts from CMS which are subject to a retrospectively rated feature related to Part D premiums. The Company has estimated accrued retrospective premiums related to certain Part D premiums based on guidelines determined by CMS. The formula is tiered and based on the bid medical loss ratio. The amount of Medicare Part D direct premiums written subject to the retrospectively rated feature was \$12,092,670 and \$58,000,780, representing 1.4% and 1.2% of total direct premiums written as of March 31, 2020 and December 31, 2019, respectively.

The Company has a contract with Ankeny Community School District that includes a retrospective premium feature. The Company is subject to premium adjustments based on a medical target. The amount of direct premiums written subject to retrospective rating was \$3,826,411 and \$15,510,477 representing 0.5% and 0.3% of total direct premiums written as of March 31, 2020 and December 31, 2019, respectively.

CMS has released the final Medicaid Managed Care Rule which is subject to each State's administration elections. This rule is the first major update to the Medicaid Managed Care regulations in more than a decade. Many items including a minimum loss ratio requirement were implemented for contracts with an effective date starting on or after July 1, 2017 while other elements of the regulation will be implemented over the following decade. Pursuant to the regulations, for contracts effective on or after July 1, 2017 premiums associated with the Company's Medicaid line of business is subject to retrospectively rated features based on the actual medical loss ratios experienced on this product. The calculation is pursuant to the Medicaid Managed Care guidance. Effective June 30, 2019, the IA DHS contract was discontinued and the Company no longer has direct written premiums pursuant to this contract subject to the Medicaid Managed Care Rule. The total amount of direct premiums written/run-out premiums for the Medicaid line of business, including the Children's Health Insurance Program ("CHIP") for which a portion is subject to the retrospectively rated features was \$510,376,336 and \$3,483,357,809, representing 61.1% and 74.7% of total direct premiums written as of March 31, 2020 and December 31, 2019, respectively.

the Company records risk adjusted rates and withhold adjustments related to TennCare which include redetermination features. The total amount of direct premiums written for the TennCare Medicaid line of business for which a portion is subject to these redetermination features was \$504,750,369 and \$1,971,817,277 representing 60.5% and 42.3% of total direct premiums written as of March 31, 2020 and December 31, 2019, respectively.

Prior to the contract discontinuance (see Note 1), the Company recorded risk adjusted rates and withhold adjustments related to IA DHS and provided Home Based Habilitation services to eligible members which include redetermination features. The total amount of direct runout premiums/premiums written for the IA DHS Medicaid line of business, including CHIP, for which a portion is subject to these redetermination features was \$5,625,967 and \$1,511,540,532, representing 0.7% and 32.4% of total direct premiums written as of March 31, 2020 and December 31, 2019, respectively.

- D.** The Company is required to maintain specific minimum loss ratios on the comprehensive commercial and Medicare lines of business.

The following table discloses the minimum medical loss ratio rebate liability for the comprehensive commercial and Medicare lines of business which is included in aggregate health policy reserves in the statutory basis statements of admitted assets, liabilities, and capital and surplus for the three months ended March 31, 2020 and the year ended December 31, 2019:

	1 Individual	2 Small Group Employer	3 Large Group Employer	4 Other Categories with Rebates	5 Total
Prior reporting year					
(1) Medical loss ratio rebates incurred	\$ -	\$ 1,132,268	\$ 159,452	\$ -	\$ 1,291,720
(2) Medical loss ratio rebates paid	-	1,434,580	-	45,830,488	47,265,068
(3) Medical loss rebates unpaid	-	-	159,452	-	159,452
(4) Plus reinsurance assumed amounts	XXX	XXX	XXX	XXX	-
(5) Less reinsurance ceded amounts	XXX	XXX	XXX	XXX	-
(6) Rebates unpaid net of reinsurance	XXX	XXX	XXX	XXX	159,452
Current reporting year-to-date					
(7) Medical loss ratio rebates incurred	-	1,160,642	(86,213)	5,565,990	6,640,419
(8) Medical loss ratio rebates paid	-	-	-	-	-
(9) Medical loss rebates unpaid	-	1,160,642	73,239	5,565,990	6,799,871
(10) Plus reinsurance assumed amounts	XXX	XXX	XXX	XXX	-
(11) Less reinsurance ceded amounts	XXX	XXX	XXX	XXX	-
(12) Rebates unpaid net of reinsurance	XXX	XXX	XXX	XXX	6,799,871

Pursuant to the Medicaid Managed Care Rule, based on the State's election the Company is required to maintain specific minimum loss ratios on the Medicaid line of business. The Company's actual medical loss ratios pursuant to the Medicaid Managed Care Rule were in excess of the minimum requirements and, as a result, no minimum loss ratio liability was required as of March 31, 2020 and December 31, 2019, respectively.

E. Risk-Sharing Provisions of the Affordable Care Act

- (1) The Company has accident and health insurance premiums in 2020 and 2019 subject to the risk-sharing provisions of the ACA.

The ACA imposed fees and premium stabilization provisions on health insurance issuers offering comprehensive commercial health insurance. The three premium stabilization programs are commonly referred to as the 3Rs – risk adjustment, reinsurance, and risk corridors.

Risk Adjustment – The permanent risk adjustment program, designed to mitigate the potential impact of adverse selection and provide stability for health insurance issuers, applies to all non-grandfathered plans not subject to transitional relief in the individual and small group markets both inside and outside of the insurance exchanges. The risk adjustments and distributions are calculated using a high-cost risk pool which adds a reinsurance-like element to this program. The operation of the high-cost risk pools exclude a percentage of costs above a threshold level determined by federal regulations. The program operates two national high-cost risk pools, one for individuals and one for small groups. Premium adjustments pursuant to the risk adjustment program are accounted for as premium subject to redetermination and user fees are accounted for as assessments.

Reinsurance – The transitional reinsurance program was designed to protect issuers in the individual market from an expected increase in large claims due to the elimination of preexisting condition limitations. The transitional reinsurance program was effective from 2014 through 2016 and applied to all issuers of major medical commercial products and third party administrators. Contributions attributable to enrollees in ACA compliant individual plans, including program administrative costs, were accounted for as ceded premium and payments received were accounted for as ceded benefit recoveries. The portion of the individual contributions earmarked for the U.S. Treasury was accounted for as an assessment. Contributions made for enrollees in fully insured plans other than ACA compliant individual plans, including program administrative costs and payments to the U.S. Treasury, were treated as assessments.

Risk Corridors – The temporary risk corridors program, designed to provide some aggregate protection against variability for issuers in the individual and small group markets during the period 2014 through 2016, applied to Qualified Health Plans in the individual and small group markets both inside and outside of the insurance exchanges. Premium adjustments pursuant to the risk corridors program were accounted for as premium adjustments for retrospectively rated contracts.

- (2) The following table presents the current year impact of risk-sharing provisions of the ACA on assets, liabilities and operations.

a. Permanent ACA Risk Adjustment Program	March 31, 2020
<u>Assets</u>	
1. Premium adjustments receivable due to ACA Risk Adjustment (including high risk pool payments)	\$ 239,025
<u>Liabilities</u>	
2. Risk adjustment user fees payable for ACA Risk Adjustment	23,313
3. Premium adjustments payable due to ACA Risk Adjustment (including high risk pool premium)	4,488,079
<u>Operations (Revenue & Expense)</u>	
4. Reported as revenue in premium for accident and health contracts (written/collected) due to ACA Risk Adjustment	(1,593,768)
5. Reported in expenses as ACA risk adjustment user fees (incurred/paid)	4,602
b. Transitional ACA Reinsurance Program	
<u>Assets</u>	
1. Amounts recoverable for claims paid due to ACA Reinsurance	\$ -
2. Amounts recoverable for claims unpaid due to ACA Reinsurance (Contra Liability)	-
3. Amounts receivable relating to uninsured plans for contributions for ACA Reinsurance	-
<u>Liabilities</u>	
4. Liabilities for contributions payable due to ACA Reinsurance - not reported as ceded premium	-
5. Ceded reinsurance premiums payable due to ACA Reinsurance	-
6. Liability for amounts held under uninsured plans contributions for ACA Reinsurance	-
<u>Operations (Revenue & Expense)</u>	
7. Ceded reinsurance premiums due to ACA Reinsurance	-
8. Reinsurance recoveries (income statement) due to ACA reinsurance payments or expected payments	-
9. ACA Reinsurance contributions - not reported as ceded premium	-
c. Temporary ACA Risk Corridors Program	
<u>Assets</u>	
1. Accrued retrospective premium due to ACA Risk Corridors	\$ -
<u>Liabilities</u>	
2. Reserve for rate credits or policy experience rating refunds due to ACA Risk Corridors	-
<u>Operations (Revenue & Expense)</u>	
3. Effect of ACA Risk Corridors on net premium income (paid/received)	-
4. Effect of ACA Risk Corridors on change in reserves for rate credits	-

STATEMENT AS OF MARCH 31, 2020 OF THE UnitedHealthcare Plan of the River Valley, Inc.

(3) The following table is a rollforward of the prior year ACA risk-sharing provisions for asset and liability balances, along with reasons for adjustments to prior year balances:

	Accrued During the Prior Year on Business Written before December 31 of the Prior Year		Received or Paid as of the Current Year on Business Written before December 31 of the Prior Year		Differences		Adjustments		Ref	Unsettled Balances as of the Reporting Date	
					Prior Year Accrued Less Payments (Col 1 - 3)	Prior Year Accrued Less Payments (Col 2 - 4)	To Prior Year Balances	To Prior Year Balances		Cumulative Balance from Prior Years (Col 1 - 3 + 7)	Cumulative Balance from Prior Years (Col 2 - 4 + 8)
	1	2	3	4	5	6	7	8		9	10
	Receivable	(Payable)	Receivable	(Payable)	Receivable	(Payable)	Receivable	(Payable)		Receivable	(Payable)
a. Permanent ACA Risk Adjustment Program											
1. Premium Adjustment Receivable (including high risk pool payments)	\$ 607,675	\$ -	\$ -	\$ -	\$ 607,675	\$ -	\$ (435,077)	\$ -	A	\$ 172,598	\$ -
2. Premium Adjustment (Payable) (including high risk pool premium)	-	(3,262,961)	-	-	-	(3,262,961)	-	(668,193)	B	-	(3,931,154)
3. Subtotal ACA Permanent Risk Adjustment Program	607,675	(3,262,961)	-	-	607,675	(3,262,961)	(435,077)	(668,193)		172,598	(3,931,154)
b. Transitional ACA Reinsurance Program											
1. Amounts recoverable for claims paid	-	-	-	-	-	-	-	-	C	-	-
2. Amounts recoverable for claims unpaid (contra liability)	-	-	-	-	-	-	-	-	D	-	-
3. Amounts receivable relating to uninsured plans	-	-	-	-	-	-	-	-	E	-	-
4. Liabilities for contributions payable due to ACA Reinsurance—not reported as ceded premium	-	-	-	-	-	-	-	-	F	-	-
5. Ceded reinsurance premiums payable	-	-	-	-	-	-	-	-	G	-	-
6. Liability for amounts held under uninsured plans	-	-	-	-	-	-	-	-	H	-	-
7. Subtotal ACA Transitional Reinsurance Program	-	-	-	-	-	-	-	-		-	-
c. Temporary ACA Risk Corridors Program											
1. Accrued retrospective premium	-	-	-	-	-	-	-	-	I	-	-
2. Reserve for rate credits or policy experience rating refunds	-	-	-	-	-	-	-	-	J	-	-
3. Subtotal ACA Risk Corridors Program	-	-	-	-	-	-	-	-		-	-
d. Total for ACA Risk-Sharing Provisions	\$ 607,675	\$ (3,262,961)	\$ -	\$ -	\$ 607,675	\$ (3,262,961)	\$ (435,077)	\$ (668,193)		\$ 172,598	\$ (3,931,154)

Explanation of Adjustments

- A The risk adjustment receivable as of March 31, 2020 was adjusted based on estimated state risk transfer factors by risk pool utilizing paid claims through December 31, 2019. The risk adjustment receivable as of December 31, 2018 utilized paid claims through October 31, 2019. The adjustment to the December receivable balance reflects the impact of the additional two months of paid claim information on the expected receivable at the legal entity, state and market level. The risk adjustment receivable was further adjusted based on the estimated impact of 2018 Benefit Year Risk Adjustment Data Validation Adjustments to Risk Adjustment Transfers.
- B The risk adjustment payable as of March 31, 2020 was adjusted based on estimated state risk transfer factors by risk pool utilizing paid claims through December 31, 2019. The risk adjustment payable as of December 31, 2019 utilized paid claims through October 31, 2019. The adjustment to the December payable balance reflects the impact of the additional two months of paid claim information on the expected payable at the legal entity, state and market level. The risk adjustment payable was further adjusted based on the estimated impact of 2018 Benefit Year Risk Adjustment Data Validation Adjustments to Risk Adjustment Transfers.

- C. N/A
- D. N/A
- E. N/A
- F. N/A
- G. N/A
- H. N/A
- I. N/A
- J. N/A

(4) The Company does not have any risk corridor receivables or payables to present in the table below.

	Accrued During the Prior Year on Business Written Before December 31 of the Prior Year		Received or Paid as of the Current Year on Business Written Before December 31 of the Prior Year		Differences		Adjustments		Ref	Unsettled Balances as of the Reporting Date	
					Prior Year Accrued Less Payments (Col 1-3)	Prior Year Accrued Less Payments (Col 2-4)	To Prior Year Balances	To Prior Year Balances		Cumulative Balance from Prior Years (Col 1-3+7)	Cumulative Balance from Prior Years (Col 2-4+8)
	1	2	3	4	5	6	7	8		9	10
	Receivable	(Payable)	Receivable	(Payable)	Receivable	(Payable)	Receivable	(Payable)		Receivable	(Payable)
Risk Corridors Program Year:											
a. 2014											
1. Accrued retrospective premium	\$ -	\$ -	\$ -	\$ -	\$ -	\$ -	\$ -	\$ -	A	\$ -	\$ -
2. Reserve for rate credits or policy experience rating refunds	-	-	-	-	-	-	-	-	B	-	-
b. 2015											
1. Accrued retrospective premium	-	-	-	-	-	-	-	-	C	-	-
2. Reserve for rate credits or policy experience rating refunds	-	-	-	-	-	-	-	-	D	-	-
c. 2016											
1. Accrued retrospective premium	-	-	-	-	-	-	-	-	E	-	-
2. Reserve for rate credits or policy experience rating refunds	-	-	-	-	-	-	-	-	F	-	-
d. Total for Risk Corridors	\$ -	\$ -	\$ -	\$ -	\$ -	\$ -	\$ -	\$ -		\$ -	\$ -

(5) The Company does not have any risk corridor receivables to present in the table below.

	1	2	3	4	5	6
	Estimated Amount to be Filed or Final	Non-Accrued Amounts for Impairment or Other Reasons	Amounts received from CMS	Asset Balance (Gross of Non- admissions) (1-2-3)	Non-admitted Amount	Net Admitted Asset (4-5)
Risk Corridors Program Year:	Amount Filed with CMS					
a. 2014	\$ -	\$ -	\$ -	\$ -	\$ -	\$ -
b. 2015	-	-	-	-	-	-
c. 2016	-	-	-	-	-	-
d. Total (a+b+c)	\$ -	\$ -	\$ -	\$ -	\$ -	\$ -

25. CHANGE IN INCURRED CLAIMS AND CLAIMS ADJUSTMENT EXPENSES

A. Changes in estimates related to the prior year incurred claims are included in total hospital and medical expenses in the current year in the statutory basis statements of operations. The following tables disclose paid claims, incurred claims, and the balance in claims unpaid, accrued medical incentive pool and bonus amounts, aggregate health claim reserves, and health care receivables (excluding provider loans and advances not yet expensed) at March 31, 2020 and December 31, 2019:

	March 31, 2020		
	Current Year Incurred Claims	Prior Years Incurred Claims	Total
Beginning of year claim reserve	\$ -	\$ (310,502,540)	\$ (310,502,540)
Paid claims—net of health care receivables*	478,776,240	170,442,123	649,218,363
End of year claim reserve	<u>226,056,330</u>	<u>70,649,086</u>	<u>296,705,416</u>
Incurred claims excluding the change in health care receivables	704,832,570	(69,411,331)	635,421,239
Beginning of year health care receivables*	-	74,135,075	74,135,075
End of year health care receivables*	<u>(36,343,582)</u>	<u>(38,476,502)</u>	<u>(74,820,084)</u>
Total incurred claims	<u>\$ 668,488,988</u>	<u>\$ (33,752,758)</u>	<u>\$ 634,736,230</u>

*Health care receivables excludes provider loans and advances not yet expensed of \$277,500 and \$306,927 for 2020 and 2019, respectively.

	December 31, 2019		
	Current Year Incurred Claims	Prior Years Incurred Claims	Total
Beginning of year claim reserve	\$ -	\$ (591,287,001)	\$ (591,287,001)
Paid claims—net of health care receivables*	3,788,373,943	467,757,993	4,256,131,936
End of year claim reserve	<u>283,511,648</u>	<u>26,990,892</u>	<u>310,502,540</u>
Incurred claims excluding the change in health care receivables	4,071,885,591	(96,538,116)	3,975,347,475
Beginning of year health care receivables*	-	74,299,719	74,299,719
End of year health care receivables*	<u>(56,180,182)</u>	<u>(17,954,893)</u>	<u>(74,135,075)</u>
Total incurred claims	<u>\$ 4,015,705,409</u>	<u>\$ (40,193,290)</u>	<u>\$ 3,975,512,119</u>

*Health care receivables excludes provider loans and advances not yet expensed of \$306,927 and \$410,359 for 2019 and 2018, respectively.

STATEMENT AS OF MARCH 31, 2020 OF THE UnitedHealthcare Plan of the River Valley, Inc.

The liability for claims unpaid, accrued medical incentive pool and bonus amounts, and aggregate health claim reserves, net of health care receivables (excluding provider loans and advances not yet expensed) as of December 31, 2019 was \$236,367,465. As of March 31, 2020, \$170,442,123 has been paid for incurred claims attributable to insured events of prior years. Reserves remaining for prior years, net of healthcare receivables (excluding provider loans and advances not yet expensed) are now \$32,172,584, as a result of re-estimation of unpaid claims. Therefore, there has been \$33,752,758 favorable prior year development since December 31, 2019 to March 31, 2020. The primary drivers consist of favorable development of \$20,929,484 in retroactivity for inpatient, outpatient, physician, and pharmacy claims and favorable development as a result of a change in the provision for adverse deviations in experience of \$14,752,885. At December 31, 2019, the Company recorded \$40,193,290 of favorable development. The primary drivers consist of \$33,381,493 favorable development as a result of a change in the provision for adverse deviations in experience and \$11,749,834 favorable development in retroactivity for inpatient, outpatient, physician, and pharmacy claims, partially offset by unfavorable development of \$4,143,850 in risk share and \$1,017,890 in claims withholds. Original estimates are increased or decreased, as additional information becomes known regarding individual claims, which could have an impact to the accruals for medical loss ratio rebates and retrospectively rated contracts. As a result of the prior year effects, on a regular basis, the Company adjusts revenue and the corresponding liability and/or receivable related to retrospectively rated policies and the impact of the change is included as a component of change in reserve for rate credits in the statutory basis statements of operations.

The Company incurred claims adjustment expenses ("CAE") of \$46,263,501 and \$262,030,741 for the three months ended March 31, 2020 and the year ended December 31, 2019, respectively. These costs are included in the management service fees paid by the Company to UHS as a part of the Agreement. The following table discloses paid CAE, incurred CAE, and the balance in unpaid CAE reserve for the three months ended March 31, 2020 and the year ended December 31, 2019:

	March 31, 2020	December 31, 2019
Total claims adjustment expenses	\$ 46,263,501	\$ 262,030,741
Less: current year unpaid claims adjustment expenses	(3,152,827)	(3,266,502)
Add: prior year unpaid claims adjustment expenses	<u>3,266,502</u>	<u>6,288,715</u>
Total claims adjustment expenses paid	<u>\$ 46,377,176</u>	<u>\$ 265,052,954</u>

B. The Company did not make any significant changes in methodologies and assumptions used in the calculation of the liability for claims unpaid and unpaid CAE in 2020.

26. INTERCOMPANY POOLING ARRANGEMENTS

A-G. No significant change.

27. STRUCTURED SETTLEMENTS

A-B. No significant change.

28. HEALTH CARE RECEIVABLES

A-B. No significant change.

29. PARTICIPATING POLICIES

No significant change.

30. PREMIUM DEFICIENCY RESERVES

The Company has not recorded any premium deficiency reserves ("PDR") as of March 31, 2020 and December 31, 2019. The analysis of PDR was completed as of March 31, 2020 and December 31, 2019. The Company did consider anticipated investment income when calculating the PDR.

STATEMENT AS OF MARCH 31, 2020 OF THE UnitedHealthcare Plan of the River Valley, Inc.

The following table summarizes the Company's PDR as of March 31, 2020 and December 31, 2019:

	March 31, 2020
1. Liability carried for premium deficiency reserves	\$ -
2. Date of the most recent evaluation of this liability	<u>3/31/2020</u>
3. Was anticipated investment income utilized in this calculation?	Yes <input checked="" type="checkbox"/> No <input type="checkbox"/>
	December 31, 2019
1. Liability carried for premium deficiency reserves	\$ -
2. Date of the most recent evaluation of this liability	<u>12/31/2019</u>
3. Was anticipated investment income utilized in this calculation?	Yes <input checked="" type="checkbox"/> No <input type="checkbox"/>

31. ANTICIPATED SALVAGE AND SUBROGATION

No significant change.

GENERAL INTERROGATORIES

PART 1 - COMMON INTERROGATORIES

GENERAL

- 1.1 Did the reporting entity experience any material transactions requiring the filing of Disclosure of Material Transactions with the State of Domicile, as required by the Model Act? Yes [] No [X]
- 1.2 If yes, has the report been filed with the domiciliary state? Yes [] No []
- 2.1 Has any change been made during the year of this statement in the charter, by-laws, articles of incorporation, or deed of settlement of the reporting entity? Yes [] No [X]
- 2.2 If yes, date of change:
- 3.1 Is the reporting entity a member of an Insurance Holding Company System consisting of two or more affiliated persons, one or more of which is an insurer? Yes [X] No []
If yes, complete Schedule Y, Parts 1 and 1A.
- 3.2 Have there been any substantial changes in the organizational chart since the prior quarter end? Yes [] No [X]
- 3.3 If the response to 3.2 is yes, provide a brief description of those changes.
- 3.4 Is the reporting entity publicly traded or a member of a publicly traded group? Yes [X] No []
- 3.5 If the response to 3.4 is yes, provide the CIK (Central Index Key) code issued by the SEC for the entity/group. 0000731766
- 4.1 Has the reporting entity been a party to a merger or consolidation during the period covered by this statement? Yes [] No [X]
If yes, complete and file the merger history data file with the NAIC.
- 4.2 If yes, provide the name of the entity, NAIC Company Code, and state of domicile (use two letter state abbreviation) for any entity that has ceased to exist as a result of the merger or consolidation.

1 Name of Entity	2 NAIC Company Code	3 State of Domicile

5. If the reporting entity is subject to a management agreement, including third-party administrator(s), managing general agent(s), attorney-in-fact, or similar agreement, have there been any significant changes regarding the terms of the agreement or principals involved? Yes [] No [X] N/A []
If yes, attach an explanation.
- 6.1 State as of what date the latest financial examination of the reporting entity was made or is being made. 12/31/2016
- 6.2 State the as of date that the latest financial examination report became available from either the state of domicile or the reporting entity. This date should be the date of the examined balance sheet and not the date the report was completed or released. 12/31/2016
- 6.3 State as of what date the latest financial examination report became available to other states or the public from either the state of domicile or the reporting entity. This is the release date or completion date of the examination report and not the date of the examination (balance sheet date). 06/22/2018
- 6.4 By what department or departments?
Illinois Department of Insurance
- 6.5 Have all financial statement adjustments within the latest financial examination report been accounted for in a subsequent financial statement filed with Departments? Yes [] No [] N/A [X]
- 6.6 Have all of the recommendations within the latest financial examination report been complied with? Yes [X] No [] N/A []
- 7.1 Has this reporting entity had any Certificates of Authority, licenses or registrations (including corporate registration, if applicable) suspended or revoked by any governmental entity during the reporting period? Yes [] No [X]
- 7.2 If yes, give full information:
- 8.1 Is the company a subsidiary of a bank holding company regulated by the Federal Reserve Board? Yes [] No [X]
- 8.2 If response to 8.1 is yes, please identify the name of the bank holding company.
- 8.3 Is the company affiliated with one or more banks, thrifts or securities firms? Yes [X] No []
- 8.4 If response to 8.3 is yes, please provide below the names and location (city and state of the main office) of any affiliates regulated by a federal regulatory services agency [i.e. the Federal Reserve Board (FRB), the Office of the Comptroller of the Currency (OCC), the Federal Deposit Insurance Corporation (FDIC) and the Securities Exchange Commission (SEC)] and identify the affiliate's primary federal regulator.

1 Affiliate Name	2 Location (City, State)	3 FRB	4 OCC	5 FDIC	6 SEC
Optum Bank, Inc.	Salt Lake City, UT	NO	NO	YES	NO

GENERAL INTERROGATORIES

- 9.1 Are the senior officers (principal executive officer, principal financial officer, principal accounting officer or controller, or persons performing similar functions) of the reporting entity subject to a code of ethics, which includes the following standards? Yes [] No []
- (a) Honest and ethical conduct, including the ethical handling of actual or apparent conflicts of interest between personal and professional relationships;
- (b) Full, fair, accurate, timely and understandable disclosure in the periodic reports required to be filed by the reporting entity;
- (c) Compliance with applicable governmental laws, rules and regulations;
- (d) The prompt internal reporting of violations to an appropriate person or persons identified in the code; and
- (e) Accountability for adherence to the code.
- 9.11 If the response to 9.1 is No, please explain:
- 9.2 Has the code of ethics for senior managers been amended? Yes [] No []
- 9.21 If the response to 9.2 is Yes, provide information related to amendment(s).
- 9.3 Have any provisions of the code of ethics been waived for any of the specified officers? Yes [] No []
- 9.31 If the response to 9.3 is Yes, provide the nature of any waiver(s).

FINANCIAL

- 10.1 Does the reporting entity report any amounts due from parent, subsidiaries or affiliates on Page 2 of this statement? Yes [] No []
- 10.2 If yes, indicate any amounts receivable from parent included in the Page 2 amount: \$0

INVESTMENT

- 11.1 Were any of the stocks, bonds, or other assets of the reporting entity loaned, placed under option agreement, or otherwise made available for use by another person? (Exclude securities under securities lending agreements.) Yes [] No []
- 11.2 If yes, give full and complete information relating thereto:
12. Amount of real estate and mortgages held in other invested assets in Schedule BA: \$0
13. Amount of real estate and mortgages held in short-term investments: \$0
- 14.1 Does the reporting entity have any investments in parent, subsidiaries and affiliates? Yes [] No []
- 14.2 If yes, please complete the following:
- | | 1
Prior Year-End
Book/Adjusted
Carrying Value | 2
Current Quarter
Book/Adjusted
Carrying Value |
|---|--|---|
| 14.21 Bonds | \$0 | \$0 |
| 14.22 Preferred Stock | \$0 | \$0 |
| 14.23 Common Stock | \$0 | \$0 |
| 14.24 Short-Term Investments | \$0 | \$0 |
| 14.25 Mortgage Loans on Real Estate | \$0 | \$0 |
| 14.26 All Other | \$0 | \$0 |
| 14.27 Total Investment in Parent, Subsidiaries and Affiliates (Subtotal Lines 14.21 to 14.26) | \$0 | \$0 |
| 14.28 Total Investment in Parent included in Lines 14.21 to 14.26 above | \$0 | \$0 |
- 15.1 Has the reporting entity entered into any hedging transactions reported on Schedule DB? Yes [] No []
- 15.2 If yes, has a comprehensive description of the hedging program been made available to the domiciliary state? Yes [] No [] N/A []
If no, attach a description with this statement.
16. For the reporting entity's security lending program, state the amount of the following as of the current statement date:
- 16.1 Total fair value of reinvested collateral assets reported on Schedule DL, Parts 1 and 2 \$0
- 16.2 Total book adjusted/carrying value of reinvested collateral assets reported on Schedule DL, Parts 1 and 2 \$0
- 16.3 Total payable for securities lending reported on the liability page. \$0

GENERAL INTERROGATORIES

17. Excluding items in Schedule E - Part 3 - Special Deposits, real estate, mortgage loans and investments held physically in the reporting entity's offices, vaults or safety deposit boxes, were all stocks, bonds and other securities, owned throughout the current year held pursuant to a custodial agreement with a qualified bank or trust company in accordance with Section 1, III - General Examination Considerations, F. Outsourcing of Critical Functions, Custodial or Safekeeping Agreements of the NAIC Financial Condition Examiners Handbook? Yes [X] No []
- 17.1 For all agreements that comply with the requirements of the NAIC Financial Condition Examiners Handbook, complete the following:

1 Name of Custodian(s)	2 Custodian Address
Bank of New York Mellon	Global Liquidity Services, 1 Wall St, 14th Floor, New York City, NY 10286
Northern Trust	50 S. LaSalle, Chicago, IL 60675

- 17.2 For all agreements that do not comply with the requirements of the NAIC Financial Condition Examiners Handbook, provide the name, location and a complete explanation:

1 Name(s)	2 Location(s)	3 Complete Explanation(s)

- 17.3 Have there been any changes, including name changes, in the custodian(s) identified in 17.1 during the current quarter? Yes [] No [X]
- 17.4 If yes, give full information relating thereto:

1 Old Custodian	2 New Custodian	3 Date of Change	4 Reason

- 17.5 Investment management – Identify all investment advisors, investment managers, broker/dealers, including individuals that have the authority to make investment decisions on behalf of the reporting entity. For assets that are managed internally by employees of the reporting entity, note as such. ["...that have access to the investment accounts"; "...handle securities"]

1 Name of Firm or Individual	2 Affiliation
Internally Managed	I.....
JP Morgan Investment Management Inc.	U.....
BNY Mellon Asset Management North America	U.....

- 17.5097 For those firms/individuals listed in the table for Question 17.5, do any firms/individuals unaffiliated with the reporting entity (i.e. designated with a "U") manage more than 10% of the reporting entity's invested assets? Yes [X] No []
- 17.5098 For firms/individuals unaffiliated with the reporting entity (i.e. designated with a "U") listed in the table for Question 17.5, does the total assets under management aggregate to more than 50% of the reporting entity's invested assets? Yes [X] No []

- 17.6 For those firms or individuals listed in the table for 17.5 with an affiliation code of "A" (affiliated) or "U" (unaffiliated), provide the information for the table below.

1	2	3	4	5
Central Registration Depository Number	Name of Firm or Individual	Legal Entity Identifier (LEI)	Registered With	Investment Management Agreement (IMA) Filed
107038	JP Morgan Investment Management Inc.	549300W78QH4XMM6K69	SEC	NO.....
105764	BNY Mellon Asset Management North America	ME7YUCK4NF1W8VM8SP25	SEC	NO.....

- 18.1 Have all the filing requirements of the Purposes and Procedures Manual of the NAIC Investment Analysis Office been followed? Yes [X] No []
- 18.2 If no, list exceptions:

19. By self-designating 5GI securities, the reporting entity is certifying the following elements for each self-designated 5GI security:
- a. Documentation necessary to permit a full credit analysis of the security does not exist or an NAIC CRP credit rating for an FE or PL security is not available.
 - b. Issuer or obligor is current on all contracted interest and principal payments.
 - c. The insurer has an actual expectation of ultimate payment of all contracted interest and principal.
- Has the reporting entity self-designated 5GI securities? Yes [] No [X]

20. By self-designating PLGI securities, the reporting entity is certifying the following elements of each self-designated PLGI security:
- a. The security was purchased prior to January 1, 2018.
 - b. The reporting entity is holding capital commensurate with the NAIC Designation reported for the security.
 - c. The NAIC Designation was derived from the credit rating assigned by an NAIC CRP in its legal capacity as a NRSRO which is shown on a current private letter rating held by the insurer and available for examination by state insurance regulators.
 - d. The reporting entity is not permitted to share this credit rating of the PL security with the SVO.
- Has the reporting entity self-designated PLGI securities? Yes [] No [X]

21. By assigning FE to a Schedule BA non-registered private fund, the reporting entity is certifying the following elements of each self-designated FE fund:
- a. The shares were purchased prior to January 1, 2019.
 - b. The reporting entity is holding capital commensurate with the NAIC Designation reported for the security.
 - c. The security had a public credit rating(s) with annual surveillance assigned by an NAIC CRP in its legal capacity as an NRSRO prior to January 1, 2019.
 - d. The fund only or predominantly holds bonds in its portfolio.
 - e. The current reported NAIC Designation was derived from the public credit rating(s) with annual surveillance assigned by an NAIC CRP in its legal capacity as an NRSRO.
 - f. The public credit rating(s) with annual surveillance assigned by an NAIC CRP has not lapsed.
- Has the reporting entity assigned FE to Schedule BA non-registered private funds that complied with the above criteria? Yes [] No [X]

GENERAL INTERROGATORIES

PART 2 - HEALTH

1. Operating Percentages:
- 1.1 A&H loss percent80.4 %
- 1.2 A&H cost containment percent4.1 %
- 1.3 A&H expense percent excluding cost containment expenses17.8 %
- 2.1 Do you act as a custodian for health savings accounts? Yes [] No [X]
- 2.2 If yes, please provide the amount of custodial funds held as of the reporting date\$.....0
- 2.3 Do you act as an administrator for health savings accounts? Yes [] No [X]
- 2.4 If yes, please provide the balance of the funds administered as of the reporting date\$.....0
3. Is the reporting entity licensed or chartered, registered, qualified, eligible or writing business in at least two states? Yes [X] No []
- 3.1 If no, does the reporting entity assume reinsurance business that covers risks residing in at least one state other than the state of domicile of the reporting entity? Yes [] No []

SCHEDULE S - CEDED REINSURANCE

Showing All New Reinsurance Treaties - Current Year to Date

1 NAIC Company Code	2 ID Number	3 Effective Date	4 Name of Reinsurer	5 Domiciliary Jurisdiction	6 Type of Reinsurance Ceded	7 Type of Business Ceded	8 Type of Reinsurer	9 Certified Reinsurer Rating (1 through 6)	10 Effective Date of Certified Reinsurer Rating
NONE									

SCHEDULE T - PREMIUMS AND OTHER CONSIDERATIONS

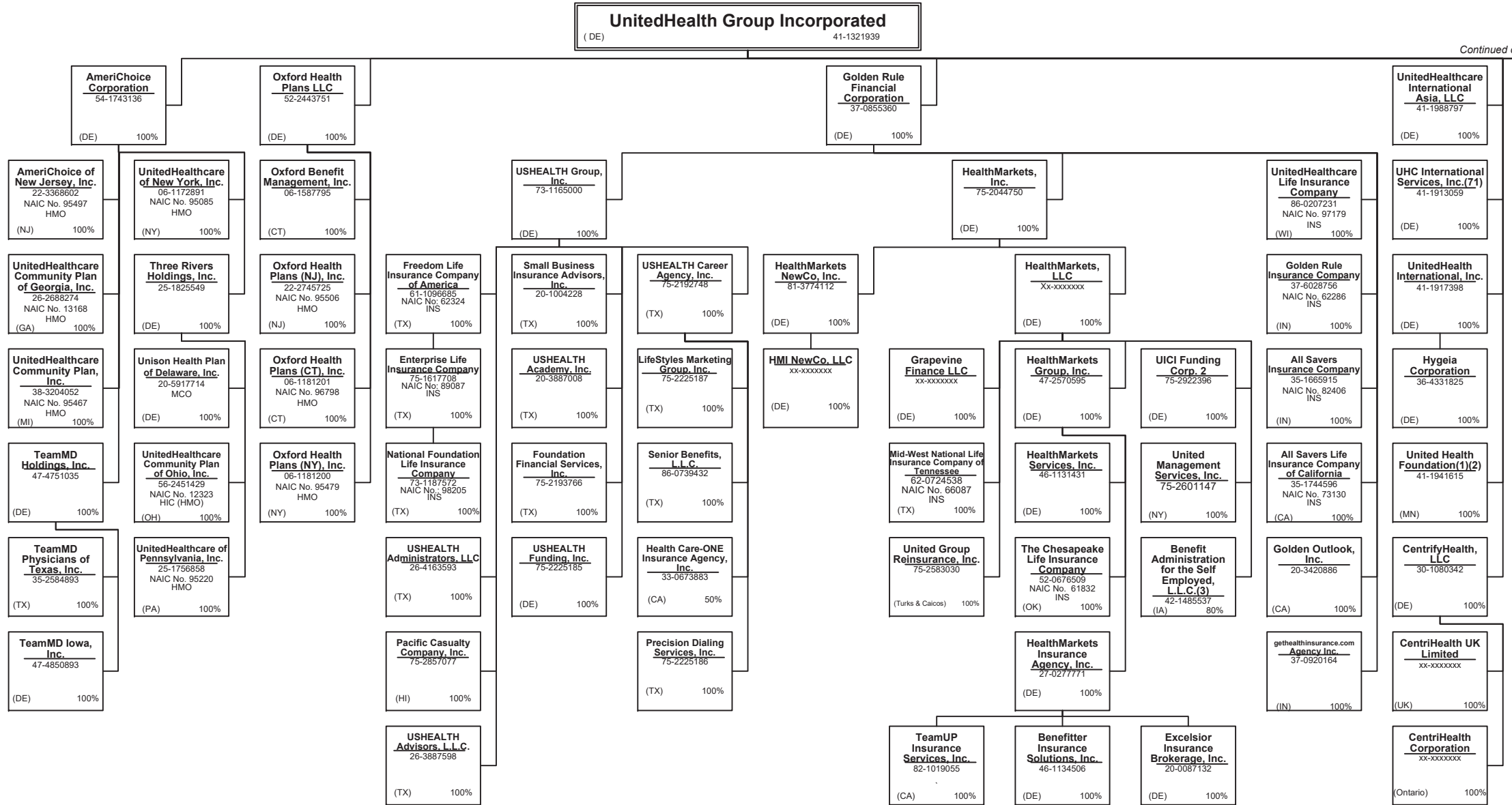
Current Year to Date - Allocated by States and Territories

States, etc.	1 Active Status (a)	Direct Business Only							
		2 Accident and Health Premiums	3 Medicare Title XVIII	4 Medicaid Title XIX	5 Federal Employees Health Benefits Program Premiums	6 Life and Annuity Premiums & Other Considerations	7 Property/Casualty Premiums	8 Total Columns 2 Through 7	9 Deposit-Type Contracts
1. Alabama AL	N	0	0	0	0	0	0	0	0
2. Alaska AK	N	0	0	0	0	0	0	0	0
3. Arizona AZ	N	0	0	0	0	0	0	0	0
4. Arkansas AR	N	0	0	0	0	0	0	0	0
5. California CA	N	0	0	0	0	0	0	0	0
6. Colorado CO	N	0	0	0	0	0	0	0	0
7. Connecticut CT	N	0	0	0	0	0	0	0	0
8. Delaware DE	N	0	0	0	0	0	0	0	0
9. District of Columbia DC	N	0	0	0	0	0	0	0	0
10. Florida FL	N	0	0	0	0	0	0	0	0
11. Georgia GA	N	0	0	0	0	0	0	0	0
12. Hawaii HI	N	0	0	0	0	0	0	0	0
13. Idaho ID	N	0	0	0	0	0	0	0	0
14. Illinois IL	L	1,858,275	0	0	0	0	0	1,858,275	0
15. Indiana IN	N	0	0	0	0	0	0	0	0
16. Iowa IA	L	26,606,568	0	5,227,737	0	0	0	31,834,305	0
17. Kansas KS	N	0	0	0	0	0	0	0	0
18. Kentucky KY	N	0	0	0	0	0	0	0	0
19. Louisiana LA	N	0	0	0	0	0	0	0	0
20. Maine ME	N	0	0	0	0	0	0	0	0
21. Maryland MD	N	0	0	0	0	0	0	0	0
22. Massachusetts MA	N	0	0	0	0	0	0	0	0
23. Michigan MI	N	0	0	0	0	0	0	0	0
24. Minnesota MN	N	0	0	0	0	0	0	0	0
25. Mississippi MS	N	0	0	0	0	0	0	0	0
26. Missouri MO	N	0	0	0	0	0	0	0	0
27. Montana MT	N	0	0	0	0	0	0	0	0
28. Nebraska NE	N	0	0	0	0	0	0	0	0
29. Nevada NV	N	0	0	0	0	0	0	0	0
30. New Hampshire NH	N	0	0	0	0	0	0	0	0
31. New Jersey NJ	N	0	0	0	0	0	0	0	0
32. New Mexico NM	N	0	0	0	0	0	0	0	0
33. New York NY	N	0	0	0	0	0	0	0	0
34. North Carolina NC	N	0	0	0	0	0	0	0	0
35. North Dakota ND	N	0	0	0	0	0	0	0	0
36. Ohio OH	N	0	0	0	0	0	0	0	0
37. Oklahoma OK	N	0	0	0	0	0	0	0	0
38. Oregon OR	N	0	0	0	0	0	0	0	0
39. Pennsylvania PA	N	0	0	0	0	0	0	0	0
40. Rhode Island RI	N	0	0	0	0	0	0	0	0
41. South Carolina SC	N	0	0	0	0	0	0	0	0
42. South Dakota SD	N	0	0	0	0	0	0	0	0
43. Tennessee TN	L	177,471	291,396,466	504,750,369	0	0	0	796,324,306	0
44. Texas TX	N	0	0	0	0	0	0	0	0
45. Utah UT	N	0	0	0	0	0	0	0	0
46. Vermont VT	N	0	0	0	0	0	0	0	0
47. Virginia VA	L	4,799,280	0	0	0	0	0	4,799,280	0
48. Washington WA	N	0	0	0	0	0	0	0	0
49. West Virginia WV	N	0	0	0	0	0	0	0	0
50. Wisconsin WI	N	0	0	0	0	0	0	0	0
51. Wyoming WY	N	0	0	0	0	0	0	0	0
52. American Samoa AS	N	0	0	0	0	0	0	0	0
53. Guam GU	N	0	0	0	0	0	0	0	0
54. Puerto Rico PR	N	0	0	0	0	0	0	0	0
55. U.S. Virgin Islands VI	N	0	0	0	0	0	0	0	0
56. Northern Mariana Islands MP	N	0	0	0	0	0	0	0	0
57. Canada CAN	N	0	0	0	0	0	0	0	0
58. Aggregate Other Aliens OT	XXX	0	0	0	0	0	0	0	0
59. Subtotal	XXX	33,441,594	291,396,466	509,978,106	0	0	0	834,816,166	0
60. Reporting Entity Contributions for Employee Benefit Plans	XXX	0	0	0	0	0	0	0	0
61. Totals (Direct Business)	XXX	33,441,594	291,396,466	509,978,106	0	0	0	834,816,166	0
DETAILS OF WRITE-INS									
58001.	XXX								
58002.	XXX								
58003.	XXX								
58998. Summary of remaining write-ins for Line 58 from overflow page	XXX	0	0	0	0	0	0	0	0
58999. Totals (Lines 58001 through 58003 plus 58998)(Line 58 above)	XXX	0	0	0	0	0	0	0	0

(a) Active Status Counts:
 L - Licensed or Chartered - Licensed Insurance carrier or domiciled RRG..... 4 R - Registered - Non-domiciled RRGs..... 0
 E - Eligible - Reporting entities eligible or approved to write surplus lines in the state..... 0 Q - Qualified - Qualified or accredited reinsurer..... 0
 N - None of the above - Not allowed to write business in the state..... 53

Premiums are allocated by state based upon geographic market.

SCHEDULE Y – INFORMATION CONCERNING ACTIVITIES OF INSURER MEMBERS OF A HOLDING COMPANY GROUP
PART 1 – ORGANIZATIONAL CHART



Continued on Next Page

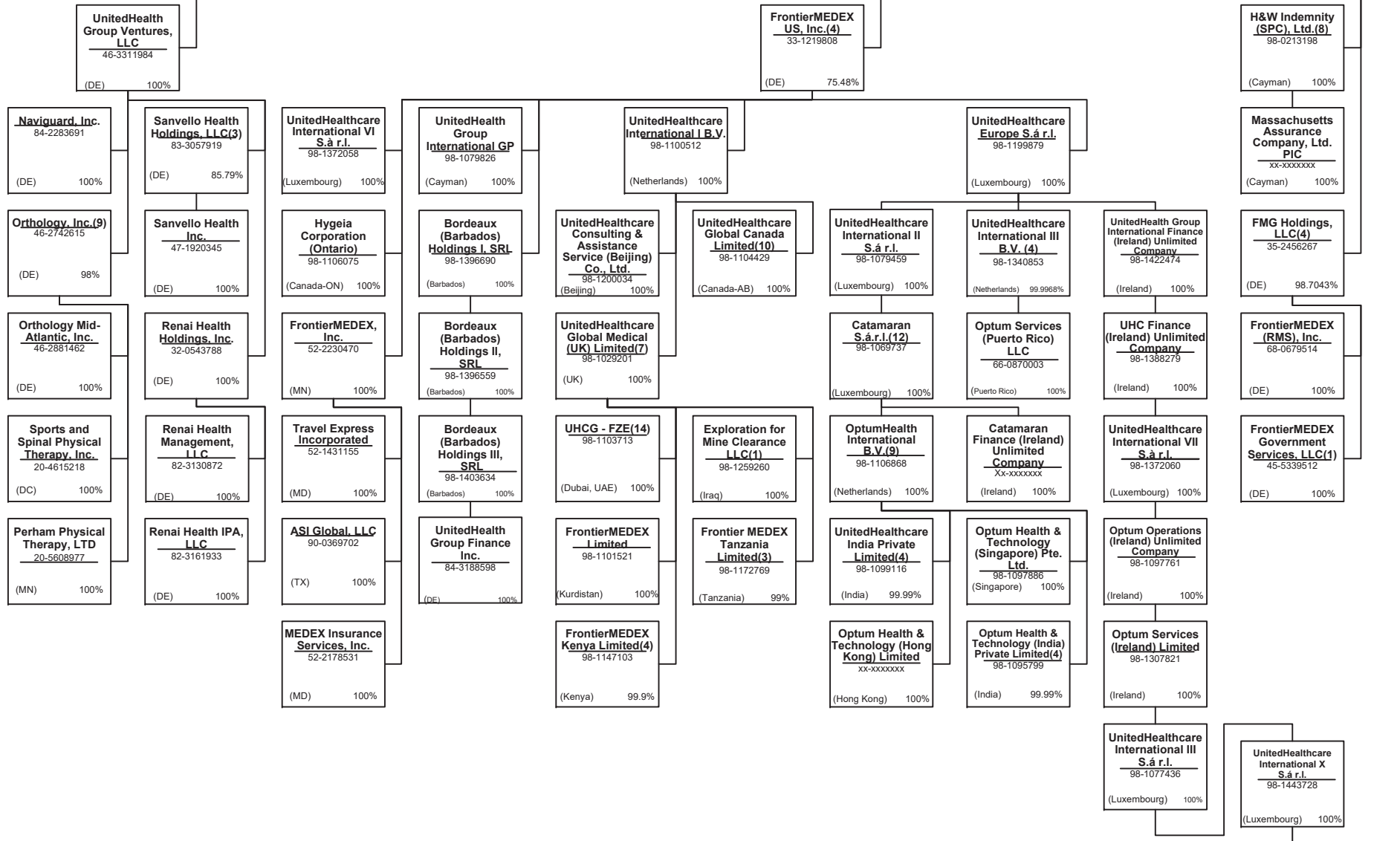
SCHEDULE Y – INFORMATION CONCERNING ACTIVITIES OF INSURER MEMBERS OF A HOLDING COMPANY GROUP

PART 1 – ORGANIZATIONAL CHART

UnitedHealth Group Incorporated
(DE) 41-1321939

Continued from Previous Page

Continued on Next Page

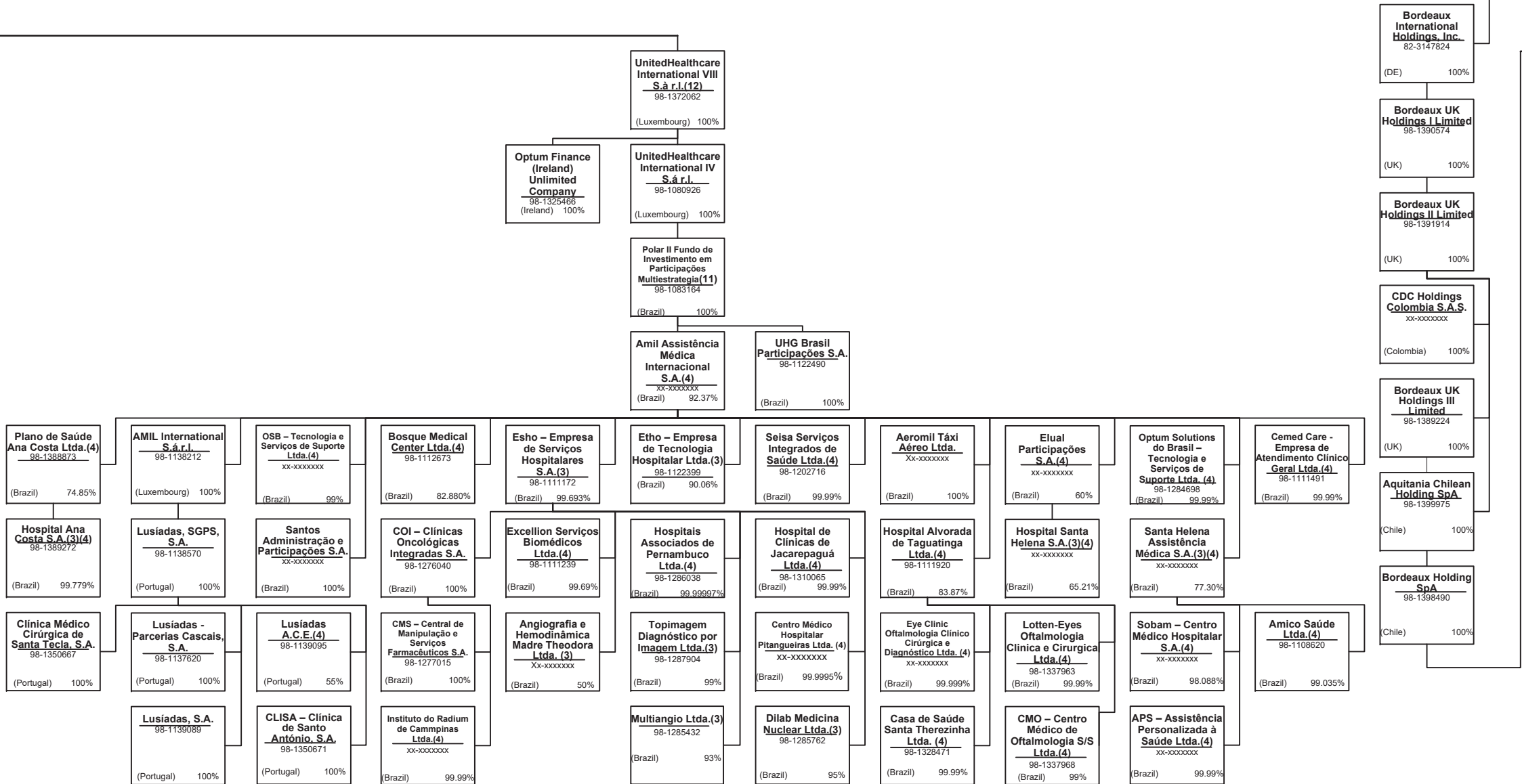


SCHEDULE Y – INFORMATION CONCERNING ACTIVITIES OF INSURER MEMBERS OF A HOLDING COMPANY GROUP
PART 1 – ORGANIZATIONAL CHART

UnitedHealth Group Incorporated
 (DE) 41-1321939

Continued from Previous Page

Continued on Next Page



SCHEDULE Y – INFORMATION CONCERNING ACTIVITIES OF INSURER MEMBERS OF A HOLDING COMPANY GROUP

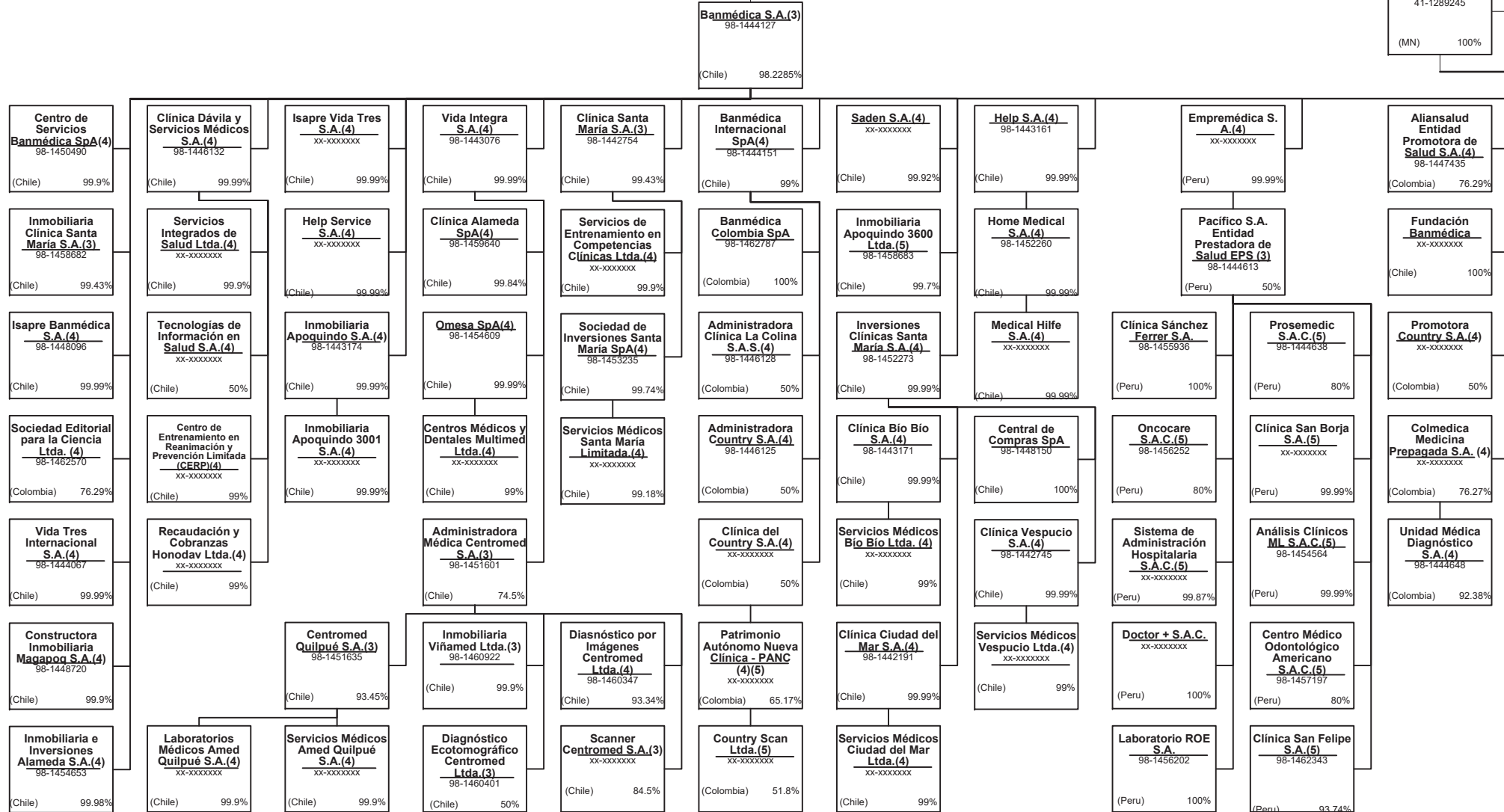
PART 1 – ORGANIZATIONAL CHART

UnitedHealth Group Incorporated
(DE) 41-1321939

Continued from Previous Page

United HealthCare Services, Inc.
41-1289245
(MN) 100%

Continued on Next Page



15.3

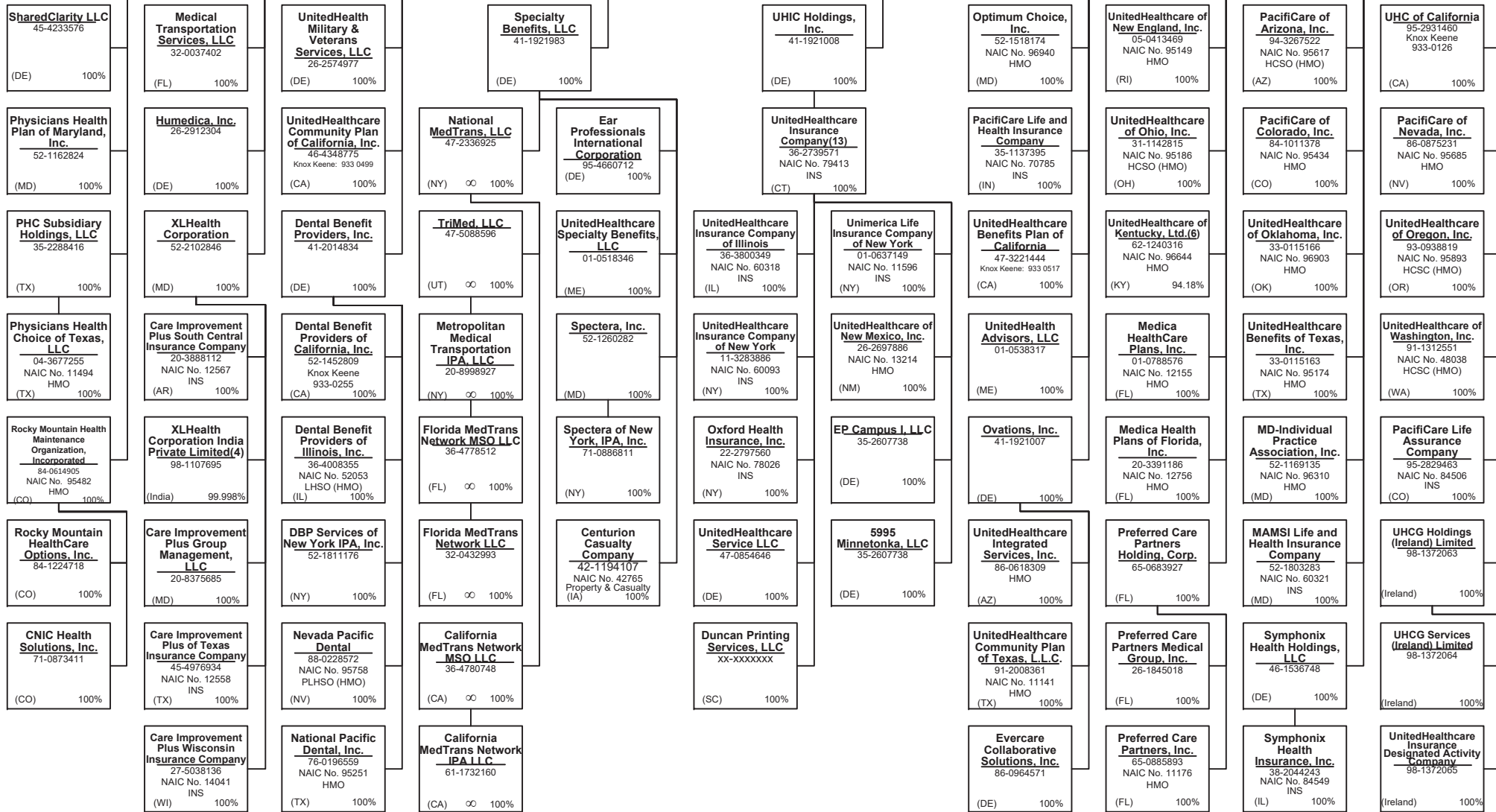
SCHEDULE Y – INFORMATION CONCERNING ACTIVITIES OF INSURER MEMBERS OF A HOLDING COMPANY GROUP

PART 1 – ORGANIZATIONAL CHART

United HealthCare Services, Inc.
(MN) 41-1289245 100%

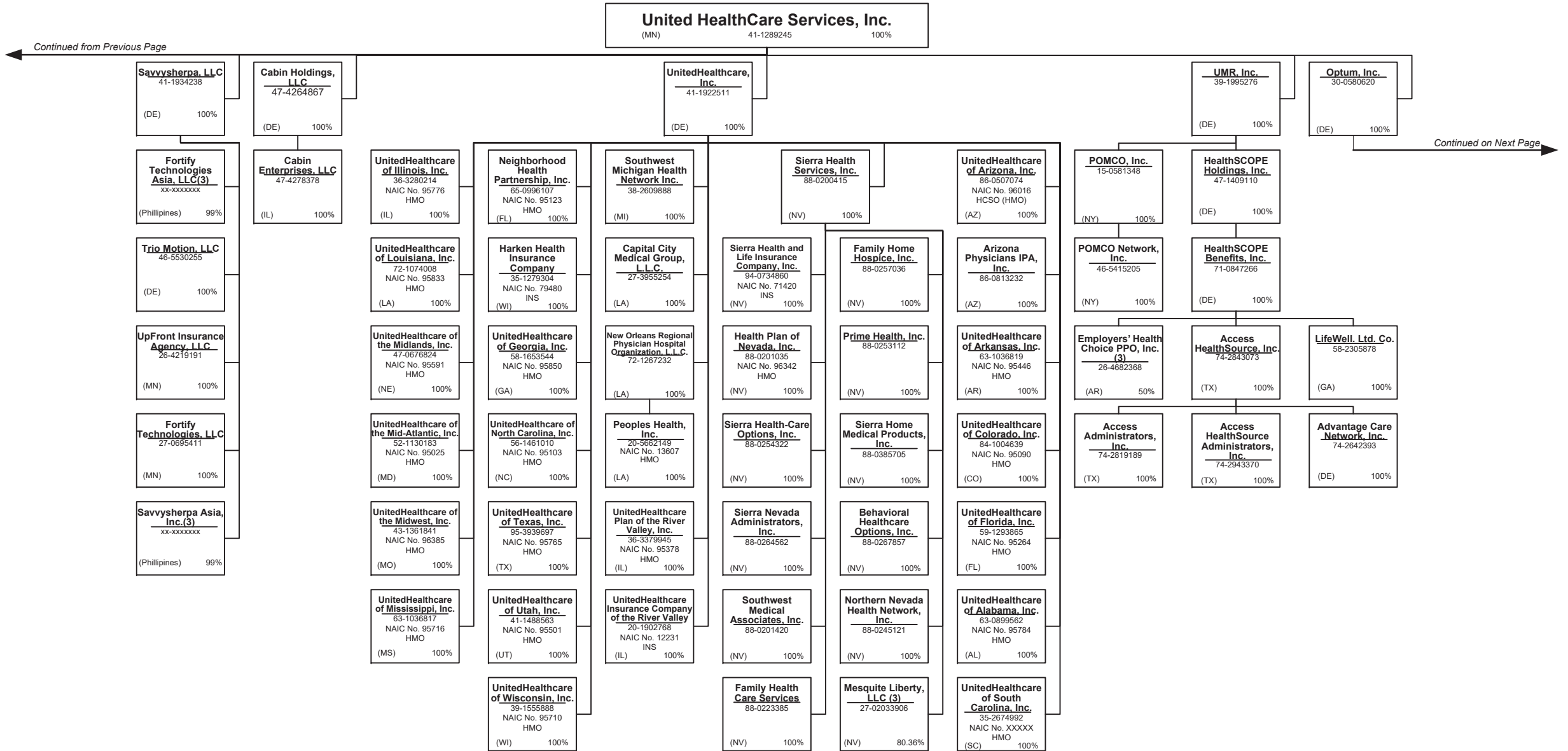
Continued from Previous Page

Continued on Next Page



15.4

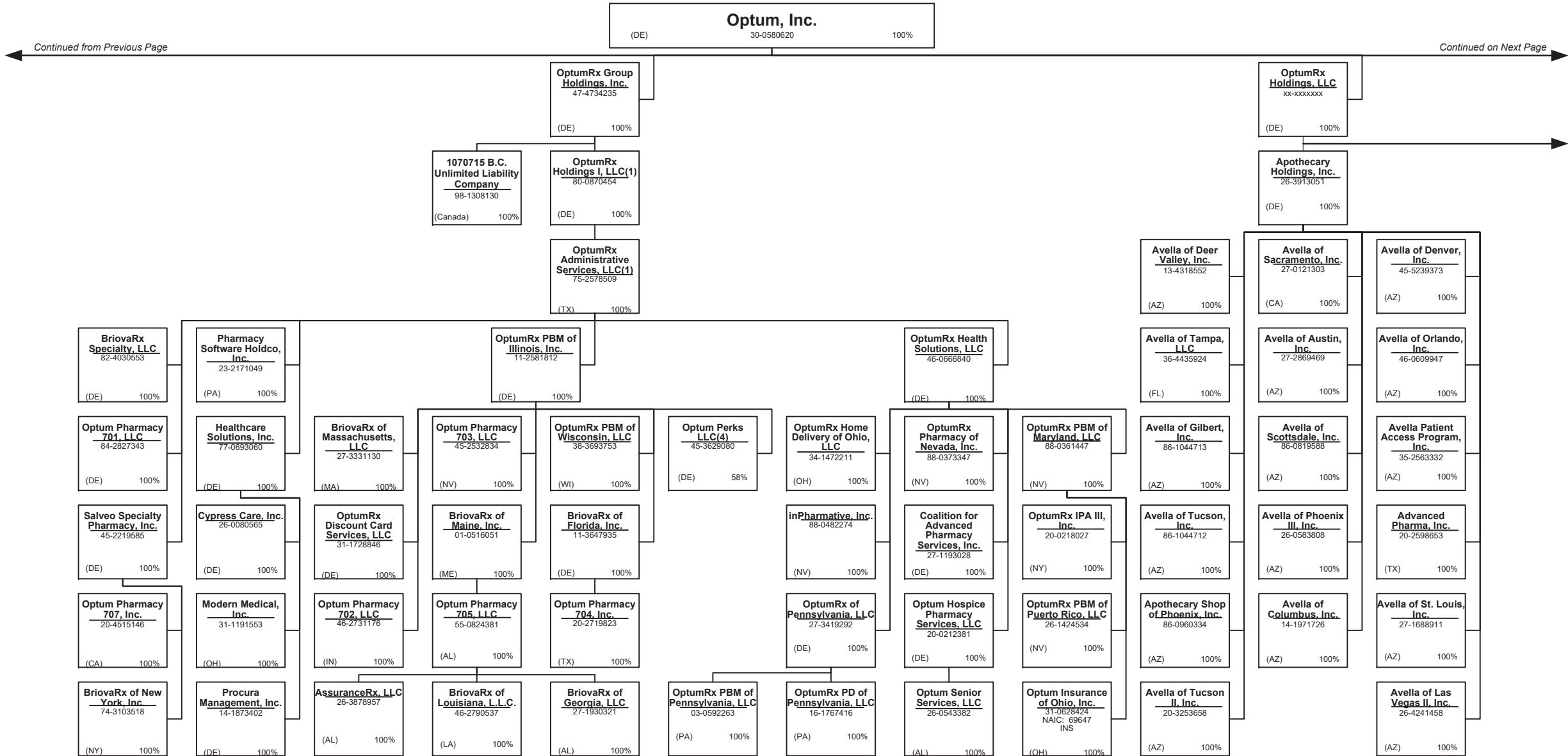
SCHEDULE Y – INFORMATION CONCERNING ACTIVITIES OF INSURER MEMBERS OF A HOLDING COMPANY GROUP
PART 1 – ORGANIZATIONAL CHART



15.5

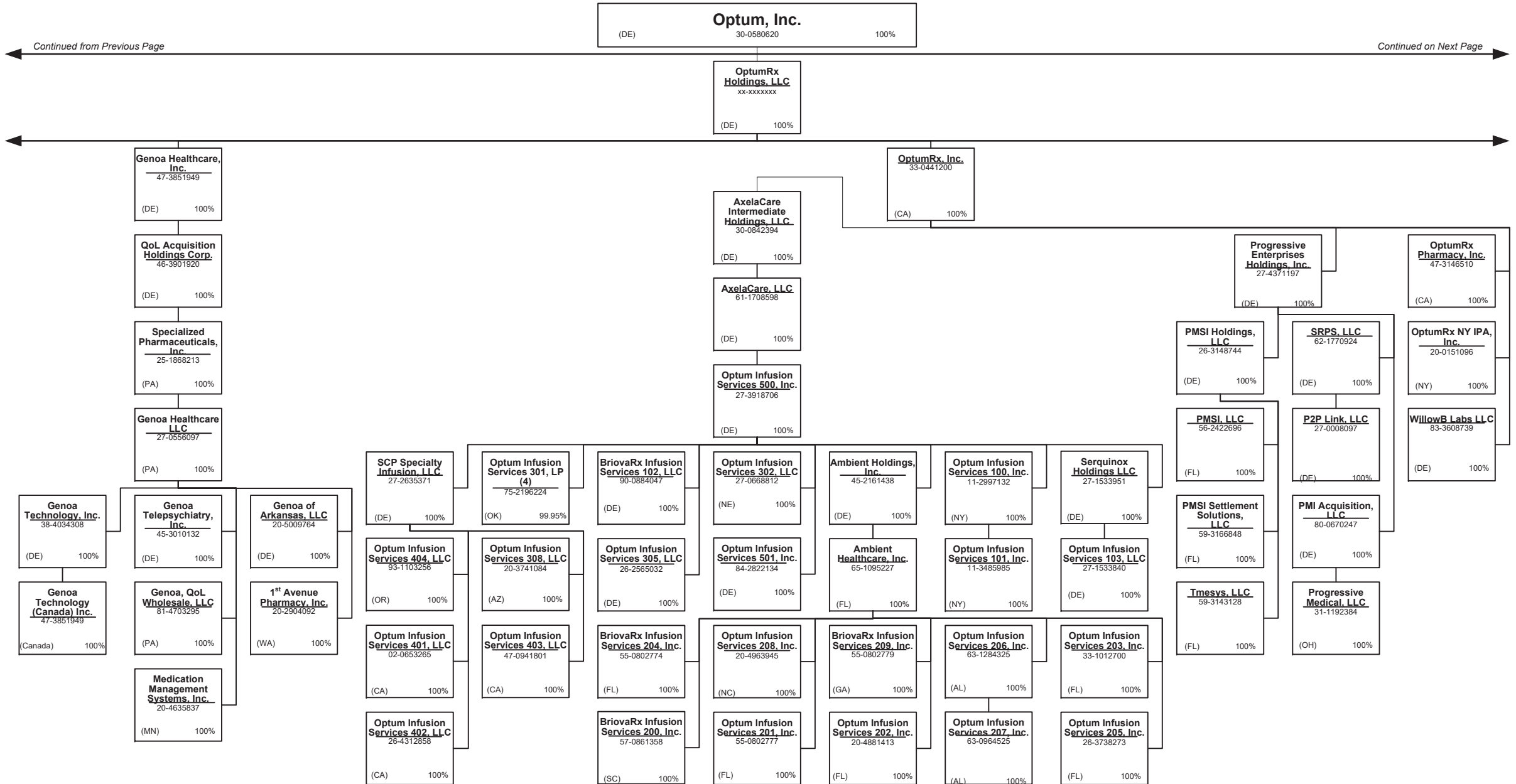
SCHEDULE Y – INFORMATION CONCERNING ACTIVITIES OF INSURER MEMBERS OF A HOLDING COMPANY GROUP

PART 1 – ORGANIZATIONAL CHART



15.6

SCHEDULE Y – INFORMATION CONCERNING ACTIVITIES OF INSURER MEMBERS OF A HOLDING COMPANY GROUP
PART 1 – ORGANIZATIONAL CHART

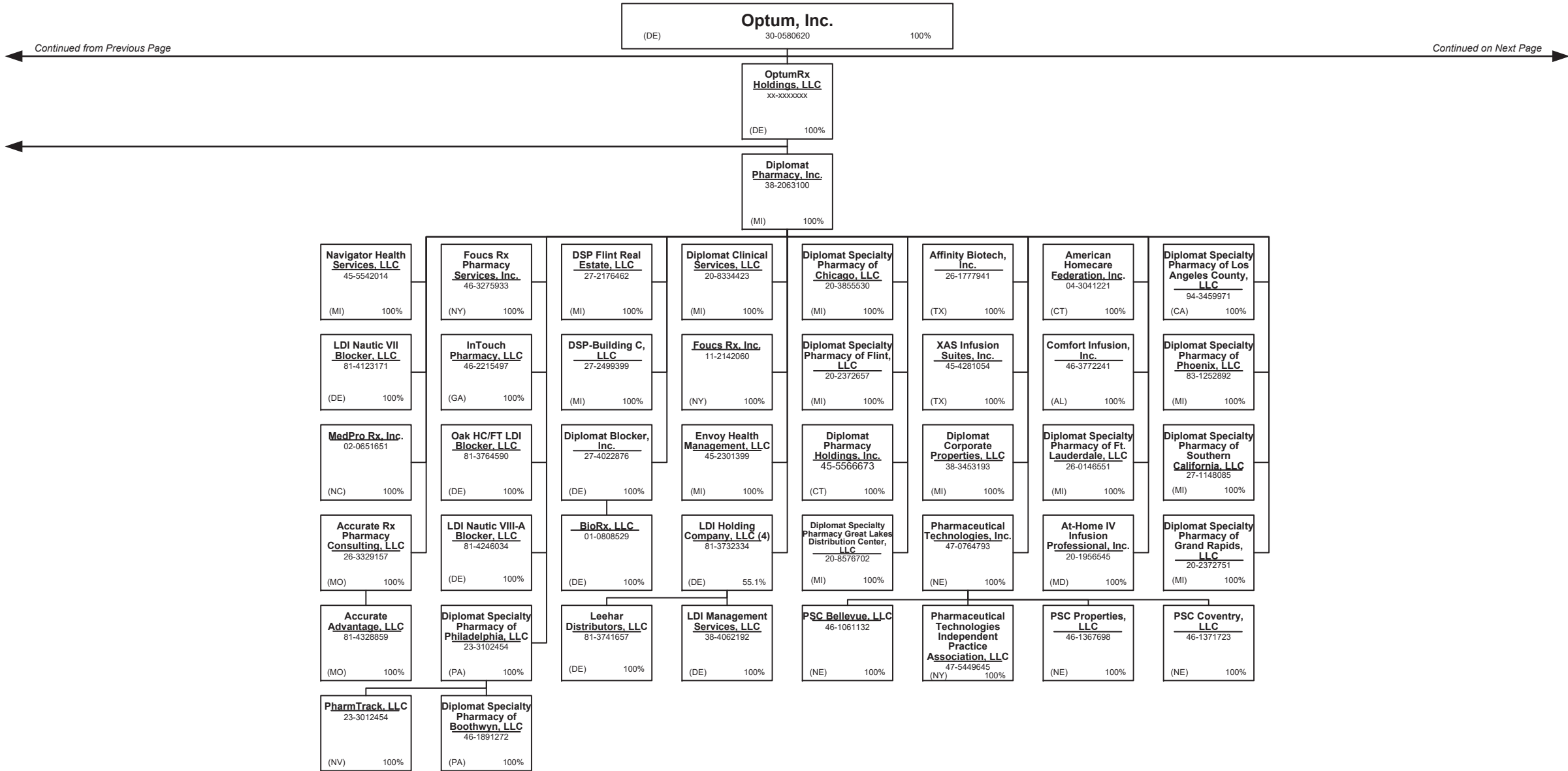


15.7

Continued from Previous Page

Continued on Next Page

SCHEDULE Y – INFORMATION CONCERNING ACTIVITIES OF INSURER MEMBERS OF A HOLDING COMPANY GROUP
PART 1 – ORGANIZATIONAL CHART



15.8

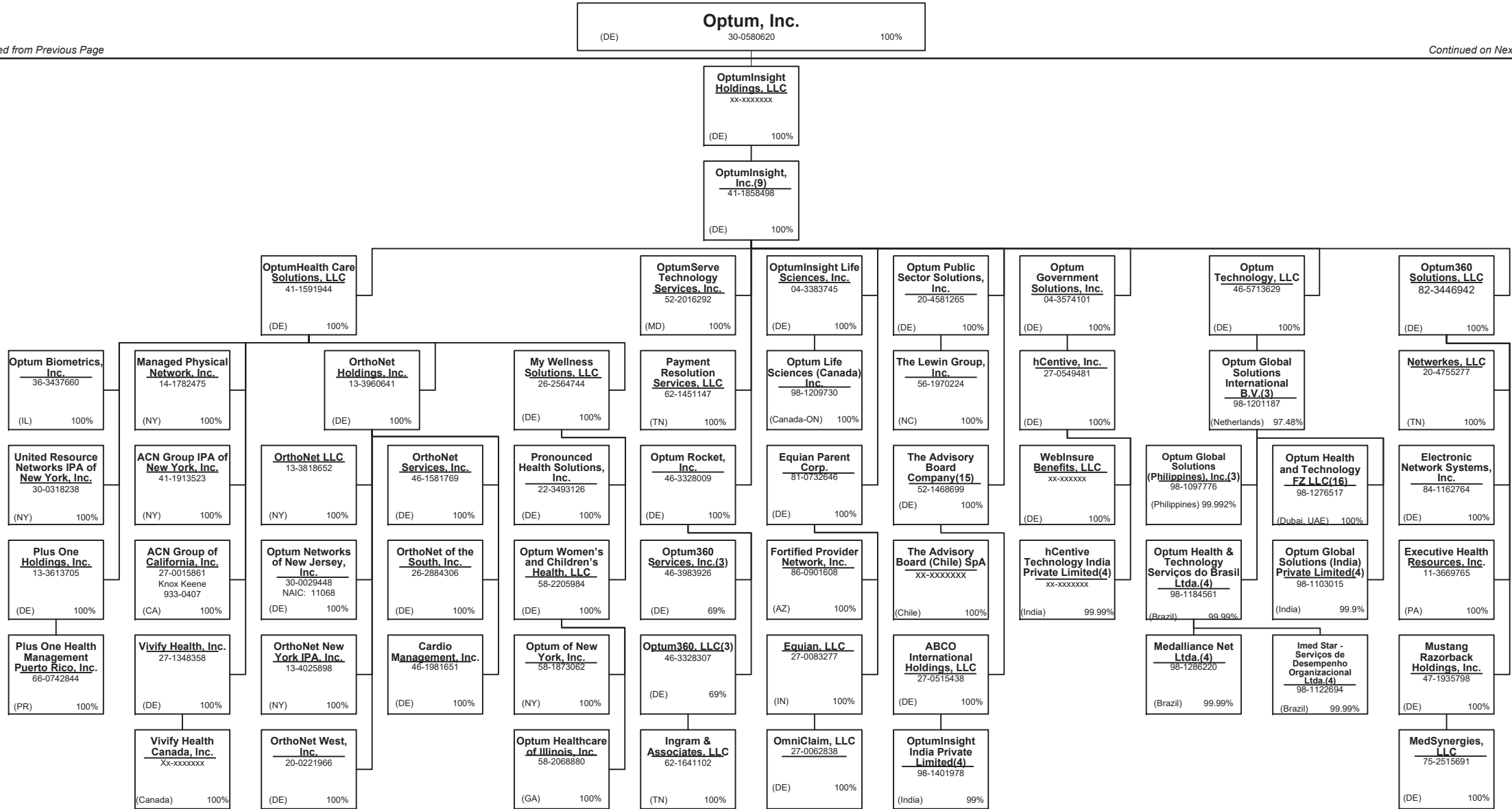
Continued from Previous Page

Continued on Next Page

SCHEDULE Y – INFORMATION CONCERNING ACTIVITIES OF INSURER MEMBERS OF A HOLDING COMPANY GROUP
PART 1 – ORGANIZATIONAL CHART

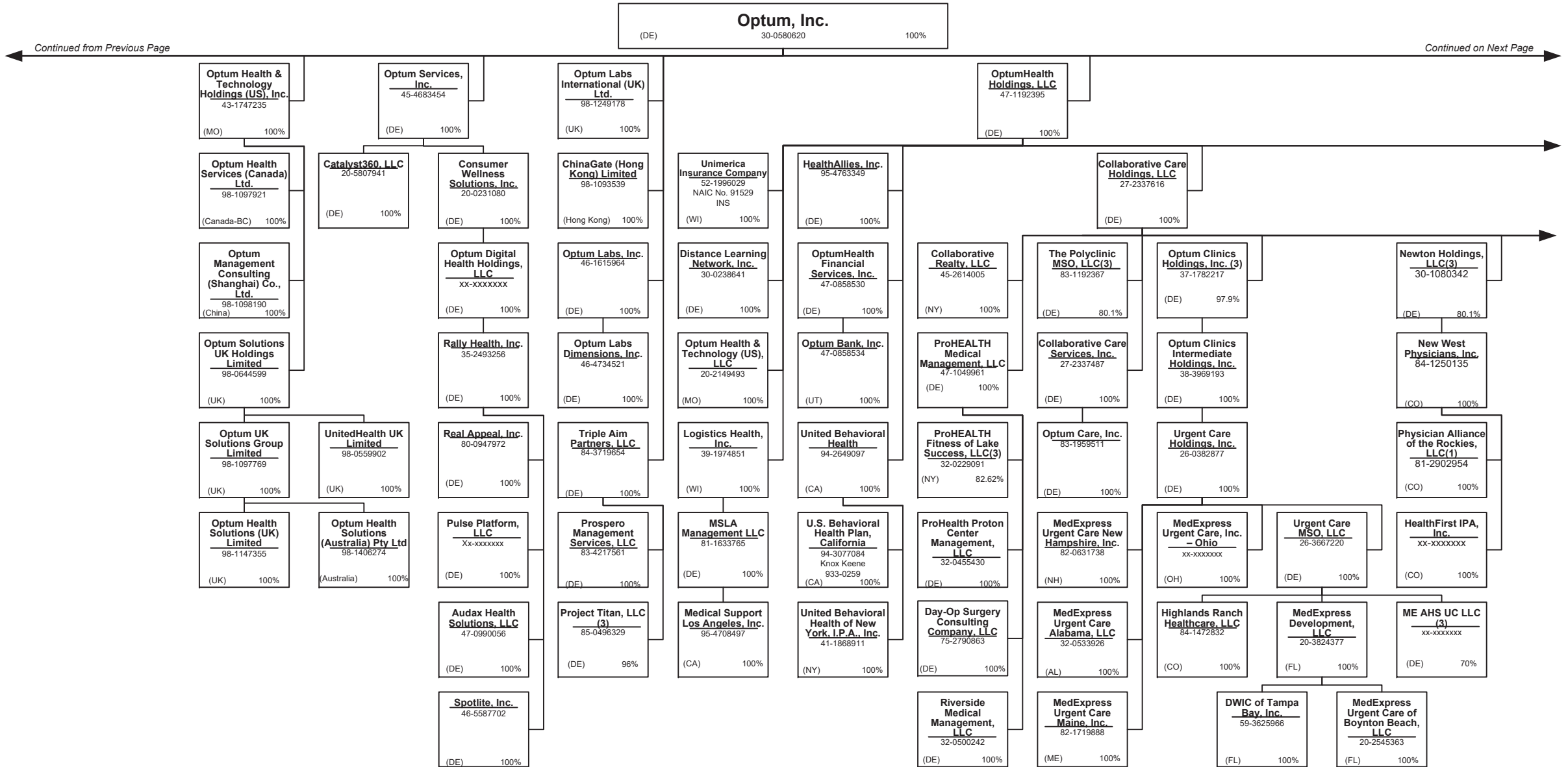
Continued from Previous Page

Continued on Next Page



15.9

SCHEDULE Y – INFORMATION CONCERNING ACTIVITIES OF INSURER MEMBERS OF A HOLDING COMPANY GROUP
PART 1 – ORGANIZATIONAL CHART

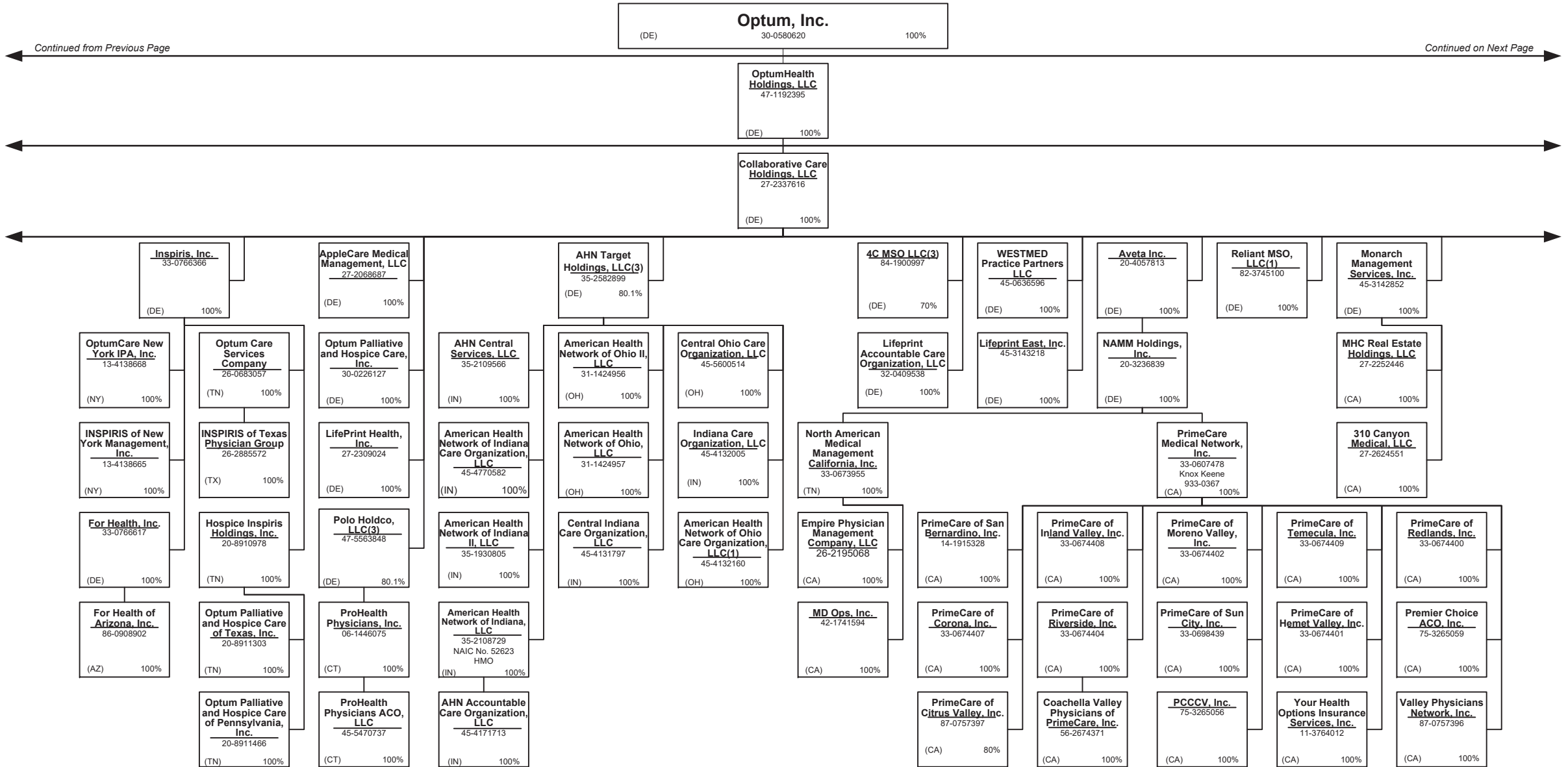


Continued from Previous Page

Continued on Next Page

15.10

SCHEDULE Y – INFORMATION CONCERNING ACTIVITIES OF INSURER MEMBERS OF A HOLDING COMPANY GROUP
PART 1 – ORGANIZATIONAL CHART

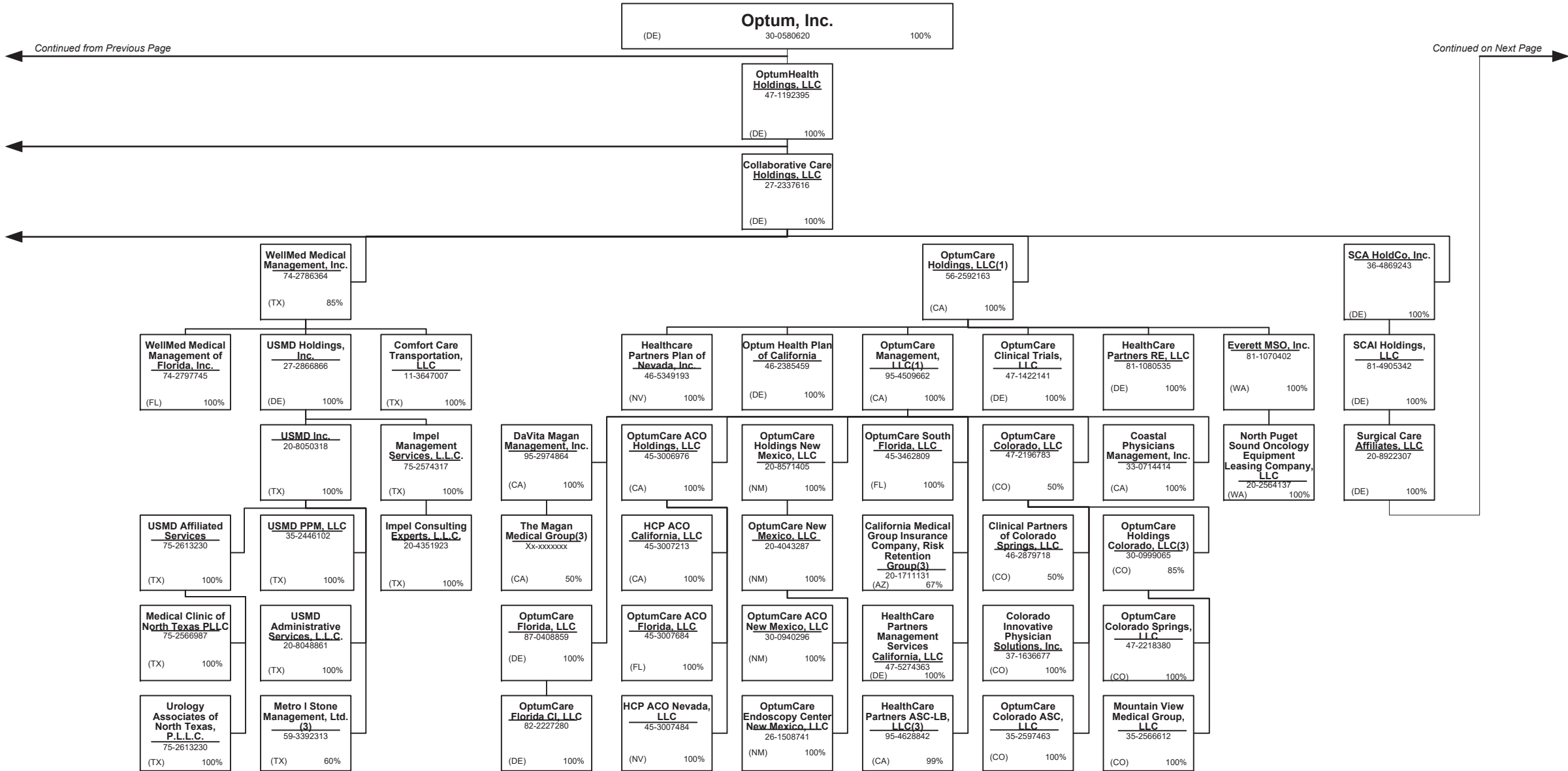


15.11

Continued from Previous Page

Continued on Next Page

SCHEDULE Y – INFORMATION CONCERNING ACTIVITIES OF INSURER MEMBERS OF A HOLDING COMPANY GROUP
PART 1 – ORGANIZATIONAL CHART



15.12

Continued from Previous Page

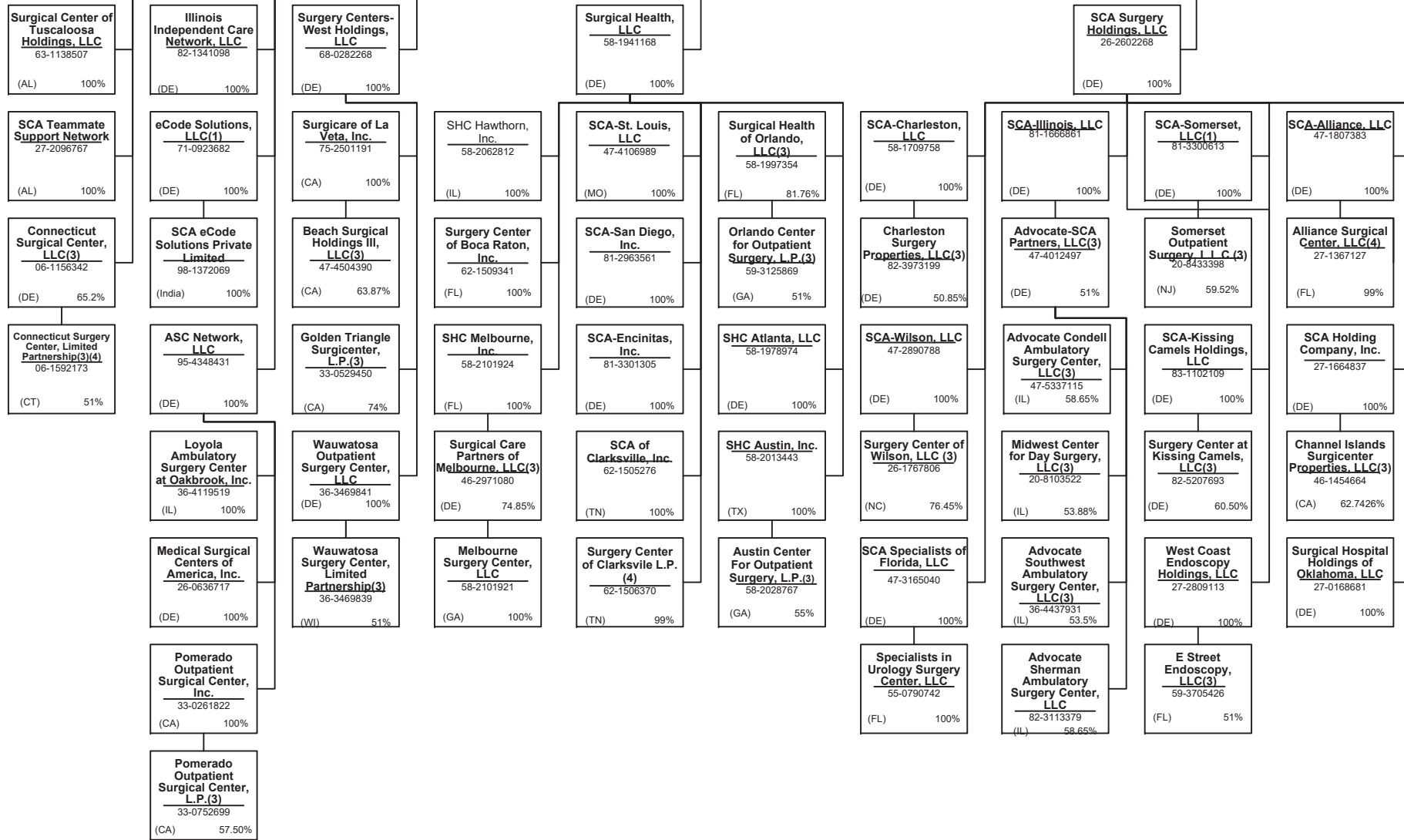
Continued on Next Page

SCHEDULE Y – INFORMATION CONCERNING ACTIVITIES OF INSURER MEMBERS OF A HOLDING COMPANY GROUP
PART 1 – ORGANIZATIONAL CHART

Surgical Care Affiliates, LLC
 (DE) 20-8922307 100%

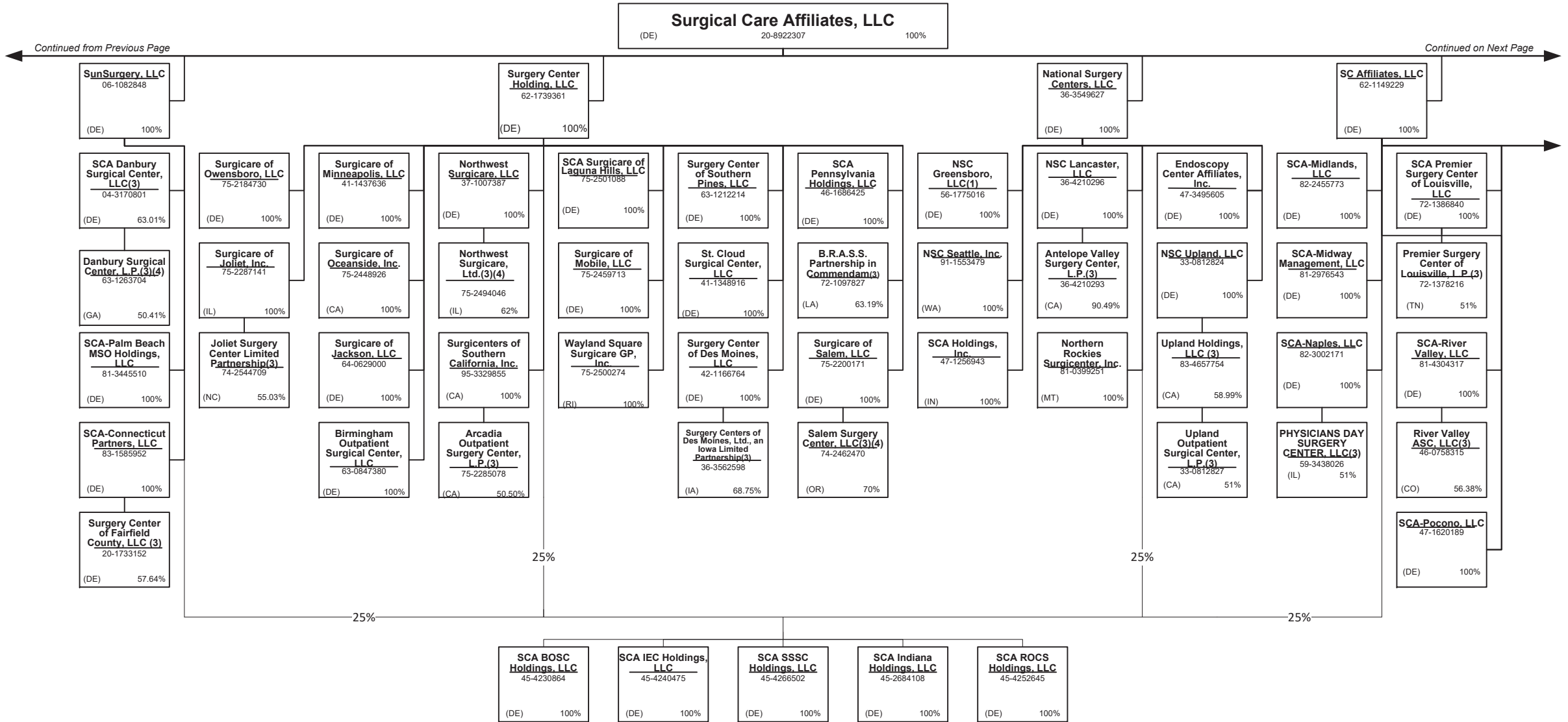
Continued from Previous Page

Continued on Next Page



SCHEDULE Y – INFORMATION CONCERNING ACTIVITIES OF INSURER MEMBERS OF A HOLDING COMPANY GROUP

PART 1 – ORGANIZATIONAL CHART



15.14

Continued from Previous Page

Continued on Next Page

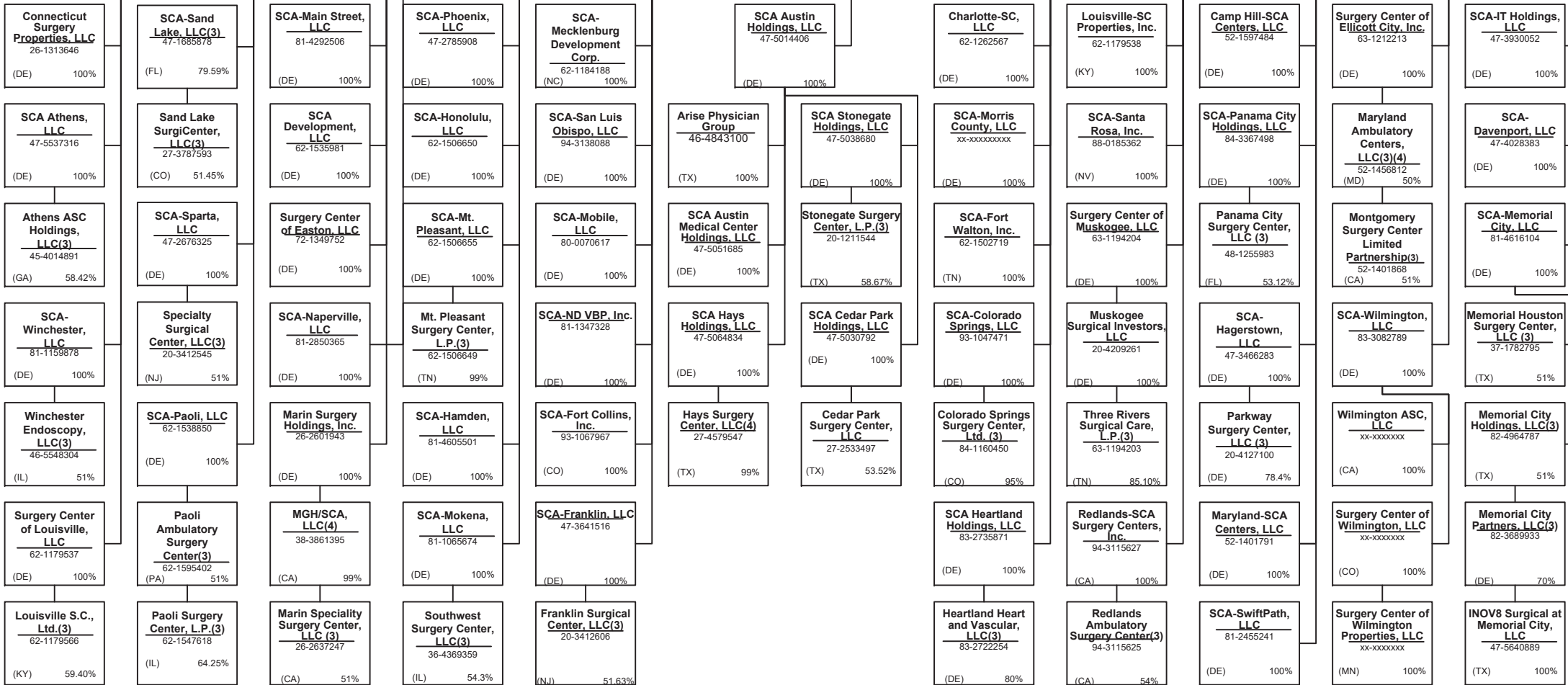
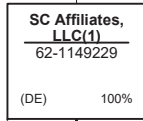
SCHEDULE Y – INFORMATION CONCERNING ACTIVITIES OF INSURER MEMBERS OF A HOLDING COMPANY GROUP

PART 1 – ORGANIZATIONAL CHART



Continued from Previous Page

Continued on Next Page





SCHEDULE Y – INFORMATION CONCERNING ACTIVITIES OF INSURER MEMBERS OF A HOLDING COMPANY GROUP

PART 1 – ORGANIZATIONAL CHART

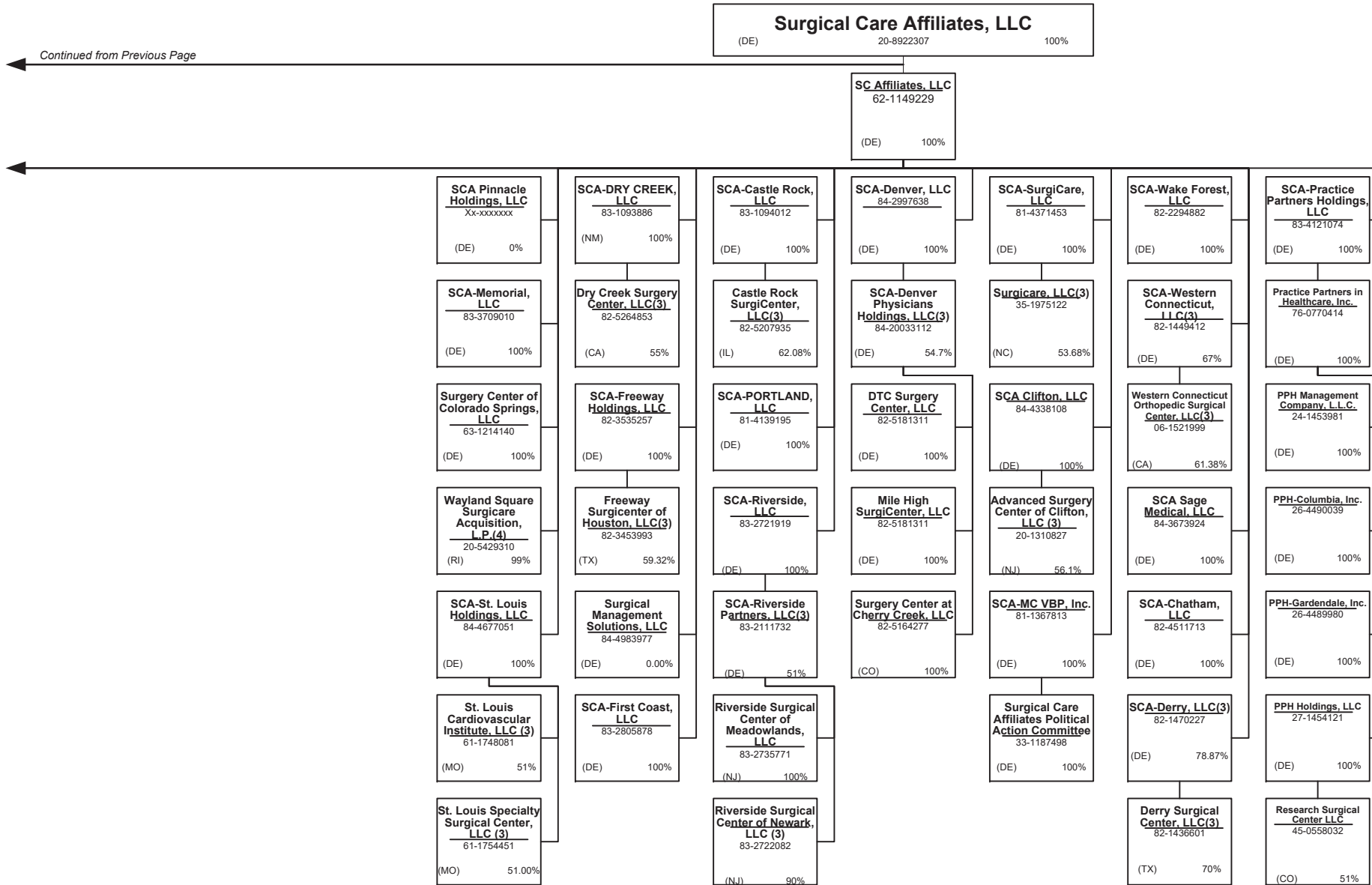


Continued from Previous Page

Continued on Next Page



SCHEDULE Y – INFORMATION CONCERNING ACTIVITIES OF INSURER MEMBERS OF A HOLDING COMPANY GROUP
PART 1 – ORGANIZATIONAL CHART



SCHEDULE Y – INFORMATION CONCERNING ACTIVITIES OF INSURER MEMBERS OF A HOLDING COMPANY GROUP**PART 1 – ORGANIZATIONAL CHART**

Minority Held or Physician Owned Entities

Entity	FEIN	Juris.	Entity	FEIN	Juris.
4C Medical Group, PLC	45-2402948	AZ	Everett Physicians, Inc. P.S.	81-1625636	WA
4C MHT, LLC	35-2564092	AZ	First Hill Surgery Center, LLC	47-2066485	WA
A.G. Dikengil, Inc.	22-3149900	NJ	Florence Surgery Center, L.P.	62-1551098	TN
Alaska Spine Center, LLC	92-0175856	AK	Fort Worth Endoscopy Centers, LLC	77-0368346	TX
Alaska Surgery Center, Limited Partnership	93-0982396	AK	Gladiolus Surgery Center, LLC	65-1025514	FL
Anne Arundel-SCA Holdings, LLC	82-5124069	MD	Greater Phoenix Collaborative Care, P.C.	27-2337725	AZ
Anne Arundel-SCA Surgicenter, LLC	82-4763728	MD	Greensboro Specialty Surgery Center, LLC	36-4053840	NC
AppleCare Hospitalists Medical Group, Inc.	14-1890491	CA	Grossmont Surgery Center, L.P.	33-0749339	CA
AppleCare Medical ACO, LLC	45-2852872	CA	Grossmont Surgery Center, L.P.	33-0749339	CA
AppleCare Medical Group St. Francis, Inc.	33-0845269	CA	HealthCare Partners Affiliates Medical Group	95-4526112	CA
AppleCare Medical Group, Inc.	33-0898174	CA	HealthCare Partners ASC-HB, LLC	26-4247365	CA
ARTA Health Network, P.C.	46-1772418	CA	HealthCare Partners ASC-LB, LLC	95-4628842	CA
ARTA Western California, Inc.	33-0658815	CA	HealthCare Partners Associates Medical Group, P.C.	45-5273760	CA
Aspectus, Inc.	04-3403101	MA	HealthCare Partners Medical Group, P.C.	95-4340584	CA
Beach Surgical Holdings II LLC	47-2083076	CA	HealthEast Surgery Center-Maplewood, LLC	20-3349887	MN
Better Health Value Network, LLC	47-4349079	WA	Hemonefro – Hemodiálise e Nefrologia Ltda		BRA
Bexar Imaging Center, LLC	22-3858211	TX	HFHS-SCA Holdings, LLC	46-5291602	MI
Birmingham Outpatient Surgery Center, Ltd., an Alabama Limited Partnership	63-0984076	AL	Homecare Dimensions of Florida, Inc.		TX
Blue Ridge Day Surgery Center, L.P.	62-1530122	TN	Homecare Dimensions, Inc.		TX
Blue Ridge Properties, LLC	37-1945431	DE	IN Style OPTICAL, LLC	27-3296953	MA
Boca Raton Outpatient Surgery & Laser Center, Ltd.	65-0241934	FL	Inland Faculty Medical Group, Inc.	33-0618077	CA
California Spring Holdings, PC	81-0881243	CA	Inspiris Medical Services of New Jersey, P.C.	45-2563134	NJ
Camp Hill Ambulatory Centers	52-1597478	PA	INSPIRIS of Michigan Medical Services, P.C.	27-1561674	MI
CCEC Anesthesia Management, LLC	82-1715584	TX	INSPIRIS of New York Medical Services, P.C.	13-4168739	NY
Centers for Family Medicine, GP	33-0483510	CA	INSPIRIS of Pennsylvania Medical Services, P.C.	26-2895670	PA
Charleston Surgery Center Limited Partnership	58-1709761	SC	Lexington Surgery Center, Ltd.	61-1028180	KY
Charlotte Surgery Center, LLC	56-1449531	NC	LGH-A/GOLF ASTC, L.L.C.	36-3468942	IL
Chatham Orthopaedic ASC, LLC	82-4075002	GA	Liberty Anesthesia Services, LLC	81-4465348	IL
Cleburne Surgical Center, LLC	20-3742012	TX	Loyola Ambulatory Surgery Center at Oakbrook, L.P.	36-4119522	IL
Clinton Partners, LLC	20-2236024	MI	March Holdings, Inc.	20-2880404	CA
Corpus Christi Endoscopy Center, L.L.P.	20-2595593	TX	March Vision Care Group, Incorporated	95-4874334	CA
David Moen, M.D. P.C.	81-5101448	NY	March Vision Care IPA, Inc.	27-3115058	NY
David R. Ferrell, M.D., P.C.	45-2380022	NV	March Vision Care, Inc.	20-3042852	CA
Day-OP Center Of Long Island Inc.	11-2811353	NY	MAT-RX DEVELOPMENT, L.L.C.	43-1967820	TX
Denton Endoscopy Surgery Center, LLC		TX	McKenzie Surgery Center, L.P.	62-1600267	TN
Denton Surgery Center, LLC	47-0926556	TX	ME Urgent Care Nebraska, Inc.	81-0936574	NE
Durable Medical Equipment, Inc.	04-3106404	MA	MedExpress Primary Care Arizona, P.C.	81-4550969	AZ
Empire Physicians' Medical Group, Inc.	33-0181426	CA	MedExpress Primary Care Kansas, P.A.	81-4605885	KS

SCHEDULE Y – INFORMATION CONCERNING ACTIVITIES OF INSURER MEMBERS OF A HOLDING COMPANY GROUP

PART 1 – ORGANIZATIONAL CHART

Minority Held or Physician Owned Entities

Entity	FEIN	Juris.	Entity	FEIN	Juris.
MedExpress Primary Care Maryland, P.C.	82-3384324	MD	MedExpress Urgent Care, P.S.C. - Kentucky	83-1565124	KY
MedExpress Primary Care Massachusetts, P.C.	82-1096099	MA	MedExpress, Inc. – Delaware	45-5436856	DE
MedExpress Primary Care Minnesota P.C.	81-4396738	MN	Memorial Healthcare IPA, GP	95-4688463	CA
MedExpress Primary Care Oklahoma, P.C.	83-1077265	OK	MHCH, Inc.	80-0507474	CA
MedExpress Primary Care South Carolina, P.C.	83-0764858	SC	Midlands Orthopaedics Surgery Center, LLC	20-3345412	SC
MedExpress Primary Care Texas, P.A.	84-2500750	TX	Mobile Medical Services, P.C.	30-0445773	NY
MedExpress Primary Care Virginia, P.C.	82-3395792	VA	Mobile-SC, LTD.	63-0883553	AL
MedExpress Primary Care West Virginia, Inc.	82-4401181	WV	Monarch Health Plan, Inc.	22-3935634	CA
MedExpress Primary Care Wisconsin, S.C.	81-4563448	WI	Monarch HealthCare, A Medical Group, Inc.	33-0587660	CA
MedExpress Urgent Care – New Jersey, P.C.	45-5388778	NJ	Monarch Hospice, LLC	30-0606451	CA
MedExpress Urgent Care - Northern New Jersey PC	83-2089623	NJ	Mosaic Management Services, Inc.	20-5892451	CA
MedExpress Urgent Care Arizona, P.C.	81-4030280	AZ	NAMM Medical Group Holdings, Inc.	56-2627070	CA
MedExpress Urgent Care Arkansas, P.A.	46-4348120	AZ	NAMM MGH, Inc.	61-1627269	CA
MedExpress Urgent Care California, P.C.	82-0930142	CA	Nifty After Fifty/Monarch, LLC	26-2995765	CA
MedExpress Urgent Care Connecticut, P.C.	81-1956812	CT	North Dallas Surgical Center, LLC	27-2248103	DE
MedExpress Urgent Care Idaho, P.C.	82-1135336	ID	Northern Rockies Surgery Center, LP.	63-1240726	TN
MedExpress Urgent Care Illinois, P.C.	47-4308614	IL	Northridge Medical Group, Inc.	95-4748023	CA
MedExpress Urgent Care Iowa, P.C.	81-5353472	IA	NPN IPA Washington, PLLC	61-1855159	WA
MedExpress Urgent Care Kansas, P.A.	47-1919283	KS	NSC Greensboro West, LLC	56-1963226	DE
MedExpress Urgent Care Minnesota P.C.	81-1125396	MN	OPHTHALMOLOGY SURGERY CENTER OF DALLAS, LLC	26-1914835	TX
MedExpress Urgent Care Missouri P.C.	47-3132625	MO	Optum Clinic, P.A.	75-2778455	TX
MedExpress Urgent Care North Carolina, P.C.	81-5138747	NC	Optum Medical Services of California, P.C.	30-0826311	CA
MedExpress Urgent Care Oregon, P.C.	82-1919436	OR	Optum Medical Services of Colorado, P.C.	45-5424191	CO
MedExpress Urgent Care Rhode Island, P.C.	81-5362765	RI	Optum Medical Services, P.C.	45-3866363	NC
MedExpress Urgent Care South Carolina, P.C.	81-5380706	SC	OREGON OUTPATIENT SURGERY CENTER, LLC	22-3883387	OR
MedExpress Urgent Care Texas, P.A.	47-5147441	TX	Park Hill Surgery Center, LLC	45-1484375	TX
MedExpress Urgent Care Washington, P.C.	82-2443118	WA	Perham Physical Therapy, LTD	20-5608977	MN
MedExpress Urgent Care Wisconsin, S.C.	81-4281678	WI	Physician Associates of the Greater San Gabriel Valley, a Medical Group		CA
MedExpress Urgent Care, Inc. – West Virginia	26-4546400	WV	Physician Partners Medical Group, Inc.	30-0516435	CA
MedExpress Urgent Care, P.C. – Georgia	47-1804667	GA	Physicians Care Network, L.L.C.	91-1822767	WA
MedExpress Urgent Care, P.C. – Indiana	90-0929572	IN	Plano de Saúde Ana Costa Ltda.	98-1388873	BRA
MedExpress Urgent Care, P.C. – Maryland	45-3461101	MD	Polyclinic Management Services Company, LLC	46-0508606	WA
MedExpress Urgent Care, P.C. – Massachusetts	47-1857908	MA	Primary Care Associated Medical Group, Inc.	33-0527335	CA
MedExpress Urgent Care, P.C. – Michigan	46-4793937	MI	Prime Community Care, Inc.	30-0516440	CA
MedExpress Urgent Care, P.C. – Oklahoma	47-1824365	OK	ProHEALTH Accountable Care Medical Group, PLLC	45-4469117	NY
MedExpress Urgent Care, P.C. – Pennsylvania	26-3750502	PA	ProHEALTH Ambulatory Surgery Center, Inc.	11-3447394	NY
MedExpress Urgent Care, P.C. – Tennessee	45-4973138	TN	ProHEALTH Care Associates of New Jersey LLP	47-5656253	NJ
MedExpress Urgent Care, P.C. – Virginia	45-3123110	VA	ProHEALTH Care Associates, L.L.P.	11-3355604	NY

SCHEDULE Y – INFORMATION CONCERNING ACTIVITIES OF INSURER MEMBERS OF A HOLDING COMPANY GROUP

PART 1 – ORGANIZATIONAL CHART

Minority Held or Physician Owned Entities

Entity	FEIN	Juris.	Entity	FEIN	Juris.
ProHealth Physicians ACO, LLC	45-5470737	CT	Texas Health Flower Mound Orthopedic Surgery Center, LLC	80-0866449	TX
ProHealth Physicians, P.C.	06-1469068	CT	Texas Health Orthopedic Surgery Center Alliance, LLC	81-4977249	TX
ProHEALTH Urgent Care Medicine of New Jersey LLP	47-5661535	NJ	Texas Health Surgery Center Alliance, LLC	82-2296081	TX
ProHEALTH Urgent Care Medicine, PLLC	46-1883579	NY	Texas Health Surgery Center Bedford, LLC	82-1307876	TX
Prospero Health Partners New York, P.C.	82-2400620	NY	Texas Health Surgery Center Las Colinas, LLC	83-0781259	TX
Prospero Health Partners, P.C.	84-3234753	MN	Texas Health Surgery Center Preston Plaza, LLC	20-3991622	TX
Providence & SCA Off-Campus Holdings, LLC	82-3765555	DE	Texas Health Surgery Center Rockwall, LLC	47-4425996	TX
Providence & SCA On-Campus Holdings, LLC	82-3270499	DE	Texas Health Surgery Center Southwest Fort Worth, LLC	84-3814490	TX
Providence & SCA Outreach Markets Holdings, LLC	83-1591205	DE	Texas Health Surgery Center Waxahachie, LLC	83-1464243	TX
PS Center, LLC	90-0876656	CA	Texas Health Surgery Center Willow Park, LLC		TX
Redlands Family Practice Medical Group, Inc.	56-2627067	CA	The Everett Clinic, PLLC	91-0214500	WA
Reliant Medical Group The Endoscopy Center, LLC	20-5251393	MA	The Eye Surgery Center of the Carolinas, L.P.	20-5562797	NC
Reliant Medical Group, Inc.	04-2472266	MA	The Polyclinic, PLLC	91-0369070	WA
Riverside Community Healthplan Medical Group, Inc.	33-0055097	CA	THR-SCA Holdings, LLC	46-1096461	TX
Riverside Electronic Healthcare Resources, Inc.	20-3420379	CA	Trauma Surgery Affiliates, LLC	46-5482620	TX
Riverside Pediatric Group, P.C.	22-3624559	NJ	USMD Diagnostic Services, LLC	27-2803133	TX
Robert B. McBeath, M.D. II, P.C.	86-0857176	NV	USMD of Arlington GP, L.L.C.	73-1662757	TX
Robert B. McBeath, M.D. III, P.C.	46-2662506	NV	Virtual Therapeutics Corporation		DE
Robert B. McBeath, M.D., Professional Corporation	88-0310956	NV	Walnut Hill Surgery Center, LLC	36-4499777	TX
Sanvello Behavioral Health Services of Texas, P.A.	84-3152209	TX	Waypoint Minnesota PC	46-2854394	MN
Sanvello Behavioral Health Services, P.A.	84-1754732	DE	Waypoint Minnesota Sports PC	46-3949765	MN
SCA Sage Medical MSO, LLC	84-3689385	DE	WellMed Medical Group, P.A.	74-2574229	TX
South Arlington Surgical Providers, LLC	75-2723958	TX	WellMed Network of Florida, Inc.	35-2314192	TX
Southern California Medical Practice Concepts, LLC	30-0743767	CA	WellMed Networks - DFW, Inc.	41-2250215	TX
Spartanburg Surgery Center, LLC	57-0953005	SC	WellMed Networks, Inc.	74-2889447	TX
St. Cloud Outpatient Surgery, Ltd., a Minnesota Limited Partnership	75-2201400	MN	WellMed of Las Cruces, Inc.	92-0183013	TX
Surgery Center at St. Vincent, LLC	81-3129674	OR	West Valley Internal Medicine Associates, L.L.C.	86-0899846	AZ
Surgery Center of Lexington, LLC	62-1179539	DE	West Valley Urgent Care, LLC	86-1029261	AZ
Surgical Eye Experts, LLC	65-1321064	MA	WND Medical, PLLC	45-2158334	TX
Surgicare of Jackson, Ltd., a Mississippi Limited Partnership	75-2162993	MS	XLHome Michigan, P.C.	46-3537245	MI
Surgicare of La Veta, Ltd., a California Limited Partnership	75-2507129	CA	XLHome Northeast, P.C.	45-5530241	NJ
Surgicare of Minneapolis, Ltd., a Minnesota Limited Partnership	41-1624905	MN	XLHome Oklahoma, Inc.	46-2931689	OK
Surgicare of Mobile, Ltd.	75-2459715	AL	XLHome, P.C.	27-3543997	MD
SurgiCenter of San Antonio at Westover Hills, LLC	82-3717201	TX			
Taidene Medical Ltd.	98-1260384	CAN			
Talbert Medical Group, P.C.	93-1172065	CA			
TeamMD Physicians, P.C.	42-1446216	IA			
Texas Health Craig Ranch Surgery Center, LLC	38-3897811	TX			

UnitedHealth Group Incorporated Organizational Chart

As of March 31, 2020

Notes

- (1) Entity is owned in full or in part by a UnitedHealth Group Incorporated friendly physician.
- (2) Control of the Foundation is based on sole membership, not the ownership of voting securities.
- (3) The remaining percentage is owned either by a non-affiliated entity, outside investor(s), former company officer(s), or third party shareholder(s).
- (4) The minority percentage is owned by one or more affiliated UnitedHealth Group Incorporated subsidiaries. Voting rights do vary.
- (5) No information of the other shareholder(s) has been provided
- (6) General partnership interests are held by United HealthCare Services, Inc. (89.77%) and by UnitedHealthcare, Inc. (10.23%). United HealthCare Services, Inc. also holds 100% of the limited partnership interests. When combining general and limited partner interests, United HealthCare Services, Inc. owns 94.18% and UnitedHealthcare, Inc. owns 5.83%.
- (7) Branch offices in Iraq and Uganda.
- (8) H&W Indemnity (SPC), Ltd. is an exempted segregated portfolio company organized under the laws of the Cayman Islands and holds a Cayman insurance license.
- (9) Registered as a foreign shareholder in Brazil.
- (10) Registered in Nova Scotia and Newfoundland & Labrador.
- (11) Polar II Fundo de Investimento em Participações is a Brazilian private equity investment fund incorporated in the form of a closed-end condominium.
- (12) Branch office located in the United States.
- (13) Entity has a representative office in Beijing, China.
- (14) Registered in the Dubai Silicon Oasis free zone.
- (15) Registered branches in Australia and the UK.
- (16) Registered in the Dubai Healthcare City free zone.

STATEMENT AS OF MARCH 31, 2020 OF THE UnitedHealthcare Plan of the River Valley, Inc.

SCHEDULE Y
PART 1A - DETAIL OF INSURANCE HOLDING COMPANY SYSTEM

1	2	3	4	5	6	7	8	9	10	11	12	13	14	15	16
Group Code	Group Name	NAIC Company Code	ID Number	Federal RSSD	CIK	Name of Securities Exchange if Publicly Traded (U.S. or International)	Names of Parent, Subsidiaries Or Affiliates	Domiciliary Location	Relationship to Reporting Entity	Directly Controlled by (Name of Entity/Person)	Type of Control (Ownership, Board, Management, Attorney-in-Fact, Influence, Other)	If Control is Ownership Provide Percentage	Ultimate Controlling Entity(ies)/Person(s)	Is an SCA Filing Required? (Y/N)	*
		.00000	98-1308130				1070715 B.C. Unlimited Liability Company	.CAN	NIA	OptumRx Group Holdings, Inc.	Ownership	100.000	UnitedHealth Group Incorporated		
		.00000	20-2904092				1st Avenue Pharmacy, Inc.	.WA	NIA	Genoa Healthcare LLC	Ownership	100.000	UnitedHealth Group Incorporated		
		.00000	27-2624551				310 Canyon Medical, LLC	.CA	NIA	Monarch Management Services, Inc.	Ownership	100.000	UnitedHealth Group Incorporated		
		.00000	45-2402948				4C Medical Group, PLC	.AZ	NIA	Physician(s) owned	Influence	0.000	UnitedHealth Group Incorporated		4
		.00000	35-2564092				4C MHT, LLC	.AZ	NIA	Physician(s) owned	Influence	0.000	UnitedHealth Group Incorporated		4
		.00000	84-1900997				4C MSD LLC	.DE	NIA	Collaborative Care Holdings, LLC	Ownership	70.000	UnitedHealth Group Incorporated		2
		.00000	35-2607738				5995 Minnetonka, LLC	.DE	NIA	UnitedHealthcare Insurance Company	Ownership	100.000	UnitedHealth Group Incorporated		
		.00000	22-3149900				A.G. Dikengil, Inc.	.NJ	NIA	Physician(s) owned	Influence	0.000	UnitedHealth Group Incorporated		4
		.00000	27-0515438				ABCO International Holdings, LLC	.DE	NIA	The Advisory Board Company	Ownership	100.000	UnitedHealth Group Incorporated		
		.00000	74-2819189				Access Administrators, Inc.	.TX	NIA	Access HealthSource, Inc.	Ownership	100.000	UnitedHealth Group Incorporated		
		.00000	74-2943370				310 Canyon Medical, LLC	.TX	NIA	Access HealthSource, Inc.	Ownership	100.000	UnitedHealth Group Incorporated		
		.00000	74-2843073				Access HealthSource, Inc.	.TX	NIA	HealthScope Benefits, Inc.	Ownership	100.000	UnitedHealth Group Incorporated		
		.00000	81-4328859				Accurate Advantage, LLC	.MO	NIA	Accurate Rx Pharmacy Consulting, LLC	Ownership	100.000	UnitedHealth Group Incorporated		
		.00000	26-3329157				Accurate Rx Pharmacy Consulting, LLC	.MO	NIA	Diplomat Pharmacy, Inc.	Ownership	100.000	UnitedHealth Group Incorporated		
		.00000	41-1913523				ACN Group IPA of New York, Inc.	.NY	NIA	OptumHealth Care Solutions, LLC	Ownership	100.000	UnitedHealth Group Incorporated		
		.00000	27-0015861				ACN Group of California, Inc.	.CA	IA	OptumHealth Care Solutions, LLC	Ownership	100.000	UnitedHealth Group Incorporated		
		.00000	98-1446128				Administradora Clínica La Colina S.A.S.	.COL	NIA	Banmedica Internacional SpA	Ownership	50.000	UnitedHealth Group Incorporated		
		.00000	98-1446128				Administradora Clínica La Colina S.A.S.	.COL	NIA	CDC Holdings Colombia S.A.S.	Ownership	50.000	UnitedHealth Group Incorporated		
		.00000	98-1446125				Administradora Country S.A.	.COL	NIA	Banmedica Internacional SpA	Ownership	50.000	UnitedHealth Group Incorporated		
		.00000	98-1446125				Administradora Country S.A.	.COL	NIA	CDC Holdings Colombia S.A.S.	Ownership	50.000	UnitedHealth Group Incorporated		
		.00000	98-1451601				Administradora Médica Centromed S.A.	.CHL	NIA	Vida Integra S.A.	Ownership	74.500	UnitedHealth Group Incorporated		2
		.00000	20-2598653				Advanced Pharma, Inc.	.TX	NIA	Apothecary Holdings, Inc.	Ownership	100.000	UnitedHealth Group Incorporated		
		.00000	20-1310827				Advanced Surgery Center of Clifton, LLC	.NJ	NIA	SCA Clifton, LLC	Ownership	56.100	UnitedHealth Group Incorporated		2
		.00000	26-4093335				Advanced Surgical Hospital, LLC	.PA	NIA	SCA Southwestern PA, LLC	Ownership	53.450	UnitedHealth Group Incorporated		2
		.00000	74-2642393				Advantage Care Network, Inc.	.DE	NIA	Access HealthSource, Inc.	Ownership	100.000	UnitedHealth Group Incorporated		
		.00000	47-5337115				Advocate Condell Ambulatory Surgery Center, LLC	.IL	NIA	Advocate-SCA Partners, LLC	Ownership	59.645	UnitedHealth Group Incorporated		2
		.00000	82-3113379				Advocate Sherman Ambulatory Surgery Center, LLC	.IL	NIA	Advocate-SCA Partners, LLC	Ownership	100.000	UnitedHealth Group Incorporated		
		.00000	36-4437931				Advocate Southwest Ambulatory Surgery Center, L.L.C.	.IL	NIA	Advocate-SCA Partners, LLC	Ownership	53.500	UnitedHealth Group Incorporated		2
		.00000	47-4012497				Advocate-SCA Partners, LLC	.DE	NIA	SCA-Illinois, LLC	Ownership	51.000	UnitedHealth Group Incorporated		2
		.00000					Aeromil Táxi Aéreo Ltda.	.BRA	NIA	Amil Assistência Médica Internacional S.A.	Ownership	100.000	UnitedHealth Group Incorporated		
		.00000	26-1777941				Affinity Biotech, Inc.	.TX	NIA	Diplomat Pharmacy, Inc.	Ownership	100.000	UnitedHealth Group Incorporated		
		.00000	45-4171713				AHN Accountable Care Organization, LLC	.IN	NIA	American Health Network of Indiana, LLC	Ownership	100.000	UnitedHealth Group Incorporated		
		.00000	35-2109566				AHN Central Services, LLC	.IN	NIA	AHN Target Holdings, LLC	Ownership	100.000	UnitedHealth Group Incorporated		
		.00000	35-2582899				AHN Target Holdings, LLC	.DE	NIA	Collaborative Care Holdings, LLC	Ownership	80.100	UnitedHealth Group Incorporated		2
		.00000	92-0175856				Alaska Spine Center, LLC	.AK	NIA	Alaska Surgery Center, Limited Partnership	Influence	0.000	UnitedHealth Group Incorporated		5
		.00000	93-0982396				Alaska Surgery Center, Limited Partnership	.AK	NIA	SCA Alaska Surgery Center, Inc.	Influence	40.462	UnitedHealth Group Incorporated		5
		.00000	98-1447435				Alliansalud Entidad Promotora de Salud S.A.	.COL	IA	Banmedica S.A.	Ownership	76.290	UnitedHealth Group Incorporated		1
.0707	UnitedHealth Group Incorporated	82406	35-1665915				All Savers Insurance Company	.IN	IA	Golden Rule Financial Corporation	Ownership	100.000	UnitedHealth Group Incorporated		
.0707	UnitedHealth Group Incorporated	73130	35-1744596				All Savers Life Insurance Company of California	.CA	IA	Golden Rule Financial Corporation	Ownership	100.000	UnitedHealth Group Incorporated		
		.00000	27-1367127				Alliance Surgical Center, LLC	.FL	NIA	SCA-Alliance, LLC	Ownership	51.290	UnitedHealth Group Incorporated		2
		.00000	63-1231942				Aloha Surgical Center, LLC	.TN	NIA	Surgery Center of Maui, LLC	Ownership	74.000	UnitedHealth Group Incorporated		2
		.00000	65-1095227				Ambient Healthcare, Inc.	.FL	NIA	Ambient Holdings, Inc.	Ownership	100.000	UnitedHealth Group Incorporated		
		.00000	45-2161438				Ambient Holdings, Inc.	.DE	NIA	Optum Infusion Services 500, Inc.	Ownership	100.000	UnitedHealth Group Incorporated		
		.00000	45-4770582				American Health Network of Indiana Care Organization, LLC	.IN	NIA	AHN Target Holdings, LLC	Ownership	100.000	UnitedHealth Group Incorporated		
		.00000	35-1930805				American Health Network of Indiana II, LLC	.IN	NIA	AHN Target Holdings, LLC	Ownership	100.000	UnitedHealth Group Incorporated		
.0707	UnitedHealth Group Incorporated	52623	35-2108729				American Health Network of Indiana, LLC	.IN	IA	AHN Target Holdings, LLC	Ownership	100.000	UnitedHealth Group Incorporated		

STATEMENT AS OF MARCH 31, 2020 OF THE UnitedHealthcare Plan of the River Valley, Inc.

SCHEDULE Y
PART 1A - DETAIL OF INSURANCE HOLDING COMPANY SYSTEM

1	2	3	4	5	6	7	8	9	10	11	12	13	14	15	16
Group Code	Group Name	NAIC Company Code	ID Number	Federal RSSD	CIK	Name of Securities Exchange if Publicly Traded (U.S. or International)	Names of Parent, Subsidiaries Or Affiliates	Domi-ciliary Location	Relation-ship to Reporting Entity	Directly Controlled by (Name of Entity/Person)	Type of Control (Ownership, Board, Management, Attorney-in-Fact, Influence, Other)	If Control is Ownership Provide Percentage	Ultimate Controlling Entity(ies)/Person(s)	Is an SCA Filing Re-quired? (Y/N)	*
		.0000	45-4132160				American Health Network of Ohio Care Organization, LLC	OH	NIA	AHN Target Holdings, LLC	Ownership	100.000	UnitedHealth Group Incorporated		
		.0000	31-1424956				American Health Network of Ohio II, LLC	OH	NIA	AHN Target Holdings, LLC	Ownership	100.000	UnitedHealth Group Incorporated		
		.0000	31-1424957				American Health Network of Ohio, LLC	OH	NIA	AHN Target Holdings, LLC	Ownership	100.000	UnitedHealth Group Incorporated		
		.0000	04-3041221				American Homecare Federation, Inc.	CT	NIA	Diplomat Pharmacy, Inc.	Ownership	100.000	UnitedHealth Group Incorporated		
		.0000	54-1743136				AmeriChoice Corporation	DE	NIA	UnitedHealth Group Incorporated	Ownership	100.000	UnitedHealth Group Incorporated		
.0707	UnitedHealth Group Incorporated	95497	22-3368602				AmeriChoice of New Jersey, Inc.	NJ	IA	AmeriChoice Corporation	Ownership	100.000	UnitedHealth Group Incorporated		
		.0000	98-1108620				Amico Saúde Ltda.	BRA	NIA	Santa Helena Assistência Médica S.A.	Ownership	99.035	UnitedHealth Group Incorporated		
		.0000	98-1108620				Amico Saúde Ltda.	BRA	NIA	Cemed Care – Empresa de Atendimento Clínico Geral Ltda.	Ownership	0.965	UnitedHealth Group Incorporated		
		.0000					Amil Assistência Médica Internacional S.A.	BRA	IA	Polar II Fundo de Investimento em Participações Multiestrategia	Ownership	92.374	UnitedHealth Group Incorporated		
		.0000					Amil Assistência Médica Internacional S.A.	BRA	IA	UHG Brasil Participações S.A.	Ownership	7.626	UnitedHealth Group Incorporated		
		.0000	98-1138212				AMIL International S.á.r.l.	LUX	NIA	Amil Assistência Médica Internacional S.A.	Ownership	100.000	UnitedHealth Group Incorporated		
		.0000	98-1454564				Análisis Clínicos ML S.A.C.	PER	NIA	Pacifico S.A. Entidad Prestadora de Salud EPS	Ownership	100.000	UnitedHealth Group Incorporated		
		.0000					Angiografia e Hemodinâmica Madre Theodora Ltda.	BRA	NIA	Esho – Empresa de Serviços Hospitalares S.A.	Ownership	50.000	UnitedHealth Group Incorporated		2
		.0000	82-5124069				Anne Arundel-SCA Holdings, LLC	MD	NIA	SCA-Anne Arundel, LLC	Influence	33.340	UnitedHealth Group Incorporated		5
		.0000	82-4763728				Anne Arundel-SCA Surgicenter, LLC	MD	NIA	Anne Arundel-SCA Holdings, LLC	Influence	66.760	UnitedHealth Group Incorporated		5
		.0000	36-4210293				Antelope Valley Surgery Center, L.P.	CA	NIA	NSC Lancaster, LLC	Ownership	90.490	UnitedHealth Group Incorporated		2
		.0000	26-3913051				Apothecary Holdings, Inc.	DE	NIA	OptumRx Holdings, LLC	Ownership	100.000	UnitedHealth Group Incorporated		
		.0000	86-0960334				Apothecary Shop of Phoenix, Inc.	AZ	NIA	Apothecary Holdings, Inc.	Ownership	100.000	UnitedHealth Group Incorporated		
		.0000	14-1890491				AppleCare Hospitalists Medical Group, Inc.	CA	NIA	Physician(s) owned	Influence	0.000	UnitedHealth Group Incorporated		4
		.0000	45-2852872				AppleCare Medical ACO, LLC	CA	NIA	Physician(s) owned	Influence	0.000	UnitedHealth Group Incorporated		4
		.0000	33-0845269				AppleCare Medical Group St. Francis, Inc.	CA	NIA	Physician(s) owned	Influence	0.000	UnitedHealth Group Incorporated		4
		.0000	33-0896174				AppleCare Medical Group, Inc.	CA	NIA	Physician(s) owned	Influence	0.000	UnitedHealth Group Incorporated		4
		.0000	27-2068687				AppleCare Medical Management, LLC	DE	NIA	Collaborative Care Holdings, LLC	Ownership	100.000	UnitedHealth Group Incorporated		
		.0000					APS – Assistência Personalizada à Saúde Ltda.	BRA	IA	Santa Helena Assistência Médica S.A.	Ownership	100.000	UnitedHealth Group Incorporated		
		.0000					APS – Assistência Personalizada à Saúde Ltda.	BRA	IA	Amil Assistência Médica Internacional S.A.	Ownership	0.000	UnitedHealth Group Incorporated		
		.0000	98-1399975				Aquitania Chilean Holding SpA	CHL	NIA	Bordeaux UK Holdings II Limited	Ownership	100.000	UnitedHealth Group Incorporated		
		.0000	75-2285078				Arcadia Outpatient Surgery Center, L.P.	CA	NIA	Surgicenters of Southern California, Inc.	Ownership	50.500	UnitedHealth Group Incorporated		2
		.0000	46-4843100				Arise Physician Group	TX	NIA	SCA Austin Holdings, LLC	Ownership	100.000	UnitedHealth Group Incorporated		
		.0000	86-0813232				Arizona Physicians IPA, Inc.	AZ	IA	UnitedHealthcare, Inc.	Ownership	100.000	UnitedHealth Group Incorporated		
		.0000	75-2055800				Arlington Surgery Center, LLC	TX	NIA	THR-SCA Holdings, LLC	Ownership	0.000	UnitedHealth Group Incorporated		2
		.0000	46-1772418				ARTA Health Network, P.C.	CA	NIA	Physician(s) owned	Influence	0.000	UnitedHealth Group Incorporated		4
		.0000	33-0658815				ARTA Western California, Inc.	CA	NIA	Physician(s) owned	Influence	0.000	UnitedHealth Group Incorporated		4
		.0000	46-3907136				ASC Holdings of New Jersey, LLC	NJ	NIA	SC Affiliates, LLC	Ownership	100.000	UnitedHealth Group Incorporated		
		.0000	95-4348431				ASC Network, LLC	DE	NIA	Surgical Care Affiliates, LLC	Ownership	100.000	UnitedHealth Group Incorporated		
		.0000	90-0369702				ASI Global, LLC	TX	NIA	FrontierMEDX, Inc.	Ownership	100.000	UnitedHealth Group Incorporated		
		.0000	04-3403101				Aspectus, Inc.	MA	NIA	Physician(s) owned	Influence	0.000	UnitedHealth Group Incorporated		4
		.0000	26-3878957				AssuranceRx, LLC	AL	NIA	Optum Pharmacy 705, LLC	Ownership	100.000	UnitedHealth Group Incorporated		
		.0000	45-4014891				Athens ASC Holdings, LLC	GA	NIA	SCA Athens, LLC	Ownership	58.420	UnitedHealth Group Incorporated		2
		.0000	20-1956545				At-Home IV Infusion Professional, Inc.	MD	NIA	Diplomat Pharmacy, Inc.	Ownership	100.000	UnitedHealth Group Incorporated		
		.0000	47-0990056				Audax Health Solutions, LLC	DE	NIA	Rally Health, Inc.	Ownership	100.000	UnitedHealth Group Incorporated		
		.0000	58-2028767				Austin Center for Outpatient Surgery, L.P.	GA	NIA	SHC Austin, Inc.	Ownership	54.000	UnitedHealth Group Incorporated		2
		.0000	27-2869469				Avella of Austin, Inc.	AZ	NIA	Apothecary Holdings, Inc.	Ownership	100.000	UnitedHealth Group Incorporated		
		.0000	14-1917726				Avella of Columbus, Inc.	AZ	NIA	Apothecary Holdings, Inc.	Ownership	100.000	UnitedHealth Group Incorporated		
		.0000	13-4318552				Avella of Deer Valley, Inc.	AZ	NIA	Apothecary Holdings, Inc.	Ownership	100.000	UnitedHealth Group Incorporated		
		.0000	45-5239373				Avella of Denver, Inc.	AZ	NIA	Apothecary Holdings, Inc.	Ownership	100.000	UnitedHealth Group Incorporated		
		.0000	86-1044713				Avella of Gilbert, Inc.	AZ	NIA	Apothecary Holdings, Inc.	Ownership	100.000	UnitedHealth Group Incorporated		

STATEMENT AS OF MARCH 31, 2020 OF THE UnitedHealthcare Plan of the River Valley, Inc.

SCHEDULE Y
PART 1A - DETAIL OF INSURANCE HOLDING COMPANY SYSTEM

1	2	3	4	5	6	7	8	9	10	11	12	13	14	15	16
Group Code	Group Name	NAIC Company Code	ID Number	Federal RSSD	CIK	Name of Securities Exchange if Publicly Traded (U.S. or International)	Names of Parent, Subsidiaries Or Affiliates	Domi-ciliary Location	Relation-ship to Reporting Entity	Directly Controlled by (Name of Entity/Person)	Type of Control (Ownership, Board, Management, Attorney-in-Fact, Influence, Other)	If Control is Ownership Provide Percentage	Ultimate Controlling Entity(ies)/Person(s)	Is an SCA Filing Re-quired? (Y/N)	*
		.0000	26-4241458				Avella of Las Vegas II, Inc.	AZ	NIA	Apothecary Holdings, Inc.	Ownership	100.000	UnitedHealth Group Incorporated		
		.0000	46-0609947				Avella of Orlando, Inc.	AZ	NIA	Apothecary Holdings, Inc.	Ownership	100.000	UnitedHealth Group Incorporated		
		.0000	26-0583808				Avella of Phoenix III, Inc.	AZ	NIA	Apothecary Holdings, Inc.	Ownership	100.000	UnitedHealth Group Incorporated		
		.0000	27-0121303				Avella of Sacramento, Inc.	CA	NIA	Apothecary Holdings, Inc.	Ownership	100.000	UnitedHealth Group Incorporated		
		.0000	86-0819588				Avella of Scottsdale, Inc.	AZ	NIA	Apothecary Holdings, Inc.	Ownership	100.000	UnitedHealth Group Incorporated		
		.0000	27-1688911				Avella of St. Louis, Inc.	AZ	NIA	Apothecary Holdings, Inc.	Ownership	100.000	UnitedHealth Group Incorporated		
		.0000	36-4435924				Avella of Tampa, LLC	FL	NIA	Apothecary Holdings, Inc.	Ownership	100.000	UnitedHealth Group Incorporated		
		.0000	20-3253658				Avella of Tucson II, Inc.	AZ	NIA	Apothecary Holdings, Inc.	Ownership	100.000	UnitedHealth Group Incorporated		
		.0000	86-1044712				Avella of Tucson, Inc.	AZ	NIA	Apothecary Holdings, Inc.	Ownership	100.000	UnitedHealth Group Incorporated		
		.0000	35-2563332				Avella Patient Access Program, Inc.	AZ	NIA	Apothecary Holdings, Inc.	Ownership	100.000	UnitedHealth Group Incorporated		
		.0000	20-4057813				Aveta Inc.	DE	NIA	Collaborative Care Holdings, LLC	Ownership	100.000	UnitedHealth Group Incorporated		
		.0000	30-0842394				AxelaCare Intermediate Holdings, LLC	DE	NIA	OptumRx, Inc.	Ownership	100.000	UnitedHealth Group Incorporated		
		.0000	61-1708598				AxelaCare, LLC	DE	NIA	AxelaCare Intermediate Holdings, LLC	Ownership	100.000	UnitedHealth Group Incorporated		
		.0000	72-1097827				B.R.A.S.S. Partnership in Commendam	LA	NIA	Surgery Center Holding, LLC	Ownership	67.940	UnitedHealth Group Incorporated		2
		.0000	98-1462787				Banmedica Colombia SpA	COL	NIA	Banmedica Internacional SpA	Ownership	100.000	UnitedHealth Group Incorporated		
		.0000	98-1444151				Banmedica Internacional SpA	CHL	NIA	Banmedica S.A.	Ownership	99.000	UnitedHealth Group Incorporated		
		.0000	98-1444151				Banmedica Internacional SpA	CHL	NIA	Saden S.A.	Ownership	1.000	UnitedHealth Group Incorporated		
		.0000	98-1444127				Banmedica S.A.	CHL	NIA	Bordeaux Holding SpA	Ownership	98.229	UnitedHealth Group Incorporated		2
		.0000	47-2083076				Beach Surgical Holdings II LLC	CA	NIA	SCA Surgicare of Laguna Hills, LLC	Influence	49.000	UnitedHealth Group Incorporated		5
		.0000	47-4504390				Beach Surgical Holdings III, LLC	CA	NIA	Surgicare of La Veta, Inc.	Ownership	63.870	UnitedHealth Group Incorporated		2
		.0000	88-0267857				Behavioral Healthcare Options, Inc.	NV	NIA	Sierra Health Services, Inc.	Ownership	100.000	UnitedHealth Group Incorporated		
		.0000	42-1485537				Benefit Administration for the Self Employed, L.L.C.	IA	NIA	HealthMarkets, LLC	Ownership	80.000	UnitedHealth Group Incorporated		2
		.0000	46-1134506				Benefitter Insurance Solutions, Inc.	DE	NIA	HealthMarkets Insurance Agency, Inc.	Ownership	100.000	UnitedHealth Group Incorporated		
		.0000	47-4349079				Better Health Value Network, LLC	WA	NIA	The Polyclinic, PLLC	Influence	60.000	UnitedHealth Group Incorporated		5
		.0000	22-3858211				Bexar Imaging Center, LLC	TX	NIA	Physician(s) owned	Influence	0.000	UnitedHealth Group Incorporated		4
		.0000	01-0808529				BioRx, LLC	DE	NIA	Diplomat Blocker, Inc.	Ownership	100.000	UnitedHealth Group Incorporated		
		.0000	63-0984076				Birmingham Outpatient Surgery Center, Ltd., an Alabama Limited Partnership	AL	NIA	Birmingham Outpatient Surgical Center, LLC	Ownership	30.220	UnitedHealth Group Incorporated		5
		.0000	63-0847380				Birmingham Outpatient Surgical Center, LLC	DE	NIA	Surgery Center Holding, LLC	Ownership	100.000	UnitedHealth Group Incorporated		
		.0000	62-1530122				Blue Ridge Day Surgery Center, L.P.	TN	NIA	Blue Ridge GP, LLC	Influence	40.497	UnitedHealth Group Incorporated		5
		.0000	27-2241593				Blue Ridge GP, LLC	NC	NIA	SCA-Blue Ridge, LLC	Ownership	100.000	UnitedHealth Group Incorporated		
		.0000	37-1945431				Blue Ridge Properties, LLC	DE	NIA	Blue Ridge Day Surgery Center, L.P.	Influence	100.000	UnitedHealth Group Incorporated		5
		.0000	65-0241934				Boca Raton Outpatient Surgery & Laser Center, Ltd.	FL	NIA	Surgery Center of Boca Raton, Inc.	Influence	30.000	UnitedHealth Group Incorporated		5
		.0000	98-1396690				Bordeaux (Barbados) Holdings I, SRL	BBB	NIA	FrontierMEDX US, Inc.	Ownership	100.000	UnitedHealth Group Incorporated		
		.0000	98-1396559				Bordeaux (Barbados) Holdings II, SRL	BBB	NIA	Bordeaux (Barbados) Holdings I, SRL	Ownership	100.000	UnitedHealth Group Incorporated		
		.0000	98-1403634				Bordeaux (Barbados) Holdings III, SRL	BBB	NIA	Bordeaux (Barbados) Holdings II, SRL	Ownership	100.000	UnitedHealth Group Incorporated		
		.0000	98-1398490				Bordeaux Holding SpA	CHL	NIA	Aquitania Chilean Holding SpA	Ownership	100.000	UnitedHealth Group Incorporated		
		.0000	82-3147824				Bordeaux International Holdings, Inc.	DE	NIA	UnitedHealth Group Incorporated	Ownership	100.000	UnitedHealth Group Incorporated		
		.0000	98-1390574				Bordeaux UK Holdings I Limited	GBR	NIA	Bordeaux International Holdings, Inc.	Ownership	100.000	UnitedHealth Group Incorporated		
		.0000	98-1391914				Bordeaux UK Holdings II Limited	GBR	NIA	Bordeaux UK Holdings I Limited	Ownership	100.000	UnitedHealth Group Incorporated		
		.0000	98-1389224				Bordeaux UK Holdings III Limited	GBR	NIA	Bordeaux UK Holdings II Limited	Ownership	100.000	UnitedHealth Group Incorporated		
		.0000	98-1112673				Bosque Medical Center Ltda.	BRA	NIA	Anil Assistência Médica Internacional S.A.	Ownership	82.881	UnitedHealth Group Incorporated		
		.0000	98-1112673				Bosque Medical Center Ltda.	BRA	NIA	Esho - Empresa de Serviços Hospitalares S.A.	Ownership	17.119	UnitedHealth Group Incorporated		
		.0000	20-2387834				Brandon Ambulatory Surgery Center, LLC	FL	NIA	SCA-Brandon, LLC	Ownership	54.540	UnitedHealth Group Incorporated		2
		.0000	90-0884047				BriovaRx Infusion Services 102, LLC	DE	NIA	Optum Infusion Services 500, Inc.	Ownership	100.000	UnitedHealth Group Incorporated		
		.0000	57-0861358				BriovaRx Infusion Services 200, Inc.	SC	NIA	Ambient Healthcare, Inc.	Ownership	100.000	UnitedHealth Group Incorporated		
		.0000	55-0802774				BriovaRx Infusion Services 204, Inc.	FL	NIA	Ambient Healthcare, Inc.	Ownership	100.000	UnitedHealth Group Incorporated		
		.0000	55-0802779				BriovaRx Infusion Services 209, Inc.	GA	NIA	Ambient Healthcare, Inc.	Ownership	100.000	UnitedHealth Group Incorporated		
		.0000	11-3647935				BriovaRx of Florida, Inc.	DE	NIA	OptumRx PBM of Illinois, Inc.	Ownership	100.000	UnitedHealth Group Incorporated		
		.0000	27-1930321				BriovaRx of Georgia, LLC	AL	NIA	Optum Pharmacy 705, LLC	Ownership	100.000	UnitedHealth Group Incorporated		

STATEMENT AS OF MARCH 31, 2020 OF THE UnitedHealthcare Plan of the River Valley, Inc.

SCHEDULE Y
PART 1A - DETAIL OF INSURANCE HOLDING COMPANY SYSTEM

1	2	3	4	5	6	7	8	9	10	11	12	13	14	15	16
Group Code	Group Name	NAIC Company Code	ID Number	Federal RSSD	CIK	Name of Securities Exchange if Publicly Traded (U.S. or International)	Names of Parent, Subsidiaries Or Affiliates	Domi-ciliary Location	Relation-ship to Reporting Entity	Directly Controlled by (Name of Entity/Person)	Type of Control (Ownership, Board, Management, Attorney-in-Fact, Influence, Other)	If Control is Ownership Provide Percentage	Ultimate Controlling Entity(ies)/Person(s)	Is an SCA Filing Re-quired? (Y/N)	*
		.0000	46-2790537				BriovaRx of Louisiana, L.L.C.	LA	NIA	Optum Pharmacy 705, LLC	Ownership	100.000	UnitedHealth Group Incorporated		
		.0000	01-0516051				BriovaRx of Maine, Inc.	ME	NIA	OptumRx PBM of Illinois, Inc.	Ownership	100.000	UnitedHealth Group Incorporated		
		.0000	27-3331130				BriovaRx of Massachusetts, LLC	MA	NIA	OptumRx PBM of Illinois, Inc.	Ownership	100.000	UnitedHealth Group Incorporated		
		.0000	74-3103518				BriovaRx of New York, Inc.	NY	NIA	Salveo Specialty Pharmacy, Inc.	Ownership	100.000	UnitedHealth Group Incorporated		
		.0000	82-4030553				BriovaRx Specialty, LLC	DE	NIA	OptumRx Administrative Services, LLC	Ownership	100.000	UnitedHealth Group Incorporated		
		.0000	47-4278378				Cabin Enterprises, LLC	DE	NIA	Cabin Holdings, LLC	Ownership	100.000	UnitedHealth Group Incorporated		
		.0000	47-4264867				Cabin Holdings, LLC	DE	NIA	United HealthCare Services, Inc.	Ownership	100.000	UnitedHealth Group Incorporated		
		.0000	20-1711131				California Medical Group Insurance Company, Risk Retention Group	AZ	NIA	OptumCare Management, LLC	Ownership	67.000	UnitedHealth Group Incorporated		2
		.0000	61-1732160				California MedTrans Network IPA LLC	CA	NIA	California MedTrans Network MSO LLC	Ownership	100.000	UnitedHealth Group Incorporated		
		.0000	36-4780748				California MedTrans Network MSO LLC	CA	NIA	National MedTrans, LLC	Ownership	100.000	UnitedHealth Group Incorporated		
		.0000	81-0881243				California Spring Holdings, PC	CA	NIA	Physician(s) owned	Influence	0.000	UnitedHealth Group Incorporated		4
		.0000	52-1597478				Camp Hill Ambulatory Centers	PA	NIA	Camp Hill-SCA Centers, LLC	Influence	49.000	UnitedHealth Group Incorporated		5
		.0000	52-1597484				Camp Hill-SCA Centers, LLC	DE	NIA	SC Affiliates, LLC	Ownership	100.000	UnitedHealth Group Incorporated		
		.0000	27-3955254				Capital City Medical Group, L.L.C.	LA	NIA	UnitedHealthcare, Inc.	Ownership	100.000	UnitedHealth Group Incorporated		
		.0000	46-1981651				Cardio Management, Inc.	DE	NIA	OrthoNet Holdings, Inc.	Ownership	100.000	UnitedHealth Group Incorporated		
		.0000	20-8375685				Care Improvement Plus Group Management, LLC	MD	NIA	XLHealth Corporation	Ownership	100.000	UnitedHealth Group Incorporated		
.0707	UnitedHealth Group Incorporated	.12558	45-4976934				Care Improvement Plus of Texas Insurance Company	TX	IA	XLHealth Corporation	Ownership	100.000	UnitedHealth Group Incorporated		
.0707	UnitedHealth Group Incorporated	.12567	20-3888112				Care Improvement Plus South Central Insurance Company	AR	IA	XLHealth Corporation	Ownership	100.000	UnitedHealth Group Incorporated		
.0707	UnitedHealth Group Incorporated	.14041	27-5038136				Care Improvement Plus Wisconsin Insurance Company	WI	IA	XLHealth Corporation	Ownership	100.000	UnitedHealth Group Incorporated		
		.0000	98-1328471				Casa de Saúde Santa Therezinha Ltda.	BRA	NIA	Hospital Alvorada de Taguatinga Ltda.	Ownership	100.000	UnitedHealth Group Incorporated		
		.0000	98-1328471				Casa de Saúde Santa Therezinha Ltda.	BRA	NIA	Esho – Empresa de Serviços Hospitalares S.A.	Ownership	0.000	UnitedHealth Group Incorporated		
		.0000	82-5207935				Castle Rock SurgiCenter, LLC	CO	NIA	SCA-Castle Rock, LLC	Ownership	62.080	UnitedHealth Group Incorporated		2
		.0000	20-5807941				Catalyst360, LLC	DE	NIA	Optum Services, Inc.	Ownership	100.000	UnitedHealth Group Incorporated		
		.0000					Catamaran Finance (Ireland) Unlimited Company	IRL	NIA	Catamaran S.á.r.l.	Ownership	100.000	UnitedHealth Group Incorporated		
		.0000	98-1069737				Catamaran S.á.r.l.	LUX	NIA	UnitedHealthcare International II S.á.r.l.	Ownership	100.000	UnitedHealth Group Incorporated		
		.0000	82-1715584				CCEC Anesthesia Management, LLC	TX	NIA	Corpus Christi Endoscopy Center, L.L.P.	Influence	100.000	UnitedHealth Group Incorporated		5
		.0000					CDC Holdings Colombia S.A.S.	COL	NIA	Bordeaux UK Holdings II Limited	Ownership	100.000	UnitedHealth Group Incorporated		
		.0000	27-2533497				Cedar Park Surgery Center, LLC	TX	NIA	SCA Cedar Park Holdings, LLC	Ownership	53.520	UnitedHealth Group Incorporated		2
		.0000	98-1111491				Cemed Care – Empresa de Atendimento Clínico Geral Ltda.	BRA	NIA	Amil Assistência Médica Internacional S.A.	Ownership	100.000	UnitedHealth Group Incorporated		
		.0000	98-1111491				Cemed Care – Empresa de Atendimento Clínico Geral Ltda.	BRA	NIA	Esho – Empresa de Serviços Hospitalares S.A.	Ownership	0.000	UnitedHealth Group Incorporated		
		.0000	33-0483510				Centers for Family Medicine, GP	CA	NIA	Physician(s) owned	Influence	0.000	UnitedHealth Group Incorporated		4
		.0000	98-1448150				Central de Compras SpA	CHL	NIA	Inversiones Clínicas Santa María S.A.	Ownership	100.000	UnitedHealth Group Incorporated		
		.0000	45-4131797				Central Indiana Care Organization, LLC	IN	NIA	AHN Target Holdings, LLC	Ownership	100.000	UnitedHealth Group Incorporated		
		.0000	45-5600514				Central Ohio Care Organization, LLC	OH	NIA	AHN Target Holdings, LLC	Ownership	100.000	UnitedHealth Group Incorporated		
		.0000	30-1080342				CentriHealth, LLC	DE	NIA	UnitedHealth Group Incorporated	Ownership	100.000	UnitedHealth Group Incorporated		
		.0000					CentriHealth Corporation	CAN	NIA	CentriHealth, LLC	Ownership	100.000	UnitedHealth Group Incorporated		
		.0000	98-1390073				CentriHealth UK Limited	GBR	NIA	CentriHealth, LLC	Ownership	100.000	UnitedHealth Group Incorporated		
		.0000					Centro de Entrenamiento en Reanimación y Prevención Limitada (CERP)	CHL	NIA	Clínica Dávila y Servicios Médicos S.A.	Ownership	99.000	UnitedHealth Group Incorporated		
		.0000					Centro de Entrenamiento en Reanimación y Prevención Limitada (CERP)	CHL	NIA	Servicios Integrados de Salud Ltda.	Ownership	1.000	UnitedHealth Group Incorporated		
		.0000	98-1450490				Centro de Servicios Banmédica SpA	CHL	NIA	Banmédica S.A.	Ownership	99.900	UnitedHealth Group Incorporated		
		.0000	98-1450490				Centro de Servicios Banmédica SpA	CHL	NIA	Inversiones Clínicas Santa María S.A.	Ownership	0.100	UnitedHealth Group Incorporated		
		.0000					Centro Médico Hospitalar Pitangueiras Ltda.	BRA	NIA	Esho – Empresa de Serviços Hospitalares S.A.	Ownership	100.000	UnitedHealth Group Incorporated		

STATEMENT AS OF MARCH 31, 2020 OF THE UnitedHealthcare Plan of the River Valley, Inc.

SCHEDULE Y
PART 1A - DETAIL OF INSURANCE HOLDING COMPANY SYSTEM

1	2	3	4	5	6	7	8	9	10	11	12	13	14	15	16
Group Code	Group Name	NAIC Company Code	ID Number	Federal RSSD	CIK	Name of Securities Exchange if Publicly Traded (U.S. or International)	Names of Parent, Subsidiaries Or Affiliates	Domi-ciliary Location	Relation-ship to Reporting Entity	Directly Controlled by (Name of Entity/Person)	Type of Control (Ownership, Board, Management, Attorney-in-Fact, Influence, Other)	If Control is Ownership Provide Percentage	Ultimate Controlling Entity(ies)/Person(s)	Is an SCA Filing Re-quired? (Y/N)	*
		.0000					Centro Médico Hospitalar Pitangueiras Ltda.	.BRA	NIA	Hospital Alvorada de Taguatinga Ltda.	Ownership	0.000	UnitedHealth Group Incorporated		
		.0000	98-1457197				Centro Médico Odontológico Americano S.A.C.	.PER	NIA	Pacífico S.A. Entidad Prestadora de Salud EPS	Ownership	80.000	UnitedHealth Group Incorporated		1
		.0000	98-1451635				Centromed Quilpué S.A.	.CHL	NIA	Administradora Médica Centromed S.A.	Ownership	93.450	UnitedHealth Group Incorporated		2
		.0000					Centros Médicos y Dentales Multimed Ltda.	.CHL	NIA	Omesa SpA	Ownership	99.990	UnitedHealth Group Incorporated		
		.0000					Centros Médicos y Dentales Multimed Ltda.	.CHL	NIA	Clínica Dávila y Servicios Médicos S.A.	Ownership	0.010	UnitedHealth Group Incorporated		
.0707	UnitedHealth Group Incorporated	.42765	42-1194107				Centurion Casualty Company	.IA	.IA	Specialty Benefits, LLC	Ownership	100.000	UnitedHealth Group Incorporated		
		.0000	46-1454664				Channel Islands Surgicenter Properties, LLC	.DE	NIA	SCA Holding Company, Inc.	Ownership	62.743	UnitedHealth Group Incorporated		2
		.0000					Charleston Surgery Center Limited Partnership	.SC	NIA	SCA-Charleston, LLC	Influence	22.632	UnitedHealth Group Incorporated		5
		.0000	58-1709761				Charleston Surgery Properties, LLC	.DE	NIA	SCA-Charleston, LLC	Ownership	50.850	UnitedHealth Group Incorporated		2
		.0000	82-3973199				Charlotte Surgery Center, LLC	.NC	NIA	Charlotte-SC, LLC	Influence	16.609	UnitedHealth Group Incorporated		5
		.0000	62-1262567				Charlotte-SC, LLC	.DE	NIA	SC Affiliates, LLC	Ownership	100.000	UnitedHealth Group Incorporated		
		.0000	82-4075002				Chatham Orthopaedic ASC, LLC	.GA	NIA	SCA-Chatham, LLC	Influence	15.000	UnitedHealth Group Incorporated		5
		.0000	26-2389638				Childrens Surgery Center, LLC	.FL	NIA	SCA-Central Florida, LLC	Ownership	52.202	UnitedHealth Group Incorporated		2
		.0000	98-1093539				ChinaGate (Hong Kong) Limited	.CHN	NIA	Optum, Inc.	Ownership	100.000	UnitedHealth Group Incorporated		
		.0000	62-1510209				Citrus Regional Surgery Center, L.P.	.TN	NIA	SCA-Citrus, Inc.	Ownership	57.000	UnitedHealth Group Incorporated		2
		.0000	20-3742012				Cleburne Surgical Center, LLC	.TX	NIA	THR-SCA Holdings, LLC	Influence	0.000	UnitedHealth Group Incorporated		5
		.0000	98-1459640				Clínica Alameda SpA	.CHL	NIA	Vida Integra S.A.	Ownership	99.841	UnitedHealth Group Incorporated		
		.0000	98-1459640				Clínica Alameda SpA	.CHL	NIA	Saden S.A.	Ownership	0.159	UnitedHealth Group Incorporated		
		.0000	98-1443171				Clínica Bio Bio S.A.	.CHL	NIA	Inversiones Clínicas Santa María S.A.	Ownership	100.000	UnitedHealth Group Incorporated		
		.0000	98-1443171				Clínica Bio Bio S.A.	.CHL	NIA	Banmedica S.A.	Ownership	0.000	UnitedHealth Group Incorporated		
		.0000	98-1442191				Clínica Ciudad del Mar S.A.	.CHL	NIA	Inversiones Clínicas Santa María S.A.	Ownership	100.000	UnitedHealth Group Incorporated		
		.0000	98-1442191				Clínica Ciudad del Mar S.A.	.CHL	NIA	Banmedica S.A.	Ownership	0.000	UnitedHealth Group Incorporated		
		.0000	98-1446132				Clínica Dávila y Servicios Médicos S.A.	.CHL	NIA	Banmedica S.A.	Ownership	99.991	UnitedHealth Group Incorporated		
		.0000	98-1446132				Clínica Dávila y Servicios Médicos S.A.	.CHL	NIA	Clínica Santa María S.A.	Ownership	0.009	UnitedHealth Group Incorporated		
		.0000					Clínica del Country S.A.	.COL	NIA	Banmedica Internacional SpA	Ownership	50.000	UnitedHealth Group Incorporated		
		.0000					Clínica del Country S.A.	.COL	NIA	CDC Holdings Colombia S.A.S.	Ownership	50.000	UnitedHealth Group Incorporated		
		.0000	98-1350667				Clínica Médico Cirúrgica de Santa Tecla, S.A.	.PRT	NIA	Lusíadas, SGPS, S.A.	Ownership	100.000	UnitedHealth Group Incorporated		
		.0000					Clínica San Borja S.A.	.PER	NIA	Pacífico S.A. Entidad Prestadora de Salud EPS	Ownership	100.000	UnitedHealth Group Incorporated		
		.0000	98-1462343				Clínica San Felipe S.A.	.PER	NIA	Pacífico S.A. Entidad Prestadora de Salud EPS	Ownership	93.740	UnitedHealth Group Incorporated		1
		.0000	98-1455936				Clínica Sánchez Ferrer S.A.	.PER	NIA	Pacífico S.A. Entidad Prestadora de Salud EPS	Ownership	100.000	UnitedHealth Group Incorporated		
		.0000	98-1442754				Clínica Santa María S.A.	.CHL	NIA	Banmedica S.A.	Ownership	99.433	UnitedHealth Group Incorporated		2
		.0000	98-1442745				Clínica Vespuccio S.A.	.CHL	NIA	Inversiones Clínicas Santa María S.A.	Ownership	100.000	UnitedHealth Group Incorporated		
		.0000	98-1442745				Clínica Vespuccio S.A.	.CHL	NIA	Banmedica S.A.	Ownership	0.000	UnitedHealth Group Incorporated		
		.0000	46-2879718				Clinical Partners of Colorado Springs, LLC	.CO	NIA	OptumCare Colorado, LLC	Ownership	50.000	UnitedHealth Group Incorporated		2
		.0000	20-2236024				Clinton Partners, LLC	.MI	NIA	HFHS-SCA Holdings, LLC	Influence	51.000	UnitedHealth Group Incorporated		5
		.0000	98-1350671				CLISA – Clínica de Santo António, S.A.	.PRT	NIA	Lusíadas, SGPS, S.A.	Ownership	100.000	UnitedHealth Group Incorporated		
		.0000	98-1337968				CMO – Centro Médico de Oftalmologia S/S Ltda.	.BRA	NIA	Hospital Alvorada de Taguatinga Ltda.	Ownership	99.000	UnitedHealth Group Incorporated		
		.0000	98-1337968				CMO – Centro Médico de Oftalmologia S/S Ltda.	.BRA	NIA	Lotten-Eyes Oftalmologia Clínica e Cirúrgica Ltda.	Ownership	1.000	UnitedHealth Group Incorporated		
		.0000	98-1277015				CMS – Central de Manipulação e Serviços Farmacêuticos S.A.	.BRA	NIA	COI – Clínicas Oncológicas Integradas S.A.	Ownership	100.000	UnitedHealth Group Incorporated		
		.0000	71-0873411				CNIC Health Solutions, Inc.	.CO	NIA	Rocky Mountain Health Maintenance Organization, Incorporated	Ownership	100.000	UnitedHealth Group Incorporated		
		.0000	56-2674371				Coachella Valley Physicians of PrimeCare, Inc.	.CA	NIA	PrimeCare of Riverside, Inc.	Ownership	100.000	UnitedHealth Group Incorporated		
		.0000	27-1193028				Coalition for Advanced Pharmacy Services, Inc.	.DE	NIA	OptumRx Health Solutions, LLC	Ownership	93.266	UnitedHealth Group Incorporated		

STATEMENT AS OF MARCH 31, 2020 OF THE UnitedHealthcare Plan of the River Valley, Inc.

SCHEDULE Y
PART 1A - DETAIL OF INSURANCE HOLDING COMPANY SYSTEM

1	2	3	4	5	6	7	8	9	10	11	12	13	14	15	16
Group Code	Group Name	NAIC Company Code	ID Number	Federal RSSD	CIK	Name of Securities Exchange if Publicly Traded (U.S. or International)	Names of Parent, Subsidiaries Or Affiliates	Domi-ciliary Location	Relation-ship to Reporting Entity	Directly Controlled by (Name of Entity/Person)	Type of Control (Ownership, Board, Management, Attorney-in-Fact, Influence, Other)	If Control is Ownership Provide Percentage	Ultimate Controlling Entity(ies)/Person(s)	Is an SCA Filing Re-quired? (Y/N)	*
		.00000	27-1193028				Coalition for Advanced Pharmacy Services, Inc.	DE	NIA	OptumRx PBM of Maryland, LLC	Ownership	5.341	UnitedHealth Group Incorporated		
		.00000	27-1193028				Coalition for Advanced Pharmacy Services, Inc.	DE	NIA	Optum Hospice Pharmacy Services, LLC	Ownership	1.277	UnitedHealth Group Incorporated		
		.00000	27-1193028				Coalition for Advanced Pharmacy Services, Inc.	DE	NIA	OptumRx Home Delivery of Ohio, LLC	Ownership	0.116	UnitedHealth Group Incorporated		
		.00000	33-0714414				Coastal Physicians Management, Inc.	CA	NIA	OptumCare Management, LLC	Ownership	100.000	UnitedHealth Group Incorporated		
		.00000	98-1276040				COI – Clínicas Oncológicas Integradas S.A.	BRA	NIA	Esho – Empresa de Serviços Hospitalares S.A.	Ownership	100.000	UnitedHealth Group Incorporated		
		.00000	27-2337616				Collaborative Care Holdings, LLC	DE	NIA	OptumHealth Holdings, LLC	Ownership	100.000	UnitedHealth Group Incorporated		
		.00000	27-2337487				Collaborative Care Services, Inc.	DE	NIA	Collaborative Care Holdings, LLC	Ownership	100.000	UnitedHealth Group Incorporated		
		.00000	45-2614005				Collaborative Realty, LLC	NY	NIA	Collaborative Care Holdings, LLC	Ownership	100.000	UnitedHealth Group Incorporated		
		.00000					Colmedica Medicina Prepagada S.A.	COL	NIA	Banmedica S.A.	Ownership	76.270	UnitedHealth Group Incorporated		2
		.00000					Colmedica Medicina Prepagada S.A.	COL	NIA	Constructora Inmobiliaria Magapoq S.A.	Ownership	0.000	UnitedHealth Group Incorporated		2
		.00000	83-1529015				Colonial Outpatient Surgery Center, LLC	FL	NIA	SCA-Colonial Partners, LLC	Ownership	53.000	UnitedHealth Group Incorporated		2
							Colorado Innovative Physician Solutions, Inc.	CO	NIA	OptumCare Colorado, LLC	Ownership	100.000	UnitedHealth Group Incorporated		
		.00000	37-1636677				Colorado Springs Surgery Center, Ltd.	CO	NIA	SCA-Colorado Springs, LLC	Ownership	95.000	UnitedHealth Group Incorporated		2
		.00000	84-1160450				Comfort Care Transportation LLC	TX	NIA	WellMed Medical Management, Inc.	Ownership	100.000	UnitedHealth Group Incorporated		
		.00000	11-3647007				Comfort Infusion, Inc.	AL	NIA	Diplomat Pharmacy, Inc.	Ownership	100.000	UnitedHealth Group Incorporated		
							Connecticut Surgery Center, Limited Partnership	CT	NIA	Connecticut Surgical Center, LLC	Ownership	51.000	UnitedHealth Group Incorporated		2
		.00000	06-1592173				Connecticut Surgery Properties, LLC	DE	NIA	Connecticut Surgical Center, LLC	Ownership	100.000	UnitedHealth Group Incorporated		
		.00000	26-1313646				Connecticut Surgical Center, LLC	DE	NIA	Surgical Care Affiliates, LLC	Ownership	62.250	UnitedHealth Group Incorporated		2
		.00000	06-1156342				Constructora Inmobiliaria Magapoq S.A.	CHL	NIA	Banmedica S.A.	Ownership	99.900	UnitedHealth Group Incorporated		
		.00000	98-1448720				Constructora Inmobiliaria Magapoq S.A.	CHL	NIA	Inmobiliaria Apouquindo 3600 Ltda.	Ownership	0.100	UnitedHealth Group Incorporated		
		.00000	98-1448720				Consumer Wellness Solutions, Inc.	DE	NIA	Optum Services, Inc.	Ownership	100.000	UnitedHealth Group Incorporated		
		.00000	20-0231080				Cornell Surgicenter, LLC	OR	NIA	Providence & SCA Off-Campus Holdings, LLC	Ownership	58.344	UnitedHealth Group Incorporated		2
		.00000	83-2599969				Corpus Christi Endoscopy Center, L.L.P.	TX	NIA	SCA Pacific Holdings, Inc.	Influence	18.500	UnitedHealth Group Incorporated		5
		.00000	20-2595593				Country Scan Ltda.	COL	NIA	Patrimonio Autónomo Nueva Clínica - PANC.	Ownership	51.800	UnitedHealth Group Incorporated		2
		.00000	26-0080565				Cypress Care, Inc.	DE	NIA	Healthcare Solutions, Inc.	Ownership	100.000	UnitedHealth Group Incorporated		
		.00000	63-1263704				Danbury Surgical Center, L.P.	GA	NIA	SCA Danbury Surgical Center, LLC	Ownership	50.419	UnitedHealth Group Incorporated		2
		.00000	81-5101448				David Moen, M.D. P.C.	NY	NIA	Physician(s) owned	Influence	0.000	UnitedHealth Group Incorporated		4
		.00000	45-2380022				David R. Ferrell, M.D., P.C.	NV	NIA	Physician(s) owned	Influence	0.000	UnitedHealth Group Incorporated		4
		.00000	95-2974864				DaVita Magan Management, Inc.	CA	NIA	OptumCare Management, LLC	Ownership	100.000	UnitedHealth Group Incorporated		
		.00000	11-2811353				Day-Op Center Of Long Island Inc.	NY	NIA	Physician(s) owned	Influence	0.000	UnitedHealth Group Incorporated		4
		.00000	75-2790863				Day-Op Surgery Consulting Company, LLC	DE	NIA	ProHEALTH Medical Management, LLC	Ownership	100.000	UnitedHealth Group Incorporated		
		.00000	52-1811176				DBP Services of New York IPA, Inc.	NY	NIA	Dental Benefit Providers, Inc.	Ownership	100.000	UnitedHealth Group Incorporated		
							Dental Benefit Providers of California, Inc.	CA	IA	Dental Benefit Providers, Inc.	Ownership	100.000	UnitedHealth Group Incorporated		
.0707	UnitedHealth Group Incorporated	.00000	52-1452809				Dental Benefit Providers of Illinois, Inc.	IL	IA	Dental Benefit Providers, Inc.	Ownership	100.000	UnitedHealth Group Incorporated		
		.52053	36-4008355				Dental Benefit Providers, Inc.	DE	NIA	United HealthCare Services, Inc.	Ownership	100.000	UnitedHealth Group Incorporated		
		.00000	41-2014834				Denton Endoscopy Surgery Center, LLC	TX	NIA	THR-SCA Holdings, LLC	Influence	0.000	UnitedHealth Group Incorporated		5
		.00000	47-0926556				Denton Surgery Center, LLC	TX	NIA	THR-SCA Holdings, LLC	Influence	0.000	UnitedHealth Group Incorporated		5
		.00000	82-1436601				Derry Surgical Center, LLC	NH	NIA	SCA-Derry, LLC	Ownership	71.000	UnitedHealth Group Incorporated		2
		.00000	98-1460401				Diagnóstico Ecotomográfico Centromed Ltda.	CHL	NIA	Administradora Médica Centromed S.A.	Ownership	50.000	UnitedHealth Group Incorporated		2
		.00000	98-1460347				Dianóstico por Imágenes Centromed Ltda.	CHL	NIA	Administradora Médica Centromed S.A.	Ownership	93.340	UnitedHealth Group Incorporated		
		.00000	98-1460347				Dianóstico por Imágenes Centromed Ltda.	CHL	NIA	Centromed Quipué S.A.	Ownership	6.660	UnitedHealth Group Incorporated		
		.00000	98-1285762				Dilab Medicina Nuclear Ltda.	BRA	NIA	Esho – Empresa de Serviços Hospitalares S.A.	Ownership	95.000	UnitedHealth Group Incorporated		2
		.00000	27-4022876				Diplomat Blocker, Inc.	DE	NIA	Diplomat Pharmacy, Inc.	Ownership	100.000	UnitedHealth Group Incorporated		
		.00000	20-8334423				Diplomat Clinical Services, LLC	MI	NIA	Diplomat Pharmacy, Inc.	Ownership	100.000	UnitedHealth Group Incorporated		
		.00000	38-3453193				Diplomat Corporate Properties, LLC	MI	NIA	Diplomat Pharmacy, Inc.	Ownership	100.000	UnitedHealth Group Incorporated		
		.00000	45-5566673				Diplomat Pharmacy Holdings, Inc.	DE	NIA	Diplomat Pharmacy, Inc.	Ownership	100.000	UnitedHealth Group Incorporated		

STATEMENT AS OF MARCH 31, 2020 OF THE UnitedHealthcare Plan of the River Valley, Inc.

SCHEDULE Y
PART 1A - DETAIL OF INSURANCE HOLDING COMPANY SYSTEM

1	2	3	4	5	6	7	8	9	10	11	12	13	14	15	16
Group Code	Group Name	NAIC Company Code	ID Number	Federal RSSD	CIK	Name of Securities Exchange if Publicly Traded (U.S. or International)	Names of Parent, Subsidiaries Or Affiliates	Domi-ciliary Location	Relation-ship to Reporting Entity	Directly Controlled by (Name of Entity/Person)	Type of Control (Ownership, Board, Management, Attorney-in-Fact, Influence, Other)	If Control is Ownership Provide Percentage	Ultimate Controlling Entity(ies)/Person(s)	Is an SCA Filing Re-quired? (Y/N)	*
		.00000	38-2063100				Diplomat Pharmacy, Inc.	MI	NIA	OptumRx Holdings, LLC	Ownership	100.000	UnitedHealth Group Incorporated		
		.00000	20-8576702				Diplomat Specialty Pharmacy Great Lakes Distribution Center, LLC	MI	NIA	Diplomat Pharmacy, Inc.	Ownership	100.000	UnitedHealth Group Incorporated		
		.00000	46-1891272				Diplomat Specialty Pharmacy of Boothwyn, LLC	PA	NIA	Diplomat Specialty Pharmacy of Philadelphia, LLC	Ownership	100.000	UnitedHealth Group Incorporated		
		.00000	20-3855530				Diplomat Specialty Pharmacy of Chicago, LLC	MI	NIA	Diplomat Pharmacy, Inc.	Ownership	100.000	UnitedHealth Group Incorporated		
		.00000	20-2372657				Diplomat Specialty Pharmacy of Flint, LLC	MI	NIA	Diplomat Pharmacy, Inc.	Ownership	100.000	UnitedHealth Group Incorporated		
		.00000	26-0146551				Diplomat Specialty Pharmacy of Ft. Lauderdale, LLC	MI	NIA	Diplomat Pharmacy, Inc.	Ownership	100.000	UnitedHealth Group Incorporated		
		.00000	20-2372751				Diplomat Specialty Pharmacy of Grand Rapids, LLC	MI	NIA	Diplomat Pharmacy, Inc.	Ownership	100.000	UnitedHealth Group Incorporated		
		.00000	94-3459971				Diplomat Specialty Pharmacy of Los Angeles County, LLC	CA	NIA	Diplomat Pharmacy, Inc.	Ownership	100.000	UnitedHealth Group Incorporated		
		.00000	23-3102454				Diplomat Specialty Pharmacy of Philadelphia, LLC	PA	NIA	Diplomat Pharmacy, Inc.	Ownership	100.000	UnitedHealth Group Incorporated		
		.00000	83-1252892				Diplomat Specialty Pharmacy of Phoenix, LLC	MI	NIA	Diplomat Pharmacy, Inc.	Ownership	100.000	UnitedHealth Group Incorporated		
		.00000	27-1148085				Diplomat Specialty Pharmacy of Southern California, LLC	MI	NIA	Diplomat Pharmacy, Inc.	Ownership	100.000	UnitedHealth Group Incorporated		
		.00000	30-0238641				Distance Learning Network, Inc.	DE	NIA	OptumHealth Holdings, LLC	Ownership	100.000	UnitedHealth Group Incorporated		
		.00000					Doctor + S.A.C.	PER	NIA	Pacifico S.A. Entidad Prestadora de Salud EPS	Ownership	100.000	UnitedHealth Group Incorporated		
		.00000	82-5264853				Dry Creek Surgery Center, LLC	CO	NIA	SCA-DRY CREEK, LLC	Ownership	55.000	UnitedHealth Group Incorporated		2
		.00000	27-2176462				DSP Flint Real Estate, LLC	MI	NIA	Diplomat Pharmacy, Inc.	Ownership	100.000	UnitedHealth Group Incorporated		
		.00000	27-2499399				DSP-Building C, LLC	MI	NIA	Diplomat Pharmacy, Inc.	Ownership	100.000	UnitedHealth Group Incorporated		
		.00000	82-5181311				DTC Surgery Center, LLC	CO	NIA	SCA-Denver Physicians Holdings, LLC	Ownership	55.000	UnitedHealth Group Incorporated		2
		.00000	27-2103713				Dublin Surgery Center, LLC	OH	NIA	SCA-Dublin, LLC	Ownership	58.800	UnitedHealth Group Incorporated		2
		.00000					Duncan Printing Services, LLC	SC	NIA	UnitedHealthcare Insurance Company	Ownership	100.000	UnitedHealth Group Incorporated		
		.00000	04-3106404				Durable Medical Equipment, Inc.	MA	NIA	Reliant Medical Group, Inc.	Influence	100.000	UnitedHealth Group Incorporated		4
		.00000	59-3625966				DWIC of Tampa Bay, Inc.	FL	NIA	MedExpress Development, LLC	Ownership	100.000	UnitedHealth Group Incorporated		
		.00000	59-3705426				E Street Endoscopy, LLC	FL	NIA	West Coast Endoscopy Holdings, LLC	Ownership	51.000	UnitedHealth Group Incorporated		2
		.00000	95-4660712				Ear Professionals International Corporation	DE	NIA	Specialty Benefits, LLC	Ownership	100.000	UnitedHealth Group Incorporated		
		.00000	02-0593133				East Brunswick Surgery Center, LLC	NJ	NIA	ASC Holdings of New Jersey, LLC	Ownership	51.000	UnitedHealth Group Incorporated		2
		.00000	71-0923682				eCode Solutions, LLC	DE	NIA	Surgical Care Affiliates, LLC	Ownership	100.000	UnitedHealth Group Incorporated		
		.00000	84-1162764				Electronic Network Systems, Inc.	DE	NIA	Optum360 Solutions, LLC	Ownership	100.000	UnitedHealth Group Incorporated		
		.00000	98-1339173				Elual Participações S.A.	BRA	NIA	Amil Assistência Médica Internacional S.A.	Ownership	60.000	UnitedHealth Group Incorporated		
		.00000	98-1339173				Elual Participações S.A.	BRA	NIA	Esho – Empresa de Serviços Hospitalares S.A.	Ownership	40.000	UnitedHealth Group Incorporated		
		.00000	26-2195068				Empire Physician Management Company, LLC	CA	NIA	California, Inc.	Ownership	100.000	UnitedHealth Group Incorporated		
		.00000	33-0181426				Empire Physicians' Medical Group, Inc.	CA	NIA	Physician(s) owned	Influence	0.000	UnitedHealth Group Incorporated		4
		.00000	26-4682368				Employers' Health Choice PPO, Inc.	AR	NIA	HealthScope Benefits, Inc.	Ownership	50.000	UnitedHealth Group Incorporated		2
		.00000					Empremédica S. A.	PER	NIA	Banmedica S.A.	Ownership	100.000	UnitedHealth Group Incorporated		
		.00000	77-0317478				Endoscopy Center Affiliates, Inc.	DE	NIA	National Surgery Centers, LLC	Ownership	100.000	UnitedHealth Group Incorporated		
.0707	UnitedHealth Group Incorporated	.89087	75-1617708				Enterprise Life Insurance Company	TX	IA	Freedom Life Insurance Company of America	Ownership	100.000	UnitedHealth Group Incorporated		
		.00000	45-2301399				Envoy Health Management, LLC	MI	NIA	Diplomat Pharmacy, Inc.	Ownership	100.000	UnitedHealth Group Incorporated		
		.00000	35-2607738				EP Campus I, LLC	DE	NIA	UnitedHealthcare Insurance Company	Ownership	100.000	UnitedHealth Group Incorporated		
		.00000	81-0732646				Equian Parent Corp.	DE	NIA	OptumInsight, Inc.	Ownership	100.000	UnitedHealth Group Incorporated		
		.00000	27-0083277				Equian, LLC	IN	NIA	Equian Parent Corp.	Ownership	100.000	UnitedHealth Group Incorporated		
		.00000					Esho – Empresa de Serviços Hospitalares S.A.	BRA	NIA	Amil Assistência Médica Internacional S.A.	Ownership	99.694	UnitedHealth Group Incorporated		2
		.00000					Etho – Empresa de Tecnologia Hospitalar Ltda.	BRA	NIA	Amil Assistência Médica Internacional S.A.	Ownership	99.694	UnitedHealth Group Incorporated		2
		.00000	98-1122399				Evercare Collaborative Solutions, Inc.	BRA	NIA	Ovations, Inc.	Ownership	90.062	UnitedHealth Group Incorporated		2
		.00000	86-0964571				Evercare Collaborative Solutions, Inc.	DE	NIA	Ovations, Inc.	Ownership	100.000	UnitedHealth Group Incorporated		

STATEMENT AS OF MARCH 31, 2020 OF THE UnitedHealthcare Plan of the River Valley, Inc.

SCHEDULE Y
PART 1A - DETAIL OF INSURANCE HOLDING COMPANY SYSTEM

1	2	3	4	5	6	7	8	9	10	11	12	13	14	15	16
Group Code	Group Name	NAIC Company Code	ID Number	Federal RSSD	CIK	Name of Securities Exchange if Publicly Traded (U.S. or International)	Names of Parent, Subsidiaries Or Affiliates	Domiciliary Location	Relationship to Reporting Entity	Directly Controlled by (Name of Entity/Person)	Type of Control (Ownership, Board, Management, Attorney-in-Fact, Influence, Other)	If Control is Ownership Provide Percentage	Ultimate Controlling Entity(ies)/Person(s)	Is an SCA Filing Required? (Y/N)	*
		.0000	81-1070402				Everett MSO, Inc.	WA	NIA	OptumCare Holdings, LLC	Ownership	100.000	UnitedHealth Group Incorporated		
		.0000	81-1625636				Everett Physicians, Inc. P.S.	WA	NIA	Physician(s) owned	Influence	0.000	UnitedHealth Group Incorporated		4
		.0000	98-1111239				Excellion Serviços Biomédicos Ltda.	BRA	NIA	Esho – Empresa de Serviços Hospitalares S.A.	Ownership	100.000	UnitedHealth Group Incorporated		
		.0000	98-1111239				Excellion Serviços Biomédicos Ltda.	BRA	NIA	Cemed Care – Empresa de Atendimento Clínico Geral Ltda.	Ownership	0.000	UnitedHealth Group Incorporated		
		.0000	20-0087132				Excelsior Insurance Brokerage, Inc.	DE	NIA	HealthMarkets Insurance Agency, Inc.	Ownership	100.000	UnitedHealth Group Incorporated		
		.0000	11-3669765				Executive Health Resources, Inc.	PA	NIA	Optum360 Solutions, LLC	Ownership	100.000	UnitedHealth Group Incorporated		
		.0000	30-0701899				Executive Surgery Center, LLC	TX	NIA	SCA-Houston Executive, LLC	Ownership	53.850	UnitedHealth Group Incorporated		2
		.0000	98-1259260				Exploration for Mine Clearance LLC	IRQ	NIA	UnitedHealthcare Global Medical (UK) Limited	Ownership	100.000	UnitedHealth Group Incorporated		
		.0000	88-0223385				Family Health Care Services	NV	NIA	Sierra Health Services, Inc.	Ownership	100.000	UnitedHealth Group Incorporated		
		.0000	88-0257036				Family Home Hospice, Inc.	NV	NIA	Sierra Health Services, Inc.	Ownership	100.000	UnitedHealth Group Incorporated		
		.0000	47-2066485				First Hill Surgery Center, LLC	WA	NIA	Physician(s) owned	Influence	0.000	UnitedHealth Group Incorporated		4
		.0000	62-1551098				Florence Surgery Center, L.P.	TN	NIA	SCA-Florence, LLC	Influence	20.000	UnitedHealth Group Incorporated		5
		.0000	32-0432993				Florida MedTrans Network LLC	FL	NIA	Florida MedTrans Network MSO LLC	Ownership	100.000	UnitedHealth Group Incorporated		
		.0000	36-4778512				Florida MedTrans Network MSO LLC	FL	NIA	Metropolitan Medical Transportation IPA, LLC	Ownership	100.000	UnitedHealth Group Incorporated		
		.0000	35-2456267				FMG Holdings, LLC	DE	NIA	UnitedHealth Group Incorporated	Ownership	98.704	UnitedHealth Group Incorporated		
		.0000	35-2456267				FMG Holdings, LLC	DE	NIA	Hygeia Corporation	Ownership	1.296	UnitedHealth Group Incorporated		
		.0000	11-2142060				Focus Rx Inc.	NY	NIA	Diplomat Pharmacy, Inc.	Ownership	100.000	UnitedHealth Group Incorporated		
		.0000	46-3275933				Focus Rx Pharmacy Services Inc.	NY	NIA	Diplomat Pharmacy, Inc.	Ownership	100.000	UnitedHealth Group Incorporated		
		.0000	86-0908902				For Health of Arizona, Inc.	AZ	NIA	For Health, Inc.	Ownership	100.000	UnitedHealth Group Incorporated		
		.0000	33-0766617				For Health, Inc.	DE	NIA	Inspiris, Inc.	Ownership	100.000	UnitedHealth Group Incorporated		
		.0000	77-0368346				Fort Worth Endoscopy Centers, LLC	TX	NIA	THR-SCA Holdings, LLC	Influence	0.000	UnitedHealth Group Incorporated		5
		.0000	86-0901608				Fortified Provider Network, Inc.	AZ	NIA	Equian Parent Corp.	Ownership	100.000	UnitedHealth Group Incorporated		
		.0000	27-0695411				Fortify Technologies Asia, LLC	PHL	NIA	Savvysherpa, LLC	Ownership	99.990	UnitedHealth Group Incorporated		2
		.0000	75-2193766				Fortify Technologies, LLC	MN	NIA	Savvysherpa, LLC	Ownership	100.000	UnitedHealth Group Incorporated		
		.0000	20-3412606				Foundation Financial Services, Inc.	NV	NIA	USHEALTH Group, Inc.	Ownership	100.000	UnitedHealth Group Incorporated		
		.0000	61-1096685				Franklin Surgical Center, LLC	NJ	NIA	SCA-Franklin, LLC	Ownership	52.640	UnitedHealth Group Incorporated		2
.0707	UnitedHealth Group Incorporated	.62324	61-1096685				Freedom Life Insurance Company of America	TX	IA	USHEALTH Group, Inc.	Ownership	100.000	UnitedHealth Group Incorporated		
		.0000	82-3453993				Freeway Surgicenter of Houston, LLC	TX	NIA	SCA-Freeway Holdings, LLC	Ownership	59.320	UnitedHealth Group Incorporated		2
		.0000	98-1172769				Frontier Medex Tanzania Limited	TZA	NIA	UnitedHealthcare Global Medical (UK) Limited	Ownership	99.000	UnitedHealth Group Incorporated		2
		.0000	68-0679514				FrontierMEDEX (RMS), Inc.	DE	NIA	FMG Holdings, LLC	Ownership	100.000	UnitedHealth Group Incorporated		
		.0000	45-5339512				FrontierMEDEX Government Services, LLC	DE	NIA	FMG Holdings, LLC	Ownership	100.000	UnitedHealth Group Incorporated		
		.0000	98-1147103				FrontierMEDEX Kenya Limited	KEN	NIA	UnitedHealthcare Global Medical (UK) Limited	Ownership	99.900	UnitedHealth Group Incorporated		
		.0000	98-1147103				FrontierMEDEX Kenya Limited	KEN	NIA	UnitedHealthcare International I B.V.	Ownership	0.100	UnitedHealth Group Incorporated		
		.0000	98-1101521				FrontierMEDEX Limited	IRQ	NIA	UnitedHealthcare Global Medical (UK) Limited	Ownership	100.000	UnitedHealth Group Incorporated		
		.0000	33-1219808				FrontierMEDEX US, Inc.	DE	NIA	UnitedHealth Group Incorporated	Ownership	75.387	UnitedHealth Group Incorporated		
		.0000	33-1219808				FrontierMEDEX US, Inc.	DE	NIA	FMG Holdings, LLC	Ownership	24.613	UnitedHealth Group Incorporated		
		.0000	52-2230470				FrontierMEDEX, Inc.	MN	NIA	FrontierMEDEX US, Inc.	Ownership	100.000	UnitedHealth Group Incorporated		
		.0000	63-0833765				Fundación Bannédica	CHL	NIA	Bannédica S.A.	Ownership	100.000	UnitedHealth Group Incorporated		
		.0000	62-1488653				Gadsden Surgery Center, LLC	DE	NIA	SC Affiliates, LLC	Ownership	100.000	UnitedHealth Group Incorporated		
		.0000	27-0556097				Gadsden Surgery Center, Ltd.	AL	NIA	Gadsden Surgery Center, LLC	Ownership	58.500	UnitedHealth Group Incorporated		2
		.0000	47-3851949				Genoa Healthcare LLC	PA	NIA	Specialized Pharmaceuticals, Inc.	Ownership	100.000	UnitedHealth Group Incorporated		
		.0000	20-5009764				Genoa Healthcare, Inc.	DE	NIA	OptumRx Holdings, LLC	Ownership	100.000	UnitedHealth Group Incorporated		
		.0000	47-3851949				Genoa of Arkansas, LLC	AR	NIA	Genoa Healthcare LLC	Ownership	100.000	UnitedHealth Group Incorporated		
		.0000	38-4034308				Genoa Technology (Canada) Inc.	CAN	NIA	Genoa Technology, Inc.	Ownership	100.000	UnitedHealth Group Incorporated		
		.0000	45-3010132				Genoa Technology, Inc.	DE	NIA	Genoa Healthcare LLC	Ownership	100.000	UnitedHealth Group Incorporated		
		.0000	81-4703295				Genoa Telepsychiatry, Inc.	DE	NIA	Genoa Healthcare LLC	Ownership	100.000	UnitedHealth Group Incorporated		
		.0000	81-4703295				Genoa, QoL Wholesale, LLC	DE	NIA	Genoa Healthcare LLC	Ownership	100.000	UnitedHealth Group Incorporated		

STATEMENT AS OF MARCH 31, 2020 OF THE UnitedHealthcare Plan of the River Valley, Inc.

SCHEDULE Y
PART 1A - DETAIL OF INSURANCE HOLDING COMPANY SYSTEM

1	2	3	4	5	6	7	8	9	10	11	12	13	14	15	16
Group Code	Group Name	NAIC Company Code	ID Number	Federal RSSD	CIK	Name of Securities Exchange if Publicly Traded (U.S. or International)	Names of Parent, Subsidiaries Or Affiliates	Domiciliary Location	Relationship to Reporting Entity	Directly Controlled by (Name of Entity/Person)	Type of Control (Ownership, Board, Management, Attorney-in-Fact, Influence, Other)	If Control is Ownership Provide Percentage	Ultimate Controlling Entity(ies)/Person(s)	Is an SCA Filing Required? (Y/N)	*
		.00000	37-0920164				gethealthinsurance.com Agency Inc.	IN	NIA	Golden Rule Financial Corporation	Ownership	100.000	UnitedHealth Group Incorporated		
		.00000	65-1025514				Gladiolus Surgery Center, LLC	FL	NIA	SCA-Gladiolus, LLC	Influence	46.000	UnitedHealth Group Incorporated		5
		.00000	47-3495605				GLBESC, LLC	DE	NIA	Beach Surgical Holdings LLC	Ownership	51.282	UnitedHealth Group Incorporated		2
		.00000	33-0595220				Glenwood Surgical Center, L.P.	CA	NIA	Glenwood-SC, Inc.	Ownership	56.730	UnitedHealth Group Incorporated		2
		.00000	62-1601450				Glenwood-SC, Inc.	TN	NIA	SC Affiliates, LLC	Ownership	100.000	UnitedHealth Group Incorporated		
		.00000	20-3420886				Golden Outlook, Inc.	CA	NIA	Golden Rule Financial Corporation	Ownership	100.000	UnitedHealth Group Incorporated		
		.00000	37-0855360				Golden Rule Financial Corporation	DE	NIA	UnitedHealth Group Incorporated	Ownership	100.000	UnitedHealth Group Incorporated		
.0707	UnitedHealth Group Incorporated	.62286	37-6028756	3057283			Golden Rule Insurance Company	IN	IA	Golden Rule Financial Corporation	Ownership	100.000	UnitedHealth Group Incorporated		
		.00000	33-0529450				Golden Triangle Surgicenter, L.P.	CA	NIA	Surgery Centers-West Holdings, LLC	Ownership	72.000	UnitedHealth Group Incorporated		2
		.00000	52-1597483				Grandview Surgery Center, LTD.	PA	NIA	Camp Hill Ambulatory Centers	Ownership	41.993	UnitedHealth Group Incorporated		2
		.00000	93-1237063				GRANTS PASS SURGERY CENTER, LLC	OR	NIA	SCA-GRANTS PASS, LLC	Ownership	51.000	UnitedHealth Group Incorporated		2
		.00000					Grapevine Finance LLC	DE	NIA	HealthMarkets, LLC	Ownership	100.000	UnitedHealth Group Incorporated		
		.00000	27-2337725				Greater Phoenix Collaborative Care, P.C.	AZ	NIA	Physician(s) owned	Influence	0.000	UnitedHealth Group Incorporated		4
		.00000	36-4053840				Greensboro Specialty Surgery Center, LLC	NC	NIA	NSC Greensboro West, LLC	Influence	50.100	UnitedHealth Group Incorporated		5
		.00000	74-2411643				Greenville Surgery Center, LLC	TX	NIA	THR-SCA Holdings, LLC	Ownership	0.000	UnitedHealth Group Incorporated		2
		.00000	33-0749339				Grossmont Surgery Center, L.P.	CA	NIA	Medical Surgical Centers of America, Inc.	Influence	33.645	UnitedHealth Group Incorporated		5
		.00000	33-0749339				Grossmont Surgery Center, L.P.	CA	NIA	SunSurgery, LLC	Influence	1.000	UnitedHealth Group Incorporated		5
		.00000	01-0619096				Grove Place Surgery Center, L.L.C.	FL	NIA	SCA-Grove Place, LLC	Ownership	70.710	UnitedHealth Group Incorporated		2
		.00000	98-0213198				H&W Indemnity (SPC), Ltd.	NY	NIA	UnitedHealth Group Incorporated	Ownership	100.000	UnitedHealth Group Incorporated		
		.00000	26-1227494				H.I. Investments Holding Company, LLC	DE	NIA	Health Ventures, LLC	Ownership	100.000	UnitedHealth Group Incorporated		
.0707	UnitedHealth Group Incorporated	.79480	35-1279304				Harken Health Insurance Company	WI	IA	UnitedHealthcare, Inc.	Ownership	100.000	UnitedHealth Group Incorporated		
		.00000	58-2065044				Hawthorn Place Outpatient Surgery Center, L.P.	GA	NIA	SHC Hawthorn, Inc.	Ownership	38.000	UnitedHealth Group Incorporated		2
		.00000	27-4579547				Hays Surgery Center, LLC	TX	NIA	SCA Hays Holdings, LLC	Ownership	99.000	UnitedHealth Group Incorporated		2
		.00000					hCentive Technology India Private Limited	IND	NIA	hCentive, Inc.	Ownership	9.999	UnitedHealth Group Incorporated		2
		.00000					hCentive Technology India Private Limited	IND	NIA	UnitedHealth International, Inc.	Ownership	0.001	UnitedHealth Group Incorporated		2
		.00000	27-0549481				hCentive, Inc.	DE	NIA	Optum Government Solutions, Inc.	Ownership	100.000	UnitedHealth Group Incorporated		
		.00000	45-3007213				HCP ACO California, LLC	CA	NIA	OptumCare ACO Holdings, LLC	Ownership	100.000	UnitedHealth Group Incorporated		
		.00000	45-3007484				HCP ACO Nevada, LLC	NV	NIA	OptumCare ACO Holdings, LLC	Ownership	100.000	UnitedHealth Group Incorporated		
		.00000	33-0673883				Health Care-ONE Insurance Agency, Inc.	CA	NIA	USHEALTH Career Agency, Inc.	Ownership	50.000	UnitedHealth Group Incorporated		2
		.00000	20-5944768				Health Ventures Employment Solutions, LLC	DE	NIA	Health Ventures, LLC	Ownership	100.000	UnitedHealth Group Incorporated		
		.00000	04-3723090				Health Ventures, LLC	DE	NIA	SC Affiliates, LLC	Ownership	100.000	UnitedHealth Group Incorporated		
.0707	UnitedHealth Group Incorporated	.96342	88-0201035				Health Plan of Nevada, Inc.	NV	IA	Sierra Health Services, Inc.	Ownership	100.000	UnitedHealth Group Incorporated		
		.00000	95-4763349				HealthAllies, Inc.	DE	NIA	OptumHealth Holdings, LLC	Ownership	100.000	UnitedHealth Group Incorporated		
		.00000	95-4526112				HealthCare Partners Affiliates Medical Group	CA	NIA	Physician(s) owned	Influence	0.000	UnitedHealth Group Incorporated		4
		.00000	26-4247365				HealthCare Partners ASC-HB, LLC	CA	NIA	Physician(s) owned	Influence	0.000	UnitedHealth Group Incorporated		4
		.00000	95-4628842				HealthCare Partners ASC-LB, LLC	CA	NIA	HealthCare Partners Associates Medical Group	Influence	0.000	UnitedHealth Group Incorporated		4
		.00000	45-5273760				HealthCare Partners Associates Medical Group, P.C.	CA	NIA	Physician(s) owned	Influence	0.000	UnitedHealth Group Incorporated		4
		.00000	47-5274363				HealthCare Partners Management Services California, LLC	DE	NIA	OptumCare Management, LLC	Ownership	100.000	UnitedHealth Group Incorporated		
		.00000	95-4340584				HealthCare Partners Medical Group, P.C.	CA	NIA	Physician(s) owned	Influence	0.000	UnitedHealth Group Incorporated		4
		.00000	46-5349193				Healthcare Partners Plan of Nevada, Inc.	NV	NIA	OptumCare Holdings, LLC	Ownership	100.000	UnitedHealth Group Incorporated		
		.00000	81-1080535				HealthCare Partners RE, LLC	DE	NIA	OptumCare Holdings, LLC	Ownership	100.000	UnitedHealth Group Incorporated		
		.00000	77-0693060				Healthcare Solutions, Inc.	DE	NIA	OptumRx Administrative Services, LLC	Ownership	100.000	UnitedHealth Group Incorporated		
		.00000	20-3349887				HealthEast Surgery Center-Maplewood, LLC	MN	NIA	H.I. Investments Holding Company, LLC	Influence	24.313	UnitedHealth Group Incorporated		5
		.00000					HealthFirst IPA, Inc.	CO	NIA	New West Physicians, Inc.	Ownership	100.000	UnitedHealth Group Incorporated		
		.00000	47-2570595				HealthMarkets Group, Inc.	DE	NIA	HealthMarkets, LLC	Ownership	100.000	UnitedHealth Group Incorporated		
		.00000	27-0277771				HealthMarkets Insurance Agency, Inc.	DE	NIA	HealthMarkets Group, Inc.	Ownership	100.000	UnitedHealth Group Incorporated		
		.00000	81-3774112				HealthMarkets NewCo, Inc.	DE	NIA	HealthMarkets, Inc.	Ownership	100.000	UnitedHealth Group Incorporated		
		.00000	46-1131431				HealthMarkets Services, Inc.	DE	NIA	HealthMarkets Group, Inc.	Ownership	100.000	UnitedHealth Group Incorporated		
		.00000	75-2044750	4346649			HealthMarkets, Inc.	DE	NIA	Golden Rule Financial Corporation	Ownership	100.000	UnitedHealth Group Incorporated		

STATEMENT AS OF MARCH 31, 2020 OF THE UnitedHealthcare Plan of the River Valley, Inc.

SCHEDULE Y
PART 1A - DETAIL OF INSURANCE HOLDING COMPANY SYSTEM

1	2	3	4	5	6	7	8	9	10	11	12	13	14	15	16
Group Code	Group Name	NAIC Company Code	ID Number	Federal RSSD	CIK	Name of Securities Exchange if Publicly Traded (U.S. or International)	Names of Parent, Subsidiaries Or Affiliates	Domi-ciliary Location	Relation-ship to Reporting Entity	Directly Controlled by (Name of Entity/Person)	Type of Control (Ownership, Board, Management, Attorney-in-Fact, Influence, Other)	If Control is Ownership Provide Percentage	Ultimate Controlling Entity(ies)/Person(s)	Is an SCA Filing Re-quired? (Y/N)	*
		.0000					HealthMarkets, LLC	DE	NIA	HealthMarkets, Inc.	Ownership	100.000	UnitedHealth Group Incorporated		
		.0000	71-0847266				HealthSCOPE Benefits, Inc.	DE	NIA	HealthSCOPE Holdings, Inc.	Ownership	100.000	UnitedHealth Group Incorporated		
		.0000	47-1409110				HealthSCOPE Holdings, Inc.	DE	NIA	UMR, Inc.	Ownership	100.000	UnitedHealth Group Incorporated		
		.0000	83-2722254				Heartland Heart and Vascular, LLC	DE	NIA	SCA Heartland Holdings, LLC	Ownership	80.000	UnitedHealth Group Incorporated		2
		.0000	98-1443161				Help S.A.	CHL	NIA	Banmedica S.A.	Ownership	100.000	UnitedHealth Group Incorporated		
		.0000	98-1443161				Help S.A.	CHL	NIA	Saden S.A.	Ownership	0.000	UnitedHealth Group Incorporated		
		.0000					Help Service S.A.	CHL	NIA	Banmedica S.A.	Ownership	100.000	UnitedHealth Group Incorporated		
		.0000					Help Service S.A.	CHL	NIA	Saden S.A.	Ownership	0.000	UnitedHealth Group Incorporated		
		.0000					Hemonefro – Hemodiálise e Nefrologia Ltda	BRA	NIA	Esho – Empresa de Serviços Hospitalares S.A.	Influence	28.500	UnitedHealth Group Incorporated		5
		.0000	46-5291602				HFHS-SCA Holdings, LLC	MI	NIA	SC Affiliates, LLC	Influence	49.000	UnitedHealth Group Incorporated		5
		.0000	84-1472832				Highlands Ranch Healthcare, LLC	CO	NIA	Urgent Care MSO, LLC	Ownership	100.000	UnitedHealth Group Incorporated		
		.0000					HMI NewCo, LLC	DE	NIA	HealthMarkets NewCo, Inc.	Ownership	100.000	UnitedHealth Group Incorporated		
		.0000	98-1452260				Home Medical S.A.	CHL	NIA	Help S.A.	Ownership	99.998	UnitedHealth Group Incorporated		
		.0000	98-1452260				Home Medical S.A.	CHL	NIA	Saden S.A.	Ownership	0.002	UnitedHealth Group Incorporated		
		.0000					Homecare Dimensions of Florida, Inc.	TX	NIA	Physician(s) owned	Influence	0.000	UnitedHealth Group Incorporated		4
		.0000					Homecare Dimensions, Inc.	TX	NIA	Physician(s) owned	Influence	0.000	UnitedHealth Group Incorporated		4
		.0000	20-8910978				Hospice Inspiris Holdings, Inc.	TN	NIA	Inspiris, Inc.	Ownership	100.000	UnitedHealth Group Incorporated		
		.0000	98-1286038				Hospitais Associados de Pernambuco Ltda.	BRA	NIA	Esho – Empresa de Serviços Hospitalares S.A.	Ownership	100.000	UnitedHealth Group Incorporated		
		.0000	98-1286038				Hospitais Associados de Pernambuco Ltda.	BRA	NIA	Hospital Alvorada de Taguatinga Ltda.	Ownership	0.000	UnitedHealth Group Incorporated		
		.0000					Hospital Alvorada de Taguatinga Ltda.	BRA	NIA	Amil Assistência Médica Internacional S.A.	Ownership	83.877	UnitedHealth Group Incorporated		
		.0000					Hospital Alvorada de Taguatinga Ltda.	BRA	NIA	Bosque Medical Center Ltda.	Ownership	8.624	UnitedHealth Group Incorporated		
		.0000					Hospital Alvorada de Taguatinga Ltda.	BRA	NIA	Esho – Empresa de Serviços Hospitalares S.A.	Ownership	7.499	UnitedHealth Group Incorporated		
		.0000	98-1389272				Hospital Ana Costa S.A.	BRA	NIA	Piano de Saúde Ana Costa Ltda.	Ownership	99.779	UnitedHealth Group Incorporated		2
		.0000					Hospital de Clínicas de Jacarepaguá Ltda.	BRA	NIA	Esho – Empresa de Serviços Hospitalares S.A.	Ownership	100.000	UnitedHealth Group Incorporated		
		.0000	98-1310065				Hospital de Clínicas de Jacarepaguá Ltda.	BRA	NIA	Cemed Care – Empresa de Atendimento Clínico Geral Ltda.	Ownership	0.000	UnitedHealth Group Incorporated		
		.0000	98-1332673				Hospital Santa Helena S.A.	BRA	NIA	Elual Participações S.A.	Ownership	65.210	UnitedHealth Group Incorporated		2
		.0000	98-1332673				Hospital Santa Helena S.A.	BRA	NIA	Esho – Empresa de Serviços Hospitalares S.A.	Ownership	33.600	UnitedHealth Group Incorporated		2
		.0000	26-2912304				Humedica, Inc.	DE	NIA	United HealthCare Services, Inc.	Ownership	100.000	UnitedHealth Group Incorporated		
		.0000	36-4331825				Hygeia Corporation	DE	NIA	UnitedHealth International, Inc.	Ownership	100.000	UnitedHealth Group Incorporated		
		.0000	98-1106075				Hygeia Corporation (Ontario)	CAN	NIA	FrontierMEDEX US, Inc.	Ownership	100.000	UnitedHealth Group Incorporated		
		.0000	82-1341098				Illinois Independent Care Network	DE	NIA	Surgical Care Affiliates, LLC	Ownership	100.000	UnitedHealth Group Incorporated		
		.0000	98-1122694				Imed Star – Serviços de Desempenho Organizacional Ltda.	BRA	NIA	Optum Health & Technology Serviços do Brasil Ltda.	Ownership	100.000	UnitedHealth Group Incorporated		
		.0000	98-1122694				Imed Star – Serviços de Desempenho Organizacional Ltda.	BRA	NIA	UHG Brasil Participações S.A.	Ownership	0.000	UnitedHealth Group Incorporated		
		.0000	20-4351923				Impel Consulting Experts, L.L.C.	TX	NIA	Impel Management Services, L.L.C.	Ownership	100.000	UnitedHealth Group Incorporated		
		.0000	75-2574317				Impel Management Services, L.L.C.	TX	NIA	USMD Holdings, Inc.	Ownership	100.000	UnitedHealth Group Incorporated		
		.0000	27-3296953				IN Style OPTICAL, LLC	MA	NIA	Physician(s) owned	Influence	0.000	UnitedHealth Group Incorporated		4
		.0000	45-4132005				Indiana Care Organization, LLC	IN	NIA	AHN Target Holdings, LLC	Ownership	100.000	UnitedHealth Group Incorporated		
		.0000	62-1641102				Ingram & Associates, LLC	TN	NIA	Optum360, LLC	Ownership	100.000	UnitedHealth Group Incorporated		
		.0000	33-0618077				Inland Faculty Medical Group, Inc.	CA	NIA	Physician(s) owned	Influence	0.000	UnitedHealth Group Incorporated		4
		.0000	33-0018673				Inland Surgery Center, L.P.	CA	NIA	Redlands Ambulatory Surgery Center	Ownership	51.000	UnitedHealth Group Incorporated		2
		.0000					Imobiliária Apoquindo 3001 S.A.	CHL	NIA	Imobiliária Apoquindo S.A.	Ownership	99.999	UnitedHealth Group Incorporated		
		.0000					Imobiliária Apoquindo 3001 S.A.	CHL	NIA	Vida Tres Internacional S.A.	Ownership	0.001	UnitedHealth Group Incorporated		
		.0000	98-1458683				Imobiliária Apoquindo 3600 Ltda.	CHL	NIA	Banmedica S.A.	Ownership	99.700	UnitedHealth Group Incorporated		
		.0000	98-1458683				Imobiliária Apoquindo 3600 Ltda.	CHL	NIA	Imobiliária Apoquindo 3001 S.A.	Ownership	0.300	UnitedHealth Group Incorporated		
		.0000	98-1443174				Imobiliária Apoquindo S.A.	CHL	NIA	Banmedica S.A.	Ownership	100.000	UnitedHealth Group Incorporated		

STATEMENT AS OF MARCH 31, 2020 OF THE UnitedHealthcare Plan of the River Valley, Inc.

SCHEDULE Y
PART 1A - DETAIL OF INSURANCE HOLDING COMPANY SYSTEM

1	2	3	4	5	6	7	8	9	10	11	12	13	14	15	16
Group Code	Group Name	NAIC Company Code	ID Number	Federal RSSD	CIK	Name of Securities Exchange if Publicly Traded (U.S. or International)	Names of Parent, Subsidiaries Or Affiliates	Domiciliary Location	Relationship to Reporting Entity	Directly Controlled by (Name of Entity/Person)	Type of Control (Ownership, Board, Management, Attorney-in-Fact, Influence, Other)	If Control is Ownership Provide Percentage	Ultimate Controlling Entity(ies)/Person(s)	Is an SCA Filing Required? (Y/N)	*
		.0000	98-1443174				Inmobiliaria Apoquindo S.A.	.CHL	NIA	Saden S.A.	Ownership	0.000	UnitedHealth Group Incorporated		
		.0000	98-1458682				Inmobiliaria Clínica Santa María S.A.	.CHL	NIA	Banmedica S.A.	Ownership	99.433	UnitedHealth Group Incorporated		2
		.0000	98-1454653				Inmobiliaria e Inversiones Alameda S.A.	.CHL	NIA	Banmedica S.A.	Ownership	99.980	UnitedHealth Group Incorporated		
		.0000	98-1454653				Inmobiliaria e Inversiones Alameda S.A.	.CHL	NIA	Saden S.A.	Ownership	0.020	UnitedHealth Group Incorporated		
		.0000	98-1460922				Inmobiliaria Viñamed Ltda.	.CHL	NIA	Administradora Médica Centromed S.A.	Ownership	99.900	UnitedHealth Group Incorporated		2
		.0000	47-5640889				INOVB Surgical at Memorial City, LLC	.TX	NIA	Memorial City Partners, LLC	Ownership	100.000	UnitedHealth Group Incorporated		
		.0000	88-0482274				inPharmative, Inc.	.NV	NIA	OptumRx Health Solutions, LLC	Ownership	100.000	UnitedHealth Group Incorporated		
		.0000	45-2563134				Inspiris Medical Services of New Jersey, P.C.	.NJ	NIA	Physician(s) owned	Influence	0.000	UnitedHealth Group Incorporated		4
		.0000	27-1561674				INSPIRIS of Michigan Medical Services, P.C.	.MI	NIA	Physician(s) owned	Influence	0.000	UnitedHealth Group Incorporated		4
		.0000	13-4138665				INSPIRIS of New York Management, Inc.	.NY	NIA	Inspiris, Inc.	Ownership	100.000	UnitedHealth Group Incorporated		
		.0000	13-4168739				INSPIRIS of New York Medical Services, P.C.	.NY	NIA	Physician(s) owned	Influence	0.000	UnitedHealth Group Incorporated		4
		.0000	26-2895670				INSPIRIS of Pennsylvania Medical Services, P.C.	.PA	NIA	Physician(s) owned	Influence	0.000	UnitedHealth Group Incorporated		4
		.0000	26-2885572				INSPIRIS of Texas Physician Group	.TX	NIA	Optum Care Services Company	Ownership	100.000	UnitedHealth Group Incorporated		
		.0000	33-0766366				Inspiris, Inc.	.DE	NIA	Collaborative Care Holdings, LLC	Ownership	100.000	UnitedHealth Group Incorporated		
		.0000					Instituto do Radium de Campinas Ltda	.BRA	NIA	COI – Clínicas Oncológicas Integradas S.A.	Ownership	100.000	UnitedHealth Group Incorporated		
		.0000					Instituto do Radium de Campinas Ltda	.BRA	NIA	Esho – Empresa de Serviços Hospitalares S.A.	Ownership	0.000	UnitedHealth Group Incorporated		
		.0000	46-2215497				InTouch Pharmacy LLC	.GA	NIA	Diplomat Pharmacy, Inc.	Ownership	100.000	UnitedHealth Group Incorporated		
		.0000	98-1452273				Inversiones Clínicas Santa María S.A.	.CHL	NIA	Banmedica S.A.	Ownership	100.000	UnitedHealth Group Incorporated		
		.0000	98-1452273				Inversiones Clínicas Santa María S.A.	.CHL	NIA	Clínica Dávila y Servicios Médicos S.A.	Ownership	0.000	UnitedHealth Group Incorporated		
		.0000	98-1448096				Isapre Banmedica S.A.	.CHL	IA	Banmedica S.A.	Ownership	100.000	UnitedHealth Group Incorporated		
		.0000	98-1448096				Isapre Banmedica S.A.	.CHL	IA	Clínica Dávila y Servicios Médicos S.A.	Ownership	0.000	UnitedHealth Group Incorporated		
		.0000					Isapre Vida Tres S.A.	.CHL	IA	Banmedica S.A.	Ownership	100.000	UnitedHealth Group Incorporated		
		.0000					Isapre Vida Tres S.A.	.CHL	IA	Clínica Dávila y Servicios Médicos S.A.	Ownership	0.000	UnitedHealth Group Incorporated		
		.0000	74-2544709				Joliet Surgery Center Limited Partnership	.IL	NIA	Surgicare of Joliet, Inc.	Ownership	55.030	UnitedHealth Group Incorporated		2
		.0000	98-1456202				Laboratorio ROE S.A.	.PER	NIA	Pacifico S.A. Entidad Prestadora de Salud EPS	Ownership	100.000	UnitedHealth Group Incorporated		
		.0000					Laboratorios Médicos Amed Quilpué S.A.	.CHL	NIA	Centromed Quilpué S.A.	Ownership	99.900	UnitedHealth Group Incorporated		1
		.0000	81-3732334				LDI Holding Company, LLC	.DE	NIA	Diplomat Pharmacy, Inc.	Ownership	55.100	UnitedHealth Group Incorporated		
		.0000	81-3732334				LDI Holding Company, LLC	.DE	NIA	Oak HC/FT LDI Blocker, LLC	Ownership	17.900	UnitedHealth Group Incorporated		
		.0000	81-3732334				LDI Holding Company, LLC	.DE	NIA	LDI Nautic VII Blocker, LLC	Ownership	17.600	UnitedHealth Group Incorporated		
		.0000	81-3732334				LDI Holding Company, LLC	.DE	NIA	LDI Nautic VIII-A Blocker, LLC	Ownership	9.400	UnitedHealth Group Incorporated		
		.0000	38-4062192				LDI Management Services, LLC	.DE	NIA	LDI Holding Company, LLC	Ownership	100.000	UnitedHealth Group Incorporated		
		.0000	81-4123171				LDI Nautic VII Blocker, LLC	.DE	NIA	Diplomat Pharmacy, Inc.	Ownership	100.000	UnitedHealth Group Incorporated		
		.0000	81-4246034				LDI Nautic VIII-A Blocker, LLC	.DE	NIA	Diplomat Pharmacy, Inc.	Ownership	100.000	UnitedHealth Group Incorporated		
		.0000	81-3741657				Leehar Distributors, LLC	.DE	NIA	LDI Holding Company, LLC	Ownership	100.000	UnitedHealth Group Incorporated		
		.0000	61-1028180				Lexington Surgery Center, Ltd.	.KY	NIA	Surgery Center of Lexington, LLC	Influence	73.000	UnitedHealth Group Incorporated		5
		.0000	36-3468942				LGH-A/GOLF ASTC, L.L.C.	.IL	NIA	Advocate-SCA Partners, LLC	Influence	49.000	UnitedHealth Group Incorporated		5
		.0000	81-4465348				Liberty Anesthesia Services, LLC	.IL	NIA	SCA-Winchester, LLC	Influence	25.000	UnitedHealth Group Incorporated		5
		.0000	32-0409538				Lifepoint Accountable Care Organization, LLC	.DE	NIA	Collaborative Care Holdings, LLC	Ownership	100.000	UnitedHealth Group Incorporated		
		.0000	45-3143218				Lifepoint East, Inc.	.DE	NIA	Collaborative Care Holdings, LLC	Ownership	100.000	UnitedHealth Group Incorporated		
		.0000	27-2309024				LifePrint Health, Inc.	.DE	NIA	Collaborative Care Holdings, LLC	Ownership	100.000	UnitedHealth Group Incorporated		
		.0000	75-2225187				LifeStyles Marketing Group, Inc.	.DE	NIA	USHEALTH Career Agency, Inc.	Ownership	100.000	UnitedHealth Group Incorporated		
		.0000	58-2305878				Lifell, Ltd. Co.	.GA	NIA	HealthScope Benefits, Inc.	Ownership	100.000	UnitedHealth Group Incorporated		
		.0000	39-1974851				Logistics Health, Inc.	.WI	NIA	OptumHealth Holdings, LLC	Ownership	100.000	UnitedHealth Group Incorporated		
		.0000	98-1337963				Lotten-Eyes Oftalmologia Clinica e Cirurgica Ltda.	.BRA	NIA	Hospital Alvorada de Taguatinga Ltda.	Ownership	100.000	UnitedHealth Group Incorporated		
		.0000	98-1337963				Lotten-Eyes Oftalmologia Clinica e Cirurgica Ltda.	.BRA	NIA	Esho – Empresa de Serviços Hospitalares S.A.	Ownership	0.000	UnitedHealth Group Incorporated		
		.0000	62-1179566				Louisville S.C., Ltd.	.KY	NIA	Surgery Center of Louisville, LLC	Ownership	59.400	UnitedHealth Group Incorporated		2

STATEMENT AS OF MARCH 31, 2020 OF THE UnitedHealthcare Plan of the River Valley, Inc.

SCHEDULE Y
PART 1A - DETAIL OF INSURANCE HOLDING COMPANY SYSTEM

1	2	3	4	5	6	7	8	9	10	11	12	13	14	15	16
Group Code	Group Name	NAIC Company Code	ID Number	Federal RSSD	CIK	Name of Securities Exchange if Publicly Traded (U.S. or International)	Names of Parent, Subsidiaries Or Affiliates	Domi-ciliary Location	Relation-ship to Reporting Entity	Directly Controlled by (Name of Entity/Person)	Type of Control (Ownership, Board, Management, Attorney-in-Fact, Influence, Other)	If Control is Ownership Provide Percentage	Ultimate Controlling Entity(ies)/Person(s)	Is an SCA Filing Re-quired? (Y/N)	*
		.00000	62-1179538				Louisville-SC Properties, Inc.	KY	NIA	SC Affiliates, LLC	Ownership	100.000	UnitedHealth Group Incorporated		
		.00000	36-4119519				Loyola Ambulatory Surgery Center at Oakbrook, Inc.	IL	NIA	ASC Network, LLC	Ownership	100.000	UnitedHealth Group Incorporated		
		.00000	36-4119522				Loyola Ambulatory Surgery Center at Oakbrook, L.P.	IL	NIA	Loyola Ambulatory Surgery Center at Oakbrook, Inc.	Influence	45.000	UnitedHealth Group Incorporated		5
		.00000	98-1137620				Lusiadas - Parcerias Cascais, S.A.	PRT	NIA	Lusiadas, SGPS, S.A.	Ownership	100.000	UnitedHealth Group Incorporated		
		.00000	98-1139095				Lusiadas A.C.E.	PRT	NIA	Lusiadas, S.A.	Ownership	20.000	UnitedHealth Group Incorporated		2
		.00000	98-1139089				Lusiadas, S.A.	PRT	NIA	Lusiadas, SGPS, S.A.	Ownership	100.000	UnitedHealth Group Incorporated		2
		.00000	98-1138570				Lusiadas, SGPS, S.A.	PRT	NIA	AMIL International S.á.r.l.	Ownership	100.000	UnitedHealth Group Incorporated		
.0707	UnitedHealth Group Incorporated	.60321	52-1803283				MAMSI Life and Health Insurance Company	MD	IA	United HealthCare Services, Inc.	Ownership	100.000	UnitedHealth Group Incorporated		
		.00000	14-1782475				Managed Physical Network, Inc.	NY	NIA	OptumHealth Care Solutions, LLC	Ownership	100.000	UnitedHealth Group Incorporated		
		.00000	20-2880404				March Holdings, Inc.	CA	NIA	Specialty Benefits, LLC	Influence	7.353	UnitedHealth Group Incorporated		5
		.00000	95-4874334				March Vision Care Group, Incorporated	CA	NIA	Physician(s) owned	Influence	0.000	UnitedHealth Group Incorporated		4
		.00000	27-3115058				March Vision Care IPA, Inc.	NY	NIA	March Vision Care Group, Incorporated	Influence	0.000	UnitedHealth Group Incorporated		4
		.00000	20-3042852				March Vision Care, Inc.	CA	NIA	Physician(s) owned	Influence	0.000	UnitedHealth Group Incorporated		4
		.00000	94-3377073				Marin Health Ventures, LLC	CA	NIA	Marin Specialty Surgery Center, LLC	Ownership	100.000	UnitedHealth Group Incorporated		
		.00000	26-2637247				Marin Specialty Surgery Center, LLC	CA	NIA	MGH/SCA, LLC	Ownership	51.000	UnitedHealth Group Incorporated		2
		.00000	26-2601943				Marin Surgery Holdings, Inc.	DE	NIA	SC Affiliates, LLC	Ownership	100.000	UnitedHealth Group Incorporated		
		.00000	52-1456812				Maryland Ambulatory Centers	MD	NIA	Maryland-SCA Centers, LLC	Ownership	50.000	UnitedHealth Group Incorporated		2
		.00000	52-1401791				Maryland-SCA Centers, LLC	DE	NIA	SC Affiliates, LLC	Ownership	100.000	UnitedHealth Group Incorporated		
		.00000	20-0815305				Massachusetts Assurace Company, Ltd. PIC	CYM	NIA	H&W Indemnity (SPC), Ltd.	Ownership	100.000	UnitedHealth Group Incorporated		
		.00000	43-1967820				Massachusetts Avenue Surgery Center, LLC	MD	NIA	SCA-Bethesda, LLC	Ownership	56.690	UnitedHealth Group Incorporated		2
		.00000	62-1600267				MAT-RX DEVELOPMENT, L.L.C.	TX	NIA	Physician(s) owned	Influence	0.000	UnitedHealth Group Incorporated		4
		.00000	62-1600262				McKenzie Surgery Center, L.P.	TN	NIA	SCA-Eugene, Inc.	Influence	27.000	UnitedHealth Group Incorporated		5
		.00000	42-1741594				MD Ops, Inc.	CA	NIA	North American Medical Management California, Inc.	Ownership	100.000	UnitedHealth Group Incorporated		
.0707	UnitedHealth Group Incorporated	.96310	52-1169135				MD-Individual Practice Association, Inc.	MD	IA	United HealthCare Services, Inc.	Ownership	100.000	UnitedHealth Group Incorporated		
		.00000	83-1183650				ME AHS UC LLC	DE	NIA	Urgent Care MSO, LLC	Ownership	70.000	UnitedHealth Group Incorporated		2
		.00000	81-0936574				ME Urgent Care Nebraska, Inc.	NE	NIA	Physician(s) owned	Influence	0.000	UnitedHealth Group Incorporated		4
		.00000	98-1286220				Medalliance Net Ltda.	BRA	NIA	Optum Health & Technology Serviços do Brasil Ltda.	Ownership	100.000	UnitedHealth Group Incorporated		
		.00000	98-1286220				Medalliance Net Ltda.	BRA	NIA	UHG Brasil Participações S.A.	Ownership	0.000	UnitedHealth Group Incorporated		
		.00000	52-2178531				MEDEX Insurance Services, Inc.	MD	NIA	FrontierMEDEX, Inc.	Ownership	100.000	UnitedHealth Group Incorporated		
		.00000	20-3824377				MedExpress Development, LLC	FL	NIA	Urgent Care MSO, LLC	Ownership	100.000	UnitedHealth Group Incorporated		
		.00000	81-1265129				MedExpress Employed Services, Inc.	DE	NIA	Physician(s) owned	Influence	0.000	UnitedHealth Group Incorporated		4
		.00000	81-4550969				MedExpress Primary Care Arizona, P.C.	AZ	NIA	Physician(s) owned	Influence	0.000	UnitedHealth Group Incorporated		4
		.00000	81-4605885				MedExpress Primary Care Kansas, P.A.	KS	NIA	Physician(s) owned	Influence	0.000	UnitedHealth Group Incorporated		4
		.00000	82-3384324				MedExpress Primary Care Maryland, P.C.	MD	NIA	Physician(s) owned	Influence	0.000	UnitedHealth Group Incorporated		4
		.00000	82-1096099				MedExpress Primary Care Massachusetts, P.C.	MA	NIA	Physician(s) owned	Influence	0.000	UnitedHealth Group Incorporated		4
		.00000	81-4396738				MedExpress Primary Care Minnesota P.C.	MN	NIA	Physician(s) owned	Influence	0.000	UnitedHealth Group Incorporated		4
		.00000	83-1077265				MedExpress Primary Care Oklahoma, P.C.	OK	NIA	Physician(s) owned	Influence	0.000	UnitedHealth Group Incorporated		4
		.00000	83-0764858				MedExpress Primary Care South Carolina, P.C.	SC	NIA	Physician(s) owned	Influence	0.000	UnitedHealth Group Incorporated		4
		.00000	84-2500750				MedExpress Primary Care Texas, P.A.	TX	NIA	Physician(s) owned	Influence	0.000	UnitedHealth Group Incorporated		4
		.00000	82-3395792				MedExpress Primary Care Virginia, P.C.	VA	NIA	Physician(s) owned	Influence	0.000	UnitedHealth Group Incorporated		4
		.00000	82-4401181				MedExpress Primary Care West Virginia, Inc.	WV	NIA	Physician(s) owned	Influence	0.000	UnitedHealth Group Incorporated		4
		.00000	81-4563448				MedExpress Primary Care Wisconsin, S.C.	WI	NIA	Physician(s) owned	Influence	0.000	UnitedHealth Group Incorporated		4
		.00000	45-5388778				MedExpress Urgent Care - New Jersey, P.C.	NJ	NIA	Physician(s) owned	Influence	0.000	UnitedHealth Group Incorporated		4
		.00000	83-2089623				MedExpress Urgent Care - Northern New Jersey PC	NJ	NIA	Physician(s) owned	Influence	0.000	UnitedHealth Group Incorporated		4
		.00000	32-0533926				MedExpress Urgent Care Alabama, LLC	AL	NIA	Urgent Care Holdings, Inc.	Ownership	100.000	UnitedHealth Group Incorporated		
		.00000	81-4030280				MedExpress Urgent Care Arizona, P.C.	AZ	NIA	Physician(s) owned	Influence	0.000	UnitedHealth Group Incorporated		4
		.00000	46-4348120				MedExpress Urgent Care Arkansas, P.A.	AZ	NIA	Physician(s) owned	Influence	0.000	UnitedHealth Group Incorporated		4
		.00000	82-0930142				MedExpress Urgent Care California, P.C.	CA	NIA	Physician(s) owned	Influence	0.000	UnitedHealth Group Incorporated		4

16.11

STATEMENT AS OF MARCH 31, 2020 OF THE UnitedHealthcare Plan of the River Valley, Inc.

SCHEDULE Y
PART 1A - DETAIL OF INSURANCE HOLDING COMPANY SYSTEM

1	2	3	4	5	6	7	8	9	10	11	12	13	14	15	16
Group Code	Group Name	NAIC Company Code	ID Number	Federal RSSD	CIK	Name of Securities Exchange if Publicly Traded (U.S. or International)	Names of Parent, Subsidiaries Or Affiliates	Domi-ciliary Location	Relation-ship to Reporting Entity	Directly Controlled by (Name of Entity/Person)	Type of Control (Ownership, Board, Management, Attorney-in-Fact, Influence, Other)	If Control is Ownership Provide Percentage	Ultimate Controlling Entity(ies)/Person(s)	Is an SCA Filing Re-quired? (Y/N)	*
		.0000	81-1968812				MedExpress Urgent Care Connecticut, P.C.	CT	NIA	Physician(s) owned	Influence	0.000	UnitedHealth Group Incorporated		.4
		.0000	82-1135336				MedExpress Urgent Care Idaho, P.C.	ID	NIA	Physician(s) owned	Influence	0.000	UnitedHealth Group Incorporated		.4
		.0000	47-4308614				MedExpress Urgent Care Illinois, P.C.	IL	NIA	Physician(s) owned	Influence	0.000	UnitedHealth Group Incorporated		.4
		.0000	81-5353472				MedExpress Urgent Care Iowa, P.C.	IA	NIA	Physician(s) owned	Influence	0.000	UnitedHealth Group Incorporated		.4
		.0000	47-1919283				MedExpress Urgent Care Kansas, P.A.	KS	NIA	Physician(s) owned	Influence	0.000	UnitedHealth Group Incorporated		.4
		.0000	82-1719888				MedExpress Urgent Care Maine, Inc.	ME	NIA	Urgent Care Holdings, Inc.	Ownership	100.000	UnitedHealth Group Incorporated		.4
		.0000	81-1125396				MedExpress Urgent Care Minnesota P.C.	MN	NIA	Physician(s) owned	Influence	0.000	UnitedHealth Group Incorporated		.4
		.0000	47-3132625				MedExpress Urgent Care Missouri P.C.	MO	NIA	Physician(s) owned	Influence	0.000	UnitedHealth Group Incorporated		.4
		.0000	82-0631738				MedExpress Urgent Care New Hampshire, Inc.	NH	NIA	Urgent Care Holdings, Inc.	Ownership	100.000	UnitedHealth Group Incorporated		.4
		.0000	81-5138747				MedExpress Urgent Care North Carolina, P.C.	NC	NIA	Physician(s) owned	Influence	0.000	UnitedHealth Group Incorporated		.4
							MedExpress Urgent Care of Boynton Beach, LLC								
		.0000	20-2545363					FL	NIA	MedExpress Development, LLC	Ownership	100.000	UnitedHealth Group Incorporated		.4
		.0000	82-1919436				MedExpress Urgent Care Oregon, P.C.	OR	NIA	Physician(s) owned	Influence	0.000	UnitedHealth Group Incorporated		.4
		.0000	81-5362765				MedExpress Urgent Care Rhode Island, P.C.	RI	NIA	Physician(s) owned	Influence	0.000	UnitedHealth Group Incorporated		.4
		.0000	81-5380706				MedExpress Urgent Care South Carolina, P.C.	SC	NIA	Physician(s) owned	Influence	0.000	UnitedHealth Group Incorporated		.4
		.0000	47-5147441				MedExpress Urgent Care Texas, P.A.	TX	NIA	Physician(s) owned	Influence	0.000	UnitedHealth Group Incorporated		.4
		.0000	82-2443118				MedExpress Urgent Care Washington, P.C.	WA	NIA	Physician(s) owned	Influence	0.000	UnitedHealth Group Incorporated		.4
		.0000	81-4281678				MedExpress Urgent Care Wisconsin, S.C.	WI	NIA	Physician(s) owned	Influence	0.000	UnitedHealth Group Incorporated		.4
		.0000					MedExpress Urgent Care, Inc. - Ohio	OH	NIA	Urgent Care Holdings, Inc.	Ownership	100.000	UnitedHealth Group Incorporated		.4
							MedExpress Urgent Care, Inc. - West Virginia								
		.0000	26-4546400					WV	NIA	Physician(s) owned	Influence	0.000	UnitedHealth Group Incorporated		.4
		.0000	47-1804667				MedExpress Urgent Care, P.C. - Georgia	GA	NIA	Physician(s) owned	Influence	0.000	UnitedHealth Group Incorporated		.4
		.0000	90-0929572				MedExpress Urgent Care, P.C. - Indiana	IN	NIA	Physician(s) owned	Influence	0.000	UnitedHealth Group Incorporated		.4
		.0000	45-3461101				MedExpress Urgent Care, P.C. - Maryland	MD	NIA	Physician(s) owned	Influence	0.000	UnitedHealth Group Incorporated		.4
							MedExpress Urgent Care, P.C. - Massachusetts								
		.0000	47-1857908					MA	NIA	Physician(s) owned	Influence	0.000	UnitedHealth Group Incorporated		.4
		.0000	46-4793937				MedExpress Urgent Care, P.C. - Michigan	MI	NIA	Physician(s) owned	Influence	0.000	UnitedHealth Group Incorporated		.4
		.0000	47-1824365				MedExpress Urgent Care, P.C. - Oklahoma	OK	NIA	Physician(s) owned	Influence	0.000	UnitedHealth Group Incorporated		.4
		.0000	26-3750502				MedExpress Urgent Care, P.C. - Pennsylvania	PA	NIA	Physician(s) owned	Influence	0.000	UnitedHealth Group Incorporated		.4
		.0000	45-4973138				MedExpress Urgent Care, P.C. - Tennessee	TN	NIA	Physician(s) owned	Influence	0.000	UnitedHealth Group Incorporated		.4
		.0000	45-3123110				MedExpress Urgent Care, P.C. - Virginia	VA	NIA	Physician(s) owned	Influence	0.000	UnitedHealth Group Incorporated		.4
		.0000	83-1565124				MedExpress Urgent Care, P.S.C. - Kentucky	KY	NIA	Physician(s) owned	Influence	0.000	UnitedHealth Group Incorporated		.4
		.0000	45-5436856				MedExpress, Inc. - Delaware	DE	NIA	Physician(s) owned	Influence	0.000	UnitedHealth Group Incorporated		.4
.0707	UnitedHealth Group Incorporated	.12756	20-3391186				Medica Health Plans of Florida, Inc.	FL	IA	United HealthCare Services, Inc.	Ownership	100.000	UnitedHealth Group Incorporated		.4
.0707	UnitedHealth Group Incorporated	.12155	01-0788576				Medica HealthCare Plans, Inc.	FL	IA	United HealthCare Services, Inc.	Ownership	100.000	UnitedHealth Group Incorporated		.4
		.0000	75-2566987				Medical Clinic of North Texas PLLC	TX	NIA	USMD Affiliated Services	Ownership	100.000	UnitedHealth Group Incorporated		.4
		.0000					Medical Hilfe S.A.	CHL	NIA	Home Medical S.A.	Ownership	100.000	UnitedHealth Group Incorporated		.4
		.0000					Medical Hilfe S.A.	CHL	NIA	Saden S.A.	Ownership	0.000	UnitedHealth Group Incorporated		.4
		.0000	95-4708497				Medical Support Los Angeles, Inc.	CA	NIA	MSLA Management LLC	Ownership	100.000	UnitedHealth Group Incorporated		.4
		.0000	26-0636717				Medical Surgical Centers of America, Inc.	DE	NIA	ASC Network, LLC	Ownership	100.000	UnitedHealth Group Incorporated		.4
		.0000	32-0037402				Medical Transportation Services, LLC	FL	NIA	United HealthCare Services, Inc.	Ownership	100.000	UnitedHealth Group Incorporated		.4
		.0000	20-4635837				Medication Management Systems, Inc.	MN	NIA	Genoa Healthcare LLC	Ownership	100.000	UnitedHealth Group Incorporated		.4
		.0000	02-0651651				MedPro Rx, Inc.	NC	NIA	Diplomat Pharmacy, Inc.	Ownership	100.000	UnitedHealth Group Incorporated		.4
		.0000	75-2515691				MedSynergies, LLC	DE	NIA	Mustang Razorback Holdings, Inc.	Ownership	100.000	UnitedHealth Group Incorporated		.4
		.0000	58-2101921				Melbourne Surgery Center, LLC	GA	NIA	Surgical Care Partners of Melbourne, LLC	Ownership	100.000	UnitedHealth Group Incorporated		.4
		.0000	82-4964787				Memorial City Holdings, LLC	DE	NIA	SCA-Memorial City, LLC	Ownership	51.000	UnitedHealth Group Incorporated		.2
		.0000	82-3689933				Memorial City Partners, LLC	DE	NIA	Memorial City Holdings, LLC	Ownership	51.000	UnitedHealth Group Incorporated		.2
		.0000	95-4688463				Memorial Healthcare IPA, GP	CA	NIA	Physician(s) owned	Influence	0.000	UnitedHealth Group Incorporated		.4
							MemorialCare Surgical Center at Saddleback, LLC	CA	NIA	Beach Surgical Holdings LLC	Ownership	53.157	UnitedHealth Group Incorporated		.2
		.0000	20-3678259				Metropolitan Medical Partners, LLC	MD	NIA	SCA-Chevy Chase, LLC	Ownership	61.720	UnitedHealth Group Incorporated		.2
							Metropolitan Medical Transportation IPA, LLC								
		.0000	20-8998927					NY	NIA	TriMed, LLC	Ownership	100.000	UnitedHealth Group Incorporated		.4
		.0000	38-3861395				MGH/SCA, LLC	CA	NIA	Marin Surgery Holdings, Inc.	Ownership	99.000	UnitedHealth Group Incorporated		.2

SCHEDULE Y
PART 1A - DETAIL OF INSURANCE HOLDING COMPANY SYSTEM

1	2	3	4	5	6	7	8	9	10	11	12	13	14	15	16
Group Code	Group Name	NAIC Company Code	ID Number	Federal RSSD	CIK	Name of Securities Exchange if Publicly Traded (U.S. or International)	Names of Parent, Subsidiaries Or Affiliates	Domi-ciliary Location	Relation-ship to Reporting Entity	Directly Controlled by (Name of Entity/Person)	Type of Control (Ownership, Board, Management, Attorney-in-Fact, Influence, Other)	If Control is Ownership Provide Percentage	Ultimate Controlling Entity(ies)/Person(s)	Is an SCA Filing Re-quired? (Y/N)	*
		.0000	27-2252446				MHC Real Estate Holdings, LLC	CA	NIA	Monarch Management Services, Inc.	Ownership	100.000	UnitedHealth Group Incorporated		
		.0000	80-0507474				MHCH, Inc.	CA	NIA	Physician(s) owned	Influence	0.000	UnitedHealth Group Incorporated		4
		.0000	36-4600281				MIAMI SURGERY CENTER, LLC	DE	NIA	SCA-Doral, LLC	Ownership	50.180	UnitedHealth Group Incorporated		2
		.0000	20-3345412				Midlands Orthopaedics Surgery Center, LLC	SC	NIA	SCA-Midlands, LLC	Influence	49.000	UnitedHealth Group Incorporated		5
		.0000	20-8103522				Midwest Center for Day Surgery, LLC	IL	NIA	Advocate-SCA Partners, LLC	Ownership	53.880	UnitedHealth Group Incorporated		2
.0707	UnitedHealth Group Incorporated	.66087	62-0724538				Mid-West National Life Insurance Company of Tennessee	TX	IA	HealthMarkets, LLC	Ownership	100.000	UnitedHealth Group Incorporated		
		.0000	83-0543458				Mile High SurgiCenter, LLC	CO	NIA	SCA-Denver Physicians Holdings, LLC	Ownership	55.000	UnitedHealth Group Incorporated		2
		.0000	30-0445773				Mobile Medical Services, P.C.	NY	NIA	Physician(s) owned	Influence	0.000	UnitedHealth Group Incorporated		4
		.0000	63-0883553				Mobile-SC, LTD.	AL	NIA	SCA-Mobile, LLC	Influence	33.000	UnitedHealth Group Incorporated		5
		.0000	31-1191553				Modern Medical, Inc.	OH	NIA	Healthcare Solutions, Inc.	Ownership	100.000	UnitedHealth Group Incorporated		
		.0000	22-3935634				Monarch Health Plan, Inc.	CA	NIA	Physician(s) owned	Influence	0.000	UnitedHealth Group Incorporated		4
		.0000	33-0587660				Monarch HealthCare, A Medical Group, Inc.	CA	NIA	Physician(s) owned	Influence	0.000	UnitedHealth Group Incorporated		4
		.0000	30-0606451				Monarch Hospice, LLC	CA	NIA	Physician(s) owned	Influence	0.000	UnitedHealth Group Incorporated		4
		.0000	45-3142852				Monarch Management Services, Inc.	DE	NIA	Collaborative Care Holdings, LLC	Ownership	100.000	UnitedHealth Group Incorporated		
		.0000	52-1401868				Montgomery Surgery Center Limited Partnership	MD	NIA	Maryland Ambulatory Centers	Ownership	77.000	UnitedHealth Group Incorporated		2
		.0000	20-5892451				Mosaic Management Services, Inc.	CA	NIA	Physician(s) owned	Influence	0.000	UnitedHealth Group Incorporated		4
		.0000	35-2566612				Mountain View Medical Group, LLC	CO	NIA	OptumCare Holdings Colorado, LLC	Ownership	100.000	UnitedHealth Group Incorporated		
		.0000	81-1633765				MSLA Management LLC	DE	NIA	Logistics Health, Inc.	Ownership	100.000	UnitedHealth Group Incorporated		
		.0000	62-1506649				Mt. Pleasant Surgery Center, L.P.	TN	NIA	SCA-Mt. Pleasant, LLC	Ownership	99.000	UnitedHealth Group Incorporated		2
		.0000	98-1285432				Multiangio Ltda.	BRA	NIA	Esho - Empresa de Serviços Hospitalares S.A.	Ownership	93.000	UnitedHealth Group Incorporated		2
		.0000	20-4209261				Muskogee Surgical Investors, LLC	OK	NIA	Surgery Center of Muskogee, LLC	Ownership	100.000	UnitedHealth Group Incorporated		
		.0000	47-1935798				Mustang Razorback Holdings, Inc.	DE	NIA	Optum360 Solutions, LLC	Ownership	100.000	UnitedHealth Group Incorporated		
		.0000	26-2564744				My Wellness Solutions, LLC	DE	NIA	OptumHealth Care Solutions, LLC	Ownership	100.000	UnitedHealth Group Incorporated		
		.0000	20-3236839				NAMM Holdings, Inc.	DE	NIA	Aveta Inc.	Ownership	100.000	UnitedHealth Group Incorporated		
		.0000	56-2627070				NAMM Medical Group Holdings, Inc.	CA	NIA	Physician(s) owned	Influence	0.000	UnitedHealth Group Incorporated		4
		.0000	61-1627269				NAMM MGH, Inc.	CA	NIA	Physician(s) owned	Influence	0.000	UnitedHealth Group Incorporated		4
.0707	UnitedHealth Group Incorporated	.98205	73-1187572				National Foundation Life Insurance Company	TX	IA	Enterprise Life Insurance Company	Ownership	100.000	UnitedHealth Group Incorporated		
		.0000	47-2336925				National MedTrans, LLC	NY	NIA	Specialty Benefits, LLC	Ownership	100.000	UnitedHealth Group Incorporated		
.0707	UnitedHealth Group Incorporated	.95251	76-0196559				National Pacific Dental, Inc.	TX	IA	Dental Benefit Providers, Inc.	Ownership	100.000	UnitedHealth Group Incorporated		
		.0000	36-3549627				National Surgery Centers, LLC	DE	NIA	Surgical Care Affiliates, LLC	Ownership	100.000	UnitedHealth Group Incorporated		
		.0000	45-5542014				Navigator Health Services, LLC	MI	NIA	Diplomat Pharmacy, Inc.	Ownership	100.000	UnitedHealth Group Incorporated		
		.0000	84-2283691				Naviguard, Inc.	DE	NIA	UnitedHealth Group Ventures, LLC	Ownership	100.000	UnitedHealth Group Incorporated		
.0707	UnitedHealth Group Incorporated	.95123	65-0996107				Neighborhood Health Partnership, Inc.	FL	IA	UnitedHealthcare, Inc.	Ownership	100.000	UnitedHealth Group Incorporated		
		.0000	20-4755277				Netwerkes, LLC	TN	NIA	Optum360 Solutions, LLC	Ownership	100.000	UnitedHealth Group Incorporated		
.0707	UnitedHealth Group Incorporated	.95758	88-0228572				Nevada Pacific Dental	NV	IA	Dental Benefit Providers, Inc.	Ownership	100.000	UnitedHealth Group Incorporated		
		.0000	72-1267232				New Orleans Regional Physician Hospital Organization, L.L.C.	LA	NIA	UnitedHealthcare, Inc.	Ownership	100.000	UnitedHealth Group Incorporated		
		.0000	84-1250135				New West Physicians, Inc.	CO	NIA	Newton Holdings, LLC	Ownership	100.000	UnitedHealth Group Incorporated		
		.0000	30-1080342				Newton Holdings, LLC	DE	NIA	Collaborative Care Holdings, LLC	Ownership	80.100	UnitedHealth Group Incorporated		2
		.0000	26-2995765				Nifty After Fifty/Monarch, LLC	CA	NIA	Physician(s) owned	Influence	0.000	UnitedHealth Group Incorporated		4
		.0000	33-0673955				North American Medical Management California, Inc.	TN	NIA	NAMM Holdings, Inc.	Ownership	100.000	UnitedHealth Group Incorporated		
		.0000	27-2248103				North Dallas Surgical Center, LLC	DE	NIA	THR-SCA Holdings, LLC	Influence	0.000	UnitedHealth Group Incorporated		5
		.0000	20-2564137				North Puget Sound Oncology Equipment Leasing Company, LLC	WA	NIA	Everett MSO, Inc.	Ownership	100.000	UnitedHealth Group Incorporated		
		.0000	88-0245121				Northern Nevada Health Network, Inc.	NV	NIA	Sierra Health Services, Inc.	Ownership	100.000	UnitedHealth Group Incorporated		
		.0000	63-1240726				Northern Rockies Surgery Center, L.P.	TN	NIA	Northern Rockies Surgicenter, Inc.	Influence	40.000	UnitedHealth Group Incorporated		5
		.0000	81-0399251				Northern Rockies Surgicenter, Inc.	MT	NIA	National Surgery Centers, LLC	Ownership	100.000	UnitedHealth Group Incorporated		
		.0000	95-4748023				Northridge Medical Group, Inc.	CA	NIA	Physician(s) owned	Influence	0.000	UnitedHealth Group Incorporated		4
		.0000	37-1007387				Northwest Surgicare, LLC	DE	NIA	Surgery Center Holding, LLC	Ownership	100.000	UnitedHealth Group Incorporated		
		.0000	75-2494046				Northwest Surgicare, Ltd.	IL	NIA	Northwest Surgicare, LLC	Ownership	62.000	UnitedHealth Group Incorporated		2

STATEMENT AS OF MARCH 31, 2020 OF THE UnitedHealthcare Plan of the River Valley, Inc.

SCHEDULE Y
PART 1A - DETAIL OF INSURANCE HOLDING COMPANY SYSTEM

1	2	3	4	5	6	7	8	9	10	11	12	13	14	15	16
Group Code	Group Name	NAIC Company Code	ID Number	Federal RSSD	CIK	Name of Securities Exchange if Publicly Traded (U.S. or International)	Names of Parent, Subsidiaries Or Affiliates	Domiciliary Location	Relationship to Reporting Entity	Directly Controlled by (Name of Entity/Person)	Type of Control (Ownership, Board, Management, Attorney-in-Fact, Influence, Other)	If Control is Ownership Provide Percentage	Ultimate Controlling Entity(ies)/Person(s)	Is an SCA Filing Required? (Y/N)	*
		.0000	61-1855159				NPN IPA Washington, PLLC	WA	NIA	Physician(s) owned	Influence	0.000	UnitedHealth Group Incorporated		4
		.0000	56-1963226				NSC Greensboro West, LLC	DE	NIA	National Surgery Centers, LLC	Influence	49.000	UnitedHealth Group Incorporated		5
		.0000	56-1775016				NSC Greensboro, LLC	DE	NIA	National Surgery Centers, LLC	Ownership	100.000	UnitedHealth Group Incorporated		
		.0000	36-4210296				NSC Lancaster, LLC	DE	NIA	National Surgery Centers, LLC	Ownership	100.000	UnitedHealth Group Incorporated		
		.0000	91-1553479				NSC Seattle, Inc.	WA	NIA	National Surgery Centers, LLC	Ownership	100.000	UnitedHealth Group Incorporated		
		.0000	33-0812824				NSC Upland, LLC	DE	NIA	National Surgery Centers, LLC	Ownership	100.000	UnitedHealth Group Incorporated		
		.0000	81-3764590				Oak HC/FT LDI Blocker, LLC	DE	NIA	Diplomat Pharmacy, Inc.	Ownership	100.000	UnitedHealth Group Incorporated		
		.0000	83-4364718				OC Cardiology Practice Partners, LLC	DE	NIA	SC Affiliates, LLC	Ownership	100.000	UnitedHealth Group Incorporated		
		.0000	98-1454609				Omesa SpA	CHL	NIA	Vida Integra S.A.	Ownership	99.996	UnitedHealth Group Incorporated		
		.0000	98-1454609				Omesa SpA	CHL	NIA	Saden S.A.	Ownership	0.004	UnitedHealth Group Incorporated		
		.0000	27-0062838				OmniClaim, LLC	DE	NIA	Equian, LLC	Ownership	100.000	UnitedHealth Group Incorporated		
		.0000	98-1456252				Oncocare S.A.C.	PER	NIA	Pacifico S.A. Entidad Prestadora de Salud	Ownership	80.000	UnitedHealth Group Incorporated		2
		.0000	26-1914835				OPHTHALMOLOGY SURGERY CENTER OF DALLAS, LLC	TX	NIA	THR-SCA Holdings, LLC	Influence	0.000	UnitedHealth Group Incorporated		5
.0707	UnitedHealth Group Incorporated	96940	52-1518174				Optimum Choice, Inc.	MD	IA	United HealthCare Services, Inc.	Ownership	100.000	UnitedHealth Group Incorporated		
		.0000	47-0858534	3202702			Optum Bank, Inc.	UT	NIA	OptumHealth Financial Services, Inc.	Ownership	100.000	UnitedHealth Group Incorporated		
		.0000	36-3437660				Optum Biometrics, Inc.	IL	NIA	OptumHealth Care Solutions, LLC	Ownership	100.000	UnitedHealth Group Incorporated		
		.0000	26-0683057				Optum Care Services Company	TN	NIA	Inspiris, Inc.	Ownership	100.000	UnitedHealth Group Incorporated		
		.0000	83-1959511				Optum Care, Inc.	DE	NIA	Collaborative Care Services, Inc.	Ownership	100.000	UnitedHealth Group Incorporated		
		.0000	75-2778455				Optum Clinic, P.A.	TX	NIA	Physician(s) owned	Influence	0.000	UnitedHealth Group Incorporated		4
		.0000	37-1782217				Optum Clinics Holdings, Inc.	DE	NIA	Collaborative Care Holdings, LLC	Ownership	100.000	UnitedHealth Group Incorporated		
		.0000	38-3969193				Optum Clinics Intermediate Holdings, Inc.	DE	NIA	Optum Clinics Holdings, Inc.	Ownership	100.000	UnitedHealth Group Incorporated		
		.0000					Optum Digital Health Holdings, LLC	DE	NIA	Consumer Wellness Solutions, Inc.	Ownership	100.000	UnitedHealth Group Incorporated		
		.0000	98-1325466				Optum Finance (Ireland) Unlimited Company	IRL	NIA	UnitedHealthcare International VIII S.à r.l.	Ownership	100.000	UnitedHealth Group Incorporated		
		.0000	98-1103015				Optum Global Solutions (India) Private Limited	IND	NIA	Optum Global Solutions International B.V.	Ownership	99.999	UnitedHealth Group Incorporated		
		.0000	98-1103015				Optum Global Solutions (India) Private Limited	IND	NIA	UnitedHealth International, Inc.	Ownership	0.001	UnitedHealth Group Incorporated		
		.0000	98-1097776				Optum Global Solutions (Philippines), Inc.	PHL	NIA	Optum Global Solutions International B.V.	Ownership	99.991	UnitedHealth Group Incorporated		2
		.0000	98-1201187				Optum Global Solutions International B.V.	NLD	NIA	Optum Technology, LLC	Ownership	97.480	UnitedHealth Group Incorporated		
		.0000	98-1201187				Optum Global Solutions International B.V.	NLD	NIA	OptumHealth International B.V.	Ownership	2.520	UnitedHealth Group Incorporated		
		.0000	04-3574101				Optum Government Solutions, Inc.	DE	NIA	OptumInsight, Inc.	Ownership	100.000	UnitedHealth Group Incorporated		
		.0000					Optum Health & Technology (Hong Kong) Limited	CHN	NIA	OptumHealth International B.V.	Ownership	100.000	UnitedHealth Group Incorporated		
		.0000	98-1095799				Optum Health & Technology (India) Private Limited	IND	NIA	OptumHealth International B.V.	Ownership	99.999	UnitedHealth Group Incorporated		
		.0000	98-1095799				Optum Health & Technology (India) Private Limited	IND	NIA	United Behavioral Health	Ownership	0.001	UnitedHealth Group Incorporated		
		.0000	98-1097886				Optum Health & Technology (Singapore) Pte. Ltd.	SGP	NIA	OptumHealth International B.V.	Ownership	100.000	UnitedHealth Group Incorporated		
		.0000	20-2149493				Optum Health & Technology (US), LLC	MO	NIA	OptumHealth Holdings, LLC	Ownership	100.000	UnitedHealth Group Incorporated		
		.0000	43-1747235				Optum Health & Technology Holdings (US), Inc.	MO	NIA	Optum, Inc.	Ownership	100.000	UnitedHealth Group Incorporated		
		.0000	98-1184561				Optum Health & Technology Serviços do Brasil Ltda.	BRA	NIA	Optum Global Solutions International B.V.	Ownership	99.998	UnitedHealth Group Incorporated		
		.0000	98-1184561				Optum Health & Technology Serviços do Brasil Ltda.	BRA	NIA	OptumInsight, Inc.	Ownership	0.002	UnitedHealth Group Incorporated		
		.0000	98-1276517				Optum Health and Technology FZ-LLC	ARE	NIA	Optum Global Solutions International B.V.	Ownership	100.000	UnitedHealth Group Incorporated		
		.0000	46-2385459				Optum Health Plan of California	DE	NIA	OptumCare Holdings, LLC	Ownership	100.000	UnitedHealth Group Incorporated		
		.0000	98-1097921				Optum Health Services (Canada) Ltd.	CAN	NIA	Optum Health & Technology Holdings (US), Inc.	Ownership	100.000	UnitedHealth Group Incorporated		
		.0000	98-1406274				Optum Health Solutions (Australia) Pty Ltd	AUS	NIA	Optum UK Solutions Group Limited	Ownership	100.000	UnitedHealth Group Incorporated		
		.0000	98-1147355				Optum Health Solutions (UK) Limited	GBR	NIA	Optum UK Solutions Group Limited	Ownership	100.000	UnitedHealth Group Incorporated		

16.14

STATEMENT AS OF MARCH 31, 2020 OF THE UnitedHealthcare Plan of the River Valley, Inc.

SCHEDULE Y
PART 1A - DETAIL OF INSURANCE HOLDING COMPANY SYSTEM

1	2	3	4	5	6	7	8	9	10	11	12	13	14	15	16
Group Code	Group Name	NAIC Company Code	ID Number	Federal RSSD	CIK	Name of Securities Exchange if Publicly Traded (U.S. or International)	Names of Parent, Subsidiaries Or Affiliates	Domiciliary Location	Relationship to Reporting Entity	Directly Controlled by (Name of Entity/Person)	Type of Control (Ownership, Board, Management, Attorney-in-Fact, Influence, Other)	If Control is Ownership Provide Percentage	Ultimate Controlling Entity(ies)/Person(s)	Is an SCA Filing Required? (Y/N)	*
		.0000	58-2068880				Optum Healthcare of Illinois, Inc.	GA	NIA	Optum Women's and Children's Health, LLC	Ownership	100.000	UnitedHealth Group Incorporated		
		.0000	20-0212381				Optum Hospice Pharmacy Services, LLC	DE	NIA	OptumRx Health Solutions, LLC	Ownership	100.000	UnitedHealth Group Incorporated		
		.0000	11-2997132				Optum Infusion Services 100, Inc.	NY	NIA	Optum Infusion Services 500, Inc.	Ownership	100.000	UnitedHealth Group Incorporated		
		.0000	11-3485985				Optum Infusion Services 101, Inc.	NY	NIA	Optum Infusion Services 100, Inc.	Ownership	100.000	UnitedHealth Group Incorporated		
		.0000	27-1533840				Optum Infusion Services 103, LLC	DE	NIA	Serquinox Holdings LLC	Ownership	100.000	UnitedHealth Group Incorporated		
		.0000	55-0802777				Optum Infusion Services 201, Inc.	FL	NIA	Ambient Healthcare, Inc.	Ownership	100.000	UnitedHealth Group Incorporated		
		.0000	20-4881413				Optum Infusion Services 202, Inc.	FL	NIA	Ambient Healthcare, Inc.	Ownership	100.000	UnitedHealth Group Incorporated		
		.0000	33-1012700				Optum Infusion Services 203, Inc.	FL	NIA	Ambient Healthcare, Inc.	Ownership	100.000	UnitedHealth Group Incorporated		
		.0000	26-3738273				Optum Infusion Services 205, Inc.	FL	NIA	Ambient Healthcare, Inc.	Ownership	100.000	UnitedHealth Group Incorporated		
		.0000	63-1284325				Optum Infusion Services 206, Inc.	AL	NIA	Ambient Healthcare, Inc.	Ownership	100.000	UnitedHealth Group Incorporated		
		.0000	63-0964525				Optum Infusion Services 207, Inc.	AL	NIA	Optum Infusion Services 206, Inc.	Ownership	100.000	UnitedHealth Group Incorporated		
		.0000	20-4963945				Optum Infusion Services 208, Inc.	NC	NIA	Ambient Healthcare, Inc.	Ownership	100.000	UnitedHealth Group Incorporated		
		.0000	75-2196224				Optum Infusion Services 301, LP	OK	NIA	Optum Infusion Services 500, Inc.	Ownership	99.950	UnitedHealth Group Incorporated		
		.0000	75-2196224				Optum Infusion Services 301, LP	OK	NIA	Optum Infusion Services 305, LLC	Ownership	0.050	UnitedHealth Group Incorporated		
		.0000	27-0668812				Optum Infusion Services 302, LLC	NE	NIA	Optum Infusion Services 500, Inc.	Ownership	100.000	UnitedHealth Group Incorporated		
		.0000	26-2565032				Optum Infusion Services 305, LLC	DE	NIA	Optum Infusion Services 500, Inc.	Ownership	100.000	UnitedHealth Group Incorporated		
		.0000	20-3741084				Optum Infusion Services 308, LLC	AZ	NIA	SCP Specialty Infusion, LLC	Ownership	100.000	UnitedHealth Group Incorporated		
		.0000	02-0653265				Optum Infusion Services 401, LLC	CA	NIA	SCP Specialty Infusion, LLC	Ownership	100.000	UnitedHealth Group Incorporated		
		.0000	26-4312858				Optum Infusion Services 402, LLC	CA	NIA	SCP Specialty Infusion, LLC	Ownership	100.000	UnitedHealth Group Incorporated		
		.0000	47-0941801				Optum Infusion Services 403, LLC	CA	NIA	SCP Specialty Infusion, LLC	Ownership	100.000	UnitedHealth Group Incorporated		
		.0000	93-1103256				Optum Infusion Services 404, LLC	OR	NIA	SCP Specialty Infusion, LLC	Ownership	100.000	UnitedHealth Group Incorporated		
		.0000	27-3918706				Optum Infusion Services 500, Inc.	DE	NIA	AxelaCare, LLC	Ownership	100.000	UnitedHealth Group Incorporated		
		.0000	84-2822134				Optum Infusion Services 501, Inc.	DE	NIA	Optum Infusion Services 500, Inc.	Ownership	100.000	UnitedHealth Group Incorporated		
.0707	UnitedHealth Group Incorporated	69647	31-0628424				Optum Insurance of Ohio, Inc.	OH	IA	OptumRx PBM of Maryland, LLC	Ownership	100.000	UnitedHealth Group Incorporated		
		.0000	46-4734521				Optum Labs Dimensions, Inc.	DE	NIA	Optum Labs, Inc.	Ownership	100.000	UnitedHealth Group Incorporated		
		.0000	98-1249178				Optum Labs International (UK) Ltd.	GBR	NIA	Optum, Inc.	Ownership	100.000	UnitedHealth Group Incorporated		
		.0000	46-1615964				Optum Labs, Inc.	DE	NIA	Optum, Inc.	Ownership	100.000	UnitedHealth Group Incorporated		
		.0000	98-1209730				Optum Life Sciences (Canada) Inc.	CAN	NIA	OptumInsight Life Sciences, Inc.	Ownership	100.000	UnitedHealth Group Incorporated		
		.0000	98-1098190				Optum Management Consulting (Shanghai) Co., Ltd.	CHN	NIA	Optum Health & Technology Holdings (US), Inc.	Ownership	100.000	UnitedHealth Group Incorporated		
		.0000	30-0826311				Optum Medical Services of California, P.C.	CA	NIA	Physician(s) owned	Influence	0.000	UnitedHealth Group Incorporated		.4
		.0000	45-5424191				Optum Medical Services of Colorado, P.C.	CO	NIA	Physician(s) owned	Influence	0.000	UnitedHealth Group Incorporated		.4
		.0000	45-3866363				Optum Medical Services, P.C.	NC	NIA	Physician(s) owned	Influence	0.000	UnitedHealth Group Incorporated		.4
.0707	UnitedHealth Group Incorporated	.11068	30-0029448				Optum Networks of New Jersey, Inc.	DE	IA	OrthoNet Holdings, Inc.	Ownership	100.000	UnitedHealth Group Incorporated		
		.0000	58-1873062				Optum of New York, Inc.	NY	NIA	Optum Women's and Children's Health, LLC	Ownership	100.000	UnitedHealth Group Incorporated		
		.0000	98-1097761				Optum Operations (Ireland) Unlimited Company	IRL	NIA	UnitedHealthcare International VII S.à r.l.	Ownership	100.000	UnitedHealth Group Incorporated		
		.0000	20-8911466				Optum Palliative and Hospice Care of Pennsylvania, Inc.	TN	NIA	Hospice Inspiris Holdings, Inc.	Ownership	100.000	UnitedHealth Group Incorporated		
		.0000	20-8911303				Optum Palliative and Hospice Care of Texas, Inc.	TN	NIA	Hospice Inspiris Holdings, Inc.	Ownership	100.000	UnitedHealth Group Incorporated		
		.0000	30-0226127				Optum Palliative and Hospice Care, Inc.	DE	NIA	Collaborative Care Holdings, LLC	Ownership	100.000	UnitedHealth Group Incorporated		
		.0000	45-3629080				Optum Perks LLC	DE	NIA	OptumRx PBM of Illinois, Inc.	Ownership	58.000	UnitedHealth Group Incorporated		
		.0000	45-3629080				Optum Perks LLC	DE	NIA	OptumRx Health Solutions, LLC	Ownership	42.000	UnitedHealth Group Incorporated		
		.0000	84-2827343				Optum Pharmacy 701, LLC	DE	NIA	OptumRx Administrative Services, LLC	Ownership	100.000	UnitedHealth Group Incorporated		
		.0000	46-2731176				Optum Pharmacy 702, LLC	IN	NIA	OptumRx PBM of Illinois, Inc.	Ownership	100.000	UnitedHealth Group Incorporated		
		.0000	45-2532834				Optum Pharmacy 703, LLC	NV	NIA	OptumRx PBM of Illinois, Inc.	Ownership	100.000	UnitedHealth Group Incorporated		
		.0000	20-2719823				Optum Pharmacy 704, Inc.	TX	NIA	BriovaRx of Florida, Inc.	Ownership	100.000	UnitedHealth Group Incorporated		
		.0000	55-0824381				Optum Pharmacy 705, LLC	AL	NIA	BriovaRx of Maine, Inc.	Ownership	100.000	UnitedHealth Group Incorporated		
		.0000	20-4515146				Optum Pharmacy 707, Inc.	CA	NIA	Salveo Specialty Pharmacy, Inc.	Ownership	100.000	UnitedHealth Group Incorporated		
		.0000	20-4581265				Optum Public Sector Solutions, Inc.	DE	NIA	OptumInsight, Inc.	Ownership	100.000	UnitedHealth Group Incorporated		
		.0000	46-3328009				Optum Rocket, Inc.	DE	NIA	OptumInsight, Inc.	Ownership	100.000	UnitedHealth Group Incorporated		
		.0000	26-0543382				Optum Senior Services, LLC	AL	NIA	Optum Hospice Pharmacy Services, LLC	Ownership	100.000	UnitedHealth Group Incorporated		

16.15

STATEMENT AS OF MARCH 31, 2020 OF THE UnitedHealthcare Plan of the River Valley, Inc.

SCHEDULE Y
PART 1A - DETAIL OF INSURANCE HOLDING COMPANY SYSTEM

1	2	3	4	5	6	7	8	9	10	11	12	13	14	15	16
Group Code	Group Name	NAIC Company Code	ID Number	Federal RSSD	CIK	Name of Securities Exchange if Publicly Traded (U.S. or International)	Names of Parent, Subsidiaries Or Affiliates	Domi-ciliary Location	Relation-ship to Reporting Entity	Directly Controlled by (Name of Entity/Person)	Type of Control (Ownership, Board, Management, Attorney-in-Fact, Influence, Other)	If Control is Ownership Provide Percentage	Ultimate Controlling Entity(ies)/Person(s)	Is an SCA Filing Re-quired? (Y/N)	*
		.0000	98-1307821				Optum Services (Ireland) Limited	IRL	NIA	Optum Operations (Ireland) Unlimited Company	Ownership	100.000	UnitedHealth Group Incorporated		
		.0000	66-0870003				Optum Services (Puerto Rico) LLC	PR	NIA	UnitedHealthcare International III B.V.	Ownership	100.000	UnitedHealth Group Incorporated		
		.0000	45-4683454				Optum Services, Inc.	DE	NIA	Optum, Inc.	Ownership	100.000	UnitedHealth Group Incorporated		
		.0000	98-1284698				Optum Solutions do Brasil – Tecnologia e Serviços de Suporte Ltda.	BRA	NIA	Amil Assistência Médica Internacional S.A.	Ownership	100.000	UnitedHealth Group Incorporated		
		.0000	98-1284698				Optum Solutions do Brasil – Tecnologia e Serviços de Suporte Ltda.	BRA	NIA	Cemed Care – Empresa de Atendimento Clínico Geral Ltda.	Ownership	0.000	UnitedHealth Group Incorporated		
		.0000	98-0644599				Optum Solutions UK Holdings Limited	GBR	NIA	Optum Health & Technology Holdings (US), Inc.	Ownership	100.000	UnitedHealth Group Incorporated		
		.0000	46-5713629				Optum Technology, LLC	DE	NIA	OptumInsight, Inc.	Ownership	100.000	UnitedHealth Group Incorporated		
		.0000	98-1097769				Optum UK Solutions Group Limited	GBR	NIA	Optum Solutions UK Holdings Limited	Ownership	100.000	UnitedHealth Group Incorporated		
		.0000	58-2205984				Optum Women's and Children's Health, LLC	DE	NIA	My Wellness Solutions, LLC	Ownership	100.000	UnitedHealth Group Incorporated		
		.0000	30-0580620	3119994			Optum, Inc.	DE	NIA	United HealthCare Services, Inc.	Ownership	100.000	UnitedHealth Group Incorporated		
		.0000	46-3983926				Optum360 Services, Inc.	DE	NIA	Optum Rocket, Inc.	Ownership	69.000	UnitedHealth Group Incorporated		2
		.0000	82-3446942				Optum360 Solutions, LLC	DE	NIA	OptumInsight, Inc.	Ownership	100.000	UnitedHealth Group Incorporated		
		.0000	46-3328307				Optum360, LLC	DE	NIA	Optum Rocket, Inc.	Ownership	69.000	UnitedHealth Group Incorporated		2
		.0000	45-3007684				OptumCare ACO Florida, LLC	FL	NIA	OptumCare ACO Holdings, LLC	Ownership	100.000	UnitedHealth Group Incorporated		
		.0000	45-3006976				OptumCare ACO Holdings, LLC	CA	NIA	OptumCare Management, LLC	Ownership	100.000	UnitedHealth Group Incorporated		
		.0000	30-0940296				OptumCare ACO New Mexico, LLC	DE	NIA	OptumCare New Mexico, LLC	Ownership	100.000	UnitedHealth Group Incorporated		
		.0000	47-1422097				OptumCare Clinical Trials, LLC	DE	NIA	OptumCare Holdings, LLC	Ownership	100.000	UnitedHealth Group Incorporated		
		.0000	35-2597463				OptumCare Colorado ASC, LLC	CO	NIA	OptumCare Colorado, LLC	Ownership	100.000	UnitedHealth Group Incorporated		
		.0000	47-2218380				OptumCare Colorado Springs, LLC	CO	NIA	OptumCare Holdings Colorado, LLC	Ownership	100.000	UnitedHealth Group Incorporated		
		.0000	47-2196783				OptumCare Colorado, LLC	CO	NIA	OptumCare Management, LLC	Ownership	100.000	UnitedHealth Group Incorporated		
		.0000	26-1508741				OptumCare Endoscopy Center New Mexico, LLC	NM	NIA	OptumCare New Mexico, LLC	Ownership	100.000	UnitedHealth Group Incorporated		
		.0000	82-2227280				OptumCare Florida CI, LLC	DE	NIA	OptumCare Florida, LLC	Ownership	100.000	UnitedHealth Group Incorporated		
		.0000	87-0408859				OptumCare Florida, LLC	DE	NIA	OptumCare Management, LLC	Ownership	100.000	UnitedHealth Group Incorporated		
		.0000	30-0999065				OptumCare Holdings Colorado, LLC	CO	NIA	OptumCare Colorado, LLC	Ownership	85.000	UnitedHealth Group Incorporated		2
		.0000	20-8571405				OptumCare Holdings New Mexico, LLC	NM	NIA	OptumCare Management, LLC	Ownership	100.000	UnitedHealth Group Incorporated		
		.0000	56-2592163				OptumCare Holdings, LLC	CA	NIA	Collaborative Care Holdings, LLC	Ownership	100.000	UnitedHealth Group Incorporated		
		.0000	95-4509662				OptumCare Management, LLC	CA	NIA	OptumCare Holdings, LLC	Ownership	100.000	UnitedHealth Group Incorporated		
		.0000	20-4043287				OptumCare New Mexico, LLC	DE	NIA	OptumCare Holdings New Mexico, LLC	Ownership	100.000	UnitedHealth Group Incorporated		
		.0000	13-4138668				OptumCare New York IPA, Inc.	NY	NIA	Inspiris, Inc.	Ownership	100.000	UnitedHealth Group Incorporated		
		.0000	45-3462809				OptumCare South Florida, LLC	FL	NIA	OptumCare Management, LLC	Ownership	100.000	UnitedHealth Group Incorporated		
		.0000	41-1591944				OptumHealth Care Solutions, LLC	DE	NIA	OptumInsight, Inc.	Ownership	100.000	UnitedHealth Group Incorporated		
		.0000	47-0858530				OptumHealth Financial Services, Inc.	DE	NIA	OptumHealth Holdings, LLC	Ownership	100.000	UnitedHealth Group Incorporated		
		.0000	47-1192395				OptumHealth Holdings, LLC	DE	NIA	Optum, Inc.	Ownership	100.000	UnitedHealth Group Incorporated		
		.0000	98-1106868				OptumHealth International B.V.	NLD	NIA	Catamaran S.á.r.l.	Ownership	100.000	UnitedHealth Group Incorporated		
		.0000	98-1401978				OptumInsight Holdings, LLC	DE	NIA	Optum, Inc.	Ownership	100.000	UnitedHealth Group Incorporated		
		.0000	98-1401978				OptumInsight India Private Limited	IND	NIA	ABC0 International Holdings, LLC	Ownership	99.065	UnitedHealth Group Incorporated		
		.0000	04-3383745				OptumInsight India Private Limited	IND	NIA	The Advisory Board Company	Ownership	0.935	UnitedHealth Group Incorporated		
		.0000	41-1858498				OptumInsight Life Sciences, Inc.	DE	NIA	OptumInsight, Inc.	Ownership	100.000	UnitedHealth Group Incorporated		
		.0000	75-2578509				OptumInsight, Inc.	DE	NIA	OptumInsight Holdings, LLC	Ownership	100.000	UnitedHealth Group Incorporated		
		.0000	31-1728846				OptumRx Administrative Services, LLC	TX	NIA	OptumRx Holdings I, LLC	Ownership	100.000	UnitedHealth Group Incorporated		
		.0000	47-4734235				OptumRx Discount Card Services, LLC	DE	NIA	OptumRx PBM of Illinois, Inc.	Ownership	100.000	UnitedHealth Group Incorporated		
		.0000	46-0666840				OptumRx Group Holdings, Inc.	DE	NIA	Optum, Inc.	Ownership	100.000	UnitedHealth Group Incorporated		
		.0000	80-0870454				OptumRx Health Solutions, LLC	DE	NIA	OptumRx Administrative Services, LLC	Ownership	100.000	UnitedHealth Group Incorporated		
		.0000	34-1472211				OptumRx Holdings I, LLC	DE	NIA	OptumRx Group Holdings, Inc.	Ownership	100.000	UnitedHealth Group Incorporated		
		.0000	20-0218027				OptumRx Holdings, LLC	DE	NIA	Optum, Inc.	Ownership	100.000	UnitedHealth Group Incorporated		
		.0000	20-0151096				OptumRx Home Delivery of Ohio, LLC	OH	NIA	OptumRx Health Solutions, LLC	Ownership	100.000	UnitedHealth Group Incorporated		
		.0000	27-3419292				OptumRx IPA III, Inc.	NY	NIA	OptumRx PBM of Maryland, LLC	Ownership	100.000	UnitedHealth Group Incorporated		
		.0000	11-2581812				OptumRx NY IPA, Inc.	NY	NIA	OptumRx, Inc.	Ownership	100.000	UnitedHealth Group Incorporated		
		.0000					OptumRx of Pennsylvania, LLC	DE	NIA	OptumRx Health Solutions, LLC	Ownership	100.000	UnitedHealth Group Incorporated		
		.0000					OptumRx PBM of Illinois, Inc.	DE	NIA	OptumRx Administrative Services, LLC	Ownership	100.000	UnitedHealth Group Incorporated		

STATEMENT AS OF MARCH 31, 2020 OF THE UnitedHealthcare Plan of the River Valley, Inc.

SCHEDULE Y
PART 1A - DETAIL OF INSURANCE HOLDING COMPANY SYSTEM

1	2	3	4	5	6	7	8	9	10	11	12	13	14	15	16
Group Code	Group Name	NAIC Company Code	ID Number	Federal RSSD	CIK	Name of Securities Exchange if Publicly Traded (U.S. or International)	Names of Parent, Subsidiaries Or Affiliates	Domiciliary Location	Relationship to Reporting Entity	Directly Controlled by (Name of Entity/Person)	Type of Control (Ownership, Board, Management, Attorney-in-Fact, Influence, Other)	If Control is Ownership Provide Percentage	Ultimate Controlling Entity(ies)/Person(s)	Is an SCA Filing Required? (Y/N)	*
		.00000	88-0361447				OptumRx PBM of Maryland, LLC	NV	NIA	OptumRx Health Solutions, LLC	Ownership	100.000	UnitedHealth Group Incorporated		
		.00000	03-0592263				OptumRx PBM of Pennsylvania, LLC	PA	NIA	OptumRx of Pennsylvania, LLC	Ownership	100.000	UnitedHealth Group Incorporated		
		.00000	26-1424534				OptumRx PBM of Puerto Rico, LLC	NV	NIA	OptumRx PBM of Maryland, LLC	Ownership	100.000	UnitedHealth Group Incorporated		
		.00000	38-3693753				OptumRx PBM of Wisconsin, LLC	WI	NIA	OptumRx PBM of Illinois, Inc.	Ownership	100.000	UnitedHealth Group Incorporated		
		.00000	16-1767416				OptumRx PD of Pennsylvania, LLC	PA	NIA	OptumRx of Pennsylvania, LLC	Ownership	100.000	UnitedHealth Group Incorporated		
		.00000	88-0373347				OptumRx Pharmacy of Nevada, Inc.	NV	NIA	OptumRx Health Solutions, LLC	Ownership	100.000	UnitedHealth Group Incorporated		
		.00000	47-3146510				OptumRx Pharmacy, Inc.	DE	NIA	OptumRx, Inc.	Ownership	100.000	UnitedHealth Group Incorporated		
		.00000	33-0441200				OptumRx, Inc.	CA	NIA	OptumRx Holdings, LLC	Ownership	100.000	UnitedHealth Group Incorporated		
		.00000	52-2016292				OptumServe Technology Services, Inc.	MD	NIA	OptumInsight, Inc.	Ownership	100.000	UnitedHealth Group Incorporated		
		.00000	22-3883387				OREGON OUTPATIENT SURGERY CENTER, LLC	OR	NIA	Providence & SCA Off-Campus Holdings, LLC	Influence	51.180	UnitedHealth Group Incorporated		5
		.00000	59-3125869				Orlando Center for Outpatient Surgery, L.P.	GA	NIA	Surgical Health of Orlando, LLC	Ownership	51.000	UnitedHealth Group Incorporated		2
		.00000	46-2881462				Orthology Mid-Atlantic, Inc.	DE	NIA	Orthology, Inc.	Ownership	100.000	UnitedHealth Group Incorporated		
		.00000	46-2742615				Orthology, Inc.	DE	NIA	UnitedHealth Group Ventures, LLC	Ownership	100.000	UnitedHealth Group Incorporated		
		.00000	13-3960641				OrthoNet Holdings, Inc.	DE	NIA	OptumHealth Care Solutions, LLC	Ownership	100.000	UnitedHealth Group Incorporated		
		.00000	13-3818652				OrthoNet LLC	NY	NIA	OrthoNet Holdings, Inc.	Ownership	100.000	UnitedHealth Group Incorporated		
		.00000	13-4025898				OrthoNet New York IPA, Inc.	NY	NIA	OrthoNet Holdings, Inc.	Ownership	100.000	UnitedHealth Group Incorporated		
		.00000	26-2884306				OrthoNet of the South, Inc.	DE	NIA	OrthoNet Holdings, Inc.	Ownership	100.000	UnitedHealth Group Incorporated		
		.00000	46-1581769				OrthoNet Services, Inc.	DE	NIA	OrthoNet Holdings, Inc.	Ownership	100.000	UnitedHealth Group Incorporated		
		.00000	20-0221966				OrthoNet West, Inc.	DE	NIA	OrthoNet Holdings, Inc.	Ownership	100.000	UnitedHealth Group Incorporated		
		.00000					OSB – Tecnologia e Serviços de Suporte Ltda.	BRA	NIA	Amil Assistência Médica Internacional S.A.	Ownership	100.000	UnitedHealth Group Incorporated		
		.00000					OSB – Tecnologia e Serviços de Suporte Ltda.	BRA	NIA	Cemed Care – Empresa de Atendimento Clínico Geral Ltda.	Ownership	0.000	UnitedHealth Group Incorporated		
		.00000	41-1921007				Ovations, Inc.	DE	NIA	United HealthCare Services, Inc.	Ownership	100.000	UnitedHealth Group Incorporated		
		.00000	06-1587795				Oxford Benefit Management, Inc.	CT	NIA	Oxford Health Plans LLC	Ownership	100.000	UnitedHealth Group Incorporated		
.0707	UnitedHealth Group Incorporated	.78026	22-2797560				Oxford Health Insurance, Inc.	NY	IA	UnitedHealthcare Insurance Company	Ownership	100.000	UnitedHealth Group Incorporated		
.0707	UnitedHealth Group Incorporated	.96798	06-1181201				Oxford Health Plans (CT), Inc.	CT	IA	Oxford Health Plans LLC	Ownership	100.000	UnitedHealth Group Incorporated		
.0707	UnitedHealth Group Incorporated	.95506	22-2745725				Oxford Health Plans (NJ), Inc.	NJ	IA	Oxford Health Plans LLC	Ownership	100.000	UnitedHealth Group Incorporated		
.0707	UnitedHealth Group Incorporated	.95479	06-1181200				Oxford Health Plans (NY), Inc.	NY	IA	Oxford Health Plans LLC	Ownership	100.000	UnitedHealth Group Incorporated		
		.00000	52-2443751				Oxford Health Plans LLC	DE	NIA	UnitedHealth Group Incorporated	Ownership	100.000	UnitedHealth Group Incorporated		
		.00000	27-0008097				P2P Link, LLC	DE	NIA	SRPS, LLC	Ownership	100.000	UnitedHealth Group Incorporated		
		.00000	75-2857077				Pacific Casualty Company, Inc.	HI	IA	USHEALTH Group, Inc.	Ownership	100.000	UnitedHealth Group Incorporated		
		.00000					PacificCare Life and Health Insurance Company	IN	IA	United HealthCare Services, Inc.	Ownership	100.000	UnitedHealth Group Incorporated		
.0707	UnitedHealth Group Incorporated	.70785	35-1137395				PacificCare Life Assurance Company	CO	IA	United HealthCare Services, Inc.	Ownership	100.000	UnitedHealth Group Incorporated		
.0707	UnitedHealth Group Incorporated	.84506	95-2829463				PacificCare of Arizona, Inc.	AZ	IA	United HealthCare Services, Inc.	Ownership	100.000	UnitedHealth Group Incorporated		
.0707	UnitedHealth Group Incorporated	.95617	94-3267522				PacificCare of Colorado, Inc.	CO	IA	United HealthCare Services, Inc.	Ownership	100.000	UnitedHealth Group Incorporated		
.0707	UnitedHealth Group Incorporated	.95434	84-1011378				PacificCare of Nevada, Inc.	NV	IA	United HealthCare Services, Inc.	Ownership	100.000	UnitedHealth Group Incorporated		
.0707	UnitedHealth Group Incorporated	.95685	86-0875231				Pacificco S.A. Entidad Prestadora de Salud EPS	PER	NIA	Empremédica S. A.	Ownership	50.000	UnitedHealth Group Incorporated		2
		.00000	98-1444613				Panama City Surgery Center, LLC	FL	NIA	SCA-Panama City Holdings, LLC	Ownership	53.120	UnitedHealth Group Incorporated		2
		.00000	48-1255983				Paoli Ambulatory Surgery Center	PA	NIA	SCA-Paoli, LLC	Ownership	51.000	UnitedHealth Group Incorporated		2
		.00000	62-1595402				Paoli Surgery Center, L.P.	TN	NIA	Paoli Ambulatory Surgery Center	Ownership	64.250	UnitedHealth Group Incorporated		2
		.00000	62-1547618				Park Hill Surgery Center, LLC	TX	NIA	THR-SCA Holdings, LLC	Influence	0.000	UnitedHealth Group Incorporated		5
		.00000	45-1484375				Parkway Surgery Center, LLC	DE	NIA	SCA-Hagerstown, LLC	Ownership	73.690	UnitedHealth Group Incorporated		2
		.00000	20-4127100				Pasteur Plaza Surgery Center GP, Inc.	DE	NIA	ASC Network, LLC	Ownership	100.000	UnitedHealth Group Incorporated		
		.00000	63-1271644				PatientsLikeMe LLC	DE	NIA	United HealthCare Services, Inc.	Ownership	100.000	UnitedHealth Group Incorporated		
		.00000	20-2310011				Patrimonio Autónomo Nueva Clínica – PANC	COL	NIA	Clínica del Country S.A.	Ownership	65.180	UnitedHealth Group Incorporated		2
		.00000					Patrimonio Autónomo Nueva Clínica – PANC	COL	NIA	Banmédica Internacional SpA	Ownership	9.670	UnitedHealth Group Incorporated		2
		.00000					Patrimonio Autónomo Nueva Clínica – PANC	COL	NIA	Promotora Country S.A.	Ownership	0.230	UnitedHealth Group Incorporated		2
		.00000	62-1451147				Payment Resolution Services, LLC	TN	NIA	OptumInsight, Inc.	Ownership	100.000	UnitedHealth Group Incorporated		
		.00000	75-3265056				PCCCV, Inc.	CA	NIA	PrimeCare Medical Network, Inc.	Ownership	100.000	UnitedHealth Group Incorporated		
.0707	UnitedHealth Group Incorporated	.13607	20-5662149				Peoples Health, Inc.	LA	IA	New Orleans Regional Physician Hospital Organization, L.L.C.	Ownership	100.000	UnitedHealth Group Incorporated		

STATEMENT AS OF MARCH 31, 2020 OF THE UnitedHealthcare Plan of the River Valley, Inc.

SCHEDULE Y
PART 1A - DETAIL OF INSURANCE HOLDING COMPANY SYSTEM

1	2	3	4	5	6	7	8	9	10	11	12	13	14	15	16
Group Code	Group Name	NAIC Company Code	ID Number	Federal RSSD	CIK	Name of Securities Exchange if Publicly Traded (U.S. or International)	Names of Parent, Subsidiaries Or Affiliates	Domiciliary Location	Relationship to Reporting Entity	Directly Controlled by (Name of Entity/Person)	Type of Control (Ownership, Board, Management, Attorney-in-Fact, Influence, Other)	If Control is Ownership Provide Percentage	Ultimate Controlling Entity(ies)/Person(s)	Is an SCA Filing Required? (Y/N)	*
		.0000	20-5608977				Perham Physical Therapy, LTD	.MN	NIA	Physician(s) owned	Influence	0.000	UnitedHealth Group Incorporated		4
		.0000	58-1978405				Perimeter Center for Outpatient Surgery, L.P.	.GA	NIA	SHC Atlanta, LLC	Ownership	26.643	UnitedHealth Group Incorporated		2
		.0000	47-5449645				Pharmaceutical Technologies Independent Practice Association, LLC	.NY	NIA	Pharmaceutical Technologies, Inc.	Ownership	100.000	UnitedHealth Group Incorporated		
		.0000	47-0764793				Pharmaceutical Technologies, Inc.	.NE	NIA	Diplomat Pharmacy, Inc.	Ownership	100.000	UnitedHealth Group Incorporated		
		.0000	23-2171049				Pharmacy Software Holdco, Inc.	.PA	NIA	OptumRx Administrative Services, LLC	Ownership	100.000	UnitedHealth Group Incorporated		
		.0000	23-3012454				PharmTrack, LLC	.NV	NIA	Diplomat Specialty Pharmacy of Philadelphia, LLC	Ownership	100.000	UnitedHealth Group Incorporated		
		.0000	35-2288416				PHC Subsidiary Holdings, LLC	.TX	NIA	United HealthCare Services, Inc.	Ownership	100.000	UnitedHealth Group Incorporated		
		.0000	81-2902954				Physician Alliance of the Rockies, LLC	.CO	NIA	New West Physicians, Inc.	Ownership	100.000	UnitedHealth Group Incorporated		
		.0000					Physician Associates of the Greater San Gabriel Valley, a Medical Group	.CA	NIA	Physician(s) owned	Influence	0.000	UnitedHealth Group Incorporated		4
		.0000	30-0516435				Physician Partners Medical Group, Inc.	.CA	NIA	Physician(s) owned	Influence	0.000	UnitedHealth Group Incorporated		4
		.0000	91-1822767				Physicians Care Network, L.L.C.	.WA	NIA	Physician(s) owned	Influence	0.000	UnitedHealth Group Incorporated		4
		.0000	59-3438026				PHYSICIANS DAY SURGERY CENTER, LLC	.FL	NIA	SCA-Naples, LLC	Ownership	51.000	UnitedHealth Group Incorporated		2
.0707	UnitedHealth Group Incorporated	.11494	04-3677255				Physicians Health Choice of Texas, LLC	.TX	.IA	PHC Subsidiary Holdings, LLC	Ownership	100.000	UnitedHealth Group Incorporated		
		.0000	52-1162824				Physicians Health Plan of Maryland, Inc.	.MD	NIA	United HealthCare Services, Inc.	Ownership	100.000	UnitedHealth Group Incorporated		
		.0000	98-1388873				Plano de Saúde Ana Costa Ltda.	.BRA	.IA	Anil Assistência Médica Internacional S.A.	Ownership	74.859	UnitedHealth Group Incorporated		2
		.0000	98-1388873				Plano de Saúde Ana Costa Ltda.	.BRA	.IA	Santos Administração e Participações S.A.	Influence	25.141	UnitedHealth Group Incorporated		5
		.0000	66-0742844				Plus One Health Management Puerto Rico, Inc.	.PR	NIA	Plus One Holdings, Inc.	Ownership	100.000	UnitedHealth Group Incorporated		
		.0000	13-3613705				Plus One Holdings, Inc.	.DE	NIA	OptumHealth Care Solutions, LLC	Ownership	100.000	UnitedHealth Group Incorporated		
		.0000	80-0670247				PMI Acquisition, LLC	.DE	NIA	Progressive Enterprises Holdings, Inc.	Ownership	100.000	UnitedHealth Group Incorporated		
		.0000	26-3148744				PMSI Holdings, LLC	.DE	NIA	Progressive Enterprises Holdings, Inc.	Ownership	100.000	UnitedHealth Group Incorporated		
		.0000	59-3166848				PMSI Settlement Solutions, LLC	.FL	NIA	PMSI Holdings, LLC	Ownership	100.000	UnitedHealth Group Incorporated		
		.0000	56-2422696				PMSI, LLC	.FL	NIA	PMSI Holdings, LLC	Ownership	100.000	UnitedHealth Group Incorporated		
		.0000	98-1083164				Polar II Fundo de Investimento em Participações Multiestrategia	.BRA	NIA	UnitedHealthcare Internacional IV S.á r.l.	Ownership	100.000	UnitedHealth Group Incorporated		
		.0000	47-5563848				Pollo Holdco, LLC	.DE	NIA	Collaborative Care Holdings, LLC	Ownership	80.100	UnitedHealth Group Incorporated		2
		.0000	46-0508606				Polyclinic Management Services Company, LLC	.WA	NIA	Physician(s) owned	Influence	0.000	UnitedHealth Group Incorporated		4
		.0000	46-5415205				POMCO Network, Inc.	.NY	NIA	POMCO, Inc.	Ownership	100.000	UnitedHealth Group Incorporated		
		.0000	15-0581348				POMCO, Inc.	.NY	NIA	UMR, Inc.	Ownership	100.000	UnitedHealth Group Incorporated		
		.0000	33-0261822				Pomerado Outpatient Surgical Center, Inc.	.CA	NIA	ASC Network, LLC	Ownership	100.000	UnitedHealth Group Incorporated		
		.0000	33-0752699				Pomerado Outpatient Surgical Center, L.P.	.CA	NIA	Pomerado Outpatient Surgical Center, Inc.	Ownership	57.500	UnitedHealth Group Incorporated		2
		.0000	27-1454121				PPH Holdings, LLC	.DE	NIA	Practice Partners in Healthcare, Inc.	Ownership	100.000	UnitedHealth Group Incorporated		
		.0000	75-2225186				Precision Dialing Services, Inc.	.DE	NIA	USHEALTH Career Agency, Inc.	Ownership	100.000	UnitedHealth Group Incorporated		
		.0000	65-0683927				Preferred Care Partners Holding, Corp.	.FL	NIA	United HealthCare Services, Inc.	Ownership	100.000	UnitedHealth Group Incorporated		
		.0000	26-1845018				Preferred Care Partners Medical Group, Inc.	.FL	NIA	Preferred Care Partners Holding, Corp.	Ownership	100.000	UnitedHealth Group Incorporated		
.0707	UnitedHealth Group Incorporated	.11176	65-0885893				Preferred Care Partners, Inc.	.FL	.IA	Preferred Care Partners Holding, Corp.	Ownership	100.000	UnitedHealth Group Incorporated		
		.0000	75-3265059				Premier Choice ACO, Inc.	.CA	NIA	PrimeCare Medical Network, Inc.	Ownership	100.000	UnitedHealth Group Incorporated		
		.0000	72-1378216				Premier Surgery Center of Louisville, L.P.	.TN	NIA	SCA Premier Surgery Center of Louisville, LLC	Ownership	51.000	UnitedHealth Group Incorporated		2
		.0000	33-0527335				Primary Care Associated Medical Group, Inc.	.CA	NIA	Physician(s) owned	Influence	0.000	UnitedHealth Group Incorporated		4
		.0000	30-0516440				Prime Community Care, Inc.	.CA	NIA	Physician(s) owned	Influence	0.000	UnitedHealth Group Incorporated		4
		.0000	88-0253112				Prime Health, Inc.	.NV	NIA	Sierra Health Services, Inc.	Ownership	100.000	UnitedHealth Group Incorporated		
		.0000	33-0607478				PrimeCare Medical Network, Inc.	.CA	NIA	NAIM Holdings, Inc.	Ownership	100.000	UnitedHealth Group Incorporated		
		.0000	87-0757397				PrimeCare of Citrus Valley, Inc.	.CA	NIA	PrimeCare Medical Network, Inc.	Ownership	80.000	UnitedHealth Group Incorporated		2
		.0000	33-0674407				PrimeCare of Corona, Inc.	.CA	NIA	PrimeCare Medical Network, Inc.	Ownership	100.000	UnitedHealth Group Incorporated		
		.0000	33-0674401				PrimeCare of Hemet Valley, Inc.	.CA	NIA	PrimeCare Medical Network, Inc.	Ownership	100.000	UnitedHealth Group Incorporated		
		.0000	33-0674408				PrimeCare of Inland Valley, Inc.	.CA	NIA	PrimeCare Medical Network, Inc.	Ownership	100.000	UnitedHealth Group Incorporated		
		.0000	33-0674402				PrimeCare of Moreno Valley, Inc.	.CA	NIA	PrimeCare Medical Network, Inc.	Ownership	100.000	UnitedHealth Group Incorporated		
		.0000	33-0674400				PrimeCare of Redlands, Inc.	.CA	NIA	PrimeCare Medical Network, Inc.	Ownership	100.000	UnitedHealth Group Incorporated		

16.18

STATEMENT AS OF MARCH 31, 2020 OF THE UnitedHealthcare Plan of the River Valley, Inc.

SCHEDULE Y
PART 1A - DETAIL OF INSURANCE HOLDING COMPANY SYSTEM

1	2	3	4	5	6	7	8	9	10	11	12	13	14	15	16
Group Code	Group Name	NAIC Company Code	ID Number	Federal RSSD	CIK	Name of Securities Exchange if Publicly Traded (U.S. or International)	Names of Parent, Subsidiaries Or Affiliates	Domiciliary Location	Relationship to Reporting Entity	Directly Controlled by (Name of Entity/Person)	Type of Control (Ownership, Board, Management, Attorney-in-Fact, Influence, Other)	If Control is Ownership Provide Percentage	Ultimate Controlling Entity(ies)/Person(s)	Is an SCA Filing Required? (Y/N)	*
		.00000	33-0674404				PrimeCare of Riverside, Inc.	CA	NIA	PrimeCare Medical Network, Inc.	Ownership	100.000	UnitedHealth Group Incorporated		
		.00000	14-1915328				PrimeCare of San Bernardino, Inc.	CA	NIA	PrimeCare Medical Network, Inc.	Ownership	100.000	UnitedHealth Group Incorporated		
		.00000	33-0698439				PrimeCare of Sun City, Inc.	CA	NIA	PrimeCare Medical Network, Inc.	Ownership	100.000	UnitedHealth Group Incorporated		
		.00000	33-0674409				PrimeCare of Temecula, Inc.	CA	NIA	PrimeCare Medical Network, Inc.	Ownership	100.000	UnitedHealth Group Incorporated		
		.00000	14-1873402				Procura Management, Inc.	DE	NIA	Healthcare Solutions, Inc.	Ownership	100.000	UnitedHealth Group Incorporated		
		.00000	27-4371197				Progressive Enterprises Holdings, Inc.	DE	NIA	OptumRx, Inc.	Ownership	100.000	UnitedHealth Group Incorporated		
		.00000	31-1192384				Progressive Medical, LLC	OH	NIA	PMI Acquisition, LLC	Ownership	100.000	UnitedHealth Group Incorporated		
		.00000	45-4469117				ProHEALTH Accountable Care Medical Group, PLLC	NY	NIA	Physician(s) owned	Influence	0.000	UnitedHealth Group Incorporated		4
		.00000	11-3447394				ProHEALTH Ambulatory Surgery Center, Inc.	NY	NIA	Physician(s) owned	Influence	0.000	UnitedHealth Group Incorporated		4
		.00000	47-5656253				ProHEALTH Care Associates of New Jersey LLP	NJ	NIA	Physician(s) owned	Influence	0.000	UnitedHealth Group Incorporated		4
		.00000	11-3355604				ProHEALTH Care Associates, L.L.P.	NY	NIA	Physician(s) owned	Influence	0.000	UnitedHealth Group Incorporated		4
		.00000	32-0229091				ProHEALTH Fitness of Lake Success, LLC	NY	NIA	ProHEALTH Medical Management, LLC	Ownership	82.620	UnitedHealth Group Incorporated		2
		.00000	47-1049961				ProHEALTH Medical Management, LLC	DE	NIA	Collaborative Care Holdings, LLC	Ownership	100.000	UnitedHealth Group Incorporated		
		.00000	45-5470737				ProHealth Physicians ACO, LLC	CT	NIA	Physician(s) owned	Influence	0.000	UnitedHealth Group Incorporated		4
		.00000	06-1446075				ProHealth Physicians, Inc.	CT	NIA	Polo Holdco, LLC	Ownership	100.000	UnitedHealth Group Incorporated		
		.00000	06-1469068				ProHealth Physicians, P.C.	CT	NIA	Physician(s) owned	Influence	0.000	UnitedHealth Group Incorporated		4
		.00000	32-0455430				ProHealth Proton Center Management, LLC	DE	NIA	ProHEALTH Medical Management, LLC	Ownership	100.000	UnitedHealth Group Incorporated		
		.00000	47-5661535				ProHEALTH Urgent Care Medicine of New Jersey LLP	NJ	NIA	Physician(s) owned	Influence	0.000	UnitedHealth Group Incorporated		4
		.00000	46-1883579				ProHEALTH Urgent Care Medicine, PLLC	NY	NIA	Physician(s) owned	Influence	0.000	UnitedHealth Group Incorporated		4
		.00000	85-0496329				Project Titan, LLC	CO	NIA	Triple Aim Partners, LLC	Ownership	96.000	UnitedHealth Group Incorporated		2
		.00000	22-3493126				Promotora Country S.A.	CO	NIA	Banmedica S.A.	Ownership	50.000	UnitedHealth Group Incorporated		3
		.00000	82-3270499				Pronounced Health Solutions, Inc.	DE	NIA	My Wellness Solutions, LLC	Ownership	100.000	UnitedHealth Group Incorporated		
		.00000	98-1444638				Prosemedic S.A.C.	PER	NIA	Pacifico S.A. Entidad Prestadora de Salud EPS	Ownership	80.000	UnitedHealth Group Incorporated		1
		.00000	82-2400620				Prospero Health Partners New York, P.C.	NY	NIA	Physician(s) owned	Influence	0.000	UnitedHealth Group Incorporated		4
		.00000	84-3234753				Prospero Health Partners, P.C.	MN	NIA	Physician(s) owned	Influence	0.000	UnitedHealth Group Incorporated		4
		.00000	83-4217561				Prospero Management Services, LLC	DE	NIA	Triple Aim Partners, LLC	Ownership	100.000	UnitedHealth Group Incorporated		
		.00000	82-3765555				Providence & SCA Off-Campus Holdings, LLC	DE	NIA	SCA-Portland, LLC	Influence	40.000	UnitedHealth Group Incorporated		5
		.00000	82-3270499				Providence & SCA On-Campus Holdings, LLC	DE	NIA	SCA-Portland, LLC	Influence	20.000	UnitedHealth Group Incorporated		5
		.00000	83-1591205				Providence & SCA Outreach Markets Holdings, LLC	DE	NIA	SCA-Portland, LLC	Influence	49.000	UnitedHealth Group Incorporated		5
		.00000	90-0876656				PS Center, LLC	CA	NIA	Beach Surgical Holdings II, LLC	Influence	100.000	UnitedHealth Group Incorporated		5
		.00000	46-1061132				PSC Bellevue, LLC	NE	NIA	Pharmaceutical Technologies, Inc.	Ownership	100.000	UnitedHealth Group Incorporated		
		.00000	46-1371723				PSC Coventry, LLC	NE	NIA	Pharmaceutical Technologies, Inc.	Ownership	100.000	UnitedHealth Group Incorporated		
		.00000	46-1367698				PSC Properties, LLC	NE	NIA	Pharmaceutical Technologies, Inc.	Ownership	100.000	UnitedHealth Group Incorporated		
		.00000	46-3901920				Pulse Platform, LLC	DE	NIA	Rally Health, Inc.	Ownership	100.000	UnitedHealth Group Incorporated		
		.00000	35-2493256				QoL Acquisition Holdings Corp.	DE	NIA	Genoa Healthcare, Inc.	Ownership	100.000	UnitedHealth Group Incorporated		
		.00000	80-0947972				Rally Health, Inc.	DE	NIA	Optum Digital Health Holdings, LLC	Ownership	100.000	UnitedHealth Group Incorporated		
		.00000	80-0947972				Real Appeal, Inc.	DE	NIA	Rally Health, Inc.	Ownership	100.000	UnitedHealth Group Incorporated		
		.00000	56-2627067				Recaudación y Cobranzas Honodav Ltda.	CHL	NIA	Clinica Dávila y Servicios Médicos S.A.	Ownership	99.000	UnitedHealth Group Incorporated		
		.00000	94-3115625				Recaudación y Cobranzas Honodav Ltda.	CHL	NIA	Servicios Integrados de Salud Ltda.	Ownership	1.000	UnitedHealth Group Incorporated		
		.00000	56-2627067				Redlands Ambulatory Surgery Center	CA	NIA	Redlands-SCA Surgery Centers, Inc.	Ownership	54.000	UnitedHealth Group Incorporated		2
		.00000	94-3115627				Redlands Family Practice Medical Group, Inc.	CA	NIA	Physician(s) owned	Influence	0.000	UnitedHealth Group Incorporated		4
		.00000	20-5251393				Redlands-SCA Surgery Centers, Inc.	CA	NIA	SC Affiliates, LLC	Ownership	100.000	UnitedHealth Group Incorporated		
		.00000	04-2472266				Reliant Medical Group The Endoscopy Center, LLC	MA	NIA	Physician(s) owned	Influence	0.000	UnitedHealth Group Incorporated		4
		.00000	82-3745100				Reliant Medical Group, Inc.	MA	NIA	Physician(s) owned	Influence	0.000	UnitedHealth Group Incorporated		4
		.00000	32-0543788				Reliant MSO, LLC	DE	NIA	Collaborative Care Holdings, LLC	Ownership	100.000	UnitedHealth Group Incorporated		
		.00000	82-3161933				Renai Health Holdings, Inc.	DE	NIA	UnitedHealth Group Ventures, LLC	Ownership	100.000	UnitedHealth Group Incorporated		2
		.00000	82-3130872				Renai Health IPA, LLC	DE	NIA	Renai Health Holdings, Inc.	Ownership	100.000	UnitedHealth Group Incorporated		2
		.00000	82-3130872				Renai Health Management, LLC	DE	NIA	Renai Health Holdings, Inc.	Ownership	100.000	UnitedHealth Group Incorporated		2

STATEMENT AS OF MARCH 31, 2020 OF THE UnitedHealthcare Plan of the River Valley, Inc.

SCHEDULE Y
PART 1A - DETAIL OF INSURANCE HOLDING COMPANY SYSTEM

1	2	3	4	5	6	7	8	9	10	11	12	13	14	15	16
Group Code	Group Name	NAIC Company Code	ID Number	Federal RSSD	CIK	Name of Securities Exchange if Publicly Traded (U.S. or International)	Names of Parent, Subsidiaries Or Affiliates	Domiciliary Location	Relationship to Reporting Entity	Directly Controlled by (Name of Entity/Person)	Type of Control (Ownership, Board, Management, Attorney-in-Fact, Influence, Other)	If Control is Ownership Provide Percentage	Ultimate Controlling Entity(ies)/Person(s)	Is an SCA Filing Required? (Y/N)	*
		.0000	45-0558032				Research Surgical Center, LLC	CO	NIA	PPH Holdings, LLC	Ownership	51.000	UnitedHealth Group Incorporated		2
		.0000	46-0758315				River Valley ASC, LLC	CT	NIA	SCA-River Valley, LLC	Ownership	55.360	UnitedHealth Group Incorporated		2
		.0000	33-0055097				Riverside Community Healthplan Medical Group, Inc.	CA	NIA	Physician(s) owned	Influence	0.000	UnitedHealth Group Incorporated		4
		.0000	20-3420379				Riverside Electronic Healthcare Resources, Inc.	CA	NIA	Physician(s) owned	Influence	0.000	UnitedHealth Group Incorporated		4
		.0000	32-0500242				Riverside Medical Management, LLC	DE	NIA	ProHEALTH Medical Management, LLC	Ownership	100.000	UnitedHealth Group Incorporated		
		.0000	22-3624559				Riverside Pediatric Group, P.C.	NJ	NIA	Physician(s) owned	Influence	0.000	UnitedHealth Group Incorporated		4
		.0000	83-2735771				Riverside Surgical Center of Meadowlands, LLC	NJ	NIA	SCA-Riverside Partners, LLC	Ownership	100.000	UnitedHealth Group Incorporated		
		.0000	83-2722082				Riverside Surgical Center of Newark, LLC	NJ	NIA	SCA-Riverside Partners, LLC	Ownership	90.000	UnitedHealth Group Incorporated		2
		.0000	86-0857176				Robert B. McBeath, M.D. II, P.C.	NV	NIA	Physician(s) owned	Influence	0.000	UnitedHealth Group Incorporated		4
		.0000	46-2662506				Robert B. McBeath, M.D. III, P.C.	NV	NIA	Physician(s) owned	Influence	0.000	UnitedHealth Group Incorporated		4
		.0000	88-0310956				Robert B. McBeath, M.D., Professional Corporation	NV	NIA	Physician(s) owned	Influence	0.000	UnitedHealth Group Incorporated		4
.0707	UnitedHealth Group Incorporated	.95482	84-0614905				Rocky Mountain Health Maintenance Organization, Incorporated	CO	IA	United HealthCare Services, Inc. Rocky Mountain Health Maintenance Organization, Incorporated	Ownership	100.000	UnitedHealth Group Incorporated		
		.0000	84-1224718				Rocky Mountain HealthCare Options, Inc.	CO	NIA	Organization, Incorporated	Ownership	100.000	UnitedHealth Group Incorporated		
		.0000	83-0521940				Sacred Heart ASC, LLC	FL	NIA	SCA-Sacred Heart Holdings, LLC	Ownership	100.000	UnitedHealth Group Incorporated		
		.0000					Saden S.A.	CHL	NIA	Banmedica S.A.	Ownership	99.923	UnitedHealth Group Incorporated		
		.0000					Saden S.A.	CHL	NIA	Clínica Dávila y Servicios Médicos S.A.	Ownership	0.077	UnitedHealth Group Incorporated		
		.0000	74-2462470				Salem Surgery Center, LLC	OR	NIA	Surgicare of Salem, LLC	Ownership	70.000	UnitedHealth Group Incorporated		2
		.0000	45-2219585				Salveo Specialty Pharmacy, Inc.	DE	NIA	OptumRx Administrative Services, LLC	Ownership	100.000	UnitedHealth Group Incorporated		
		.0000	77-0322251				San Diego Endoscopy Center	CA	NIA	Endoscopy Center Affiliates, Inc.	Ownership	37.000	UnitedHealth Group Incorporated		2
		.0000	77-0109991				San Luis Obispo Surgery Center, a California Limited Partnership	CA	NIA	ASC Operators-San Luis Obispo, LLC	Ownership	58.324	UnitedHealth Group Incorporated		2
		.0000	27-3787593				Sand Lake SurgiCenter, LLC	FL	NIA	SCA-Sand Lake, LLC	Ownership	51.450	UnitedHealth Group Incorporated		2
		.0000	91-2127820				Santa Cruz Endoscopy Center, LLC	CA	NIA	SCA Pacific Holdings, Inc. Amil Assistência Médica Internacional S.A.	Ownership	50.000	UnitedHealth Group Incorporated		2
		.0000					Santa Helena Assistência Médica S.A.	BRA	NIA	Amil Assistência Médica Internacional S.A.	Ownership	77.301	UnitedHealth Group Incorporated		2
		.0000					Santa Helena Assistência Médica S.A.	BRA	NIA	Elual Participações S.A.	Ownership	22.292	UnitedHealth Group Incorporated		2
		.0000					Santos Administração e Participações S.A.	BRA	NIA	Amil Assistência Médica Internacional S.A.	Ownership	100.000	UnitedHealth Group Incorporated		
		.0000	84-3152209				Sanvello Behavioral Health Services of Texas, P.A.	TX	NIA	Physician(s) owned	Influence	0.000	UnitedHealth Group Incorporated		4
		.0000	84-1754732				Sanvello Behavioral Health Services, P.A.	DE	NIA	Physician(s) owned	Influence	0.000	UnitedHealth Group Incorporated		4
		.0000	83-3057919				Sanvello Health Holdings, LLC	DE	NIA	UnitedHealth Group Ventures, LLC	Ownership	85.790	UnitedHealth Group Incorporated		2
		.0000	47-1920345				Sanvello Health Inc.	DE	NIA	Sanvello Health Holdings, LLC	Ownership	100.000	UnitedHealth Group Incorporated		2
		.0000					Savvysherpa Asia, Inc.	PHL	NIA	Savvysherpa, LLC	Ownership	99.986	UnitedHealth Group Incorporated		2
		.0000	41-1934238				Savvysherpa, LLC	DE	NIA	United HealthCare Services, Inc.	Ownership	100.000	UnitedHealth Group Incorporated		
		.0000	62-1149229				SC Affiliates, LLC	DE	NIA	Surgical Care Affiliates, LLC	Ownership	100.000	UnitedHealth Group Incorporated		
		.0000	92-0080881				SCA Alaska Surgery Center, Inc.	AK	NIA	SC Affiliates, LLC	Ownership	100.000	UnitedHealth Group Incorporated		
		.0000	47-5537316				SCA Athens, LLC	DE	NIA	SC Affiliates, LLC	Ownership	100.000	UnitedHealth Group Incorporated		
		.0000	47-5014406				SCA Austin Holdings, LLC	DE	NIA	SC Affiliates, LLC	Ownership	100.000	UnitedHealth Group Incorporated		
		.0000	45-4230864				SCA BOSC Holdings, LLC	DE	NIA	National Surgery Centers, LLC	Ownership	25.000	UnitedHealth Group Incorporated		
		.0000	45-4230864				SCA BOSC Holdings, LLC	DE	NIA	SC Affiliates, LLC	Ownership	25.000	UnitedHealth Group Incorporated		
		.0000	45-4230864				SCA BOSC Holdings, LLC	DE	NIA	SunSurgery, LLC	Ownership	25.000	UnitedHealth Group Incorporated		
		.0000	45-4230864				SCA BOSC Holdings, LLC	DE	NIA	Surgery Center Holding, LLC	Ownership	25.000	UnitedHealth Group Incorporated		
		.0000	47-5030792				SCA Cedar Park Holdings, LLC	DE	NIA	SCA Austin Holdings, LLC	Ownership	100.000	UnitedHealth Group Incorporated		
		.0000	84-4338108				SCA Clifton, LLC	DE	NIA	SC Affiliates, LLC	Ownership	100.000	UnitedHealth Group Incorporated		
		.0000	04-3170801				SCA Danbury Surgical Center, LLC	DE	NIA	SunSurgery, LLC	Ownership	63.010	UnitedHealth Group Incorporated		2
		.0000	62-1535981				SCA Development, LLC	DE	NIA	SC Affiliates, LLC	Ownership	100.000	UnitedHealth Group Incorporated		
		.0000	98-1372069				SCA eCode Solutions Private Limited	IND	NIA	eCode Solutions, LLC	Ownership	100.000	UnitedHealth Group Incorporated		

16.20

STATEMENT AS OF MARCH 31, 2020 OF THE UnitedHealthcare Plan of the River Valley, Inc.

SCHEDULE Y
PART 1A - DETAIL OF INSURANCE HOLDING COMPANY SYSTEM

1	2	3	4	5	6	7	8	9	10	11	12	13	14	15	16
Group Code	Group Name	NAIC Company Code	ID Number	Federal RSSD	CIK	Name of Securities Exchange if Publicly Traded (U.S. or International)	Names of Parent, Subsidiaries Or Affiliates	Domi-ciliary Location	Relation-ship to Reporting Entity	Directly Controlled by (Name of Entity/Person)	Type of Control (Ownership, Board, Management, Attorney-in-Fact, Influence, Other)	If Control is Ownership Provide Percentage	Ultimate Controlling Entity(ies)/Person(s)	Is an SCA Filing Re-quired? (Y/N)	*
		.00000	47-5064834				SCA Hays Holdings, LLC	DE	NIA	SCA Austin Holdings, LLC	Ownership	100.000	UnitedHealth Group Incorporated		
		.00000	83-2735871				SCA Heartland Holdings, LLC	DE	NIA	SC Affiliates, LLC	Ownership	100.000	UnitedHealth Group Incorporated		
		.00000	36-4869243				SCA HoldCo, Inc.	DE	NIA	Collaborative Care Holdings, LLC	Ownership	100.000	UnitedHealth Group Incorporated		
		.00000	27-1664837				SCA Holding Company, Inc.	DE	NIA	SCA Surgery Holdings, LLC	Ownership	100.000	UnitedHealth Group Incorporated		
		.00000	47-1256943				SCA Holdings, Inc.	CA	NIA	National Surgery Centers, LLC	Ownership	100.000	UnitedHealth Group Incorporated		
		.00000	45-4240475				SCA IEC Holdings, LLC	DE	NIA	National Surgery Centers, LLC	Ownership	25.000	UnitedHealth Group Incorporated		
		.00000	45-4240475				SCA IEC Holdings, LLC	DE	NIA	SC Affiliates, LLC	Ownership	25.000	UnitedHealth Group Incorporated		
		.00000	45-4240475				SCA IEC Holdings, LLC	DE	NIA	SunSurgery, LLC	Ownership	25.000	UnitedHealth Group Incorporated		
		.00000	45-4240475				SCA IEC Holdings, LLC	DE	NIA	Surgery Center Holding, LLC	Ownership	25.000	UnitedHealth Group Incorporated		
		.00000	45-2684108				SCA Indiana Holdings, LLC	DE	NIA	National Surgery Centers, LLC	Ownership	25.000	UnitedHealth Group Incorporated		
		.00000	45-2684108				SCA Indiana Holdings, LLC	DE	NIA	SC Affiliates, LLC	Ownership	25.000	UnitedHealth Group Incorporated		
		.00000	45-2684108				SCA Indiana Holdings, LLC	DE	NIA	SunSurgery, LLC	Ownership	25.000	UnitedHealth Group Incorporated		
		.00000	45-2684108				SCA Indiana Holdings, LLC	DE	NIA	Surgery Center Holding, LLC	Ownership	25.000	UnitedHealth Group Incorporated		
		.00000	62-1505276				SCA of Clarksville, Inc.	TN	NIA	Surgical Health, LLC	Ownership	100.000	UnitedHealth Group Incorporated		
		.00000	27-1707364				SCA Pacific Holdings, Inc.	CA	NIA	SC Affiliates, LLC	Ownership	100.000	UnitedHealth Group Incorporated		
		.00000	46-1686425				SCA Pennsylvania Holdings, LLC	DE	NIA	Surgery Center Holding, LLC	Ownership	100.000	UnitedHealth Group Incorporated		
		.00000	72-1386840				SCA Premier Surgery Center of Louisville, LLC	DE	NIA	SC Affiliates, LLC	Ownership	100.000	UnitedHealth Group Incorporated		
		.00000	81-5211225				SCA Rockledge JV, LLC	DE	NIA	SCA-Merritt, LLC	Ownership	97.000	UnitedHealth Group Incorporated		2
		.00000	45-4252645				SCA ROCS Holdings, LLC	DE	NIA	National Surgery Centers, LLC	Ownership	25.000	UnitedHealth Group Incorporated		
		.00000	45-4252645				SCA ROCS Holdings, LLC	DE	NIA	SC Affiliates, LLC	Ownership	25.000	UnitedHealth Group Incorporated		
		.00000	45-4252645				SCA ROCS Holdings, LLC	DE	NIA	SunSurgery, LLC	Ownership	25.000	UnitedHealth Group Incorporated		
		.00000	45-4252645				SCA ROCS Holdings, LLC	DE	NIA	Surgery Center Holding, LLC	Ownership	25.000	UnitedHealth Group Incorporated		
		.00000	84-3689385				SCA Sage Medical MSO, LLC	DE	NIA	SCA Sage Medical, LLC	Influence	26.000	UnitedHealth Group Incorporated		5
		.00000	84-3673924				SCA Sage Medical, LLC	DE	NIA	SC Affiliates, LLC	Ownership	100.000	UnitedHealth Group Incorporated		
		.00000	47-4928368				SCA Southwestern PA, LLC	DE	NIA	SC Affiliates, LLC	Ownership	100.000	UnitedHealth Group Incorporated		
		.00000	47-3165040				SCA Specialists of Florida, LLC	DE	NIA	SCA Surgery Holdings, LLC	Ownership	100.000	UnitedHealth Group Incorporated		
		.00000	45-4266502				SCA SSSC Holdings, LLC	DE	NIA	National Surgery Centers, LLC	Ownership	25.000	UnitedHealth Group Incorporated		
		.00000	45-4266502				SCA SSSC Holdings, LLC	DE	NIA	SC Affiliates, LLC	Ownership	25.000	UnitedHealth Group Incorporated		
		.00000	45-4266502				SCA SSSC Holdings, LLC	DE	NIA	SunSurgery, LLC	Ownership	25.000	UnitedHealth Group Incorporated		
		.00000	45-4266502				SCA SSSC Holdings, LLC	DE	NIA	Surgery Center Holding, LLC	Ownership	25.000	UnitedHealth Group Incorporated		
		.00000	47-5038680				SCA Stonegate Holdings, LLC	DE	NIA	SCA Austin Holdings, LLC	Ownership	100.000	UnitedHealth Group Incorporated		
		.00000	26-2602268				SCA Surgery Holdings, LLC	DE	NIA	Surgical Care Affiliates, LLC	Ownership	100.000	UnitedHealth Group Incorporated		
		.00000	75-2501088				SCA Surgicare of Laguna Hills, LLC	DE	NIA	Surgery Center Holding, LLC	Ownership	100.000	UnitedHealth Group Incorporated		
		.00000	27-2096767				SCA Teammate Support Network	AL	NIA	Surgical Care Affiliates, LLC	Ownership	100.000	UnitedHealth Group Incorporated		
		.00000	74-2555097				SCA-Albuquerque Surgery Properties, Inc.	NM	NIA	SC Affiliates, LLC	Ownership	100.000	UnitedHealth Group Incorporated		
		.00000	47-1907383				SCA-Alliance, LLC	DE	NIA	SCA Surgery Holdings, LLC	Ownership	100.000	UnitedHealth Group Incorporated		
		.00000	82-4763969				SCA-Anne Arundel, LLC	DE	NIA	SC Affiliates, LLC	Ownership	100.000	UnitedHealth Group Incorporated		
		.00000	83-2703057				SCA-Appicare Partners, LLC	DE	NIA	SCA-Downey, LLC	Ownership	100.000	UnitedHealth Group Incorporated		
		.00000	82-3857984				SCA-Bethesda, LLC	DE	NIA	SC Affiliates, LLC	Ownership	100.000	UnitedHealth Group Incorporated		
		.00000	62-1530120				SCA-Blue Ridge, LLC	DE	NIA	SC Affiliates, LLC	Ownership	100.000	UnitedHealth Group Incorporated		
		.00000	83-1529292				SCA-Bonita Springs, LLC	DE	NIA	SC Affiliates, LLC	Ownership	100.000	UnitedHealth Group Incorporated		
		.00000	82-1980137				SCA-Brandon, LLC	DE	NIA	SC Affiliates, LLC	Ownership	50.980	UnitedHealth Group Incorporated		2
		.00000	83-1094012				SCA-Castle Rock, LLC	DE	NIA	SC Affiliates, LLC	Ownership	100.000	UnitedHealth Group Incorporated		
		.00000	47-1535510				SCA-Central Florida, LLC	FL	NIA	SC Affiliates, LLC	Ownership	55.360	UnitedHealth Group Incorporated		2
		.00000	58-1709758				SCA-Charleston, LLC	DE	NIA	SCA Surgery Holdings, LLC	Ownership	100.000	UnitedHealth Group Incorporated		
		.00000	82-4511713				SCA-Chatham, LLC	DE	NIA	SC Affiliates, LLC	Ownership	100.000	UnitedHealth Group Incorporated		
		.00000	81-3301058				SCA-Chevy Chase, LLC	DE	NIA	SC Affiliates, LLC	Ownership	100.000	UnitedHealth Group Incorporated		
		.00000	62-1516306				SCA-Citrus, Inc.	TN	NIA	SC Affiliates, LLC	Ownership	100.000	UnitedHealth Group Incorporated		
		.00000	83-1541326				SCA-Colonial Partners, LLC	DE	NIA	SCA-Ft. Myers, LLC	Ownership	69.698	UnitedHealth Group Incorporated		2
		.00000	93-1047471				SCA-Colorado Springs, LLC	DE	NIA	SC Affiliates, LLC	Ownership	100.000	UnitedHealth Group Incorporated		
		.00000	83-1585952				SCA-Connecticut Partners, LLC	DE	NIA	SunSurgery, LLC	Ownership	100.000	UnitedHealth Group Incorporated		
		.00000	47-4028383				SCA-Davenport, LLC	DE	NIA	SC Affiliates, LLC	Ownership	100.000	UnitedHealth Group Incorporated		
		.00000	84-2003112				SCA-Denver Physicians Holdings, LLC	DE	NIA	SCA-Denver, LLC	Ownership	54.700	UnitedHealth Group Incorporated		2

16.21

STATEMENT AS OF MARCH 31, 2020 OF THE UnitedHealthcare Plan of the River Valley, Inc.

SCHEDULE Y
PART 1A - DETAIL OF INSURANCE HOLDING COMPANY SYSTEM

1	2	3	4	5	6	7	8	9	10	11	12	13	14	15	16
Group Code	Group Name	NAIC Company Code	ID Number	Federal RSSD	CIK	Name of Securities Exchange if Publicly Traded (U.S. or International)	Names of Parent, Subsidiaries Or Affiliates	Domiciliary Location	Relationship to Reporting Entity	Directly Controlled by (Name of Entity/Person)	Type of Control (Ownership, Board, Management, Attorney-in-Fact, Influence, Other)	If Control is Ownership Provide Percentage	Ultimate Controlling Entity(ies)/Person(s)	Is an SCA Filing Required? (Y/N)	*
		.00000	84-2997638				SCA-Denver, LLC	DE	NIA	SC Affiliates, LLC	Ownership	100.000	UnitedHealth Group	Incorporated	
		.00000	82-1470227				SCA-Derry, LLC	DE	NIA	SC Affiliates, LLC	Ownership	78.873	UnitedHealth Group	Incorporated	2
		.00000	81-3734814				SCA-Doral, LLC	DE	NIA	SC Affiliates, LLC	Ownership	100.000	UnitedHealth Group	Incorporated	
		.00000	83-3055579				SCA-Downey, LLC	DE	NIA	SC Affiliates, LLC	Ownership	100.000	UnitedHealth Group	Incorporated	
		.00000	83-1093886				SCA-DRY CREEK, LLC	DE	NIA	SC Affiliates, LLC	Ownership	100.000	UnitedHealth Group	Incorporated	
		.00000	81-1594261				SCA-Dublin, LLC	DE	NIA	SC Affiliates, LLC	Ownership	100.000	UnitedHealth Group	Incorporated	
		.00000	81-3301305				SCA-Encinitas, Inc.	DE	NIA	Surgical Health, LLC	Ownership	100.000	UnitedHealth Group	Incorporated	
		.00000	62-1541235				SCA-Eugene, Inc.	TN	NIA	SC Affiliates, LLC	Ownership	100.000	UnitedHealth Group	Incorporated	
		.00000	83-2805878				SCA-First Coast, LLC	DE	NIA	SC Affiliates, LLC	Ownership	100.000	UnitedHealth Group	Incorporated	
		.00000	62-1551099				SCA-Florence, LLC	DE	NIA	SC Affiliates, LLC	Ownership	100.000	UnitedHealth Group	Incorporated	
		.00000	93-1067967				SCA-Fort Collins, Inc.	CO	NIA	SC Affiliates, LLC	Ownership	100.000	UnitedHealth Group	Incorporated	
		.00000	62-1502719				SCA-Fort Walton, Inc.	TN	NIA	SC Affiliates, LLC	Ownership	100.000	UnitedHealth Group	Incorporated	
		.00000	47-3641516				SCA-Franklin, LLC	DE	NIA	SC Affiliates, LLC	Ownership	100.000	UnitedHealth Group	Incorporated	
		.00000	81-2727879				SCA-Frederick, LLC	DE	NIA	SC Affiliates, LLC	Ownership	100.000	UnitedHealth Group	Incorporated	
		.00000	82-3535257				SCA-Freeway Holdings, LLC	DE	NIA	SC Affiliates, LLC	Ownership	100.000	UnitedHealth Group	Incorporated	
		.00000	36-4907566				SCA-Ft. Myers, LLC	DE	NIA	SC Affiliates, LLC	Ownership	100.000	UnitedHealth Group	Incorporated	
		.00000	62-1547690				SCA-Gainesville, LLC	DE	NIA	SC Affiliates, LLC	Ownership	100.000	UnitedHealth Group	Incorporated	
		.00000	81-1956407				SCA-Gladiolus, LLC	DE	NIA	SC Affiliates, LLC	Ownership	100.000	UnitedHealth Group	Incorporated	
		.00000	82-1438326				SCA-GRANTS PASS, LLC	DE	NIA	SC Affiliates, LLC	Ownership	100.000	UnitedHealth Group	Incorporated	
		.00000	81-2376695				SCA-Grove Place, LLC	DE	NIA	SC Affiliates, LLC	Ownership	100.000	UnitedHealth Group	Incorporated	
		.00000	47-3466283				SCA-Hagerstown, LLC	DE	NIA	SC Affiliates, LLC	Ownership	100.000	UnitedHealth Group	Incorporated	
		.00000	81-4605501				SCA-Hamden, LLC	DE	NIA	SC Affiliates, LLC	Ownership	100.000	UnitedHealth Group	Incorporated	
		.00000	47-5229514				SCA-Hilton Head, LLC	DE	NIA	SC Affiliates, LLC	Ownership	100.000	UnitedHealth Group	Incorporated	
		.00000	62-1506650				SCA-Honolulu, LLC	DE	NIA	SC Affiliates, LLC	Ownership	100.000	UnitedHealth Group	Incorporated	
		.00000	81-3445356				SCA-Houston Executive, LLC	DE	NIA	SCA Pacific Holdings, Inc.	Ownership	100.000	UnitedHealth Group	Incorporated	
		.00000	81-4905342				SCA-I Holdings, LLC	DE	NIA	SCA HoldCo, Inc	Ownership	100.000	UnitedHealth Group	Incorporated	
		.00000	81-1666861				SCA-Illinois, LLC	DE	NIA	SCA Surgery Holdings, LLC	Ownership	100.000	UnitedHealth Group	Incorporated	
		.00000	47-3930052				SCA-IT Holdings, LLC	DE	NIA	SC Affiliates, LLC	Ownership	100.000	UnitedHealth Group	Incorporated	
		.00000	83-3090526				SCA-JPM Holdings, LLC	DE	NIA	SC Affiliates, LLC	Ownership	100.000	UnitedHealth Group	Incorporated	
		.00000	83-1102109				SCA-Kissing Camels Holdings, LLC	DE	NIA	SC Affiliates, LLC	Ownership	100.000	UnitedHealth Group	Incorporated	
		.00000	81-4292506				SCA-Main Street, LLC	DE	NIA	SC Affiliates, LLC	Ownership	100.000	UnitedHealth Group	Incorporated	
		.00000	47-1751165				SCA-Marina del Rey, LLC	CA	NIA	SC Affiliates, LLC	Ownership	100.000	UnitedHealth Group	Incorporated	
		.00000	81-1367813				SCA-MC VBP, Inc.	DE	NIA	SC Affiliates, LLC	Ownership	100.000	UnitedHealth Group	Incorporated	
		.00000	62-1184188				SCA-Mecklenburg Development Corp.	NC	NIA	SC Affiliates, LLC	Ownership	100.000	UnitedHealth Group	Incorporated	
		.00000	81-4616104				SCA-Memorial City, LLC	DE	NIA	SC Affiliates, LLC	Ownership	100.000	UnitedHealth Group	Incorporated	
		.00000	81-1771410				SCA-Merritt, LLC	DE	NIA	SC Affiliates, LLC	Ownership	100.000	UnitedHealth Group	Incorporated	
		.00000	82-2455773				SCA-Midlands, LLC	DE	NIA	SC Affiliates, LLC	Ownership	100.000	UnitedHealth Group	Incorporated	
		.00000	81-2976543				SCA-Midway Management, LLC	IL	NIA	SC Affiliates, LLC	Ownership	100.000	UnitedHealth Group	Incorporated	
		.00000	80-0070617				SCA-Mobile, LLC	DE	NIA	SC Affiliates, LLC	Ownership	100.000	UnitedHealth Group	Incorporated	
		.00000	81-1065674				SCA-Mokena, LLC	DE	NIA	SC Affiliates, LLC	Ownership	100.000	UnitedHealth Group	Incorporated	
		.00000					SCA-Morris County, LLC	DE	NIA	SC Affiliates, LLC	Ownership	100.000	UnitedHealth Group	Incorporated	
		.00000	62-1506655				SCA-Mt. Pleasant, LLC	DE	NIA	SC Affiliates, LLC	Ownership	100.000	UnitedHealth Group	Incorporated	
		.00000	81-2850365				SCA-Naperville, LLC	DE	NIA	SC Affiliates, LLC	Ownership	100.000	UnitedHealth Group	Incorporated	
		.00000	82-3002171				SCA-Naples, LLC	DE	NIA	SC Affiliates, LLC	Ownership	100.000	UnitedHealth Group	Incorporated	
		.00000	81-1347328				SCA-ND VBP, Inc.	DE	NIA	SC Affiliates, LLC	Ownership	100.000	UnitedHealth Group	Incorporated	
		.00000	47-4418919				SCA-New Jersey, LLC	DE	NIA	SC Affiliates, LLC	Ownership	100.000	UnitedHealth Group	Incorporated	
		.00000	47-1760663				SCA-Newport Beach, LLC	CA	NIA	SC Affiliates, LLC	Ownership	100.000	UnitedHealth Group	Incorporated	
		.00000					Scanner Centromed S.A.	CHL	NIA	Administradora Médica Centromed S.A.	Ownership	84.500	UnitedHealth Group	Incorporated	2
		.00000	81-3445510				SCA-Palm Beach MSO Holdings, LLC	DE	NIA	SunSurgery, LLC	Ownership	100.000	UnitedHealth Group	Incorporated	
		.00000	82-3050836				SCA-Palm Beach, LLC	DE	NIA	SC Affiliates, LLC	Ownership	100.000	UnitedHealth Group	Incorporated	
		.00000	62-1538850				SCA-Paoli, LLC	DE	NIA	SC Affiliates, LLC	Ownership	100.000	UnitedHealth Group	Incorporated	
		.00000	47-2785908				SCA-Phoenix, LLC	DE	NIA	SC Affiliates, LLC	Ownership	100.000	UnitedHealth Group	Incorporated	
		.00000	47-1620189				SCA-Pocono, LLC	DE	NIA	SC Affiliates, LLC	Ownership	100.000	UnitedHealth Group	Incorporated	
		.00000	81-4139195				SCA-PORTLAND, LLC	DE	NIA	SC Affiliates, LLC	Ownership	100.000	UnitedHealth Group	Incorporated	

16.22

STATEMENT AS OF MARCH 31, 2020 OF THE UnitedHealthcare Plan of the River Valley, Inc.

SCHEDULE Y
PART 1A - DETAIL OF INSURANCE HOLDING COMPANY SYSTEM

1	2	3	4	5	6	7	8	9	10	11	12	13	14	15	16
Group Code	Group Name	NAIC Company Code	ID Number	Federal RSSD	CIK	Name of Securities Exchange if Publicly Traded (U.S. or International)	Names of Parent, Subsidiaries Or Affiliates	Domiciliary Location	Relationship to Reporting Entity	Directly Controlled by (Name of Entity/Person)	Type of Control (Ownership, Board, Management, Attorney-in-Fact, Influence, Other)	If Control is Ownership Provide Percentage	Ultimate Controlling Entity(ies)/Person(s)	Is an SCA Filing Required? (Y/N)	*
		.0000					SCA-Practice Partners Holdings, LLC	DE	NIA	SC Affiliates, LLC	Ownership	100.000	UnitedHealth Group Incorporated		
		.0000	81-4304317				SCA-River Valley, LLC	DE	NIA	SC Affiliates, LLC	Ownership	100.000	UnitedHealth Group Incorporated		
		.0000	83-2111732				SCA-Riverside Partners, LLC	DE	NIA	SCA-Riverside, LLC	Ownership	51.000	UnitedHealth Group Incorporated		2
		.0000	83-2721919				SCA-Riverside, LLC	DE	NIA	SC Affiliates, LLC	Ownership	100.000	UnitedHealth Group Incorporated		
		.0000	47-1647512				SCA-Rockville, LLC	DE	NIA	SC Affiliates, LLC	Ownership	100.000	UnitedHealth Group Incorporated		
		.0000					SCA-Sacred Heart Holdings, LLC	DE	NIA	SC Affiliates, LLC	Ownership	100.000	UnitedHealth Group Incorporated		
		.0000	81-2963561				SCA-San Diego, Inc.	DE	NIA	Surgical Health, LLC	Ownership	100.000	UnitedHealth Group Incorporated		
		.0000	94-3138088				SCA-San Luis Obispo, LLC	DE	NIA	SC Affiliates, LLC	Ownership	100.000	UnitedHealth Group Incorporated		
		.0000	47-1685878				SCA-Sand Lake, LLC	FL	NIA	SC Affiliates, LLC	Ownership	83.480	UnitedHealth Group Incorporated		2
		.0000	88-0185362				SCA-Santa Rosa, Inc.	NV	NIA	SC Affiliates, LLC	Ownership	100.000	UnitedHealth Group Incorporated		
		.0000	81-3300613				SCA-Somerset, LLC	DE	NIA	SCA Surgery Holdings, LLC	Ownership	100.000	UnitedHealth Group Incorporated		
		.0000	47-2676325				SCA-Sparta, LLC	DE	NIA	SC Affiliates, LLC	Ownership	100.000	UnitedHealth Group Incorporated		
		.0000	82-4498088				SCA-Spartanburg Holdings, LLC	DE	NIA	SC Affiliates, LLC	Ownership	100.000	UnitedHealth Group Incorporated		
		.0000	47-4106989				SCA-St. Louis, LLC	DE	NIA	Surgical Health, LLC	Ownership	100.000	UnitedHealth Group Incorporated		
		.0000	82-3270591				SCA-St. Lucie, LLC	DE	NIA	SC Affiliates, LLC	Ownership	100.000	UnitedHealth Group Incorporated		
		.0000	81-4371453				SCA-SurgiCare, LLC	DE	NIA	SC Affiliates, LLC	Ownership	100.000	UnitedHealth Group Incorporated		
		.0000	81-2455241				SCA-Swiftpath, LLC	DE	NIA	SC Affiliates, LLC	Ownership	100.000	UnitedHealth Group Incorporated		
		.0000	82-1987225				SCA-VERTA, LLC	DE	NIA	SC Affiliates, LLC	Ownership	100.000	UnitedHealth Group Incorporated		
		.0000	82-2294882				SCA-Wake Forest, LLC	DE	NIA	SC Affiliates, LLC	Ownership	100.000	UnitedHealth Group Incorporated		
		.0000	82-1449412				SCA-Western Connecticut, LLC	DE	NIA	SC Affiliates, LLC	Ownership	67.000	UnitedHealth Group Incorporated		2
		.0000	82-3689825				SCA-Westover Hills, LLC	DE	NIA	SC Affiliates, LLC	Ownership	100.000	UnitedHealth Group Incorporated		
		.0000	83-3082789				SCA-Wilmington, LLC	DE	NIA	SC Affiliates, LLC	Ownership	100.000	UnitedHealth Group Incorporated		
		.0000	47-2890788				SCA-Wilson, LLC	DE	NIA	SCA Surgery Holdings, LLC	Ownership	100.000	UnitedHealth Group Incorporated		
		.0000	81-1159878				SCA-Winchester, LLC	DE	NIA	SC Affiliates, LLC	Ownership	100.000	UnitedHealth Group Incorporated		
		.0000	82-1525777				SCA-Winter Park, Inc.	TN	NIA	SC Affiliates, LLC	Ownership	100.000	UnitedHealth Group Incorporated		
		.0000	82-3528300				SCA-Woodlands Holdings, LLC	DE	NIA	SC Affiliates, LLC	Ownership	100.000	UnitedHealth Group Incorporated		
		.0000	27-2635371				SCP Specialty Infusion, LLC	DE	NIA	Optum Infusion Services 500, Inc.	Ownership	100.000	UnitedHealth Group Incorporated		
		.0000	98-1202716				Seisa Serviços Integrados de Saúde Ltda.	BRA	NIA	Amil Assistência Médica Internacional S.A.	Ownership	100.000	UnitedHealth Group Incorporated		
		.0000	98-1202716				Seisa Serviços Integrados de Saúde Ltda.	BRA	NIA	Cemed Care – Empresa de Atendimento Clínico Geral Ltda.	Ownership	0.000	UnitedHealth Group Incorporated		
		.0000	86-0739432				Senior Benefits, L.L.C.	AZ	NIA	USHEALTH Career Agency, Inc.	Ownership	100.000	UnitedHealth Group Incorporated		
		.0000	27-1533951				Serquinox Holdings LLC	DE	NIA	Optum Infusion Services 500, Inc.	Ownership	100.000	UnitedHealth Group Incorporated		
		.0000					Servicios de Entrenamiento en Competencias Clínicas Ltda.	CHL	NIA	Clínica Santa María S.A.	Ownership	99.900	UnitedHealth Group Incorporated		
		.0000					Servicios de Entrenamiento en Competencias Clínicas Ltda.	CHL	NIA	Sociedad de Inversiones Santa María SpA	Ownership	0.100	UnitedHealth Group Incorporated		
		.0000					Servicios Integrados de Salud Ltda.	CHL	NIA	Clínica Dávila y Servicios Médicos S.A.	Ownership	99.900	UnitedHealth Group Incorporated		
		.0000					Servicios Integrados de Salud Ltda.	CHL	NIA	Clínica Santa María S.A.	Ownership	0.100	UnitedHealth Group Incorporated		
		.0000					Servicios Médicos Amed Quilpué S.A.	CHL	NIA	Centromed Quilpué S.A.	Ownership	99.900	UnitedHealth Group Incorporated		
		.0000					Servicios Médicos Amed Quilpué S.A.	CHL	NIA	Laboratorios Médicos Amed Quilpué S.A.	Ownership	0.100	UnitedHealth Group Incorporated		
		.0000					Servicios Médicos Bio Bio Ltda.	CHL	NIA	Clínica Bio Bio S.A.	Ownership	99.000	UnitedHealth Group Incorporated		
		.0000					Servicios Médicos Bio Bio Ltda.	CHL	NIA	Saden S.A.	Ownership	1.000	UnitedHealth Group Incorporated		
		.0000					Servicios Médicos Ciudad del Mar Ltda.	CHL	NIA	Clínica Ciudad del Mar S.A.	Ownership	99.000	UnitedHealth Group Incorporated		
		.0000					Servicios Médicos Ciudad del Mar Ltda.	CHL	NIA	Saden S.A.	Ownership	1.000	UnitedHealth Group Incorporated		
		.0000					Servicios Médicos Santa María Limitada	CHL	NIA	Sociedad de Inversiones Santa María SpA	Ownership	99.176	UnitedHealth Group Incorporated		
		.0000					Servicios Médicos Santa María Limitada	CHL	NIA	Clínica Santa María S.A.	Ownership	0.824	UnitedHealth Group Incorporated		
		.0000					Servicios Médicos Vespucio Ltda.	CHL	NIA	Clínica Vespucio S.A.	Ownership	99.000	UnitedHealth Group Incorporated		
		.0000					Servicios Médicos Vespucio Ltda.	CHL	NIA	Saden S.A.	Ownership	1.000	UnitedHealth Group Incorporated		
		.0000	45-4233576				SharedClarity LLC	DE	NIA	UnitedHealthCare Services, Inc.	Ownership	100.000	UnitedHealth Group Incorporated		
		.0000	58-1978974				SHC Atlanta, LLC	DE	NIA	Surgical Health, LLC	Ownership	100.000	UnitedHealth Group Incorporated		
		.0000	58-2013443				SHC Austin, Inc.	GA	NIA	Surgical Health, LLC	Ownership	100.000	UnitedHealth Group Incorporated		
		.0000	58-2062812				SHC Hawthorn, Inc.	GA	NIA	Surgical Health, LLC	Ownership	100.000	UnitedHealth Group Incorporated		
		.0000	58-2101924				SHC Melbourne, Inc.	GA	NIA	Surgical Health, LLC	Ownership	100.000	UnitedHealth Group Incorporated		

16.23

STATEMENT AS OF MARCH 31, 2020 OF THE UnitedHealthcare Plan of the River Valley, Inc.

SCHEDULE Y
PART 1A - DETAIL OF INSURANCE HOLDING COMPANY SYSTEM

1	2	3	4	5	6	7	8	9	10	11	12	13	14	15	16
Group Code	Group Name	NAIC Company Code	ID Number	Federal RSSD	CIK	Name of Securities Exchange if Publicly Traded (U.S. or International)	Names of Parent, Subsidiaries Or Affiliates	Domiciliary Location	Relationship to Reporting Entity	Directly Controlled by (Name of Entity/Person)	Type of Control (Ownership, Board, Management, Attorney-in-Fact, Influence, Other)	If Control is Ownership Provide Percentage	Ultimate Controlling Entity(ies)/Person(s)	Is an SCA Filing Required? (Y/N)	*
.0707	UnitedHealth Group Incorporated	.71420	94-0734860				Sierra Health and Life Insurance Company, Inc.	NV	IA	Sierra Health Services, Inc.	Ownership	100.000	UnitedHealth Group Incorporated		
		.00000	88-0200415				Sierra Health Services, Inc.	NV	NIA	UnitedHealthcare, Inc.	Ownership	100.000	UnitedHealth Group Incorporated		
		.00000	88-0254322				Sierra Health-Care Options, Inc.	NV	NIA	Sierra Health Services, Inc.	Ownership	100.000	UnitedHealth Group Incorporated		
		.00000	88-0385705				Sierra Home Medical Products, Inc.	NV	NIA	Sierra Health Services, Inc.	Ownership	100.000	UnitedHealth Group Incorporated		
		.00000	88-0264562				Sierra Nevada Administrators, Inc.	NV	NIA	Sierra Health Services, Inc.	Ownership	100.000	UnitedHealth Group Incorporated		
		.00000					Sistema de Administración Hospitalaria S.A.C.			Pacifico S.A. Entidad Prestadora de Salud EPS	Ownership	99.870	UnitedHealth Group Incorporated		1
		.00000	20-1004228				Small Business Insurance Advisors, Inc.	TX	NIA	USHEALTH Group, Inc.	Ownership	100.000	UnitedHealth Group Incorporated		
		.00000					Sobam - Centro Médico Hospitalar S.A.	BRA	IA	Santa Helena Assistência Médica S.A.	Ownership	98.088	UnitedHealth Group Incorporated		
		.00000					Sobam - Centro Médico Hospitalar S.A.	BRA	IA	CMO - Centro Médico de Oftalmologia S/S Ltda.	Ownership	1.912	UnitedHealth Group Incorporated		
		.00000	98-1453235				Sociedad de Inversiones Santa María SpA	CHL	NIA	Clínica Santa María S.A.	Ownership	99.743	UnitedHealth Group Incorporated		
		.00000	98-1453235				Sociedad de Inversiones Santa María SpA	CHL	NIA	Clínica Dávila y Servicios Médicos S.A.	Ownership	0.257	UnitedHealth Group Incorporated		
		.00000	98-1462570				Sociedad Editorial para la Ciencia Ltda.	COL	NIA	Banmedica S.A.	Ownership	76.290	UnitedHealth Group Incorporated		2
		.00000	98-1462570				Sociedad Editorial para la Ciencia Ltda.	COL	NIA	Constructora Inmobiliaria Magapoq S.A.	Ownership	0.000	UnitedHealth Group Incorporated		2
		.00000	20-8433398				Somerset Outpatient Surgery, L.L.C.	NJ	NIA	SCA-Somerset, LLC	Ownership	59.520	UnitedHealth Group Incorporated		2
		.00000	75-2723958				South Arlington Surgical Providers, LLC	TX	NIA	THR-SCA Holdings, LLC	Influence	0.000	UnitedHealth Group Incorporated		5
		.00000					Southern California Medical Practice Concepts, LLC	CA	NIA	Physician(s) owned	Influence	0.000	UnitedHealth Group Incorporated		4
		.00000	88-0201420				Southwest Medical Associates, Inc.	NV	NIA	Sierra Health Services, Inc.	Ownership	100.000	UnitedHealth Group Incorporated		
		.00000	38-2609888				Southwest Michigan Health Network Inc.	MI	NIA	UnitedHealthcare, Inc.	Ownership	100.000	UnitedHealth Group Incorporated		
		.00000	36-4369359				Southwest Surgery Center, LLC	IL	NIA	SCA-Mokena, LLC	Ownership	54.300	UnitedHealth Group Incorporated		2
		.00000	75-2516426				Space Coast Surgical Center, Ltd.	FL	NIA	SCA Rockledge JV, LLC	Ownership	52.190	UnitedHealth Group Incorporated		2
		.00000	57-0953005				Spartanburg Surgery Center, LLC	SC	NIA	SCA-Spartanburg Holdings, LLC	Influence	10.700	UnitedHealth Group Incorporated		5
		.00000	55-0790742				Specialists in Urology Surgery Center, LLC	FL	NIA	SCA Specialists of Florida, LLC	Ownership	100.000	UnitedHealth Group Incorporated		
		.00000	25-1868213				Specialized Pharmaceuticals, Inc.	PA	NIA	QdL Acquisition Holdings Corp.	Ownership	100.000	UnitedHealth Group Incorporated		
		.00000	41-1921983				Specialty Benefits, LLC	DE	NIA	United HealthCare Services, Inc.	Ownership	100.000	UnitedHealth Group Incorporated		
		.00000	20-3412545				Specialty Surgical Center, LLC	NJ	NIA	SCA-Sparta, LLC	Ownership	51.000	UnitedHealth Group Incorporated		2
		.00000	71-0886811				Spectera of New York, IPA, Inc.	NY	NIA	Spectera, Inc.	Ownership	100.000	UnitedHealth Group Incorporated		
		.00000	52-1260282				Spectera, Inc.	MD	NIA	Specialty Benefits, LLC	Ownership	100.000	UnitedHealth Group Incorporated		
		.00000	20-4615218				Sports and Spinal Physical Therapy, Inc.	DC	NIA	Orthology, Inc.	Ownership	100.000	UnitedHealth Group Incorporated		2
		.00000	46-5587702				Spotlite, Inc.	DE	NIA	Rally Health, Inc.	Ownership	100.000	UnitedHealth Group Incorporated		
		.00000	62-1770924				SRPS, LLC	DE	NIA	Progressive Enterprises Holdings, Inc.	Ownership	100.000	UnitedHealth Group Incorporated		
		.00000	75-2201400				St. Cloud Outpatient Surgery, Ltd., a Minnesota Limited Partnership	MN	NIA	St. Cloud Surgical Center, LLC	Influence	18.724	UnitedHealth Group Incorporated		5
		.00000	41-1348916				St. Cloud Surgical Center, LLC	DE	NIA	Surgery Center Holding, LLC	Ownership	100.000	UnitedHealth Group Incorporated		
		.00000	20-1211544				Stonagate Surgery Center, L.P.	TX	NIA	SCA Stonagate Holdings, LLC	Ownership	58.670	UnitedHealth Group Incorporated		2
		.00000	06-1082848				SunSurgery, LLC	DE	NIA	Surgical Care Affiliates, LLC	Ownership	100.000	UnitedHealth Group Incorporated		
		.00000	82-5164277				Surgery Center at Cherry Creek, LLC	CO	NIA	SCA-Denver Physicians Holdings, LLC	Ownership	100.000	UnitedHealth Group Incorporated		
		.00000	82-5207693				Surgery Center at Kissing Camels, LLC	CO	NIA	SCA-Kissing Camels Holdings, LLC	Ownership	55.000	UnitedHealth Group Incorporated		2
		.00000	81-3129674				Surgery Center at St. Vincent, LLC	OR	NIA	Providence & SCA On-Campus Holdings, LLC	Influence	57.700	UnitedHealth Group Incorporated		5
		.00000	62-1739361				Surgery Center Holding, LLC	DE	NIA	Surgical Care Affiliates, LLC	Ownership	100.000	UnitedHealth Group Incorporated		
		.00000	62-1509341				Surgery Center of Boca Raton, Inc.	FL	NIA	Surgical Health, LLC	Ownership	100.000	UnitedHealth Group Incorporated		
		.00000	62-1506370				Surgery Center of Clarksville, L.P.	TN	NIA	Surgical Health, LLC	Ownership	99.900	UnitedHealth Group Incorporated		2
		.00000	63-1214140				Surgery Center of Colorado Springs, LLC	DE	NIA	SC Affiliates, LLC	Ownership	100.000	UnitedHealth Group Incorporated		
		.00000	42-1166764				Surgery Center of Des Moines, LLC	DE	NIA	Surgery Center Holding, LLC	Ownership	100.000	UnitedHealth Group Incorporated		
		.00000	72-1349752				Surgery Center of Easton, LLC	DE	NIA	SC Affiliates, LLC	Ownership	100.000	UnitedHealth Group Incorporated		
		.00000	63-1212213				Surgery Center of Ellicott City, Inc.	DE	NIA	SC Affiliates, LLC	Ownership	100.000	UnitedHealth Group Incorporated		
		.00000	20-1733152				Surgery Center of Fairfield County, LLC	DE	NIA	SCA-Connecticut Partners, LLC	Ownership	57.644	UnitedHealth Group Incorporated		2
		.00000	62-1179539				Surgery Center of Lexington, LLC	DE	NIA	SC Affiliates, LLC	Influence	49.000	UnitedHealth Group Incorporated		5
		.00000	62-1179537				Surgery Center of Louisville, LLC	DE	NIA	SC Affiliates, LLC	Ownership	100.000	UnitedHealth Group Incorporated		
		.00000	63-1231944				Surgery Center of Maui, LLC	DE	NIA	SC Affiliates, LLC	Ownership	100.000	UnitedHealth Group Incorporated		
		.00000	63-1194204				Surgery Center of Muskogee, LLC	DE	NIA	SC Affiliates, LLC	Ownership	100.000	UnitedHealth Group Incorporated		

16.24

STATEMENT AS OF MARCH 31, 2020 OF THE UnitedHealthcare Plan of the River Valley, Inc.

SCHEDULE Y
PART 1A - DETAIL OF INSURANCE HOLDING COMPANY SYSTEM

1	2	3	4	5	6	7	8	9	10	11	12	13	14	15	16
Group Code	Group Name	NAIC Company Code	ID Number	Federal RSSD	CIK	Name of Securities Exchange if Publicly Traded (U.S. or International)	Names of Parent, Subsidiaries Or Affiliates	Domi-ciliary Location	Relation-ship to Reporting Entity	Directly Controlled by (Name of Entity/Person)	Type of Control (Ownership, Board, Management, Attorney-in-Fact, Influence, Other)	If Control is Ownership Provide Percentage	Ultimate Controlling Entity(ies)/Person(s)	Is an SCA Filing Re-quired? (Y/N)	*
		.00000	11-3701564				Surgery Center of Rockville, L.L.C.	MD	NIA	SCA-Rockville, LLC	Ownership	59.000	UnitedHealth Group Incorporated		2
		.00000	63-1212214				Surgery Center of Southern Pines, LLC	DE	NIA	Surgery Center Holding, LLC	Ownership	100.000	UnitedHealth Group Incorporated		
		.00000	82-3448050				Surgery Center of The Woodlands, LLC	TX	NIA	SCA-Woodlands Holdings, LLC	Ownership	55.790	UnitedHealth Group Incorporated		2
		.00000					Surgery Center of Wilmington Properties, LLC								
		.00000					Surgery Center of Wilmington, LLC	NC	NIA	Surgery Center of Wilmington, LLC	Ownership	100.000	UnitedHealth Group Incorporated		
		.00000					Surgery Centers of Des Moines, Ltd., an Iowa Limited Partnership	NC	NIA	SCA-Wilmington, LLC	Ownership	100.000	UnitedHealth Group Incorporated		
		.00000	36-3562598				Surgery Centers-West Holdings, LLC	IA	NIA	Surgery Center Holding, LLC	Ownership	67.950	UnitedHealth Group Incorporated		2
		.00000	68-0282268				Surgical Care Affiliates Political Action Committee	DE	NIA	Surgical Care Affiliates, LLC	Ownership	100.000	UnitedHealth Group Incorporated		
		.00000	33-1187498				Surgical Care Affiliates, LLC	AL	NIA	Surgical Care Affiliates, LLC	Ownership	100.000	UnitedHealth Group Incorporated		
		.00000	20-8922307				Surgical Care Partners of Melbourne, LLC	DE	NIA	SCAI Holdings, LLC	Ownership	100.000	UnitedHealth Group Incorporated		
		.00000	46-2971080				Surgical Center of Tuscaloosa Holdings, LLC	DE	NIA	SHC Melbourne, Inc.	Ownership	72.750	UnitedHealth Group Incorporated		2
		.00000	63-1138507				Surgical Eye Experts, LLC	AL	NIA	Surgical Care Affiliates, LLC	Ownership	100.000	UnitedHealth Group Incorporated		
		.00000	65-1321064				Surgical Health of Orlando, LLC	MA	NIA	Physician(s) owned	Influence	0.000	UnitedHealth Group Incorporated		4
		.00000	83-3113263				Surgical Health, LLC	FL	NIA	Surgical Health, LLC	Ownership	81.760	UnitedHealth Group Incorporated		2
		.00000	58-1941168				Surgical Hospital Holdings of Oklahoma, LLC	DE	NIA	Surgical Care Affiliates, LLC	Ownership	100.000	UnitedHealth Group Incorporated		
		.00000	27-0168681				Surgicare of Central Jersey, LLC	DE	NIA	SCA Surgery Holdings, LLC	Ownership	100.000	UnitedHealth Group Incorporated		
		.00000	22-2529259				Surgicare of Jackson, LLC	NJ	NIA	Virtua-SCA Holdings, LLC	Ownership	55.000	UnitedHealth Group Incorporated		2
		.00000	64-0629000				Surgicare of Jackson, Ltd., a Mississippi Limited Partnership	DE	NIA	Surgery Center Holding, LLC	Ownership	100.000	UnitedHealth Group Incorporated		
		.00000	75-2162993				Surgicare of Joliet, Inc.	MS	NIA	Surgicare of Jackson, LLC	Influence	40.000	UnitedHealth Group Incorporated		5
		.00000	75-2287141				Surgicare of La Veta, Inc.	IL	NIA	Surgery Center Holding, LLC	Ownership	100.000	UnitedHealth Group Incorporated		
		.00000	75-2501191				Surgicare of La Veta, Ltd., a California Limited Partnership	CA	NIA	Surgery Centers-West Holdings, LLC	Ownership	100.000	UnitedHealth Group Incorporated		
		.00000	75-2507129				Surgicare of Minneapolis, LLC	CA	NIA	Beach Surgical Holdings III, LLC	Influence	28.333	UnitedHealth Group Incorporated		5
		.00000	41-1437636				Surgicare of Minneapolis, Ltd., a Minnesota Limited Partnership	DE	NIA	Surgery Center Holding, LLC	Ownership	100.000	UnitedHealth Group Incorporated		
		.00000	41-1624905				Surgicare of Mobile, LLC	MN	NIA	Surgicare of Minneapolis, LLC	Influence	20.513	UnitedHealth Group Incorporated		5
		.00000	75-2459713				Surgicare of Mobile, Ltd.	DE	NIA	Surgery Center Holding, LLC	Ownership	100.000	UnitedHealth Group Incorporated		
		.00000	75-2459715				Surgicare of Oceanside, Inc.	AL	NIA	Surgicare of Mobile, LLC	Influence	20.000	UnitedHealth Group Incorporated		5
		.00000	75-2448926				Surgicare of Owensboro, LLC	CA	NIA	Surgery Center Holding, LLC	Ownership	100.000	UnitedHealth Group Incorporated		
		.00000	75-2184730				Surgicare of Salem, LLC	DE	NIA	Surgery Center Holding, LLC	Ownership	100.000	UnitedHealth Group Incorporated		
		.00000	75-2200171				Surgicare, LLC	DE	NIA	Surgery Center Holding, LLC	Ownership	100.000	UnitedHealth Group Incorporated		
		.00000	35-1975122				Surgicare of San Antonio at Westover Hills, LLC	IN	NIA	SCA-SurgiCare, LLC	Ownership	53.680	UnitedHealth Group Incorporated		2
		.00000	82-3717201				Surgicenters of Southern California, Inc.	TX	NIA	SCA-Westover Hills, LLC	Influence	48.105	UnitedHealth Group Incorporated		5
		.00000	95-3329855				Symphonix Health Holdings, LLC	CA	NIA	Surgery Center Holding, LLC	Ownership	100.000	UnitedHealth Group Incorporated		
		.00000	46-1536748				Symphonix Health Insurance, Inc.	DE	NIA	United HealthCare Services, Inc.	Ownership	100.000	UnitedHealth Group Incorporated		
.0707	UnitedHealth Group Incorporated	.84549	38-2044243				Symphonix Health Insurance, Inc.	IL	IA	Symphonix Health Holdings, LLC	Ownership	100.000	UnitedHealth Group Incorporated		
		.00000	98-1260384				Taidene Medical Ltd.	CAN	NIA	UnitedHealthcare Global Canada Limited	Influence	49.000	UnitedHealth Group Incorporated		5
		.00000	93-1172065				TeamID Holdings, Inc.	CA	NIA	Physician(s) owned	Influence	0.000	UnitedHealth Group Incorporated		4
		.00000	47-4751035				TeamID Iowa, Inc.	DE	NIA	AmeriChoice Corporation	Ownership	100.000	UnitedHealth Group Incorporated		2
		.00000	47-4850893				TeamID Physicians of Texas, Inc.	DE	NIA	TeamID Holdings, Inc.	Ownership	100.000	UnitedHealth Group Incorporated		2
		.00000	35-2584893				TeamUP Insurance Services, Inc.	TX	NIA	TeamID Holdings, Inc.	Ownership	100.000	UnitedHealth Group Incorporated		2
		.00000	42-1446216				Tecnología de Información en Salud S.A.	IA	NIA	Physician(s) owned	Influence	0.000	UnitedHealth Group Incorporated		4
		.00000	82-1019055				Tecnología de Información en Salud S.A.	CA	NIA	HealthMarkets Insurance Agency, Inc.	Ownership	100.000	UnitedHealth Group Incorporated		
		.00000					Texas Health Craig Ranch Surgery Center, LLC	CHL	NIA	Clínica Dávila y Servicios Médicos S.A.	Ownership	50.000	UnitedHealth Group Incorporated		
		.00000					Texas Health Flower Mound Orthopedic Surgery Center, LLC	CHL	NIA	Clínica Santa María S.A.	Ownership	50.000	UnitedHealth Group Incorporated		
		.00000	38-3897811				Texas Health Flower Mound Orthopedic Surgery Center, LLC	TX	NIA	THR-SCA Holdings, LLC	Influence	0.000	UnitedHealth Group Incorporated		5
		.00000	80-0866449				Texas Health Flower Mound Orthopedic Surgery Center, LLC	TX	NIA	THR-SCA Holdings, LLC	Influence	0.000	UnitedHealth Group Incorporated		5

16.25

STATEMENT AS OF MARCH 31, 2020 OF THE UnitedHealthcare Plan of the River Valley, Inc.

SCHEDULE Y
PART 1A - DETAIL OF INSURANCE HOLDING COMPANY SYSTEM

1	2	3	4	5	6	7	8	9	10	11	12	13	14	15	16
Group Code	Group Name	NAIC Company Code	ID Number	Federal RSSD	CIK	Name of Securities Exchange if Publicly Traded (U.S. or International)	Names of Parent, Subsidiaries Or Affiliates	Domi-ciliary Location	Relation-ship to Reporting Entity	Directly Controlled by (Name of Entity/Person)	Type of Control (Ownership, Board, Management, Attorney-in-Fact, Influence, Other)	If Control is Ownership Provide Percentage	Ultimate Controlling Entity(ies)/Person(s)	Is an SCA Filing Re-quired? (Y/N)	*
		.0000	81-4977249				Texas Health Orthopedic Surgery Center Alliance, LLC	TX	NIA	THR-SCA Holdings, LLC	Influence	0.000	UnitedHealth Group Incorporated		5
		.0000	82-2296081				Texas Health Surgery Center Alliance, LLC	TX	NIA	THR-SCA Holdings, LLC	Influence	0.000	UnitedHealth Group Incorporated		5
		.0000	82-1307876				Texas Health Surgery Center Bedford, LLC	TX	NIA	THR-SCA Holdings, LLC	Influence	0.000	UnitedHealth Group Incorporated		5
		.0000	83-0781259				Texas Health Surgery Center Las Colinas, LLC	TX	NIA	THR-SCA Holdings, LLC	Influence	0.000	UnitedHealth Group Incorporated		5
		.0000	20-3991622				Texas Health Surgery Center Preston Plaza, LLC	TX	NIA	THR-SCA Holdings, LLC	Influence	0.000	UnitedHealth Group Incorporated		5
		.0000	47-4425996				Texas Health Surgery Center Rockwall, LLC	TX	NIA	THR-SCA Holdings, LLC	Influence	0.000	UnitedHealth Group Incorporated		5
		.0000	84-3814490				Texas Health Surgery Center Southwest Fort Worth, LLC	TX	NIA	THR-SCA Holdings, LLC	Influence	0.000	UnitedHealth Group Incorporated		5
		.0000	83-1464243				Texas Health Surgery Center Waxahachie, LLC	TX	NIA	THR-SCA Holdings, LLC	Influence	0.000	UnitedHealth Group Incorporated		5
		.0000					Texas Health Surgery Center Willow Park, LLC	TX	NIA	THR-SCA Holdings, LLC	Influence	0.000	UnitedHealth Group Incorporated		5
		.0000					The Advisory Board (Chile) SpA	CHL	NIA	The Advisory Board Company	Ownership	100.000	UnitedHealth Group Incorporated		
		.0000	52-1468699				The Advisory Board Company	DE	NIA	OptumInsight, Inc.	Ownership	100.000	UnitedHealth Group Incorporated		
.0707	UnitedHealth Group Incorporated	.61832	52-0676509				The Chesapeake Life Insurance Company	OK	IA	HealthMarkets Group, Inc.	Ownership	100.000	UnitedHealth Group Incorporated		
		.0000	91-0214500				The Everett Clinic, PLLC	WA	NIA	Physician(s) owned	Influence	0.000	UnitedHealth Group Incorporated		4
		.0000					The Eye Surgery Center of the Carolinas, L.P.	NC	NIA	Surgery Center of Southern Pines, LLC	Influence	46.000	UnitedHealth Group Incorporated		5
		.0000	20-5562797				The Lewin Group, Inc.	NC	NIA	Optum Public Sector Solutions, Inc.	Ownership	100.000	UnitedHealth Group Incorporated		
		.0000	56-1970224				The Magan Medical Group	CA	NIA	DaVita Magan Management, Inc.	Ownership	50.000	UnitedHealth Group Incorporated		2
		.0000	61-1409045				The Outpatient Surgery Center of Hilton Head, LLC	SC	NIA	SCA-Hilton Head, LLC	Ownership	50.000	UnitedHealth Group Incorporated		2
		.0000	83-1192367				The Polyclinic MSO, LLC	DE	NIA	Collaborative Care Holdings, LLC	Ownership	80.100	UnitedHealth Group Incorporated		2
		.0000	91-0369070				The Polyclinic, PLLC	WA	NIA	Physician(s) owned	Influence	0.000	UnitedHealth Group Incorporated		4
		.0000	72-1349755				The Surgery Center of Easton, L.P.	TN	NIA	Surgery Center of Easton, LLC	Ownership	42.000	UnitedHealth Group Incorporated		2
		.0000	06-1552689				The Surgical Center of Connecticut, LLC	CT	NIA	SCA-Main Street, LLC	Ownership	18.959	UnitedHealth Group Incorporated		2
		.0000	37-1446353				THE SURGICAL CENTER OF THE TREASURE COAST, L.L.C.	FL	NIA	SCA-St. Lucie, LLC	Ownership	51.000	UnitedHealth Group Incorporated		2
		.0000	26-1479919				Thomas Johnson Surgery Center, LLC	MD	NIA	SCA-Frederick, LLC	Ownership	65.000	UnitedHealth Group Incorporated		2
		.0000	25-1825549				Three Rivers Holdings, Inc.	DE	NIA	AmeriChoice Corporation	Ownership	100.000	UnitedHealth Group Incorporated		
		.0000	63-1194203				Three Rivers Surgical Care, L.P.	TN	NIA	Muskogee Surgical Investors, LLC	Ownership	72.530	UnitedHealth Group Incorporated		2
		.0000	46-1096461				THR-SCA Holdings, LLC	TX	NIA	Texas Health Resources	Influence	0.000	UnitedHealth Group Incorporated		5
		.0000	59-3143128				Tmesys, LLC	FL	NIA	PMSI Holdings, LLC	Ownership	100.000	UnitedHealth Group Incorporated		
		.0000	98-1287904				Topimagem Diagnóstico por Imagem Ltda.	BRA	NIA	Esho - Empresa de Serviços Hospitalares S.A.	Ownership	99.000	UnitedHealth Group Incorporated		2
		.0000	83-1528858				Trails Edge Surgery Center, LLC	FL	NIA	SCA-Bonita Springs, LLC	Ownership	59.000	UnitedHealth Group Incorporated		2
		.0000	46-5482620				Trauma Surgery Affiliates, LLC	TX	NIA	National Surgery Centers, LLC	Influence	49.000	UnitedHealth Group Incorporated		5
		.0000	52-1431155				Travel Express Incorporated	MD	NIA	FrontierMEDEX, Inc.	Ownership	100.000	UnitedHealth Group Incorporated		
		.0000	46-2613170				Treasure Valley Emerald Properties, LLC	DE	NIA	Treasure Valley Hospital Limited Partnership	Ownership	100.000	UnitedHealth Group Incorporated		
		.0000	33-0592165				Treasure Valley Hospital Limited Partnership	ID	NIA	Surgical Health, LLC	Ownership	40.375	UnitedHealth Group Incorporated		2
		.0000	47-5088596				TriMed, LLC	UT	NIA	National MedTrans, LLC	Ownership	100.000	UnitedHealth Group Incorporated		
		.0000	46-5530255				Trio Motion, LLC	DE	NIA	Savvysherpa, LLC	Ownership	100.000	UnitedHealth Group Incorporated		
		.0000	84-3719654				Triple Aim Partners, LLC	DE	NIA	Optum, Inc.	Ownership	100.000	UnitedHealth Group Incorporated		
		.0000	63-0974161				Tuscaloosa Surgical Center, L.P.	AL	NIA	Surgical Center of Tuscaloosa Holdings, LLC	Ownership	30.000	UnitedHealth Group Incorporated		2
		.0000	94-3077084				U.S. Behavioral Health Plan, California	CA	IA	United Behavioral Health UnitedHealth Group International Finance	Ownership	100.000	UnitedHealth Group Incorporated		
		.0000	98-1388279				UHC Finance (Ireland) Unlimited Company	IRL	NIA	(Ireland) Unlimited Company	Ownership	100.000	UnitedHealth Group Incorporated		
		.0000	41-1913059				UHC International Services, Inc.	DE	NIA	UnitedHealth Group Incorporated	Ownership	100.000	UnitedHealth Group Incorporated		
		.0000	95-2931460				UHC of California	CA	IA	United HealthCare Services, Inc.	Ownership	100.000	UnitedHealth Group Incorporated		

STATEMENT AS OF MARCH 31, 2020 OF THE UnitedHealthcare Plan of the River Valley, Inc.

SCHEDULE Y
PART 1A - DETAIL OF INSURANCE HOLDING COMPANY SYSTEM

1	2	3	4	5	6	7	8	9	10	11	12	13	14	15	16
Group Code	Group Name	NAIC Company Code	ID Number	Federal RSSD	CIK	Name of Securities Exchange if Publicly Traded (U.S. or International)	Names of Parent, Subsidiaries Or Affiliates	Domi-ciliary Location	Relation-ship to Reporting Entity	Directly Controlled by (Name of Entity/Person)	Type of Control (Ownership, Board, Management, Attorney-in-Fact, Influence, Other)	If Control is Ownership Provide Percentage	Ultimate Controlling Entity(ies)/Person(s)	Is an SCA Filing Re-quired? (Y/N)	*
		.0000	98-1103713				UHCG - FZE	.ARE	NIA	UnitedHealthcare Global Medical (UK) Limited	Ownership	100.000	UnitedHealth Group Incorporated		
		.0000	98-1372063				UHCG Holdings (Ireland) Limited	.IRL	NIA	United HealthCare Services, Inc.	Ownership	100.000	UnitedHealth Group Incorporated		
		.0000	98-1372064				UHCG Services (Ireland) Limited	.IRL	NIA	UHCG Holdings (Ireland) Limited	Ownership	100.000	UnitedHealth Group Incorporated		
		.0000	98-1122490				UHG Brasil Participações S.A.	.BRA	NIA	Polar II Fundo de Investimento em Participações Multiestrategia	Ownership	100.000	UnitedHealth Group Incorporated		
		.0000	41-1921008				UHIC Holdings, Inc.	.DE	NIA	United HealthCare Services, Inc.	Ownership	100.000	UnitedHealth Group Incorporated		
		.0000	75-2922396				UICI Funding Corp. 2	.DE	NIA	HealthMarkets, LLC	Ownership	100.000	UnitedHealth Group Incorporated		
		.0000	39-1995276				UMR, Inc.	.DE	NIA	United HealthCare Services, Inc.	Ownership	100.000	UnitedHealth Group Incorporated		
		.0000	98-1444648				Unidad Médica Diagnóstico S.A.	.COL	NIA	Colmedica Medicina Prepagada S.A.	Ownership	92.380	UnitedHealth Group Incorporated		
		.0000	98-1444648				Unidad Médica Diagnóstico S.A.	.COL	NIA	Banmedica Internacional SpA	Ownership	7.620	UnitedHealth Group Incorporated		
.0707	UnitedHealth Group Incorporated	.91529	52-1996029				Unimerica Insurance Company	.WI	.IA	OptumHealth Holdings, LLC	Ownership	100.000	UnitedHealth Group Incorporated		
							Unimerica Life Insurance Company of New York	.NY	.IA	UnitedHealthcare Insurance Company	Ownership	100.000	UnitedHealth Group Incorporated		
.0707	UnitedHealth Group Incorporated	.11596	01-0637149				Unison Health Plan of Delaware, Inc.	.DE	.IA	Three Rivers Holdings, Inc.	Ownership	100.000	UnitedHealth Group Incorporated		
		.0000	20-5917714				United Behavioral Health	.CA	NIA	OptumHealth Holdings, LLC	Ownership	100.000	UnitedHealth Group Incorporated		
							United Behavioral Health of New York, I.P.A., Inc.	.NY	NIA	United Behavioral Health	Ownership	100.000	UnitedHealth Group Incorporated		
		.0000	41-1868911				United Group Reinsurance, Inc.	.TCA	NIA	HealthMarkets, LLC	Ownership	100.000	UnitedHealth Group Incorporated		
		.0000	75-2583080				United Health Foundation	.MN	NIA	UnitedHealth Group Incorporated	Ownership	100.000	UnitedHealth Group Incorporated		
		.0000	41-1941615				United HealthCare Services, Inc.	.MN	.UJP	UnitedHealth Group Incorporated	Ownership	100.000	UnitedHealth Group Incorporated		
		.0000	41-1289245	3410132			United Management Services, Inc.	.NY	NIA	HealthMarkets, LLC	Ownership	100.000	UnitedHealth Group Incorporated		
		.0000	75-2601147				United Resource Networks IPA of New York, Inc.	.NY	NIA	OptumHealth Care Solutions, LLC	Ownership	100.000	UnitedHealth Group Incorporated		
		.0000	30-0318238				UnitedHealth Advisors, LLC	.ME	NIA	United HealthCare Services, Inc.	Ownership	100.000	UnitedHealth Group Incorporated		
		.0000	01-0538317				UnitedHealth Group Finance Inc.	.DE	NIA	Bordeaux (Barbados) Holdings III, SRL	Ownership	100.000	UnitedHealth Group Incorporated		
		.0000	84-3186598				UnitedHealth Group Incorporated	.DE	.UJP	Self	Ownership	0.000	UnitedHealth Group Incorporated		2
		.0000	41-1321939	4665014	0000731766		UnitedHealth Group International Finance (Ireland) Unlimited Company	.IRL	NIA	UnitedHealthcare Europe S á r.l.	Ownership	100.000	UnitedHealth Group Incorporated		
		.0000	98-1422474				UnitedHealth Group International GP	.CYM	NIA	FrontierMEDEX US, Inc.	Ownership	100.000	UnitedHealth Group Incorporated		
		.0000	98-1079826				UnitedHealth Group Ventures, LLC	.DE	NIA	UnitedHealth Group Incorporated	Ownership	100.000	UnitedHealth Group Incorporated		
		.0000	46-3311984				UnitedHealth International, Inc.	.DE	NIA	UnitedHealth Group Incorporated	Ownership	100.000	UnitedHealth Group Incorporated		
		.0000	41-1917398				UnitedHealth Military & Veterans Services, LLC	.DE	NIA	United HealthCare Services, Inc.	Ownership	100.000	UnitedHealth Group Incorporated		
		.0000	26-2574977				UnitedHealth UK Limited	.GBR	NIA	Optum Solutions UK Holdings Limited	Ownership	100.000	UnitedHealth Group Incorporated		
.0707	UnitedHealth Group Incorporated	.95174	33-0115163				UnitedHealthcare Benefits of Texas, Inc.	.TX	.IA	United HealthCare Services, Inc.	Ownership	100.000	UnitedHealth Group Incorporated		
							UnitedHealthcare Benefits Plan of California	.CA	.IA	United HealthCare Services, Inc.	Ownership	100.000	UnitedHealth Group Incorporated		
		.0000	47-3221444				UnitedHealthcare Community Plan of California, Inc.	.CA	.IA	United HealthCare Services, Inc.	Ownership	100.000	UnitedHealth Group Incorporated		
		.0000	46-4348775				UnitedHealthcare Community Plan of Georgia, Inc.	.GA	.IA	AmeriChoice Corporation	Ownership	100.000	UnitedHealth Group Incorporated		
.0707	UnitedHealth Group Incorporated	.13168	26-2688274				UnitedHealthcare Community Plan of Ohio, Inc.	.OH	.IA	Three Rivers Holdings, Inc.	Ownership	100.000	UnitedHealth Group Incorporated		
		.12323	56-2451429				UnitedHealthcare Community Plan of Texas, L.L.C.	.TX	.IA	Ovations, Inc.	Ownership	100.000	UnitedHealth Group Incorporated		
.0707	UnitedHealth Group Incorporated	.11141	91-2008361				UnitedHealthcare Community Plan, Inc.	.MI	.IA	AmeriChoice Corporation	Ownership	100.000	UnitedHealth Group Incorporated		
.0707	UnitedHealth Group Incorporated	.95467	38-3204052				UnitedHealthcare Consulting & Assistance Service (Beijing) Co., Ltd.	.CHN	NIA	UnitedHealthcare International I B.V.	Ownership	100.000	UnitedHealth Group Incorporated		
		.0000	98-1200034				UnitedHealthcare Europe S á r.l.	.LUX	NIA	FrontierMEDEX US, Inc.	Ownership	100.000	UnitedHealth Group Incorporated		
		.0000	98-1199879				UnitedHealthcare Global Canada Limited	.CAN	NIA	UnitedHealthcare International I B.V.	Ownership	100.000	UnitedHealth Group Incorporated		
		.0000	98-1104429				UnitedHealthcare Global Medical (UK) Limited	.GBR	NIA	UnitedHealthcare International I B.V.	Ownership	100.000	UnitedHealth Group Incorporated		
		.0000	98-1029201				UnitedHealthcare Global Medical (UK) Limited	.GBR	NIA	UnitedHealthcare International I B.V.	Ownership	100.000	UnitedHealth Group Incorporated		
		.0000	98-1099116				UnitedHealthcare India Private Limited	.IND	NIA	OptumHealth International B.V.	Ownership	99.999	UnitedHealth Group Incorporated		

16.27

STATEMENT AS OF MARCH 31, 2020 OF THE UnitedHealthcare Plan of the River Valley, Inc.

SCHEDULE Y
PART 1A - DETAIL OF INSURANCE HOLDING COMPANY SYSTEM

1	2	3	4	5	6	7	8	9	10	11	12	13	14	15	16
Group Code	Group Name	NAIC Company Code	ID Number	Federal RSSD	CIK	Name of Securities Exchange if Publicly Traded (U.S. or International)	Names of Parent, Subsidiaries Or Affiliates	Domiciliary Location	Relationship to Reporting Entity	Directly Controlled by (Name of Entity/Person)	Type of Control (Ownership, Board, Management, Attorney-in-Fact, Influence, Other)	If Control is Ownership Provide Percentage	Ultimate Controlling Entity(ies)/Person(s)	Is an SCA Filing Required? (Y/N)	*
.0707	UnitedHealth Group Incorporated	.0000 79413	98-1099116 36-2739571				UnitedHealthcare India Private Limited UnitedHealthcare Insurance Company UnitedHealthcare Insurance Company of Illinois	IND CT IL	NIA IA IA	UnitedHealth International, Inc. UHC Holdings, Inc. UnitedHealthcare Insurance Company	Ownership Ownership	0.001 100.000	UnitedHealth Group Incorporated UnitedHealth Group Incorporated		
.0707	UnitedHealth Group Incorporated	.60318	36-3800349				UnitedHealthcare Insurance Company of New York	NY	IA	UnitedHealthcare Insurance Company	Ownership	100.000	UnitedHealth Group Incorporated		
.0707	UnitedHealth Group Incorporated	.60093	11-3283886				UnitedHealthcare Insurance Company of the River Valley	IL	IA	UnitedHealthcare, Inc.	Ownership	100.000	UnitedHealth Group Incorporated		
.0707	UnitedHealth Group Incorporated	.12231	20-1902768				UnitedHealthcare Insurance Designated Activity Company	IRL	IA	UHC Holdings (Ireland) Limited	Ownership	100.000	UnitedHealth Group Incorporated		
.0707	UnitedHealth Group Incorporated	.00000	98-1372065 86-0618309				UnitedHealthcare Integrated Services, Inc.	AZ	IA	Ovations, Inc.	Ownership	100.000	UnitedHealth Group Incorporated		
.0707	UnitedHealth Group Incorporated	.00000	41-1988797				UnitedHealthcare International Asia, LLC	DE	NIA	UnitedHealth Group Incorporated	Ownership	100.000	UnitedHealth Group Incorporated		
.0707	UnitedHealth Group Incorporated	.00000	98-1100512				UnitedHealthcare International I B.V.	NLD	NIA	FrontierMEDEX US, Inc.	Ownership	100.000	UnitedHealth Group Incorporated		
.0707	UnitedHealth Group Incorporated	.00000	98-1079459				UnitedHealthcare International II S.à r.l.	LUX	NIA	UnitedHealthcare Europe S.à r.l.	Ownership	100.000	UnitedHealth Group Incorporated		
.0707	UnitedHealth Group Incorporated	.00000	98-1340853				UnitedHealthcare International III B.V.	NLD	NIA	UnitedHealthcare Europe S.à r.l.	Ownership	100.000	UnitedHealth Group Incorporated		
.0707	UnitedHealth Group Incorporated	.00000	98-1077436				UnitedHealthcare International III S.à r.l.	LUX	NIA	Optum Services (Ireland) Limited	Ownership	100.000	UnitedHealth Group Incorporated		
.0707	UnitedHealth Group Incorporated	.00000	98-1080926				UnitedHealthcare International IV S.à r.l.	LUX	NIA	UnitedHealthcare International VIII S.à r.l.	Ownership	100.000	UnitedHealth Group Incorporated		
.0707	UnitedHealth Group Incorporated	.00000	98-1372058				UnitedHealthcare International VI S.à r.l.	LUX	NIA	FrontierMEDEX US, Inc.	Ownership	100.000	UnitedHealth Group Incorporated		
.0707	UnitedHealth Group Incorporated	.00000	98-1372060				UnitedHealthcare International VII S.à r.l.	LUX	NIA	UHC Finance (Ireland) Unlimited Company	Ownership	100.000	UnitedHealth Group Incorporated		
.0707	UnitedHealth Group Incorporated	.00000	98-1372062				UnitedHealthcare International VIII S.à r.l.	LUX	NIA	UnitedHealthcare International X S.à r.l.	Ownership	100.000	UnitedHealth Group Incorporated		
.0707	UnitedHealth Group Incorporated	.00000	98-1443728				UnitedHealthcare International X S.à r.l.	LUX	NIA	UnitedHealthcare International III S.à r.l.	Ownership	100.000	UnitedHealth Group Incorporated		
.0707	UnitedHealth Group Incorporated	.97179	86-0207231				UnitedHealthcare Life Insurance Company	WI	IA	Golden Rule Financial Corporation	Ownership	100.000	UnitedHealth Group Incorporated		
.0707	UnitedHealth Group Incorporated	.95784	63-0899562				UnitedHealthcare of Alabama, Inc.	AL	IA	UnitedHealthcare, Inc.	Ownership	100.000	UnitedHealth Group Incorporated		
.0707	UnitedHealth Group Incorporated	.96016	86-0507074				UnitedHealthcare of Arizona, Inc.	AZ	IA	UnitedHealthcare, Inc.	Ownership	100.000	UnitedHealth Group Incorporated		
.0707	UnitedHealth Group Incorporated	.95446	63-1036819				UnitedHealthcare of Arkansas, Inc.	AR	IA	UnitedHealthcare, Inc.	Ownership	100.000	UnitedHealth Group Incorporated		
.0707	UnitedHealth Group Incorporated	.95090	84-1004639				UnitedHealthcare of Colorado, Inc.	CO	IA	UnitedHealthcare, Inc.	Ownership	100.000	UnitedHealth Group Incorporated		
.0707	UnitedHealth Group Incorporated	.95264	59-1293865				UnitedHealthcare of Florida, Inc.	FL	IA	UnitedHealthcare, Inc.	Ownership	100.000	UnitedHealth Group Incorporated		
.0707	UnitedHealth Group Incorporated	.95850	58-1653544				UnitedHealthcare of Georgia, Inc.	GA	IA	UnitedHealthcare, Inc.	Ownership	100.000	UnitedHealth Group Incorporated		
.0707	UnitedHealth Group Incorporated	.95776	36-3280214				UnitedHealthcare of Illinois, Inc.	IL	IA	UnitedHealthcare, Inc.	Ownership	100.000	UnitedHealth Group Incorporated		
.0707	UnitedHealth Group Incorporated	.96644	62-1240316				UnitedHealthcare of Kentucky, Ltd.	KY	IA	United HealthCare Services, Inc.	Ownership	94.172	UnitedHealth Group Incorporated		
.0707	UnitedHealth Group Incorporated	.96644	62-1240316				UnitedHealthcare of Kentucky, Ltd.	KY	IA	UnitedHealthcare, Inc.	Ownership	5.828	UnitedHealth Group Incorporated		
.0707	UnitedHealth Group Incorporated	.95833	72-1074008				UnitedHealthcare of Louisiana, Inc.	LA	IA	UnitedHealthcare, Inc.	Ownership	100.000	UnitedHealth Group Incorporated		
.0707	UnitedHealth Group Incorporated	.95716	63-1036817				UnitedHealthcare of Mississippi, Inc.	MS	IA	UnitedHealthcare, Inc.	Ownership	100.000	UnitedHealth Group Incorporated		
.0707	UnitedHealth Group Incorporated	.95149	05-0413469				UnitedHealthcare of New England, Inc.	RI	IA	United HealthCare Services, Inc.	Ownership	100.000	UnitedHealth Group Incorporated		
.0707	UnitedHealth Group Incorporated	.13214	26-2697886				UnitedHealthcare of New Mexico, Inc.	NM	IA	UnitedHealthcare Insurance Company	Ownership	100.000	UnitedHealth Group Incorporated		
.0707	UnitedHealth Group Incorporated	.95085	06-1172891				UnitedHealthcare of New York, Inc.	NY	IA	AmeriChoice Corporation	Ownership	100.000	UnitedHealth Group Incorporated		
.0707	UnitedHealth Group Incorporated	.95103	56-1461010				UnitedHealthcare of North Carolina, Inc.	NC	IA	UnitedHealthcare, Inc.	Ownership	100.000	UnitedHealth Group Incorporated		
.0707	UnitedHealth Group Incorporated	.95186	31-1142815				UnitedHealthcare of Ohio, Inc.	OH	IA	United HealthCare Services, Inc.	Ownership	100.000	UnitedHealth Group Incorporated		
.0707	UnitedHealth Group Incorporated	.96903	33-0115166				UnitedHealthcare of Oklahoma, Inc.	OK	IA	United HealthCare Services, Inc.	Ownership	100.000	UnitedHealth Group Incorporated		
.0707	UnitedHealth Group Incorporated	.95893	93-0938819				UnitedHealthcare of Oregon, Inc.	OR	IA	United HealthCare Services, Inc.	Ownership	100.000	UnitedHealth Group Incorporated		
.0707	UnitedHealth Group Incorporated	.95220	25-1756858				UnitedHealthcare of Pennsylvania, Inc.	PA	IA	Three Rivers Holdings, Inc.	Ownership	100.000	UnitedHealth Group Incorporated		
.0707	UnitedHealth Group Incorporated	.95220	35-2674992				UnitedHealthcare of South Carolina, Inc.	SC	IA	UnitedHealthcare, Inc.	Ownership	100.000	UnitedHealth Group Incorporated		
.0707	UnitedHealth Group Incorporated	.95765	95-3939697				UnitedHealthcare of Texas, Inc.	TX	IA	UnitedHealthcare, Inc.	Ownership	100.000	UnitedHealth Group Incorporated		
.0707	UnitedHealth Group Incorporated	.95025	52-1130183				UnitedHealthcare of the Mid-Atlantic, Inc.	MD	IA	UnitedHealthcare, Inc.	Ownership	100.000	UnitedHealth Group Incorporated		
.0707	UnitedHealth Group Incorporated	.95591	47-0676824				UnitedHealthcare of the Midlands, Inc.	NE	IA	UnitedHealthcare, Inc.	Ownership	100.000	UnitedHealth Group Incorporated		
.0707	UnitedHealth Group Incorporated	.96385	43-1361841				UnitedHealthcare of the Midwest, Inc.	MO	IA	UnitedHealthcare, Inc.	Ownership	100.000	UnitedHealth Group Incorporated		
.0707	UnitedHealth Group Incorporated	.95501	41-1488563				UnitedHealthcare of Utah, Inc.	UT	IA	UnitedHealthcare, Inc.	Ownership	100.000	UnitedHealth Group Incorporated		
.0707	UnitedHealth Group Incorporated	.48038	91-1312551				UnitedHealthcare of Washington, Inc.	WA	IA	United HealthCare Services, Inc.	Ownership	100.000	UnitedHealth Group Incorporated		
.0707	UnitedHealth Group Incorporated	.95710	39-1555888				UnitedHealthcare of Wisconsin, Inc.	WI	IA	UnitedHealthcare, Inc.	Ownership	100.000	UnitedHealth Group Incorporated		
.0707	UnitedHealth Group Incorporated	.95378	36-3379945				UnitedHealthcare Plan of the River Valley, Inc.	IL	RE	UnitedHealthcare, Inc.	Ownership	100.000	UnitedHealth Group Incorporated		

STATEMENT AS OF MARCH 31, 2020 OF THE UnitedHealthcare Plan of the River Valley, Inc.

SCHEDULE Y
PART 1A - DETAIL OF INSURANCE HOLDING COMPANY SYSTEM

1	2	3	4	5	6	7	8	9	10	11	12	13	14	15	16
Group Code	Group Name	NAIC Company Code	ID Number	Federal RSSD	CIK	Name of Securities Exchange if Publicly Traded (U.S. or International)	Names of Parent, Subsidiaries Or Affiliates	Domiciliary Location	Relationship to Reporting Entity	Directly Controlled by (Name of Entity/Person)	Type of Control (Ownership, Board, Management, Attorney-in-Fact, Influence, Other)	If Control is Ownership Provide Percentage	Ultimate Controlling Entity(ies)/Person(s)	Is an SCA Filing Required? (Y/N)	*
		.00000	47-0854646				UnitedHealthcare Service LLC	DE	NIA	UnitedHealthcare Insurance Company	Ownership	100.000	UnitedHealth Group Incorporated		
		.00000	01-0518346				UnitedHealthcare Specialty Benefits, LLC	ME	NIA	Specialty Benefits, LLC	Ownership	100.000	UnitedHealth Group Incorporated		
		.00000	41-1922511				UnitedHealthcare, Inc.	DE	UDP	United HealthCare Services, Inc.	Ownership	100.000	UnitedHealth Group Incorporated		
		.00000	26-4219191				UpFront Insurance Agency, LLC	MIN	NIA	Savvysherpa, LLC	Ownership	100.000	UnitedHealth Group Incorporated		
		.00000	83-4657754				Upland Holdings, LLC	CA	NIA	NSC Upland, LLC	Ownership	58.990	UnitedHealth Group Incorporated		
		.00000	33-0812827				Upland Outpatient Surgical Center, L.P.	CA	NIA	NSC Upland, LLC	Ownership	51.000	UnitedHealth Group Incorporated		2
		.00000	26-0382877				Urgent Care Holdings, Inc.	DE	NIA	Optum Clinics Intermediate Holdings, Inc.	Ownership	100.000	UnitedHealth Group Incorporated		
		.00000	26-3667220				Urgent Care MSO, LLC	DE	NIA	Urgent Care Holdings, Inc.	Ownership	100.000	UnitedHealth Group Incorporated		
		.00000	75-2613230				Urology Associates of North Texas, P.L.L.C.	TX	NIA	USMD Affiliated Services	Ownership	100.000	UnitedHealth Group Incorporated		
		.00000	20-3887008				USHEALTH Academy, Inc.	TX	NIA	USHEALTH Group, Inc.	Ownership	100.000	UnitedHealth Group Incorporated		
		.00000	26-4163593				USHEALTH Administrators, LLC	DE	NIA	USHEALTH Group, Inc.	Ownership	100.000	UnitedHealth Group Incorporated		
		.00000	26-3887598				USHEALTH Advisors, L.L.C.	TX	NIA	USHEALTH Group, Inc.	Ownership	100.000	UnitedHealth Group Incorporated		
		.00000	75-2192748				USHEALTH Career Agency, Inc.	DE	NIA	USHEALTH Group, Inc.	Ownership	100.000	UnitedHealth Group Incorporated		
		.00000	75-2225185				USHEALTH Funding, Inc.	DE	NIA	USHEALTH Group, Inc.	Ownership	100.000	UnitedHealth Group Incorporated		
		.00000	73-1165000				USHEALTH Group, Inc.	DE	NIA	Golden Rule Financial Corporation	Ownership	100.000	UnitedHealth Group Incorporated		
		.00000	20-8048861				USMD Administrative Services, L.L.C.	TX	NIA	USMD Inc.	Ownership	100.000	UnitedHealth Group Incorporated		
		.00000	27-2956222				USMD Affiliated Services	TX	NIA	USMD Inc.	Ownership	100.000	UnitedHealth Group Incorporated		
		.00000	27-2803133				USMD Diagnostic Services, LLC	TX	NIA	Physician(s) owned	Influence	0.000	UnitedHealth Group Incorporated		4
		.00000	27-2866866				USMD Holdings, Inc.	DE	NIA	WellMed Medical Management, Inc.	Ownership	100.000	UnitedHealth Group Incorporated		
		.00000	20-8050318				USMD Inc.	TX	NIA	USMD Holdings, Inc.	Ownership	100.000	UnitedHealth Group Incorporated		
		.00000	73-1662757				USMD of Arlington GP, L.L.C.	TX	NIA	Physician(s) owned	Influence	0.000	UnitedHealth Group Incorporated		4
		.00000	35-2446102				USMD PPM, LLC	TX	NIA	USMD Inc.	Ownership	100.000	UnitedHealth Group Incorporated		
		.00000	87-0757396				Valley Physicians Network, Inc.	CA	NIA	PrimeCare Medical Network, Inc.	Ownership	100.000	UnitedHealth Group Incorporated		
		.00000	98-1443076				Vida Integra S.A.	CHL	NIA	Banmedica S.A.	Ownership	100.000	UnitedHealth Group Incorporated		
		.00000	98-1443076				Vida Integra S.A.	CHL	NIA	Saden S.A.	Ownership	0.000	UnitedHealth Group Incorporated		
		.00000	98-1444067				Vida Tres Internacional S.A.	CHL	NIA	Banmedica S.A.	Ownership	100.000	UnitedHealth Group Incorporated		
		.00000	98-1444067				Vida Tres Internacional S.A.	CHL	NIA	Saden S.A.	Ownership	0.000	UnitedHealth Group Incorporated		
		.00000					Virtual Therapeutics Corporation	DE	NIA	United HealthCare Services, Inc.	Influence	33.000	UnitedHealth Group Incorporated		5
		.00000					Vivify Health Canada, Inc.	CAN	NIA	Vivify Health, Inc.	Ownership	100.000	UnitedHealth Group Incorporated		
		.00000	27-1348358				Vivify Health, Inc.	DE	NIA	OptumHealth Care Solutions, LLC	Ownership	100.000	UnitedHealth Group Incorporated		
		.00000	36-4499777				Walnut Hill Surgery Center, LLC	TX	NIA	THR-SCA Holdings, LLC	Influence	0.000	UnitedHealth Group Incorporated		5
		.00000	36-3469841				Wauwatosa Outpatient Surgery Center, LLC	DE	NIA	Surgery Centers-West Holdings, LLC	Ownership	100.000	UnitedHealth Group Incorporated		
		.00000	36-3469839				Wauwatosa Surgery Center, Limited Partnership	WI	NIA	Wauwatosa Outpatient Surgery Center, LLC	Ownership	51.000	UnitedHealth Group Incorporated		2
		.00000	20-5429310				Wayland Square Surgicare Acquisition, L.P.	RI	NIA	Wayland Square Surgicare GP, Inc.	Ownership	99.000	UnitedHealth Group Incorporated		2
		.00000	75-2500274				Wayland Square Surgicare GP, Inc.	RI	NIA	Surgery Center Holding, LLC	Ownership	100.000	UnitedHealth Group Incorporated		
		.00000	46-2854394				Waypoint Minnesota PC	MIN	NIA	Physician(s) owned	Influence	0.000	UnitedHealth Group Incorporated		4
		.00000	46-3949765				Waypoint Minnesota Sports PC	MIN	NIA	Physician(s) owned	Influence	0.000	UnitedHealth Group Incorporated		4
		.00000					WebInsure Benefits, LLC	DE	NIA	hCentive, Inc.	Ownership	100.000	UnitedHealth Group Incorporated		
		.00000	74-2574229				WellMed Medical Group, P.A.	TX	NIA	Physician(s) owned	Influence	0.000	UnitedHealth Group Incorporated		4
		.00000	74-2797745				WellMed Medical Management of Florida, Inc.	FL	NIA	WellMed Medical Management, Inc.	Ownership	100.000	UnitedHealth Group Incorporated		
		.00000	74-2786364				WellMed Medical Management, Inc.	TX	NIA	Collaborative Care Holdings, LLC	Ownership	85.000	UnitedHealth Group Incorporated		2
		.00000	35-2314192				WellMed Network of Florida, Inc.	TX	NIA	Physician(s) owned	Influence	0.000	UnitedHealth Group Incorporated		4
		.00000	41-2250215				WellMed Networks - DFW, Inc.	TX	NIA	Physician(s) owned	Influence	0.000	UnitedHealth Group Incorporated		4
		.00000	74-2889447				WellMed Networks, Inc.	TX	NIA	Physician(s) owned	Influence	0.000	UnitedHealth Group Incorporated		4
		.00000	92-0183013				WellMed of Las Cruces, Inc.	TX	NIA	Physician(s) owned	Influence	0.000	UnitedHealth Group Incorporated		4
		.00000	27-2809113				West Coast Endoscopy Holdings, LLC	DE	NIA	SCA Surgery Holdings, LLC	Ownership	100.000	UnitedHealth Group Incorporated		
		.00000	86-0899846				West Valley Internal Medicine Associates, L.L.C.	AZ	NIA	Physician(s) owned	Influence	100.000	UnitedHealth Group Incorporated		4
		.00000	86-1029261				West Valley Urgent Care, LLC	AZ	NIA	Physician(s) owned	Influence	100.000	UnitedHealth Group Incorporated		4
		.00000	06-1521999				Western Connecticut Orthopedic Surgical Center, LLC	CT	NIA	SCA-Western Connecticut, LLC	Ownership	61.380	UnitedHealth Group Incorporated		2
		.00000	45-0636596				WESTMED Practice Partners LLC	DE	NIA	Collaborative Care Holdings, LLC	Ownership	100.000	UnitedHealth Group Incorporated		
		.00000	83-3608739				WillowB Labs LLC	DE	NIA	OptumRx, Inc.	Ownership	100.000	UnitedHealth Group Incorporated		

16.29

STATEMENT AS OF MARCH 31, 2020 OF THE UnitedHealthcare Plan of the River Valley, Inc.

SCHEDULE Y
PART 1A - DETAIL OF INSURANCE HOLDING COMPANY SYSTEM

1	2	3	4	5	6	7	8	9	10	11	12	13	14	15	16
Group Code	Group Name	NAIC Company Code	ID Number	Federal RSSD	CIK	Name of Securities Exchange if Publicly Traded (U.S. or International)	Names of Parent, Subsidiaries Or Affiliates	Domi-ciliary Loca-tion	Relation-ship to Reporting Entity	Directly Controlled by (Name of Entity/Person)	Type of Control (Ownership, Board, Management, Attorney-in-Fact, Influence, Other)	If Control is Ownership Provide Per-centage	Ultimate Controlling Entity(ies)/Person(s)	Is an SCA Filing Re-quired? (Y/N)	*
		.0000					Wilmington ASC, LLC	NC	NIA	SCA-Wilmington, LLC	Ownership	100.000	UnitedHealth Group Incorporated		
		.0000	27-4816583				Wilson Creek Surgical Center, LLC	TX	NIA	THR-SCA Holdings, LLC	Ownership	0.000	UnitedHealth Group Incorporated		2
		.0000	46-5548304				Winchester Endoscopy, LLC	IL	NIA	SCA-Winchester, LLC	Ownership	51.000	UnitedHealth Group Incorporated		2
		.0000	62-1525776				Winter Park Surgery Center, L.P.	TN	NIA	SCA-Winter Park, Inc.	Ownership	1.000	UnitedHealth Group Incorporated		2
		.0000	62-1587564				Winter Park, LLC	TN	NIA	SCA-Winter Park, Inc.	Ownership	51.000	UnitedHealth Group Incorporated		2
		.0000	45-2158334				WIND Medical, PLLC	TX	NIA	Physician(s) owned	Influence	0.000	UnitedHealth Group Incorporated		4
		.0000	45-4281054				XAS Infusion Suites, Inc.	TX	NIA	Diplomat Pharmacy, Inc.	Ownership	100.000	UnitedHealth Group Incorporated		
		.0000	52-2102846				XLHealth Corporation	MD	NIA	United HealthCare Services, Inc.	Ownership	100.000	UnitedHealth Group Incorporated		
		.0000	98-1107695				XLHealth Corporation India Private Limited	IND	NIA	XLHealth Corporation	Ownership	99.998	UnitedHealth Group Incorporated		
		.0000	98-1107695				XLHealth Corporation India Private Limited	IND	NIA	UnitedHealth International, Inc.	Ownership	0.002	UnitedHealth Group Incorporated		
		.0000	46-3537245				XLHome Michigan, P.C.	MI	NIA	Physician(s) owned	Influence	0.000	UnitedHealth Group Incorporated		4
		.0000	45-5530241				XLHome Northeast, P.C.	NJ	NIA	Physician(s) owned	Influence	0.000	UnitedHealth Group Incorporated		4
		.0000	46-2931689				XLHome Oklahoma, Inc.	OK	NIA	Physician(s) owned	Influence	0.000	UnitedHealth Group Incorporated		4
		.0000	27-3543997				XLHome, P.C.	MD	NIA	Physician(s) owned	Influence	0.000	UnitedHealth Group Incorporated		4
		.0000	11-3764012				Your Health Options Insurance Services, Inc.	CA	NIA	PrimeCare Medical Network, Inc.	Ownership	100.000	UnitedHealth Group Incorporated		

Asterisk	Explanation
1	TBD - Majority and/or Minority or additional shareholder information will be disclosed in a future reporting period.
2	The remaining percentage is owned by either: 1) non-affiliated entity(ies), 2) external shareholders, 3) outside investors or 4) multiple sources.
3	Currently undergoing a liquidation procedure
4	Represents a physician or physicians' owned entity, where the entity is deemed to be influenced by the ultimate owner.
5	Represents a minority-owned entity (with respect to the ultimate owner), where the ultimate owner is deemed to have influence over the entity.

SUPPLEMENTAL EXHIBITS AND SCHEDULES INTERROGATORIES

The following supplemental reports are required to be filed as part of your statement filing. However, in the event that your company does not transact the type of business for which the special report must be filed, your response of NO to the specific interrogatory will be accepted in lieu of filing a "NONE" report and a bar code will be printed below. If the supplement is required of your company but is not being filed for whatever reason enter SEE EXPLANATION and provide an explanation following the interrogatory questions.

	Response
1. Will the Medicare Part D Coverage Supplement be filed with the state of domicile and the NAIC with this statement?	NO

Explanation:

1.

Bar Code:

1. Medicare Part D Coverage Supplement [Document Identifier 365]



OVERFLOW PAGE FOR WRITE-INS

Additional Write-ins for Assets Line 25

	Current Statement Date			4 Prior Year Net Admitted Assets
	1 Assets	2 Nonadmitted Assets	3 Net Admitted Assets (Cols. 1 - 2)	
2504. Prepaid Commissions	4,187	4,187	0	0
2505. Interest Receivable on Note	3,695	3,695	0	0
2597. Summary of remaining write-ins for Line 25 from overflow page	7,882	7,882	0	0

SCHEDULE A - VERIFICATION

Real Estate

	1 Year to Date	2 Prior Year Ended December 31
1. Book/adjusted carrying value, December 31 of prior year		
2. Cost of acquired:		
2.1 Actual cost at time of acquisition		
2.2 Additional investment made after acquisition		
3. Current year change in encumbrances		
4. Total gain (loss) on disposals		
5. Deduct amounts received on disposals		
6. Total foreign exchange change in book/adjusted carrying value		
7. Deduct current year's other than temporary impairment recognized		
8. Deduct current year's depreciation		
9. Book/adjusted carrying value at the end of current period (Lines 1+2+3+4-5+6-7-8)		
10. Deduct total nonadmitted amounts		
11. Statement value at end of current period (Line 9 minus Line 10)		

NONE

SCHEDULE B - VERIFICATION

Mortgage Loans

	1 Year to Date	2 Prior Year Ended December 31
1. Book value/recorded investment excluding accrued interest, December 31 of prior year		
2. Cost of acquired:		
2.1 Actual cost at time of acquisition		
2.2 Additional investment made after acquisition		
3. Capitalized deferred interest and other		
4. Accrual of discount		
5. Unrealized valuation increase (decrease)		
6. Total gain (loss) on disposals		
7. Deduct amounts received on disposals		
8. Deduct amortization of premium and mortgage interest points and commitment fees		
9. Total foreign exchange change in book value/recorded investment excluding accrued interest		
10. Deduct current year's other than temporary impairment recognized		
11. Book value/recorded investment excluding accrued interest at end of current period (Lines 1+2+3+4+5+6-7-8+9-10)		
12. Total valuation allowance		
13. Subtotal (Line 11 plus Line 12)		
14. Deduct total nonadmitted amounts		
15. Statement value at end of current period (Line 13 minus Line 14)		

NONE

SCHEDULE BA - VERIFICATION

Other Long-Term Invested Assets

	1 Year to Date	2 Prior Year Ended December 31
1. Book/adjusted carrying value, December 31 of prior year	9,924,596	11,787,076
2. Cost of acquired:		
2.1 Actual cost at time of acquisition	0	0
2.2 Additional investment made after acquisition	0	0
3. Capitalized deferred interest and other	0	0
4. Accrual of discount	0	0
5. Unrealized valuation increase (decrease)	0	0
6. Total gain (loss) on disposals	0	0
7. Deduct amounts received on disposals	0	1,862,480
8. Deduct amortization of premium and depreciation	465,503	0
9. Total foreign exchange change in book/adjusted carrying value	0	0
10. Deduct current year's other than temporary impairment recognized	0	0
11. Book/adjusted carrying value at end of current period (Lines 1+2+3+4+5+6-7-8+9-10)	9,459,093	9,924,596
12. Deduct total nonadmitted amounts	0	0
13. Statement value at end of current period (Line 11 minus Line 12)	9,459,093	9,924,596

SCHEDULE D - VERIFICATION

Bonds and Stocks

	1 Year to Date	2 Prior Year Ended December 31
1. Book/adjusted carrying value of bonds and stocks, December 31 of prior year	630,872,476	580,414,742
2. Cost of bonds and stocks acquired	35,898,372	365,541,020
3. Accrual of discount	157,959	754,400
4. Unrealized valuation increase (decrease)	0	0
5. Total gain (loss) on disposals	113,693	4,503,371
6. Deduct consideration for bonds and stocks disposed of	35,595,921	315,997,350
7. Deduct amortization of premium	1,049,489	4,343,707
8. Total foreign exchange change in book/adjusted carrying value	0	0
9. Deduct current year's other than temporary impairment recognized	0	0
10. Total investment income recognized as a result of prepayment penalties and/or acceleration fees	0	0
11. Book/adjusted carrying value at end of current period (Lines 1+2+3+4+5-6-7+8-9+10)	630,397,090	630,872,476
12. Deduct total nonadmitted amounts	0	0
13. Statement value at end of current period (Line 11 minus Line 12)	630,397,090	630,872,476

STATEMENT AS OF MARCH 31, 2020 OF THE UnitedHealthcare Plan of the River Valley, Inc.

SCHEDULE D - PART 1B

Showing the Acquisitions, Dispositions and Non-Trading Activity
During the Current Quarter for all Bonds and Preferred Stock by NAIC Designation

NAIC Designation	1 Book/Adjusted Carrying Value Beginning of Current Quarter	2 Acquisitions During Current Quarter	3 Dispositions During Current Quarter	4 Non-Trading Activity During Current Quarter	5 Book/Adjusted Carrying Value End of First Quarter	6 Book/Adjusted Carrying Value End of Second Quarter	7 Book/Adjusted Carrying Value End of Third Quarter	8 Book/Adjusted Carrying Value December 31 Prior Year
BONDS								
1. NAIC 1 (a)	581,638,142	880,570,475	884,817,645	(8,461,100)	568,929,872	0	0	581,638,142
2. NAIC 2 (a)	83,813,095	699,944	1,719,000	7,555,834	90,349,873	0	0	83,813,095
3. NAIC 3 (a)	0	0	0	0	0	0	0	0
4. NAIC 4 (a)	0	0	0	0	0	0	0	0
5. NAIC 5 (a)	0	0	0	0	0	0	0	0
6. NAIC 6 (a)	0	0	0	0	0	0	0	0
7. Total Bonds	665,451,237	881,270,419	886,536,645	(905,266)	659,279,745	0	0	665,451,237
PREFERRED STOCK								
8. NAIC 1	0	0	0	0	0	0	0	0
9. NAIC 2	0	0	0	0	0	0	0	0
10. NAIC 3	0	0	0	0	0	0	0	0
11. NAIC 4	0	0	0	0	0	0	0	0
12. NAIC 5	0	0	0	0	0	0	0	0
13. NAIC 6	0	0	0	0	0	0	0	0
14. Total Preferred Stock	0	0	0	0	0	0	0	0
15. Total Bonds and Preferred Stock	665,451,237	881,270,419	886,536,645	(905,266)	659,279,745	0	0	665,451,237

(a) Book/Adjusted Carrying Value column for the end of the current reporting period includes the following amount of short-term and cash equivalent bonds by NAIC designation:

NAIC 1 \$ 28,578,678 ; NAIC 2 \$ 303,978 ; NAIC 3 \$ 0 ; NAIC 4 \$ 0 ; NAIC 5 \$ 0 ; NAIC 6 \$ 0

S102

SCHEDULE DA - PART 1

Short-Term Investments

	1	2	3	4	5
	Book/Adjusted Carrying Value	Par Value	Actual Cost	Interest Collected Year-to-Date	Paid for Accrued Interest Year-to-Date
9199999 Totals	28,882,656	xxx	28,924,679	131,310	5,783

SCHEDULE DA - VERIFICATION

Short-Term Investments

	1	2
	Year To Date	Prior Year Ended December 31
1. Book/adjusted carrying value, December 31 of prior year	29,830,879	29,036,669
2. Cost of short-term investments acquired	842,974,314	5,333,024,113
3. Accrual of discount	7,487	153,484
4. Unrealized valuation increase (decrease)	0	0
5. Total gain (loss) on disposals	(6,405)	0
6. Deduct consideration received on disposals	843,898,013	5,332,290,236
7. Deduct amortization of premium	25,606	93,151
8. Total foreign exchange change in book/adjusted carrying value	0	0
9. Deduct current year's other than temporary impairment recognized	0	0
10. Book/adjusted carrying value at end of current period (Lines 1+2+3+4+5-6-7+8-9)	28,882,656	29,830,879
11. Deduct total nonadmitted amounts	0	0
12. Statement value at end of current period (Line 10 minus Line 11)	28,882,656	29,830,879

Schedule DB - Part A - Verification - Options, Caps, Floors, Collars, Swaps and Forwards

N O N E

Schedule DB - Part B - Verification - Futures Contracts

N O N E

Schedule DB - Part C - Section 1 - Replication (Synthetic Asset) Transactions (RSATs) Open

N O N E

Schedule DB-Part C-Section 2-Reconciliation of Replication (Synthetic Asset) Transactions Open

N O N E

Schedule DB - Verification - Book/Adjusted Carrying Value, Fair Value and Potential Exposure of
Derivatives

N O N E

SCHEDULE E - PART 2 - VERIFICATION

(Cash Equivalents)

	1	2
	Year To Date	Prior Year Ended December 31
1. Book/adjusted carrying value, December 31 of prior year	76,062,090	359,812,156
2. Cost of cash equivalents acquired	783,685,621	4,419,263,643
3. Accrual of discount	4,383	14,158
4. Unrealized valuation increase (decrease)	(1,117)	5,683
5. Total gain (loss) on disposals	(8,609)	13,541
6. Deduct consideration received on disposals	657,388,521	4,703,047,091
7. Deduct amortization of premium	0	0
8. Total foreign exchange change in book/adjusted carrying value	0	0
9. Deduct current year's other than temporary impairment recognized	0	0
10. Book/adjusted carrying value at end of current period (Lines 1+2+3+4+5-6-7+8-9)	202,353,847	76,062,090
11. Deduct total nonadmitted amounts	0	0
12. Statement value at end of current period (Line 10 minus Line 11)	202,353,847	76,062,090

Schedule A - Part 2 - Real Estate Acquired and Additions Made

N O N E

Schedule A - Part 3 - Real Estate Disposed

N O N E

Schedule B - Part 2 - Mortgage Loans Acquired and Additions Made

N O N E

Schedule B - Part 3 - Mortgage Loans Disposed, Transferred or Repaid

N O N E

Schedule BA - Part 2 - Other Long-Term Invested Assets Acquired and Additions Made

N O N E

Schedule BA - Part 3 - Other Long-Term Invested Assets Disposed, Transferred or Repaid

N O N E

STATEMENT AS OF MARCH 31, 2020 OF THE UnitedHealthcare Plan of the River Valley, Inc.

SCHEDULE D - PART 3

Show All Long-Term Bonds and Stock Acquired During the Current Quarter

1	2	3	4	5	6	7	8	9	10
CUSIP Identification	Description	Foreign	Date Acquired	Name of Vendor	Number of Shares of Stock	Actual Cost	Par Value	Paid for Accrued Interest and Dividends	NAIC Designation and Administrative Symbol
912828-29-4	US Treasury Note 1.500% 02/15/30		02/28/2020	Barclays Group Inc.		5,796,000	5,600,000	3,692	1
912828-2A-1	US Treasury Note 1.125% 02/28/22		03/04/2020	Deutsche Bank		1,514,414	1,500,000	229	1
0599999. Subtotal - Bonds - U.S. Governments						7,310,414	7,100,000	3,921	XXX
03667P-GH-9	ANTELOPE VLY CA GO Cont Call 2.818% 08/01/38		02/14/2020	FBC Capital Markets		350,000	350,000	0	1FE
588223-TR-6	MIDWAY TX INDEP GO Cont Call 5.000% 08/15/31		02/26/2020	Piper Capital Management		4,731,065	3,555,000	0	1FE
588223-TV-7	MIDWAY TX INDEP GO Cont Call 4.000% 08/15/35		02/26/2020	Piper Capital Management		1,313,960	1,080,000	0	1FE
929831-QC-2	WACO TX GO Cont Call 4.000% 02/01/32		02/20/2020	Raymond James & Assoc		3,957,026	3,220,000	0	1FE
2499999. Subtotal - Bonds - U.S. Political Subdivisions of States, Territories and Possessions						10,352,051	8,205,000	0	XXX
3140J9-SN-2	FNMA Pool BMS024 MBS 3.000% 11/01/48		01/07/2020	JP Morgan Chase		1,388,353	1,356,455	791	1
64990G-A3-6	NEW YORK ST DORM Rev Bond Non Call 1.919% 07/01/29		02/26/2020	Merrill Lynch		1,500,000	1,500,000	0	1FE
73358W-3P-7	PORT AUTH OF NEW Rev Bond Cont Call 5.000% 11/01/30		02/20/2020	Jefferies and Company		2,835,076	2,150,000	24,188	1FE
3199999. Subtotal - Bonds - U.S. Special Revenues						5,723,429	5,006,455	24,979	XXX
14448C-AA-2	CARRIER GLOBAL Corp Note Call MW Prv Plc 2.722% 02/15/30		02/13/2020	Morgan Stanley		699,944	700,000	0	2FE
31677Q-BS-7	FIFTH THIRD BANK Corp Note Call 1.800% 01/30/23		01/28/2020	Morgan Stanley		1,523,719	1,525,000	0	1FE
46849L-TN-1	JACKSON NAT LIFE Corp Note Non Call 0.610% 01/06/23		01/08/2020	Goldman Sachs		966,000	966,000	0	1FE
58770F-AC-6	Mercedes-Benz Au MBALT 2020-A A3 ABS 1.840% 12/15/22		01/21/2020	Mitsubishi Bank LTD		2,424,680	2,425,000	0	1FE
65479N-AD-6	Nissan Auto Leas NALT 2020-A A3 ABS 1.840% 01/17/23		01/22/2020	CitiGroup		1,829,870	1,830,000	0	1FE
89236T-GS-8	TOYOTA MTR CRED Corp Note Non Call 1.832% 08/13/21		02/10/2020	CitiGroup		110,000	110,000	0	1FE
90331H-PJ-6	US BANK NA OHIO Corp Note Call 1.800% 01/21/22		01/16/2020	US Bank		4,958,264	4,960,000	0	1FE
3899999. Subtotal - Bonds - Industrial and Miscellaneous (Unaffiliated)						12,512,477	12,516,000	0	XXX
8399997. Total - Bonds - Part 3						35,898,371	32,827,455	28,900	XXX
8399998. Total - Bonds - Part 5						XXX	XXX	XXX	XXX
8399999. Total - Bonds						35,898,371	32,827,455	28,900	XXX
8999997. Total - Preferred Stocks - Part 3						0	XXX	0	XXX
8999998. Total - Preferred Stocks - Part 5						XXX	XXX	XXX	XXX
8999999. Total - Preferred Stocks						0	XXX	0	XXX
9799997. Total - Common Stocks - Part 3						0	XXX	0	XXX
9799998. Total - Common Stocks - Part 5						XXX	XXX	XXX	XXX
9799999. Total - Common Stocks						0	XXX	0	XXX
9899999. Total - Preferred and Common Stocks						0	XXX	0	XXX
9999999 - Totals						35,898,371	XXX	28,900	XXX

STATEMENT AS OF MARCH 31, 2020 OF THE UnitedHealthcare Plan of the River Valley, Inc.

SCHEDULE D - PART 4

Show All Long-Term Bonds and Stock Sold, Redeemed or Otherwise Disposed of During the Current Quarter

1	2	3	4	5	6	7	8	9	10	Change In Book/Adjusted Carrying Value					16	17	18	19	20	21	22
										11	12	13	14	15							
CUSIP Identification	Description	Foreign	Disposal Date	Name of Purchaser	Number of Shares of Stock	Consideration	Par Value	Actual Cost	Prior Year Book/Adjusted Carrying Value	Unrealized Valuation Increase/(Decrease)	Current Year's (Amortization)/Accretion	Current Year's Other Than Temporary Impairment Recognized	Total Change in Book/Adjusted Carrying Value (11 + 12 - 13)	Total Foreign Exchange Change in Book/Adjusted Carrying Value	Book/Adjusted Carrying Value at Disposal Date	Foreign Exchange Gain (Loss) on Disposal	Realized Gain (Loss) on Disposal	Total Gain (Loss) on Disposal	Bond Interest/Stock Dividends Received During Year	Stated Contractual Maturity Date	NAIC Designation and Administrative Symbol
912828-H5-2	US Treasury Note 1.250% 01/31/20		01/31/2020	Maturity		1,250,000	1,250,000	1,232,109	1,248,641	0	1,359	0	1,359	0	1,250,000	0	0	0	7,813	01/31/2020	1
912828-J8-4	US Treasury Note 1.375% 03/31/20		03/31/2020	Maturity		1,650,000	1,650,000	1,626,281	1,645,124	0	4,876	0	4,876	0	1,650,000	0	0	0	11,344	03/31/2020	1
912828-UQ-1	US Treasury Note 1.250% 02/29/20		02/29/2020	Maturity		1,650,000	1,650,000	1,623,863	1,646,330	0	3,670	0	3,670	0	1,650,000	0	0	0	10,313	02/29/2020	1
0599999	Subtotal - Bonds - U.S. Governments					4,550,000	4,550,000	4,482,253	4,540,095	0	9,905	0	9,905	0	4,550,000	0	0	0	29,470	XXX	XXX
366155-M3-0	GARLAND TX INDEP GO Non Call 5.000% 02/15/21		03/02/2020	Morgan Stanley		2,421,243	2,330,000	2,703,825	2,429,696	0	(15,164)	0	(15,164)	0	2,414,532	0	6,711	6,711	64,399	02/15/2021	1FE
2499999	Subtotal - Bonds - U.S. Political Subdivisions of States, Territories and Possessions					2,421,243	2,330,000	2,703,825	2,429,696	0	(15,164)	0	(15,164)	0	2,414,532	0	6,711	6,711	64,399	XXX	XXX
3128MJ-2L-3	FHLMC Pool G08778 MBS 3.000% 09/01/47		03/01/2020	Paydown		34,118	34,118	34,041	34,041	0	77	0	77	0	34,118	0	0	0	173	09/01/2047	1
3128MJ-3J-7	FHLMC Pool G08800 MBS 3.500% 02/01/48		03/01/2020	Paydown		83,219	83,219	83,901	83,889	0	(671)	0	(671)	0	83,219	0	0	0	476	02/01/2048	1
3128MJ-4A-5	FHLMC Pool G08816 MBS 3.500% 06/01/48		03/01/2020	Paydown		195,741	195,741	197,219	197,219	0	(1,478)	0	(1,478)	0	195,741	0	0	0	1,216	06/01/2048	1
3128MJ-6T-2	FHLMC Pool G08881 MBS 3.500% 06/01/49		03/01/2020	Paydown		172,543	172,543	176,856	176,826	0	(4,283)	0	(4,283)	0	172,543	0	0	0	1,025	06/01/2049	1
3128MJ-V5-6	FHLMC Pool G08635 MBS 3.000% 04/01/45		03/01/2020	Paydown		34,361	34,361	34,410	34,409	0	(47)	0	(47)	0	34,361	0	0	0	171	04/01/2045	1
3128MJ-XX-3	FHLMC Pool G08693 MBS 3.500% 02/01/46		03/01/2020	Paydown		66,736	66,736	68,076	68,062	0	(1,326)	0	(1,326)	0	66,736	0	0	0	391	02/01/2046	1
3128MJ-ZM-5	FHLMC Pool G08747 MBS 3.000% 01/01/47		03/01/2020	Paydown		93,207	93,207	93,032	93,033	0	174	0	174	0	93,207	0	0	0	466	01/01/2047	1
3128PC-2X-9	FHLMC Pool J01690 MBS 5.500% 04/01/21		03/01/2020	Paydown		1,112	1,112	1,110	1,110	0	2	0	2	0	1,112	0	0	0	10	04/01/2021	1
3128PE-4K-1	FHLMC Pool J03526 MBS 6.000% 10/01/21		03/01/2020	Paydown		4,486	4,486	4,561	4,499	0	(13)	0	(13)	0	4,486	0	0	0	39	10/01/2021	1
3128PE-4P-0	FHLMC Pool J03530 MBS 6.000% 10/01/21		03/01/2020	Paydown		4,529	4,529	4,593	4,539	0	(10)	0	(10)	0	4,529	0	0	0	45	10/01/2021	1
3128PE-PP-7	FHLMC Pool J08532 MBS 5.500% 08/01/23		03/01/2020	Paydown		9,542	9,542	9,650	9,581	0	(39)	0	(39)	0	9,542	0	0	0	88	08/01/2023	1
3128PJ-WF-5	FHLMC Pool J15146 MBS 4.500% 04/01/26		03/01/2020	Paydown		1,916	1,916	2,036	1,986	0	(71)	0	(71)	0	1,916	0	0	0	14	04/01/2026	1
3128PV-AA-2	FHLMC Pool J15427 MBS 4.500% 05/01/26		03/01/2020	Paydown		2,742	2,742	2,916	2,846	0	(104)	0	(104)	0	2,742	0	0	0	19	05/01/2026	1
3128PV-F3-9	FHLMC Pool J15586 MBS 4.500% 06/01/26		03/01/2020	Paydown		7,183	7,183	7,637	7,455	0	(272)	0	(272)	0	7,183	0	0	0	54	06/01/2026	1
312926-2P-2	FHLMC Pool A80782 MBS 6.000% 08/01/38		03/01/2020	Paydown		583	583	594	593	0	(9)	0	(9)	0	583	0	0	0	6	08/01/2038	1
31292L-YA-7	FHLMC Pool C04305 MBS 3.000% 11/01/42		03/01/2020	Paydown		8,155	8,155	8,504	8,465	0	(310)	0	(310)	0	8,155	0	0	0	44	11/01/2042	1
312972-LE-0	FHLMC Pool B19325 MBS 5.000% 05/01/20		03/01/2020	Paydown		1,733	1,733	1,698	1,727	0	6	0	6	0	1,733	0	0	0	15	05/01/2020	1
3132AE-EZ-5	FHLMC Pool ZT1952 MBS 4.000% 05/01/49		03/01/2020	Paydown		145,472	145,472	150,700	150,681	0	(5,209)	0	(5,209)	0	145,472	0	0	0	947	05/01/2049	1
3132AE-J8-0	FHLMC Pool ZT2087 MBS 4.000% 06/01/49		03/01/2020	Paydown		209,363	209,363	217,345	217,159	0	(7,796)	0	(7,796)	0	209,363	0	0	0	1,401	06/01/2049	1
3132AE-BC-8	FHLMC POOL SD0035 MBS 3.000% 04/01/47		03/01/2020	Paydown		83,241	83,241	84,685	83,241	0	(1,430)	0	(1,430)	0	83,241	0	0	0	435	04/01/2047	1
3132DV-3P-8	FHLMC Pool SD8006 MBS 4.000% 08/01/49		03/01/2020	Paydown		214,456	214,456	222,582	222,586	0	(8,130)	0	(8,130)	0	214,456	0	0	0	1,502	08/01/2049	1
3132F-JS-7	FHLMC Pool Q02073 MBS 4.500% 07/01/41		03/01/2020	Paydown		13,365	13,365	14,421	14,421	0	(1,056)	0	(1,056)	0	13,365	0	0	0	99	07/01/2041	1
3132VF-JF-0	FHLMC Pool Q09862 MBS 3.500% 08/01/42		03/01/2020	Paydown		18,578	18,578	19,858	19,722	0	(1,144)	0	(1,144)	0	18,578	0	0	0	109	08/01/2042	1
3132HQ-DB-5	FHLMC Pool Q13698 MBS 3.000% 12/01/42		03/01/2020	Paydown		55,045	55,045	57,642	57,387	0	(2,342)	0	(2,342)	0	55,045	0	0	0	163	12/01/2042	1
3132HQ-MA-1	FHLMC Pool Q13979 MBS 3.000% 12/01/42		03/01/2020	Paydown		5,003	5,003	5,238	5,212	0	(209)	0	(209)	0	5,003	0	0	0	25	12/01/2042	1
3132JA-PW-9	FHLMC Pool Q19036 MBS 3.500% 06/01/43		03/01/2020	Paydown		29,439	29,439	30,515	30,447	0	(1,008)	0	(1,008)	0	29,439	0	0	0	151	06/01/2043	1
3132L6-ST-9	FHLMC Pool V81430 MBS 4.000% 11/01/44		03/01/2020	Paydown		58,863	58,863	61,107	61,064	0	(2,201)	0	(2,201)	0	58,863	0	0	0	422	11/01/2044	1
3132MA-VC-2	FHLMC Pool Q29911 MBS 3.500% 11/01/44		03/01/2020	Paydown		42,420	42,420	44,634	44,497	0	(2,077)	0	(2,077)	0	42,420	0	0	0	224	11/01/2044	1
3132OL-BR-3	FHLMC Pool Q30047 MBS 3.500% 11/01/44		03/01/2020	Paydown		34,226	34,226	35,434	35,368	0	(1,142)	0	(1,142)	0	34,226	0	0	0	199	11/01/2044	1
3132OM-6F-3	FHLMC Pool Q31769 MBS 4.000% 03/01/45		03/01/2020	Paydown		2,639	2,639	2,806	2,797	0	(158)	0	(158)	0	2,639	0	0	0	18	03/01/2045	1
3132ON-XX-2	FHLMC Pool Q32493 MBS 4.000% 04/01/45		03/01/2020	Paydown		139,656	139,656	148,340	148,038	0	(8,382)	0	(8,382)	0	139,656	0	0	0	1,177	04/01/2045	1
3132WH-SN-1	FHLMC Pool Q44452 MBS 3.000% 11/01/46		03/01/2020	Paydown		41,648	41,648	41,449	41,451	0	197	0	197	0	41,648	0	0	0	201	11/01/2046	1
3132XU-SH-9	FHLMC Pool Q52319 MBS 3.500% 11/01/47		03/01/2020	Paydown		107,007	107,007	107,228	107,226	0	(219)	0	(219)	0	107,007	0	0	0	639	11/01/2047	1
3132Y1-VY-4	FHLMC Pool Q57923 MBS 4.000% 08/01/48		03/01/2020	Paydown		169,032	169,032	173,779	173,607	0	(4,575)	0	(4,575)	0	169,032	0	0	0	1,105	08/01/2048	1
3132Z2-RF-5	FHLMC Pool Q58855 MBS 4.000% 09/01/48		03/01/2020	Paydown		104,969	104,969	107,995	107,911	0	(2,942)	0	(2,942)	0	104,969	0	0	0	677	09/01/2048	1
31335A-HP-6	FHLMC Pool Q60238 MBS 3.500% 10/01/45		03/01/2020	Paydown		63,499	63,499	66,305	66,305	0	(2,807)	0	(2,807)	0	63,499	0	0	0	358	10/01/2045	1
3136AN-GF-8	FNMA FNM 2015-22 HT RMBS 3.000% 04/25/45		03/01/2020	Paydown		15,775	15,775	16,424	16,111	0	(336)	0	(336)	0	15,775	0	0	0	79	04/25/2045	1
3137BP-WH-8	FHLMC FHMS K152 A1 CMBS 2.830% 05/25/30		03/01/2020	Paydown		8,078	8,078	8,239	8,175	0	(97)	0	(97)	0	8,078	0	0	0	39	05/25/2030	1
3138A2-BQ-1	FNMA Pool AH0946 MBS 4.000% 12/01/40		03/01/2020	Paydown		6,846	6,846	7,196	7,162	0	(316)	0	(316)	0	6,846	0	0	0	47	12/01/2040	1
3138AP-OP-0	FNMA Pool A19109 MBS 4.000% 05/01/42		03/01/2020	Paydown		14,149	14,149	15,270	15,161	0	(1,012)	0	(1,012)	0	14,149	0	0	0	94	05/01/2042	1
3138AT-CX-6	FNMA Pool AJ1885 MBS 3.000% 03/01/42		03/01/2020	Paydown		823	823	872	866	0	(42)	0	(42)	0	823	0	0	0	2	03/01/2042	1
3138AW-EN-9	FNMA Pool AJ4640 MBS 4.000% 10/01/41		03/01/2020	Paydown		9,319	9,319	9,836	9,789	0	(470)	0	(470)	0	9,319	0	0	0	52	10/01/2041	1
3138																					

STATEMENT AS OF MARCH 31, 2020 OF THE UnitedHealthcare Plan of the River Valley, Inc.

SCHEDULE D - PART 4

Show All Long-Term Bonds and Stock Sold, Redeemed or Otherwise Disposed of During the Current Quarter

1	2	3	4	5	6	7	8	9	10	Change In Book/Adjusted Carrying Value					16	17	18	19	20	21	22
										11	12	13	14	15							
CUSIP Identification	Description	Foreign	Disposal Date	Name of Purchaser	Number of Shares of Stock	Consideration	Par Value	Actual Cost	Prior Year Book/ Adjusted Carrying Value	Unrealized Valuation Increase/ (Decrease)	Current Year's (Amortization)/ Accretion	Current Year's Other Than Temporary Impairment Recognized	Total Change in Book/ Adjusted Carrying Value (11 + 12 - 13)	Total Foreign Exchange Change in Book /Adjusted Carrying Value	Book/ Adjusted Carrying Value at Disposal Date	Foreign Exchange Gain (Loss) on Disposal	Realized Gain (Loss) on Disposal	Total Gain (Loss) on Disposal	Bond Interest/ Stock Dividends Received During Year	Stated Contractual Maturity Date	NAIC Designation and Administrative Symbol
3138M7-TC-6	FNMA Pool AP1446 MBS 3.500% 08/01/42		03/01/2020	Paydown		3,957	3,957	4,234	4,205	.0	(248)	.0	(248)	.0	3,957	.0	.0	.0	.22	08/01/2042	1
3138M7-6J-9	FNMA Pool AP4472 MBS 3.500% 08/01/42		03/01/2020	Paydown		5,360	5,360	5,718	5,682	.0	(322)	.0	(322)	.0	5,360	.0	.0	.0	.18	08/01/2042	1
3138M9-3C-3	FNMA Pool AP6194 MBS 3.500% 08/01/42		03/01/2020	Paydown		18,838	18,838	20,203	20,057	.0	(1,220)	.0	(1,220)	.0	18,838	.0	.0	.0	.159	08/01/2042	1
3138M9-VP-3	FNMA Pool AP6021 MBS 3.000% 04/01/43		03/01/2020	Paydown		36,342	36,342	37,239	37,159	.0	(817)	.0	(817)	.0	36,342	.0	.0	.0	.153	04/01/2043	1
3138MK-VC-7	FNMA Pool A04210 MBS 3.000% 11/01/42		03/01/2020	Paydown		35,074	35,074	36,948	36,733	.0	(1,659)	.0	(1,659)	.0	35,074	.0	.0	.0	.231	11/01/2042	1
3138MS-44-1	FNMA Pool A09266 MBS 3.000% 12/01/42		03/01/2020	Paydown		26,517	26,517	27,889	27,742	.0	(1,225)	.0	(1,225)	.0	26,517	.0	.0	.0	.132	12/01/2042	1
3138NI-YS-3	FNMA Pool A06688 MBS 3.000% 12/01/42		03/01/2020	Paydown		3,537	3,537	3,714	3,693	.0	(156)	.0	(156)	.0	3,537	.0	.0	.0	.22	12/01/2042	1
3138WC-F3-2	FNMA Pool AS2885 MBS 3.500% 07/01/44		03/01/2020	Paydown		26,372	26,372	27,031	26,983	.0	(611)	.0	(611)	.0	26,372	.0	.0	.0	.99	07/01/2044	1
3138WF-M4-5	FNMA Pool AS5778 MBS 3.500% 09/01/45		03/01/2020	Paydown		54,725	54,725	55,529	55,510	.0	(784)	.0	(784)	.0	54,725	.0	.0	.0	.266	09/01/2045	1
3138WG-YP-3	FNMA Pool AS7017 MBS 3.500% 04/01/46		03/01/2020	Paydown		20,755	20,755	21,903	21,844	.0	(1,089)	.0	(1,089)	.0	20,755	.0	.0	.0	.155	04/01/2046	1
3138WK-3E-3	FNMA Pool AS9796 MBS 3.500% 06/01/47		03/01/2020	Paydown		55,992	55,992	55,755	55,757	.0	234	.0	234	.0	55,992	.0	.0	.0	.357	06/01/2047	1
3138WK-XE-0	FNMA Pool AS9676 MBS 4.000% 05/01/47		03/01/2020	Paydown		44,379	44,379	46,730	46,724	.0	(2,344)	.0	(2,344)	.0	44,379	.0	.0	.0	.296	05/01/2047	1
3138X9-NS-4	FNMA Pool AU9656 MBS 4.500% 09/01/43		03/01/2020	Paydown		2,350	2,350	2,549	2,539	.0	(190)	.0	(190)	.0	2,350	.0	.0	.0	.18	09/01/2043	1
3138XE-TZ-1	FNMA Pool AV3267 MBS 5.000% 12/01/43		03/01/2020	Paydown		5,334	5,334	5,977	5,954	.0	(620)	.0	(620)	.0	5,334	.0	.0	.0	.45	12/01/2043	1
3138Y7-D9-0	FNMA Pool AX5527 MBS 3.500% 06/01/46		03/01/2020	Paydown		3,940	3,940	4,195	4,183	.0	(242)	.0	(242)	.0	3,940	.0	.0	.0	.23	06/01/2046	1
3138YA-FD-2	FNMA Pool AX8263 MBS 4.000% 12/01/44		03/01/2020	Paydown		39,641	39,641	42,218	42,119	.0	(2,477)	.0	(2,477)	.0	39,641	.0	.0	.0	.385	12/01/2044	1
3138YB-DG-5	FNMA Pool AX9102 MBS 4.500% 11/01/44		03/01/2020	Paydown		173,596	173,596	189,002	188,176	.0	(14,580)	.0	(14,580)	.0	173,596	.0	.0	.0	1,929	11/01/2044	1
3138YN-MS-3	FNMA Pool AY8468 MBS 4.000% 08/01/45		03/01/2020	Paydown		52,571	52,571	56,087	55,900	.0	(3,329)	.0	(3,329)	.0	52,571	.0	.0	.0	.350	08/01/2045	1
31407N-FK-4	FNMA Pool 835470 MBS 5.000% 09/01/20		03/01/2020	Paydown		1,867	1,867	1,829	1,856	.0	.11	.0	.11	.0	1,867	.0	.0	.0	.15	09/01/2020	1
31407S-GA-4	FNMA Pool 839093 MBS 5.000% 10/01/20		03/01/2020	Paydown		1,632	1,632	1,600	1,622	.0	.9	.0	.9	.0	1,632	.0	.0	.0	.14	10/01/2020	1
3140EO-60-3	FNMA Pool AZ8078 MBS 3.500% 08/01/45		03/01/2020	Paydown		1,651	1,651	1,716	1,712	.0	(61)	.0	(61)	.0	1,651	.0	.0	.0	.10	08/01/2045	1
3140EII-AM-7	FNMA Pool BC1811 MBS 3.000% 04/01/46		03/01/2020	Paydown		7,714	7,714	8,004	7,989	.0	(275)	.0	(275)	.0	7,714	.0	.0	.0	.35	04/01/2046	1
3140FO-US-1	FNMA Pool BC5092 MBS 3.500% 11/01/43		03/01/2020	Paydown		43,144	43,144	45,937	45,784	.0	(2,640)	.0	(2,640)	.0	43,144	.0	.0	.0	.145	11/01/2043	1
3140F1-YH-9	FNMA Pool BC6111 MBS 3.500% 06/01/46		03/01/2020	Paydown		33,228	33,228	35,684	35,571	.0	(2,343)	.0	(2,343)	.0	33,228	.0	.0	.0	.194	06/01/2046	1
3140F5-DT-7	FNMA Pool BC9113 MBS 3.500% 05/01/46		03/01/2020	Paydown		4,124	4,124	4,415	4,402	.0	(278)	.0	(278)	.0	4,124	.0	.0	.0	.21	05/01/2046	1
3140F9-RX-5	FNMA Pool BD2301 MBS 3.000% 06/01/46		03/01/2020	Paydown		10,954	10,954	11,422	11,397	.0	(442)	.0	(442)	.0	10,954	.0	.0	.0	.25	06/01/2046	1
3140FX-DB-2	FNMA Pool BF0126 MBS 3.500% 07/01/56		03/01/2020	Paydown		44,313	44,313	44,564	44,558	.0	(245)	.0	(245)	.0	44,313	.0	.0	.0	.264	07/01/2056	1
3140FX-GC-0	FNMA Pool BF0194 MBS 4.500% 07/01/40		03/01/2020	Paydown		57,687	57,687	62,744	62,670	.0	(4,983)	.0	(4,983)	.0	57,687	.0	.0	.0	.423	07/01/2040	1
3140GP-4K-1	FNMA Pool BH1725 MBS 4.000% 06/01/47		03/01/2020	Paydown		88,927	88,927	93,929	93,800	.0	(4,873)	.0	(4,873)	.0	88,927	.0	.0	.0	.626	06/01/2047	1
3140J6-GP-6	FNMA Pool BM2005 MBS 4.000% 12/01/47		03/01/2020	Paydown		85,654	85,654	88,511	88,460	.0	(2,806)	.0	(2,806)	.0	85,654	.0	.0	.0	.568	12/01/2047	1
3140J8-MR-1	FNMA Pool BM3967 MBS 4.000% 11/01/46		03/01/2020	Paydown		48,421	48,421	52,042	52,009	.0	(3,587)	.0	(3,587)	.0	48,421	.0	.0	.0	.308	11/01/2046	1
3140J9-VQ-3	FNMA Pool BM4222 MBS 3.000% 01/01/44		03/01/2020	Paydown		92,066	92,066	94,777	94,757	.0	(2,691)	.0	(2,691)	.0	92,066	.0	.0	.0	.445	01/01/2044	1
3140J9-OR-5	FNMA Pool BM4963 MBS 3.000% 05/01/48		03/01/2020	Paydown		24,553	24,553	25,146	25,141	.0	(588)	.0	(588)	.0	24,553	.0	.0	.0	.123	05/01/2048	1
3140J9-SN-2	FNMA Pool BM5024 MBS 3.000% 11/01/48		03/01/2020	Paydown		36,373	36,373	37,229	37,229	.0	(855)	.0	(855)	.0	36,373	.0	.0	.0	.148	11/01/2048	1
3140J9-UB-2	FNMA Pool BM5106 MBS 4.500% 12/01/48		03/01/2020	Paydown		99,211	99,211	106,659	106,597	.0	(7,387)	.0	(7,387)	.0	99,211	.0	.0	.0	.729	12/01/2048	1
3140JA-OP-0	FNMA Pool BM5509 MBS 5.000% 02/01/49		03/01/2020	Paydown		64,594	64,594	70,468	70,350	.0	(5,756)	.0	(5,756)	.0	64,594	.0	.0	.0	.510	02/01/2049	1
3140JA-EM-6	FNMA Pool BM5539 MBS 5.000% 01/01/49		03/01/2020	Paydown		133,339	133,339	146,527	146,244	.0	(12,905)	.0	(12,905)	.0	133,339	.0	.0	.0	1,103	01/01/2049	1
3140JA-FG-8	FNMA Pool BM5566 MBS 4.500% 02/01/49		03/01/2020	Paydown		58,361	58,361	61,434	61,408	.0	(3,047)	.0	(3,047)	.0	58,361	.0	.0	.0	.422	02/01/2049	1
3140JA-ND-6	FNMA Pool BM5787 MBS 4.000% 08/01/47		03/01/2020	Paydown		68,935	68,935	71,154	71,124	.0	(2,189)	.0	(2,189)	.0	68,935	.0	.0	.0	.431	08/01/2047	1
3140JA-PG-7	FNMA Pool BM5822 MBS 3.000% 11/01/48		03/01/2020	Paydown		46,373	46,373	46,830	46,824	.0	(451)	.0	(451)	.0	46,373	.0	.0	.0	.231	11/01/2048	1
3140JM-ZF-2	FNMA Pool BN5241 MBS 4.500% 02/01/49		03/01/2020	Paydown		86,975	86,975	90,597	90,448	.0	(3,473)	.0	(3,473)	.0	86,975	.0	.0	.0	.662	02/01/2049	1
3140O7-SV-5	FNMA Pool CA0859 MBS 3.500% 12/01/47		03/01/2020	Paydown		115,446	115,446	118,909	118,882	.0	(3,437)	.0	(3,437)	.0	115,446	.0	.0	.0	.715	12/01/2047	1
3140O9-ZD-8	FNMA Pool CA2539 MBS 4.000% 10/01/48		03/01/2020	Paydown		108,207	108,207	111,521	111,510	.0	(3,304)	.0	(3,304)	.0	108,207	.0	.0	.0	.659	10/01/2048	1
3140OA-AJ-9	FNMA Pool CA2708 MBS 4.000% 05/01/48		03/01/2020	Paydown		146,669	146,669	150,021	149,959	.0	(3,290)	.0	(3,290)	.0	146,669	.0	.0	.0	.903	05/01/2048	1
3140X4-DF-0	FNMA Pool FH1001 MBS 3.500% 11/01/48		03/01/2020	Paydown		97,905	97,905	100,766	100,745	.0	(2,840)	.0	(2,840)	.0	97,905	.0	.0	.0	.718	11/01/2048	1
3140X4-DQ-6	FNMA Pool FH1010 MBS 3.500% 07/01/48		03/01/2020	Paydown		92,406	92,406	95,612	95,577	.0	(3,170)	.0	(3,170)	.0	92,406	.0	.0	.0	.546	07/01/2048	1
3140X4-PB-6	FNMA Pool FH1317 MBS 4.000% 10/01/48		03/01/2020	Paydown		141,121	141,121	149,258	149,176	.0	(8,055)	.0	(8,055)	.0	141,121	.0	.0	.0	.978	10/01/2048	1
3140X4-TQ-9	FNMA Pool FH1458 MBS 4.500% 04/01/49		03/01/2020	Paydown		184,177	184,177	194,408	193,846	.0	(9,669)	.0	(9,669)	.0	184,177	.0	.0	.0	1,304	04/01/2049	1
31410X-VR-4	FNMA Pool 900724 MBS 5.500% 08/01/21		03/01/2020	Paydown		458	458	457	457	.0	.1	.0	.1	.0	458	.0	.0	.0	.4	08/01/2021	1
31412V-AG-3	FNMA Pool 935707 MBS 5.000% 11/01/24		03/01/2020	Paydown		9,182	9,182	9,780	9,466	.0	(284)	.0	(284)	.0	9,182	.0	.0	.0	.62	11/01/2024	1
31414F-K9-1	FNMA Pool 964820 MBS 5.000% 08/01/23		03/01/2020	Paydown		9,730	9,730	9,821	9,754	.0	(25)	.0	(25)	.0	9,730	.0	.0	.0	.91	08/01/2023	1
31416B-RB-6	FNMA Pool 995182 MBS 5.500% 06/01/20		03/01/2020	Paydown		3	3	3	3	.0	.0	.0	.0	.0	3	.0	.0	.0	.0	06/01/2020	1
31416T-2S-7	FNMA Pool AA9784 MBS 5.000% 07/01/24		03/01/2020	Paydown		13,872	13,872	14,405	14,104	.0	(232)	.0	(232)	.0	13,872	.0	.0	.0	.115	07/01/2024	1
31416V-Y6-5	FNMA Pool AB0732 MBS 4.000% 06/01/39		03/01/2020	Paydown		4,788	4,788	5,089	5												

STATEMENT AS OF MARCH 31, 2020 OF THE UnitedHealthcare Plan of the River Valley, Inc.

SCHEDULE D - PART 4

Show All Long-Term Bonds and Stock Sold, Redeemed or Otherwise Disposed of During the Current Quarter

1	2	3	4	5	6	7	8	9	10	Change In Book/Adjusted Carrying Value					16	17	18	19	20	21	22
										11	12	13	14	15							
CUSIP Identification	Description	Foreign	Disposal Date	Name of Purchaser	Number of Shares of Stock	Consideration	Par Value	Actual Cost	Prior Year Book/ Adjusted Carrying Value	Unrealized Valuation Increase/(Decrease)	Current Year's (Amortization)/ Accretion	Current Year's Other Than Temporary Impairment Recognized	Total Change in Book/ Adjusted Carrying Value (11 + 12 - 13)	Total Foreign Exchange Change in Book /Adjusted Carrying Value	Book/ Adjusted Carrying Value at Disposal Date	Foreign Exchange Gain (Loss) on Disposal	Realized Gain (Loss) on Disposal	Total Gain (Loss) on Disposal	Bond Interest/ Stock Dividends Received During Year	Stated Contractual Maturity Date	NAIC Designation and Administrative Symbol
31418D-ZJ-6	FNMA Pool MA3444 MBS 4.500% 08/01/48		03/01/2020	Paydown		161,461	161,461	167,655	167,524	0	(6,063)	0	(6,063)	0	161,461	0	0	0	1,162	08/01/2048	1
31418D-CB-6	FNMA Pool MA3665 MBS 4.500% 05/01/49		03/01/2020	Paydown		124,854	124,854	130,580	130,529	0	(5,675)	0	(5,675)	0	124,854	0	0	0	953	05/01/2049	1
35563P-JF-7	FHLMC SCRT-2019-1 MA RMBS 3.500% 07/25/58		03/01/2020	Paydown		54,050	54,050	54,361	54,312	0	(261)	0	(261)	0	54,050	0	0	0	332	07/25/2058	1
35563P-JK-6	FHLMC FHLMC 2019-1 M5SD RMBS 4.000%		03/01/2020	Paydown		38,960	38,960	39,904	39,852	0	(892)	0	(892)	0	38,960	0	0	0	225	07/25/2058	1
452252-KA-6	ILLINOIS ST TOLL Rev Bond Non Call 5.000%		02/12/2020	CitiGroup		1,552,455	1,500,000	1,772,430	1,547,208	0	(5,423)	0	(5,423)	0	1,541,785	0	10,670	10,670	46,042	01/01/2021	1FE
58261A-JH-1	MET TRANSPRTN AU Rev Bond Non Call 5.000%		11/15/21			4,249,446	3,980,000	4,631,702	4,228,572	0	(21,985)	0	(21,985)	0	4,206,587	0	42,859	42,859	59,147	11/15/2021	1FE
93978H-GB-5	WASHINGTON ST HL Rev Bond Non Call 5.000%		10/01/21			3,595,205	3,380,000	3,849,414	3,559,312	0	(17,366)	0	(17,366)	0	3,541,946	0	53,259	53,259	71,825	10/01/2021	1FE
3199999.Subtotal - Bonds - U.S. Special Revenues						15,423,349	14,886,243	16,515,566	15,548,925	0	(269,594)	0	(269,594)	0	15,316,561	0	106,788	106,788	216,305	XXX	XXX
00912X-AJ-3	AIR LEASE CORP Corp Note MW 4.750% 03/01/20		03/01/2020	Maturity		104,000	104,000	105,566	104,257	0	(257)	0	(257)	0	104,000	0	0	0	2,470	03/01/2020	2
03066D-AF-4	AmeriCredit Auto AMCAR 2016-3 C ABS 2.240%		04/08/22			245,533	245,533	245,512	245,522	0	11	0	11	0	245,533	0	0	0	1,375	04/08/2022	1FE
03066F-AE-1	AmeriCredit Auto AMCAR 2017-4 A3 ABS 2.040%		07/18/22			413,257	413,257	413,246	413,239	0	18	0	18	0	413,257	0	0	0	1,377	07/18/2022	1FE
03066L-AB-4	AmeriCredit Auto AMCAR 2018-2 A2A ABS 2.860%		11/18/21			653,401	653,401	653,349	653,334	0	67	0	67	0	653,401	0	0	0	3,088	11/18/2021	1FE
14042R-FH-9	CAPITAL ONE NA Corp Note Call 2.350%		01/31/20			800,000	800,000	790,360	799,358	0	642	0	642	0	800,000	0	0	0	9,400	01/31/2020	2FE
14314J-AC-4	CarMax Auto Owne CARMX 2017-1 A3 ABS 1.980%		11/15/21			51,743	51,743	51,957	51,769	0	(26)	0	(26)	0	51,743	0	0	0	169	11/15/2021	1FE
14314R-AC-6	CarMax Auto Owne CARMX 2017-4 A3 ABS 2.110%		10/17/22			415,223	415,223	408,929	413,163	0	2,060	0	2,060	0	415,223	0	0	0	1,450	10/17/2022	1FE
165183-BY-9	Chesapeake Fundl CFII 2019-1A A1 ABS Prv Plc 2.940%		04/15/31			217,117	217,117	217,084	217,092	0	24	0	24	0	217,117	0	0	0	1,066	04/15/2031	1FE
17326F-AA-5	CITIGROUP COMMERCIAL 2017-C4 A1 CMBS 2.12%		10/12/50			33,277	33,277	33,276	33,263	0	13	0	13	0	33,277	0	0	0	121	10/12/2050	1FM
17401Q-AG-6	CITIZENS BANK NA Corp Note Call 2.250%		03/02/20			280,000	280,000	275,853	279,423	0	577	0	577	0	280,000	0	0	0	3,150	03/02/2020	2FE
29373F-AB-0	Enterprise Fleet EFF 2018-2 A2 ABS Prv Plc 3.140%		02/20/24			407,620	407,620	407,558	407,584	0	36	0	36	0	407,620	0	0	0	2,167	02/20/2024	1FE
29374A-AB-0	Enterprise Fleet EFF 2019-1 A2 ABS Prv Plc 2.980%		10/22/24			185,775	185,775	185,774	185,771	0	5	0	5	0	185,775	0	0	0	1,053	10/22/2024	1FE
29379V-AF-0	ENTERPRISE PRODU Corp Note MW 5.250%		01/31/20			94,000	94,000	95,895	94,132	0	(132)	0	(132)	0	94,000	0	0	0	2,468	01/31/2020	2FE
31680Y-AB-3	Fifth Third Auto FITAT 2019-1 A2A ABS 2.660%		05/16/22			710,047	710,047	710,008	710,012	0	35	0	35	0	710,047	0	0	0	3,093	05/16/2022	1FE
34532E-AE-5	Ford Credit Auto FORD 2016-B A4 ABS 1.520%		08/15/21			536,054	536,054	533,437	535,836	0	218	0	218	0	536,054	0	0	0	1,217	08/15/2021	1FE
36253K-AD-3	GM Financial Aut GMAIT 2018-2 A3 ABS 3.060%		06/21/21			505,791	505,791	505,762	505,770	0	21	0	21	0	505,791	0	0	0	2,573	06/21/2021	1FE
36256G-AD-1	GM Financial Aut GMAIT 2018-3 A3 ABS 3.180%		06/21/21			512,278	512,278	512,238	512,256	0	22	0	22	0	512,278	0	0	0	3,160	06/21/2021	1FE
38013M-AE-6	GM Financial Aut GMAIT 2017-2 A4 ABS 2.180%		06/21/21			1,528,223	1,528,223	1,527,913	1,528,124	0	99	0	99	0	1,528,223	0	0	0	3,013	06/21/2021	1FE
39154T-AQ-1	GREAT AMERICA LE GALC 2018-1 A3 ABS Prv Plc 2.600%		06/15/21			386,818	386,818	386,769	386,785	0	24	0	24	0	386,818	0	0	0	1,663	06/15/2021	1FE
43813F-AC-7	Honda Auto Recei HAROT 2017-4 A3 ABS 2.050%		11/22/21			90,717	90,717	90,704	90,713	0	4	0	4	0	90,717	0	0	0	307	11/22/2021	1FE
43814U-AG-4	Honda Auto Recei HAROT 2018-2 A3 ABS 3.010%		05/18/22			129,394	129,394	129,391	129,390	0	4	0	4	0	129,394	0	0	0	974	05/18/2022	1FE
43814W-AB-1	Honda Auto Recei HAROT 2019-1 A2 ABS 2.750%		09/20/21			721,013	721,013	720,967	720,971	0	43	0	43	0	721,013	0	0	0	3,291	09/20/2021	1FE

E05.2

STATEMENT AS OF MARCH 31, 2020 OF THE UnitedHealthcare Plan of the River Valley, Inc.

SCHEDULE D - PART 4

Show All Long-Term Bonds and Stock Sold, Redeemed or Otherwise Disposed of During the Current Quarter

1	2	3	4	5	6	7	8	9	10	Change In Book/Adjusted Carrying Value					16	17	18	19	20	21	22	
										11	12	13	14	15								
CUSIP Identification	Description	Foreign	Disposal Date	Name of Purchaser	Number of Shares of Stock	Consideration	Par Value	Actual Cost	Prior Year Book/Adjusted Carrying Value	Unrealized Valuation Increase/(Decrease)	Current Year's (Amortization)/Accretion	Current Year's Other Than Temporary Impairment Recognized	Total Change in Book/Adjusted Carrying Value (11 + 12 - 13)	Total Foreign Exchange Change in Book /Adjusted Carrying Value	Book/Adjusted Carrying Value at Disposal Date	Foreign Exchange Gain (Loss) on Disposal	Realized Gain (Loss) on Disposal	Total Gain (Loss) on Disposal	Bond Interest/Stock Dividends Received During Year	Stated Contractual Maturity Date	NAIC Designation and Administrative Symbol	
446438-RU-9	HUNTINGTON NATL Corp Note Call 2.375% 03/10/20		02/10/2020	Call	100.0000	354,000	354,000	350,287	353,537	0	268	0	268	0	353,806	0	194	194	3,503	03/10/2020	1FE	
448969-AB-1	Hyundai Auto Lea HALST 2019-A A2 ABS 2.920% 07/15/21		03/15/2020	Paydown		403,180	403,180	403,175	403,165	0	15	0	15	0	403,180	0	0	0	1,998	07/15/2021	1FE	
60700F-AC-7	MMAF Equipment F MMAF 2019-A A2 ABS Prv Plc 2.840% 01/10/22		03/10/2020	Paydown		832,791	832,791	832,679	832,732	0	59	0	59	0	832,791	0	0	0	3,739	01/10/2022	1FE	
64952W-BY-8	NEW YORK LIFE GL Corp Note Non Call Prv Plc 1.950% 02/11/20		02/11/2020	Maturity		514,000	514,000	506,398	513,414	0	586	0	586	0	514,000	0	0	0	5,012	02/11/2020	1FE	
69353R-FM-5	PNC BANK NA Corp Note Call 1.134% 03/12/21		03/12/2020	Call	100.0000	250,000	250,000	250,000	250,000	0	0	0	0	0	250,000	0	0	0	1,414	03/12/2021	1FE	
80285H-AC-4	Santander Drive SDART 2019-1 A2B ABS 0.975% 01/18/22		03/15/2020	Paydown		209,341	209,341	209,341	209,341	0	0	0	0	0	209,341	0	0	0	572	01/18/2022	1FE	
80285M-AE-9	Santander Drive SDART 2018-4 A3 ABS 3.010% 03/15/22		02/15/2020	Paydown		215,840	215,840	215,840	215,815	0	25	0	25	0	215,840	0	0	0	740	03/15/2022	1FE	
87875U-AK-8	TECO FINANCE Corp Note MH 25BP 5.150% 03/15/20		03/15/2020	Maturity		41,000	41,000	41,853	41,170	0	(170)	0	(170)	0	41,000	0	0	0	1,056	03/15/2020	2FE	
98162Y-AB-9	World Omni Auto WOART 2019-A A2 ABS 3.020% 04/15/22		03/15/2020	Paydown		496,511	496,511	496,507	496,490	0	22	0	22	0	496,511	0	0	0	2,444	04/15/2022	1FE	
98163E-AB-2	World Omni Auto WOART 2018-C A2 ABS 2.800% 01/18/22		03/15/2020	Paydown		582,589	582,589	582,584	582,561	0	28	0	28	0	582,589	0	0	0	2,668	01/18/2022	1FE	
81376N-AD-7	Securitized Term SSTRT 2017-2A A3 ABS Prv Plc 2.040% 04/26/21	A	03/25/2020	Paydown		280,798	280,798	280,798	280,798	0	0	0	0	0	280,798	0	0	0	928	04/26/2021	1FE	
3899999	Subtotal - Bonds - Industrial and Miscellaneous (Unaffiliated)					13,201,331	13,201,331	13,171,010	13,196,797	0	4,341	0	4,341	0	13,201,137	0	194	194	72,719	XXX	XXX	
8399997	Total - Bonds - Part 4					35,595,923	34,967,574	36,872,654	35,715,513	0	(270,512)	0	(270,512)	0	35,482,230	0	113,693	113,693	382,893	XXX	XXX	
8399998	Total - Bonds - Part 5					XXX	XXX	XXX	XXX	XXX	XXX	XXX	XXX	XXX	XXX	XXX	XXX	XXX	XXX	XXX	XXX	XXX
8399999	Total - Bonds					35,595,923	34,967,574	36,872,654	35,715,513	0	(270,512)	0	(270,512)	0	35,482,230	0	113,693	113,693	382,893	XXX	XXX	
8999997	Total - Preferred Stocks - Part 4					0	XXX	0	0	0	0	0	0	0	0	0	0	0	0	0	XXX	XXX
8999998	Total - Preferred Stocks - Part 5					XXX	XXX	XXX	XXX	XXX	XXX	XXX	XXX	XXX	XXX	XXX	XXX	XXX	XXX	XXX	XXX	XXX
8999999	Total - Preferred Stocks					0	XXX	0	0	0	0	0	0	0	0	0	0	0	0	0	XXX	XXX
9799997	Total - Common Stocks - Part 4					0	XXX	0	0	0	0	0	0	0	0	0	0	0	0	0	XXX	XXX
9799998	Total - Common Stocks - Part 5					XXX	XXX	XXX	XXX	XXX	XXX	XXX	XXX	XXX	XXX	XXX	XXX	XXX	XXX	XXX	XXX	XXX
9799999	Total - Common Stocks					0	XXX	0	0	0	0	0	0	0	0	0	0	0	0	0	XXX	XXX
9899999	Total - Preferred and Common Stocks					0	XXX	0	0	0	0	0	0	0	0	0	0	0	0	0	XXX	XXX
9999999	- Totals					35,595,923	XXX	36,872,654	35,715,513	0	(270,512)	0	(270,512)	0	35,482,230	0	113,693	113,693	382,893	XXX	XXX	

E05.3

Schedule DB - Part A - Section 1 - Options, Caps, Floors, Collars, Swaps and Forwards Open

N O N E

Schedule DB - Part B - Section 1 - Futures Contracts Open

N O N E

Schedule DB - Part B - Section 1B - Brokers with whom cash deposits have been made

N O N E

Schedule DB - Part D - Section 1 - Counterparty Exposure for Derivative Instruments Open

N O N E

Schedule DB - Part D-Section 2 - Collateral for Derivative Instruments Open - Pledged By

N O N E

Schedule DB - Part D-Section 2 - Collateral for Derivative Instruments Open - Pledged To

N O N E

Schedule DB - Part E - Derivatives Hedging Variable Annuity Guarantees

N O N E

Schedule DL - Part 1 - Reinvested Collateral Assets Owned

N O N E

Schedule DL - Part 2 - Reinvested Collateral Assets Owned

N O N E

SCHEDULE E - PART 1 - CASH

Month End Depository Balances

1 Depository	2 Code	3 Rate of Interest	4 Amount of Interest Received During Current Quarter	5 Amount of Interest Accrued at Current Statement Date	Book Balance at End of Each Month During Current Quarter			9 *
					6	7	8	
					First Month	Second Month	Third Month	
JP Morgan Chase New York City, New York		0.000	0	0	5,383,343	9,808	9,912	XXX
Optum Bank, Inc. Salt Lake City, Utah	SD	0.000	0	0	508,898	508,898	510,381	XXX
0199998. Deposits in ... 0 depositories that do not exceed the allowable limit in any one depository (See instructions) - Open Depositories	XXX	XXX	0	0	0	0	0	XXX
0199999. Totals - Open Depositories	XXX	XXX	0	0	5,892,241	518,706	520,293	XXX
0299998. Deposits in ... 0 depositories that do not exceed the allowable limit in any one depository (See instructions) - Suspended Depositories	XXX	XXX	0	0	0	0	0	XXX
0299999. Totals - Suspended Depositories	XXX	XXX	0	0	0	0	0	XXX
0399999. Total Cash on Deposit	XXX	XXX	0	0	5,892,241	518,706	520,293	XXX
0499999. Cash in Company's Office	XXX	XXX	XXX	XXX	0	0	0	XXX
0599999. Total - Cash	XXX	XXX	0	0	5,892,241	518,706	520,293	XXX

STATEMENT AS OF MARCH 31, 2020 OF THE UnitedHealthcare Plan of the River Valley, Inc.

SCHEDULE E - PART 2 - CASH EQUIVALENTS

Show Investments Owned End of Current Quarter

1 CUSIP	2 Description	3 Code	4 Date Acquired	5 Rate of Interest	6 Maturity Date	7 Book/Adjusted Carrying Value	8 Amount of Interest Due and Accrued	9 Amount Received During Year
0599999	Total - U.S. Government Bonds					0	0	0
1099999	Total - All Other Government Bonds					0	0	0
1799999	Total - U.S. States, Territories and Possessions Bonds					0	0	0
2499999	Total - U.S. Political Subdivisions Bonds					0	0	0
3199999	Total - U.S. Special Revenues Bonds					0	0	0
3899999	Total - Industrial and Miscellaneous (Unaffiliated) Bonds					0	0	0
4899999	Total - Hybrid Securities					0	0	0
5599999	Total - Parent, Subsidiaries and Affiliates Bonds					0	0	0
6099999	Subtotal - SVO Identified Funds					0	0	0
6599999	Subtotal - Unaffiliated Bank Loans					0	0	0
7699999	Total - Issuer Obligations					0	0	0
7799999	Total - Residential Mortgage-Backed Securities					0	0	0
7899999	Total - Commercial Mortgage-Backed Securities					0	0	0
7999999	Total - Other Loan-Backed and Structured Securities					0	0	0
8099999	Total - SVO Identified Funds					0	0	0
8199999	Total - Affiliated Bank Loans					0	0	0
8299999	Total - Unaffiliated Bank Loans					0	0	0
8399999	Total Bonds					0	0	0
09248U-71-8	BlackRock Liquidity Funds T-Fund Port		.03/02/2020	0.000		5,022,450	.0	37,401
38141W-32-3	Goldman Sachs Treasury Obligations Fund		.03/02/2020	0.000		4,079,218	.0	21,983
38142B-88-0	Goldman Sachs Financial Square Federal Fund		.03/06/2020	0.000		22,885,444	.0	24,340
61747C-58-2	Morgan Stanley Institutional Liquidity Fund Treasury Port		.03/02/2020	0.000		2,777,087	.0	7,573
825252-40-6	Invesco AIM STIT TREASURY MMF		.03/02/2020	0.000		1,931,713	.0	20,648
94975H-29-6	Wells Fargo Treasury Plus MMKT Fund - Inst		.03/02/2020	0.000		2,213,934	.0	6,541
8599999	Subtotal - Exempt Money Market Mutual Funds - as Identified by the SVO					38,909,846	0	118,486
147539-67-0	DEUTSCHE INV MGT CASH ACCT GOV/AGENCY DWS-1ST		.03/02/2020	0.000		50,349	.0	158
25160K-20-7	DEUTSCHE GOV MMKT Gov Series Ins Shares		.03/06/2020	0.000		39,391,113	.0	76,561
26200T-10-9	Dreyfus Inst Preferred Money Market			0.000		.0	.0	452
26200X-20-9	Dreyfus Inst Pred Govt MMF-Hamilton		.03/02/2020	0.000		4,436,895	.0	32,202
38141W-27-3	Goldman Sachs Government Fund		.03/02/2020	0.000		20,224,838	.0	64,549
38141W-36-4	Goldman Sachs Prime Oblg Fund - Inst			0.000		.0	.0	3,578
40428X-10-7	HSBC HSBC US GOVT MMKT-I		.03/06/2020	0.000		38,556,429	.0	64,396
4812A0-36-7	JP Morgan Prime MMF			0.000		.0	.0	458
4812C0-67-0	JP Morgan US Govt MMKT OP		.03/25/2020	0.000		8,586,695	.0	28,798
61747C-70-7	Morgan Stanley Institutional Liquidity Fund Government Port		.03/06/2020	0.000		2,049,583	.0	9,593
61747C-71-5	Morgan Stanley Institutional Liquidity Funds Prime Port			0.000		.0	.0	1,930
665278-70-1	Northern Inst Govt Select Port		.03/31/2020	0.000		16,084,365	.0	8,901
74926P-69-6	TUGXX US Equity US Government Money Market		.03/26/2020	0.000		26,227,409	.0	65,055
825252-88-5	Invesco AIM STIT GOVT & AGENCY-INST MMF		.03/02/2020	0.000		6,302,917	.0	54,448
94975P-40-5	Wells Fargo Government MMKT Fund-Inst Cls		.03/06/2020	0.000		1,533,408	.0	10,048
8699999	Subtotal - All Other Money Market Mutual Funds					163,444,001	0	421,127
8899999	Total Cash Equivalents					202,353,847	0	539,613



SUPPLEMENT FOR THE QUARTER ENDING MARCH 31, 2020 OF THE UnitedHealthcare Plan of the River Valley, Inc.

MEDICARE PART D COVERAGE SUPPLEMENT

(Net of Reinsurance)

NAIC Group Code 0707

NAIC Company Code 95378

	Individual Coverage		Group Coverage		5 Total Cash
	1 Insured	2 Uninsured	3 Insured	4 Uninsured	
1. Premiums Collected		XXX		XXX	
2. Earned Premiums		XXX		XXX	XXX
3. Claims Paid		XXX		XXX	
4. Claims Incurred		XXX		XXX	XXX
5. Reinsurance Coverage and Low Income Cost Sharing - Claims Paid Net of Reimbursements Applied (a)	XXX		XXX		
6. Aggregate Policy Reserves - Change		XXX		XXX	XXX
7. Expenses Paid		XXX		XXX	
8. Expenses Incurred		XXX		XXX	XXX
9. Underwriting Gain or Loss		XXX		XXX	XXX
10. Cash Flow Result	XXX	XXX	XXX	XXX	

NONE

(a) Uninsured Receivable/Payable with CMS at End of Quarter: \$ due from CMS or \$ due to CMS

STATEMENT AS OF MARCH 31, 2020 OF UNITEDHEALTHCARE PLAN OF THE RIVER VALLEY, INC.

EXHIBIT OF PREMIUMS, ENROLLMENT AND UTILIZATION

Tennessee	1	Comprehensive (Hospital & Medical)		4	5	6	7	8	9	10	10
		2	3								
	Total	Individual	Group	Medicare Supplement	Vision Only	Dental Only	Federal Employees Health Benefit Plan	Medicare	Medicaid	Stop Loss	Other
Total Members at end of:											
1. Prior Year	483,667	-	170	-	-	-	-	61,486	422,011	-	-
2. First Quarter	477,892	-	108	-	-	-	-	61,129	416,655	-	-
3. Second Quarter	-	-	-	-	-	-	-	-	-	-	-
4. Third Quarter	-	-	-	-	-	-	-	-	-	-	-
5. Current Year	-	-	-	-	-	-	-	-	-	-	-
6. Current Year Member Months	1,449,438	-	326	-	-	-	-	183,674	1,265,438	-	-
Total Member Ambulatory Encounters for Year:											
7. Physician	1,560,461	-	368	-	-	-	-	500,396	1,059,697	-	-
8. Non-Physician	769,152	-	34	-	-	-	-	271,909	497,209	-	-
9. Total	2,329,613	-	402	-	-	-	-	772,305	1,556,906	-	-
10. Hospital Patient Days Incurred	654,708	-	-	-	-	-	-	73,194	581,514	-	-
11. Number of Inpatient Admissions	43,734	-	-	-	-	-	-	9,225	34,509	-	-
12. Health Premiums Written	796,324,306	-	177,471	-	-	-	-	291,396,466	504,750,369	-	-
13. Life Premiums Direct	-	-	-	-	-	-	-	-	-	-	-
14. Property/Casualty Premiums Written	-	-	-	-	-	-	-	-	-	-	-
15. Health Premiums Earned	794,664,680	-	177,471	-	-	-	-	289,736,840	504,750,369	-	-
16. Property/Casualty Premiums Earned	-	-	-	-	-	-	-	-	-	-	-
17. Amount Paid for Provision of Health Care Services	621,865,652	-	(705)	-	-	-	-	216,309,250	405,557,107	-	-
18. Amount Incurred for Provision of Health Care Services	613,386,196	-	(41,534)	-	-	-	-	212,300,599	401,127,131	-	-

STATEMENT AS OF MARCH 31, 2020 FOR
UNITEDHEALTHCARE PLAN OF THE RIVER VALLEY, INC.

EXHIBIT 2 - ACCIDENT AND HEALTH PREMIUMS DUE AND UNPAID

Individually list all debtors with account balances the greater of 10% of gross Premiums Receivable or \$10,000.

Name of Debtor	1-30 Days	31-60 Days	61-90 Days	Over 90 Days	Non Admitted	Admitted
Total Individuals	2,901	2,586	1,027	4,542	10,881	175
Group subscribers:						
HWH Corporation	149,051	-	-	-	-	149,051
Group subscriber subtotal	149,051	-	-	-	-	149,051
Premiums due and unpaid not individually listed	288,403	1,328	0	39,492	53,221	276,002
Total group	437,454	1,328	0	39,492	53,221	425,054
Premiums due and unpaid from Medicare entities	-	-	-	-	-	-
Premiums due and unpaid from Medicaid entities	7,405,269	5,605,298	4,699,510	29,159,079	-	46,869,156
Accident and health premiums due and unpaid (Page 2, Line 15)	7,845,625	5,609,212	4,700,537	29,203,113	64,102	47,294,384

STATEMENT AS OF MARCH 31, 2020 OF UNITEDHEALTHCARE PLAN OF THE RIVER VALLEY, INC.

Exhibit 3 - Health Care Receivables

	2 1 - 30 Days	3 31 - 60 Days	4 61 - 90 Days	5 Over 90 Days	6 Nonadmitted	7 Admitted
OptumRx, Inc	48,465,735	1,175,760	1,270,476	2,367,254	2,367,254	50,911,972
0199998 Aggregate Pharmaceutical Rebate Receivables Not Individually Listed						
0199999 Total Pharmaceutical Rebate Receivables	48,465,735	1,175,760	1,270,476	2,367,254	2,367,254	50,911,972
0299998 Aggregate Claim Overpayment Receivables Not Individually Listed	1,562,831	1,464,074	608,644	16,994,626	20,500,587	129,588
0299999 Total Claim Overpayment Receivables	1,562,831	1,464,074	608,644	16,994,626	20,500,587	129,588
0399998 Aggregate Loans and Advances to Providers Not Individually Listed	0	0	0	277,500	277,500	0
0399999 Total Loans and Advances to Providers	0	0	0	277,500	277,500	0
0499998 Aggregate Capitation Arrangement Receivables Not Individually Listed	0	0	0	0	0	0
0499999 Total Capitation Arrangement Receivables	0	0	0	0	0	0
0599998 Aggregate Risk Sharing Receivables Not Individually Listed						
0599999 Total Risk Sharing Receivables	0	0	0	910,683	910,683	0
0699998 Aggregate Other Receivables Not Individually Listed						
0699999 Total Other Receivables	0	0	0	0		0
0799999 Gross Health Care Receivables	50,028,566	2,639,834	1,879,120	20,550,063	24,056,024	51,041,560

Quarterly Statement AS OF MARCH 31, 2020 FOR THE UnitedHealthcare Plan of the River Valley, Inc.

Exhibit 5 - Amounts Due From Parent, Subsidiaries and Affiliates

	1 Name of Affiliate	2 1 - 30 Days	3 31 -60 Days	4 61 - 90 Days	5 Over 90 Days	6 Nonadmitted	Admitted	
							7 Current	8 Non-Current
0100001	United HealthCare Services, Inc.	134,470	28,679	-	-	-	163,149	
0199999	Individually listed receivables	134,470	28,679	-	-	-	163,149	
0299999	Receivables not individually listed							
0399999	Total gross amounts receivable	134,470	28,679	-	-	-	163,149	

Quarterly Statement AS OF MARCH 31, 2020 FOR THE UnitedHealthcare Plan of the River Valley, Inc.

Exhibit 6 - Amounts Due To Parent, Subsidiaries and Affiliates

	1 Affiliate	2 Description	3 Amount	4 Current	5 Non-Current
0100001	United HealthCare Services, Inc.	Intercompany Payables	38,687,661	38,687,661	
0199999	Individually listed payables		38,687,661	38,687,661	
0299999	Payables not individually listed		-	-	
0399999	Total gross payables		38,687,661	38,687,661	

Americhoice - Tennessee
Report 2A - TennCare Income Statement
CRA 2.30.14.3.3 and 2.30.14.3.4

Member Months	East	Middle	West	Total
	415,502	488,265	361,671	1,265,438
Revenues:				
TennCare Capitation	166,955,112	191,457,571	137,119,515	495,532,199
Investment	-	-	-	-
Other Revenues	3,644,627	4,167,626	2,885,516	10,697,770
Total Revenues	170,599,740	195,625,197	140,005,032	506,229,969
Estimated Expenses:				
Hospital and Medical (w/o Mental Health)				
Capitated Physician Services	-	-	-	-
Fee-for Service Physician Services	24,607,265	29,892,981	17,206,467	71,706,713
Inpatient Hospital Services	23,312,375	34,688,891	20,114,991	78,116,257
Outpatient Hospital Services	15,338,058	19,994,609	12,157,582	47,490,249
Emergency Room Services	10,256,878	8,893,470	5,866,652	25,017,000
Dental Services	-	-	-	-
Vision Services	620,430	786,562	621,268	2,028,261
Pharmacy Services	-	-	-	-
Home Health Services	1,837,065	1,186,525	825,745	3,849,335
Chiropractic Services	-	-	-	-
Radiology Services	1,509,255	1,993,574	1,058,217	4,561,046
Laboratory Services	2,160,514	2,578,335	1,700,540	6,439,389
Durable Medical Equipment Services	1,848,753	2,003,897	1,336,494	5,189,145
Transportation Services	600,057	632,199	679,150	1,911,406
Outside Referrals	-	-	-	-
Occupancy, Depreciation and Amortization	-	-	-	-
Other Medical and Hospital Services - Write-Ins	407,511	357,975	98,158	863,644
Subtotal Medical and Hospital	82,498,162	103,009,019	61,665,263	247,172,444
Mental Health and Substance Abuse Services				
Inpatient Psychiatric Facility Services	2,378,261	2,974,858	3,657,482	9,010,602
Inpatient Substance Abuse Treatment and Detox	192,226	378,848	169,314	740,388
Outpatient Mental Health Services	2,139,068	2,342,170	828,202	5,309,440
Outpatient Substance Abuse Treatment and Detox	381,648	415,486	187,179	984,313
Housing/Residential Treatment	2,042,323	1,900,024	1,566,300	5,508,647
Specialized Crisis Services	95,236	107,010	75,716	277,962
Psychiatric Rehab and Support Services	1,919,319	2,746,760	2,536,008	7,202,086
Case Management	1,522	2,168	838,493	842,182
Forensics	-	-	-	-
Other Judicial	-	-	-	-
Pharmacy	-	-	-	-
Lab Services	-	-	-	-
Transportation	34,077	18,721	24,183	76,981
Occupancy, Depreciation and Amortization	-	-	-	-
Other Mental Health and Substance Abuse Services	825,894	208,246	85,105	1,119,245
PCP and Specialist Services	-	-	-	-
Tennessee Health Link	3,240,797	4,593,209	1,549,440	9,383,445
Other Mental Health Services - Write-Ins	429,562	800,810	315,869	1,546,241
Subtotal MH&SAS	13,679,933	16,488,309	11,833,289	42,001,531
CHOICES				
Nursing Facility Care	31,557,909	31,161,754	23,392,076	86,111,739
HCBS Services	8,256,046	8,667,671	8,917,873	25,841,589
Subtotal CHOICES	39,813,955	39,829,424	32,309,949	111,953,328
Value Based Payouts	(25)	(148)	-	(173)
Value Based Recoveries	-	-	-	-
Other Medical Incentive Pool and Withhold Adjustments	-	-	-	-
Subtotal Hospital, Medical, MH&SAS, CHOICES	135,992,025	159,326,605	105,808,501	401,127,131
LESS:				
Net Reinsurance Recoveries Incurred	-	-	-	-
Copayments	-	-	-	-
Subrogation and Coordination of Benefits	-	-	-	-
Subtotal Reinsurance, Copay, Subrogation	-	-	-	-
Total Hospital, Medical, MH&SAS	135,992,025	159,326,605	105,808,501	401,127,131
Administration:				
Compensation	-	-	-	-
Direct and Allocated Admin expenses	-	-	-	-
Marketing	-	-	-	-
Interest Expense	-	-	-	-
Premium Tax Expense	10,204,000	11,706,693	8,374,329	30,285,022
Occupancy, Depreciation, and Amortization	-	-	-	-
Other Administration - Write-Ins	24,784,270	29,633,108	20,152,823	74,570,201
Total Administration Expenses	34,988,270	41,339,801	28,527,152	104,855,223
Total Expenses	170,980,294	200,666,406	134,335,654	505,982,354
Extraordinary Item	-	-	-	-
Provision for Income Tax	1,861,049	1,220,681	2,720,508	5,802,238
Net Income (Loss)	(2,241,604)	(6,261,890)	2,948,870	(5,554,623)
Write-Ins for Other Revenues				
Other Revenue - TennCare Bonuses	-	-	-	-
Other Revenue - ECF Administration Revenue and TennCare Bonuses	533,076	513,643	432,881	1,479,600
Other Revenue - Estimated TennCare Health Insurer Reimbursement Fee	3,111,551	3,653,983	2,452,636	9,218,170
Total Other Revenues	3,644,627	4,167,626	2,885,516	10,697,770
Write-Ins for Other Medical and Hospital				
Premium Deficiency Reserve	-	-	-	-
Other Miscellaneous	282,904	210,020	(10,904)	482,020
Other Capitated Services	124,607	147,954	109,063	381,624
Total Other Medical and Hospital	407,511	357,975	98,158	863,644
Write-Ins for Other MH & SS				
Other Capitated Services	429,562	800,810	315,869	1,546,241
Other Miscellaneous	-	-	-	-
Total Other MH & SS	429,562	800,810	315,869	1,546,241
Write-Ins for Other Administration				
Administrative Services Fee	13,027,106	14,945,545	10,691,227	38,663,878
Behavioral Healthcare Services	1,181,810	2,101,103	1,155,313	4,438,226
Other Miscellaneous	10,575,354	12,586,459	8,306,284	31,468,097
Total Other Administration	24,784,270	29,633,108	20,152,823	74,570,201

Note

The pass-through revenue and associated taxes are excluded.

Premium taxes reported on accrual basis, please reference the reconciliation of cash to Accrual basis accounting.

The provision for federal income taxes incurred is different from that which would be obtained by applying the statutory federal income tax rate of 21% to net income before federal income taxes, plus capital gains tax primarily as a result of the new annual health insurer fee under section 9010 of the ACA that requires the Company to expense 100% of the estimated annual fee on January 1, 2020 which is nondeductible for tax purposes. The Company estimates its health insurer fee on the Medicaid product line to be \$27,382,089 in 2020 YTD, which will be payable in September 2020 and is included in Total Administrative Expenses in the Report 2A.

UnitedHealthcare Community Plan - East Tennessee
 Report 2A - TennCare Income Statement
 CRA 2.30.14.3.3 and 2.30.14.3.4

Member Months	Current Qtr YTD		Prior Year as of 12/31/2019
	Total as of 03/31/2020	YTD Total as of 03/31/2020	
	415,502	415,502	1,688,989
Revenues:			
TennCare Capitation	166,955,112	166,955,112	680,792,875
Investment	-	-	-
Other Revenues	3,644,627	3,644,627	2,002,404
Total Revenues	<u>170,599,740</u>	<u>170,599,740</u>	<u>682,795,279</u>
Estimated Expenses:			
Hospital and Medical (w/o Mental Health)			
Capitated Physician Services	-	-	-
Fee-for Service Physician Services	24,607,265	24,607,265	102,500,268
Inpatient Hospital Services	23,312,375	23,312,375	93,169,877
Outpatient Hospital Services	15,338,058	15,338,058	67,391,907
Emergency Room Services	10,256,878	10,256,878	39,134,410
Dental Services	-	-	-
Vision Services	620,430	620,430	2,536,100
Pharmacy Services	-	-	-
Home Health Services	1,837,065	1,837,065	8,263,324
Chiropractic Services	-	-	-
Radiology Services	1,509,255	1,509,255	6,653,846
Laboratory Services	2,160,514	2,160,514	7,463,456
Durable Medical Equipment Services	1,848,753	1,848,753	7,810,560
Transportation Services	600,057	600,057	2,349,638
Outside Referrals	-	-	-
Occupancy, Depreciation and Amortization	-	-	-
Other Medical and Hospital Services - Write-Ins	407,511	407,511	263,522
Subtotal Medical and Hospital	<u>82,498,162</u>	<u>82,498,162</u>	<u>337,536,907</u>
Mental Health and Substance Abuse Services			
Inpatient Psychiatric Facility Services	2,378,261	2,378,261	9,895,933
Inpatient Substance Abuse Treatment and Detox	192,226	192,226	857,340
Outpatient Mental Health Services	2,139,068	2,139,068	4,845,710
Outpatient Substance Abuse Treatment and Detox	381,648	381,648	1,407,030
Housing/Residential Treatment	2,042,323	2,042,323	6,257,506
Specialized Crisis Services	95,236	95,236	185,624
Psychiatric Rehab and Support Services	1,919,319	1,919,319	6,049,913
Case Management	1,522	1,522	418,614
Forensics	-	-	-
Other Judicial	-	-	-
Pharmacy	-	-	-
Lab Services	-	-	-
Transportation	34,077	34,077	104,679
Occupancy, Depreciation and Amortization	-	-	-
Other Mental Health and Substance Abuse Services	825,894	825,894	3,443,271
PCP and Specialist Services	-	-	-
Tennessee Health Link	3,240,797	3,240,797	11,445,427
Other Mental Health Services - Write-Ins	429,562	429,562	2,400,942
Subtotal MH&SAS	<u>13,679,933</u>	<u>13,679,933</u>	<u>47,311,988</u>
CHOICES			
Nursing Facility Care	31,557,909	31,557,909	139,092,080
HCBS Services	8,256,046	8,256,046	32,731,171
Subtotal CHOICES	<u>39,813,955</u>	<u>39,813,955</u>	<u>171,823,251</u>
Value Based Payouts	(25)	(25)	441,069
Value Based Recoveries	-	-	92,153
Other Medical Incentive Pool and Withhold Adjustments	-	-	-
Subtotal Hospital, Medical, MH&SAS, CHOICES	<u>135,992,025</u>	<u>135,992,025</u>	<u>557,021,062</u>
LESS:			
Net Reinsurance Recoveries Incurred	-	-	-
Copayments	-	-	-
Subrogation and Coordination of Benefits	-	-	-
Subtotal Reinsurance, Copay, Subrogation	<u>-</u>	<u>-</u>	<u>-</u>
Total Hospital, Medical, MH&SAS	<u>135,992,025</u>	<u>135,992,025</u>	<u>557,021,062</u>
Administration:			
Compensation	-	-	-
Direct and Allocated Admin expenses	-	-	-
Marketing	-	-	-
Interest Expense	-	-	-
Premium Tax Expense	10,204,000	10,204,000	40,847,131
Occupancy, Depreciation, and Amortization	-	-	-
Other Administration - Write-Ins	24,784,270	24,784,270	67,808,432
Total Administration Expenses	<u>34,988,270</u>	<u>34,988,270</u>	<u>108,655,562</u>
Total Expenses	<u>170,980,294</u>	<u>170,980,294</u>	<u>665,676,624</u>
Extraordinary Item	-	-	-
Provision for Income Tax	1,861,049	1,861,049	3,594,918
Net Income (Loss)	<u>(2,241,604)</u>	<u>(2,241,604)</u>	<u>13,523,737</u>
Write-Ins for Other Revenues			
Other Revenue - TennCare Bonuses	-	-	-
Other Revenue - ECF Administration Revenue and TennCare Bonuses	533,076	533,076	1,780,595
Other Revenue - Estimated TennCare Health Insurer Reimbursement Fee	3,111,551	3,111,551	-
Total Other Revenues	<u>3,644,627</u>	<u>3,644,627</u>	<u>2,002,404</u>
Write-Ins for Other Medical and Hospital			
Premium Deficiency Reserve	-	-	-
Other Miscellaneous	282,904	282,904	(251,609)
Other Capitated Services	124,607	124,607	515,131
Total Other Medical and Hospital	<u>407,511</u>	<u>407,511</u>	<u>263,522</u>
Write-Ins for Other MH & SS			
Other Capitated Services	429,562	429,562	2,652,282
Other Miscellaneous	-	-	(251,341)
Total Other MH & SS	<u>429,562</u>	<u>429,562</u>	<u>2,400,942</u>
Write-Ins for Other Administration			
Administrative Services Fee	13,027,106	13,027,106	53,944,755
Behavioral Healthcare Services	1,181,810	1,181,810	4,802,529
Other Miscellaneous	10,575,354	10,575,354	9,061,148
Total Other Administration	<u>24,784,270</u>	<u>24,784,270</u>	<u>67,808,432</u>

UnitedHealthcare Community Plan - Middle Tennessee
Report 2A - TennCare Income Statement
CRA 2.30.14.3.3 and 2.30.14.3.4

Member Months	Current Qtr YTD	YTD Total as of	Prior Year as of
	Total as of 03/31/2020	03/31/2020	12/31/2019
	<u>488,265</u>	<u>488,265</u>	<u>1,934,448</u>
Revenues:			
TennCare Capitation	191,457,571	191,457,571	750,820,313
Investment	-	-	-
Other Revenues	4,167,626	4,167,626	1,869,907
Total Revenues	<u>195,625,197</u>	<u>195,625,197</u>	<u>752,690,219</u>
Estimated Expenses:			
Hospital and Medical (w/o Mental Health)			
Capitated Physician Services	-	-	-
Fee-for Service Physician Services	29,892,981	29,892,981	114,299,072
Inpatient Hospital Services	34,688,891	34,688,891	118,634,527
Outpatient Hospital Services	19,994,609	19,994,609	83,006,959
Emergency Room Services	8,893,470	8,893,470	33,018,323
Dental Services	-	-	-
Vision Services	786,562	786,562	3,322,314
Pharmacy Services	-	-	-
Home Health Services	1,186,525	1,186,525	3,983,464
Chiropractic Services	-	-	-
Radiology Services	1,993,574	1,993,574	8,379,378
Laboratory Services	2,578,335	2,578,335	8,663,031
Durable Medical Equipment Services	2,003,897	2,003,897	8,324,080
Transportation Services	632,199	632,199	2,510,012
Outside Referrals	-	-	-
Occupancy, Depreciation and Amortization	-	-	-
Other Medical and Hospital Services - Write-Ins	357,975	357,975	1,308,161
Subtotal Medical and Hospital	<u>103,009,019</u>	<u>103,009,019</u>	<u>385,449,322</u>
Mental Health and Substance Abuse Services			
Inpatient Psychiatric Facility Services	2,974,858	2,974,858	11,838,598
Inpatient Substance Abuse Treatment and Detox	378,848	378,848	1,290,226
Outpatient Mental Health Services	2,342,170	2,342,170	8,206,545
Outpatient Substance Abuse Treatment and Detox	415,486	415,486	1,444,540
Housing/Residential Treatment	1,900,024	1,900,024	6,416,935
Specialized Crisis Services	107,010	107,010	228,532
Psychiatric Rehab and Support Services	2,746,760	2,746,760	9,923,574
Case Management	2,168	2,168	2,185,810
Forensics	-	-	-
Other Judicial	-	-	-
Pharmacy	-	-	-
Lab Services	-	-	-
Transportation	18,721	18,721	72,140
Occupancy, Depreciation and Amortization	-	-	-
Other Mental Health and Substance Abuse Services	208,246	208,246	745,777
PCP and Specialist Services	-	-	-
Tennessee Health Link	4,593,209	4,593,209	15,653,109
Other Mental Health Services - Write-Ins	800,810	800,810	3,174,331
Subtotal MH&SAS	<u>16,488,309</u>	<u>16,488,309</u>	<u>61,180,118</u>
CHOICES			
Nursing Facility Care	31,161,754	31,161,754	123,742,485
HCBS Services	8,667,671	8,667,671	34,106,596
Subtotal CHOICES	<u>39,829,424</u>	<u>39,829,424</u>	<u>157,849,080</u>
Value Based Payouts	(148)	(148)	461,963
Value Based Recoveries	-	-	135,008
Other Medical Incentive Pool and Withhold Adjustments	-	-	-
Subtotal Hospital, Medical, MH&SAS, CHOICES	<u>159,326,605</u>	<u>159,326,605</u>	<u>604,805,475</u>
LESS:			
Net Reinsurance Recoveries Incurred	-	-	-
Copayments	-	-	-
Subrogation and Coordination of Benefits	-	-	-
Subtotal Reinsurance, Copay, Subrogation	<u>-</u>	<u>-</u>	<u>-</u>
Total Hospital, Medical, MH&SAS	<u>159,326,605</u>	<u>159,326,605</u>	<u>604,805,475</u>
Administration:			
Compensation	-	-	-
Direct and Allocated Admin expenses	-	-	-
Marketing	-	-	-
Interest Expense	-	-	-
Premium Tax Expense	11,706,693	11,706,693	45,048,755
Occupancy, Depreciation, and Amortization	-	-	-
Other Administration - Write-Ins	29,633,108	29,633,108	78,039,808
Total Administration Expenses	<u>41,339,801</u>	<u>41,339,801</u>	<u>123,088,563</u>
Total Expenses	<u>200,666,406</u>	<u>200,666,406</u>	<u>727,894,038</u>
Extraordinary Item	-	-	-
Provision for Income Tax	1,220,681	1,220,681	5,207,198
Net Income (Loss)	<u>(6,261,890)</u>	<u>(6,261,890)</u>	<u>19,588,983</u>
Write-Ins for Other Revenues			
Other Revenue - TennCare Bonuses	-	-	-
Other Revenue - ECF Administration Revenue and TennCare Bonuses	513,643	513,643	1,627,710
Other Revenue - Estimated TennCare Health Insurer Reimbursement Fee	3,653,983	3,653,983	-
Total Other Revenues	<u>4,167,626</u>	<u>4,167,626</u>	<u>1,869,907</u>
Write-Ins for Other Medical and Hospital			
Premium Deficiency Reserve	-	-	-
Other Miscellaneous	210,020	210,020	651,667
Other Capitated Services	147,954	147,954	656,494
Total Other Medical and Hospital	<u>357,975</u>	<u>357,975</u>	<u>1,308,161</u>
Write-Ins for Other MH & SS			
Other Capitated Services	800,810	800,810	3,173,582
Other Miscellaneous	-	-	749
Total Other MH & SS	<u>800,810</u>	<u>800,810</u>	<u>3,174,331</u>
Write-Ins for Other Administration			
Administrative Services Fee	14,945,545	14,945,545	59,193,179
Behavioral Healthcare Services	2,101,103	2,101,103	8,229,179
Other Miscellaneous	12,586,459	12,586,459	10,617,449
Total Other Administration	<u>29,633,108</u>	<u>29,633,108</u>	<u>78,039,808</u>

UnitedHealthcare Community Plan - West Tennessee
Report 2A - TennCare Income Statement
CRA 2.30.14.3.3 and 2.30.14.3.4

Member Months	Current Qtr YTD		Prior Year as of 12/31/2019
	Total as of 03/31/2020	YTD Total as of 03/31/2020	
	361,671	361,671	1,440,203
Revenues:			
TennCare Capitation	137,119,515	137,119,515	540,204,089
Investment	-	-	-
Other Revenues	2,885,516	2,885,516	1,675,690
Total Revenues	140,005,032	140,005,032	541,879,779
Estimated Expenses:			
Hospital and Medical (w/o Mental Health)			
Capitated Physician Services	-	-	-
Fee-for Service Physician Services	17,206,467	17,206,467	71,986,131
Inpatient Hospital Services	20,114,991	20,114,991	78,309,013
Outpatient Hospital Services	12,157,582	12,157,582	52,926,404
Emergency Room Services	5,866,652	5,866,652	23,794,182
Dental Services	-	-	-
Vision Services	621,268	621,268	2,749,158
Pharmacy Services	-	-	-
Home Health Services	825,745	825,745	3,532,598
Chiropractic Services	-	-	-
Radiology Services	1,058,217	1,058,217	4,537,220
Laboratory Services	1,700,540	1,700,540	5,771,796
Durable Medical Equipment Services	1,336,494	1,336,494	5,401,961
Transportation Services	679,150	679,150	2,558,331
Outside Referrals	-	-	-
Occupancy, Depreciation and Amortization	-	-	-
Other Medical and Hospital Services - Write-Ins	98,158	98,158	1,490,324
Subtotal Medical and Hospital	61,665,263	61,665,263	253,057,118
Mental Health and Substance Abuse Services			
Inpatient Psychiatric Facility Services	3,657,482	3,657,482	14,804,899
Inpatient Substance Abuse Treatment and Detox	169,314	169,314	644,461
Outpatient Mental Health Services	828,202	828,202	2,361,175
Outpatient Substance Abuse Treatment and Detox	187,179	187,179	554,062
Housing/Residential Treatment	1,566,300	1,566,300	4,635,415
Specialized Crisis Services	75,716	75,716	348,508
Psychiatric Rehab and Support Services	2,536,008	2,536,008	8,201,659
Case Management	838,493	838,493	2,157,701
Forensics	-	-	-
Other Judicial	-	-	-
Pharmacy	-	-	-
Lab Services	-	-	-
Transportation	24,183	24,183	68,605
Occupancy, Depreciation and Amortization	-	-	-
Other Mental Health and Substance Abuse Services	85,105	85,105	290,911
PCP and Specialist Services	-	-	-
Tennessee Health Link	1,549,440	1,549,440	5,485,679
Other Mental Health Services - Write-Ins	315,869	315,869	1,263,654
Subtotal MH&SAS	11,833,289	11,833,289	40,816,729
CHOICES			
Nursing Facility Care	23,392,076	23,392,076	102,099,451
HCBS Services	8,917,873	8,917,873	36,938,435
Subtotal CHOICES	32,309,949	32,309,949	139,037,886
Value Based Payouts	-	-	384,923
Value Based Recoveries	-	-	19,742
Other Medical Incentive Pool and Withhold Adjustments	-	-	-
Subtotal Hospital, Medical, MH&SAS, CHOICES	105,808,501	105,808,501	433,276,913
LESS:			
Net Reinsurance Recoveries Incurred	-	-	-
Copayments	-	-	-
Subrogation and Coordination of Benefits	-	-	-
Subtotal Reinsurance, Copay, Subrogation	-	-	-
Total Hospital, Medical, MH&SAS	105,808,501	105,808,501	433,276,913
Administration:			
Compensation	-	-	-
Direct and Allocated Admin expenses	-	-	-
Marketing	-	-	-
Interest Expense	-	-	-
Premium Tax Expense	8,374,329	8,374,329	32,411,907
Occupancy, Depreciation, and Amortization	-	-	-
Other Administration - Write-Ins	20,152,823	20,152,823	54,227,112
Total Administration Expenses	28,527,152	28,527,152	86,639,019
Total Expenses	134,335,654	134,335,654	519,915,932
Extraordinary Item	-	-	-
Provision for Income Tax	2,720,508	2,720,508	4,612,408
Net Income (Loss)	2,948,870	2,948,870	17,351,439
Write-Ins for Other Revenues			
Other Revenue - TennCare Bonuses	-	-	-
Other Revenue - ECF Administration Revenue and TennCare Bonuses	432,881	432,881	1,491,695
Other Revenue - Estimated TennCare Health Insurer Reimbursement Fee	2,452,636	2,452,636	-
Total Other Revenues	2,885,516	2,885,516	1,675,690
Write-Ins for Other Medical and Hospital			
Premium Deficiency Reserve	-	-	-
Other Miscellaneous	(10,904)	(10,904)	1,053,375
Other Capitated Services	109,063	109,063	436,949
Total Other Medical and Hospital	98,158	98,158	1,490,324
Write-Ins for Other MH & SS			
Other Capitated Services	315,869	315,869	1,263,654
Other Miscellaneous	-	-	-
Total Other MH & SS	315,869	315,869	1,263,654
Write-Ins for Other Administration			
Administrative Services Fee	10,691,227	10,691,227	42,762,245
Behaviorial Healthcare Services	1,155,313	1,155,313	4,574,857
Other Miscellaneous	8,306,284	8,306,284	6,890,010
Total Other Administration	20,152,823	20,152,823	54,227,112



Actuarial Certification

Carrier: UnitedHealthcare Plan of the River Valley, Inc.
Date: April 13, 2020
Valuation Date: March 31, 2020
Subject: TennCare Claim Reserve Estimate (IBNR) as of March 31, 2020 – Risk Business – Eastern Tennessee – Long Term Care

I, Kevin P. Donnelly, am Director of Actuarial Services for United HealthCare. I am a member of the American Academy of Actuaries and am qualified to render the actuarial opinion contained herein.

In my opinion, the claim reserve estimate (IBNR) of \$14,044,100 provides good and sufficient provision for all unpaid claim liabilities and was computed in accordance with currently accepted actuarial standards.

Note that, as of March 31, 2020, this block of business had approximately 3,300 members.

A handwritten signature in blue ink, appearing to read 'Kevin P. Donnelly', written over a horizontal line.

Kevin P. Donnelly, FSA, FCAS, MAAA

Director of Actuarial Services, United Healthcare

9800 Health Care Lane, MN006-W009

Minnetonka, MN 55343

(952) 931-5433

E-mail: Kevin.donnelly@uhc.com



Actuarial Certification

Carrier: UnitedHealthcare Plan of the River Valley, Inc.
Date: April 13, 2020
Valuation Date: March 31, 2020
Subject: TennCare Claim Reserve Estimate (IBNR) as of March 31, 2020 – Risk Business – Eastern Tennessee – Excluding Long Term Care

I, Kevin P. Donnelly, am Director of Actuarial Services for United HealthCare. I am a member of the American Academy of Actuaries and am qualified to render the actuarial opinion contained herein.

In my opinion, the claim reserve estimate (IBNR) of \$40,282,139 provides good and sufficient provision for all unpaid claim liabilities and was computed in accordance with currently accepted actuarial standards.

Note that, as of March 31, 2020, this block of business had approximately 132,900 members.

A handwritten signature in blue ink, appearing to read 'Kevin P. Donnelly', written over a horizontal line.

Kevin P. Donnelly, FSA, FCAS, MAAA
Director of Actuarial Services, United Healthcare
9800 Health Care Lane, MN006-W009
Minnetonka, MN 55343
(952) 931-5433
E-mail: Kevin.donnelly@uhc.com



Actuarial Certification

Carrier: UnitedHealthcare Plan of the River Valley, Inc.
Date: April 13, 2020
Valuation Date: March 31, 2020
Subject: TennCare Claim Reserve Estimate (IBNR) as of March 31, 2020 – Risk Business – Middle Tennessee – Long Term Care

I, Kevin P. Donnelly, am Director of Actuarial Services for United HealthCare. I am a member of the American Academy of Actuaries and am qualified to render the actuarial opinion contained herein.

In my opinion, the claim reserve estimate (IBNR) of \$13,985,274 provides good and sufficient provision for all unpaid claim liabilities and was computed in accordance with currently accepted actuarial standards.

Note that, as of March 31, 2020, this block of business had approximately 3,200 members.

A handwritten signature in blue ink, appearing to read 'Kevin P. Donnelly', written over a horizontal line.

Kevin P. Donnelly, FSA, FCAS, MAAA

Director of Actuarial Services, United Healthcare

9800 Health Care Lane, MN006-W009

Minnetonka, MN 55343

(952) 931-5433

E-mail: Kevin.donnelly@uhc.com



Actuarial Certification

Carrier: UnitedHealthcare Plan of the River Valley, Inc.
Date: April 13, 2020
Valuation Date: March 31, 2020
Subject: TennCare Claim Reserve Estimate (IBNR) as of March 31, 2020 – Risk Business – Middle Tennessee – Excluding Long Term Care

I, Kevin P. Donnelly, am Director of Actuarial Services for United HealthCare. I am a member of the American Academy of Actuaries and am qualified to render the actuarial opinion contained herein.

In my opinion, the claim reserve estimate (IBNR) of \$52,791,807 provides good and sufficient provision for all unpaid claim liabilities and was computed in accordance with currently accepted actuarial standards.

Note that, as of March 31, 2020, this block of business had approximately 158,500 members.

A handwritten signature in blue ink, appearing to read 'Kevin P. Donnelly', written over a horizontal line.

Kevin P. Donnelly, FSA, FCAS, MAAA

Director of Actuarial Services, United Healthcare

9800 Health Care Lane, MN006-W009

Minnetonka, MN 55343

(952) 931-5433

E-mail: Kevin.donnelly@uhc.com



Actuarial Certification

Carrier: UnitedHealthcare Plan of the River Valley, Inc.
Date: April 13, 2020
Valuation Date: March 31, 2020
Subject: TennCare Claim Reserve Estimate (IBNR) as of March 31, 2020 – Risk Business –
Western Tennessee – Long Term Care

I, Kevin P. Donnelly, am Director of Actuarial Services for United HealthCare. I am a member of the American Academy of Actuaries and am qualified to render the actuarial opinion contained herein.

In my opinion, the claim reserve estimate (IBNR) of \$11,042,316 provides good and sufficient provision for all unpaid claim liabilities and was computed in accordance with currently accepted actuarial standards.

Note that, as of March 31, 2020, this block of business had approximately 2,700 members.

A handwritten signature in blue ink, appearing to read 'Kevin P. Donnelly', written over a horizontal line.

Kevin P. Donnelly, FSA, FCAS, MAAA
Director of Actuarial Services, United Healthcare
9800 Health Care Lane, MN006-W009
Minnetonka, MN 55343
(952) 931-5433
E-mail: Kevin.donnelly@uhc.com



Actuarial Certification

Carrier: UnitedHealthcare Plan of the River Valley, Inc.
Date: April 13, 2020
Valuation Date: March 31, 2020
Subject: TennCare Claim Reserve Estimate (IBNR) as of March 31, 2020 – Risk Business –
Western Tennessee – Excluding Long Term Care

I, Kevin P. Donnelly, am Director of Actuarial Services for United HealthCare. I am a member of the American Academy of Actuaries and am qualified to render the actuarial opinion contained herein.

In my opinion, the claim reserve estimate (IBNR) of \$32,560,295 provides good and sufficient provision for all unpaid claim liabilities and was computed in accordance with currently accepted actuarial standards.

Note that, as of March 31, 2020, this block of business had approximately 116,100 members.

A handwritten signature in blue ink, appearing to read 'Kevin P. Donnelly', written over a horizontal line.

Kevin P. Donnelly, FSA, FCAS, MAAA
Director of Actuarial Services, United Healthcare
9800 Health Care Lane, MN006-W009
Minnetonka, MN 55343
(952) 931-5433
E-mail: Kevin.donnelly@uhc.com



April 13, 2020

STATEMENT OF ACTUARIAL OPINION

Statutory Quarterly Statement of United Healthcare Plan of the River Valley, Inc.

Medicaid Risk Business in Eastern Tennessee, Long Term Care

As of and for the Period Ended March 31, 2020

I, Kevin P. Donnelly, am a Member of the American Academy of Actuaries (Academy) and Director of Actuarial Services for United Healthcare Plan of the River Valley, Inc.'s Medicaid plans. I meet the Academy qualification standards for rendering this statement of actuarial opinion.

This statement is for United Healthcare Plan of the River Valley, Inc.'s Medicaid Long Term Care risk business in Eastern Tennessee, which had approximately 3,300 members in March 31, 2020. This business became effective August 1, 2010.

I have examined the actuarial assumptions and methods used in determining the loss reserves listed below, as prepared for filing with regulatory officials as of March 31, 2020.

I have determined that the appropriate level for claims liability for this block of business is \$14,044,100.

Note that in the annual statement, both Medicaid and non-Medicaid businesses are combined.

My examination included such review of the actuarial assumptions and actuarial methods and of the underlying basic liability records and such tests of the actuarial calculations as I considered necessary.

In my opinion the amounts carried in the balance sheet on account of the actuarial items identified above:


- a) Are computed in accordance with presently accepted actuarial standards consistently applied and are fairly stated in accordance with sound actuarial principles;
- b) Are based on actuarial assumptions which are in accordance with or stronger than those called for in related contract provisions and are appropriate for the purpose for which the statement was prepared;
- c) Meet the requirements of the laws of the State of Tennessee;
- d) Make good and sufficient provision for all unpaid claims and other actuarial liabilities of the organization guaranteed under the terms of its contracts and agreements;

- e) Are computed on the basis of actuarial assumptions and methods consistent in all material respects with those used in computing the corresponding items in the annual statement of the preceding year-end; and
- f) Include provision, in the aggregate, for all actuarial reserves and related statement items which ought to be established.

The actuarial methods, considerations and analyses used in forming my opinion conform to the appropriate Standards of Practice as promulgated from time to time by the Actuarial Standards Board, whose standards form the basis of this statement of opinion.

This statement has been prepared for inclusion with United Healthcare Plan of the River Valley, Inc.'s statutory quarterly statement for filing with regulatory authorities of the State of Tennessee and is intended for no other purpose.

April 13, 2020



Kevin P. Donnelly, FSA, FCAS, MAAA

Director of Actuarial Services, United Healthcare

9800 Health Care Lane, MN006-W009

Minnetonka, MN 55343

(952) 931-5433

E-mail: Kevin.donnelly@uhc.com



April 13, 2020

STATEMENT OF ACTUARIAL OPINION

Statutory Quarterly Statement of United Healthcare Plan of the River Valley, Inc.

Medicaid Risk Business in Eastern Tennessee, Excluding Long Term Care

As of and for the Period Ended March 31, 2020

I, Kevin P. Donnelly, am a Member of the American Academy of Actuaries (Academy) and Director of Actuarial Services for United Healthcare Plan of the River Valley, Inc.'s Medicaid plans. I meet the Academy qualification standards for rendering this statement of actuarial opinion.

This statement is for United Healthcare Plan of the River Valley, Inc.'s Medicaid risk business in Eastern Tennessee, which had approximately 132,900 members in March 31, 2020. This business became effective July 1, 2009.

I have examined the actuarial assumptions and methods used in determining the loss reserves listed below, as prepared for filing with regulatory officials as of March 31, 2020.

I have determined that the appropriate level for claims liability for this block of business is \$40,282,139.

Note that in the annual statement, both Medicaid and non-Medicaid businesses are combined.

My examination included such review of the actuarial assumptions and actuarial methods and of the underlying basic liability records and such tests of the actuarial calculations as I considered necessary.

In my opinion the amounts carried in the balance sheet on account of the actuarial items identified above:


- a) Are computed in accordance with presently accepted actuarial standards consistently applied and are fairly stated in accordance with sound actuarial principles;
- b) Are based on actuarial assumptions which are in accordance with or stronger than those called for in related contract provisions and are appropriate for the purpose for which the statement was prepared;
- c) Meet the requirements of the laws of the State of Tennessee;
- d) Make good and sufficient provision for all unpaid claims and other actuarial liabilities of the organization guaranteed under the terms of its contracts and agreements;

- e) Are computed on the basis of actuarial assumptions and methods consistent in all material respects with those used in computing the corresponding items in the annual statement of the preceding year-end; and
- f) Include provision, in the aggregate, for all actuarial reserves and related statement items which ought to be established.

The actuarial methods, considerations and analyses used in forming my opinion conform to the appropriate Standards of Practice as promulgated from time to time by the Actuarial Standards Board, whose standards form the basis of this statement of opinion.

This statement has been prepared for inclusion with United Healthcare Plan of the River Valley, Inc.'s statutory quarterly statement for filing with regulatory authorities of the State of Tennessee and is intended for no other purpose.

April 13, 2020



Kevin P. Donnelly, FSA, FCAS, MAAA

Director of Actuarial Services, United Healthcare

9800 Health Care Lane, MN006-W009

Minnetonka, MN 55343

(952) 931-5433

E-mail: Kevin.donnelly@uhc.com



April 13, 2020

STATEMENT OF ACTUARIAL OPINION

Statutory Quarterly Statement of United Healthcare Plan of the River Valley, Inc.

Medicaid Risk Business in Middle Tennessee, Long Term Care

As of and for the Period Ended March 31, 2020

I, Kevin P. Donnelly, am a Member of the American Academy of Actuaries (Academy) and Director of Actuarial Services for United Healthcare Plan of the River Valley, Inc.'s Medicaid plans. I meet the Academy qualification standards for rendering this statement of actuarial opinion.

This statement is for United Healthcare Plan of the River Valley, Inc.'s Medicaid Long Term Care risk business in Middle Tennessee, which had 3,200 members in March 31, 2020. This business became effective December 1, 2010.

I have examined the actuarial assumptions and methods used in determining the loss reserves listed below, as prepared for filing with regulatory officials as of March 31, 2020.

I have determined that the appropriate level for claims liability for this block of business is \$13,985,274.

Note that in the annual statement, both Medicaid and non-Medicaid businesses are combined.

My examination included such review of the actuarial assumptions and actuarial methods and of the underlying basic liability records and such tests of the actuarial calculations as I considered necessary.

In my opinion the amounts carried in the balance sheet on account of the actuarial items identified above:


- a) Are computed in accordance with presently accepted actuarial standards consistently applied and are fairly stated in accordance with sound actuarial principles;
- b) Are based on actuarial assumptions which are in accordance with or stronger than those called for in related contract provisions and are appropriate for the purpose for which the statement was prepared;
- c) Meet the requirements of the laws of the State of Tennessee;
- d) Make good and sufficient provision for all unpaid claims and other actuarial liabilities of the organization guaranteed under the terms of its contracts and agreements;

- e) Are computed on the basis of actuarial assumptions and methods consistent in all material respects with those used in computing the corresponding items in the annual statement of the preceding year-end; and
- f) Include provision, in the aggregate, for all actuarial reserves and related statement items which ought to be established.

The actuarial methods, considerations and analyses used in forming my opinion conform to the appropriate Standards of Practice as promulgated from time to time by the Actuarial Standards Board, whose standards form the basis of this statement of opinion.

This statement has been prepared for inclusion with United Healthcare Plan of the River Valley, Inc.'s statutory quarterly statement for filing with regulatory authorities of the State of Tennessee and is intended for no other purpose.

April 13, 2020



Kevin P. Donnelly, FSA, FCAS, MAAA

Director of Actuarial Services, United Healthcare

9800 Health Care Lane, MN006-W009

Minnetonka, MN 55343

(952) 931-5433

E-mail: Kevin.donnelly@uhc.com



April 13, 2020

STATEMENT OF ACTUARIAL OPINION

Statutory Quarterly Statement of United Healthcare Plan of the River Valley, Inc.

Medicaid Risk Business in Middle Tennessee, Excluding Long Term Care

As of and for the Period Ended March 31, 2020

I, Kevin P. Donnelly, am a Member of the American Academy of Actuaries (Academy) and Director of Actuarial Services for United Healthcare Plan of the River Valley, Inc.'s Medicaid plans. I meet the Academy qualification standards for rendering this statement of actuarial opinion.

This statement is for United Healthcare Plan of the River Valley, Inc.'s Medicaid risk business in Middle Tennessee, which had approximately 158,500 members in March 31, 2020. This business became effective April 1, 2007.

I have examined the actuarial assumptions and methods used in determining the loss reserves listed below, as prepared for filing with regulatory officials as of March 31, 2020.

I have determined that the appropriate level for claims liability for this block of business is \$52,791,807.

Note that in the annual statement, both Medicaid and non-Medicaid businesses are combined.

My examination included such review of the actuarial assumptions and actuarial methods and of the underlying basic liability records and such tests of the actuarial calculations as I considered necessary.

In my opinion the amounts carried in the balance sheet on account of the actuarial items identified above:


- a) Are computed in accordance with presently accepted actuarial standards consistently applied and are fairly stated in accordance with sound actuarial principles;
- b) Are based on actuarial assumptions which are in accordance with or stronger than those called for in related contract provisions and are appropriate for the purpose for which the statement was prepared;
- c) Meet the requirements of the laws of the State of Tennessee;
- d) Make good and sufficient provision for all unpaid claims and other actuarial liabilities of the organization guaranteed under the terms of its contracts and agreements;

- e) Are computed on the basis of actuarial assumptions and methods consistent in all material respects with those used in computing the corresponding items in the annual statement of the preceding year-end; and
- f) Include provision, in the aggregate, for all actuarial reserves and related statement items which ought to be established.

The actuarial methods, considerations and analyses used in forming my opinion conform to the appropriate Standards of Practice as promulgated from time to time by the Actuarial Standards Board, whose standards form the basis of this statement of opinion.

This statement has been prepared for inclusion with United Healthcare Plan of the River Valley, Inc.'s statutory quarterly statement for filing with regulatory authorities of the State of Tennessee and is intended for no other purpose.

April 13, 2020



Kevin P. Donnelly, FSA, FCAS, MAAA

Director of Actuarial Services, United Healthcare

9800 Health Care Lane, MN006-W009

Minnetonka, MN 55343

(952) 931-5433

E-mail: Kevin.donnelly@uhc.com



April 13, 2020

STATEMENT OF ACTUARIAL OPINION

Statutory Quarterly Statement of United Healthcare Plan of the River Valley, Inc.

Medicaid Risk Business in Western Tennessee, Long Term Care

As of and for the Period Ended March 31, 2020

I, Kevin P. Donnelly, am a Member of the American Academy of Actuaries (Academy) and Director of Actuarial Services for United Healthcare Plan of the River Valley, Inc.'s Medicaid plans. I meet the Academy qualification standards for rendering this statement of actuarial opinion.

This statement is for United Healthcare Plan of the River Valley, Inc.'s Medicaid Long Term Care risk business in Western Tennessee, which had approximately 2,700 members in March 31, 2020. This business became effective August 1, 2010.

I have examined the actuarial assumptions and methods used in determining the loss reserves listed below, as prepared for filing with regulatory officials as of March 31, 2020.

I have determined that the appropriate level for claims liability for this block of business is \$11,042,316.

Note that in the annual statement, both Medicaid and non-Medicaid businesses are combined.

My examination included such review of the actuarial assumptions and actuarial methods and of the underlying basic liability records and such tests of the actuarial calculations as I considered necessary.

In my opinion the amounts carried in the balance sheet on account of the actuarial items identified above:


- a) Are computed in accordance with presently accepted actuarial standards consistently applied and are fairly stated in accordance with sound actuarial principles;
- b) Are based on actuarial assumptions which are in accordance with or stronger than those called for in related contract provisions and are appropriate for the purpose for which the statement was prepared;
- c) Meet the requirements of the laws of the State of Tennessee;
- d) Make good and sufficient provision for all unpaid claims and other actuarial liabilities of the organization guaranteed under the terms of its contracts and agreements;

- e) Are computed on the basis of actuarial assumptions and methods consistent in all material respects with those used in computing the corresponding items in the annual statement of the preceding year-end; and
- f) Include provision, in the aggregate, for all actuarial reserves and related statement items which ought to be established.

The actuarial methods, considerations and analyses used in forming my opinion conform to the appropriate Standards of Practice as promulgated from time to time by the Actuarial Standards Board, whose standards form the basis of this statement of opinion.

This statement has been prepared for inclusion with United Healthcare Plan of the River Valley, Inc.'s statutory quarterly statement for filing with regulatory authorities of the State of Tennessee and is intended for no other purpose.

April 13, 2020



Kevin P. Donnelly, FSA, FCAS, MAAA

Director of Actuarial Services, United Healthcare

9800 Health Care Lane, MN006-W009

Minnetonka, MN 55343

(952) 931-5433

E-mail: Kevin.donnelly@uhc.com



April 13, 2020

STATEMENT OF ACTUARIAL OPINION

Statutory Quarterly Statement of United Healthcare Plan of the River Valley, Inc.

Medicaid Risk Business in Western Tennessee, Excluding Long Term Care

As of and for the Period Ended March 31, 2020

I, Kevin P. Donnelly, am a Member of the American Academy of Actuaries (Academy) and Director of Actuarial Services for United Healthcare Plan of the River Valley, Inc.'s Medicaid plans. I meet the Academy qualification standards for rendering this statement of actuarial opinion.

This statement is for United Healthcare Plan of the River Valley, Inc.'s Medicaid risk business in Western Tennessee, which had approximately 116,100 members in March 31, 2020. This business became effective December 1, 2008.

I have examined the actuarial assumptions and methods used in determining the loss reserves listed below, as prepared for filing with regulatory officials as of March 31, 2020.

I have determined that the appropriate level for claims liability for this block of business is \$32,560,295.

Note that in the annual statement, both Medicaid and non-Medicaid businesses are combined.

My examination included such review of the actuarial assumptions and actuarial methods and of the underlying basic liability records and such tests of the actuarial calculations as I considered necessary.

In my opinion the amounts carried in the balance sheet on account of the actuarial items identified above:


- a) Are computed in accordance with presently accepted actuarial standards consistently applied and are fairly stated in accordance with sound actuarial principles;
- b) Are based on actuarial assumptions which are in accordance with or stronger than those called for in related contract provisions and are appropriate for the purpose for which the statement was prepared;
- c) Meet the requirements of the laws of the State of Tennessee;
- d) Make good and sufficient provision for all unpaid claims and other actuarial liabilities of the organization guaranteed under the terms of its contracts and agreements;

- e) Are computed on the basis of actuarial assumptions and methods consistent in all material respects with those used in computing the corresponding items in the annual statement of the preceding year-end; and
- f) Include provision, in the aggregate, for all actuarial reserves and related statement items which ought to be established.

The actuarial methods, considerations and analyses used in forming my opinion conform to the appropriate Standards of Practice as promulgated from time to time by the Actuarial Standards Board, whose standards form the basis of this statement of opinion.

This statement has been prepared for inclusion with United Healthcare Plan of the River Valley, Inc.'s statutory quarterly statement for filing with regulatory authorities of the State of Tennessee and is intended for no other purpose.

April 13, 2020



Kevin P. Donnelly, FSA, FCAS, MAAA

Director of Actuarial Services, United Healthcare

9800 Health Care Lane, MN006-W009

Minnetonka, MN 55343

(952) 931-5433

E-mail: Kevin.donnelly@uhc.com

UHC Plan of the River Valley
Reconciliation of Cash to Accrual Basis Accounting
As of March 31, 2020

	<u>Middle</u>	<u>East</u>	<u>West</u>	<u>Consolidated</u>	<u>Key</u>
Cash received per premium tax reconciliation	253,362,331.03	203,767,430.45	163,937,382.36	621,067,143.84	
Change in accruals	(26,326,117.81)	(17,638,219.49)	(10,398,125.91)	(54,362,463.21)	a
Change in withhold	112,123.59	77,477.11	67,982.73	257,583.43	b
FIN360 Timing Difference	13,844.16	6,795.20	133,382.46	154,021.82	c
Capitation Payments for Pass Thru	(36,582,969.18)	(18,866,776.54)	(16,192,806.33)	(71,642,552.05)	d
Recoupment of Pass Thru Payments	5,698,929.58	4,061,872.57	2,965,945.61	12,726,747.76	e
ECF ASO Fee, claims and premium tax billing	(652,943.94)	(808,839.75)	(508,729.35)	(1,970,513.04)	f
		-		-	
Accrual basis	<u>195,625,197.43</u>	<u>170,599,739.55</u>	<u>140,005,031.57</u>	<u>506,229,968.55</u>	

Key

(a) Consistent with NAIC guidelines, UPRV records premiums on an accrual basis of accounting. The \$54M decrease in accruals is driven by \$61M decrease 2019 Base Rate Change offset by \$9 HIF accrual increase.

(b) This item is created due to changes in the amount withheld from Dec 2019 to Mar 2020.

(c) A change was made on how revenue is recorded that results in a timing difference. Prior to Sept 2017, revenue was recorded based on remittances. Effective September 2017, revenue is recorded based on the eligibility file. The variance between the files results in a timing difference between the funding received from TennCare versus the revenue recorded by UHC.

(d) Pass thru capitation based payments from TennCare for all 7 Pass Thru Programs: Emergency Medical Services(EMS), Health Directed Payment (HDP) and Patient Centered Medical Home (PCMH), Patient Centered Medical Home Outcome, Physician, Medical Therapy Management (MTM) and Health Links (HL).

(e) TennCare recoupment of Pass Thru HDP Jan 2020 \$12.6 and EMS Feb 2020 \$108K.

(f) ECF Pass thru items for Premium Tax and Claims are not booked as revenue.

Accrual change is calculated as follows:

	<u>Middle</u>	<u>East</u>	<u>West</u>	<u>Consolidated</u>	
Reversal of Dec 2019 Accrued MWOS	3,801,625.32	4,131,975.23	3,314,378.97	11,247,979.52	
Reversal of Dec 2019 Accrued RAR	(7,596,932.51)	448,460.13	4,179,358.83	(2,969,113.55)	
Reversal of Dec 2019 Accrued Retro	(4,416,288.00)	(1,356,065.68)	(1,959,954.56)	(7,732,308.24)	
Reversal of Dec 2019 Rate Change	(24,186,763.49)	(20,877,003.88)	(16,262,799.01)	(61,326,566.38)	
Mar 2020 Accrued MWOS	(3,999,589.79)	(4,279,794.04)	(3,458,777.56)	(11,738,161.39)	
Mar 2020 Accrued RAR	1,674,203.46	(496,234.73)	(1,175,023.07)	2,945.66	
Mar 2020 Accrued Retro	4,743,643.97	1,678,892.62	2,512,054.74	8,934,591.33	
Mar 2020 Accrued Rate Change	-	-	-	-	
Mar 2020 Accrued HIF	3,653,983.23	3,111,550.86	2,452,635.75	9,218,169.84	
		-		-	
Total change in accrual	<u>(26,326,117.81)</u>	<u>(17,638,219.49)</u>	<u>(10,398,125.91)</u>	<u>(54,362,463.21)</u>	Decrease

MWOS	(490,181.87)	Decrease
RAR	(2,966,167.89)	Decrease
Retro	1,202,283.09	Increase
Base Rate Change	(61,326,566.38)	Decrease
IMD Behavioral Health Accrual	9,218,169.84	Increase
	<u>(54,362,463.21)</u>	Decrease

UnitedHealthcare Plan of the River Valley, Inc.
TennCare Subsequent Collections Schedule
As of March 31, 2020

12/31/2019 AR balance by component

		12/31/2019	Medicaid	LTC	Total
GL Accrual for rate change	GL Accrual for rate change	55600-03000-1107C	61,650,547.71	(323,981.33)	61,326,566.38
GL Accrual for future retroactive premium	GL Accrual for future retroactive premium	55600-03000-1107C	8,626,933	(894,625)	7,732,308
GL Accrual for withholding	GL Accrual for withholding	55600-03000-11027	3,156,666	1,204,962	4,361,627
GL Accrual for LTC members not receiving LTC services	GL Accrual for LTC members not receiving LTC services	55600-03000-21297	686,106	(11,934,086)	(11,247,980)
GL balance 12/31/2019	GL balance 12/31/2019		74,120,253	(11,947,731)	62,172,522

2020 Cash receipts related to 2019 service dates	Prior Medicaid withhold paid	Prior LTC withhold paid	Medicaid	LTC	Medicaid Recoupments	LTC Recoupments
			Withhold on CY Cash Received for PY IDB Dates	Withhold on CY Cash Received for PY IDB Dates		
Jan-20	-	-	2,221,508	(149,510)		
Feb-20	(2,221,508)	149,510	97,437	(11,172)	(198,509)	3,138,119
Mar-20	(97,437)	11,172	79,652	(2,050)		
Total 2020 cash deposits for 2019 retro cash	(2,318,945)	160,682	2,398,597	(162,731)	(198,509)	3,138,119

Medicaid Cash Received for PY IDB Dates	LTC Cash Received for PY IDB Dates	Total Cash Received for PY IDB Dates (includes W/H & Recoupments)	Medicaid (excluding Recoupments)	LTC (excluding Recoupments)	Total Medicaid & LTC Cash Received for PY IDB Dates	Difference between L and O
(3,553,749)	442,869	(2,157,004)	(5,677,820)	581,206	(5,096,614)	2,939,610
(2,935,278)	81,289	(2,862,651)	(2,953,063)	90,412	(2,862,651)	-
(81,460,869)	6,462,309	(71,981,347)	(81,381,217)	6,460,259	(74,920,957)	2,939,610

United Healthcare C & S - Tennessee
Retroactive Revenue Accrual Summary
March-20

Total												
IDB	Mid TN - TANF		Mid TN - LTC		West TN - TANF		West TN - LTC		East TN - TANF		East TN - LTC	
	Mbrs	Rev	Mbrs	Rev	Mbrs	Rev	Mbrs	Rev	Mbrs	Rev	Mbrs	Rev
Oct-19	181	118,409.51	1	9,082.07	116	77,893.44	(0)	499.15	82	51,822.89	(1)	(6,416.43)
Nov-19	454	269,948.94	2	14,516.67	291	176,894.28	(1)	(1,399.78)	208	120,971.95	(3)	(15,745.76)
Dec-19	888	477,877.70	3	23,795.94	569	303,956.89	(2)	(3,566.73)	425	222,883.34	(7)	(32,452.39)
Jan-20	1,664	810,137.55	1	32,838.56	1,065	494,612.26	(9)	(24,826.54)	837	397,278.38	(19)	(84,304.81)
Feb-20	3,097	1,387,258.87	(16)	(17,444.83)	1,942	800,842.51	(28)	(103,772.98)	1,620	716,875.69	(56)	(253,787.13)
Mar-20	3,696	1,646,487.06	(23)	(29,264.07)	2,241	918,190.54	(35)	(127,268.30)	1,857	880,049.23	(74)	(318,282.34)
Total	9,981	4,710,119.63	(32)	33,524.34	6,222	2,772,389.92	(75)	(260,335.18)	5,029	2,389,881.48	(162)	(710,988.86)
-												
Prior Month	9,496	4,558,043.61	(27)	46,370.44	5,568	2,535,682.32	(76)	(261,545.08)	4,408	2,192,543.24	(159)	(691,035.23)
Change from Prior Month	485	152,076.02	(5)	(12,846.10)	654	236,707.60	1	1,209.90	621	197,338.24	(3)	(19,953.63)