

QUARTERLY STATEMENT

OF THE

UnitedHealthcare Plan of the River Valley, Inc.

TO THE

Insurance Department

OF THE

STATE OF

Tennessee

FOR THE QUARTER ENDED
SEPTEMBER 30, 2019

HEALTH

2019



HEALTH QUARTERLY STATEMENT

AS OF SEPTEMBER 30, 2019
OF THE CONDITION AND AFFAIRS OF THE

UnitedHealthcare Plan of the River Valley, Inc.

NAIC Group Code 0707 0707 NAIC Company Code 95378 Employer's ID Number 36-3379945
(Current) (Prior)

Organized under the Laws of Illinois, State of Domicile or Port of Entry IL

Country of Domicile United States of America

Licensed as business type: Health Maintenance Organization

Is HMO Federally Qualified? Yes [] No [X]

Incorporated/Organized 08/05/1985 Commenced Business 12/19/1985

Statutory Home Office 1300 River Drive, Suite 200 Moline, IL, US 61265
(Street and Number) (City or Town, State, Country and Zip Code)

Main Administrative Office 1300 River Drive, Suite 200
(Street and Number)
Moline, IL, US 61265 309-736-4600
(City or Town, State, Country and Zip Code) (Area Code) (Telephone Number)

Mail Address 9800 Health Care Lane, MN006-W500 Minnetonka, MN, US 55343
(Street and Number or P.O. Box) (City or Town, State, Country and Zip Code)

Primary Location of Books and Records 1300 River Drive, Suite 200
(Street and Number)
Moline, IL, US 61265 309-736-4600
(City or Town, State, Country and Zip Code) (Area Code) (Telephone Number)

Internet Website Address UHCRiverValley.com

Statutory Statement Contact Micah Forrest Wenck +1(952) 979-6175
(Name) (Area Code) (Telephone Number)
micah_1_wenck@uhc.com 952-931-4651
(E-mail Address) (FAX Number)

OFFICERS

Chief Financial Officer James Wesley Kelly Secretary Heather Anastasia Lang #
 Treasurer Peter Marshall Gill

OTHER

Robert Andersen Broomfield, President, Commercial Steven Marc Burstein, Assistant Secretary Nyle Brent Cottingham, Vice President
Keith Christopher Payet, President, Medicaid Division Jessica Leigh Zuba, Assistant Secretary

DIRECTORS OR TRUSTEES

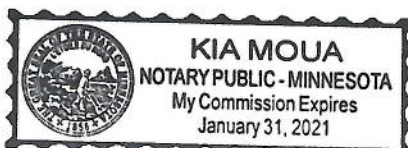
William Kenneth Appelgate Ph.D. Robert Andersen Broomfield James Edward Hecker
Brendan Paul Hostetler # James Wesley Kelly Keith Christopher Payet
Cathie Sue Whiteside Scott Edward Williams

State of Kansas State of Minnesota State of _____
 County of Johnson County of Hennepin County of _____

The officers of this reporting entity being duly sworn, each depose and say that they are the described officers of said reporting entity, and that on the reporting period stated above, all of the herein described assets were the absolute property of the said reporting entity, free and clear from any liens or claims thereon, except as herein stated, and that this statement, together with related exhibits, schedules and explanations therein contained, annexed or referred to, is a full and true statement of all the assets and liabilities and of the condition and affairs of the said reporting entity as of the reporting period stated above, and of its income and deductions therefrom for the period ended, and have been completed in accordance with the NAIC Annual Statement Instructions and Accounting Practices and Procedures manual except to the extent that: (1) state law may differ; or, (2) that state rules or regulations require differences in reporting not related to accounting practices and procedures, according to the best of their information, knowledge and belief, respectively. Furthermore, the scope of this attestation by the described officers also includes the related corresponding electronic filing with the NAIC, when required, that is an exact copy (except for formatting differences due to electronic filing) of the enclosed statement. The electronic filing may be requested by various regulators in lieu of or in addition to the enclosed statement.

[Signature] [Signature] _____
 Robert Andersen Broomfield Heather Anastasia Lang James Wesley Kelly
 President, Commercial Secretary Chief Financial Officer

Subscribed and sworn to before me this 16th day of October, 2019 Subscribed and sworn to before me this 16th day of October, 2019 Subscribed and sworn to before me this _____ day of _____



- a. Is this an original filing?..... Yes [X] No []
 b. If no,
 1. State the amendment number.....
 2. Date filed.....
 3. Number of pages attached.....

STATEMENT AS OF SEPTEMBER 30, 2019 OF THE UnitedHealthcare Plan of the River Valley, Inc.

ASSETS

| | Current Statement Date | | | 4 December 31 Prior Year Net Admitted Assets |
|--|------------------------|-------------------------|---|---|
| | 1 Assets | 2 Nonadmitted Assets | 3 Net Admitted Assets (Cols. 1 - 2) | |
| 1. Bonds | 630,922,688 | 0 | 630,922,688 | 580,414,743 |
| 2. Stocks: | | | | |
| 2.1 Preferred stocks | 0 | 0 | 0 | 0 |
| 2.2 Common stocks | 0 | 0 | 0 | 0 |
| 3. Mortgage loans on real estate: | | | | |
| 3.1 First liens | 0 | 0 | 0 | 0 |
| 3.2 Other than first liens..... | 0 | 0 | 0 | 0 |
| 4. Real estate: | | | | |
| 4.1 Properties occupied by the company (less \$0 encumbrances) | 0 | 0 | 0 | 0 |
| 4.2 Properties held for the production of income (less \$0 encumbrances) | 0 | 0 | 0 | 0 |
| 4.3 Properties held for sale (less \$0 encumbrances) | 0 | 0 | 0 | 0 |
| 5. Cash (\$17,516,646), cash equivalents (\$20,813,916) and short-term investments (\$25,329,061) | 63,659,623 | 0 | 63,659,623 | 389,306,662 |
| 6. Contract loans (including \$0 premium notes) | 0 | 0 | 0 | 0 |
| 7. Derivatives | 0 | 0 | 0 | 0 |
| 8. Other invested assets | 10,390,216 | 0 | 10,390,216 | 11,787,076 |
| 9. Receivables for securities | 0 | 0 | 0 | 0 |
| 10. Securities lending reinvested collateral assets | 0 | 0 | 0 | 0 |
| 11. Aggregate write-ins for invested assets | 0 | 0 | 0 | 0 |
| 12. Subtotals, cash and invested assets (Lines 1 to 11) | 704,972,527 | 0 | 704,972,527 | 981,508,481 |
| 13. Title plants less \$0 charged off (for Title insurers only) | 0 | 0 | 0 | 0 |
| 14. Investment income due and accrued | 4,237,730 | 0 | 4,237,730 | 5,027,139 |
| 15. Premiums and considerations: | | | | |
| 15.1 Uncollected premiums and agents' balances in the course of collection | 263,530,983 | 63,186 | 263,467,797 | 66,507,510 |
| 15.2 Deferred premiums, agents' balances and installments booked but deferred and not yet due (including \$0 earned but unbilled premiums) | 0 | 0 | 0 | 0 |
| 15.3 Accrued retrospective premiums (\$3,167,945) and contracts subject to redetermination (\$110,494,695) | 113,662,640 | 0 | 113,662,640 | 129,408,832 |
| 16. Reinsurance: | | | | |
| 16.1 Amounts recoverable from reinsurers | 0 | 0 | 0 | 0 |
| 16.2 Funds held by or deposited with reinsured companies | 0 | 0 | 0 | 0 |
| 16.3 Other amounts receivable under reinsurance contracts | 0 | 0 | 0 | 0 |
| 17. Amounts receivable relating to uninsured plans | 35,696,310 | 23,814 | 35,672,496 | 22,373,227 |
| 18.1 Current federal and foreign income tax recoverable and interest thereon | 0 | 0 | 0 | 442,651 |
| 18.2 Net deferred tax asset | 8,642,723 | 0 | 8,642,723 | 13,166,188 |
| 19. Guaranty funds receivable or on deposit | 223,953 | 0 | 223,953 | 440,566 |
| 20. Electronic data processing equipment and software | 0 | 0 | 0 | 0 |
| 21. Furniture and equipment, including health care delivery assets (\$0) | 0 | 0 | 0 | 0 |
| 22. Net adjustment in assets and liabilities due to foreign exchange rates | 0 | 0 | 0 | 0 |
| 23. Receivables from parent, subsidiaries and affiliates | 0 | 0 | 0 | 0 |
| 24. Health care (\$51,943,776) and other amounts receivable | 73,456,510 | 21,512,734 | 51,943,776 | 50,851,334 |
| 25. Aggregate write-ins for other than invested assets | 16,127 | 16,127 | 0 | 5,011,062 |
| 26. Total assets excluding Separate Accounts, Segregated Accounts and Protected Cell Accounts (Lines 12 to 25) | 1,204,439,503 | 21,615,861 | 1,182,823,642 | 1,274,736,990 |
| 27. From Separate Accounts, Segregated Accounts and Protected Cell Accounts | 0 | 0 | 0 | 0 |
| 28. Total (Lines 26 and 27) | 1,204,439,503 | 21,615,861 | 1,182,823,642 | 1,274,736,990 |
| DETAILS OF WRITE-INS | | | | |
| 1101. | | | | |
| 1102. | | | | |
| 1103. | | | | |
| 1198. Summary of remaining write-ins for Line 11 from overflow page | 0 | 0 | 0 | 0 |
| 1199. Totals (Lines 1101 through 1103 plus 1198)(Line 11 above) | 0 | 0 | 0 | 0 |
| 2501. Miscellaneous Receivables | 7,598 | 7,598 | 0 | 0 |
| 2502. Prepaid Commissions | 5,802 | 5,802 | 0 | 0 |
| 2503. Service Fee Billing | 2,727 | 2,727 | 0 | 0 |
| 2598. Summary of remaining write-ins for Line 25 from overflow page | 0 | 0 | 0 | 5,011,062 |
| 2599. Totals (Lines 2501 through 2503 plus 2598)(Line 25 above) | 16,127 | 16,127 | 0 | 5,011,062 |

LIABILITIES, CAPITAL AND SURPLUS

| | Current Period | | | Prior Year |
|--|----------------|----------------|---------------|---------------|
| | 1 Covered | 2 Uncovered | 3 Total | 4 Total |
| 1. Claims unpaid (less \$0 reinsurance ceded) | 321,315,774 | 0 | 321,315,774 | 576,251,867 |
| 2. Accrued medical incentive pool and bonus amounts | 13,074,557 | 0 | 13,074,557 | 11,458,850 |
| 3. Unpaid claims adjustment expenses | 3,509,621 | 0 | 3,509,621 | 6,288,715 |
| 4. Aggregate health policy reserves, including the liability of \$5,029,248 for medical loss ratio rebate per the Public Health Service Act | 45,719,474 | 0 | 45,719,474 | 81,193,096 |
| 5. Aggregate life policy reserves | 0 | 0 | 0 | 0 |
| 6. Property/casualty unearned premium reserve | 0 | 0 | 0 | 0 |
| 7. Aggregate health claim reserves | 2,258,752 | 0 | 2,258,752 | 3,576,284 |
| 8. Premiums received in advance | 3,153,416 | 0 | 3,153,416 | 2,235,901 |
| 9. General expenses due or accrued | 39,641,291 | 0 | 39,641,291 | 45,576,833 |
| 10.1 Current federal and foreign income tax payable and interest thereon (including \$0 on realized gains (losses)) | 20,317,723 | 0 | 20,317,723 | 0 |
| 10.2 Net deferred tax liability | 0 | 0 | 0 | 0 |
| 11. Ceded reinsurance premiums payable | 268,520 | 0 | 268,520 | 553,534 |
| 12. Amounts withheld or retained for the account of others | 56,347 | 0 | 56,347 | 25,971 |
| 13. Remittances and items not allocated | 47,128 | 0 | 47,128 | 1,080 |
| 14. Borrowed money (including \$0 current) and interest thereon \$0 (including \$0 current) | 0 | 0 | 0 | 0 |
| 15. Amounts due to parent, subsidiaries and affiliates | 172,691,936 | 0 | 172,691,936 | 83,409,524 |
| 16. Derivatives | 0 | 0 | 0 | 0 |
| 17. Payable for securities | 0 | 0 | 0 | 0 |
| 18. Payable for securities lending | 0 | 0 | 0 | 0 |
| 19. Funds held under reinsurance treaties (with \$0 authorized reinsurers, \$0 unauthorized reinsurers and \$0 certified reinsurers) | 0 | 0 | 0 | 0 |
| 20. Reinsurance in unauthorized and certified (\$0) companies | 0 | 0 | 0 | 0 |
| 21. Net adjustments in assets and liabilities due to foreign exchange rates | 0 | 0 | 0 | 0 |
| 22. Liability for amounts held under uninsured plans | 43,346,905 | 0 | 43,346,905 | 969,490 |
| 23. Aggregate write-ins for other liabilities (including \$15,213 current) | 15,213 | 0 | 15,213 | 197,708 |
| 24. Total liabilities (Lines 1 to 23) | 665,416,657 | 0 | 665,416,657 | 811,738,853 |
| 25. Aggregate write-ins for special surplus funds | XXX | XXX | 50,349,104 | 0 |
| 26. Common capital stock | XXX | XXX | 610,000 | 610,000 |
| 27. Preferred capital stock | XXX | XXX | 0 | 0 |
| 28. Gross paid in and contributed surplus | XXX | XXX | 104,977,137 | 104,977,137 |
| 29. Surplus notes | XXX | XXX | 0 | 0 |
| 30. Aggregate write-ins for other than special surplus funds | XXX | XXX | 1,500,000 | 1,500,000 |
| 31. Unassigned funds (surplus) | XXX | XXX | 359,970,744 | 355,911,000 |
| 32. Less treasury stock, at cost: | | | | |
| 32.10 shares common (value included in Line 26 \$0) | XXX | XXX | 0 | 0 |
| 32.20 shares preferred (value included in Line 27 \$0) | XXX | XXX | 0 | 0 |
| 33. Total capital and surplus (Lines 25 to 31 minus Line 32) | XXX | XXX | 517,406,985 | 462,998,137 |
| 34. Total liabilities, capital and surplus (Lines 24 and 33) | XXX | XXX | 1,182,823,642 | 1,274,736,990 |
| DETAILS OF WRITE-INS | | | | |
| 2301. Accrued Fines and Penalties | 15,213 | 0 | 15,213 | 197,708 |
| 2302. | | | | |
| 2303. | | | | |
| 2398. Summary of remaining write-ins for Line 23 from overflow page | 0 | 0 | 0 | 0 |
| 2399. Totals (Lines 2301 through 2303 plus 2398)(Line 23 above) | 15,213 | 0 | 15,213 | 197,708 |
| 2501. Section 9010 ACA Subsequent Fee Year Assessment | XXX | XXX | 50,349,104 | 0 |
| 2502. | XXX | XXX | | |
| 2503. | XXX | XXX | | |
| 2598. Summary of remaining write-ins for Line 25 from overflow page | XXX | XXX | 0 | 0 |
| 2599. Totals (Lines 2501 through 2503 plus 2598)(Line 25 above) | XXX | XXX | 50,349,104 | 0 |
| 3001. Statutory Fund | XXX | XXX | 1,500,000 | 1,500,000 |
| 3002. | XXX | XXX | | |
| 3003. | XXX | XXX | | |
| 3098. Summary of remaining write-ins for Line 30 from overflow page | XXX | XXX | 0 | 0 |
| 3099. Totals (Lines 3001 through 3003 plus 3098)(Line 30 above) | XXX | XXX | 1,500,000 | 1,500,000 |

STATEMENT OF REVENUE AND EXPENSES

| | Current Year To Date | | Prior Year To Date | Prior Year Ended December 31 |
|---|----------------------|---------------|--------------------|------------------------------|
| | 1 Uncovered | 2 Total | 3 Total | 4 Total |
| 1. Member Months | XXX | 7,054,783 | 8,516,107 | 11,319,913 |
| 2. Net premium income (including \$ 0 non-health premium income) | XXX | 3,803,329,234 | 4,505,851,483 | 6,107,079,869 |
| 3. Change in unearned premium reserves and reserve for rate credits | XXX | 40,414,995 | 15,197,950 | 14,381,702 |
| 4. Fee-for-service (net of \$ 0 medical expenses) | XXX | 0 | 0 | 0 |
| 5. Risk revenue | XXX | 0 | 0 | 0 |
| 6. Aggregate write-ins for other health care related revenues | XXX | 0 | 0 | 0 |
| 7. Aggregate write-ins for other non-health revenues | XXX | 0 | 0 | 0 |
| 8. Total revenues (Lines 2 to 7) | XXX | 3,843,744,229 | 4,521,049,433 | 6,121,461,571 |
| Hospital and Medical: | | | | |
| 9. Hospital/medical benefits | 0 | 3,076,036,139 | 3,672,110,830 | 4,964,525,535 |
| 10. Other professional services | 0 | 36,589,496 | 35,322,119 | 47,743,383 |
| 11. Outside referrals | 0 | 0 | 0 | 0 |
| 12. Emergency room and out-of-area | 0 | 0 | 0 | 0 |
| 13. Prescription drugs | 0 | 229,167,178 | 314,152,783 | 417,624,272 |
| 14. Aggregate write-ins for other hospital and medical | 0 | 0 | 0 | 0 |
| 15. Incentive pool, withhold adjustments and bonus amounts | 0 | 11,115,647 | 15,146,060 | 20,855,131 |
| 16. Subtotal (Lines 9 to 15) | 0 | 3,352,908,460 | 4,036,731,792 | 5,450,748,321 |
| Less: | | | | |
| 17. Net reinsurance recoveries | 0 | 0 | 0 | 0 |
| 18. Total hospital and medical (Lines 16 minus 17) | 0 | 3,352,908,460 | 4,036,731,792 | 5,450,748,321 |
| 19. Non-health claims (net) | 0 | 0 | 0 | 0 |
| 20. Claims adjustment expenses, including \$ 119,586,572 cost containment expenses | 0 | 187,244,380 | 202,332,074 | 294,120,097 |
| 21. General administrative expenses | 0 | 267,517,054 | 364,242,458 | 470,068,416 |
| 22. Increase in reserves for life and accident and health contracts (including \$ 0 increase in reserves for life only) | 0 | (5,121,000) | (43,862,000) | (38,741,000) |
| 23. Total underwriting deductions (Lines 18 through 22) | 0 | 3,802,548,894 | 4,559,444,324 | 6,176,195,834 |
| 24. Net underwriting gain or (loss) (Lines 8 minus 23) | XXX | 41,195,335 | (38,394,891) | (54,734,263) |
| 25. Net investment income earned | 0 | 19,612,037 | 12,470,127 | 17,504,020 |
| 26. Net realized capital gains (losses) less capital gains tax of \$ 938,581 | 0 | 3,473,539 | (185,600) | (49,745) |
| 27. Net investment gains (losses) (Lines 25 plus 26) | 0 | 23,085,576 | 12,284,527 | 17,454,275 |
| 28. Net gain or (loss) from agents' or premium balances charged off [(amount recovered \$ 12,394) (amount charged off \$ (17,715))] | 0 | (5,321) | 13,813 | 20,314 |
| 29. Aggregate write-ins for other income or expenses | 0 | 50,839 | (185,184) | (355,194) |
| 30. Net income or (loss) after capital gains tax and before all other federal income taxes (Lines 24 plus 27 plus 28 plus 29) | XXX | 64,326,429 | (26,281,735) | (37,614,868) |
| 31. Federal and foreign income taxes incurred | XXX | 7,704,142 | (4,934,855) | (7,656,306) |
| 32. Net income (loss) (Lines 30 minus 31) | XXX | 56,622,287 | (21,346,880) | (29,958,562) |
| DETAILS OF WRITE-INS | | | | |
| 0601. | XXX | | | |
| 0602. | XXX | | | |
| 0603. | XXX | | | |
| 0698. Summary of remaining write-ins for Line 6 from overflow page | XXX | 0 | 0 | 0 |
| 0699. Totals (Lines 0601 through 0603 plus 0698)(Line 6 above) | XXX | 0 | 0 | 0 |
| 0701. | XXX | | | |
| 0702. | XXX | | | |
| 0703. | XXX | | | |
| 0798. Summary of remaining write-ins for Line 7 from overflow page | XXX | 0 | 0 | 0 |
| 0799. Totals (Lines 0701 through 0703 plus 0798)(Line 7 above) | XXX | 0 | 0 | 0 |
| 1401. | | | | |
| 1402. | | | | |
| 1403. | | | | |
| 1498. Summary of remaining write-ins for Line 14 from overflow page | 0 | 0 | 0 | 0 |
| 1499. Totals (Lines 1401 through 1403 plus 1498)(Line 14 above) | 0 | 0 | 0 | 0 |
| 2901. Fines & Penalties – Paid and Accrued | 0 | 50,839 | (185,305) | (355,315) |
| 2902. Investment Proceeds–Settlement | 0 | 0 | 121 | 121 |
| 2903. | | | | |
| 2998. Summary of remaining write-ins for Line 29 from overflow page | 0 | 0 | 0 | 0 |
| 2999. Totals (Lines 2901 through 2903 plus 2998)(Line 29 above) | 0 | 50,839 | (185,184) | (355,194) |

STATEMENT OF REVENUE AND EXPENSES (Continued)

| | 1 Current Year to Date | 2 Prior Year to Date | 3 Prior Year Ended December 31 |
|--|------------------------------|----------------------------|--------------------------------------|
| CAPITAL AND SURPLUS ACCOUNT | | | |
| 33. Capital and surplus prior reporting year..... | 462,998,137 | 446,288,192 | 446,288,192 |
| 34. Net income or (loss) from Line 32 | 56,622,287 | (21,346,880) | (29,958,562) |
| 35. Change in valuation basis of aggregate policy and claim reserves | 0 | 0 | 0 |
| 36. Change in net unrealized capital gains (losses) less capital gains tax of \$ 1,597 | 6,005 | 2,715 | (1,240) |
| 37. Change in net unrealized foreign exchange capital gain or (loss) | 0 | 0 | 0 |
| 38. Change in net deferred income tax | (4,521,868) | (11,189,692) | (9,871,469) |
| 39. Change in nonadmitted assets | 2,302,424 | (162,468) | (3,458,784) |
| 40. Change in unauthorized and certified reinsurance | 0 | 0 | 0 |
| 41. Change in treasury stock | 0 | 0 | 0 |
| 42. Change in surplus notes | 0 | 0 | 0 |
| 43. Cumulative effect of changes in accounting principles..... | 0 | 0 | 0 |
| 44. Capital Changes: | | | |
| 44.1 Paid in | 0 | 0 | 0 |
| 44.2 Transferred from surplus (Stock Dividend)..... | 0 | 0 | 0 |
| 44.3 Transferred to surplus..... | 0 | 0 | 0 |
| 45. Surplus adjustments: | | | |
| 45.1 Paid in | 0 | 0 | 60,000,000 |
| 45.2 Transferred to capital (Stock Dividend) | 0 | 0 | 0 |
| 45.3 Transferred from capital | 0 | 0 | 0 |
| 46. Dividends to stockholders | 0 | 0 | 0 |
| 47. Aggregate write-ins for gains or (losses) in surplus | 0 | 0 | 0 |
| 48. Net change in capital & surplus (Lines 34 to 47) | 54,408,848 | (32,696,325) | 16,709,945 |
| 49. Capital and surplus end of reporting period (Line 33 plus 48) | 517,406,985 | 413,591,867 | 462,998,137 |
| DETAILS OF WRITE-INS | | | |
| 4701. | | | |
| 4702. | | | |
| 4703. | | | |
| 4798. Summary of remaining write-ins for Line 47 from overflow page | 0 | 0 | 0 |
| 4799. Totals (Lines 4701 through 4703 plus 4798)(Line 47 above) | 0 | 0 | 0 |

CASH FLOW

| | 1 Current Year To Date | 2 Prior Year To Date | 3 Prior Year Ended December 31 |
|---|------------------------------|----------------------------|--------------------------------------|
| Cash from Operations | | | |
| 1. Premiums collected net of reinsurance | 3,632,769,672 | 4,558,380,826 | 6,267,302,095 |
| 2. Net investment income | 24,473,408 | 19,207,115 | 25,069,491 |
| 3. Miscellaneous income | 0 | 0 | 0 |
| 4. Total (Lines 1 to 3) | 3,657,243,080 | 4,577,587,941 | 6,292,371,586 |
| 5. Benefit and loss related payments | 3,606,379,242 | 3,974,135,245 | 5,364,393,191 |
| 6. Net transfers to Separate Accounts, Segregated Accounts and Protected Cell Accounts | 0 | 0 | 0 |
| 7. Commissions, expenses paid and aggregate write-ins for deductions | 429,291,754 | 570,532,348 | 784,313,831 |
| 8. Dividends paid to policyholders | 0 | 0 | 0 |
| 9. Federal and foreign income taxes paid (recovered) net of \$0 tax on capital gains (losses) | (12,117,651) | 7,351,396 | 19,800,849 |
| 10. Total (Lines 5 through 9) | 4,023,553,345 | 4,552,018,989 | 6,168,507,871 |
| 11. Net cash from operations (Line 4 minus Line 10) | (366,310,265) | 25,568,952 | 123,863,715 |
| Cash from Investments | | | |
| 12. Proceeds from investments sold, matured or repaid: | | | |
| 12.1 Bonds | 284,800,949 | 167,252,672 | 199,127,894 |
| 12.2 Stocks | 0 | 0 | 0 |
| 12.3 Mortgage loans | 0 | 0 | 0 |
| 12.4 Real estate | 0 | 0 | 0 |
| 12.5 Other invested assets | 0 | 0 | 0 |
| 12.6 Net gains or (losses) on cash, cash equivalents and short-term investments | 19,226 | 3,095 | (1,914) |
| 12.7 Miscellaneous proceeds | 0 | 0 | 0 |
| 12.8 Total investment proceeds (Lines 12.1 to 12.7) | 284,820,175 | 167,255,767 | 199,125,980 |
| 13. Cost of investments acquired (long-term only): | | | |
| 13.1 Bonds | 333,571,843 | 180,002,229 | 207,905,225 |
| 13.2 Stocks | 0 | 0 | 0 |
| 13.3 Mortgage loans | 0 | 0 | 0 |
| 13.4 Real estate | 0 | 0 | 0 |
| 13.5 Other invested assets | 0 | 0 | 0 |
| 13.6 Miscellaneous applications | 0 | 3,119,156 | 981,451 |
| 13.7 Total investments acquired (Lines 13.1 to 13.6) | 333,571,843 | 183,121,385 | 208,886,676 |
| 14. Net increase (or decrease) in contract loans and premium notes | 0 | 0 | 0 |
| 15. Net cash from investments (Line 12.8 minus Line 13.7 and Line 14) | (48,751,668) | (15,865,618) | (9,760,696) |
| Cash from Financing and Miscellaneous Sources | | | |
| 16. Cash provided (applied): | | | |
| 16.1 Surplus notes, capital notes | 0 | 0 | 0 |
| 16.2 Capital and paid in surplus, less treasury stock | 0 | 0 | 60,000,000 |
| 16.3 Borrowed funds | 0 | 0 | 0 |
| 16.4 Net deposits on deposit-type contracts and other insurance liabilities | 0 | 0 | 0 |
| 16.5 Dividends to stockholders | 0 | 0 | 0 |
| 16.6 Other cash provided (applied) | 89,414,894 | (34,987,283) | 21,390,689 |
| 17. Net cash from financing and miscellaneous sources (Line 16.1 through Line 16.4 minus Line 16.5 plus Line 16.6) | 89,414,894 | (34,987,283) | 81,390,689 |
| RECONCILIATION OF CASH, CASH EQUIVALENTS AND SHORT-TERM INVESTMENTS | | | |
| 18. Net change in cash, cash equivalents and short-term investments (Line 11, plus Lines 15 and 17) | (325,647,039) | (25,283,949) | 195,493,708 |
| 19. Cash, cash equivalents and short-term investments: | | | |
| 19.1 Beginning of year | 389,306,662 | 193,812,954 | 193,812,954 |
| 19.2 End of period (Line 18 plus Line 19.1) | 63,659,623 | 168,529,005 | 389,306,662 |

Note: Supplemental disclosures of cash flow information for non-cash transactions:

| | | | |
|--|--|--|--|
| | | | |
|--|--|--|--|

EXHIBIT OF PREMIUMS, ENROLLMENT AND UTILIZATION

| | 1 Total | Comprehensive (Hospital & Medical) | | 4 Medicare Supplement | 5 Vision Only | 6 Dental Only | 7 Federal Employees Health Benefit Plan | 8 Title XVIII Medicare | 9 Title XIX Medicaid | 10 Other |
|--|---------------|---------------------------------------|-------------|-----------------------------|---------------------|---------------------|---|------------------------------|----------------------------|-------------|
| | | 2 Individual | 3 Group | | | | | | | |
| Total Members at end of: | | | | | | | | | | |
| 1. Prior Year | 936,930 | 38,243 | 28,583 | 0 | 0 | 0 | 1,935 | 60,890 | 807,278 | 0 |
| 2. First Quarter | 930,593 | 37,420 | 27,240 | 0 | 0 | 0 | 0 | 61,634 | 804,299 | 0 |
| 3. Second Quarter | 904,949 | 33,830 | 26,569 | 0 | 0 | 0 | 0 | 62,222 | 782,328 | 0 |
| 4. Third Quarter | 506,635 | 0 | 25,481 | 0 | 0 | 0 | 0 | 62,210 | 418,944 | 0 |
| 5. Current Year | 0 | 0 | 0 | 0 | 0 | 0 | 0 | 0 | 0 | 0 |
| 6. Current Year Member Months | 7,054,783 | 219,641 | 239,641 | 0 | 0 | 0 | 49 | 557,598 | 6,037,854 | 0 |
| Total Member Ambulatory Encounters for Period: | | | | | | | | | | |
| 7. Physician | 5,955,462 | 90,765 | 171,335 | 0 | 0 | 0 | 0 | 1,381,070 | 4,312,292 | 0 |
| 8. Non-Physician | 3,616,106 | 50,438 | 7,413 | 0 | 0 | 0 | 0 | 714,128 | 2,844,127 | 0 |
| 9. Total | 9,571,568 | 141,203 | 178,748 | 0 | 0 | 0 | 0 | 2,095,198 | 7,156,419 | 0 |
| 10. Hospital Patient Days Incurred | 4,117,169 | 2,258 | 2,693 | 0 | 0 | 0 | 0 | 195,303 | 3,916,915 | 0 |
| 11. Number of Inpatient Admissions | 238,906 | 411 | 880 | 0 | 0 | 0 | 0 | 25,335 | 212,280 | 0 |
| 12. Health Premiums Written (a) | 3,807,199,940 | 28,765,883 | 100,724,481 | 0 | 0 | 0 | 114,369 | 778,881,286 | 2,898,713,921 | 0 |
| 13. Life Premiums Direct | 0 | 0 | 0 | 0 | 0 | 0 | 0 | 0 | 0 | 0 |
| 14. Property/Casualty Premiums Written | 0 | 0 | 0 | 0 | 0 | 0 | 0 | 0 | 0 | 0 |
| 15. Health Premiums Earned | 3,847,614,935 | 28,765,883 | 99,066,325 | 0 | 0 | 0 | 114,369 | 820,954,437 | 2,898,713,921 | 0 |
| 16. Property/Casualty Premiums Earned | 0 | 0 | 0 | 0 | 0 | 0 | 0 | 0 | 0 | 0 |
| 17. Amount Paid for Provision of Health Care Services..... | 3,606,379,242 | 31,282,427 | 79,330,314 | 0 | 0 | 0 | 927,155 | 675,418,202 | 2,819,421,144 | 0 |
| 18. Amount Incurred for Provision of Health Care Services | 3,352,908,460 | 28,729,024 | 77,343,917 | 0 | 0 | 0 | (390,727) | 687,755,865 | 2,559,470,381 | 0 |

(a) For health premiums written: amount of Medicare Title XVIII exempt from state taxes or fees \$778,881,286

UNDERWRITING AND INVESTMENT EXHIBIT

ANALYSIS OF CLAIMS UNPAID - PRIOR YEAR - NET OF REINSURANCE

| Line of Business | Claims Paid Year to Date | | Liability End of Current Quarter | | 5 Claims Incurred in Prior Years (Columns 1 + 3) | 6 Estimated Claim Reserve and Claim Liability December 31 of Prior Year |
|---|---|---|--|---|---|--|
| | 1 On Claims Incurred Prior to January 1 of Current Year | 2 On Claims Incurred During the Year | 3 On Claims Unpaid Dec. 31 of Prior Year | 4 On Claims Incurred During the Year | | |
| 1. Comprehensive (hospital and medical) | 11,938,087 | 98,662,972 | 619,422 | 13,063,416 | 12,557,509 | 17,586,319 |
| 2. Medicare Supplement | 0 | 0 | 0 | 0 | 0 | 0 |
| 3. Dental Only | 0 | 0 | 0 | 0 | 0 | 0 |
| 4. Vision Only | 0 | 0 | 0 | 0 | 0 | 0 |
| 5. Federal Employees Health Benefits Plan | 926,923 | 0 | 8,461 | 0 | 935,384 | 1,768,358 |
| 6. Title XVIII - Medicare | 42,192,325 | 630,845,487 | 4,714,198 | 94,103,930 | 46,906,523 | 83,177,259 |
| 7. Title XIX - Medicaid | 392,832,201 | 2,419,481,308 | 28,300,727 | 182,764,371 | 421,132,928 | 477,296,215 |
| 8. Other health | 0 | 0 | 0 | 0 | 0 | 0 |
| 9. Health subtotal (Lines 1 to 8) | 447,889,536 | 3,148,989,767 | 33,642,808 | 289,931,717 | 481,532,344 | 579,828,151 |
| 10. Healthcare receivables (a) | 15,348,657 | 54,136,380 | 0 | 3,647,547 | 15,348,657 | 74,299,720 |
| 11. Other non-health | 0 | 0 | 0 | 0 | 0 | 0 |
| 12. Medical incentive pools and bonus amounts | 6,056,430 | 3,443,510 | 4,649,214 | 8,425,343 | 10,705,644 | 11,458,850 |
| 13. Totals (Lines 9-10+11+12) | 438,597,309 | 3,098,296,897 | 38,292,022 | 294,709,513 | 476,889,331 | 516,987,281 |

(a) Excludes \$ 323,927 loans or advances to providers not yet expensed.

NOTES TO FINANCIAL STATEMENTS

1. SUMMARY OF SIGNIFICANT ACCOUNTING POLICIES AND GOING CONCERN

On March 29, 2019, the Company gave notice of its intent to terminate the State of Iowa, Department of Human Services ("IA DHS") Medicaid contract effective June 30, 2019. This contract represented 47.9% and 48.7% of total direct premiums written as of June 30, 2019 and December 31, 2018, respectively. All impacted members have been transitioned to the remaining carriers with an effective date of July 1, 2019.

Effective January 1, 2019, the Company has discontinued offering the Federal Employee Health Benefit Plan ("FEHBP") product which represented 0.3% of total direct premiums written as of December 31, 2018.

A. Accounting Practices

The statutory basis financial statements of UnitedHealthcare Plan of the River Valley, Inc. (the "Company") are presented on the basis of accounting practices prescribed and permitted by the Illinois Department of Insurance ("IDOI").

The IDOI recognizes only statutory accounting practices, prescribed and permitted by the State of Illinois, for determining and reporting the financial condition and results of operations of a health maintenance organization, for determining its solvency under Illinois Insurance Law. The state prescribes the use of the National Association of Insurance Commissioners' ("NAIC") Accounting Practices and Procedures manual ("NAIC SAP") in effect for the accounting periods covered in the statutory basis financial statements.

No significant differences exist between the practices prescribed and permitted by the State of Illinois and the NAIC SAP which materially affect the statutory basis net income (loss) and capital and surplus, as illustrated in the table below:

| | SSAP # | F/S Page # | F/S Line # | September 30, 2019 | December 31, 2018 |
|---|--------|------------|------------|-----------------------|------------------------|
| Net Income (Loss) | | | | | |
| (1) Company state basis (Page 4, Line 32, Columns 2 & 4) | XXX | XXX | XXX | \$ 56,622,287 | \$ (29,958,562) |
| (2) State prescribed practices that are an increase/(decrease) from NAIC SAP: Not Applicable | | | | - | - |
| (3) State permitted practices that are an increase/(decrease) from NAIC SAP: Not Applicable | | | | - | - |
| (4) NAIC SAP (1 - 2 - 3 = 4) | XXX | XXX | XXX | <u>\$ 56,622,287</u> | <u>\$ (29,958,562)</u> |
| Capital and Surplus | | | | | |
| (5) Company state basis (Page 3, Line 33, Columns 3 & 4) | XXX | XXX | XXX | \$ 517,406,985 | \$ 462,998,137 |
| (6) State prescribed practices that are an increase/(decrease) from NAIC SAP: Not Applicable | | | | - | - |
| (7) State permitted practices that are an increase/(decrease) from NAIC SAP: Not Applicable | | | | - | - |
| (8) NAIC SAP (5 - 6 - 7 = 8) | XXX | XXX | XXX | <u>\$ 517,406,985</u> | <u>\$ 462,998,137</u> |

B. Use of Estimates in the Preparation of the Statutory Basis Financial Statements

No significant change.

C. Accounting Policy

(1–5) No significant change.

(6) U.S. government and agency securities and corporate debt securities include loan-backed securities (mortgage-backed securities and asset-backed securities), which are valued using the retrospective adjustment methodology. Prepayment assumptions for the determination of the book/adjusted carrying value, commonly referred to as amortized cost, of loan-backed securities are based on a three-month constant prepayment rate history obtained from external data source vendors. The Company's investment policy limits investments in nonagency residential mortgage-backed securities, including home equity and sub-prime mortgages, to 10% of total cash and invested assets. Total combined investments in mortgage-backed securities and asset-backed securities cannot exceed more than 30% of total cash and invested assets.

(7–13) No significant change.

D. Going Concern

The Company has the ability and will continue to operate for a period of time sufficient to carry out its commitments, obligations and business objectives.

2. ACCOUNTING CHANGES AND CORRECTION OF ERRORS

No significant change.

3. BUSINESS COMBINATIONS AND GOODWILL

A–D. No significant change.

4. DISCONTINUED OPERATIONS

The Company did not discontinue any operations during 2019 or 2018, however, on March 29, 2019, the Company gave notice of its intent to terminate the IA DHS Medicaid contract effective June 30, 2019. This contract represented 47.9% and 48.7% of total direct premiums written as of June 30, 2019 and December 31, 2018, respectively. All impacted members have been transitioned to the remaining carriers with an effective date of July 1, 2019.

Effective January 1, 2019, the Company has discontinued offering the FEHBP product which represented 0.3% of total direct premiums written as of December 31, 2018.

A. Discontinued Operation Disposed of or Classified as Held for Sale

(1–4) No significant change.

B. Change in Plan of Sale of Discontinued Operations — Not applicable.

C. Nature of any Significant Continuing Involvement with Discontinued Operations after Disposal — Not applicable.

D. Equity Interest Retained in the Discontinued Operation after Disposal — Not applicable.

5. INVESTMENTS AND OTHER INVESTED ASSETS

A. Mortgage Loans, including Mezzanine Real Estate Loans

No significant change.

B. Debt Restructuring

No significant change.

C. Reverse Mortgages

No significant change.

D. Loan-Backed Securities

(1) U.S. government and agency securities and corporate debt securities include loan-backed securities (mortgage-backed securities and asset-backed securities), which are valued using the retrospective adjustment methodology. Prepayment assumptions for the determination of the book/adjusted carrying value, commonly referred to as amortized cost, of loan-backed securities are based on a three-month constant prepayment rate history obtained from external data source vendors.

(2) The Company did not recognize any other-than-temporary impairments (“OTTIs”) on loan-backed securities as of September 30, 2019.

(3) The Company did not have any loan-backed securities with OTTIs to report by CUSIP as of September 30, 2019.

- (4) The following table illustrates the fair value, gross unrecognized unrealized losses, and length of time that the loan-backed securities have been in a continuous unrecognized unrealized loss position as of September 30, 2019 and December 31, 2018:

| | September 30, 2019 |
|--|---------------------------|
| The aggregate amount of unrealized losses: | |
| 1. Less than 12 months | \$ 32,333 |
| 2. 12 Months or longer | 262,418 |
| The aggregate related fair value of securities with unrealized losses: | |
| 1. Less than 12 months | 10,330,840 |
| 2. 12 Months or longer | 37,568,349 |
| | December 31, 2018 |
| The aggregate amount of unrealized losses: | |
| 1. Less than 12 months | \$ 96,766 |
| 2. 12 Months or longer | 2,269,875 |
| The aggregate related fair value of securities with unrealized losses: | |
| 1. Less than 12 months | 32,080,386 |
| 2. 12 Months or longer | 73,011,183 |

- (5) The Company believes that it will collect all principal and interest due on all investments that have an amortized cost in excess of fair value. The unrecognized unrealized losses as of September 30, 2019 were primarily caused by interest rate increases and not by unfavorable changes in the credit ratings associated with these securities.

E. Dollar Repurchase Agreements and/or Securities Lending Transactions — Not applicable.

F. Repurchase Agreements Transactions Accounted for as Secured Borrowing — Not applicable.

G. Reverse Repurchase Agreements Transactions Accounted for as Secured Borrowing — Not applicable.

H. Repurchase Agreements Transactions Accounted for as a Sale — Not applicable.

I. Reverse Repurchase Agreements Transactions Accounted for as a Sale — Not applicable.

J. Real Estate — Not applicable.

K. Low-Income Housing Tax Credits (“LIHTC”)

(1–7) LIHTC investments of \$10,390,216 and \$11,787,076 as of September 30, 2019 and December 31, 2018, respectively, are included in other invested assets in the statutory basis statements of admitted assets, liabilities, and capital and surplus. The Company has no corresponding liability as of September 30, 2019 and December 31, 2018, for future capital contributions. The number of remaining years of unexpired tax credits is five and the required holding period for the LIHTC investments is ten years. The LIHTC investments are not currently subject to any regulatory reviews. The Company did not recognize any impairment losses, write-downs, or reclassifications during the nine months ended September 30, 2019 and the year ended December 31, 2018.

L. Restricted Assets

Effective February 11, 2019, the Company pledged a \$500,000 demand deposit as collateral for the State of Tennessee, TennCare Medicaid initiative called “QuILTSS”, or Quality Improvement in Long Term Services and Support. This demand deposit is currently held at Optum Bank, Inc. and is restricted as to its use. This deposit is included in cash in the statutory basis financial statements and is stated at book/adjusted carrying value, which approximately fair value. Interest earned on this deposit accrues to the Company.

There were no other significant changes in restricted assets.

M. Working Capital Finance Investments — Not applicable.

N. Offsetting and Netting of Assets and Liabilities

The Company does not have any offsetting or netting of assets and liabilities as it relates to derivatives, repurchase and reverse repurchase agreements, and securities borrowing and securities lending activities.

O. Structured Notes

The Company does not have any structured notes.

P. 5GI Securities

The Company does not have any investments with an NAIC designation of 5GI as of September 30, 2019 and December 31, 2018.

Q. Short Sales — Not applicable.

R. Prepayment Penalty and Acceleration Fees — Not applicable.

6. JOINT VENTURES, PARTNERSHIPS, AND LIMITED LIABILITY COMPANIES

A–B. No significant change.

7. INVESTMENT INCOME

A–B. No significant change.

8. DERIVATIVE INSTRUMENTS

A–H. No significant change.

9. INCOME TAXES

A–C. No significant change.

D. The ratio between the provision for federal income taxes benefit and net income (loss) before federal income taxes benefit and net realized capital gains (losses) has changed from the prior year primarily due to the annual health insurer fee (“HIF”) under Section 9010 of the Patient Protection and Affordable Care Act (“ACA”). In 2018, the HIF was included in the statutory basis statements of operations, but was non-deductible for income tax purposes. The Company was required to expense 100% of the estimated annual fee on January 1, 2018. The Company’s HIF expense was \$63,738,432 in 2018 which was paid in September 2018. Due to the moratorium in 2019, there is no HIF included in the 2019 statutory basis statements of operations.

E–I. No significant change.

10. INFORMATION CONCERNING PARENT, SUBSIDIARIES, AND AFFILIATES

A–O. Material Related Party Transactions

No significant change.

11. DEBT

A–B. The Company had no outstanding debt with third-parties or outstanding Federal Home Loan Bank agreements during 2019 and 2018.

12. RETIREMENT PLANS, DEFERRED COMPENSATION, POSTEMPLOYMENT BENEFITS AND COMPENSATED ABSENCES, AND OTHER POSTRETIREMENT BENEFIT PLANS

A–I. The Company has no defined benefit plans, defined contribution plans, multiemployer plans, consolidated/holding company plans, postemployment benefits, and compensated absences plans and is not impacted by the Medicare Modernization Act on postretirement benefits, since all personnel are employees of United HealthCare Services, Inc. (“UHS”), which provides services to the Company under the terms of a management agreement (the “Agreement”).

13. CAPITAL AND SURPLUS, SHAREHOLDERS’ DIVIDEND RESTRICTIONS, AND QUASI-REORGANIZATIONS

(1–13) No significant change.

14. LIABILITIES, CONTINGENCIES AND ASSESSMENTS

A–E. No significant change.

F. All Other Contingencies

The Company has been, or is currently involved, in various governmental investigations, audits and reviews. These include routine, regular and special investigations, audits and reviews by Centers for Medicare and Medicaid Services (“CMS”), state insurance and health and welfare departments and other governmental authorities. Certain aspects of the Company’s businesses have been reviewed or are currently under review, for reasons including compliance with coding and other requirements under the Medicare risk-adjustment model.

On February 14, 2017, the Department of Justice (“DOJ”) announced its decision to pursue certain claims within a lawsuit initially asserted against the Company and filed under seal by a whistleblower in 2011. The whistleblower’s complaint, which was unsealed on February 15, 2017, alleges that the Company made improper risk adjustment submissions and violated the False Claims Act. On February 12, 2018, the court granted in part and denied in part the Company’s motion to dismiss. In May 2018, the DOJ moved to dismiss the Company’s counterclaims, which were filed in March 2018, and moved for partial summary judgment. In March 2019, the court denied the government’s motion for partial summary judgement and dismissed the Company’s counterclaims without prejudice. The Company cannot reasonably estimate the outcome that may result from this matter given its procedural status.

Risk Adjustment Data Validation Audit – No significant change.

There are no assets that the Company considers to be impaired at September 30, 2019.

15. LEASES

A–B. No significant change.

16. INFORMATION ABOUT FINANCIAL INSTRUMENTS WITH OFF-BALANCE-SHEET RISK AND FINANCIAL INSTRUMENTS WITH CONCENTRATIONS OF CREDIT RISK

(1–4) No significant change.

17. SALE, TRANSFER, AND SERVICING OF FINANCIAL ASSETS AND EXTINGUISHMENTS OF LIABILITIES

A–C. The Company did not participate in any transfers of receivables, financial assets, or wash sales as of September 30, 2019 or December 31, 2018.

18. GAIN OR LOSS TO THE REPORTING ENTITY FROM UNINSURED PLANS AND THE UNINSURED PORTION OF PARTIALLY INSURED PLANS

A. ASO Plans

The Company has an Administrative Services Only Contract (“ASO”) with the State of Tennessee Department of TennCare (“TennCare”) for the Employment and Community First (“ECF”) product for which TennCare retains all of the health care service risk, while the Company assumes the administrative risk. The Company has recorded ASO receivables for amounts due from TennCare for administrating the ECF benefit of \$468,800 and \$443,600 as of September 30, 2019 and December 31, 2018, respectively, which are included in amounts receivable relating to uninsured plans in the statutory basis statements of admitted assets, liabilities, and capital and surplus. The Company’s liability for premium taxes payable on the ECF activity of \$503,297 and \$534,927 as of September 30, 2019 and December 31, 2018, respectively, is included in general expenses due or accrued in the statutory basis statements of admitted assets, liabilities, and capital and surplus.

The net gain from operations of the uninsured portion of ASO uninsured plans and the uninsured portion of partially insured plans are as follows:

| | 2019 | | |
|---|---------------------------|---|--------------|
| | ASO Uninsured Plans | Uninsured Portion of Partially Insured Plans | Total ASO |
| a. Net reimbursement for administrative expenses (including administrative fees) in excess of actual expenses | \$ 2,241,369 | \$ - | \$ 2,241,369 |
| b. Total net other income or expenses (including interest paid to or received from plans) | - | - | - |
| c. Net gain (loss) from operations | 2,241,369 | - | 2,241,369 |
| d. Total claim payment volume | 5,562,917 | - | 5,562,917 |

| | 2018 | | |
|---|---------------------------|---|--------------|
| | ASO Uninsured Plans | Uninsured Portion of Partially Insured Plans | Total ASO |
| a. Net reimbursement for administrative expenses (including administrative fees) in excess of actual expenses | \$ 2,934,891 | \$ - | \$ 2,934,891 |
| b. Total net other income or expenses (including interest paid to or received from plans) | - | - | - |
| c. Net gain (loss) from operations | 2,934,891 | - | 2,934,891 |
| d. Total claim payment volume | 4,940,031 | - | 4,940,031 |

B. The Company has no operations from Administrative Services Contract.

C. Medicare or Other Similarly Structured Cost Based Reimbursement Contract

The Medicare Part D program is a partially insured plan. The Company recorded a receivable in amounts receivable relating to uninsured plans in the statutory basis statements of admitted assets, liabilities, and capital and surplus of \$16,759,771 and \$9,386,156 as of September 30, 2019 and December 31, 2018, respectively, for cost reimbursement under the Medicare Part D program for the catastrophic reinsurance and low-income member cost-sharing subsidies. The Company also recorded a receivable of \$41,817 and \$22,580 and a payable of \$64,912 and \$17,922, respectively, as of September 30, 2019 and December 31, 2018 for the Medicare Part D CMS Coverage Gap Discount Program.

The Company participates in administering the payments for TennCare's pharmaceutical benefit manager. There is no risk to the Company as a result of these transactions. The Company recorded a premium tax receivable from TennCare of \$5,193,156 and \$5,024,342 and a corresponding premium tax payable of \$5,193,156 and \$5,024,342 as of September 30, 2019 and December 31, 2018, respectively, which is included in amounts receivable relating to uninsured plans and general expenses due or accrued, respectively, in the statutory basis statements of admitted assets, liabilities, and capital and surplus.

TennCare administers enhanced rate payments for the Emergency Medical Service ("EMS"), Patient Centered Medical Home ("PCMH"), Hospital Directed Payments ("HDP"), Medical Therapy Management ("MTM"), and Physician Service ("PHY") programs through non-risk reconciled payments. The acute benefits for EMS, PCMH, HDP, MTM, and PHY are included in the TennCare's capitation rate. The state-directed PCMH enhanced payments are reimbursed outside of the monthly capitation rates. The Company subsequently remits payment at agreed upon intervals based on a detailed listing provided by TennCare. There is no risk to the Company as any excess or shortfall is 100% remitted or received back from the state. A receivable of \$3,895,311 and \$2,271,637 and a payable of \$43,163,450 and \$45,528 as of September 30, 2019 and December 31, 2018, respectively, related to the enhanced rate payments are included in amounts receivable relating to uninsured plans and liability for amounts held under uninsured plans, respectively, in the statutory basis statements of admitted assets, liabilities, and capital and surplus.

The IA DHS has elected to administer enhanced rate payments for the Graduate Medical Education (“GME”) and University of Iowa Health Care Physician Supplemental Programs (“UIHCP”) programs through non-risk reconciled payments. The IA DHS capitation rate is inclusive of the enhanced rate and the Company subsequently remits payment at agreed upon intervals to the GME and the UIHCP programs based on a detailed listing provided by the IA DHS. There is no risk to the Company as any excess or shortfall is 100% remitted or received back from the state. A payable of \$118,543 and \$906,040 as of September 30, 2019 and December 31, 2018, respectively, related to the rate enhanced payments is included in liability for amounts held under uninsured plans in the statutory basis statements of admitted assets, liabilities, and capital and surplus.

The Company has an agreement with IA DHS for hemophilia prescription drugs. IA DHS reimburses the Company for all blood factor hemophilia prescription costs. There is no risk to the Company as all claims are 100% reimbursed by the state pursuant to the agreement. The Company has recorded a receivable for reimbursement due from IA DHS for these costs of \$9,313,641 and \$5,224,912 as of September 30, 2019 and December 31, 2018, respectively, which is included in amounts receivable relating to uninsured plans in the statutory basis statements of admitted assets, liabilities, and capital and surplus.

19. DIRECT PREMIUM WRITTEN/PRODUCED BY MANAGING GENERAL AGENTS/THIRD-PARTY ADMINISTRATORS

No significant change.

20. FAIR VALUE MEASUREMENT

The NAIC SAP defines fair value, establishes a framework for measuring fair value, and outlines the disclosure requirements related to fair value measurements. The fair value hierarchy is as follows:

Level 1 — Quoted (unadjusted) prices for identical assets in active markets.

Level 2 — Other observable inputs, either directly or indirectly, including:

- Quoted prices for similar assets in active markets;
- Quoted prices for identical or similar assets in nonactive markets (few transactions, limited information, noncurrent prices, high variability over time, etc.);
- Inputs other than quoted prices that are observable for the asset (interest rates, yield curves, volatilities, default rates, etc.);
- Inputs that are derived principally from or corroborated by other observable market data.

Level 3 — Unobservable inputs that cannot be corroborated by observable market data.

The estimated fair values of bonds, short-term investments, and cash equivalents are based on quoted market prices, where available. The Company obtains one price for each security primarily from a third-party pricing service (“pricing service”), which generally uses quoted prices or other observable inputs for the determination of fair value. The pricing service normally derives the security prices through recently reported trades for identical or similar securities, making adjustments through the reporting date based upon available observable market information. For securities not actively traded, the pricing service may use quoted market prices of comparable instruments or discounted cash flow analyses, incorporating inputs that are currently observable in the markets for similar securities. Inputs that are often used in the valuation methodologies include, but are not limited to, non-binding broker quotes, benchmark yields, credit spreads, default rates and prepayment speeds. As the Company is responsible for the determination of fair value, it performs quarterly analyses on the prices received from the pricing service to determine whether the prices are reasonable estimates of fair value. Specifically, the Company compares the prices received from the pricing service to a secondary pricing source; prices reported by its custodian, its investment consultant and third-party investment advisors. Additionally, the Company compares changes in the reported market values and returns to relevant market indices to test the reasonableness of the reported prices. The Company’s internal price verification procedures and review of fair value methodology documentation provided by independent pricing services have not historically resulted in an adjustment in the prices obtained from the pricing service.

In instances in which the inputs used to measure fair value fall into different levels of the fair value hierarchy, the fair value measurement has been determined based on the lowest-level input that is significant to the fair value measurement in its entirety. The Company’s assessment of the significance of a particular item to the fair value measurement in its entirety requires judgment, including the consideration of inputs specific to the asset or liability.

A. Fair Value**(1) Fair Value Measurements at Reporting Date**

The following tables present information about the Company's financial assets that are measured and reported at fair value as of September 30, 2019 and December 31, 2018, in the statutory basis statements of admitted assets, liabilities, and capital and surplus according to the valuation techniques the Company used to determine their fair values:

| Description for Each Class of Asset or Liability | September 30, 2019 | | | | Total |
|---|----------------------|-------------|-------------|-----------------------------|----------------------|
| | (Level 1) | (Level 2) | (Level 3) | Net Asset Value (NAV) | |
| a. Assets at fair value: | | | | | |
| Perpetual preferred stock: | | | | | |
| Industrial and misc | \$ - | \$ - | \$ - | \$ - | \$ - |
| Parent, subsidiaries, and affiliates | - | - | - | - | - |
| Total perpetual preferred stocks | - | - | - | - | - |
| Bonds: | | | | | |
| U.S. governments | - | - | - | - | - |
| Industrial and misc | - | - | - | - | - |
| Hybrid securities | - | - | - | - | - |
| Parent, subsidiaries, and affiliates | - | - | - | - | - |
| Total bonds | - | - | - | - | - |
| Common stock: | | | | | |
| Industrial and misc | - | - | - | - | - |
| Parent, subsidiaries, and affiliates | - | - | - | - | - |
| Total common stock | - | - | - | - | - |
| Derivative assets: | | | | | |
| Interest rate contracts | - | - | - | - | - |
| Foreign exchange contracts | - | - | - | - | - |
| Credit contracts | - | - | - | - | - |
| Commodity futures contracts | - | - | - | - | - |
| Commodity forward contracts | - | - | - | - | - |
| Total derivatives | - | - | - | - | - |
| Money-market funds | 20,813,916 | - | - | - | 20,813,916 |
| Additional write-ins | - | - | - | - | - |
| Separate account assets | - | - | - | - | - |
| Total assets at fair value/NAV | <u>\$ 20,813,916</u> | <u>\$ -</u> | <u>\$ -</u> | <u>\$ -</u> | <u>\$ 20,813,916</u> |
| b. Liabilities at fair value: | | | | | |
| Derivative liabilities | \$ - | \$ - | \$ - | \$ - | - |
| Additional write-ins | - | - | - | - | - |
| Additional write-ins | - | - | - | - | - |
| Total liabilities at fair value | <u>\$ -</u> | <u>\$ -</u> | <u>\$ -</u> | <u>\$ -</u> | <u>\$ -</u> |

STATEMENT AS OF SEPTEMBER 30, 2019 OF THE UnitedHealthcare Plan of the River Valley, Inc.

| Description for Each Class of Asset or Liability | December 31, 2018 | | | | Total |
|---|-----------------------|-------------|-------------|-----------------------------|-----------------------|
| | (Level 1) | (Level 2) | (Level 3) | Net Asset Value (NAV) | |
| a. Assets at fair value: | | | | | |
| Perpetual preferred stock: | | | | | |
| Industrial and misc Parent, subsidiaries, and affiliates | \$ - | \$ - | \$ - | \$ - | \$ - |
| Total perpetual preferred stocks | - | - | - | - | - |
| Bonds: | | | | | |
| U.S. governments | - | - | - | - | - |
| Industrial and misc | - | - | - | - | - |
| Hybrid securities | - | - | - | - | - |
| Parent, subsidiaries, and affiliates | - | - | - | - | - |
| Total bonds | - | - | - | - | - |
| Common stock: | | | | | |
| Industrial and misc | - | - | - | - | - |
| Parent, subsidiaries, and affiliates | - | - | - | - | - |
| Total common stock | - | - | - | - | - |
| Derivative assets: | | | | | |
| Interest rate contracts | - | - | - | - | - |
| Foreign exchange contracts | - | - | - | - | - |
| Credit contracts | - | - | - | - | - |
| Commodity futures contracts | - | - | - | - | - |
| Commodity forward contracts | - | - | - | - | - |
| Total derivatives | - | - | - | - | - |
| Money-market funds | 354,317,794 | - | - | - | 354,317,794 |
| Additional write-ins | - | - | - | - | - |
| Separate account assets | - | - | - | - | - |
| Total assets at fair value/NAV | <u>\$ 354,317,794</u> | <u>\$ -</u> | <u>\$ -</u> | <u>\$ -</u> | <u>\$ 354,317,794</u> |
| b. Liabilities at fair value: | | | | | |
| Derivative liabilities | \$ - | \$ - | \$ - | \$ - | - |
| Additional write-ins | - | - | - | - | - |
| Additional write-ins | - | - | - | - | - |
| Total liabilities at fair value | <u>\$ -</u> | <u>\$ -</u> | <u>\$ -</u> | <u>\$ -</u> | <u>\$ -</u> |

There were no transfers between Level 1 and 2 during the nine months ended September 30, 2019 and the year ended December 31, 2018.

- (2) Company does consider its investments in LIHTC investments as a Level 3 investment as there is no readily available market. As a result, these investments are recorded and reported at book/adjusted carrying value of \$10,390,216 and \$11,787,076 as of September 30, 2019 and December 31, 2018, respectively.
- (3) Transfers between fair value hierarchy levels, if any, are recorded as of the beginning of the reporting period in which the transfer occurs. There were no transfers between Levels 1, 2 or 3 of any financial assets or liabilities during the nine months ended September 30, 2019 and the year ended December 31, 2018.
- (4) **Investments** — Fair values of debt securities are based on quoted market prices, where available. The Company obtains one price for each security primarily from a pricing service, which generally uses quoted prices or other observable inputs for the determination of fair value. The pricing service normally derives the security prices through recently reported trades for identical or similar securities, and, if necessary, makes adjustments through the reporting date based upon available observable market information. For securities not actively traded, the pricing service may use quoted market prices of comparable instruments or discounted cash flow analyses, incorporating inputs that are currently observable in the markets for similar securities. Inputs that are often used in the valuation methodologies include, but are not limited to, benchmark yields, credit spreads, default rates, prepayment speeds and non-binding broker quotes. As the Company is responsible for the determination of fair value, it performs quarterly analyses on the prices received from the pricing service to determine whether the prices are reasonable estimates of fair value. Specifically, the Company compares the prices received from the pricing service to prices reported by a secondary pricing source, such as its custodian, its investment consultant and third-party investment advisors. Additionally, the Company compares changes in the reported market values and returns to relevant market indices to test the reasonableness of the reported prices. The Company's internal price verification procedures and reviews of fair value methodology documentation provided by independent pricing services have not historically resulted in adjustment in the prices obtained from the pricing service.

LIHTC Investments — The Company does consider its investments in LIHTC investments as a Level 3 investment even though no market valuation adjustment was required as of September 30, 2019 and December 31, 2018. As a result, these investments are excluded from being presented as a Level 3 security in the financial hierarchy tables. As there is no readily available market, these securities are recorded and reported at book/adjusted carrying value and considered held to maturity as they will not be sold. Should any contractual breakage occur that jeopardizes the ability to receive the tax credits associated with these securities, impairments will be recognized. As of September 30, 2019, all of these investments are performing in accordance with their original contract terms.

(5) The Company has no derivative assets and liabilities to disclose.

B. Fair Value Combination — Not applicable.

C. Aggregate Fair Value Hierarchy

The aggregate fair value by hierarchy of all financial instruments as of September 30, 2019 and December 31, 2018, is presented in the table below:

| Type of Financial Instrument | September 30, 2019 | | | | | | |
|--|-----------------------|-----------------------|-----------------------|-----------------------|----------------------|-----------------------|----------------------------------|
| | Aggregate Fair Value | Admitted Assets | (Level 1) | (Level 2) | (Level 3) | Net Asset Value (NAV) | Not Practicable (Carrying Value) |
| U.S. government and agency securities | \$ 239,396,883 | \$ 236,333,275 | \$ 117,384,421 | \$ 122,012,462 | \$ - | \$ - | \$ - |
| State and agency municipal securities | 54,105,170 | 52,482,021 | - | 54,105,170 | - | - | - |
| City and county municipal securities | 68,501,793 | 66,108,692 | - | 68,501,793 | - | - | - |
| Corporate debt securities (includes commercial paper) | 308,480,925 | 301,327,761 | 1,627,716 | 306,853,209 | - | - | - |
| Cash equivalents | 20,813,916 | 20,813,916 | 20,813,916 | - | - | - | - |
| Other invested assets | 10,390,216 | 10,390,216 | - | - | 10,390,216 | - | - |
| Total bonds, short-term investments, cash equivalents, and other invested assets | <u>\$ 701,688,903</u> | <u>\$ 687,455,881</u> | <u>\$ 139,826,053</u> | <u>\$ 551,472,634</u> | <u>\$ 10,390,216</u> | <u>\$ -</u> | <u>\$ -</u> |

| Type of Financial Instrument | December 31, 2018 | | | | | | |
|--|-----------------------|-----------------------|-----------------------|-----------------------|----------------------|-----------------------|----------------------------------|
| | Aggregate Fair Value | Admitted Assets | (Level 1) | (Level 2) | (Level 3) | Net Asset Value (NAV) | Not Practicable (Carrying Value) |
| U.S. government and agency securities | \$ 182,616,202 | \$ 186,169,154 | \$ 123,443,670 | \$ 59,172,532 | \$ - | \$ - | \$ - |
| State and agency municipal securities | 83,363,529 | 83,470,780 | - | 83,363,529 | - | - | - |
| City and county municipal securities | 88,876,889 | 88,792,172 | - | 88,876,889 | - | - | - |
| Corporate debt securities (includes commercial paper) | 247,750,704 | 251,019,306 | 7,705,621 | 240,045,083 | - | - | - |
| Cash equivalents | 359,812,156 | 359,812,156 | 359,812,156 | - | - | - | - |
| Other invested assets | 11,787,076 | 11,787,076 | - | - | 11,787,076 | - | - |
| Total bonds, short-term investments, cash equivalents, and other invested assets | <u>\$ 974,206,556</u> | <u>\$ 981,050,644</u> | <u>\$ 490,961,447</u> | <u>\$ 471,458,033</u> | <u>\$ 11,787,076</u> | <u>\$ -</u> | <u>\$ -</u> |

D. Not Practicable to Estimate Fair Value — Not applicable.

E. Investments Measured Using the NAV Practical Expedient – Not applicable.

21. OTHER ITEMS

The Company recorded receivables related to retroactive policies and estimated withholds of \$36,560,013 as of December 31, 2018 for the TennCare Medicaid and CHOICES products. As of September 30, 2019, the Company has collected \$38,292,194 related to retroactive policies and estimated withholds related to these prior year balances for Medicaid and CHOICES. As of September 30, 2019, there were no TennCare retroactive receivables and estimated withholds for Medicaid and CHOICES remaining for the prior year. These amounts are included in premiums and considerations in the statutory basis financial statements as of September 30, 2019.

The Company has recorded payables for estimated recoupments of \$10,641,490 for TennCare Medicaid and CHOICES, net as of December 31, 2018. As of September 30, 2019, there was \$4,588,623 of recoupments related to these prior year balances for Medicaid and CHOICES, net. Currently, there is \$6,958,790 estimated recoupments for Medicaid and CHOICES, net, remaining for the prior year. These amounts are included in aggregate health policy reserves in the statutory basis financial statements as of September 30, 2019.

The Company continues to refine the estimated recoupments on the CHOICES product. The impact of further refining the estimates due to updated information and additional history with the CHOICES product could result in adjustments to the amounts previously reported as net premium income. However, the Company is unable to accurately estimate the financial impact of the change at this time and any change would be reflected in operating results in the period in which the change in the estimate is identified.

The Company is now including money-market funds in the 2019 Note 20A (1) Fair Value Measurements at Reporting Date table. The Company has elected to present similar activity in the 2018 Note 20A (1) Fair Value Measurements at Reporting Date table for comparability. Similarly, the Company is now including cash equivalents (which include money-market funds) in the 2019 Note 20C Aggregate Fair Value Hierarchy table. The Company has elected to present similar activity in the 2018 Note 20C Aggregate Fair Value Hierarchy table for comparability.

A–H. No significant change.

22. EVENTS SUBSEQUENT

Subsequent events have been evaluated through November 14, 2019, which is the date these statutory basis financial statements were available for issuance.

There are no recognized or non-recognized Type I or Type II events subsequent to September 30, 2019, that require recognition or disclosure.

23. REINSURANCE

A–D. No significant change.

24. RETROSPECTIVELY RATED CONTRACTS AND CONTRACTS SUBJECT TO REDETERMINATION

A–B. No significant change.

C. Pursuant to the ACA, the Company's Commercial business is subject to retrospectively rated features based on the actual medical loss ratios experienced on the commercial lines of business. The formula is calculated pursuant to the ACA guidance. The total amount of direct premiums written for the commercial lines of business subject to the retrospectively rated features was \$100,724,481 and \$205,001,715, representing 2.6% and 3.4% of total direct premiums written as of September 30, 2019 and December 31, 2018, respectively.

Pursuant to the ACA, the Company's Medicare business, including Dual Special Needs Plan and Fully Integrated Dual Eligible Special Needs Plan, is subject to retrospectively rated features based on the actual medical loss ratios experienced on the Medicare line of business. The formula is calculated pursuant to the ACA guidance. The total amount of direct premiums written for the Medicare line of business subject to the retrospectively rated features was \$778,881,286 and \$894,147,294, representing 20.5% and 14.6% of total direct premiums written as of September 30, 2019 and December 31, 2018, respectively.

The Company has Medicare Part D risk-corridor amounts from CMS which are subject to a retrospectively rated feature related to Part D premiums. The Company has estimated accrued retrospective premiums related to certain Part D premiums based on guidelines determined by CMS. The formula is tiered and based on the bid medical loss ratio. The amount of Medicare Part D direct premiums written subject to the retrospectively rated feature was \$42,419,233 and \$46,062,304 representing, 1.1% and 0.8% of total direct premiums written as of September 30, 2019 and December 31, 2018, respectively.

The Company has risk-adjustment amounts from CMS which are subject to a redetermination feature related to Medicare premiums. The Company has estimated premium adjustments for changes to each member's health scores based on guidelines determined by CMS. The total amount of Medicare direct premiums written for which a portion is subject to the redetermination feature was \$778,881,286 and \$894,147,294 representing, 20.5% and 14.6% of total direct premiums written as of September 30, 2019 and December 31, 2018, respectively.

The Company contracted with the federal government through the Office of Personnel Management to administer the Federal Employees Health Benefit Program ("FEHBP"). Effective January 1, 2019, the FEHBP program was terminated (see Note 1). The amount of direct runout premium/premiums written subject to the redetermination features was \$114,369 and \$16,837,298, representing 0.0% and 0.3% of total direct premiums written as of September 30, 2019 and December 31, 2018, respectively.

The Company has a contract with Ankeny Community School District that includes a retrospective premium feature. The Company is subject to premium adjustments based on a medical target. The amount of direct premiums written subject to retrospective rating was \$10,556,704 and \$12,653,918 representing 0.3% and 0.2% of total direct premiums written as of September 30, 2019 and December 31, 2018, respectively.

CMS has released the final Medicaid Managed Care Rule which is subject to each State's administration elections. This rule is the first major update to the Medicaid Managed Care regulations in more than a decade. Many items including a minimum loss ratio requirement were implemented for contracts with an effective date starting on or after July 1, 2017 while other elements of the regulation will be implemented over the following decade. Pursuant to the regulations, for contracts effective on or after July 1, 2017 premiums associated with the Company's Medicaid line of business is subject to retrospectively rated features based on the actual medical loss ratios experienced on this product. The calculation is pursuant to the Medicaid Managed Care guidance. The total amount of direct premiums written for the Medicaid line of business, including the Children's Health Insurance Program ("CHIP"), for which a portion is subject to the retrospectively rated features was \$2,927,479,804 and \$4,997,202,413, representing 76.9% and 81.7% of total direct premiums written as of September 30, 2019 and December 31, 2018, respectively.

The Company records risk adjusted rates and withhold adjustments related to TennCare which include redetermination features. The total amount of direct premiums written from the TennCare Medicaid contract for which a portion is subject to these redetermination features was \$1,424,822,643 and \$2,020,679,899 representing 37.4% and 33.1% of total direct premiums written as of September 30, 2019 and December 31, 2018, respectively.

The Company records risk adjusted rates and withhold adjustments related to IA DHS and provides Home Based Habilitation services to eligible members which include redetermination features. The total amount of direct premiums written from the IA DHS Medicaid contract, including CHIP, for which a portion is subject to these redetermination features was \$1,502,657,161 and \$2,976,522,514, representing 39.5% and 48.7% of total direct premiums written as of September 30, 2019 and December 31, 2018, respectively.

- D. The Company is required to maintain specific minimum loss ratios on the comprehensive commercial and Medicare lines of business.

The following table discloses the minimum medical loss ratio rebate liability for the comprehensive commercial and Medicare lines of business which is included in aggregate health policy reserves in the statutory basis statements of admitted assets, liabilities, and capital and surplus for the nine months ended September 30, 2019 and the year ended December 31, 2018:

| | 1 | 2 | 3 | 4 | 5 |
|---|------------|----------------------|----------------------|-------------------------------|--------------|
| | Individual | Small Group Employer | Large Group Employer | Other Categories with Rebates | Total |
| Prior reporting year: | | | | | |
| (1) Medical loss ratio rebates incurred | \$ - | \$ 81,819 | \$ - | \$ 4,663,828 | \$ 4,745,647 |
| (2) Medical loss ratio rebates paid | - | 1,387,893 | - | 16,592,862 | 17,980,755 |
| (3) Medical loss rebates unpaid | - | 302,312 | - | 45,830,487 | 46,132,799 |
| (4) Plus reinsurance assumed amounts | XXX | XXX | XXX | XXX | - |
| (5) Less reinsurance ceded amounts | XXX | XXX | XXX | XXX | - |
| (6) Rebates unpaid net of reinsurance | XXX | XXX | XXX | XXX | 46,132,799 |
| Current reporting year-to-date: | | | | | |
| (7) Medical loss ratio rebates incurred | - | 1,132,268 | 73,200 | 4,956,050 | 6,161,518 |
| (8) Medical loss ratio rebates paid | - | 1,434,580 | - | 45,830,488 | 47,265,068 |
| (9) Medical loss rebates unpaid | - | - | 73,200 | 4,956,048 | 5,029,248 |
| (10) Plus reinsurance assumed amounts | XXX | XXX | XXX | XXX | - |
| (11) Less reinsurance ceded amounts | XXX | XXX | XXX | XXX | - |
| (12) Rebates unpaid net of reinsurance | XXX | XXX | XXX | XXX | 5,029,248 |

Pursuant to the Medicaid Managed Care Rule, based on the State's election the Company may be required to maintain specific minimum loss ratios on the Medicaid line of business. The Company has no amounts accrued for Medicaid minimum loss ratio rebates as of September 30, 2019 and December 31, 2018.

E. Risk-Sharing Provisions of the Affordable Care Act

- (1) The Company has accident and health insurance premiums in 2019 and 2018 subject to the risk-sharing provisions of the ACA.

The ACA imposed fees and premium stabilization provisions on health insurance issuers offering comprehensive commercial health insurance. The three premium stabilization programs are commonly referred to as the 3Rs – risk adjustment, reinsurance, and risk corridors.

Risk Adjustment – The permanent risk adjustment program, designed to mitigate the potential impact of adverse selection and provide stability for health insurance issuers, applies to all non-grandfathered plans not subject to transitional relief in the individual and small group markets both inside and outside of the insurance exchanges. The risk adjustments and distributions are calculated using a high-cost risk pool which adds a reinsurance-like element to this program. The operation of the high-cost risk pools exclude a percentage of costs above a threshold level determined by federal regulations. The program operates two national high-cost risk pools, one for individuals and one for small groups. Premium adjustments pursuant to the risk adjustment program are accounted for as premium subject to redetermination and user fees are accounted for as assessments.

Reinsurance – The transitional reinsurance program was designed to protect issuers in the individual market from an expected increase in large claims due to the elimination of preexisting condition limitations. The transitional reinsurance program was effective from 2014 through 2016 and applied to all issuers of major medical commercial products and third party administrators. Contributions attributable to enrollees in ACA compliant individual plans, including program administrative costs, were accounted for as ceded premium and payments received were accounted for as ceded benefit recoveries. The portion of the individual contributions earmarked for the U.S. Treasury was accounted for as an assessment. Contributions made for enrollees in fully insured plans other than ACA compliant individual plans, including program administrative costs and payments to the U.S. Treasury, were treated as assessments.

Risk Corridors – The temporary risk corridors program, designed to provide some aggregate protection against variability for issuers in the individual and small group markets during the period 2014 through 2016, applied to Qualified Health Plans in the individual and small group markets both inside and outside of the insurance exchanges. Premium adjustments pursuant to the risk corridors program were accounted for as premium adjustments for retrospectively rated contracts.

(2) The following table presents the current year impact of risk-sharing provisions of the ACA on assets, liabilities and operations:

| a. Permanent ACA Risk Adjustment Program | September 30, 2019 |
|--|---------------------------|
| <u>Assets</u> | |
| 1. Premium adjustments receivable due to ACA Risk Adjustment (including high-risk pool payments) | \$ 73,375 |
| <u>Liabilities</u> | |
| 2. Risk adjustment user fees payable for ACA Risk Adjustment | 14,154 |
| 3. Premium adjustments payable due to ACA Risk Adjustment (including high-risk pool premium) | 4,090,854 |
| <u>Operations (Revenue & Expense)</u> | |
| 4. Reported as revenue in premium for accident and health contracts (written/collected) due to ACA Risk Adjustment | (5,021,298) |
| 5. Reported in expenses as ACA risk adjustment user fees (incurred/paid) | 14,138 |
| b. Transitional ACA Reinsurance Program | |
| <u>Assets</u> | |
| 1. Amounts recoverable for claims paid due to ACA Reinsurance | \$ - |
| 2. Amounts recoverable for claims unpaid due to ACA Reinsurance (Contra Liability) | - |
| 3. Amounts receivable relating to uninsured plans for contributions for ACA Reinsurance | - |
| <u>Liabilities</u> | |
| 4. Liabilities for contributions payable due to ACA Reinsurance - not reported as ceded premium | - |
| 5. Ceded reinsurance premiums payable due to ACA Reinsurance | - |
| 6. Liability for amounts held under uninsured plans contributions for ACA Reinsurance | - |
| <u>Operations (Revenue & Expense)</u> | |
| 7. Ceded reinsurance premiums due to ACA Reinsurance | - |
| 8. Reinsurance recoveries (income statement) due to ACA reinsurance payments or expected payments | - |
| 9. ACA Reinsurance contributions - not reported as ceded premium | - |
| c. Temporary ACA Risk Corridors Program | |
| <u>Assets</u> | |
| 1. Accrued retrospective premium due to ACA Risk Corridors | \$ - |
| <u>Liabilities</u> | |
| 2. Reserve for rate credits or policy experience rating refunds due to ACA Risk Corridors | - |
| <u>Operations (Revenue & Expense)</u> | |
| 3. Effect of ACA Risk Corridors on net premium income (paid/received) | - |
| 4. Effect of ACA Risk Corridors on change in reserves for rate credits | - |

STATEMENT AS OF SEPTEMBER 30, 2019 OF THE UnitedHealthcare Plan of the River Valley, Inc.

(3) The following table is a rollforward of the prior year ACA risk-sharing provisions for asset and liability balances, along with reasons for adjustments to prior year balances:

| | Accrued During the Prior Year on Business Written before December 31 of the Prior Year | | Received or Paid as of the Current Year on Business Written before December 31 of the Prior Year | | Differences | | Adjustments | | Unsettled Balances as of the Reporting Date | | |
|---|--|----------------|--|----------------|--|--|------------------------|------------------------|---|---|----------------|
| | 1 | 2 | 3 | 4 | Prior Year Accrued Less Payments (Col 1 - 3) | Prior Year Accrued Less Payments (Col 2 - 4) | To Prior Year Balances | To Prior Year Balances | Cumulative Balance from Prior Years (Col 1 - 3 + 7) | Cumulative Balance from Prior Years (Col 2 - 4 + 8) | |
| | Receivable | (Payable) | Receivable | (Payable) | 5 | 6 | 7 | 8 | 9 | 10 | |
| a. Permanent ACA Risk Adjustment Program | | | | | | | | | | | |
| 1. Premium Adjustment Receivable (including high-risk pool payments) | \$ 817,093 | \$ - | \$ - | \$ - | \$ 817,093 | \$ - | \$ (811,445) | \$ - | A | \$ 5,648 | \$ - |
| 2. Premium Adjustment (Payable) (including high-risk pool premium) | - | (1,771,195) | - | (1,957,921) | - | 186,726 | - | (1,462,859) | B | - | (1,276,133) |
| 3. Subtotal ACA Permanent Risk Adjustment Program | 817,093 | (1,771,195) | - | (1,957,921) | 817,093 | 186,726 | (811,445) | (1,462,859) | | 5,648 | (1,276,133) |
| b. Transitional ACA Reinsurance Program | | | | | | | | | | | |
| 1. Amounts recoverable for claims paid | - | - | - | - | - | - | - | - | C | - | - |
| 2. Amounts recoverable for claims unpaid (contra liability) | - | - | - | - | - | - | - | - | D | - | - |
| 3. Amounts receivable relating to uninsured plans | - | - | - | - | - | - | - | - | E | - | - |
| 4. Liabilities for contributions payable due to ACA Reinsurance—not reported as ceded premium | - | - | - | - | - | - | - | - | F | - | - |
| 5. Ceded reinsurance premiums payable | - | - | - | - | - | - | - | - | G | - | - |
| 6. Liability for amounts held under uninsured plans | - | - | - | - | - | - | - | - | H | - | - |
| 7. Subtotal ACA Transitional Reinsurance Program | - | - | - | - | - | - | - | - | | - | - |
| c. Temporary ACA Risk Corridors Program | | | | | | | | | | | |
| 1. Accrued retrospective premium | - | - | - | - | - | - | - | - | I | - | - |
| 2. Reserve for rate credits or policy experience rating refunds | - | - | - | - | - | - | - | - | J | - | - |
| 3. Subtotal ACA Risk Corridors Program | - | - | - | - | - | - | - | - | | - | - |
| d. Total for ACA Risk-Sharing Provisions | \$ 817,093 | \$ (1,771,195) | \$ - | \$ (1,957,921) | \$ 817,093 | \$ 186,726 | \$ (811,445) | \$ (1,462,859) | | \$ 5,648 | \$ (1,276,133) |

Explanation of Adjustments

- A. The risk adjustment receivable as of September 30, 2019 was adjusted based on the final CMS Summary Report on Permanent Risk Adjustment Transfers for the 2018 Benefit Year. The risk adjustment receivable as of December 31, 2018 utilized paid claims through October 31, 2018. The adjustment to the December receivable balance reflects the true up to final results for the 2018 Benefit Year. The risk adjustment receivable was further adjusted based on the CMS Summary Report of 2017 Benefit Year Risk Adjustment Data Validation Adjustments to Risk Adjustment Transfers.
- B. The risk adjustment payable as of September 30, 2019 was adjusted based on the final CMS Summary Report on Permanent Risk Adjustment Transfers for the 2018 Benefit Year. The risk adjustment payable as of December 31, 2018 utilized paid claims through October 31, 2018. The adjustment to the December payable balance reflects the true up to final results for the 2018 Benefit Year. The risk adjustment payable as of September 30, 2019 was further adjusted based on the CMS Summary Report of 2017 Benefit Year Risk Adjustment Data Validation Adjustments to Risk Adjustment Transfers.
- C. N/A
- D. N/A
- E. N/A
- F. N/A
- G. N/A
- H. N/A
- I. N/A
- J. N/A

(4) The Company does not have any risk corridor receivables or payables to present in the table below.

| | Accrued During the Prior Year on Business Written Before December 31 of the Prior Year | | Received or Paid as of the Current Year on Business Written Before December 31 of the Prior Year | | Differences | | Adjustments | | Unsettled Balances as of the Reporting Date | | |
|---|--|-----------|--|-----------|--|--|------------------------|------------------------|---|---|------|
| | 1 | 2 | 3 | 4 | Prior Year Accrued Less Payments (Col 1-3) | Prior Year Accrued Less Payments (Col 2-4) | To Prior Year Balances | To Prior Year Balances | Cumulative Balance from Prior Years (Col 1-3+7) | Cumulative Balance from Prior Years (Col 2-4+8) | |
| | Receivable | (Payable) | Receivable | (Payable) | 5 | 6 | 7 | 8 | 9 | 10 | |
| Risk Corridors Program Year: | | | | | | | | | | | |
| a. 2014 | | | | | | | | | | | |
| 1. Accrued retrospective premium | \$ - | \$ - | \$ - | \$ - | \$ - | \$ - | \$ - | \$ - | A | \$ - | \$ - |
| 2. Reserve for rate credits or policy experience rating refunds | - | - | - | - | - | - | - | - | B | - | - |
| b. 2015 | | | | | | | | | | | |
| 1. Accrued retrospective premium | - | - | - | - | - | - | - | - | C | - | - |
| 2. Reserve for rate credits or policy experience rating refunds | - | - | - | - | - | - | - | - | D | - | - |
| c. 2016 | | | | | | | | | | | |
| 1. Accrued retrospective premium | - | - | - | - | - | - | - | - | E | - | - |
| 2. Reserve for rate credits or policy experience rating refunds | - | - | - | - | - | - | - | - | F | - | - |
| d. Total for Risk Corridors | \$ - | \$ - | \$ - | \$ - | \$ - | \$ - | \$ - | \$ - | | \$ - | \$ - |

Explanation of Adjustments

- A.
- B.
- C.
- D.
- E.
- F.

(5) The Company does not have any risk corridor receivables to present in the table below.

| | 1 | 2 | 3 | 4 | 5 | 6 |
|------------------------------|---|---|---------------------------|---|---------------------|--------------------------|
| Risk Corridors Program Year: | Estimated Amount to be Filed or Final Amount Filed with CMS | Non-Accrued Amounts for Impairment or Other Reasons | Amounts received from CMS | Asset Balance (Gross of Non-admissions) (1-2-3) | Non-admitted Amount | Net Admitted Asset (4-5) |
| a. 2014 | \$ - | \$ - | \$ - | \$ - | \$ - | \$ - |
| b. 2015 | - | - | - | - | - | - |
| c. 2016 | - | - | - | - | - | - |
| d. Total (a+b+c) | \$ - | \$ - | \$ - | \$ - | \$ - | \$ - |

25. CHANGE IN INCURRED CLAIMS AND CLAIMS ADJUSTMENT EXPENSES

- A. Changes in estimates related to the prior year incurred claims are included in total hospital and medical expenses in the current year in the statutory basis statements of operations. The following tables disclose paid claims, incurred claims, and the balance in claims unpaid, accrued medical incentive pool and bonus amounts, aggregate health claim reserves, and health care receivables (excluding provider loans and advances not yet expensed) at September 30, 2019 and December 31, 2018:

| | September 30, 2019 | | |
|---|---|--|-------------------------|
| | Current Year Incurred Claims | Prior Years Incurred Claims | Total |
| Beginning of year claim reserve | \$ - | \$ (591,287,001) | \$ (591,287,001) |
| Paid claims—net of health care receivables* | 3,152,433,276 | 453,945,966 | 3,606,379,242 |
| End of year claim reserve | <u>298,357,061</u> | <u>38,292,022</u> | <u>336,649,083</u> |
| Incurred claims excluding the change in health care receivables | 3,450,790,337 | (99,049,013) | 3,351,741,324 |
| Beginning of year health care receivables* | | 74,299,719 | 74,299,719 |
| End of year health care receivables* | <u>(57,783,926)</u> | <u>(15,348,657)</u> | <u>(73,132,583)</u> |
| Total incurred claims | <u>\$ 3,393,006,411</u> | <u>\$ (40,097,951)</u> | <u>\$ 3,352,908,460</u> |

*Health care receivables excludes provider loans and advances not yet expensed of \$323,927 and \$410,359 for 2019 and 2018, respectively.

| | December 31, 2018 | | |
|---|---|--|-------------------------|
| | Current Year Incurred Claims | Prior Years Incurred Claims | Total |
| Beginning of year claim reserve | \$ - | \$ (494,154,045) | \$ (494,154,045) |
| Paid claims—net of health care receivables* | 4,926,593,857 | 437,799,334 | 5,364,393,191 |
| End of year claim reserve | <u>576,361,629</u> | <u>14,925,372</u> | <u>591,287,001</u> |
| Incurred claims excluding the change in health care receivables | 5,502,955,486 | (41,429,339) | 5,461,526,147 |
| Beginning of year health care receivables* | - | 63,521,893 | 63,521,893 |
| End of year health care receivables* | <u>(60,132,431)</u> | <u>(14,167,288)</u> | <u>(74,299,719)</u> |
| Total incurred claims | <u>\$ 5,442,823,055</u> | <u>\$ 7,925,266</u> | <u>\$ 5,450,748,321</u> |

*Health care receivables excludes provider loans and advances not yet expensed of \$410,359 and \$522,450 for 2018 and 2019, respectively.

The liability for claims unpaid, accrued medical incentive pool and bonus amounts, and aggregate health claim reserves, net of health care receivables (excluding provider loans and advances not yet expensed) as of December 31, 2018 was \$516,987,282. As of September 30, 2019, \$453,945,966 has been paid for incurred claims attributable to insured events of prior years. Reserves remaining for prior years, net of healthcare receivables (excluding provider loans and advances not yet expensed) are now \$22,943,365, as a result of re-estimation of unpaid claims. Therefore, there has been \$40,097,951 favorable prior year development since December 31, 2018 to September 30, 2019. The primary drivers consist of \$33,002,794 favorable development as a result of a change in the provision for adverse deviations in experience, and \$11,307,868 favorable development in retroactivity for inpatient, outpatient, physician, and pharmacy claims, partially offset by unfavorable development of \$3,373,437 in provider settlements activity, and \$1,017,890 in claims withholds. At December 31, 2018, the Company recorded \$7,925,266 of unfavorable development. The primary drivers consist of unfavorable development of \$27,907,475 in retroactivity for inpatient, outpatient, physician, and pharmacy claims partially offset by favorable development of \$19,005,283 as a result of change in provision for adverse deviations in experience. Original estimates are increased or decreased as additional information becomes known regarding individual claims, which could have an impact to the accruals for medical loss ratio rebates and retrospectively rated contracts. As a result of the prior year effects, on a regular basis, the Company adjusts revenue and the corresponding liability and/or receivable related to retrospectively rated policies and the impact of the change is included as a component of change in reserve for rate credits in the statutory basis statements of operations.

STATEMENT AS OF SEPTEMBER 30, 2019 OF THE UnitedHealthcare Plan of the River Valley, Inc.

The Company incurred claims adjustment expenses ("CAE") of \$187,244,380 and \$294,120,097 for the nine months ended September 30, 2019 and the year ended December 31, 2018, respectively. These costs are included in the management service fees paid by the Company to UHS as a part of the Agreement. The following table discloses paid CAE, incurred CAE, and the balance in unpaid CAE reserve for the nine months ended September 30, 2019 and the year ended December 31, 2018:

| | September 30, 2019 | December 31, 2018 |
|--|---------------------------|--------------------------|
| Total claims adjustment expenses | \$ 187,244,380 | \$ 294,120,097 |
| Less: current year unpaid claims adjustment expenses | (3,509,621) | (6,288,715) |
| Add: prior year unpaid claims adjustment expenses | <u>6,288,715</u> | <u>5,751,315</u> |
| Total claims adjustment expenses paid | <u>\$ 190,023,474</u> | <u>\$ 293,582,697</u> |

B. The Company did not make any significant changes in methodologies and assumptions used in the calculation of the liability for claims unpaid and unpaid CAE in 2019.

26. INTERCOMPANY POOLING ARRANGEMENTS

A-G. No significant change.

27. STRUCTURED SETTLEMENTS

A-B. No significant change.

28. HEALTH CARE RECEIVABLES

A-B. No significant change.

29. PARTICIPATING POLICIES

No significant change.

30. PREMIUM DEFICIENCY RESERVES

The Company has not recorded any premium deficiency reserves as of September 30, 2019. The analysis of premium deficiency reserves was completed as of September 30, 2019 and December 31, 2018. The Company did consider anticipated investment income when calculating the premium deficiency reserves.

The following table summarizes the Company's premium deficiency reserves as of September 30, 2019 and December 31, 2018:

| | September 30, 2019 |
|--|---|
| 1. Liability carried for premium deficiency reserves | \$ - |
| 2. Date of the most recent evaluation of this liability | <u>9/30/2019</u> |
| 3. Was anticipated investment income utilized in this calculation? | Yes <input checked="" type="checkbox"/> No <input type="checkbox"/> |
| | December 31, 2018 |
| 1. Liability carried for premium deficiency reserves | \$ 5,121,000 |
| 2. Date of the most recent evaluation of this liability | <u>12/31/2018</u> |
| 3. Was anticipated investment income utilized in this calculation? | Yes <input checked="" type="checkbox"/> No <input type="checkbox"/> |

Premium deficiency reserves are included in aggregate health policy reserves in the statutory basis statements of admitted assets, liabilities and capital and surplus.

31. ANTICIPATED SALVAGE AND SUBROGATION

No significant change.

GENERAL INTERROGATORIES

PART 1 - COMMON INTERROGATORIES

GENERAL

- 1.1 Did the reporting entity experience any material transactions requiring the filing of Disclosure of Material Transactions with the State of Domicile, as required by the Model Act? Yes [] No []
- 1.2 If yes, has the report been filed with the domiciliary state? Yes [] No []
- 2.1 Has any change been made during the year of this statement in the charter, by-laws, articles of incorporation, or deed of settlement of the reporting entity? Yes [] No []
- 2.2 If yes, date of change:
- 3.1 Is the reporting entity a member of an Insurance Holding Company System consisting of two or more affiliated persons, one or more of which is an insurer? Yes [] No []
If yes, complete Schedule Y, Parts 1 and 1A.
- 3.2 Have there been any substantial changes in the organizational chart since the prior quarter end? Yes [] No []
- 3.3 If the response to 3.2 is yes, provide a brief description of those changes.
July 19, 2019 Greater Phoenix Collaborative Care, P.C., a Arizona professional corporation owned 51% by Collaborative Care Services, Inc., a Delaware corporation, acquired all of the outstanding equity of 4C Medical Group, PLC, a Arizona private limited company with subsidiaries.
July 23, 2019 Equian Parent Corp., and its subsidiaries, became a wholly owned subsidiary of OptumInsight, Inc., a Delaware corporation.
August 30, 2019 USHEALTH Group, Inc., a Delaware corporation, and its subsidiaries, was incorporated as a wholly owned subsidiary of Golden Rule Financial Corporation, a Delaware corporation.
September 30, 2019 POMCO of Florida Ltd., Inc., a Florida limited liability company, merged with and into UMR, Inc., a Delaware corporation.
September 30, 2019 POMCO West, Inc., a Delaware corporation, merged with and into POMCO, Inc., a Delaware corporation.
September 30, 2019 Pomcoplus, LLC, a New York limited liability company, merged with and into UMR, Inc., a Delaware corporation.
September 30, 2019 MAMSI Insurance Resources, LLC, a Maryland limited liability company, merged with and into OneNet PPO, LLC, a Maryland limited liability company.
September 30, 2019 Rocky Mountain Health Management Corporation, a Colorado corporation, was dissolved.
- 3.4 Is the reporting entity publicly traded or a member of a publicly traded group? Yes [] No []
- 3.5 If the response to 3.4 is yes, provide the CIK (Central Index Key) code issued by the SEC for the entity/group. 0000731766
- 4.1 Has the reporting entity been a party to a merger or consolidation during the period covered by this statement? Yes [] No []
If yes, complete and file the merger history data file with the NAIC for the annual filing corresponding to this period.
- 4.2 If yes, provide the name of the entity, NAIC Company Code, and state of domicile (use two letter state abbreviation) for any entity that has ceased to exist as a result of the merger or consolidation.
- | 1
Name of Entity | 2
NAIC Company Code | 3
State of Domicile |
|---------------------|------------------------|------------------------|
| | | |
5. If the reporting entity is subject to a management agreement, including third-party administrator(s), managing general agent(s), attorney-in-fact, or similar agreement, have there been any significant changes regarding the terms of the agreement or principals involved? Yes [] No [] N/A []
If yes, attach an explanation.
- 6.1 State as of what date the latest financial examination of the reporting entity was made or is being made. 12/31/2016
- 6.2 State the as of date that the latest financial examination report became available from either the state of domicile or the reporting entity. This date should be the date of the examined balance sheet and not the date the report was completed or released. 12/31/2016
- 6.3 State as of what date the latest financial examination report became available to other states or the public from either the state of domicile or the reporting entity. This is the release date or completion date of the examination report and not the date of the examination (balance sheet date). 06/22/2018
- 6.4 By what department or departments?
Illinois Department of Insurance
- 6.5 Have all financial statement adjustments within the latest financial examination report been accounted for in a subsequent financial statement filed with Departments? Yes [] No [] N/A []
- 6.6 Have all of the recommendations within the latest financial examination report been complied with? Yes [] No [] N/A []
- 7.1 Has this reporting entity had any Certificates of Authority, licenses or registrations (including corporate registration, if applicable) suspended or revoked by any governmental entity during the reporting period? Yes [] No []
- 7.2 If yes, give full information:
- 8.1 Is the company a subsidiary of a bank holding company regulated by the Federal Reserve Board? Yes [] No []
- 8.2 If response to 8.1 is yes, please identify the name of the bank holding company.
- 8.3 Is the company affiliated with one or more banks, thrifts or securities firms? Yes [] No []
- 8.4 If response to 8.3 is yes, please provide below the names and location (city and state of the main office) of any affiliates regulated by a federal regulatory services agency [i.e. the Federal Reserve Board (FRB), the Office of the Comptroller of the Currency (OCC), the Federal Deposit Insurance Corporation (FDIC) and the Securities Exchange Commission (SEC)] and identify the affiliate's primary federal regulator.

| 1 Affiliate Name | 2 Location (City, State) | 3 FRB | 4 OCC | 5 FDIC | 6 SEC |
|-----------------------|-----------------------------|----------|----------|-----------|----------|
| Optum Bank, Inc. | Salt Lake City, UT | NO | NO | YES | NO |

GENERAL INTERROGATORIES

- 9.1 Are the senior officers (principal executive officer, principal financial officer, principal accounting officer or controller, or persons performing similar functions) of the reporting entity subject to a code of ethics, which includes the following standards? Yes No
- (a) Honest and ethical conduct, including the ethical handling of actual or apparent conflicts of interest between personal and professional relationships;
- (b) Full, fair, accurate, timely and understandable disclosure in the periodic reports required to be filed by the reporting entity;
- (c) Compliance with applicable governmental laws, rules and regulations;
- (d) The prompt internal reporting of violations to an appropriate person or persons identified in the code; and
- (e) Accountability for adherence to the code.
- 9.11 If the response to 9.1 is No, please explain:
- 9.2 Has the code of ethics for senior managers been amended? Yes No
- 9.21 If the response to 9.2 is Yes, provide information related to amendment(s).
Non-material updates to existing Code
- 9.3 Have any provisions of the code of ethics been waived for any of the specified officers? Yes No
- 9.31 If the response to 9.3 is Yes, provide the nature of any waiver(s).

FINANCIAL

- 10.1 Does the reporting entity report any amounts due from parent, subsidiaries or affiliates on Page 2 of this statement? Yes No
- 10.2 If yes, indicate any amounts receivable from parent included in the Page 2 amount: \$0

INVESTMENT

- 11.1 Were any of the stocks, bonds, or other assets of the reporting entity loaned, placed under option agreement, or otherwise made available for use by another person? (Exclude securities under securities lending agreements.) Yes No
- 11.2 If yes, give full and complete information relating thereto:
12. Amount of real estate and mortgages held in other invested assets in Schedule BA: \$0
13. Amount of real estate and mortgages held in short-term investments: \$0
- 14.1 Does the reporting entity have any investments in parent, subsidiaries and affiliates? Yes No
- 14.2 If yes, please complete the following:
- | | 1
Prior Year-End
Book/Adjusted
Carrying Value | 2
Current Quarter
Book/Adjusted
Carrying Value |
|---|--|---|
| 14.21 Bonds | \$0 | \$0 |
| 14.22 Preferred Stock | \$0 | \$0 |
| 14.23 Common Stock | \$0 | \$0 |
| 14.24 Short-Term Investments | \$0 | \$0 |
| 14.25 Mortgage Loans on Real Estate | \$0 | \$0 |
| 14.26 All Other | \$0 | \$0 |
| 14.27 Total Investment in Parent, Subsidiaries and Affiliates (Subtotal Lines 14.21 to 14.26) | \$0 | \$0 |
| 14.28 Total Investment in Parent included in Lines 14.21 to 14.26 above | \$0 | \$0 |
- 15.1 Has the reporting entity entered into any hedging transactions reported on Schedule DB? Yes No
- 15.2 If yes, has a comprehensive description of the hedging program been made available to the domiciliary state? Yes No
If no, attach a description with this statement.
16. For the reporting entity's security lending program, state the amount of the following as of the current statement date:
- 16.1 Total fair value of reinvested collateral assets reported on Schedule DL, Parts 1 and 2. \$0
- 16.2 Total book adjusted/carrying value of reinvested collateral assets reported on Schedule DL, Parts 1 and 2 \$0
- 16.3 Total payable for securities lending reported on the liability page. \$0

GENERAL INTERROGATORIES

17. Excluding items in Schedule E - Part 3 - Special Deposits, real estate, mortgage loans and investments held physically in the reporting entity's offices, vaults or safety deposit boxes, were all stocks, bonds and other securities, owned throughout the current year held pursuant to a custodial agreement with a qualified bank or trust company in accordance with Section 1, III - General Examination Considerations, F. Outsourcing of Critical Functions, Custodial or Safekeeping Agreements of the NAIC Financial Condition Examiners Handbook? Yes No
- 17.1 For all agreements that comply with the requirements of the NAIC Financial Condition Examiners Handbook, complete the following:

| 1 Name of Custodian(s) | 2 Custodian Address |
|-------------------------------|---|
| Bank of New York Mellon | Global Liquidity Services, 1 Wall St, 14th Floor, New York City, NY 10286 |
| Northern Trust | 50 S. LaSalle, Chicago, IL 60675 |

- 17.2 For all agreements that do not comply with the requirements of the NAIC Financial Condition Examiners Handbook, provide the name, location and a complete explanation:

| 1 Name(s) | 2 Location(s) | 3 Complete Explanation(s) |
|--------------|------------------|------------------------------|
| | | |

- 17.3 Have there been any changes, including name changes, in the custodian(s) identified in 17.1 during the current quarter? Yes No
- 17.4 If yes, give full information relating thereto:

| 1 Old Custodian | 2 New Custodian | 3 Date of Change | 4 Reason |
|--------------------|--------------------|---------------------|-------------|
| | | | |

- 17.5 Investment management – Identify all investment advisors, investment managers, broker/dealers, including individuals that have the authority to make investment decisions on behalf of the reporting entity. For assets that are managed internally by employees of the reporting entity, note as such. ["...that have access to the investment accounts"; "...handle securities"]

| 1 Name of Firm or Individual | 2 Affiliation |
|---|------------------|
| Internally Managed | I..... |
| JP Morgan Investment Management Inc. | U..... |
| BNY Mellon Asset Management North America | U..... |

- 17.5097 For those firms/individuals listed in the table for Question 17.5, do any firms/individuals unaffiliated with the reporting entity (i.e. designated with a "U") manage more than 10% of the reporting entity's assets? Yes No
- 17.5098 For firms/individuals unaffiliated with the reporting entity (i.e. designated with a "U") listed in the table for Question 17.5, does the total assets under management aggregate to more than 50% of the reporting entity's assets? Yes No

- 17.6 For those firms or individuals listed in the table for 17.5 with an affiliation code of "A" (affiliated) or "U" (unaffiliated), provide the information for the table below.

| 1 | 2 | 3 | 4 | 5 |
|--|---|-------------------------------|-----------------|---|
| Central Registration Depository Number | Name of Firm or Individual | Legal Entity Identifier (LEI) | Registered With | Investment Management Agreement (IMA) Filed |
| 107038 | JP Morgan Investment Management Inc. | 549300W78QH4XMM6K69 | SEC | NO..... |
| 105764 | BNY Mellon Asset Management North America | ME7YUCK4NF1W8VM8SP25 | SEC | NO..... |

- 18.1 Have all the filing requirements of the Purposes and Procedures Manual of the NAIC Investment Analysis Office been followed? Yes No
- 18.2 If no, list exceptions:

19. By self-designating 5GI securities, the reporting entity is certifying the following elements for each self-designated 5GI security:
- a. Documentation necessary to permit a full credit analysis of the security does not exist or an NAIC CRP credit rating for an FE or PL security is not available.
 - b. Issuer or obligor is current on all contracted interest and principal payments.
 - c. The insurer has an actual expectation of ultimate payment of all contracted interest and principal.
- Has the reporting entity self-designated 5GI securities? Yes No

20. By self-designating PLGI securities, the reporting entity is certifying the following elements of each self-designated PLGI security:
- a. The security was purchased prior to January 1, 2018.
 - b. The reporting entity is holding capital commensurate with the NAIC Designation reported for the security.
 - c. The NAIC Designation was derived from the credit rating assigned by an NAIC CRP in its legal capacity as a NRSRO which is shown on a current private letter rating held by the insurer and available for examination by state insurance regulators.
 - d. The reporting entity is not permitted to share this credit rating of the PL security with the SVO.
- Has the reporting entity self-designated PLGI securities? Yes No

GENERAL INTERROGATORIES

PART 2 - HEALTH

1. Operating Percentages:
- 1.1 A&H loss percent90.1 %
 - 1.2 A&H cost containment percent3.1 %
 - 1.3 A&H expense percent excluding cost containment expenses8.7 %
- 2.1 Do you act as a custodian for health savings accounts? Yes [] No [X]
- 2.2 If yes, please provide the amount of custodial funds held as of the reporting date\$.....0
- 2.3 Do you act as an administrator for health savings accounts? Yes [] No [X]
- 2.4 If yes, please provide the balance of the funds administered as of the reporting date\$.....0
3. Is the reporting entity licensed or chartered, registered, qualified, eligible or writing business in at least two states? Yes [X] No []
- 3.1 If no, does the reporting entity assume reinsurance business that covers risks residing in at least one state other than the state of domicile of the reporting entity? Yes [] No []

SCHEDULE S - CEDED REINSURANCE

Showing All New Reinsurance Treaties - Current Year to Date

| 1 NAIC Company Code | 2 ID Number | 3 Effective Date | 4 Name of Reinsurer | 5 Domiciliary Jurisdiction | 6 Type of Reinsurance Ceded | 7 Type of Reinsurer | 8 Certified Reinsurer Rating (1 through 6) | 9 Effective Date of Certified Reinsurer Rating |
|------------------------------|-------------------|------------------------|------------------------|----------------------------------|--------------------------------------|------------------------|--|---|
| NONE | | | | | | | | |

SCHEDULE T - PREMIUMS AND OTHER CONSIDERATIONS

Current Year to Date - Allocated by States and Territories

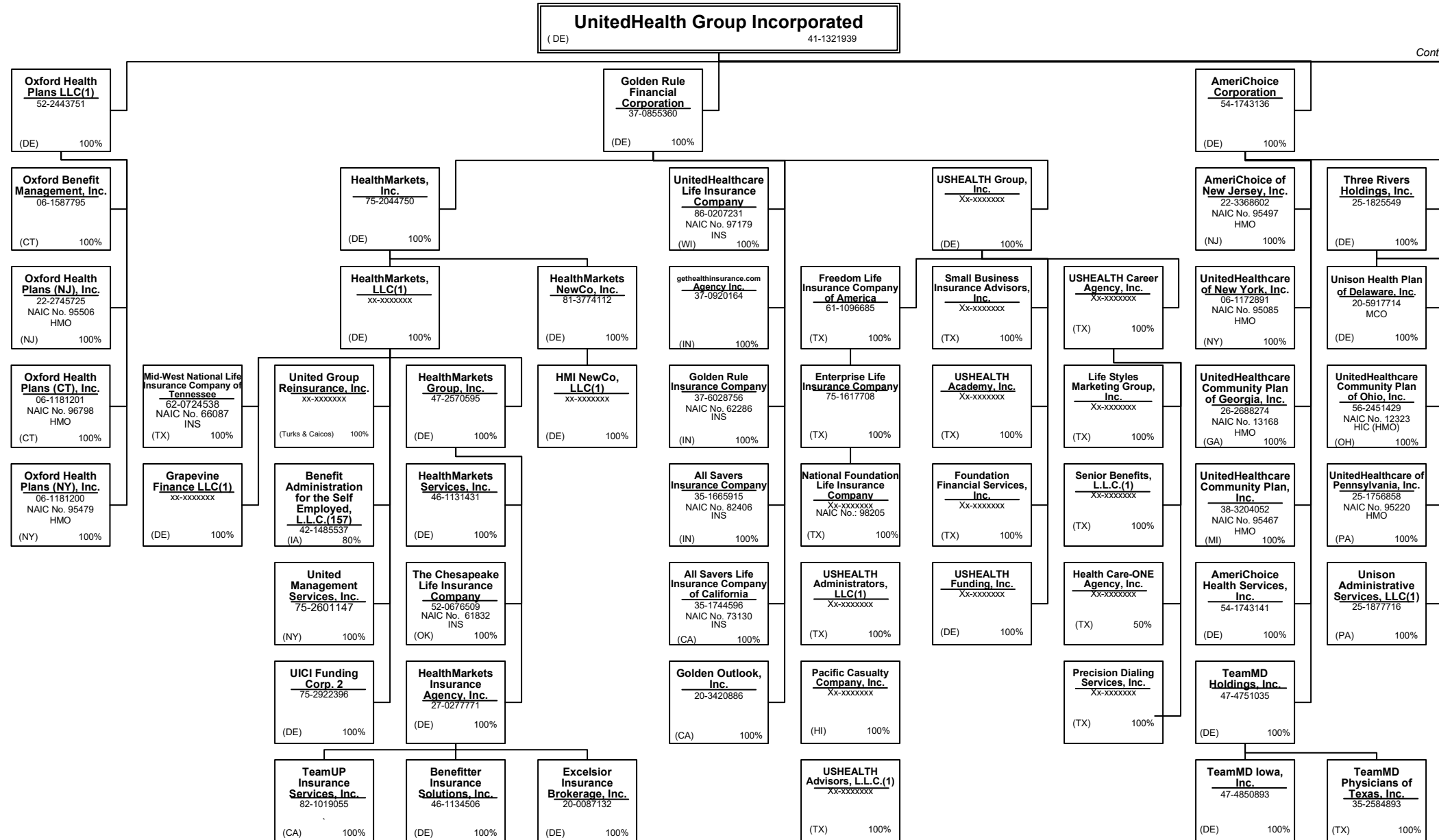
| 1 | Direct Business Only | | | | | | | | |
|--|----------------------|------------------------------|----------------------|--------------------|--|--|----------------------------|---------------------------|------------------------|
| | 2 | 3 | 4 | 5 | 6 | 7 | 8 | 9 | |
| States, etc. | Active Status (a) | Accident and Health Premiums | Medicare Title XVIII | Medicaid Title XIX | Federal Employees Health Benefits Program Premiums | Life and Annuity Premiums & Other Considerations | Property/Casualty Premiums | Total Columns 2 Through 7 | Deposit-Type Contracts |
| 1. Alabama AL | N | 0 | 0 | 0 | 0 | 0 | 0 | 0 | 0 |
| 2. Alaska AK | N | 0 | 0 | 0 | 0 | 0 | 0 | 0 | 0 |
| 3. Arizona AZ | N | 0 | 0 | 0 | 0 | 0 | 0 | 0 | 0 |
| 4. Arkansas AR | N | 0 | 0 | 0 | 0 | 0 | 0 | 0 | 0 |
| 5. California CA | N | 0 | 0 | 0 | 0 | 0 | 0 | 0 | 0 |
| 6. Colorado CO | N | 0 | 0 | 0 | 0 | 0 | 0 | 0 | 0 |
| 7. Connecticut CT | N | 0 | 0 | 0 | 0 | 0 | 0 | 0 | 0 |
| 8. Delaware DE | N | 0 | 0 | 0 | 0 | 0 | 0 | 0 | 0 |
| 9. District of Columbia DC | N | 0 | 0 | 0 | 0 | 0 | 0 | 0 | 0 |
| 10. Florida FL | N | 0 | 0 | 0 | 0 | 0 | 0 | 0 | 0 |
| 11. Georgia GA | N | 0 | 0 | 0 | 0 | 0 | 0 | 0 | 0 |
| 12. Hawaii HI | N | 0 | 0 | 0 | 0 | 0 | 0 | 0 | 0 |
| 13. Idaho ID | N | 0 | 0 | 0 | 0 | 0 | 0 | 0 | 0 |
| 14. Illinois IL | L | 8,965,484 | (40,904) | 0 | 0 | 0 | 0 | 8,924,580 | 0 |
| 15. Indiana IN | N | 0 | 0 | 0 | 0 | 0 | 0 | 0 | 0 |
| 16. Iowa IA | L | 104,477,078 | 18,146 | 1,473,891,278 | 114,369 | 0 | 0 | 1,578,500,871 | 0 |
| 17. Kansas KS | N | 0 | 0 | 0 | 0 | 0 | 0 | 0 | 0 |
| 18. Kentucky KY | N | 0 | 0 | 0 | 0 | 0 | 0 | 0 | 0 |
| 19. Louisiana LA | N | 0 | 0 | 0 | 0 | 0 | 0 | 0 | 0 |
| 20. Maine ME | N | 0 | 0 | 0 | 0 | 0 | 0 | 0 | 0 |
| 21. Maryland MD | N | 0 | 0 | 0 | 0 | 0 | 0 | 0 | 0 |
| 22. Massachusetts MA | N | 0 | 0 | 0 | 0 | 0 | 0 | 0 | 0 |
| 23. Michigan MI | N | 0 | 0 | 0 | 0 | 0 | 0 | 0 | 0 |
| 24. Minnesota MN | N | 0 | 0 | 0 | 0 | 0 | 0 | 0 | 0 |
| 25. Mississippi MS | N | 0 | 0 | 0 | 0 | 0 | 0 | 0 | 0 |
| 26. Missouri MO | N | 0 | 0 | 0 | 0 | 0 | 0 | 0 | 0 |
| 27. Montana MT | N | 0 | 0 | 0 | 0 | 0 | 0 | 0 | 0 |
| 28. Nebraska NE | N | 0 | 0 | 0 | 0 | 0 | 0 | 0 | 0 |
| 29. Nevada NV | N | 0 | 0 | 0 | 0 | 0 | 0 | 0 | 0 |
| 30. New Hampshire NH | N | 0 | 0 | 0 | 0 | 0 | 0 | 0 | 0 |
| 31. New Jersey NJ | N | 0 | 0 | 0 | 0 | 0 | 0 | 0 | 0 |
| 32. New Mexico NM | N | 0 | 0 | 0 | 0 | 0 | 0 | 0 | 0 |
| 33. New York NY | N | 0 | 0 | 0 | 0 | 0 | 0 | 0 | 0 |
| 34. North Carolina NC | N | 0 | 0 | 0 | 0 | 0 | 0 | 0 | 0 |
| 35. North Dakota ND | N | 0 | 0 | 0 | 0 | 0 | 0 | 0 | 0 |
| 36. Ohio OH | N | 0 | 0 | 0 | 0 | 0 | 0 | 0 | 0 |
| 37. Oklahoma OK | N | 0 | 0 | 0 | 0 | 0 | 0 | 0 | 0 |
| 38. Oregon OR | N | 0 | 0 | 0 | 0 | 0 | 0 | 0 | 0 |
| 39. Pennsylvania PA | N | 0 | 0 | 0 | 0 | 0 | 0 | 0 | 0 |
| 40. Rhode Island RI | N | 0 | 0 | 0 | 0 | 0 | 0 | 0 | 0 |
| 41. South Carolina SC | N | 0 | 0 | 0 | 0 | 0 | 0 | 0 | 0 |
| 42. South Dakota SD | N | 0 | 0 | 0 | 0 | 0 | 0 | 0 | 0 |
| 43. Tennessee TN | L | 1,016,233 | 779,025,067 | 1,424,822,643 | 0 | 0 | 0 | 2,204,863,943 | 0 |
| 44. Texas TX | N | 0 | 0 | 0 | 0 | 0 | 0 | 0 | 0 |
| 45. Utah UT | N | 0 | 0 | 0 | 0 | 0 | 0 | 0 | 0 |
| 46. Vermont VT | N | 0 | 0 | 0 | 0 | 0 | 0 | 0 | 0 |
| 47. Virginia VA | L | 15,031,569 | (121,023) | 0 | 0 | 0 | 0 | 14,910,546 | 0 |
| 48. Washington WA | N | 0 | 0 | 0 | 0 | 0 | 0 | 0 | 0 |
| 49. West Virginia WV | N | 0 | 0 | 0 | 0 | 0 | 0 | 0 | 0 |
| 50. Wisconsin WI | N | 0 | 0 | 0 | 0 | 0 | 0 | 0 | 0 |
| 51. Wyoming WY | N | 0 | 0 | 0 | 0 | 0 | 0 | 0 | 0 |
| 52. American Samoa AS | N | 0 | 0 | 0 | 0 | 0 | 0 | 0 | 0 |
| 53. Guam GU | N | 0 | 0 | 0 | 0 | 0 | 0 | 0 | 0 |
| 54. Puerto Rico PR | N | 0 | 0 | 0 | 0 | 0 | 0 | 0 | 0 |
| 55. U.S. Virgin Islands VI | N | 0 | 0 | 0 | 0 | 0 | 0 | 0 | 0 |
| 56. Northern Mariana Islands MP | N | 0 | 0 | 0 | 0 | 0 | 0 | 0 | 0 |
| 57. Canada CAN | N | 0 | 0 | 0 | 0 | 0 | 0 | 0 | 0 |
| 58. Aggregate Other Aliens OT | XXX | 0 | 0 | 0 | 0 | 0 | 0 | 0 | 0 |
| 59. Subtotal | XXX | 129,490,364 | 778,881,286 | 2,898,713,921 | 114,369 | 0 | 0 | 3,807,199,940 | 0 |
| 60. Reporting Entity Contributions for Employee Benefit Plans | XXX | 0 | 0 | 0 | 0 | 0 | 0 | 0 | 0 |
| 61. Totals (Direct Business) | XXX | 129,490,364 | 778,881,286 | 2,898,713,921 | 114,369 | 0 | 0 | 3,807,199,940 | 0 |
| DETAILS OF WRITE-INS | | | | | | | | | |
| 58001. | XXX | | | | | | | | |
| 58002. | XXX | | | | | | | | |
| 58003. | XXX | | | | | | | | |
| 58998. Summary of remaining write-ins for Line 58 from overflow page | XXX | 0 | 0 | 0 | 0 | 0 | 0 | 0 | 0 |
| 58999. Totals (Lines 58001 through 58003 plus 58998)(Line 58 above) | XXX | 0 | 0 | 0 | 0 | 0 | 0 | 0 | 0 |

(a) Active Status Counts:

- L - Licensed or Chartered - Licensed Insurance carrier or domiciled RRG..... 4
- E - Eligible - Reporting entities eligible or approved to write surplus lines in the state..... 0
- N - None of the above - Not allowed to write business in the state..... 53
- R - Registered - Non-domiciled RRGs..... 0
- Q - Qualified - Qualified or accredited reinsurer..... 0

Premiums are allocated by state based upon geographic market.

SCHEDULE Y – INFORMATION CONCERNING ACTIVITIES OF INSURER MEMBERS OF A HOLDING COMPANY GROUP
PART 1 – ORGANIZATIONAL CHART



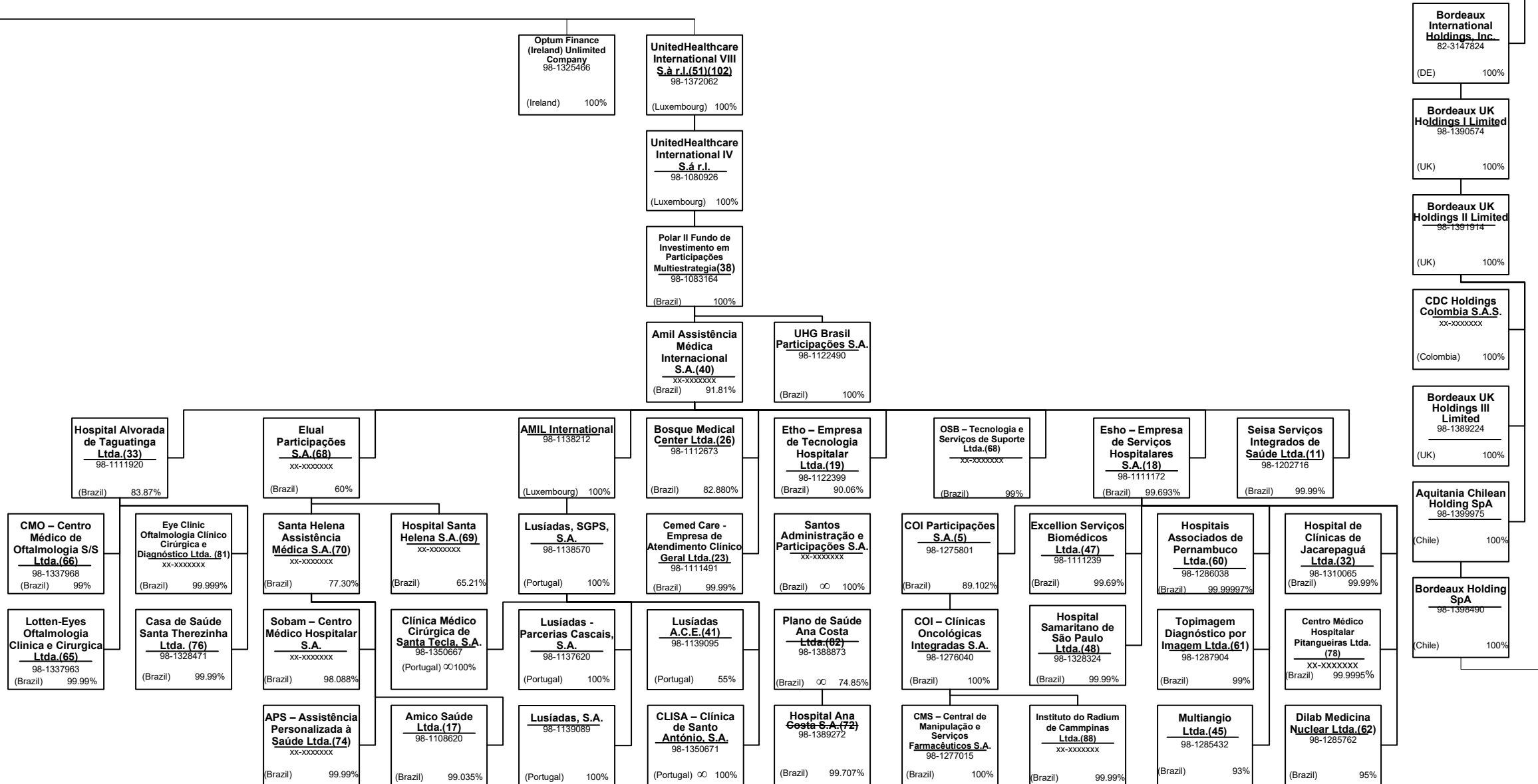
Continued on Next Page

SCHEDULE Y – INFORMATION CONCERNING ACTIVITIES OF INSURER MEMBERS OF A HOLDING COMPANY GROUP
PART 1 – ORGANIZATIONAL CHART

UnitedHealth Group Incorporated
 (DE) 41-1321939

Continued from Previous Page

Continued on Next Page



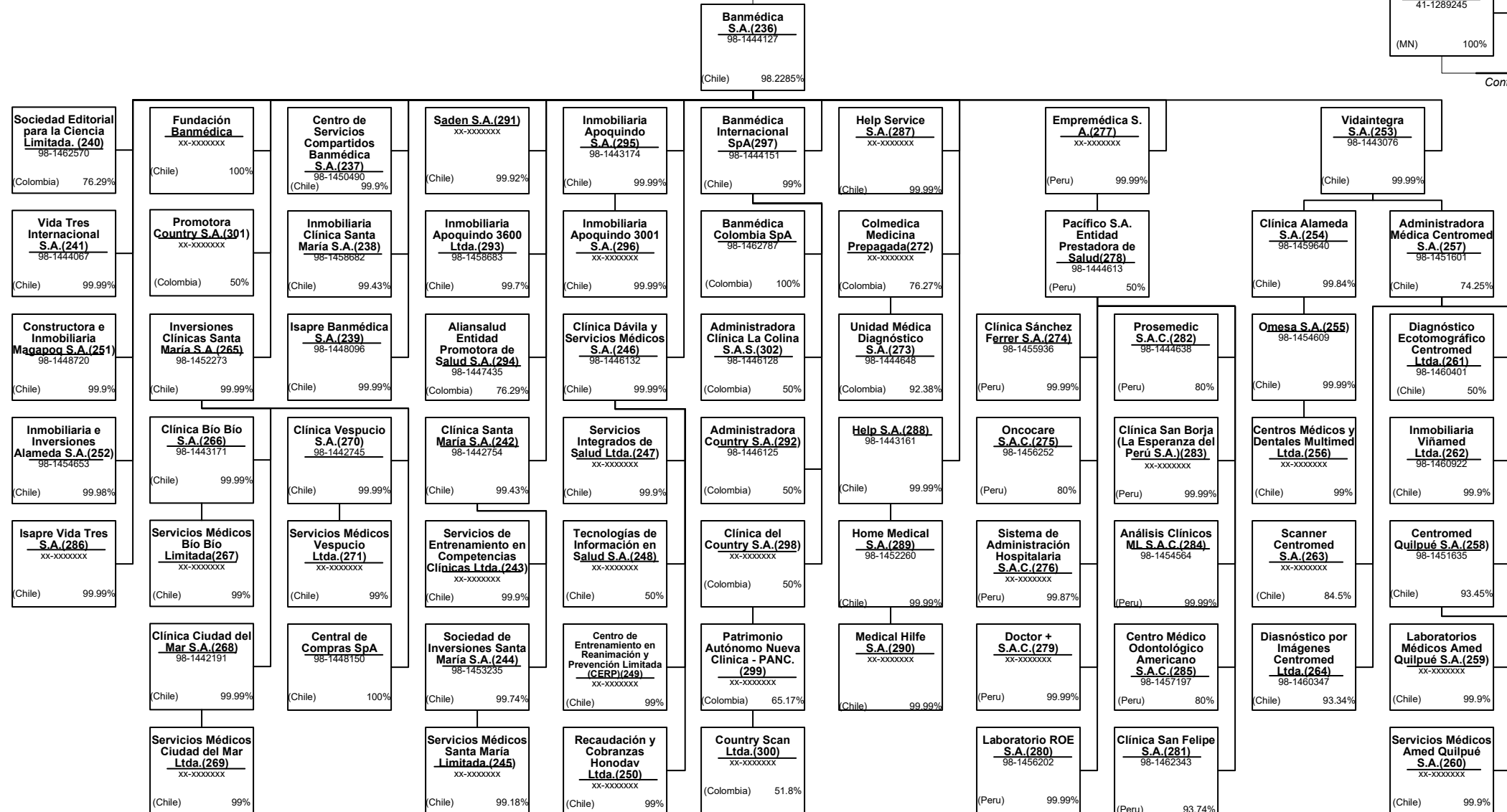
SCHEDULE Y – INFORMATION CONCERNING ACTIVITIES OF INSURER MEMBERS OF A HOLDING COMPANY GROUP
PART 1 – ORGANIZATIONAL CHART

UnitedHealth Group Incorporated
 (DE) 41-1321939

Continued from Previous Page

United HealthCare Services, Inc.
 41-1289245
 (MN) 100%

Continued on Next Page




SCHEDULE Y – INFORMATION CONCERNING ACTIVITIES OF INSURER MEMBERS OF A HOLDING COMPANY GROUP
PART 1 – ORGANIZATIONAL CHART

United HealthCare Services, Inc.
 (MN) 41-1289245 100%

Continued from Previous Page

Continued on Next Page

15.4

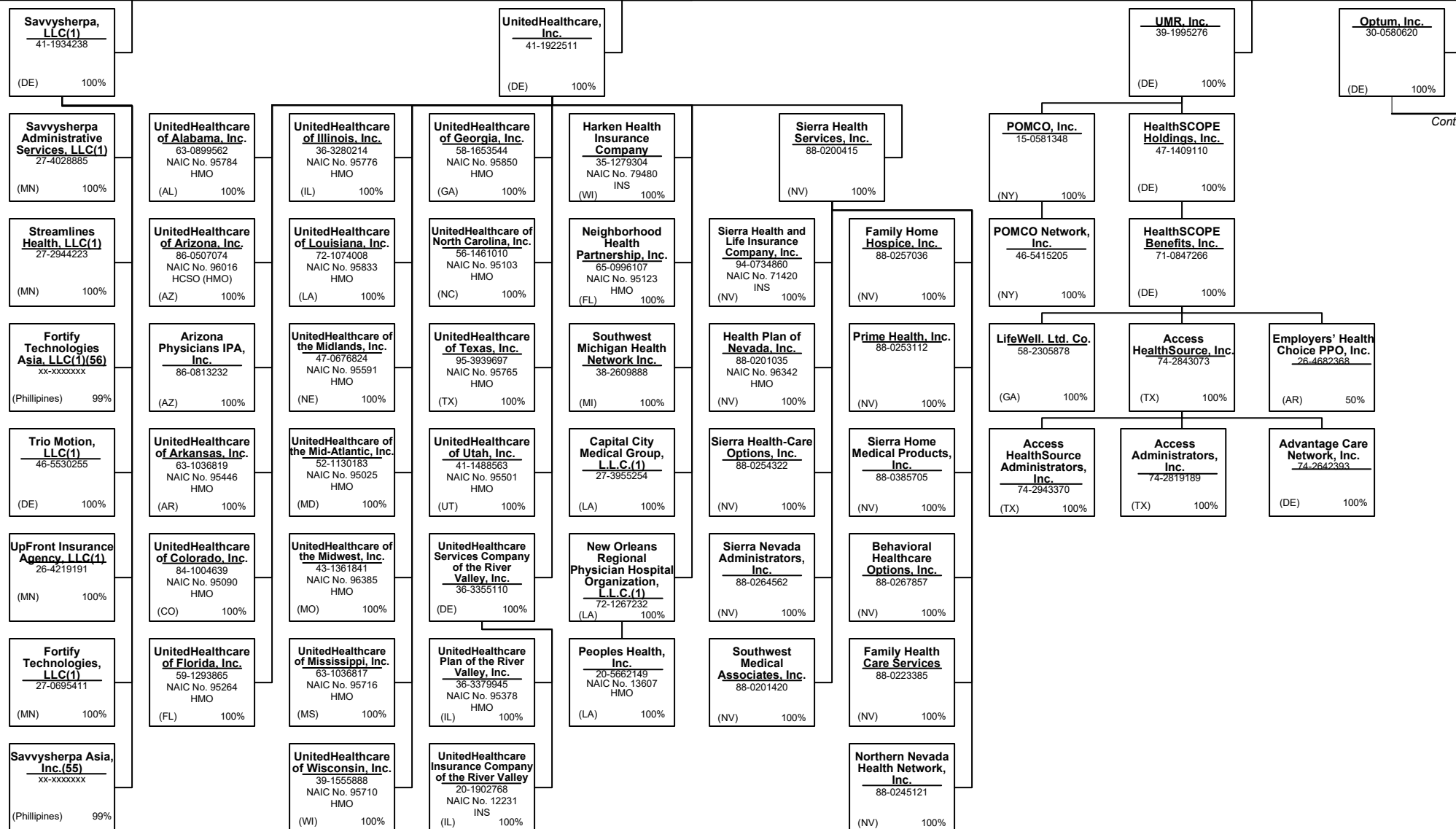


SCHEDULE Y – INFORMATION CONCERNING ACTIVITIES OF INSURER MEMBERS OF A HOLDING COMPANY GROUP
PART 1 – ORGANIZATIONAL CHART

United HealthCare Services, Inc.
 (MN) 41-1289245 100%

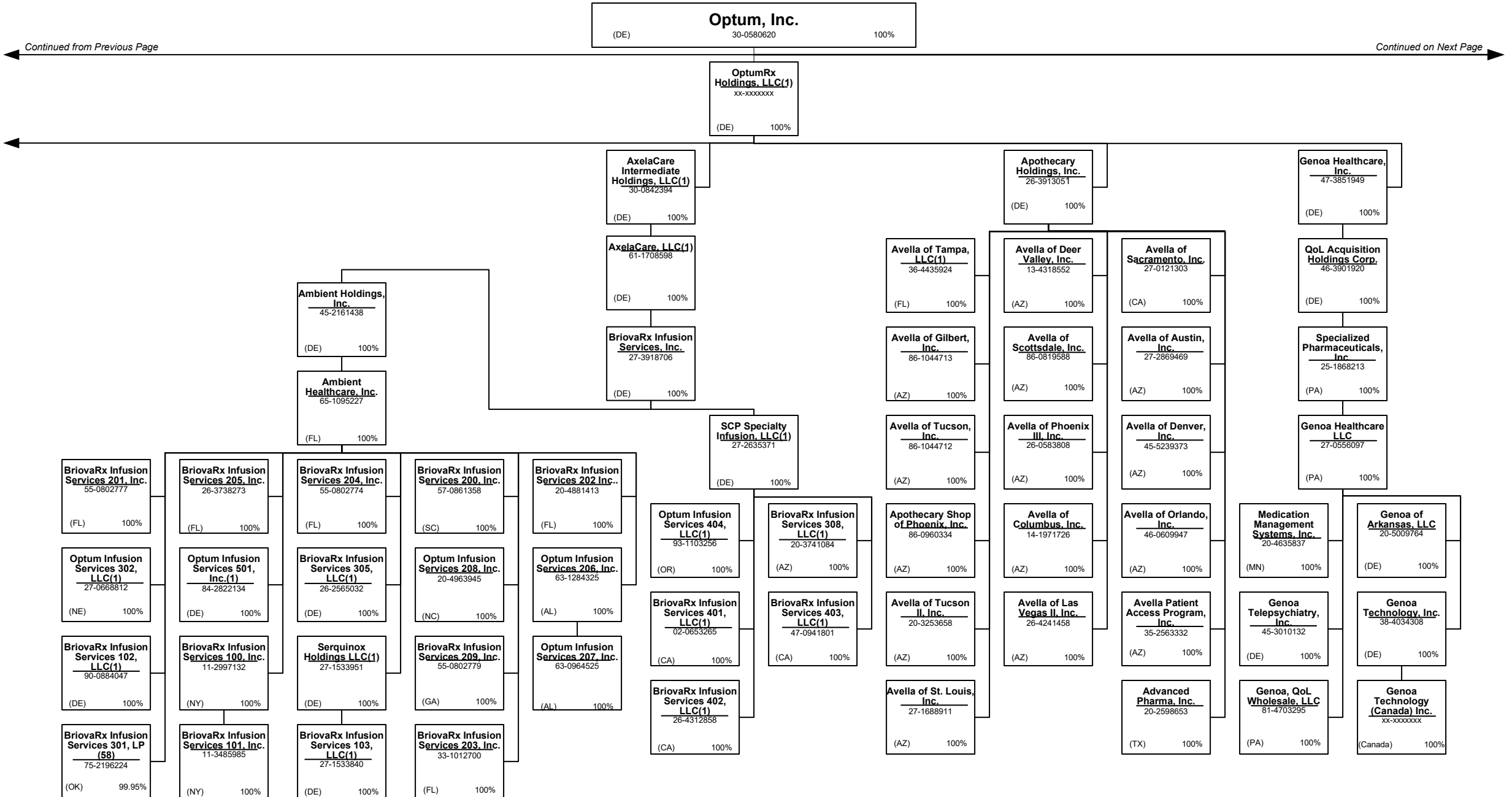
Continued from Previous Page

Continued on Next Page



15.5

SCHEDULE Y – INFORMATION CONCERNING ACTIVITIES OF INSURER MEMBERS OF A HOLDING COMPANY GROUP
PART 1 – ORGANIZATIONAL CHART

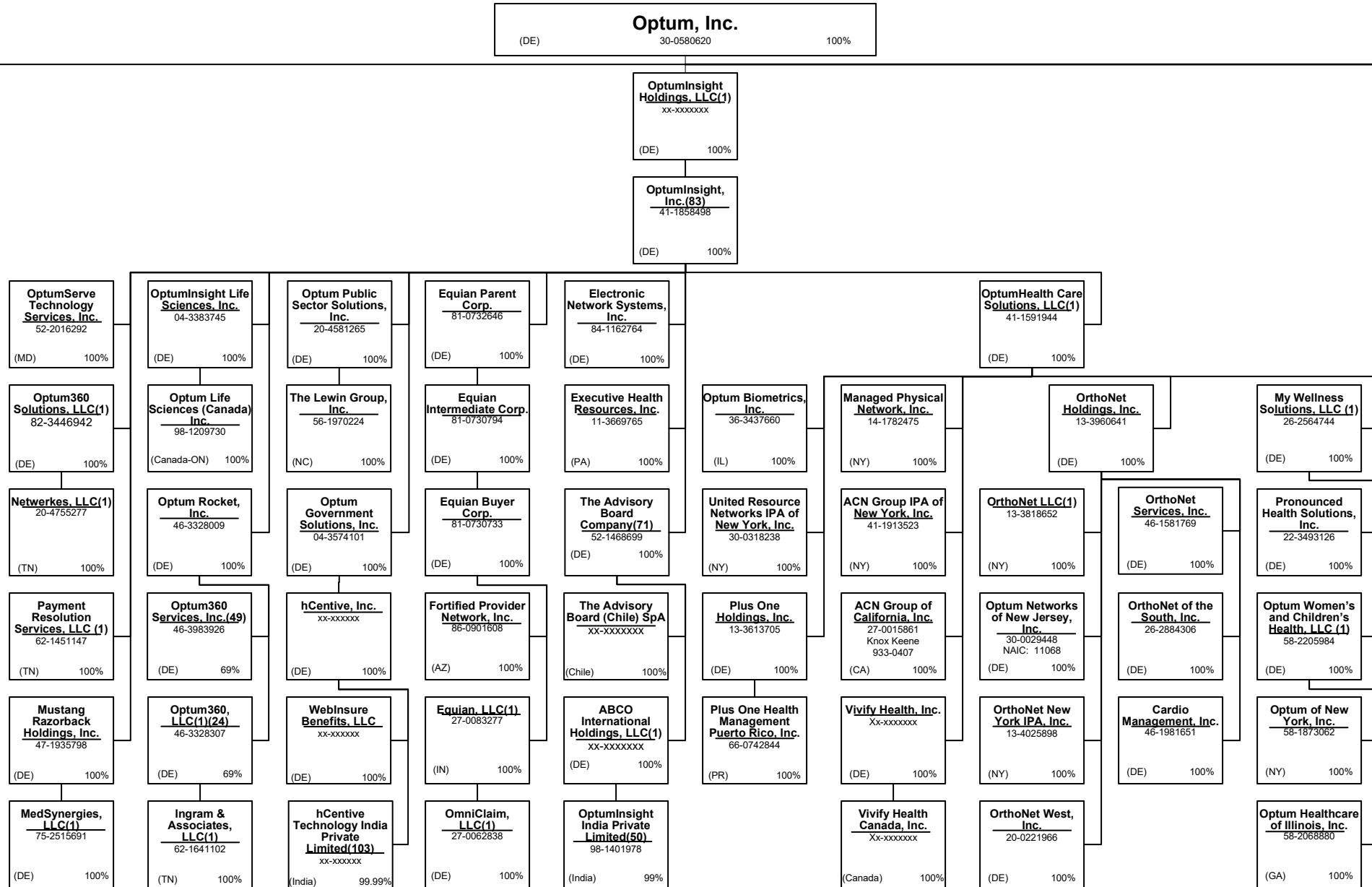


15.7

SCHEDULE Y – INFORMATION CONCERNING ACTIVITIES OF INSURER MEMBERS OF A HOLDING COMPANY GROUP
PART 1 – ORGANIZATIONAL CHART

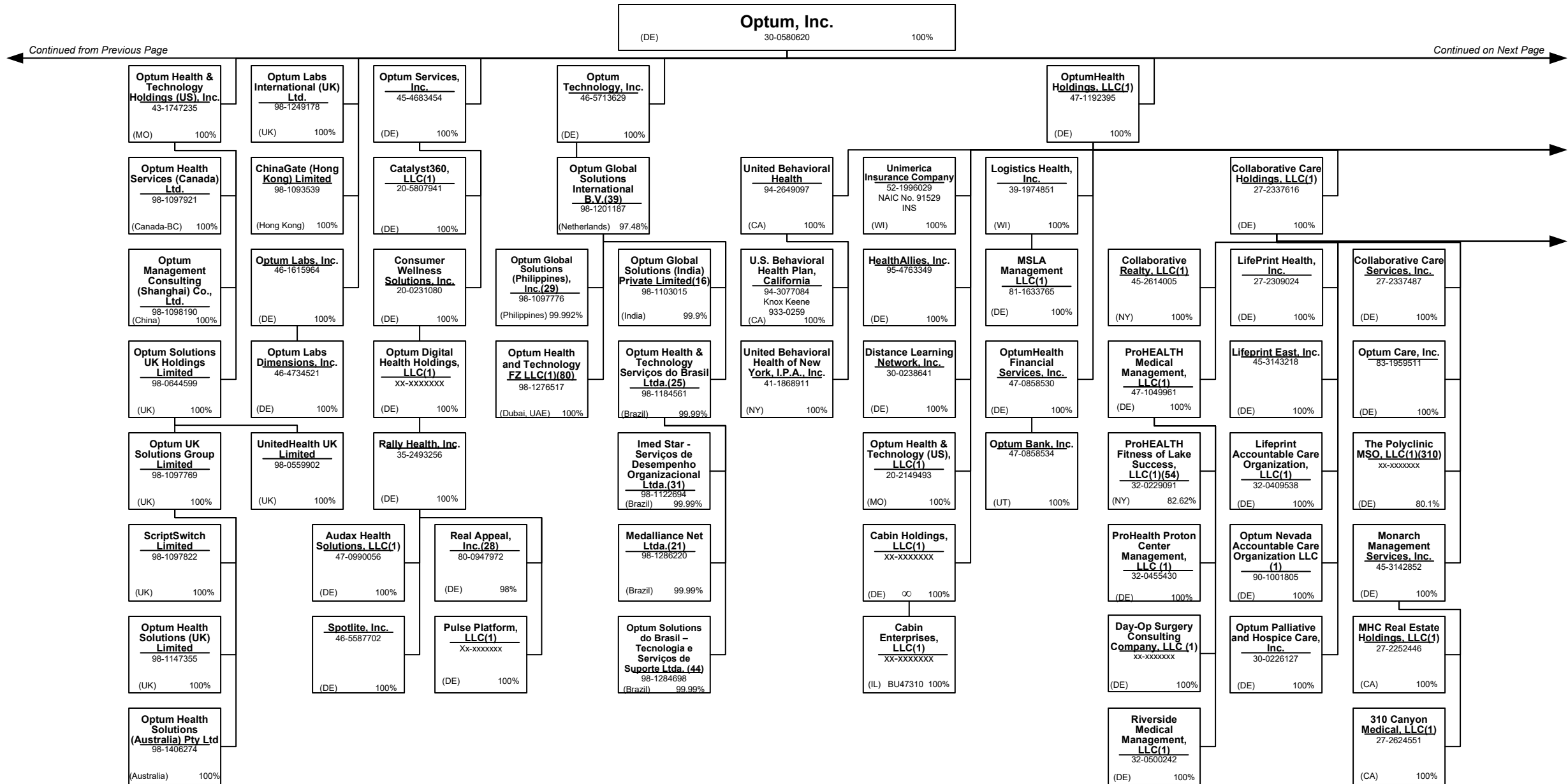
Continued from Previous Page

Continued on Next Page



15.8

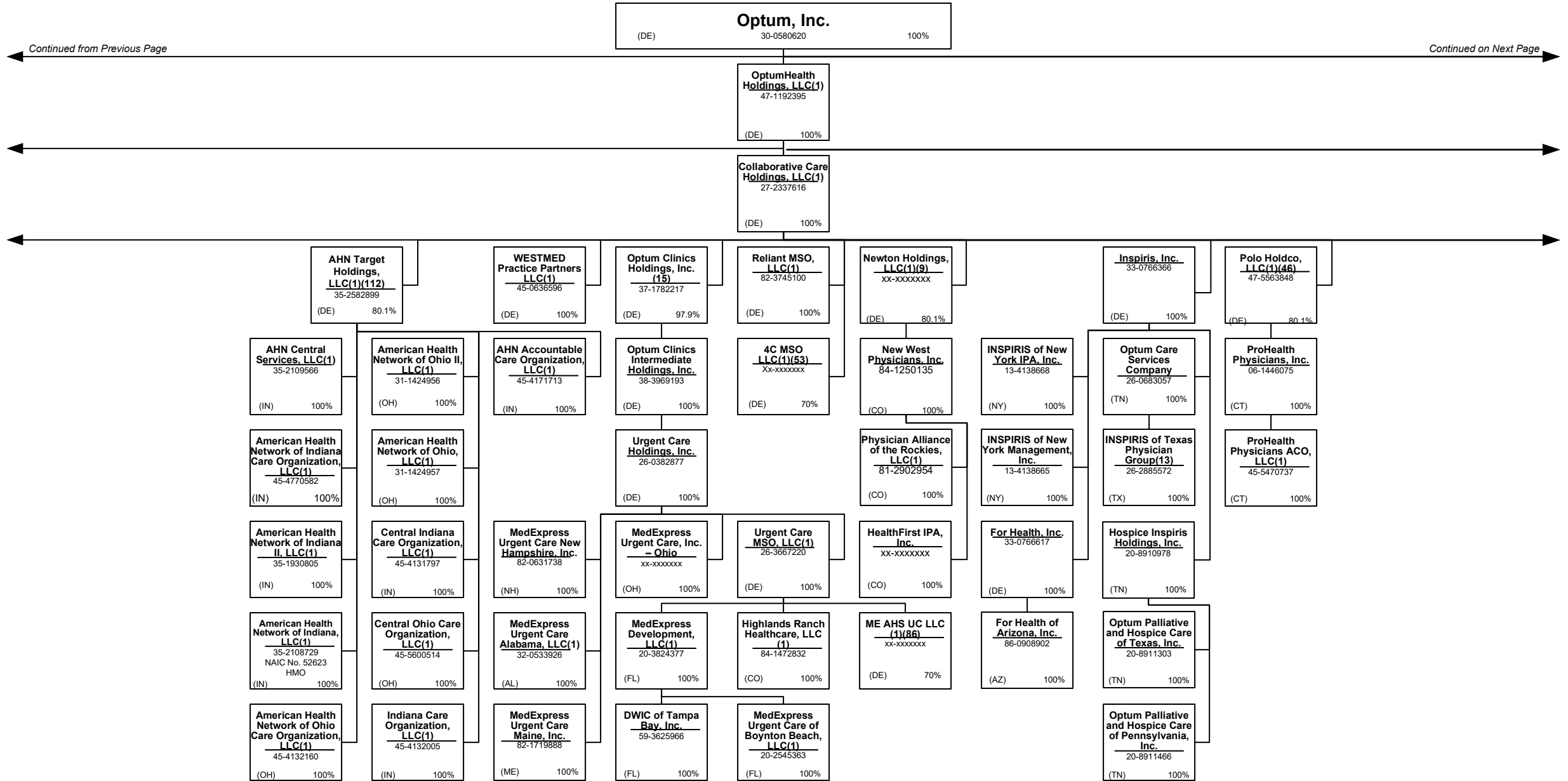
SCHEDULE Y – INFORMATION CONCERNING ACTIVITIES OF INSURER MEMBERS OF A HOLDING COMPANY GROUP
PART 1 – ORGANIZATIONAL CHART



Continued from Previous Page

Continued on Next Page

SCHEDULE Y – INFORMATION CONCERNING ACTIVITIES OF INSURER MEMBERS OF A HOLDING COMPANY GROUP
PART 1 – ORGANIZATIONAL CHART

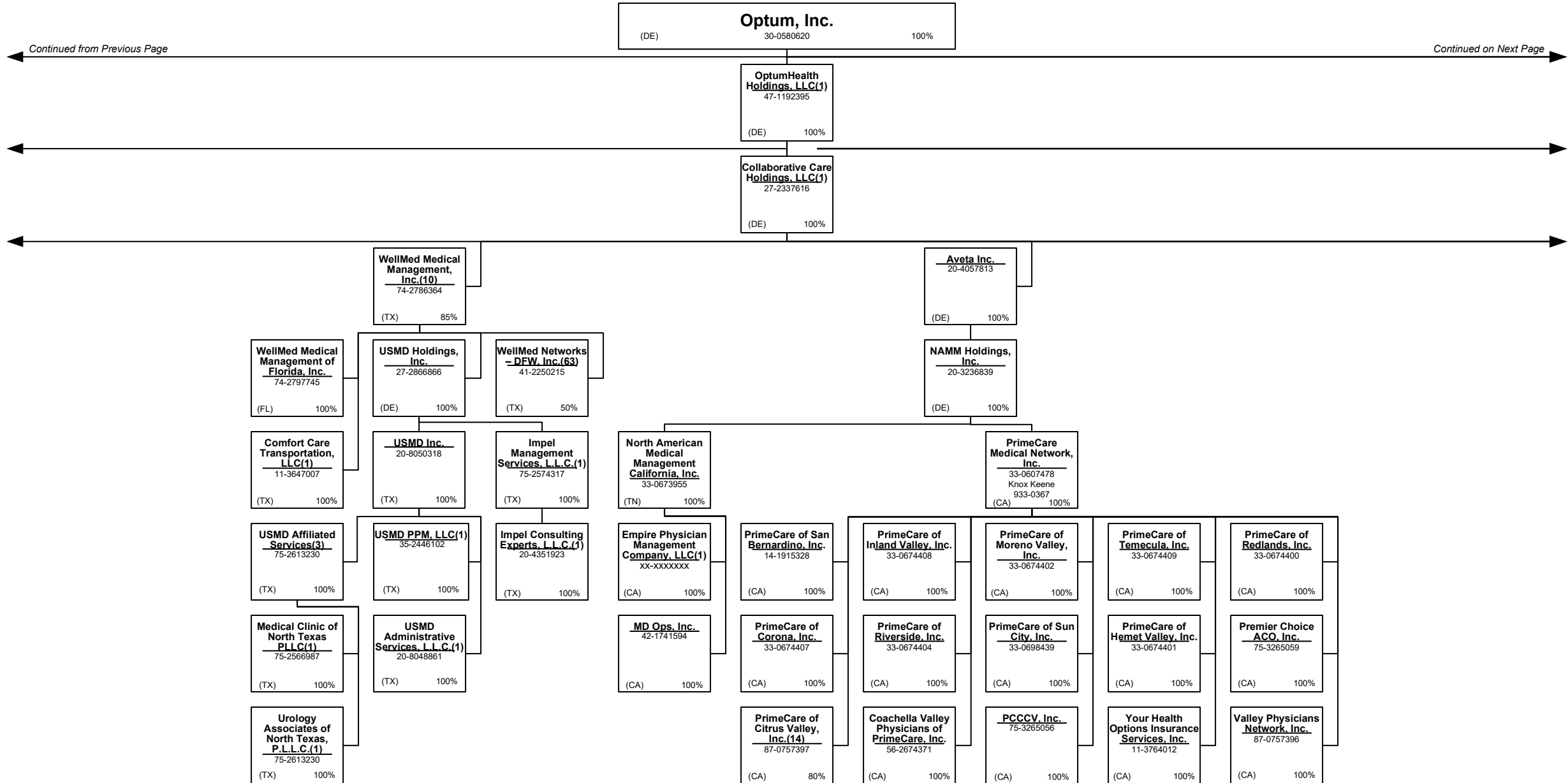


15.10

Continued from Previous Page

Continued on Next Page

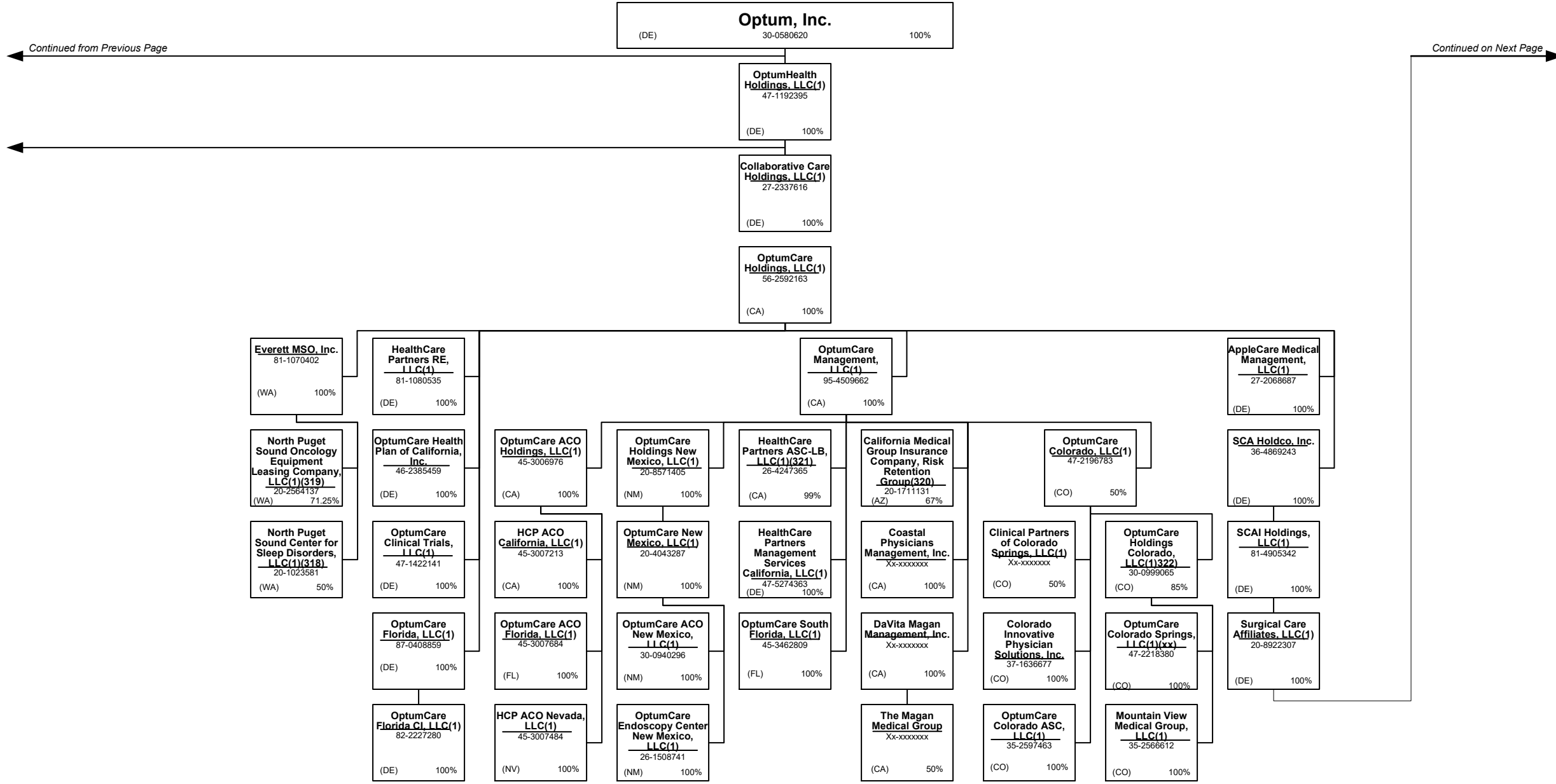
SCHEDULE Y – INFORMATION CONCERNING ACTIVITIES OF INSURER MEMBERS OF A HOLDING COMPANY GROUP
PART 1 – ORGANIZATIONAL CHART



Continued from Previous Page

Continued on Next Page

SCHEDULE Y – INFORMATION CONCERNING ACTIVITIES OF INSURER MEMBERS OF A HOLDING COMPANY GROUP
PART 1 – ORGANIZATIONAL CHART



15.12

Continued from Previous Page

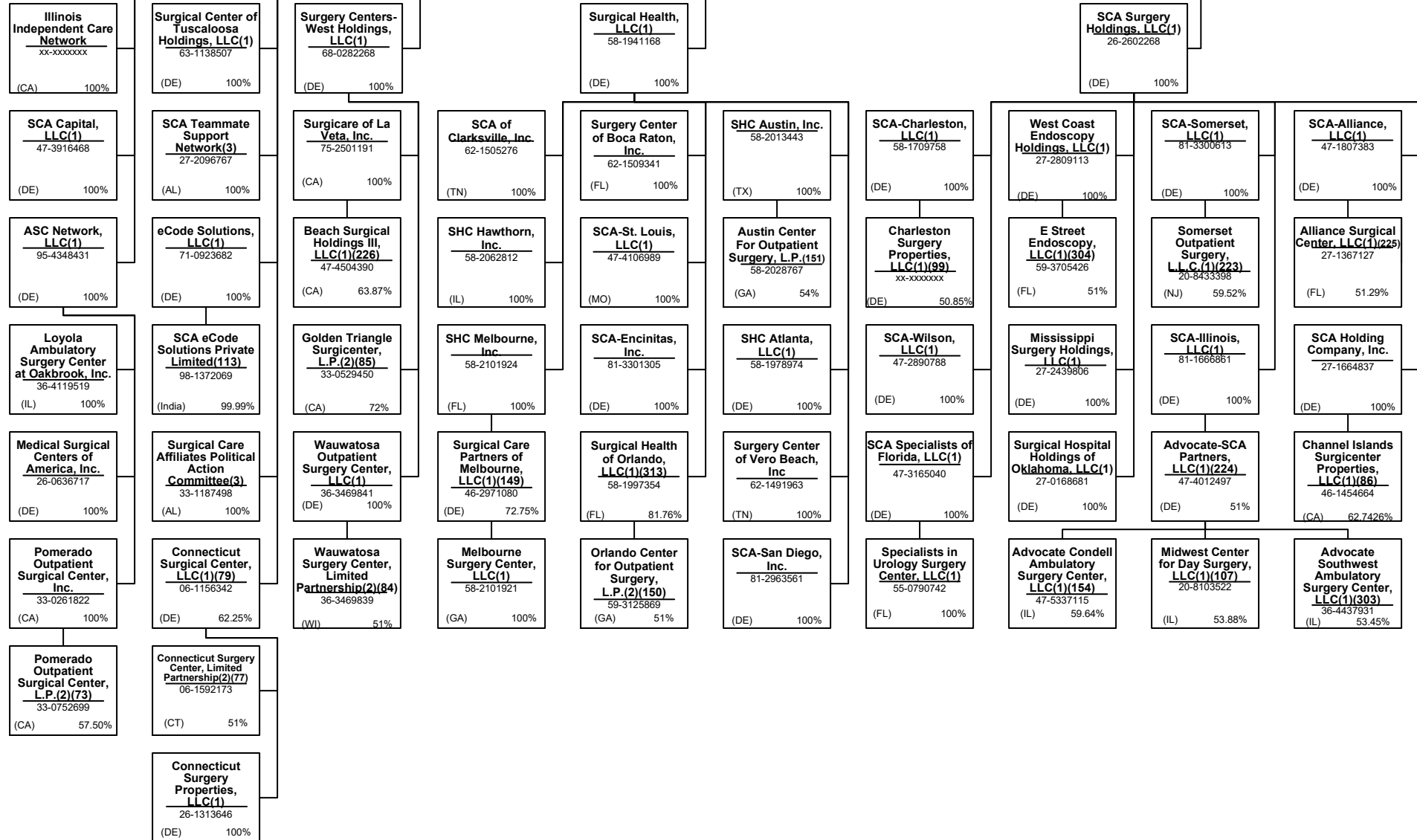
Continued on Next Page

SCHEDULE Y – INFORMATION CONCERNING ACTIVITIES OF INSURER MEMBERS OF A HOLDING COMPANY GROUP
PART 1 – ORGANIZATIONAL CHART

Surgical Care Affiliates, LLC (1)
 (DE) 20-8922307 100%

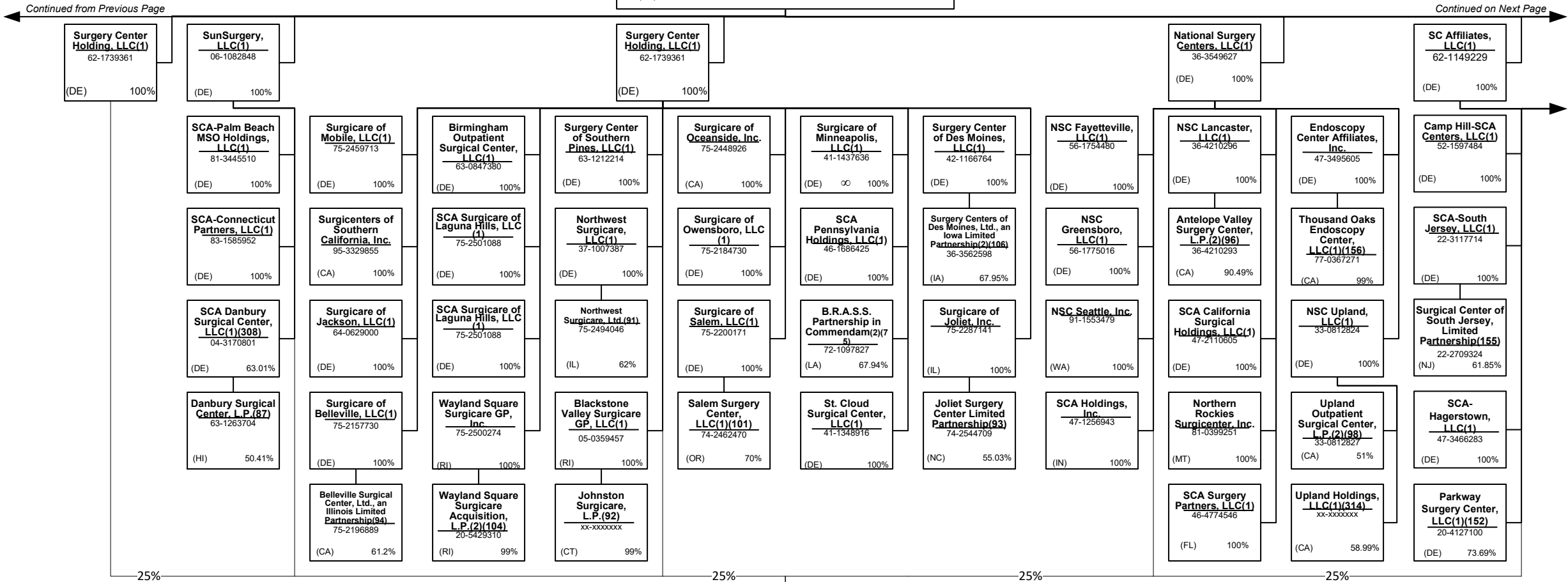
Continued from Previous Page

Continued on Next Page



SCHEDULE Y – INFORMATION CONCERNING ACTIVITIES OF INSURER MEMBERS OF A HOLDING COMPANY GROUP
PART 1 – ORGANIZATIONAL CHART

Surgical Care Affiliates, LLC (1)
 (DE) 20-8922307 100%




25%

25%

25%

25%



15.14

Continued from Previous Page

Continued on Next Page


SCHEDULE Y – INFORMATION CONCERNING ACTIVITIES OF INSURER MEMBERS OF A HOLDING COMPANY GROUP
PART 1 – ORGANIZATIONAL CHART

Surgical Care Affiliates, LLC (1)
 (DE) 20-8922307 100%

Continued from Previous Page

Continued on Next Page

SC Affiliates, LLC(1)
 62-1149229
 (DE) 100%



SCHEDULE Y – INFORMATION CONCERNING ACTIVITIES OF INSURER MEMBERS OF A HOLDING COMPANY GROUP

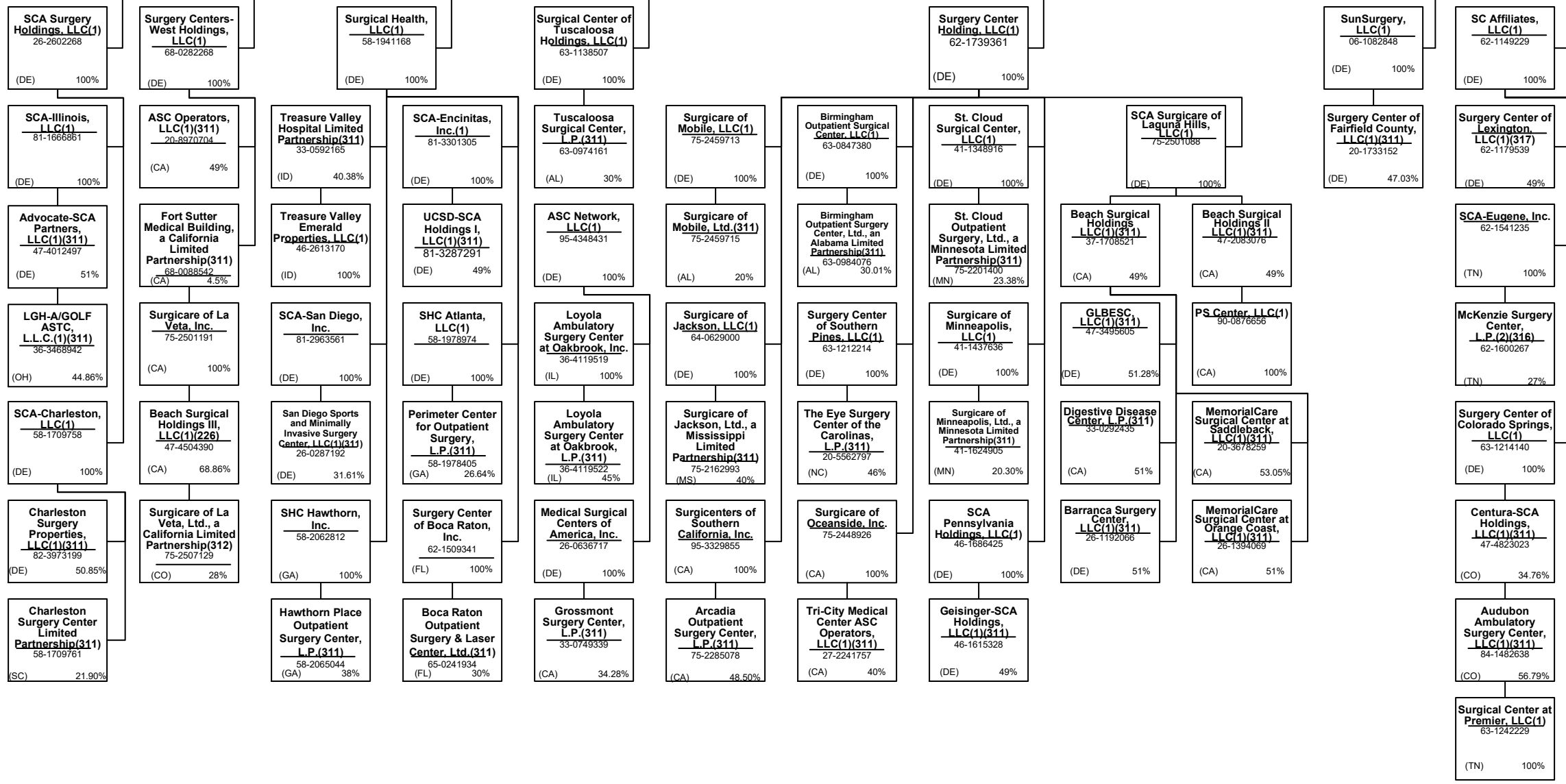
PART 1 – ORGANIZATIONAL CHART

NOTE: All Companies below are minority owned entities of Surgical Care Affiliates, LLC.



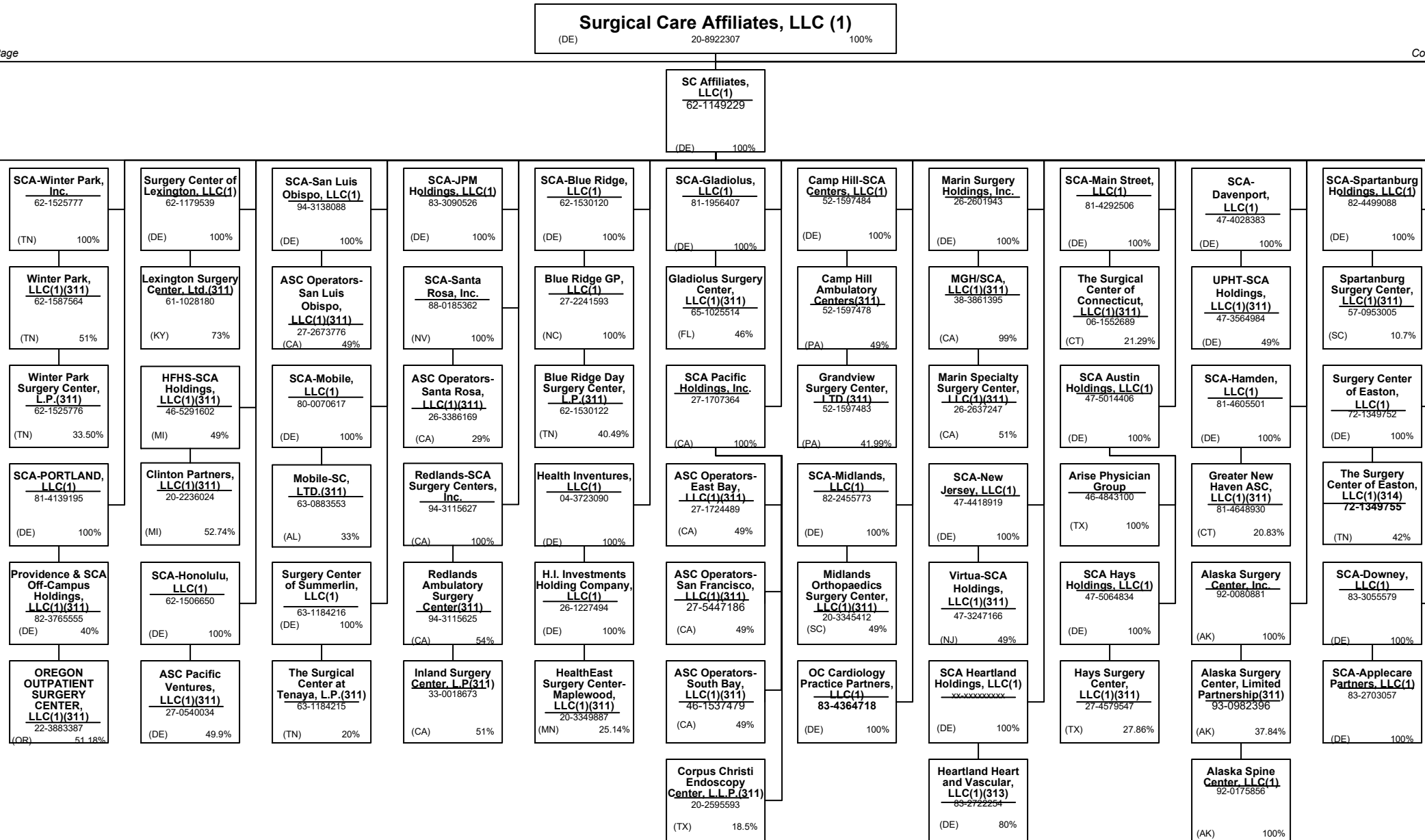
Continued from Previous Page

Continued on Next Page



SCHEDULE Y – INFORMATION CONCERNING ACTIVITIES OF INSURER MEMBERS OF A HOLDING COMPANY GROUP
PART 1 – ORGANIZATIONAL CHART

NOTE: All Companies below are minority owned entities of Surgical Care Affiliates, LLC.



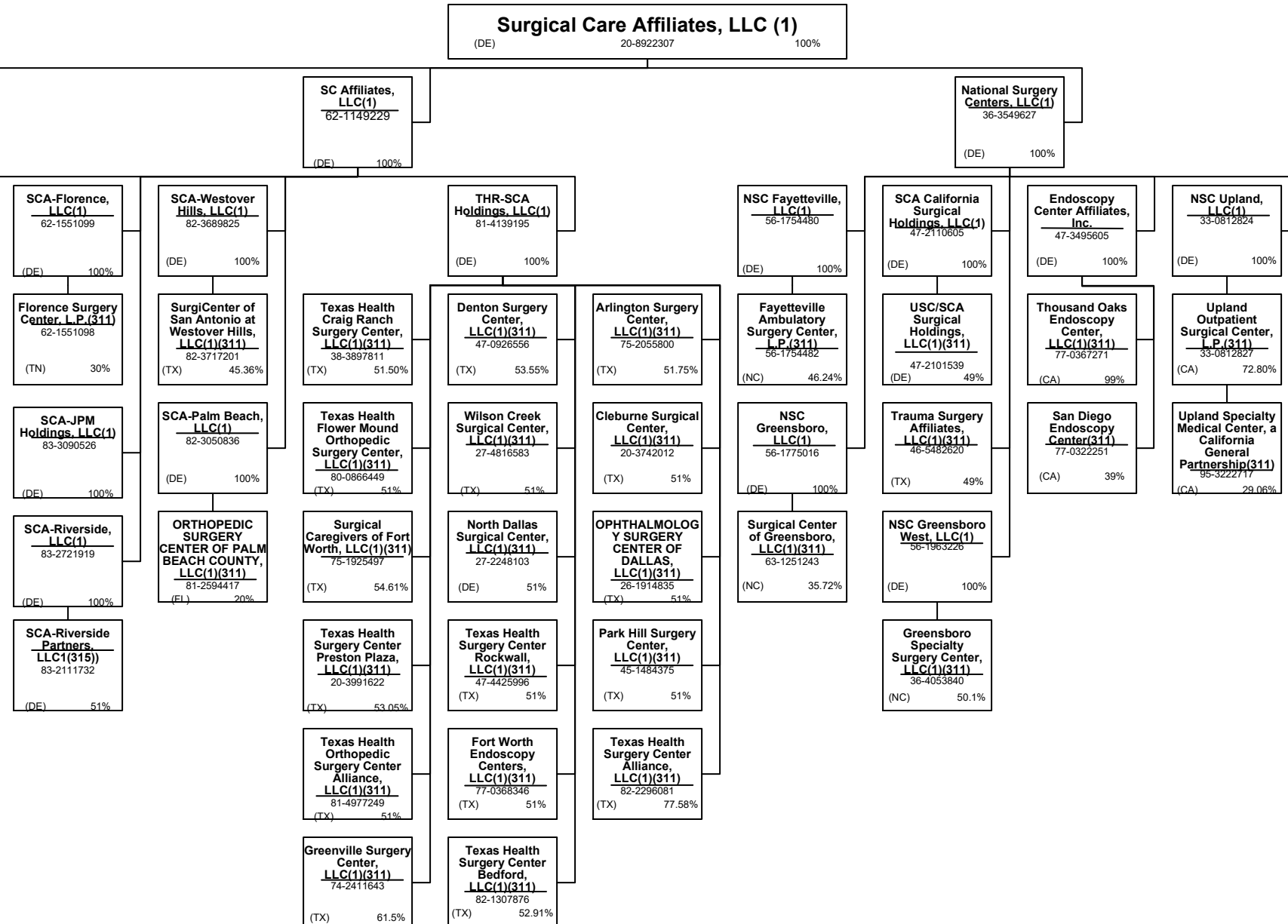
Continued from Previous Page

Continued on Next Page

SCHEDULE Y – INFORMATION CONCERNING ACTIVITIES OF INSURER MEMBERS OF A HOLDING COMPANY GROUP

PART 1 – ORGANIZATIONAL CHART

NOTE: All Companies below are minority owned entities of Surgical Care Affiliates, LLC.



Continued from Previous Page

SCHEDULE Y – INFORMATION CONCERNING ACTIVITIES OF INSURER MEMBERS OF A HOLDING COMPANY GROUP**PART 1 – ORGANIZATIONAL CHART****Physician Owned Entities**

| Name | Domiciliary Location | ID Number | Name | Domiciliary Location | ID Number | Name | Domiciliary Location | ID Number |
|--|----------------------|------------|--|----------------------|------------|---|----------------------|------------|
| 4C Medical Group, PLC | AZ | 45-2402948 | Empire Physicians' Medical Group, Inc. | CA | 33-0181426 | McKenzie Surgery Center, L.P. | TN | 62-1600267 |
| Aeromil Táxi Aéreo Ltda. | BRA | | Everett Physicians, Inc. P.S. | WA | 81-1625636 | ME Urgent Care Nebraska, Inc. | NE | 81-0936574 |
| Alaska Spine Center, LLC | AK | 92-0175856 | First Hill Surgery Center, LLC | WA | | MedExpress Primary Care Arizona P.C. | AZ | 81-4550969 |
| Alaska Surgery Center, Limited Partnership | AK | 93-0982396 | Florence Surgery Center, L.P. | TN | 62-1551098 | MedExpress Primary Care Maryland, P.C. | MD | 82-3384324 |
| Anne Arundel-SCA Holdings, LLC | MD | 82-5124069 | Fort Worth Endoscopy Centers, LLC | TX | 77-0368346 | MedExpress Primary Care Massachusetts, P.C. | MA | 82-1096099 |
| Anne Arundel-SCA Surgicenter, LLC | MD | 82-4763728 | Foundation Financial Services, Inc. | NV | | MedExpress Primary Care Minnesota P.C. | MN | 81-4396738 |
| AppleCare Hospitalists Medical Group, Inc. | CA | 14-1890491 | GLBESC, LLC | DE | 47-3495605 | MedExpress Primary Care Oklahoma, P.C. | OK | 83-1077265 |
| AppleCare Medical ACO, LLC | CA | 45-2852872 | Grandview Surgery Center, LTD. | PA | 52-1597483 | MedExpress Primary Care South Carolina, P.C. | SC | 83-0764858 |
| AppleCare Medical Group St. Francis, Inc. | CA | 33-0845269 | Greater Phoenix Collaborative Care, P.C. | AZ | 27-2337725 | MedExpress Primary Care Virginia, P.C. | VA | 82-3395792 |
| AppleCare Medical Group, Inc. | CA | 33-0898174 | Greensboro Specialty Surgery Center, LLC | NC | 36-4053840 | MedExpress Primary Care West Virginia, Inc. | WV | 82-4401181 |
| Arcadia Outpatient Surgery Center, L.P. | CA | 75-2285078 | Greenville Surgery Center, LLC | TX | 74-2411643 | MedExpress Primary Care Wisconsin, S.C. | WI | 81-4563448 |
| Arlington Surgery Center, LLC | TX | 75-2055800 | Grossmont Surgery Center, L.P. | CA | 33-0749339 | MedExpress Urgent Care – New Jersey, P.C. | NJ | 45-5388778 |
| ARTA Health Network, P.C. | CA | 46-1772418 | Grossmont Surgery Center, L.P. | CA | 33-0749339 | MedExpress Urgent Care – Northern New Jersey PC | NJ | 83-2089623 |
| ARTA Western California, Inc. | CA | 33-0658815 | Hawthorn Place Outpatient Surgery Center, L.P. | GA | 58-2065044 | MedExpress Urgent Care Arizona, P.C. | AZ | 81-4030280 |
| ASC Operators, LLC | CA | 20-8970704 | Hays Surgery Center, LLC | TX | 27-4579547 | MedExpress Urgent Care Arkansas, P.A. | AR | 46-4348120 |
| Aspectus, Inc. | MA | 04-3403101 | HealthCare Partners Affiliates Medical Group | CA | 95-4526112 | MedExpress Urgent Care California, P.C. | CA | 82-0930142 |
| Beach Surgical Holdings II LLC | CA | 47-2083076 | HealthCare Partners Associates Medical Group, P.C. | CA | 45-5273760 | MedExpress Urgent Care Connecticut, P.C. | CT | 81-1956812 |
| Better Health Value Network, LLC | WA | | HealthCare Partners Medical Group, P.C. | CA | 95-4340584 | MedExpress Urgent Care Idaho, P.C. | ID | 82-1135336 |
| Bexar Imaging Center, LLC | TX | 22-3858211 | HealthEast Surgery Center-Maplewood, LLC | MN | 20-3349887 | MedExpress Urgent Care Illinois, P.C. | IL | 47-4308614 |
| Blue Ridge Day Surgery Center, L.P. | TN | 62-1530122 | Hemonefro – Hemodiálise e Nefrologia Ltda | BRA | | MedExpress Urgent Care Iowa, P.C. | IA | 81-5353472 |
| Blue Ridge Properties, LLC | DE | 37-1945431 | HFHS-SCA Holdings, LLC | MI | 46-5291602 | MedExpress Urgent Care Kansas, P.A. | KS | 47-1919283 |
| Boca Raton Outpatient Surgery & Laser Center, Ltd. | FL | 65-0241934 | Homecare Dimensions of Florida, Inc. | TX | | MedExpress Urgent Care Minnesota P.C. | MN | 81-1125396 |
| California Spring Holdings, PC | CA | 81-0881243 | Homecare Dimensions, Inc. | TX | | MedExpress Urgent Care Missouri P.C. | MO | 47-3132625 |
| Camp Hill Ambulatory Centers | PA | 52-1597478 | IN Style OPTICAL, LLC | MA | 27-3296953 | MedExpress Urgent Care North Carolina, P.C. | NC | 81-5138747 |
| CCEC Anesthesia Management, LLC | TX | 82-1715584 | Indian River Surgery Center, Ltd. | FL | 62-1484043 | MedExpress Urgent Care Oregon, P.C. | OR | 82-1919436 |
| Centers for Family Medicine, GP | CA | 33-0483510 | Inland Faculty Medical Group, Inc. | CA | 33-0618077 | MedExpress Urgent Care Rhode Island, P.C. | RI | 81-5362765 |
| Charleston Surgery Center Limited Partnership | SC | 58-1709761 | Inland Surgery Center, L.P. | CA | 33-0018673 | MedExpress Urgent Care South Carolina, P.C. | SC | 81-5380706 |
| Charlotte Surgery Center, LLC | NC | 56-1449531 | Inspiris Medical Services of New Jersey, P.C. | NJ | 45-2563134 | MedExpress Urgent Care Texas, P.A. | TX | 47-5147441 |
| Cleburne Surgical Center, LLC | TX | 20-3742012 | INSPIRIS of Michigan Medical Services, P.C. | MI | 27-1561674 | MedExpress Urgent Care Washington, P.C. | WA | 82-2443118 |
| Clinton Partners, LLC | MI | 20-2236024 | INSPIRIS of New York Medical Services, P.C. | NY | 13-4168739 | MedExpress Urgent Care Wisconsin, S.C. | WI | 81-4281678 |
| COI – Clínicas Oncológicas Integradas S.A. | BRA | 98-1276040 | INSPIRIS of Pennsylvania Medical Services, P.C. | PA | 26-2895670 | MedExpress Urgent Care, Inc. – West Virginia | WV | 26-4546400 |
| Colonial Outpatient Surgery Center, LLC | FL | 83-1529015 | Lexington Surgery Center, Ltd. | KY | 61-1028180 | MedExpress Urgent Care, P.C. – Georgia | GA | 47-1804667 |
| Corpus Christi Endoscopy Center, L.L.P. | TX | 20-2595593 | LGH-A/GOLF ASTC, L.L.C. | IL | 36-3468942 | MedExpress Urgent Care, P.C. – Indiana | IN | 90-0929572 |
| David Moen, M.D. P.C. | NY | 81-5101448 | Liberty Anesthesia Services, LLC | IL | 81-4465348 | MedExpress Urgent Care, P.C. – Maryland | MD | 45-3461101 |
| David R. Ferrell, M.D., P.C. | NV | 45-2380022 | Loyola Ambulatory Surgery Center at Oakbrook, L.P. | IL | 36-4119522 | MedExpress Urgent Care, P.C. – Massachusetts | MA | 47-1857908 |
| Day-OP Center Of Long Island Inc. | NY | 11-2811353 | March Vision Care Group, Incorporated | CA | 95-4874334 | MedExpress Urgent Care, P.C. – Michigan | MI | 46-4793937 |
| Denton Endoscopy Surgery Center, LLC | TX | | March Vision Care IPA, Inc. | NY | 27-3115058 | MedExpress Urgent Care, P.C. – Oklahoma | OK | 47-1824365 |
| Denton Surgery Center, LLC | TX | 47-0926556 | Marin Health Ventures, LLC | CA | 94-3377073 | MedExpress Urgent Care, P.C. – Pennsylvania | PA | 26-3750502 |
| Digestive Disease Center, L.P. | CA | 33-0292435 | Marin Specialty Surgery Center, LLC | CA | 26-2637247 | MedExpress Urgent Care, P.C. – Tennessee | TN | 45-4973138 |
| Durable Medical Equipment, Inc. | MA | 04-3106404 | MAT-RX DEVELOPMENT, L.L.C. | TX | 43-1967820 | MedExpress Urgent Care, P.C. – Virginia | VA | 45-3123110 |

SCHEDULE Y – INFORMATION CONCERNING ACTIVITIES OF INSURER MEMBERS OF A HOLDING COMPANY GROUP**PART 1 – ORGANIZATIONAL CHART****Physician Owned Entities**

| Domiciliary | | | Domiciliary | | | Domiciliary | | |
|---|----------|------------|---|----------|------------|--|----------|------------|
| Name | Location | ID Number | Name | Location | ID Number | Name | Location | ID Number |
| MedExpress Urgent Care, P.S.C. - Kentucky | KY | 83-1565124 | Prime Community Care, Inc. | CA | 30-0516440 | Texas Health Flower Mound Orthopedic Surgery Center, LLC | TX | 80-0866449 |
| MedExpress, Inc. – Delaware | DE | 45-5436856 | ProHEALTH Accountable Care Medical Group, PLLC | NY | 45-4469117 | Texas Health Orthopedic Surgery Center Alliance, LLC | TX | 81-4977249 |
| Medical Clinic of North Texas PLLC | TX | 75-2566987 | ProHEALTH Ambulatory Surgery Center, Inc. | NY | 11-3447394 | Texas Health Surgery Center Alliance, LLC | TX | 82-2296081 |
| Medical Support Los Angeles, A Medical Corporation | CA | 95-4708497 | ProHEALTH Care Associates LLP | NY | 11-3355604 | Texas Health Surgery Center Bedford, LLC | TX | 82-1307876 |
| Memorial Healthcare IPA, GP | CA | 95-4688463 | ProHealth Physicians, P.C. | CT | 06-1469068 | Texas Health Surgery Center Las Colinas, LLC | TX | 83-0781259 |
| MemorialCare Surgical Center at Orange Coast, LLC | CA | 26-1394069 | ProHEALTH Urgent Care Medicine of New Jersey LLP | NJ | 47-5661535 | Texas Health Surgery Center Preston Plaza, LLC | TX | 20-3991622 |
| MemorialCare Surgical Center at Saddleback, LLC | CA | 20-3678259 | ProHEALTH Urgent Care Medicine, PLLC | NY | 46-1883579 | Texas Health Surgery Center Rockwall, LLC | TX | 47-4425996 |
| MGH/SCA, LLC | CA | 38-3861395 | Providence & SCA Off-Campus Holdings, LLC | DE | 82-3765555 | The Everett Clinic, PLLC | WA | 91-0214500 |
| MGH/SCA, LLC | CA | 38-3861395 | Providence & SCA On-Campus Holdings, LLC | DE | 82-3270499 | The Eye Surgery Center of the Carolinas, L.P. | NC | 20-5562797 |
| MHCH, Inc. | CA | 80-0507474 | Providence & SCA Outreach Markets Holdings, LLC | DE | 83-1591205 | The Polyclinic, PLLC | WA | |
| Midlands Orthopaedics Surgery Center, LLC | SC | 20-3345412 | PS Center, LLC | CA | 90-0876656 | The Surgery Center of Easton, L.P. | TN | 72-1349755 |
| Mississippi Surgical Center Limited Partnership | MS | 62-1417391 | Redlands Family Practice Medical Group, Inc. | CA | 56-2627067 | The Surgical Center at Tenaya, L.P. | TN | 63-1184215 |
| Mobile Medical Services, P.C. | NY | 30-0445773 | Redwood City Endoscopy Suite, LLC | CA | 94-3323051 | The Surgical Center of Connecticut, LLC | CT | 06-1552689 |
| Mobile-SC, LTD. | AL | 63-0883553 | Reliant Medical Group, Inc. | MA | 22-2912515 | Trauma Surgery Affiliates, LLC | TX | 46-5482620 |
| Monarch Health Plan, Inc. | CA | 22-3935634 | Riverside Electronic Healthcare Resources, Inc. | CA | 20-3420379 | Treasure Valley Emerald Properties, LLC | DE | 46-2613170 |
| Monarch HealthCare, A Medical Group, Inc. | CA | 33-0587660 | Riverside Pediatric Group, P.C. | NJ | 22-3624559 | Treasure Valley Hospital Limited Partnership | ID | 33-0592165 |
| Monarch Hospice, LLC | CA | 30-0606451 | Robert B. McBeath, M.D. II, P.C. | NV | 86-0857176 | Tuscaloosa Surgical Center, L.P. | AL | 63-0974161 |
| Montgomery Surgery Center Limited Partnership | MD | 52-1401868 | Robert B. McBeath, M.D. III, P.C. | NV | 46-2662506 | UnitedHealthcare of Kentucky, Ltd. | KY | 62-1240316 |
| Mosaic Management Services, Inc. | CA | 20-5892451 | San Diego Endoscopy Center | CA | 77-0322251 | UnitedHealthcare of Kentucky, Ltd. | KY | 62-1240316 |
| NAMM Medical Group Holdings, Inc. | CA | 56-2627070 | Sanvello Behavioral Health Services, P.A. | DE | 84-1754732 | Urgent Care New York, P.C. | NY | 82-2400620 |
| NAMM MGH, Inc. | CA | 61-1627269 | SCA-JPM Holdings, LLC | DE | 83-3090526 | Urology Associates of North Texas, P.L.L.C. | TX | 75-2613230 |
| North Dallas Surgical Center, LLC | DE | 27-2248103 | Small Business Insurance Advisors, Inc. | TX | | USHEALTH Academy, Inc. | TX | |
| Northern Rockies Surgery Center, L.P. | TN | 63-1240726 | Spartanburg Surgery Center, LLC | SC | 57-0953005 | USHEALTH Administrators, LLC | DE | |
| Northridge Medical Group, Inc. | CA | 95-4748023 | St. Cloud Outpatient Surgery, Ltd., a Minnesota Limited Partnership | MN | 75-2201400 | USHEALTH Career Agency, Inc. | DE | |
| NPN IPA Washington, PLLC | WA | 61-1855159 | Surgery Center at Cherry Creek, LLC | CO | 82-5164277 | USHEALTH Funding, Inc. | DE | |
| NSC Greensboro West, LLC | DE | 56-1963226 | Surgery Center at St. Vincent, LLC | OR | 81-3129674 | USMD of Arlington GP, L.L.C. | TX | 73-1662757 |
| NYSKA, LLC | NY | 46-5025690 | Surgery Center of Fairfield County, LLC | DE | 20-1733152 | Virtual Therapeutics Corporation | DE | |
| OPHTHALMOLOGY SURGERY CENTER OF DALLAS, LLC | TX | 26-1914835 | Surgery Center of Lexington, LLC | DE | 62-1179539 | Waypoint Minnesota PC | MN | 46-2854394 |
| Optum Clinic, P.A. | TX | 75-2778455 | Surgical Caregivers of Fort Worth, LLC | TX | 75-1925497 | WellMed Medical Group, P.A. | TX | 74-2574229 |
| Optum Medical Services of California, P.C. | CA | 30-0826311 | Surgical Center of Greensboro, LLC | NC | 63-1251243 | WellMed Network of Florida, Inc. | TX | 35-2314192 |
| Optum Medical Services, P.C. | NC | 45-3866363 | Surgical Eye Experts, LLC | MA | 65-1321064 | WellMed Networks, Inc. | TX | 74-2889447 |
| OptumCare Florida, LLC | DE | 87-0408859 | Surgicare of Jackson, Ltd., a Mississippi Limited Partnership | MS | 75-2162993 | WellMed of Las Cruces, Inc. | TX | 92-0183013 |
| OREGON OUTPATIENT SURGERY CENTER, LLC | OR | 22-3883387 | Surgicare of La Veta, Ltd., a California Limited Partnership | CA | 75-2507129 | Wilson Creek Surgical Center, LLC | TX | 27-4816583 |
| ORTHOPEDIC SURGERY CENTER OF PALM BEACH COUNTY, LLC | FL | 81-2594417 | Surgicare of Minneapolis, Ltd., a Minnesota Limited Partnership | MN | 41-1624905 | Winter Park Surgery Center, L.P. | TN | 62-1525776 |
| Pacific Casualty Company, Inc. | HI | | Surgicare of Mobile, Ltd. | AL | 75-2459715 | Winter Park Surgery Center, L.P. | TN | 62-1525776 |
| Park Hill Surgery Center, LLC | TX | 45-1484375 | SurgiCenter of San Antonio at Westover Hills, LLC | TX | 82-3717201 | WND Medical, PLLC | TX | 45-2158334 |
| Perimeter Center for Outpatient Surgery, L.P. | GA | 58-1978405 | Taidene Medical Ltd. | CAN | 98-1260384 | XLHome Michigan, P.C. | MI | 46-3537245 |
| Physician Partners Medical Group, Inc. | CA | 30-0516435 | Talbert Medical Group, P.C. | CA | 93-1172065 | XLHome Northeast, P.C. | NJ | 45-5530241 |
| PPH Holdings, LLC | DE | 27-1454121 | TeamMD Physicians, P.C. | IA | 30-0445773 | XLHome Oklahoma, Inc. | OK | 46-2931689 |
| Primary Care Associated Medical Group, Inc. | CA | 33-0527335 | Texas Health Craig Ranch Surgery Center, LLC | TX | 38-3897811 | XLHome, P.C. | MD | 27-3543997 |

SCHEDULE Y – INFORMATION CONCERNING ACTIVITIES OF INSURER MEMBERS OF A HOLDING COMPANY GROUP**PART 1 – ORGANIZATIONAL CHART****Notes**

All legal entities on the Organization Chart are Corporations unless otherwise indicated.

- (1) Entity is a Limited Liability Company
- (2) Entity is a Partnership
- (3) Entity is a Non-Profit Corporation
- (4) Control of the Foundation is based on sole membership, not the ownership of voting securities
- (5) COI Participações S.A. is 89.10289% owned by Esho – Empresa de Serviços Hospitalares S.A. and 10.8971% owned by COIPAR Participações S.A.
- (6) Health Net Services (Cayman) PIC is a Cayman exempted company
- (7) UnitedHealthcare India Private Limited is 99.999335% owned by OptumHealthInternational B.V. and 0.000665% owned by UnitedHealth International, Inc. OptumHealth International BV holds 100% of the issued preference shares.
- (8) General partnership interests are held by United HealthCare Services, Inc. (89.77%) and by UnitedHealthcare, Inc. (10.23%). United HealthCare Services, Inc. also holds 100% of the limited partnership interests. When combining general and limited partner interests, United HealthCare Services, Inc. owns 94.18% and UnitedHealthcare, Inc. owns 5.83%.
- (9) Newton Holdings, LLC, is 80.1% owned by Collaborative Care Holdings, LLC and the remaining 19.9% is owned by outside shareholders.
- (10) WellMed Medical Management, Inc. is 85% owned by Collaborative Care Holdings, LLC and 15% owned by WMG Healthcare Partners, L.P.
- (11) Seisa Serviços Integrados de Saúde Ltda is 99.99% owned by Amil Assistência Médica Internacional S.A. and 0.00001% owned by Cemed Care – Empresa de Atendimento Clínico Geral Ltda.
- (12) Optum Health & Technology (India) Private Limited is 99.9995% owned by OptumHealth International B.V. and 0.0005 % owned by United Behavioral Health.
- (13) INSPIRIS of Texas Physician Group is a Texas non-profit (taxable) whose sole member is Inspiris Services Company.
- (14) PrimeCare of Citrus Valley, Inc. is 80% owned by PrimeCare Medical Network, Inc. and 20% owned by Citrus Valley Medical Associates, Inc.
- (15) Optum Clinics Holdings, Inc. is 97.9% owned by Collaborative Care Holdings, LLC and 2.1% is owned by external shareholders.
- (16) Optum Global Solutions (India) Private Limited is 99.999466 % owned by Optum Global Solutions International BV and 0.000534% UnitedHealth International, Inc. as nominee of Optum Global Solutions International BV per India requirement to have two shareholders.
- (17) Amico Saúde Ltda. is 98.927933% owned by Santa Helena Assistência Médica S.A. and 1.072067% owned by Cemed Care – Empresa de Atendimento Clínico Geral Ltda.
- (18) Esho – Empresa de Serviços Hospitalares S.A. is 99.667% owned by Amil Assistência Médica Internacional S.A. and the remaining 0.31798923769% is owned by external shareholders and 0.01462081847% is owned by Treasury Shares.
- (19) Etho – Empresa de Tecnologia Hospitalar Ltda. 82.642% owned by Amil Assistência Médica Internacional S.A. and 17.358% owned by an external shareholder.
- (20) Orthology, Inc. is 98% owned by UnitedHealth Group Ventures, LLC and 2% owned by external shareholders.
- (21) Medalliance Net Ltda. is owned 99.999985% by Optum Health & Technology Serviços do Brasil Ltda. and 0.000015% by UHG Brasil Participações S.A.
- (22) Branch offices in Iraq and Uganda.
- (23) Cemed Care Empresa de Atendimento Clínico Geral Ltda. Is 99.9999996% owned by Amil Assistência Médica Internacional S.A. and 0.000004% owned by Esho – Empresa de Serviços Hospitalares S.A.
- (24) Optum 360, LLC is 69% owned by Optum Rocket, Inc; the remaining 31% is owned by external holders.
- (25) Optum Health & Technology Serviços do Brasil Ltda. is 99.998364% owned by Optum Global Solutions International B.V. and the remaining 0.001636% is owned by OptumInsight, Inc.
- (26) Bosque Medical Center Ltda. is 82.64% owned by Amil Assistência Médica Internacional S.A. and 17.3521% owned by Esho – Empresa de Serviços Hospitalares S.A.
- (27) H&W Indemnity (SPC), Ltd. is an exempted segregated portfolio company organized under the laws of the Cayman Islands and holds a Cayman insurance license.
- (28) Real Appeal, Inc. is 98% owned by Rally Health, and the remaining 2% is owned by external shareholders.
- (29) Optum Global Solutions (Philippines), Inc. is 99.992% owned by Optum Global Solutions International B.V., and the remaining 0.008% is held by individual shareholders who are directors of the company.
- (30) Amil Clinical Research Participações Ltda. is 99.95% owned by Esho – Empresa de Serviços Hospitalares S.A. and 0.05% owned by Cemed Care – Empresa de Atendimento Clínico Geral Ltda.
- (31) Imed Star Serviços de Desempenho Organizacional Ltda. is 99.99998% owned by Optum Health & Technology Serviços do Brasil Ltda and 0.00002% owned by UHG Brasil Participações S.A.
- (32) Hospital de Clínicas de Jacarepaguá Ltda. is 99.999999% owned by Esho – Empresa de Serviços Hospitalares S.A. and 0.000001% is owned by Cemed Care – Empresa de Atendimento Clínico Geral Ltda.
- (33) Hospital Alvorada Taguatinga Ltda. is 83.87% owned by Amil Assistência Médica Internacional S.A. 8.62433% by Bosque Medical Center Ltda., and 7.49% is owned by Hospital Samaritano de São Paulo Ltda.
- (34) Registered as foreign shareholder in Brazil.
- (35) FrontierMEDEX Kenya Limited is 99.9% owned by UnitedHealthcare Global Medical (UK) Limited and 0.1% owned by UnitedHealthcare International I B.V.
- (36) UnitedHealthcare Global Canada Limited is registered in Nova Scotia and Newfoundland & Labrador.
- (37) The limited partners of UnitedHealth Group International, L.P. include FMG Holdings, LLC (29.39634%), and UnitedHealth Group Incorporated (70.60366%).
- (38) Polar II Fundo de Investimento em Participações is a Brazilian private equity investment fund incorporated in the form of a closed-end condominium.
- (39) Optum Global Solutions International B.V. is 97.48% owned by Optum Technology, Inc. and 2.52% is owned by OptumHealth International B.V.
- (40) Amil Assistência Médica Internacional S.A. is 91.81% owned by Polar II Fundo de Investimento em Participações and the remaining 8.19% is owned by the former controlling shareholders of Amil Assistência Médica Internacional S.A.
- (41) Lusíadas A.C.E. is 55% owned by Lusíadas, SGPS, S.A., 10% owned by Lusíadas – Parcerias Cascais, S.A., 20% owned by Lusíadas, S.A., 5% owned by Clínica Médico Cirúrgica de Santa Tecla, S.A. and 10% owned by CLISA – Clínica de Santo António, S.A.
- (42) TBD
- (43) Frontier Medex Tanzania Limited is 99% owned by UnitedHealthcare Global Medical (UK) Limited. The remaining 1% is owned by a former officer of Frontier MEDEX Limited and is being transferred to UnitedHealthcare International I BV.
- (44) Optum Solutions do Brasil – Tecnologia e Serviços de Suporte Ltda., is 99.9999983% owned by Optum Health & Technology Serviços do Brasil Ltda and the remaining 0.0000017% (1 quota) is owned by OptumInsight, Inc.
- (45) Multiangio Ltda. is 93% owned by Esho – Empresa de Serviços Hospitalares S.A. and the remaining 7% is owned by external shareholders.
- (46) Polo Holdco, LLC is 80.1% owned by Collaborative Care Holdings, LLC and the remaining 19.9% being owned by an outside third party.
- (47) Excellion Serviços Biomédicos Ltda is 99.999997% owned by Esho – Empresa de Serviços Hospitalares S.A. and 0.000003% is owned by Cemed Care - Empresa de Atendimento Clínico Geral Ltda.
- (48) Hospital Samaritano de São Paulo Ltda. is 99.9999998% owned by Esho – Empresa de Serviços Hospitalares S.A. and the remaining 0.0000002% is owned by Hospital Alvorada Taguatinga Ltda.
- (49) Optum360 Services, Inc. is 69% owned by Optum Rocket, Inc. and the remaining 31% is owned by external investors.
- (50) OptumInsight India Private Limited is 99% owned by ABCO International Holdings, LLC and 1% owned by The Advisory Board Company.
- (51) Branch office located in the United States.
- (52) UnitedHealthcare Insurance Company has a representative office in Beijing, China.
- (53) 4C MSO LLC, is 70% owned by Collaborative Care Holdings, LLC and 30% is owned by 5C Holdings LLC.
- (54) ProHEALTH Fitness of Lake Success, LLC is 82.62% owned by ProHEALTH Medical Management, LLC and 17.38% by an external shareholder.
- (55) Savvysherpa Asia, Inc. is 99% owned by Savvysherpa, LLC and the remaining 1% is owned by a number of individual shareholders.
- (56) Fortify Technologies Asia, LLC is 99% owned by Savvysherpa, LLC and the remaining 1% is owned by a number of individual shareholders.
- (57) Virtual Therapeutics Corporation is 67% owned by Savvysherpa, LLC and the remaining 33.4% is owned by an outside third party.
- (58) BriovaRx Infusion Services 301, LP is 99.95% owned by AxelaCare Holdings, Inc. with the remaining 0.05% interest as a limited partner being held by BriovaRx Infusion Services 305, LLC.
- (59) XLHealth Corporation holds 99.998%, UnitedHealth International, Inc. holds .002%.
- (60) Hospitais Associados de Pernambuco Ltda. is 99.99992% owned by Esho – Empresa de Serviços Hospitalares S.A. and the remaining 0.00008% is owned by Hospital Alvorada Taguatinga Ltda
- (61) Topimagem Diagnóstico por Imagem Ltda. is 99% owned by Esho – Empresa de Serviços Hospitalares S.A., and the remaining 1% interest is owned by external shareholders.
- (62) Dilab – Medicina Nuclear Ltda is 95% owned by Esho – Empresa de Serviços Hospitalares S.A. and the remaining 5% is owned by external shareholders.
- (63) WellMed Networks – DFW, Inc. is 50% owned by WellMed Networks, Inc. and 50% owned by USMD Inc. WellMed Medical Management, Inc. controls 100% of WellMed Networks - DFW.
- (64) Clínica Oftalmologica Danilo de Castro Sociedade Simples is 99.66% owned by Hospital Alvorada de Taguatinga Ltda. and the remaining 0.333333% is owned by Lotten-Eyes Oftalmologia Clínica e Cirúrgica Ltda.
- (65) Lotten-Eyes Oftalmologia Clínica e Cirúrgica Ltda. is 99.99% owned by Hospital Alvorada de Taguatinga Ltda. and the remaining 0.000012% is owned by Esho – Empresa de Serviços Hospitalares S.A.
- (66) CMO – Centro Médico de Oftalmologia S/S Ltda. is 99% owned by Hospital Alvorada de Taguatinga Ltda. and the remaining 1% is owned by Lotten-Eyes Oftalmologia Clínica e Cirúrgica Ltda.
- (67) UHCG-FZE is registered in the Dubai Silicon Oasis free zone.
- (68) Elual Participações S.A. is 60% owned by Amil Assistência Médica Internacional S.A. and 40% by Esho – Empresa de Serviços Hospitalares S.A.
- (69) Hospital Santa Helena S.A. is 65.21% owned by Elual Participações S.A. and 33.60% owned by Esho – Empresa de Serviços Hospitalares S.A. and 1.19% is owned by external shareholder
- (70) Santa Helena Assistência Médica S.A. is 77.30% owned by Elual Participações S.A. and The remaining 22.29222% is owned by Amil Assistência Médica Internacional S.A. and 0.40649% is owned by external shareholder.
- (71) Registered branches in Australia and the UK.

SCHEDULE Y – INFORMATION CONCERNING ACTIVITIES OF INSURER MEMBERS OF A HOLDING COMPANY GROUP**PART 1 – ORGANIZATIONAL CHART****Notes**

All legal entities on the Organization Chart are Corporations unless otherwise indicated.

- (72) Hospital Ana Costa S.A. is 99.52% owned by Plano de Saúde Ana Costa Ltda., 0.375900% is owned by Hospital Alvorada de Taguatinga Ltda. and 0.104634107% is owned by external shareholders.
- (73) The remaining 42.50% is owned by multiple sources.
- (74) The remaining 0.0001% is owned by Amil Assistência Médica Internacional S.A.
- (75) The remaining 32.06% is owned by multiple sources.
- (76) Hospital Alvorada de Taguatinga Ltda. decreased its ownership in Casa de Saúde Santa Therezinha S.A. from 100% to 99.99%. The remaining 0.000001% is owned by Esho – Empresa de Serviços Hospitalares S.A.
- (77) The remaining 49% is owned by multiple sources.
- (78) The remaining 0.0005% is owned by Hospital Alvorada Taguatinga Ltda.
- (79) The remaining 37.75% is owned by multiple sources.
- (80) Registered in the Dubai Healthcare City free zone.
- (81) Hospital Alvorada Taguatinga Ltda. owns 99.99944% of Eye Clinic Oftalmologia Clínico Cirúrgica e Diagnóstico Ltda. and the remaining 0.00056% is owned by Lotten-Eyes Oftalmologia Clínica e Cirurgia Ltda.
- (82) Plano de Saúde Ana Costa Ltda. is 74.85961% owned by Amil Assistência Médica Internacional S.A. and the remaining 25.14039% is owned by Santos Administração e Participações S.A.
- (83) OptumInsight, Inc. is registered as foreign shareholders in Brazil.
- (84) The remaining 49% is owned by multiple sources.
- (85) The remaining 28% is owned by multiple sources.
- (86) The remaining 37.26% is owned by multiple sources.
- (87) The remaining 49.59% is owned by multiple sources.
- (88) COI Clínicas Oncológicas Integradas S.A. owns 99.999997% of Instituto do Radium de Campinas Ltda. And the remaining 0.000003% is owned by Esho – Empresa de Serviços Hospitalares S.A.
- (89) The remaining 49.28% is owned by multiple sources..
- (90) The remaining 23.55% is owned by multiple sources.
- (91) The remaining 38% is owned by multiple sources.
- (92) The remaining 1% is owned by multiple sources.
- (93) The remaining 44.97% is owned by multiple sources.
- (94) The remaining 38.80% is owned by multiple sources.
- (95) TBD
- (96) The remaining 9.51% is owned by multiple sources.
- (97) The remaining 45% is owned by multiple sources.
- (98) The remaining 49% is owned by multiple sources.
- (99) The remaining 49.15% is owned by multiple sources.
- (100) The remaining 45% is owned by multiple sources.
- (101) The remaining 30% is owned by multiple sources.
- (102) UnitedHealthcare International X S.á.r.l. holds 100% of the common shares, 403,948,524 common shares. UnitedHealthcare International III S.á.r.l. holds 100% of the preferred shares, 513,899,520 preferred shares.
- (103) The remaining 0.01% is owned by an individual shareholder.
- (104) The remaining 1% is owned by multiple sources.
- (105) The remaining 49.82% is owned by multiple sources.
- (106) The remaining 32.05% is owned by multiple sources.
- (107) The remaining 46.12% is owned by multiple sources.
- (108) The remaining 40.60% is owned by multiple sources.
- (109) The remaining 41.58% is owned by multiple sources.
- (110) The remaining 21.13% is owned by multiple sources.
- (111) The remaining 50% is owned by multiple sources.
- (112) The remaining 19.9% is owned by Nineteen.Nine Holdings, LLC.
- (113) The remaining 0.01% is owned by an individual shareholder.
- (114) The remaining 44.64% is owned by multiple sources.
- (115) The remaining 49% is owned by multiple sources.
- (116) The remaining 48.55% is owned by multiple sources.
- (117) The remaining 1% is owned by multiple sources.
- (118) The remaining 46.15% is owned by multiple sources.
- (119) The remaining 23% is owned by multiple sources.
- (120) The remaining 3% is owned by multiple sources.
- (121) TBD
- (122) The remaining 43% is owned by multiple sources.
- (123) TBD
- (124) The remaining 47.81% is owned by multiple sources.
- (125) The remaining 45% is owned by multiple sources.
- (126) The remaining 41% is owned by multiple sources.
- (127) The co-founders of Pacifica Labs, Inc. own the remaining 14.21%.
- (128) The remaining 50% is owned by multiple sources.
- (129) The remaining 41% is owned by multiple sources.
- (130) The remaining 50% is owned by multiple sources.
- (131) The remaining 40.68% is owned by multiple sources.
- (132) The remaining 51.50% is owned by multiple sources.
- (133) The remaining 49.9% is owned by multiple sources.
- (134) The remaining 13% is owned by multiple sources.
- (135) The remaining 38.28% is owned by multiple sources.
- (136) The remaining 46.48% is owned by multiple sources.
- (137) The remaining 41.20% is owned by multiple sources.
- (138) The remaining 35% is owned by multiple sources.
- (139) The remaining 48.06% is owned by multiple sources.
- (140) The remaining 46% is owned by multiple sources.
- (141) The remaining 45% is owned by multiple sources.
- (142) The remaining 43.31% is owned by multiple sources.
- (143) The remaining 49.02% is owned by multiple sources.
- (144) The remaining 47.36% is owned by multiple sources.
- (145) The remaining 37.92% is owned by multiple sources.
- (146) The remaining 27.47% is owned by multiple sources.
- (147) The remaining 45.46% is owned by multiple sources.
- (148) The remaining 41.33% is owned by multiple sources.
- (149) The remaining 27.25% is owned by multiple sources.
- (150) The remaining 49% is owned by multiple sources.
- (151) The remaining 46% is owned by multiple sources.
- (152) The remaining 26.31% is owned by multiple sources.
- (153) The remaining 26.96% is owned by multiple sources.
- (154) The remaining 40.35% is owned by multiple sources.
- (155) The remaining 38.14% is owned by multiple sources.
- (156) The remaining 1% is owned by another source.
- (157) The remaining 20% is owned by an individual manager of the entity.
- (158-165) TBD
- (166) The remaining 29% is owned by multiple sources.
- (167) The remaining 49% is owned by multiple sources.
- (168) The remaining 49% is owned by multiple sources.
- (169) The remaining 50% is owned by multiple sources.
- (170) The remaining 38.62% is owned by multiple sources.
- (171) The remaining 44.21% is owned by multiple sources.
- (172) The remaining 49% is owned by multiple sources.
- (173-218) TBD
- (219) The remaining 49% is owned by multiple sources.
- (220) The remaining 50% is owned by multiple sources.
- (221) Hygeia Corporation, a Delaware corporation, acquired a 1.28978% ownership interest in FMG Holdings LLC, a Delaware limited liability company.
- (223) The remaining 40.48% is owned by multiple sources.
- (224) The remaining 49% is owned by multiple sources.
- (225) The remaining 48.7% is owned by multiple sources.
- (226) The remaining 36.13% is owned by multiple sources.
- (227) The remaining 49% is owned by multiple sources.
- (228) The remaining 49% is owned by multiple sources.
- (229) The remaining 35.75% is owned by multiple sources.
- (230) TBD
- (231) The remaining 49% is owned by multiple sources.
- (232) The remaining 46.55 is owned by multiple sources.
- (233) The remaining 49% is owned by multiple sources.
- (234) The remaining 26% is owned by multiple sources.
- (235) The remaining 29.29% is owned by multiple sources
- (236) The remaining 1.77% is owned by external shareholders.
- (237) The remaining 0.1% is owned by Inversiones Clínicas Santa María S.A.
- (238) Minority ownership is held by thid party shareholders. Corporate name is Inmobiliaria Santa María S.A.
- (239) The remaining 0.0001% is owned by Clínica Dávila y Servicios Médicos S.A.
- (240) Constructora Inmobiliaria Megapoq S.A owns 1 share.
- (241) The remaining 0.0001% is owned by Saden S.A.
- (242) Minority ownership is held by several third party shareholders.
- (243) In acordance to a capital increase executed on 2018, Clínica Santa María S.A. owns 99,9% of the shares. Minority ownership is held by Sociedad de Inversiones Santa María S.A.
- (244) The remaining 0.2569% is owned by Clínica Dávila y Servicios Médicos S.A.
- (245) The remaining 0.8238% is owned by Clínica Santa María S.A.
- (246) The remaining 0.009% is owned by Clínica Santa María S.A.
- (247) The remaining 0.10% is owned by Clínica Santa María S.A.
- (248) The remaining 50% is owned by Clínica Santa María S.A.
- (249) The remaining 1% is owned by Servicios Integrados de Salud Ltda.
- (250) The remaining 1% is owned by Servicios Integrados de Salud Ltda.
- (251) The remaining 0.1% is owned by Inmobiliaria Apoquindo 3600 Ltda.
- (252) The remaining 0.02% is owned by Saden S.A.
- (253) The remaining 0.0001% is owned by Saden S.A.
- (254) The remaining 0.159% is owned by Saden S.A.
- (255) The remaining 0.01% is owned by Saden S.A.
- (256) The remaining 0.01% is owned by Clínica Dávila y Servicios Médicos S.A.
- (257) The remaining 25.75% is owned by several third party shareholders.
- (258) The remaining 6.55% is owned by third party shareholders.
- (259) The remaining 0.1% is owned by Servicios Amed Quilpué S.A.

SCHEDULE Y – INFORMATION CONCERNING ACTIVITIES OF INSURER MEMBERS OF A HOLDING COMPANY GROUP

PART 1 – ORGANIZATIONAL CHART

Notes

All legal entities on the Organization Chart are Corporations unless otherwise indicated.

- (260) The remaining 0.1% is owned by Laboratorios Médicos Amed Quilpué S.A.
- (261) The remaining 50% is owned by Gorki Osorio Vargas (25%) and Danilo Valderrama Torrealba (25%).
- (262) The remaining 0.1% is owned by Simón Sacks Link.
- (263) The remaining 15.5% is owned by third party shareholders.
- (264) The remaining 6,66% is owned by Centromed Quilpué S.A.
- (265) The remaining 0.000065% is owned by Clínica Dávila y Servicios Médicos S.A.
- (266) The remaining 0.0001% is owned by Banmédica S.A.
- (267) The remaining 1% is owned by Saden S.A.
- (268) The remaining 0.0001% is owned by Banmédica S.A.
- (269) The remaining 1% is owned by Saden S.A.
- (270) The remaining 0.0001% is owned by Banmédica S.A.
- (271) The remaining 1% is owned by Saden S.A.
- (272) Inmobiliaria Megapoq S.A owns 1 share (0,0000%)
- (273) The remaining 7.62% is owned by Banmédica Colombia S.A. (7.619%), Juan Guillermo Ruiz (0.000142%) and Servicios Legales Corporativos Ltda. (0.000142%).
- (274) No information of the minority shareholder(s) has been provided.
- (275) No information of the minority shareholder(s) has been provided.
- (276) No information of the minority shareholder(s) has been provided.
- (277) No information of the minority shareholder(s) has been provided.
- (278) The other shareholder, with the other 50% is El Pacífico-Peruano Suiza Compañía de Seguros y Reaseguros S.A., part of the Credicorp Group
- (279) No information of the minority shareholder(s) has been provided.
- (280) No information of the minority shareholder(s) has been provided.
- (281) No information of the minority shareholder(s) has been provided.
- (282) No information of the minority shareholder(s) has been provided.
- (283) No information of the minority shareholder(s) has been provided.
- (284) No information of the minority shareholder(s) has been provided.
- (285) No information of the minority shareholder(s) has been provided.
- (286) The remaining 0.0001% is owned by Clínica Dávila y Servicios Médicos S.A.
- (287) The remaining 0.00004% is owned by Saden S.A.
- (288) The remaining 0.00004% is owned by Saden S.A.
- (289) The remaining 0.0017% is owned by Saden S.A.
- (290) The remaining 0.0001% is owned by Saden S.A.
- (291) The remaining 0.08% is owned by Clínica Dávila y Servicios Médicos S.A.
- (292) The remaining 50% is owned by CDC Holdings Colombia S.A.S.
- (293) No information of the other shareholder(s) has been provided.
- (294) The remaining 0.3% is owned by Inmobiliaria Apoquindo 3001 S.A.
- (294) Inmobiliaria Megapoq S.A owns 1 share (0,0000%)
- (295) The remaining 0.0001% is owned by Saden S.A.
- (296) The remaining 0.0008% is owned by Vida Tres Internacional S.A.
- (297) The remaining 0.01% is owned by Saden S.A.
- (298) The remaining 50% is owned by CDC Holdings Colombia S.A.S.
- (299) No information of the other shareholder(s) has been provided
- (300) No information of the other shareholder(s) has been provided
- (301) Banmédica S.A. owns 9.67% and Promotora del Country S.A. (Colombia) owns 0.23%. This Patrimony has two business units (Conuntry and Hill).
- (302) The remaining 50% is owned by CDC Holdings Colombia S.A.S.
- (303) The remaining 46.55% is owned by multiple sources.
- (304) The remaining 49% is owned by multiple sources
- (305) The remaining 27.47% is owned by multiple sources
- (306) The remaining 49% is owned by multiple sources
- (307) The remaining 50% is owned by multiple sources.
- (308) The remaining 36.99% is owned by multiple sources.
- (309) The remaining 44.64% is owned by multiple sources.
- (310) The remaining 19.9% is owned by an external third party.
- (311) The remaining 42% is owned by OptumRx Health Solutions, LLC.
- (312) The remaining 45.7% is owned by multiple sources.
- (313) The remaining 18.24 is owned by multiple sources.
- (314) The remaining 41.01 is owned by multiple sources.
- (315) This entity has numerous direct and indirect subsidiaries domiciled in several different states. Certain of these entities were divested and certain others had (or have planned) name changes, internal reorganizations and/or changes in legal entity formation. Given the complicated and developing nature of this situation, additional details will be forthcoming.
- (316) The remaining 16.52% is owned by multiple sources.
- (317) The remaining 33% is owned by multiple sources.
- (318) The remaining 50% is owned by an outside third party.
- (319) The remaining 28.75% is owned by an outside third party.
- (320) The remaining 33% is owned by an outside third party.
- (321) The remaining 1% is owned by an outside third party.
- (322) The remaining 15% is owned by an outside third party.

STATEMENT AS OF SEPTEMBER 30, 2019 OF THE UnitedHealthcare Plan of the River Valley, Inc.

SCHEDULE Y
PART 1A - DETAIL OF INSURANCE HOLDING COMPANY SYSTEM

| 1 | 2 | 3 | 4 | 5 | 6 | 7 | 8 | 9 | 10 | 11 | 12 | 13 | 14 | 15 | 16 |
|------------|---------------------------------|-------------------|------------|--------------|-----|--|---|----------------------|----------------------------------|--|--|--|--|----------------------------------|----|
| Group Code | Group Name | NAIC Company Code | ID Number | Federal RSSD | CIK | Name of Securities Exchange if Publicly Traded (U.S. or International) | Names of Parent, Subsidiaries Or Affiliates | Domiciliary Location | Relationship to Reporting Entity | Directly Controlled by (Name of Entity/Person) | Type of Control (Ownership, Board, Management, Attorney-in-Fact, Influence, Other) | If Control is Ownership Provide Percentage | Ultimate Controlling Entity(ies)/Person(s) | Is an SCA Filing Required? (Y/N) | * |
| | | .00000 | 98-1308130 | | | | 1070715 B.C. Unlimited Liability Company | ..CAN | ..NIA | OptumRx Group Holdings, Inc. | Ownership | 100.000 | UnitedHealth Group Incorporated | | |
| | | .00000 | 27-2624551 | | | | 310 Canyon Medical, LLC | ..CA | ..NIA | Monarch Management Services, Inc. | Ownership | 100.000 | UnitedHealth Group Incorporated | | |
| | | .00000 | 45-2402948 | | | | 4C Medical Group, PLC | ..AZ | ..NIA | Greater Phoenix Collaborative Care, P.C. | Influence | 100.000 | UnitedHealth Group Incorporated | | 5 |
| | | .00000 | 84-1900997 | | | | 4C MSO LLC | ..DE | ..NIA | Collaborative Care Holdings, LLC | Ownership | 70.000 | UnitedHealth Group Incorporated | | 2 |
| | | .00000 | 35-2607738 | | | | 5995 Minnetonka, LLC | ..DE | ..NIA | UnitedHealthcare Insurance Company | Ownership | 100.000 | UnitedHealth Group Incorporated | | |
| | | .00000 | | | | | ABCO International Holdings, LLC | ..DE | ..NIA | The Advisory Board Company | Ownership | 100.000 | UnitedHealth Group Incorporated | | |
| | | .00000 | 74-2819189 | | | | Access Administrators, Inc. | ..TX | ..NIA | Access HealthSource, Inc. | Ownership | 100.000 | UnitedHealth Group Incorporated | | |
| | | .00000 | 74-2943370 | | | | Access HealthSource Administrators, Inc. | ..TX | ..NIA | Access HealthSource, Inc. | Ownership | 100.000 | UnitedHealth Group Incorporated | | |
| | | .00000 | 74-2843073 | | | | Access HealthSource, Inc. | ..TX | ..NIA | HealthScope Benefits, Inc. | Ownership | 100.000 | UnitedHealth Group Incorporated | | |
| | | .00000 | 41-1913523 | | | | ACN Group IPA of New York, Inc. | ..NY | ..NIA | OptumHealth Care Solutions, LLC | Ownership | 100.000 | UnitedHealth Group Incorporated | | |
| | | .00000 | 27-0015861 | | | | ACN Group of California, Inc. | ..CA | ..IA | OptumHealth Care Solutions, LLC | Ownership | 100.000 | UnitedHealth Group Incorporated | | |
| | | .00000 | 98-1446128 | | | | Administradora Clínica La Colina S.A.S. | ..COL | ..NIA | Banmedica Internacional SpA | Ownership | 50.000 | UnitedHealth Group Incorporated | | |
| | | .00000 | 98-1446128 | | | | Administradora Clínica La Colina S.A.S. | ..COL | ..NIA | CDC Holdings Colombia S.A.S. | Ownership | 50.000 | UnitedHealth Group Incorporated | | |
| | | .00000 | 98-1446125 | | | | Administradora Country S.A. | ..COL | ..NIA | Banmedica Internacional SpA | Ownership | 50.000 | UnitedHealth Group Incorporated | | |
| | | .00000 | 98-1446125 | | | | Administradora Country S.A. | ..COL | ..NIA | CDC Holdings Colombia S.A.S. | Ownership | 50.000 | UnitedHealth Group Incorporated | | |
| | | .00000 | 98-1451601 | | | | Administradora Médica Centromed S.A. | ..CHL | ..NIA | Vidaintegra S.A. | Ownership | 74.250 | UnitedHealth Group Incorporated | | 2 |
| | | .00000 | 20-2598653 | | | | Advanced Pharma, Inc. | ..TX | ..NIA | Apothecary Holdings, Inc. | Ownership | 100.000 | UnitedHealth Group Incorporated | | |
| | | .00000 | 26-4093335 | | | | Advanced Surgical Hospital, LLC | ..PA | ..NIA | SCA Southwestern PA, LLC | Ownership | 53.450 | UnitedHealth Group Incorporated | | 2 |
| | | .00000 | 74-2642393 | | | | Advantage Care Network, Inc. | ..DE | ..NIA | Access HealthSource, Inc. | Ownership | 100.000 | UnitedHealth Group Incorporated | | |
| | | .00000 | 47-5337115 | | | | Advocate Condell Ambulatory Surgery Center, LLC | ..IL | ..NIA | Advocate-SCA Partners, LLC | Ownership | 59.645 | UnitedHealth Group Incorporated | | 2 |
| | | .00000 | | | | | Advocate Sherman Ambulatory Surgery Center, LLC | ..IL | ..NIA | Advocate-SCA Partners, LLC | Ownership | 100.000 | UnitedHealth Group Incorporated | | |
| | | .00000 | 36-4437931 | | | | Advocate Southwest Ambulatory Surgery Center, LLC | ..IL | ..NIA | Advocate-SCA Partners, LLC | Ownership | 53.450 | UnitedHealth Group Incorporated | | 2 |
| | | .00000 | 47-4012497 | | | | Advocate-SCA Partners, LLC | ..DE | ..NIA | SCA-Illinois, LLC | Ownership | 51.000 | UnitedHealth Group Incorporated | | 2 |
| | | .00000 | | | | | Aeromil Táxi Aéreo Ltda. | ..BRA | ..NIA | Amil Assistência Médica Internacional S.A. | Influence | 20.000 | UnitedHealth Group Incorporated | | 5 |
| | | .00000 | 45-4171713 | | | | AHN Accountable Care Organization, LLC | ..IN | ..NIA | American Health Network of Indiana, LLC | Ownership | 100.000 | UnitedHealth Group Incorporated | | |
| | | .00000 | 35-2109566 | | | | AHN Central Services, LLC | ..IN | ..NIA | AHN Target Holdings, LLC | Ownership | 100.000 | UnitedHealth Group Incorporated | | |
| | | .00000 | 35-2582899 | | | | AHN Target Holdings, LLC | ..DE | ..NIA | Collaborative Care Holdings, LLC | Ownership | 80.100 | UnitedHealth Group Incorporated | | 2 |
| | | .00000 | 92-0175856 | | | | Alaska Spine Center, LLC | ..AK | ..NIA | Alaska Surgery Center, Limited Partnership | Influence | 100.000 | UnitedHealth Group Incorporated | | 5 |
| | | .00000 | 92-0080881 | | | | Alaska Surgery Center, Inc. | ..AK | ..NIA | SC Affiliates, LLC | Ownership | 100.000 | UnitedHealth Group Incorporated | | |
| | | .00000 | 93-0982396 | | | | Alaska Surgery Center, Limited Partnership | ..AK | ..NIA | Alaska Surgery Center, Inc. | Influence | 37.845 | UnitedHealth Group Incorporated | | 5 |
| | | .00000 | 98-1447435 | | | | Aliansalud Entidad Promotora de Salud S.A. | ..COL | ..IA | Banmedica S.A. | Ownership | 76.290 | UnitedHealth Group Incorporated | | |
| | | .00000 | 98-1447435 | | | | Aliansalud Entidad Promotora de Salud S.A. | ..COL | ..IA | Constructora e Inmobiliaria Magapoq S.A. | Ownership | 23.710 | UnitedHealth Group Incorporated | | |
| .0707 | UnitedHealth Group Incorporated | 82406 | 35-1665915 | | | | All Savers Insurance Company | ..IN | ..IA | Golden Rule Financial Corporation | Ownership | 100.000 | UnitedHealth Group Incorporated | | |
| | | .00000 | | | | | All Savers Life Insurance Company of California | ..CA | ..IA | Golden Rule Financial Corporation | Ownership | 100.000 | UnitedHealth Group Incorporated | | |
| .0707 | UnitedHealth Group Incorporated | 73130 | 35-1744596 | | | | Alliance Surgical Center, LLC | ..FL | ..NIA | SCA-Alliance, LLC | Ownership | 51.290 | UnitedHealth Group Incorporated | | 2 |
| | | .00000 | 27-1367127 | | | | Aloha Surgical Center, LLC | ..TN | ..NIA | Surgery Center of Maui, LLC | Ownership | 74.000 | UnitedHealth Group Incorporated | | 2 |
| | | .00000 | 63-1231942 | | | | Ambient Healthcare, Inc. | ..FL | ..NIA | Ambient Holdings, Inc. | Ownership | 100.000 | UnitedHealth Group Incorporated | | |
| | | .00000 | 45-2161438 | | | | Ambient Holdings, Inc. | ..DE | ..NIA | BriovRx Infusion Services, Inc. | Ownership | 100.000 | UnitedHealth Group Incorporated | | |
| | | .00000 | 45-4770582 | | | | American Health Network of Indiana Care Organization, LLC | ..IN | ..NIA | AHN Target Holdings, LLC | Ownership | 100.000 | UnitedHealth Group Incorporated | | |
| | | .00000 | 35-1930805 | | | | American Health Network of Indiana II, LLC | ..IN | ..NIA | AHN Target Holdings, LLC | Ownership | 100.000 | UnitedHealth Group Incorporated | | |
| .0707 | UnitedHealth Group Incorporated | 52623 | 35-2108729 | | | | American Health Network of Indiana, LLC | ..IN | ..IA | AHN Target Holdings, LLC | Ownership | 100.000 | UnitedHealth Group Incorporated | | |
| | | .00000 | | | | | American Health Network of Ohio Care Organization, LLC | ..OH | ..NIA | AHN Target Holdings, LLC | Ownership | 100.000 | UnitedHealth Group Incorporated | | |
| | | .00000 | 45-4132160 | | | | American Health Network of Ohio II, LLC | ..OH | ..NIA | AHN Target Holdings, LLC | Ownership | 100.000 | UnitedHealth Group Incorporated | | |
| | | .00000 | 31-1424956 | | | | American Health Network of Ohio, LLC | ..OH | ..NIA | AHN Target Holdings, LLC | Ownership | 100.000 | UnitedHealth Group Incorporated | | |
| | | .00000 | 31-1424957 | | | | American Health Network of Ohio, LLC | ..OH | ..NIA | AHN Target Holdings, LLC | Ownership | 100.000 | UnitedHealth Group Incorporated | | |
| | | .00000 | 54-1743136 | | | | AmeriChoice Corporation | ..DE | ..NIA | UnitedHealth Group Incorporated | Ownership | 100.000 | UnitedHealth Group Incorporated | | |
| | | .00000 | 54-1743141 | | | | AmeriChoice Health Services, Inc. | ..DE | ..NIA | AmeriChoice Corporation | Ownership | 100.000 | UnitedHealth Group Incorporated | | |

STATEMENT AS OF SEPTEMBER 30, 2019 OF THE UnitedHealthcare Plan of the River Valley, Inc.

SCHEDULE Y
PART 1A - DETAIL OF INSURANCE HOLDING COMPANY SYSTEM

| 1 | 2 | 3 | 4 | 5 | 6 | 7 | 8 | 9 | 10 | 11 | 12 | 13 | 14 | 15 | 16 |
|------------|---------------------------------|-------------------|------------|--------------|-----|--|---|----------------------|----------------------------------|---|--|--|--|----------------------------------|----|
| Group Code | Group Name | NAIC Company Code | ID Number | Federal RSSD | CIK | Name of Securities Exchange if Publicly Traded (U.S. or International) | Names of Parent, Subsidiaries Or Affiliates | Domiciliary Location | Relationship to Reporting Entity | Directly Controlled by (Name of Entity/Person) | Type of Control (Ownership, Board, Management, Attorney-in-Fact, Influence, Other) | If Control is Ownership Provide Percentage | Ultimate Controlling Entity(ies)/Person(s) | Is an SCA Filing Required? (Y/N) | * |
| .0707 | UnitedHealth Group Incorporated | 95497 | 22-3368602 | | | | AmeriChoice of New Jersey, Inc. | NJ | IA | AmeriChoice Corporation | Ownership | 100.000 | UnitedHealth Group Incorporated | | |
| | | .00000 | 98-1108620 | | | | Amico Saúde Ltda. | BRA | NIA | Santa Helena Assistência Médica S.A. | Ownership | 99.030 | UnitedHealth Group Incorporated | | 2 |
| | | .00000 | 98-1108620 | | | | Amico Saúde Ltda. | BRA | NIA | Cemed Care – Empresa de Atendimento Clínico Geral Ltda. | Ownership | 0.960 | UnitedHealth Group Incorporated | | 2 |
| | | .00000 | | | | | Amil Assistência Médica Internacional S.A. | BRA | IA | Polar II Fundo de Investimento em Participações Multiestratégia | Ownership | 91.810 | UnitedHealth Group Incorporated | | 2 |
| | | .00000 | 98-1138212 | | | | AMIL International | LUX | NIA | Amil Assistência Médica Internacional S.A. | Ownership | 100.000 | UnitedHealth Group Incorporated | | |
| | | .00000 | 98-1454564 | | | | Análisis Clínicos ML S.A.C. | PER | NIA | Pacífico S.A. Entidad Prestadora de Salud | Ownership | 99.990 | UnitedHealth Group Incorporated | | 1 |
| | | .00000 | 82-5124069 | | | | Anne Arundel-SCA Holdings, LLC | MD | NIA | SCA-Anne Arundel, LLC | Influence | 0.333 | UnitedHealth Group Incorporated | | 5 |
| | | .00000 | 82-4763728 | | | | Anne Arundel-SCA Surgicenter, LLC | MD | NIA | Anne Arundel-SCA Holdings, LLC | Influence | 0.668 | UnitedHealth Group Incorporated | | 5 |
| | | .00000 | 36-4210293 | | | | Antelope Valley Surgery Center, L.P. | CA | NIA | NSC Lancaster, LLC | Ownership | 90.490 | UnitedHealth Group Incorporated | | 2 |
| | | .00000 | 26-3913051 | | | | Apothecary Holdings, Inc. | DE | NIA | OptumRx Holdings, LLC | Ownership | 100.000 | UnitedHealth Group Incorporated | | |
| | | .00000 | 86-0960334 | | | | Apothecary Shop of Phoenix, Inc. | AZ | NIA | Apothecary Holdings, Inc. | Ownership | 100.000 | UnitedHealth Group Incorporated | | |
| | | .00000 | 14-1890491 | | | | AppleCare Hospitalists Medical Group, Inc. | CA | NIA | Physician(s) owned | Influence | 0.000 | UnitedHealth Group Incorporated | | 4 |
| | | .00000 | 45-2852872 | | | | AppleCare Medical ACO, LLC | CA | NIA | AppleCare Medical Group, Inc | Influence | 0.000 | UnitedHealth Group Incorporated | | 5 |
| | | .00000 | 33-0845269 | | | | AppleCare Medical Group St. Francis, Inc. | CA | NIA | Physician(s) owned | Influence | 0.000 | UnitedHealth Group Incorporated | | 4 |
| | | .00000 | 33-0898174 | | | | AppleCare Medical Group, Inc. | CA | NIA | Physician(s) owned | Influence | 0.000 | UnitedHealth Group Incorporated | | 4 |
| | | .00000 | 27-2068687 | | | | AppleCare Medical Management, LLC | DE | NIA | Collaborative Care Holdings, LLC | Ownership | 100.000 | UnitedHealth Group Incorporated | | |
| | | .00000 | | | | | APS – Assistência Personalizada à Saúde Ltda. | BRA | IA | Santa Helena Assistência Médica S.A. | Ownership | 99.990 | UnitedHealth Group Incorporated | | |
| | | .00000 | | | | | APS – Assistência Personalizada à Saúde Ltda. | BRA | IA | Amil Assistência Médica Internacional S.A. | Ownership | 0.010 | UnitedHealth Group Incorporated | | |
| | | .00000 | 98-1399975 | | | | Aquitania Chilean Holding SpA | CHL | NIA | Bordeaux UK Holdings II Limited | Ownership | 100.000 | UnitedHealth Group Incorporated | | |
| | | .00000 | 75-2285078 | | | | Arcadia Outpatient Surgery Center, L.P. | CA | NIA | Surgicenters of Southern California, Inc. | Influence | 37.000 | UnitedHealth Group Incorporated | | 5 |
| | | .00000 | 46-4843100 | | | | Arise Physician Group | TX | NIA | SCA Austin Holdings, LLC | Ownership | 100.000 | UnitedHealth Group Incorporated | | |
| | | .00000 | 86-0813232 | | | | Arizona Physicians IPA, Inc. | AZ | IA | UnitedHealthcare, Inc. | Ownership | 100.000 | UnitedHealth Group Incorporated | | |
| | | .00000 | 75-2055800 | | | | Arlington Surgery Center, LLC | TX | NIA | THR-SCA Holdings, LLC | Influence | 52.754 | UnitedHealth Group Incorporated | | 5 |
| | | .00000 | 46-1772418 | | | | ARTA Health Network, P.C. | CA | NIA | Physician(s) owned | Influence | 0.000 | UnitedHealth Group Incorporated | | 4 |
| | | .00000 | 33-0658815 | | | | ARTA Western California, Inc. | CA | NIA | Physician(s) owned | Influence | 0.000 | UnitedHealth Group Incorporated | | 4 |
| | | .00000 | 46-3907136 | | | | ASC Holdings of New Jersey, LLC | NJ | NIA | SC Affiliates, LLC | Ownership | 100.000 | UnitedHealth Group Incorporated | | |
| | | .00000 | 95-4348431 | | | | ASC Network, LLC | DE | NIA | Surgical Care Affiliates, LLC | Ownership | 100.000 | UnitedHealth Group Incorporated | | |
| | | .00000 | 20-8970704 | | | | ASC Operators, LLC | CA | NIA | Surgery Centers-West Holdings, LLC | Influence | 49.000 | UnitedHealth Group Incorporated | | 5 |
| | | .00000 | 90-0369702 | | | | ASI Global, LLC | TX | NIA | FrontierMEDEX, Inc. | Ownership | 100.000 | UnitedHealth Group Incorporated | | |
| | | .00000 | 04-3403101 | | | | Aspectus, Inc. | MA | NIA | Physician(s) owned | Influence | 0.000 | UnitedHealth Group Incorporated | | 4 |
| | | .00000 | 26-3878957 | | | | AssuranceRx, LLC | AL | NIA | Optum Pharmacy 705, LLC | Ownership | 100.000 | UnitedHealth Group Incorporated | | |
| | | .00000 | 45-4014891 | | | | Athens ASC Holdings, LLC | GA | NIA | SCA Athens, LLC | Ownership | 58.420 | UnitedHealth Group Incorporated | | 2 |
| | | .00000 | 47-0990056 | | | | Audax Health Solutions, LLC | DE | NIA | Rally Health, Inc. | Ownership | 100.000 | UnitedHealth Group Incorporated | | |
| | | .00000 | 58-2028767 | | | | Austin Center for Outpatient Surgery, L.P. | GA | NIA | SHC Austin, Inc. | Ownership | 54.000 | UnitedHealth Group Incorporated | | 2 |
| | | .00000 | 27-2869469 | | | | Avella of Austin, Inc. | AZ | NIA | Apothecary Holdings, Inc. | Ownership | 100.000 | UnitedHealth Group Incorporated | | |
| | | .00000 | 14-1971726 | | | | Avella of Columbus, Inc. | AZ | NIA | Apothecary Holdings, Inc. | Ownership | 100.000 | UnitedHealth Group Incorporated | | |
| | | .00000 | 13-4318552 | | | | Avella of Deer Valley, Inc. | AZ | NIA | Apothecary Holdings, Inc. | Ownership | 100.000 | UnitedHealth Group Incorporated | | |
| | | .00000 | 45-5238973 | | | | Avella of Denver, Inc. | AZ | NIA | Apothecary Holdings, Inc. | Ownership | 100.000 | UnitedHealth Group Incorporated | | |
| | | .00000 | 86-1044713 | | | | Avella of Gilbert, Inc. | AZ | NIA | Apothecary Holdings, Inc. | Ownership | 100.000 | UnitedHealth Group Incorporated | | |
| | | .00000 | 26-4241458 | | | | Avella of Las Vegas II, Inc. | AZ | NIA | Apothecary Holdings, Inc. | Ownership | 100.000 | UnitedHealth Group Incorporated | | |
| | | .00000 | 46-0609947 | | | | Avella of Orlando, Inc. | AZ | NIA | Apothecary Holdings, Inc. | Ownership | 100.000 | UnitedHealth Group Incorporated | | |
| | | .00000 | 26-0583808 | | | | Avella of Phoenix III, Inc. | AZ | NIA | Apothecary Holdings, Inc. | Ownership | 100.000 | UnitedHealth Group Incorporated | | |
| | | .00000 | 27-0121303 | | | | Avella of Sacramento, Inc. | CA | NIA | Apothecary Holdings, Inc. | Ownership | 100.000 | UnitedHealth Group Incorporated | | |
| | | .00000 | 86-0819588 | | | | Avella of Scottsdale, Inc. | AZ | NIA | Apothecary Holdings, Inc. | Ownership | 100.000 | UnitedHealth Group Incorporated | | |
| | | .00000 | 27-1688911 | | | | Avella of St. Louis, Inc. | AZ | NIA | Apothecary Holdings, Inc. | Ownership | 100.000 | UnitedHealth Group Incorporated | | |
| | | .00000 | 36-4435924 | | | | Avella of Tampa, LLC | FL | NIA | Apothecary Holdings, Inc. | Ownership | 100.000 | UnitedHealth Group Incorporated | | |
| | | .00000 | 20-3253658 | | | | Avella of Tucson II, Inc. | AZ | NIA | Apothecary Holdings, Inc. | Ownership | 100.000 | UnitedHealth Group Incorporated | | |
| | | .00000 | 86-1044712 | | | | Avella of Tucson, Inc. | AZ | NIA | Apothecary Holdings, Inc. | Ownership | 100.000 | UnitedHealth Group Incorporated | | |
| | | .00000 | 35-2563332 | | | | Avella Patient Access Program, Inc. | AZ | NIA | Apothecary Holdings, Inc. | Ownership | 100.000 | UnitedHealth Group Incorporated | | |

STATEMENT AS OF SEPTEMBER 30, 2019 OF THE UnitedHealthcare Plan of the River Valley, Inc.

SCHEDULE Y
PART 1A - DETAIL OF INSURANCE HOLDING COMPANY SYSTEM

| 1 | 2 | 3 | 4 | 5 | 6 | 7 | 8 | 9 | 10 | 11 | 12 | 13 | 14 | 15 | 16 |
|------------|------------|-------------------|------------|--------------|-----|--|---|----------------------|----------------------------------|--|--|--|--|----------------------------------|----|
| Group Code | Group Name | NAIC Company Code | ID Number | Federal RSSD | CIK | Name of Securities Exchange if Publicly Traded (U.S. or International) | Names of Parent, Subsidiaries Or Affiliates | Domiciliary Location | Relationship to Reporting Entity | Directly Controlled by (Name of Entity/Person) | Type of Control (Ownership, Board, Management, Attorney-in-Fact, Influence, Other) | If Control is Ownership Provide Percentage | Ultimate Controlling Entity(ies)/Person(s) | Is an SCA Filing Required? (Y/N) | * |
| | | .00000 | 20-4057813 | | | | Aveta Inc. | DE | NIA | Collaborative Care Holdings, LLC | Ownership | 100.000 | UnitedHealth Group Incorporated | | |
| | | .00000 | 30-0842394 | | | | AxelaCare Intermediate Holdings, LLC | DE | NIA | OptumRx, Inc. | Ownership | 100.000 | UnitedHealth Group Incorporated | | |
| | | .00000 | 61-1708598 | | | | AxelaCare, LLC | DE | NIA | AxelaCare Intermediate Holdings, LLC | Ownership | 100.000 | UnitedHealth Group Incorporated | | |
| | | .00000 | 72-1097827 | | | | B.R.A.S.S. Partnership in Commendam | LA | NIA | Surgery Center Holding, LLC | Ownership | 67.940 | UnitedHealth Group Incorporated | | 2 |
| | | .00000 | 98-1462787 | | | | Banmedica Colombia SpA | COL | NIA | Banmedica Internacional SpA | Ownership | 100.000 | UnitedHealth Group Incorporated | | |
| | | .00000 | 98-1444151 | | | | Banmedica Internacional SpA | CHL | NIA | Banmedica S.A. | Ownership | 99.000 | UnitedHealth Group Incorporated | | |
| | | .00000 | 98-1444151 | | | | Banmedica Internacional SpA | CHL | NIA | Saden S.A. | Ownership | 1.000 | UnitedHealth Group Incorporated | | |
| | | .00000 | 98-1444127 | | | | Banmedica S.A. | CHL | NIA | Bordeaux Holding SpA | Ownership | 98.229 | UnitedHealth Group Incorporated | | 2 |
| | | .00000 | 47-2083076 | | | | Beach Surgical Holdings II LLC | CA | NIA | SCA Surgicare of Laguna Hills, LLC | Influence | 49.000 | UnitedHealth Group Incorporated | | 5 |
| | | .00000 | 47-4504390 | | | | Beach Surgical Holdings III, LLC | CA | NIA | Surgicare of La Veta, Inc. | Ownership | 63.870 | UnitedHealth Group Incorporated | | 2 |
| | | .00000 | 88-0267857 | | | | Behavioral Healthcare Options, Inc. | NV | NIA | Sierra Health Services, Inc. | Ownership | 100.000 | UnitedHealth Group Incorporated | | |
| | | .00000 | 75-2196889 | | | | Belleville Surgical Center, Ltd., an Illinois Limited Partnership | IL | NIA | Surgicare of Belleville, LLC | Ownership | 61.200 | UnitedHealth Group Incorporated | | 2 |
| | | .00000 | 42-1485537 | | | | Benefit Administration for the Self Employed, L.L.C. | IA | NIA | HealthMarkets, LLC | Ownership | 80.000 | UnitedHealth Group Incorporated | | 2 |
| | | .00000 | 46-1134506 | | | | Benefitter Insurance Solutions, Inc. | DE | NIA | HealthMarkets Insurance Agency, Inc. | Ownership | 100.000 | UnitedHealth Group Incorporated | | |
| | | .00000 | | | | | Better Health Value Network, LLC | WA | NIA | Polyclinic, PLLC | Influence | 63.160 | UnitedHealth Group Incorporated | | 5 |
| | | .00000 | 22-3858211 | | | | Bexar Imaging Center, LLC | TX | NIA | WellMed Networks, Inc. | Influence | 0.000 | UnitedHealth Group Incorporated | | 5 |
| | | .00000 | 63-0984076 | | | | Birmingham Outpatient Surgery Center, Ltd. | AL | NIA | Birmingham Outpatient Surgical Center, LLC | Ownership | 100.000 | UnitedHealth Group Incorporated | | |
| | | .00000 | 63-0847380 | | | | Birmingham Outpatient Surgical Center, LLC | DE | NIA | Surgery Center Holding, LLC | Ownership | 100.000 | UnitedHealth Group Incorporated | | |
| | | .00000 | 05-0359457 | | | | Blackstone Valley Surgicare GP, LLC | DE | NIA | Surgery Center Holding, LLC | Ownership | 100.000 | UnitedHealth Group Incorporated | | |
| | | .00000 | 62-1530122 | | | | Blue Ridge Day Surgery Center, L.P. | TN | NIA | Blue Ridge GP, LLC | Influence | 38.208 | UnitedHealth Group Incorporated | | 5 |
| | | .00000 | 27-2241593 | | | | Blue Ridge GP, LLC | NC | NIA | SCA-Blue Ridge, LLC | Ownership | 100.000 | UnitedHealth Group Incorporated | | |
| | | .00000 | 37-1945431 | | | | Blue Ridge Properties, LLC | DE | NIA | Blue Ridge GP, LLC | Influence | 0.382 | UnitedHealth Group Incorporated | | 5 |
| | | .00000 | 65-0241934 | | | | Boca Raton Outpatient Surgery & Laser Center, Ltd. | FL | NIA | Surgery Center of Boca Raton, Inc. | Influence | 20.000 | UnitedHealth Group Incorporated | | 5 |
| | | .00000 | 98-1396690 | | | | Bordeaux (Barbados) Holdings I, SRL | BRB | NIA | UnitedHealth Group International Holdings I Inc. | Ownership | 100.000 | UnitedHealth Group Incorporated | | |
| | | .00000 | 98-1396559 | | | | Bordeaux (Barbados) Holdings II, SRL | BRB | NIA | Bordeaux (Barbados) Holdings I, SRL | Ownership | 100.000 | UnitedHealth Group Incorporated | | |
| | | .00000 | 98-1403634 | | | | Bordeaux (Barbados) Holdings III, SRL | BRB | NIA | Bordeaux (Barbados) Holdings II, SRL | Ownership | 100.000 | UnitedHealth Group Incorporated | | |
| | | .00000 | 98-1398490 | | | | Bordeaux Holding SpA | CHL | NIA | Aquitania Chilean Holding SpA | Ownership | 100.000 | UnitedHealth Group Incorporated | | |
| | | .00000 | 82-3147824 | | | | Bordeaux International Holdings, Inc. | DE | NIA | UnitedHealth Group Incorporated | Ownership | 100.000 | UnitedHealth Group Incorporated | | |
| | | .00000 | 98-1390574 | | | | Bordeaux UK Holdings I Limited | GBR | NIA | Bordeaux International Holdings, Inc. | Ownership | 100.000 | UnitedHealth Group Incorporated | | |
| | | .00000 | 98-1391914 | | | | Bordeaux UK Holdings II Limited | GBR | NIA | Bordeaux UK Holdings I Limited | Ownership | 100.000 | UnitedHealth Group Incorporated | | |
| | | .00000 | 98-1389224 | | | | Bordeaux UK Holdings III Limited | GBR | NIA | Bordeaux UK Holdings II Limited | Ownership | 100.000 | UnitedHealth Group Incorporated | | |
| | | .00000 | 98-1112673 | | | | Bosque Medical Center Ltda. | BRA | NIA | Amil Assistência Médica Internacional S.A. | Ownership | 82.880 | UnitedHealth Group Incorporated | | 2 |
| | | .00000 | 98-1112673 | | | | Bosque Medical Center Ltda. | BRA | NIA | Esho - Empresa de Serviços Hospitalares S.A. | Ownership | 17.110 | UnitedHealth Group Incorporated | | 2 |
| | | .00000 | 20-2387834 | | | | Brandon Ambulatory Surgery Center, LC | FL | NIA | SCA-Brandon, LLC | Ownership | 54.540 | UnitedHealth Group Incorporated | | 2 |
| | | .00000 | 90-0884047 | | | | BriovaRx Infusion Services 102, LLC | DE | NIA | BriovaRx Infusion Services, Inc. | Ownership | 100.000 | UnitedHealth Group Incorporated | | |
| | | .00000 | 57-0861358 | | | | BriovaRx Infusion Services 200, Inc. | SC | NIA | Ambient Healthcare, Inc. | Ownership | 100.000 | UnitedHealth Group Incorporated | | |
| | | .00000 | 55-0802777 | | | | BriovaRx Infusion Services 201, Inc. | FL | NIA | Ambient Healthcare, Inc. | Ownership | 100.000 | UnitedHealth Group Incorporated | | |
| | | .00000 | 20-4881413 | | | | BriovaRx Infusion Services 202, Inc. | FL | NIA | Ambient Healthcare, Inc. | Ownership | 100.000 | UnitedHealth Group Incorporated | | |
| | | .00000 | 33-1012700 | | | | BriovaRx Infusion Services 203, Inc. | FL | NIA | Ambient Healthcare, Inc. | Ownership | 100.000 | UnitedHealth Group Incorporated | | |
| | | .00000 | 55-0802774 | | | | BriovaRx Infusion Services 204, Inc. | FL | NIA | Ambient Healthcare, Inc. | Ownership | 100.000 | UnitedHealth Group Incorporated | | |
| | | .00000 | 26-3738273 | | | | BriovaRx Infusion Services 205, Inc. | FL | NIA | Ambient Healthcare, Inc. | Ownership | 100.000 | UnitedHealth Group Incorporated | | |
| | | .00000 | 55-0802779 | | | | BriovaRx Infusion Services 209, Inc. | GA | NIA | Ambient Healthcare, Inc. | Ownership | 100.000 | UnitedHealth Group Incorporated | | |
| | | .00000 | 26-2565032 | | | | BriovaRx Infusion Services 305, LLC | DE | NIA | BriovaRx Infusion Services, Inc. | Ownership | 100.000 | UnitedHealth Group Incorporated | | |
| | | .00000 | 26-4312858 | | | | BriovaRx Infusion Services 402, LLC | CA | NIA | SCP Specialty Infusion, LLC | Ownership | 100.000 | UnitedHealth Group Incorporated | | |
| | | .00000 | 27-3918706 | | | | BriovaRx Infusion Services, Inc. | DE | NIA | AxelaCare, LLC | Ownership | 100.000 | UnitedHealth Group Incorporated | | |
| | | .00000 | 20-4515146 | | | | BriovaRx of California, Inc. | CA | NIA | Salveo Specialty Pharmacy, Inc. | Ownership | 100.000 | UnitedHealth Group Incorporated | | |
| | | .00000 | 11-3647935 | | | | BriovaRx of Florida, Inc. | DE | NIA | OptumRx PBM of Illinois, Inc. | Ownership | 100.000 | UnitedHealth Group Incorporated | | |

STATEMENT AS OF SEPTEMBER 30, 2019 OF THE UnitedHealthcare Plan of the River Valley, Inc.

SCHEDULE Y
PART 1A - DETAIL OF INSURANCE HOLDING COMPANY SYSTEM

| 1 | 2 | 3 | 4 | 5 | 6 | 7 | 8 | 9 | 10 | 11 | 12 | 13 | 14 | 15 | 16 |
|------------|---------------------------------|-------------------|------------|--------------|-----|--|---|-----------------------|-----------------------------------|--|--|--|--|-----------------------------------|----|
| Group Code | Group Name | NAIC Company Code | ID Number | Federal RSSD | CIK | Name of Securities Exchange if Publicly Traded (U.S. or International) | Names of Parent, Subsidiaries Or Affiliates | Domi-ciliary Location | Relation-ship to Reporting Entity | Directly Controlled by (Name of Entity/Person) | Type of Control (Ownership, Board, Management, Attorney-in-Fact, Influence, Other) | If Control is Ownership Provide Percentage | Ultimate Controlling Entity(ies)/Person(s) | Is an SCA Filing Re-quired? (Y/N) | * |
| | | .0000 | 27-1930321 | | | | BriovaRx of Georgia, LLC | AL | NIA | Optum Pharmacy 705, LLC | Ownership | 100.000 | UnitedHealth Group Incorporated | | |
| | | .0000 | 46-2790537 | | | | BriovaRx of Louisiana, L.L.C. | LA | NIA | Optum Pharmacy 705, LLC | Ownership | 100.000 | UnitedHealth Group Incorporated | | |
| | | .0000 | 01-0516051 | | | | BriovaRx of Maine, Inc. | ME | NIA | OptumRx PBM of Illinois, Inc. | Ownership | 100.000 | UnitedHealth Group Incorporated | | |
| | | .0000 | 27-3331130 | | | | BriovaRx of Massachusetts, LLC | MA | NIA | OptumRx PBM of Illinois, Inc. | Ownership | 100.000 | UnitedHealth Group Incorporated | | |
| | | .0000 | 74-3103518 | | | | BriovaRx of New York, Inc. | NY | NIA | Salveo Specialty Pharmacy, Inc. | Ownership | 100.000 | UnitedHealth Group Incorporated | | |
| | | .0000 | 20-2719823 | | | | BriovaRx of Texas, Inc. | TX | NIA | BriovaRx of Florida, Inc. | Ownership | 100.000 | UnitedHealth Group Incorporated | | |
| | | .0000 | 82-4030553 | | | | BriovaRx Specialty, LLC | DE | NIA | OptumRx Administrative Services, LLC | Ownership | 100.000 | UnitedHealth Group Incorporated | | |
| | | .0000 | 47-4278378 | | | | Cabin Enterprises, LLC | DE | NIA | Cabin Holdings, LLC | Ownership | 100.000 | UnitedHealth Group Incorporated | | |
| | | .0000 | 47-4264867 | | | | Cabin Holdings, LLC | DE | NIA | OptumHealth Holdings, LLC | Ownership | 100.000 | UnitedHealth Group Incorporated | | |
| | | .0000 | 20-1711131 | | | | California Medical Group Insurance Company, Risk Retention Group | AZ | NIA | OptumCare Management, LLC | Ownership | 67.000 | UnitedHealth Group Incorporated | | 2 |
| | | .0000 | 61-1732160 | | | | California MedTrans Network IPA LLC | CA | NIA | California MedTrans Network MSO LLC | Ownership | 100.000 | UnitedHealth Group Incorporated | | |
| | | .0000 | 36-4780748 | | | | California MedTrans Network MSO LLC | CA | NIA | National MedTrans, LLC | Ownership | 100.000 | UnitedHealth Group Incorporated | | |
| | | .0000 | 81-0881243 | | | | California Spring Holdings, PC | CA | NIA | Physician(s) owned | Influence | 0.000 | UnitedHealth Group Incorporated | | 4 |
| | | .0000 | 52-1597478 | | | | Camp Hill Ambulatory Centers | PA | NIA | Camp Hill-SCA Centers, LLC | Influence | 49.000 | UnitedHealth Group Incorporated | | 5 |
| | | .0000 | 52-1597484 | | | | Camp Hill-SCA Centers, LLC | DE | NIA | SC Affiliates, LLC | Ownership | 100.000 | UnitedHealth Group Incorporated | | |
| | | .0000 | 27-3955254 | | | | Capital City Medical Group, L.L.C. | LA | NIA | UnitedHealthcare, Inc. | Ownership | 100.000 | UnitedHealth Group Incorporated | | |
| | | .0000 | 46-1981651 | | | | Cardio Management, Inc. | DE | NIA | OrthoNet Holdings, Inc. | Ownership | 100.000 | UnitedHealth Group Incorporated | | |
| | | .0000 | 20-8375685 | | | | Care Improvement Plus Group Management, LLC | MD | NIA | XLHealth Corporation | Ownership | 100.000 | UnitedHealth Group Incorporated | | |
| .0707 | UnitedHealth Group Incorporated | .12558 | 45-4976934 | | | | Care Improvement Plus of Texas Insurance Company | TX | IA | XLHealth Corporation | Ownership | 100.000 | UnitedHealth Group Incorporated | | |
| .0707 | UnitedHealth Group Incorporated | .12567 | 20-3888112 | | | | Care Improvement Plus South Central Insurance Company | AR | IA | XLHealth Corporation | Ownership | 100.000 | UnitedHealth Group Incorporated | | |
| .0707 | UnitedHealth Group Incorporated | .14041 | 27-5038136 | | | | Care Improvement Plus Wisconsin Insurance Company | WI | IA | XLHealth Corporation | Ownership | 100.000 | UnitedHealth Group Incorporated | | |
| | | .0000 | 98-1328471 | | | | Casa de Saúde Santa Therezinha Ltda. | BRA | NIA | Hospital Alvorada de Taguatinga Ltda. | Ownership | 99.990 | UnitedHealth Group Incorporated | | 2 |
| | | .0000 | 98-1328471 | | | | Casa de Saúde Santa Therezinha Ltda. | BRA | NIA | Esho – Empresa de Serviços Hospitalares S.A. | Ownership | 0.000 | UnitedHealth Group Incorporated | | 2 |
| | | .0000 | 82-5207935 | | | | Castle Rock SurgiCenter, LLC | CO | NIA | SCA-Castle Rock, LLC | Ownership | 62.080 | UnitedHealth Group Incorporated | | 2 |
| | | .0000 | 20-5807941 | | | | Catalyst360, LLC | DE | NIA | Optum Services, Inc. | Ownership | 100.000 | UnitedHealth Group Incorporated | | |
| | | .0000 | | | | | Catamaran Finance (Ireland) Unlimited Company | IRL | NIA | Catamaran S.á.r.l. | Ownership | 100.000 | UnitedHealth Group Incorporated | | |
| | | .0000 | 98-1069737 | | | | Catamaran S.á.r.l. | LUX | NIA | UnitedHealthcare International II S.á.r.l. | Ownership | 100.000 | UnitedHealth Group Incorporated | | |
| | | .0000 | 82-1715584 | | | | CCEC Anesthesia Management, LLC | TX | NIA | Corpus Christi Endoscopy Center, L.L.P. | Influence | 1.000 | UnitedHealth Group Incorporated | | 5 |
| | | .0000 | 27-2533497 | | | | CDC Holdings Colombia S.A.S. | COL | NIA | Bordeaux UK Holdings II Limited | Ownership | 100.000 | UnitedHealth Group Incorporated | | |
| | | .0000 | 98-1111491 | | | | Cedar Park Surgery Center, LLC | TX | NIA | SCA Cedar Park Holdings, LLC | Ownership | 53.520 | UnitedHealth Group Incorporated | | 2 |
| | | .0000 | 98-1111491 | | | | Cemed Care – Empresa de Atendimento Clínico Geral Ltda. | BRA | NIA | Anil Assistência Médica Internacional S.A. | Ownership | 99.990 | UnitedHealth Group Incorporated | | 2 |
| | | .0000 | 98-1111491 | | | | Cemed Care – Empresa de Atendimento Clínico Geral Ltda. | BRA | NIA | Esho – Empresa de Serviços Hospitalares S.A. | Ownership | 0.000 | UnitedHealth Group Incorporated | | 2 |
| | | .0000 | 33-0483510 | | | | Centers for Family Medicine, GP | CA | NIA | MHIPA Physician Two Holdco | Influence | 0.000 | UnitedHealth Group Incorporated | | 5 |
| | | .0000 | 98-1448150 | | | | Central de Compras SpA | CHL | NIA | Inversiones Clínicas Santa María S.A. | Ownership | 100.000 | UnitedHealth Group Incorporated | | |
| | | .0000 | 45-4131797 | | | | Central Indiana Care Organization, LLC | IN | NIA | AHN Target Holdings, LLC | Ownership | 100.000 | UnitedHealth Group Incorporated | | |
| | | .0000 | 45-5600514 | | | | Central Ohio Care Organization, LLC | OH | NIA | AHN Target Holdings, LLC | Ownership | 100.000 | UnitedHealth Group Incorporated | | |
| | | .0000 | 30-1080342 | | | | CentrifyHealth, LLC | DE | NIA | UnitedHealth Group Incorporated | Ownership | 100.000 | UnitedHealth Group Incorporated | | |
| | | .0000 | | | | | CentriHealth Corporation | CAN | NIA | CentrifyHealth, LLC | Ownership | 100.000 | UnitedHealth Group Incorporated | | |
| | | .0000 | | | | | CentriHealth UK Limited | GBR | NIA | CentrifyHealth, LLC | Ownership | 100.000 | UnitedHealth Group Incorporated | | |
| | | .0000 | | | | | Centro de Entrenamiento en Reanimación y Prevención Limitada (CERP) | CHL | NIA | Clínica Dávila y Servicios Médicos S.A. | Ownership | 99.000 | UnitedHealth Group Incorporated | | |
| | | .0000 | | | | | Centro de Entrenamiento en Reanimación y Prevención Limitada (CERP) | CHL | NIA | Servicios Integrados de Salud Ltda. | Ownership | 1.000 | UnitedHealth Group Incorporated | | |
| | | .0000 | 98-1450490 | | | | Centro de Servicios Compartidos Barmédica S.A. | CHL | NIA | Barmédica S.A. | Ownership | 99.900 | UnitedHealth Group Incorporated | | 1 |

STATEMENT AS OF SEPTEMBER 30, 2019 OF THE UnitedHealthcare Plan of the River Valley, Inc.

SCHEDULE Y
PART 1A - DETAIL OF INSURANCE HOLDING COMPANY SYSTEM

| 1 | 2 | 3 | 4 | 5 | 6 | 7 | 8 | 9 | 10 | 11 | 12 | 13 | 14 | 15 | 16 |
|------------|------------|-------------------|------------|--------------|-----|--|--|-----------------------|-----------------------------------|--|--|--|--|-----------------------------------|----|
| Group Code | Group Name | NAIC Company Code | ID Number | Federal RSSD | CIK | Name of Securities Exchange if Publicly Traded (U.S. or International) | Names of Parent, Subsidiaries Or Affiliates | Domi-ciliary Location | Relation-ship to Reporting Entity | Directly Controlled by (Name of Entity/Person) | Type of Control (Ownership, Board, Management, Attorney-in-Fact, Influence, Other) | If Control is Ownership Provide Percentage | Ultimate Controlling Entity(ies)/Person(s) | Is an SCA Filing Re-quired? (Y/N) | * |
| | | .0000 | | | | | Centro Médico Hospitalar Pitangueiras Ltda. | .BRA | NIA | Esho – Empresa de Serviços Hospitalares S.A. | Ownership | 100.000 | UnitedHealth Group Incorporated | | |
| | | .0000 | | | | | Centro Médico Hospitalar Pitangueiras Ltda. | .BRA | NIA | Hospital Alvorada de Taguatinga Ltda. | Ownership | 0.001 | UnitedHealth Group Incorporated | | |
| | | .0000 | 98-1457197 | | | | Centro Médico Odontológico Americano S.A.C. | .PER | NIA | Pacifico S.A. Entidad Prestadora de Salud | Ownership | 80.000 | UnitedHealth Group Incorporated | | 1 |
| | | .0000 | 98-1451635 | | | | Centromed Quilpué S.A. | .CHL | NIA | Administradora Médica Centromed S.A. | Ownership | 93.450 | UnitedHealth Group Incorporated | | 2 |
| | | .0000 | | | | | Centros Médicos y Dentales Multimed Ltda. | .CHL | NIA | Omesa S.A. | Ownership | 99.990 | UnitedHealth Group Incorporated | | |
| | | .0000 | | | | | Centros Médicos y Dentales Multimed Ltda. | .CHL | NIA | Clínica Dávila y Servicios Médicos S.A. | Ownership | 0.010 | UnitedHealth Group Incorporated | | |
| | | .0000 | 46-1454664 | | | | Channel Islands Surgicenter Properties, LLC | .DE | NIA | SCA Holding Company, Inc. | Ownership | 62.743 | UnitedHealth Group Incorporated | | 2 |
| | | .0000 | 58-1709761 | | | | Charleston Surgery Center Limited Partnership | .SC | NIA | SCA-Charleston, LLC | Influence | 20.343 | UnitedHealth Group Incorporated | | 5 |
| | | .0000 | 82-3973199 | | | | Charleston Surgery Properties, LLC | .DE | NIA | SCA-Charleston, LLC | Ownership | 50.850 | UnitedHealth Group Incorporated | | 2 |
| | | .0000 | 56-1449531 | | | | Charlotte Surgery Center, LLC | .NC | NIA | Charlotte-SC, LLC | Influence | 21.780 | UnitedHealth Group Incorporated | | 5 |
| | | .0000 | 62-1262567 | | | | Charlotte-SC, LLC | .DE | NIA | SC Affiliates, LLC | Ownership | 100.000 | UnitedHealth Group Incorporated | | |
| | | .0000 | 26-2389638 | | | | Childrens Surgery Center, LLC | .FL | NIA | SCA-Central Florida, LLC | Ownership | 52.202 | UnitedHealth Group Incorporated | | 2 |
| | | .0000 | 98-1093539 | | | | ChinaGate (Hong Kong) Limited | .CHN | NIA | Optum, Inc. | Ownership | 100.000 | UnitedHealth Group Incorporated | | |
| | | .0000 | 62-1510209 | | | | Citrus Regional Surgery Center, L.P. | .TN | NIA | SCA-Citrus, Inc. | Ownership | 57.000 | UnitedHealth Group Incorporated | | 2 |
| | | .0000 | 20-3742012 | | | | Cleburne Surgical Center, LLC | .TX | NIA | THR-SCA Holdings, LLC | Influence | 51.000 | UnitedHealth Group Incorporated | | 5 |
| | | .0000 | 98-1459640 | | | | Clínica Alameda S.A. | .CHL | NIA | VidaIntegra S.A. | Ownership | 99.841 | UnitedHealth Group Incorporated | | |
| | | .0000 | 98-1459640 | | | | Clínica Alameda S.A. | .CHL | NIA | Saden S.A. | Ownership | 0.159 | UnitedHealth Group Incorporated | | |
| | | .0000 | 98-1443171 | | | | Clínica Bio Bio S.A. | .CHL | NIA | Inversiones Clínicas Santa María S.A. | Ownership | 100.000 | UnitedHealth Group Incorporated | | |
| | | .0000 | 98-1442191 | | | | Clínica Ciudad del Mar S.A. | .CHL | NIA | Inversiones Clínicas Santa María S.A. | Ownership | 100.000 | UnitedHealth Group Incorporated | | |
| | | .0000 | 98-1446132 | | | | Clínica Dávila y Servicios Médicos S.A. | .CHL | NIA | Banmédica S.A. | Ownership | 99.991 | UnitedHealth Group Incorporated | | |
| | | .0000 | 98-1446132 | | | | Clínica Dávila y Servicios Médicos S.A. | .CHL | NIA | Clínica Santa María S.A. | Ownership | 0.009 | UnitedHealth Group Incorporated | | |
| | | .0000 | | | | | Clínica del Country S.A. | .COL | NIA | Banmédica Internacional SpA | Ownership | 50.000 | UnitedHealth Group Incorporated | | |
| | | .0000 | | | | | Clínica del Country S.A. | .COL | NIA | CDC Holdings Colombia S.A.S. | Ownership | 50.000 | UnitedHealth Group Incorporated | | |
| | | .0000 | 98-1350667 | | | | Clínica Médico Cirúrgica de Santa Tecla, S.A. | .PRT | NIA | Lusíadas, SGPS, S.A. | Ownership | 100.000 | UnitedHealth Group Incorporated | | |
| | | .0000 | | | | | Clínica San Borja (La Esperanza del Perú S.A.) | .PER | NIA | Pacifico S.A. Entidad Prestadora de Salud | Ownership | 99.990 | UnitedHealth Group Incorporated | | 1 |
| | | .0000 | 98-1462343 | | | | Clínica San Felipe S.A. | .PER | NIA | Pacifico S.A. Entidad Prestadora de Salud | Ownership | 93.740 | UnitedHealth Group Incorporated | | 1 |
| | | .0000 | 98-1455936 | | | | Clínica Sánchez Ferrer S.A. | .PER | NIA | Pacifico S.A. Entidad Prestadora de Salud | Ownership | 99.990 | UnitedHealth Group Incorporated | | 1 |
| | | .0000 | 98-1442754 | | | | Clínica Santa María S.A. | .CHL | NIA | Banmédica S.A. | Ownership | 99.433 | UnitedHealth Group Incorporated | | 2 |
| | | .0000 | 98-1442745 | | | | Clínica Vespucio S.A. | .CHL | NIA | Inversiones Clínicas Santa María S.A. | Ownership | 100.000 | UnitedHealth Group Incorporated | | |
| | | .0000 | 46-2879718 | | | | Clinical Partners of Colorado Springs, LLC | .CO | NIA | OptumCare Colorado, LLC | Ownership | 50.000 | UnitedHealth Group Incorporated | | 2 |
| | | .0000 | 20-2236024 | | | | Clinton Partners, LLC | .MI | NIA | HFHS-SCA Holdings, LLC | Influence | 52.700 | UnitedHealth Group Incorporated | | 5 |
| | | .0000 | 98-1350671 | | | | CLISA – Clínica de Santo António, S.A. | .PRT | NIA | Lusíadas, SGPS, S.A. | Ownership | 100.000 | UnitedHealth Group Incorporated | | |
| | | .0000 | 98-1337968 | | | | CMO – Centro Médico de Oftalmología S/S Ltda. | .BRA | NIA | Hospital Alvorada de Taguatinga Ltda. | Ownership | 99.000 | UnitedHealth Group Incorporated | | |
| | | .0000 | 98-1337968 | | | | CMO – Centro Médico de Oftalmología S/S Ltda. | .BRA | NIA | Lotten-Eyes Oftalmologia Clinica e Cirurgica Ltda. | Ownership | 1.000 | UnitedHealth Group Incorporated | | |
| | | .0000 | 98-1277015 | | | | CMS – Central de Manipulação e Serviços Farmacêuticos S.A. | .BRA | NIA | COI – Clínicas Oncológicas Integradas S.A. | Ownership | 100.000 | UnitedHealth Group Incorporated | | |
| | | .0000 | 71-0873411 | | | | CNIC Health Solutions, Inc. | .CO | NIA | Rocky Mountain Health Maintenance Organization, Incorporated | Ownership | 100.000 | UnitedHealth Group Incorporated | | |
| | | .0000 | 56-2674371 | | | | Coachella Valley Physicians of PrimeCare, Inc. | .CA | NIA | PrimeCare of Riverside, Inc. | Ownership | 100.000 | UnitedHealth Group Incorporated | | |
| | | .0000 | 27-1193028 | | | | Coalition for Advanced Pharmacy Services, Inc. | .DE | NIA | OptumRx Health Solutions, LLC | Ownership | 93.266 | UnitedHealth Group Incorporated | | |
| | | .0000 | 27-1193028 | | | | Coalition for Advanced Pharmacy Services, Inc. | .DE | NIA | OptumRx PBM of Maryland, LLC | Ownership | 5.341 | UnitedHealth Group Incorporated | | |
| | | .0000 | 27-1193028 | | | | Coalition for Advanced Pharmacy Services, Inc. | .DE | NIA | Optum Hospice Pharmacy Services, LLC | Ownership | 1.277 | UnitedHealth Group Incorporated | | |
| | | .0000 | 27-1193028 | | | | Coalition for Advanced Pharmacy Services, Inc. | .DE | NIA | OptumRx Home Delivery of Ohio, LLC | Ownership | 0.116 | UnitedHealth Group Incorporated | | |

STATEMENT AS OF SEPTEMBER 30, 2019 OF THE UnitedHealthcare Plan of the River Valley, Inc.

SCHEDULE Y
PART 1A - DETAIL OF INSURANCE HOLDING COMPANY SYSTEM

| 1 | 2 | 3 | 4 | 5 | 6 | 7 | 8 | 9 | 10 | 11 | 12 | 13 | 14 | 15 | 16 |
|------------|---------------------------------|-------------------|------------|--------------|-----|--|---|----------------------|----------------------------------|--|--|--|--|----------------------------------|----|
| Group Code | Group Name | NAIC Company Code | ID Number | Federal RSSD | CIK | Name of Securities Exchange if Publicly Traded (U.S. or International) | Names of Parent, Subsidiaries Or Affiliates | Domiciliary Location | Relationship to Reporting Entity | Directly Controlled by (Name of Entity/Person) | Type of Control (Ownership, Board, Management, Attorney-in-Fact, Influence, Other) | If Control is Ownership Provide Percentage | Ultimate Controlling Entity(ies)/Person(s) | Is an SCA Filing Required? (Y/N) | * |
| | | .00000 | 33-0714414 | | | | Coastal Physicians Management, Inc. | CA | NIA | OptumCare Management, LLC | Ownership | 100.000 | UnitedHealth Group Incorporated | | |
| | | .00000 | 98-1276040 | | | | COI - Clínicas Oncológicas Integradas S.A. | BRA | NIA | COI Participações S.A. | Influence | 100.000 | UnitedHealth Group Incorporated | | 5 |
| | | .00000 | 27-2337616 | | | | Collaborative Care Holdings, LLC | DE | NIA | OptumHealth Holdings, LLC | Ownership | 100.000 | UnitedHealth Group Incorporated | | |
| | | .00000 | 27-2337487 | | | | Collaborative Care Services, Inc. | DE | NIA | Collaborative Care Holdings, LLC | Ownership | 100.000 | UnitedHealth Group Incorporated | | |
| | | .00000 | 45-2614005 | | | | Collaborative Realty, LLC | NY | NIA | Collaborative Care Holdings, LLC | Ownership | 100.000 | UnitedHealth Group Incorporated | | |
| | | .00000 | | | | | Colmedica Medicina Prepagada | COL | NIA | Banmedica S.A. | Ownership | 76.270 | UnitedHealth Group Incorporated | | |
| | | .00000 | | | | | Colmedica Medicina Prepagada | COL | NIA | Constructora e Inmobiliaria Magapoq S.A. | Ownership | 23.730 | UnitedHealth Group Incorporated | | |
| | | .00000 | 83-1529015 | | | | Colonial Outpatient Surgery Center, LLC | FL | NIA | SCA-Colonial Partners, LLC | Influence | 0.530 | UnitedHealth Group Incorporated | | 5 |
| | | .00000 | 37-1636677 | | | | Colorado Innovative Physician Solutions, Inc. | CO | NIA | OptumCare Colorado, LLC | Ownership | 100.000 | UnitedHealth Group Incorporated | | |
| | | .00000 | 84-1160450 | | | | Colorado Springs Surgery Center, Ltd. | CO | NIA | SCA-Colorado Springs, LLC | Ownership | 95.000 | UnitedHealth Group Incorporated | | 2 |
| | | .00000 | 11-3647007 | | | | Comfort Care Transportation, LLC | TX | NIA | WellMed Medical Management, Inc. | Ownership | 100.000 | UnitedHealth Group Incorporated | | |
| | | .00000 | 06-1592173 | | | | Connecticut Surgery Center, Limited Partnership | CT | NIA | Connecticut Surgical Center, LLC | Ownership | 51.000 | UnitedHealth Group Incorporated | | 2 |
| | | .00000 | 26-1313646 | | | | Connecticut Surgery Properties, LLC | DE | NIA | Connecticut Surgical Center, LLC | Ownership | 100.000 | UnitedHealth Group Incorporated | | |
| | | .00000 | 06-1156342 | | | | Connecticut Surgical Center, LLC | DE | NIA | Surgical Care Affiliates, LLC | Ownership | 62.250 | UnitedHealth Group Incorporated | | 2 |
| | | .00000 | 98-1448720 | | | | Constructora e Inmobiliaria Magapoq S.A. | CHL | NIA | Banmedica S.A. | Ownership | 99.900 | UnitedHealth Group Incorporated | | |
| | | .00000 | 98-1448720 | | | | Constructora e Inmobiliaria Magapoq S.A. | CHL | NIA | Inmobiliaria Apoquindo 3600 Ltda. | Ownership | 0.100 | UnitedHealth Group Incorporated | | |
| | | .00000 | 20-0231080 | | | | Consumer Wellness Solutions, Inc. | DE | NIA | Optum Services, Inc. | Ownership | 100.000 | UnitedHealth Group Incorporated | | |
| | | .00000 | 20-2595593 | | | | Corpus Christi Endoscopy Center, L.L.P. | TX | NIA | SCA Pacific Holdings, Inc. | Influence | 18.500 | UnitedHealth Group Incorporated | | 5 |
| | | .00000 | | | | | Country Scan Ltda. | COL | NIA | Patrimonio Autónomo Nueva Clínica - PANC. | Ownership | 51.800 | UnitedHealth Group Incorporated | | 2 |
| | | .00000 | 26-0080565 | | | | Cypress Care, Inc. | DE | NIA | Healthcare Solutions, Inc. | Ownership | 100.000 | UnitedHealth Group Incorporated | | |
| | | .00000 | 63-1263704 | | | | Danbury Surgical Center, L.P. | GA | NIA | SCA Danbury Surgical Center, LLC | Ownership | 50.419 | UnitedHealth Group Incorporated | | 2 |
| | | .00000 | 81-5101448 | | | | David Moen, M.D. P.C. | NY | NIA | Orthology, Inc. | Influence | 0.000 | UnitedHealth Group Incorporated | | 5 |
| | | .00000 | 45-2380022 | | | | David R. Ferrell, M.D., P.C. | NY | NIA | Physician(s) owned | Influence | 0.000 | UnitedHealth Group Incorporated | | 4 |
| | | .00000 | 11-2811353 | | | | Day-Op Center Of Long Island Inc. | NY | NIA | Physician(s) owned | Influence | 0.000 | UnitedHealth Group Incorporated | | 4 |
| | | .00000 | | | | | Day-Op Surgery Consulting Company, LLC | DE | NIA | ProHEALTH Medical Management, LLC | Ownership | 100.000 | UnitedHealth Group Incorporated | | |
| | | .00000 | 52-1811176 | | | | DBP Services of New York IPA, Inc. | NY | NIA | Dental Benefit Providers, Inc. | Ownership | 100.000 | UnitedHealth Group Incorporated | | |
| | | .00000 | 52-1452809 | | | | Dental Benefit Providers of California, Inc. | CA | IA | Dental Benefit Providers, Inc. | Ownership | 100.000 | UnitedHealth Group Incorporated | | |
| .0707 | UnitedHealth Group Incorporated | .52053 | 36-4008355 | | | | Dental Benefit Providers of Illinois, Inc. | IL | IA | Dental Benefit Providers, Inc. | Ownership | 100.000 | UnitedHealth Group Incorporated | | |
| | | .00000 | 41-2014834 | | | | Dental Benefit Providers, Inc. | DE | NIA | United HealthCare Services, Inc. | Ownership | 100.000 | UnitedHealth Group Incorporated | | |
| | | .00000 | 47-0926556 | | | | Denton Endoscopy Surgery Center, LLC | TX | NIA | THR-SCA Holdings, LLC | Influence | 0.000 | UnitedHealth Group Incorporated | | 5 |
| | | .00000 | 82-1436601 | | | | Denton Surgery Center, LLC | TX | NIA | THR-SCA Holdings, LLC | Influence | 53.600 | UnitedHealth Group Incorporated | | 5 |
| | | .00000 | 98-1460401 | | | | Derry Surgical Center, LLC | NH | NIA | SCA-Derry, LLC | Ownership | 71.000 | UnitedHealth Group Incorporated | | 2 |
| | | .00000 | 98-1460347 | | | | Diagnóstico Ecotomográfico Centromed Ltda. | CHL | NIA | Administradora Médica Centromed S.A. | Ownership | 50.000 | UnitedHealth Group Incorporated | | 2 |
| | | .00000 | 98-1460347 | | | | Diagnóstico por Imágenes Centromed Ltda. | CHL | NIA | Administradora Médica Centromed S.A. | Ownership | 93.340 | UnitedHealth Group Incorporated | | |
| | | .00000 | 98-1460347 | | | | Diagnóstico por Imágenes Centromed Ltda. | CHL | NIA | Centromed Quilpué S.A. | Ownership | 6.660 | UnitedHealth Group Incorporated | | |
| | | .00000 | 33-0292435 | | | | Digestive Disease Center, L.P. | CA | NIA | Beach Surgical Holdings LLC | Influence | 51.000 | UnitedHealth Group Incorporated | | 5 |
| | | .00000 | 98-1285762 | | | | Dilab Medicina Nuclear Ltda. | BRA | NIA | Esho - Empresa de Serviços Hospitalares S.A. | Ownership | 95.000 | UnitedHealth Group Incorporated | | 2 |
| | | .00000 | 30-0238641 | | | | Distance Learning Network, Inc. | DE | NIA | OptumHealth Holdings, LLC | Ownership | 100.000 | UnitedHealth Group Incorporated | | |
| | | .00000 | 82-5264853 | | | | Doctor + S.A.C. | PER | NIA | Pacifico S.A. Entidad Prestadora de Salud | Ownership | 99.900 | UnitedHealth Group Incorporated | | 1 |
| | | .00000 | 82-5181311 | | | | Dry Creek Surgery Center, LLC | CO | NIA | SCA-DRY CREEK, LLC | Ownership | 55.000 | UnitedHealth Group Incorporated | | 2 |
| | | .00000 | 27-2103713 | | | | DTC Surgery Center, LLC | CO | NIA | SCA-DTC Holdings, LLC | Ownership | 55.000 | UnitedHealth Group Incorporated | | 2 |
| | | .00000 | 04-3106404 | | | | Dublin Surgery Center, LLC | OH | NIA | SCA-Dublin, LLC | Ownership | 58.800 | UnitedHealth Group Incorporated | | 2 |
| | | .00000 | 59-3625966 | | | | Duncan Printing Services, LLC | SC | NIA | UnitedHealthcare Insurance Company | Ownership | 100.000 | UnitedHealth Group Incorporated | | |
| | | .00000 | 59-3705426 | | | | Durable Medical Equipment, Inc. | MA | NIA | Physician(s) owned | Influence | 0.000 | UnitedHealth Group Incorporated | | 4 |
| | | .00000 | 05-4660712 | | | | DWIC of Tampa Bay, Inc. | FL | NIA | MedExpress Development, LLC | Ownership | 100.000 | UnitedHealth Group Incorporated | | |
| | | .00000 | 95-0593133 | | | | E Street Endoscopy, LLC | FL | NIA | West Coast Endoscopy Holdings, LLC | Ownership | 51.000 | UnitedHealth Group Incorporated | | 2 |
| | | .00000 | 71-0923682 | | | | Ear Professionals International Corporation | DE | NIA | Specialty Benefits, LLC | Ownership | 0.002 | UnitedHealth Group Incorporated | | 2 |
| | | .00000 | 84-1162764 | | | | East Brunswick Surgery Center, LLC | NJ | NIA | ASC Holdings of New Jersey, LLC | Ownership | 51.000 | UnitedHealth Group Incorporated | | 2 |
| | | .00000 | | | | | eCode Solutions, LLC | DE | NIA | Surgical Care Affiliates, LLC | Ownership | 100.000 | UnitedHealth Group Incorporated | | |
| | | .00000 | | | | | Electronic Network Systems, Inc. | DE | NIA | OptumInsight, Inc. | Ownership | 100.000 | UnitedHealth Group Incorporated | | |

STATEMENT AS OF SEPTEMBER 30, 2019 OF THE UnitedHealthcare Plan of the River Valley, Inc.

SCHEDULE Y
PART 1A - DETAIL OF INSURANCE HOLDING COMPANY SYSTEM

| 1 | 2 | 3 | 4 | 5 | 6 | 7 | 8 | 9 | 10 | 11 | 12 | 13 | 14 | 15 | 16 |
|------------|---------------------------------|-------------------|------------|--------------|-----|--|---|-----------------------|-----------------------------------|--|--|--|--|-----------------------------------|----|
| Group Code | Group Name | NAIC Company Code | ID Number | Federal RSSD | CIK | Name of Securities Exchange if Publicly Traded (U.S. or International) | Names of Parent, Subsidiaries Or Affiliates | Domi-ciliary Location | Relation-ship to Reporting Entity | Directly Controlled by (Name of Entity/Person) | Type of Control (Ownership, Board, Management, Attorney-in-Fact, Influence, Other) | If Control is Ownership Provide Percentage | Ultimate Controlling Entity(ies)/Person(s) | Is an SCA Filing Re-quired? (Y/N) | * |
| | | .00000 | 98-1339173 | | | | Eual Participações S.A. | .BRA | .NIA | Amil Assistência Médica Internacional S.A. | Ownership | 60.000 | UnitedHealth Group Incorporated | | |
| | | .00000 | 98-1339173 | | | | Eual Participações S.A. | .BRA | .NIA | Esho – Empresa de Serviços Hospitalares S.A. | Ownership | 40.000 | UnitedHealth Group Incorporated | | |
| | | .00000 | 33-0181426 | | | | Empire Physician Management Company, LLC | .CA | .NIA | North American Medical Management California, Inc. | Ownership | 100.000 | UnitedHealth Group Incorporated | | |
| | | .00000 | 33-0181426 | | | | Empire Physicians' Medical Group, Inc. | .CA | .NIA | NAMM Medical Group Holdings, Inc. | Influence | 100.000 | UnitedHealth Group Incorporated | | .5 |
| | | .00000 | 26-4682368 | | | | Employers' Health Choice PPO, Inc. | .AR | .NIA | HealthScope Benefits, Inc. | Ownership | 50.000 | UnitedHealth Group Incorporated | | .2 |
| | | .00000 | | | | | Empremédica S. A. | .PER | .NIA | Banmedica S.A. | Ownership | 99.990 | UnitedHealth Group Incorporated | | .1 |
| | | .00000 | 47-3495605 | | | | Endoscopy Center Affiliates, Inc. | .DE | .NIA | National Surgery Centers, LLC | Ownership | 100.000 | UnitedHealth Group Incorporated | | |
| .0707 | UnitedHealth Group Incorporated | .89087 | 75-1617708 | | | | Enterprise Life Insurance Company | .TX | .IA | Freedom Life Insurance Company of America | Ownership | 100.000 | UnitedHealth Group Incorporated | | |
| | | .00000 | | | | | EP Campus I, LLC | .DE | .NIA | UnitedHealthcare Insurance Company | Ownership | 100.000 | UnitedHealth Group Incorporated | | |
| | | .00000 | 81-0730733 | | | | Equian Buyer Corp. | .DE | .NIA | Equian Intermediate Corp. | Ownership | 100.000 | UnitedHealth Group Incorporated | | |
| | | .00000 | 81-0730794 | | | | Equian Intermediate Corp. | .DE | .NIA | Equian Parent Corp. | Ownership | 100.000 | UnitedHealth Group Incorporated | | |
| | | .00000 | 81-0732646 | | | | Equian Parent Corp. | .DE | .NIA | OptumInsight, Inc. | Ownership | 100.000 | UnitedHealth Group Incorporated | | |
| | | .00000 | 27-0083277 | | | | Equian, LLC | .IN | .NIA | Equian Buyer Corp. | Ownership | 100.000 | UnitedHealth Group Incorporated | | |
| | | .00000 | | | | | Esho – Empresa de Serviços Hospitalares S.A. | .BRA | .NIA | Amil Assistência Médica Internacional S.A. | Ownership | 99.667 | UnitedHealth Group Incorporated | | .2 |
| | | .00000 | | | | | Etho – Empresa de Tecnologia Hospitalar Ltda. | .BRA | .NIA | Amil Assistência Médica Internacional S.A. | Ownership | 90.060 | UnitedHealth Group Incorporated | | .2 |
| | | .00000 | 98-1122399 | | | | Evercare Collaborative Solutions, Inc. | .DE | .NIA | Ovations, Inc. | Ownership | 100.000 | UnitedHealth Group Incorporated | | |
| | | .00000 | 86-0964571 | | | | Everett MSO, Inc. | .WA | .NIA | OptumCare Holdings, LLC | Ownership | 100.000 | UnitedHealth Group Incorporated | | |
| | | .00000 | 81-1070402 | | | | Everett Physicians, Inc. P.S. | .WA | .NIA | Physician(s) owned | Influence | 0.000 | UnitedHealth Group Incorporated | | .4 |
| | | .00000 | | | | | Excellion Serviços Biomédicos Ltda. | .BRA | .NIA | Esho – Empresa de Serviços Hospitalares S.A. | Ownership | 99.690 | UnitedHealth Group Incorporated | | .2 |
| | | .00000 | 20-0087132 | | | | Excelsior Insurance Brokerage, Inc. | .DE | .NIA | HealthMarkets Insurance Agency, Inc. | Ownership | 100.000 | UnitedHealth Group Incorporated | | |
| | | .00000 | 11-3669765 | | | | Executive Health Resources, Inc. | .PA | .NIA | OptumInsight, Inc. | Ownership | 100.000 | UnitedHealth Group Incorporated | | |
| | | .00000 | 30-0701899 | | | | Executive Surgery Center, LLC | .TX | .NIA | SCA-Houston Executive, LLC | Ownership | 53.850 | UnitedHealth Group Incorporated | | .2 |
| | | .00000 | 98-1259260 | | | | Exploration for Mine Clearance LLC | .IRQ | .NIA | UnitedHealthcare Global Medical (UK) Limited | Ownership | 100.000 | UnitedHealth Group Incorporated | | |
| | | .00000 | | | | | Eye Clinic Oftalmologia Clínica Cirúrgica e Diagnóstico Ltda. | .BRA | .NIA | Hospital Alvorada de Taguatinga Ltda. | Ownership | 99.990 | UnitedHealth Group Incorporated | | |
| | | .00000 | | | | | Eye Clinic Oftalmologia Clínica Cirúrgica e Diagnóstico Ltda. | .BRA | .NIA | Lotten-Eyes Oftalmologia Clínica e Cirúrgica Ltda. | Ownership | 0.010 | UnitedHealth Group Incorporated | | |
| | | .00000 | 88-0223385 | | | | Family Health Care Services | .NV | .NIA | Sierra Health Services, Inc. | Ownership | 100.000 | UnitedHealth Group Incorporated | | |
| | | .00000 | 88-0257036 | | | | Family Home Hospice, Inc. | .NV | .NIA | Sierra Health Services, Inc. | Ownership | 100.000 | UnitedHealth Group Incorporated | | |
| | | .00000 | | | | | First Hill Surgery Center, LLC | .VA | .NIA | Polyclinic, PLLC | Influence | 55.000 | UnitedHealth Group Incorporated | | .5 |
| | | .00000 | 62-1551098 | | | | Florence Surgery Center, L.P. | .TN | .NIA | SCA-Florence, LLC | Influence | 30.000 | UnitedHealth Group Incorporated | | .5 |
| | | .00000 | 32-0432993 | | | | Florida MedTrans Network LLC | .FL | .NIA | Florida MedTrans Network MSO LLC | Ownership | 100.000 | UnitedHealth Group Incorporated | | |
| | | .00000 | 36-4778512 | | | | Florida MedTrans Network MSO LLC | .FL | .NIA | Metropolitan Medical Transportation IPA, LLC | Ownership | 100.000 | UnitedHealth Group Incorporated | | |
| | | .00000 | 35-2456267 | | | | FMG Holdings, LLC | .DE | .NIA | UnitedHealth Group Incorporated | Ownership | 98.710 | UnitedHealth Group Incorporated | | |
| | | .00000 | 35-2456267 | | | | FMG Holdings, LLC | .DE | .NIA | Hygeia Corporation | Ownership | 1.290 | UnitedHealth Group Incorporated | | |
| | | .00000 | 86-0908902 | | | | For Health of Arizona, Inc. | .AZ | .NIA | For Health, Inc. | Ownership | 100.000 | UnitedHealth Group Incorporated | | |
| | | .00000 | 33-0766617 | | | | For Health, Inc. | .DE | .NIA | Inspiris, Inc. | Ownership | 100.000 | UnitedHealth Group Incorporated | | |
| | | .00000 | 77-0368346 | | | | Fort Worth Endoscopy Centers, LLC | .TX | .NIA | THR-SCA Holdings, LLC | Influence | 51.000 | UnitedHealth Group Incorporated | | .5 |
| | | .00000 | 86-0901608 | | | | Fortified Provider Network, Inc | .AZ | .NIA | Equian Buyer Corp. | Ownership | 100.000 | UnitedHealth Group Incorporated | | |
| | | .00000 | 27-0695411 | | | | Fortify Technologies, LLC | .MN | .NIA | Savvysherpa, LLC | Ownership | 100.000 | UnitedHealth Group Incorporated | | |
| | | .00000 | | | | | Foundation Financial Services, Inc. | .NV | .NIA | USHEALTH Group, Inc. | Influence | 100.000 | UnitedHealth Group Incorporated | | .5 |
| | | .00000 | 20-3412606 | | | | Franklin Surgical Center, LLC | .NJ | .NIA | SCA-Franklin, LLC | Ownership | 52.640 | UnitedHealth Group Incorporated | | .2 |
| | | .00000 | 82-3453993 | | | | Freeway Surgicenter of Houston, LLC | .TX | .NIA | SCA-Freeway Holdings, LLC | Ownership | 59.320 | UnitedHealth Group Incorporated | | .2 |
| | | .00000 | 98-1172769 | | | | Frontier Medex Tanzania Limited | .TZA | .NIA | UnitedHealthcare Global Medical (UK) Limited | Ownership | 99.000 | UnitedHealth Group Incorporated | | .2 |
| | | .00000 | 68-0679514 | | | | FrontierMEDEX (RMS), Inc. | .DE | .NIA | FMG Holdings, LLC | Ownership | 100.000 | UnitedHealth Group Incorporated | | |

STATEMENT AS OF SEPTEMBER 30, 2019 OF THE UnitedHealthcare Plan of the River Valley, Inc.

SCHEDULE Y
PART 1A - DETAIL OF INSURANCE HOLDING COMPANY SYSTEM

| 1 | 2 | 3 | 4 | 5 | 6 | 7 | 8 | 9 | 10 | 11 | 12 | 13 | 14 | 15 | 16 |
|------------|---------------------------------|-------------------|------------|--------------|-----|--|--|----------------------|----------------------------------|--|--|--|--|----------------------------------|----|
| Group Code | Group Name | NAIC Company Code | ID Number | Federal RSSD | CIK | Name of Securities Exchange if Publicly Traded (U.S. or International) | Names of Parent, Subsidiaries Or Affiliates | Domiciliary Location | Relationship to Reporting Entity | Directly Controlled by (Name of Entity/Person) | Type of Control (Ownership, Board, Management, Attorney-in-Fact, Influence, Other) | If Control is Ownership Provide Percentage | Ultimate Controlling Entity(ies)/Person(s) | Is an SCA Filing Required? (Y/N) | * |
| | | .00000 | 45-5339512 | | | | FrontierMEDEX Government Services, LLC | DE | NIA | FMG Holdings, LLC | Ownership | 100.000 | UnitedHealth Group Incorporated | | |
| | | .00000 | 98-1147103 | | | | FrontierMEDEX Kenya Limited | KEN | NIA | UnitedHealthcare Global Medical (UK) Limited | Ownership | 99.900 | UnitedHealth Group Incorporated | | |
| | | .00000 | 98-1147103 | | | | FrontierMEDEX Kenya Limited | KEN | NIA | UnitedHealthcare International I B.V. UnitedHealthcare Global Medical (UK) Limited | Ownership | 0.100 | UnitedHealth Group Incorporated | | |
| | | .00000 | 98-1101521 | | | | FrontierMEDEX Limited | IRQ | NIA | FrontierMEDEX Limited | Ownership | 100.000 | UnitedHealth Group Incorporated | | |
| | | .00000 | 33-1219808 | | | | FrontierMEDEX US, Inc. | DE | NIA | FMG Holdings, LLC | Ownership | 100.000 | UnitedHealth Group Incorporated | | |
| | | .00000 | 52-2230470 | | | | FrontierMEDEX, Inc. | IN | NIA | FrontierMEDEX US, Inc. | Ownership | 100.000 | UnitedHealth Group Incorporated | | |
| | | .00000 | | | | | Fundación Barmédica | CHL | NIA | Barmédica S.A. | Ownership | 100.000 | UnitedHealth Group Incorporated | | |
| | | .00000 | 63-0833765 | | | | Gadsden Surgery Center, LLC | DE | NIA | SC Affiliates, LLC | Ownership | 100.000 | UnitedHealth Group Incorporated | | |
| | | .00000 | 62-1488653 | | | | Gadsden Surgery Center, Ltd. | AL | NIA | Gadsden Surgery Center, LLC | Ownership | 58.500 | UnitedHealth Group Incorporated | | 2 |
| | | .00000 | 62-1600268 | | | | Gainesville Surgery Center, L.P. | TN | NIA | SCA-Northeast Georgia Health, LLC | Ownership | 87.000 | UnitedHealth Group Incorporated | | 2 |
| | | .00000 | | | | | Gainesville Surgery Properties, LLC | DE | NIA | Gainesville Surgery Center, L.P. | Ownership | 100.000 | UnitedHealth Group Incorporated | | |
| | | .00000 | 27-0556097 | | | | Genoa Healthcare LLC | PA | NIA | Specialized Pharmaceuticals, Inc. | Ownership | 100.000 | UnitedHealth Group Incorporated | | |
| | | .00000 | 47-3851949 | | | | Genoa Healthcare, Inc. | DE | NIA | OptumRx Holdings, LLC | Ownership | 100.000 | UnitedHealth Group Incorporated | | |
| | | .00000 | 20-5009764 | | | | Genoa of Arkansas, LLC | AR | NIA | Genoa Healthcare LLC | Ownership | 100.000 | UnitedHealth Group Incorporated | | |
| | | .00000 | | | | | Genoa Technology (Canada) Inc. | CAN | NIA | Genoa Technology, Inc. | Ownership | 100.000 | UnitedHealth Group Incorporated | | |
| | | .00000 | 38-4034308 | | | | Genoa Technology, Inc. | DE | NIA | Genoa Healthcare LLC | Ownership | 100.000 | UnitedHealth Group Incorporated | | |
| | | .00000 | 45-3010132 | | | | Genoa Telepsychiatry, Inc. | DE | NIA | Genoa Healthcare LLC | Ownership | 100.000 | UnitedHealth Group Incorporated | | |
| | | .00000 | 81-4703295 | | | | Genoa, QoL Wholesale, LLC | DE | NIA | Genoa Healthcare LLC | Ownership | 100.000 | UnitedHealth Group Incorporated | | |
| | | .00000 | 37-0920164 | | | | getHealthinsurance.com Agency Inc. | IN | NIA | Golden Rule Financial Corporation | Ownership | 100.000 | UnitedHealth Group Incorporated | | |
| | | .00000 | 65-1025514 | | | | Gladiolus Surgery Center, L.L.C. | FL | NIA | SCA-Gladiolus, LLC | Ownership | 100.000 | UnitedHealth Group Incorporated | | |
| | | .00000 | 47-3495605 | | | | GLBESC, LLC | DE | NIA | Beach Surgical Holdings LLC | Influence | 51.280 | UnitedHealth Group Incorporated | | 5 |
| | | .00000 | 33-0595220 | | | | Glenwood Surgical Center, L.P. | CA | NIA | Glenwood-SC, Inc. | Ownership | 56.730 | UnitedHealth Group Incorporated | | 2 |
| | | .00000 | 62-1601450 | | | | Glenwood-SC, Inc. | TN | NIA | SC Affiliates, LLC | Ownership | 100.000 | UnitedHealth Group Incorporated | | |
| | | .00000 | 20-3420886 | | | | Golden Outlook, Inc. | CA | NIA | Golden Rule Financial Corporation | Ownership | 100.000 | UnitedHealth Group Incorporated | | |
| | | .00000 | 37-0855360 | | | | Golden Rule Financial Corporation | DE | NIA | UnitedHealth Group Incorporated | Ownership | 100.000 | UnitedHealth Group Incorporated | | |
| .0707 | UnitedHealth Group Incorporated | .62286 | 37-6028756 | 3057283 | | | Golden Rule Insurance Company | IN | IA | Golden Rule Financial Corporation | Ownership | 100.000 | UnitedHealth Group Incorporated | | |
| | | .00000 | 33-0529450 | | | | Golden Triangle Surgicenter, L.P. | CA | NIA | Surgery Centers-West Holdings, LLC | Ownership | 72.000 | UnitedHealth Group Incorporated | | 2 |
| | | .00000 | 52-1597483 | | | | Grandview Surgery Center, LTD. | PA | NIA | Camp Hill Ambulatory Centers | Influence | 41.993 | UnitedHealth Group Incorporated | | 5 |
| | | .00000 | 93-1237063 | | | | GRANTS PASS SURGERY CENTER, LLC | OR | NIA | SCA-GRANTS PASS, LLC | Ownership | 51.000 | UnitedHealth Group Incorporated | | 2 |
| | | .00000 | | | | | Grapevine Finance LLC | DE | NIA | HealthMarkets, LLC | Ownership | 100.000 | UnitedHealth Group Incorporated | | |
| | | .00000 | | | | | Greater Hartford ASC, LLC | CT | NIA | SCA-Palm Beach MSO Holdings, LLC | Ownership | 100.000 | UnitedHealth Group Incorporated | | |
| | | .00000 | 27-2337725 | | | | Greater Phoenix Collaborative Care, P.C. | AZ | NIA | Physician(s) owned | Influence | 0.000 | UnitedHealth Group Incorporated | | 4 |
| | | .00000 | 36-4053840 | | | | Greensboro Specialty Surgery Center, LLC | NC | NIA | NSC Greensboro West, LLC | Influence | 50.100 | UnitedHealth Group Incorporated | | 5 |
| | | .00000 | 74-2411643 | | | | Greenville Surgery Center, LLC | TX | NIA | THR-SCA Holdings, LLC | Influence | 61.500 | UnitedHealth Group Incorporated | | 5 |
| | | .00000 | 33-0749339 | | | | Grossmont Surgery Center, L.P. | CA | NIA | Medical Surgical Centers of America, Inc. | Influence | 33.280 | UnitedHealth Group Incorporated | | 5 |
| | | .00000 | 33-0749339 | | | | Grossmont Surgery Center, L.P. | CA | NIA | SunSurgery, LLC | Influence | 1.000 | UnitedHealth Group Incorporated | | 5 |
| | | .00000 | 01-0619096 | | | | Grove Place Surgery Center, L.L.C. | FL | NIA | SCA-Grove Place, LLC | Ownership | 70.710 | UnitedHealth Group Incorporated | | 2 |
| | | .00000 | 98-0213198 | | | | H&W Indemnity (SPC), Ltd. | CYM | NIA | UnitedHealth Group Incorporated | Ownership | 100.000 | UnitedHealth Group Incorporated | | |
| | | .00000 | 26-1227494 | | | | H.I. Investments Holding Company, LLC | DE | NIA | Health Inventures, LLC | Ownership | 100.000 | UnitedHealth Group Incorporated | | |
| .0707 | UnitedHealth Group Incorporated | .79480 | 35-1279304 | | | | Harken Health Insurance Company | WI | IA | UnitedHealthcare, Inc. | Ownership | 100.000 | UnitedHealth Group Incorporated | | |
| | | .00000 | 58-2065044 | | | | Hawthorn Place Outpatient Surgery Center, L.P. | GA | NIA | SHC Hawthorn, Inc. | Influence | 38.000 | UnitedHealth Group Incorporated | | 5 |
| | | .00000 | 27-4579547 | | | | Hays Surgery Center, LLC | TX | NIA | SCA Hays Holdings, LLC | Influence | 27.900 | UnitedHealth Group Incorporated | | 5 |
| | | .00000 | | | | | hCentive Technology India Private Limited | IND | NIA | hCentive, Inc. | Ownership | 9.999 | UnitedHealth Group Incorporated | | 2 |
| | | .00000 | | | | | hCentive Technology India Private Limited | IND | NIA | UnitedHealth International, Inc. | Ownership | 0.001 | UnitedHealth Group Incorporated | | 2 |
| | | .00000 | 27-0549481 | | | | hCentive, Inc. | DE | NIA | Optum Government Solutions, Inc. | Ownership | 100.000 | UnitedHealth Group Incorporated | | |
| | | .00000 | 45-3007213 | | | | HCP ACO California, LLC | CA | NIA | OptumCare ACO Holdings, LLC | Ownership | 100.000 | UnitedHealth Group Incorporated | | |
| | | .00000 | 45-3007484 | | | | HCP ACO Nevada, LLC | NV | NIA | OptumCare ACO Holdings, LLC | Ownership | 100.000 | UnitedHealth Group Incorporated | | |
| | | .00000 | | | | | Health Care-ONE Agency, Inc. | CA | NIA | USHEALTH Career Agency, Inc. | Ownership | 50.000 | UnitedHealth Group Incorporated | | 2 |
| | | .00000 | 20-5944768 | | | | Health Inventures Employment Solutions, LLC | DE | NIA | Health Inventures, LLC | Ownership | 100.000 | UnitedHealth Group Incorporated | | |
| | | .00000 | 04-3723090 | | | | Health Inventures, LLC | DE | NIA | SC Affiliates, LLC | Ownership | 100.000 | UnitedHealth Group Incorporated | | |
| | | .00000 | 98-0153069 | | | | Health Net Services (Cayman) PIC | CYM | NIA | H&W Indemnity (SPC), Ltd. | Ownership | 100.000 | UnitedHealth Group Incorporated | | |

STATEMENT AS OF SEPTEMBER 30, 2019 OF THE UnitedHealthcare Plan of the River Valley, Inc.

SCHEDULE Y
PART 1A - DETAIL OF INSURANCE HOLDING COMPANY SYSTEM

| 1 | 2 | 3 | 4 | 5 | 6 | 7 | 8 | 9 | 10 | 11 | 12 | 13 | 14 | 15 | 16 |
|------------|---------------------------------|-------------------|------------|--------------|-----|--|---|-----------------------|-----------------------------------|---|--|--|--|-----------------------------------|----|
| Group Code | Group Name | NAIC Company Code | ID Number | Federal RSSD | CIK | Name of Securities Exchange if Publicly Traded (U.S. or International) | Names of Parent, Subsidiaries Or Affiliates | Domi-ciliary Location | Relation-ship to Reporting Entity | Directly Controlled by (Name of Entity/Person) | Type of Control (Ownership, Board, Management, Attorney-in-Fact, Influence, Other) | If Control is Ownership Provide Percentage | Ultimate Controlling Entity(ies)/Person(s) | Is an SCA Filing Re-quired? (Y/N) | * |
| .0707 | UnitedHealth Group Incorporated | .96342 | 88-0201035 | | | | Health Plan of Nevada, Inc. | NV | IA | Sierra Health Services, Inc. | Ownership | 100.000 | UnitedHealth Group Incorporated | | |
| | | .00000 | 95-4763349 | | | | HealthAllies, Inc. | DE | NIA | OptumHealth Holdings, LLC | Ownership | 100.000 | UnitedHealth Group Incorporated | | |
| | | .00000 | 95-4526112 | | | | HealthCare Partners Affiliates Medical Group | CA | NIA | Physician(s) owned | Influence | 0.000 | UnitedHealth Group Incorporated | | 4 |
| | | .00000 | 95-4628842 | | | | HealthCare Partners ASC-LB, LLC | CA | NIA | OptumCare Management, LLC | Ownership | 99.000 | UnitedHealth Group Incorporated | | 2 |
| | | .00000 | 45-5273760 | | | | HealthCare Partners Associates Medical Group, P.C. | CA | NIA | Physician(s) owned | Influence | 0.000 | UnitedHealth Group Incorporated | | 4 |
| | | .00000 | 47-5274363 | | | | HealthCare Partners Management Services California, LLC | CA | NIA | OptumCare Management, LLC | Ownership | 100.000 | UnitedHealth Group Incorporated | | |
| | | .00000 | 95-4340584 | | | | HealthCare Partners Medical Group, P.C. | CA | NIA | Physician(s) owned | Influence | 0.000 | UnitedHealth Group Incorporated | | 4 |
| | | .00000 | 46-5349193 | | | | Healthcare Partners Plan of Nevada, Inc. | NV | NIA | OptumCare Holdings, LLC | Ownership | 100.000 | UnitedHealth Group Incorporated | | |
| | | .00000 | 81-1080535 | | | | HealthCare Partners RE, LLC | DE | NIA | OptumCare Holdings, LLC | Ownership | 100.000 | UnitedHealth Group Incorporated | | |
| | | .00000 | 77-0693060 | | | | Healthcare Solutions, Inc. | DE | NIA | OptumRx Administrative Services, LLC | Ownership | 100.000 | UnitedHealth Group Incorporated | | |
| | | .00000 | 20-3349887 | | | | HealthEast Surgery Center-Maplewood, LLC | MIN | NIA | H.I. Investments Holding Company, LLC | Influence | 25.100 | UnitedHealth Group Incorporated | | 5 |
| | | .00000 | 47-2570595 | | | | HealthFirst IPA, Inc. | CO | NIA | New West Physicians, Inc. | Ownership | 100.000 | UnitedHealth Group Incorporated | | |
| | | .00000 | 27-0277771 | | | | HealthMarkets Group, Inc. | DE | NIA | HealthMarkets, LLC | Ownership | 100.000 | UnitedHealth Group Incorporated | | |
| | | .00000 | 81-3774112 | | | | HealthMarkets Insurance Agency, Inc. | DE | NIA | HealthMarkets Group, Inc. | Ownership | 100.000 | UnitedHealth Group Incorporated | | |
| | | .00000 | 46-1131431 | | | | HealthMarkets NewCo, Inc. | DE | NIA | HealthMarkets, Inc. | Ownership | 100.000 | UnitedHealth Group Incorporated | | |
| | | .00000 | 75-2044750 | 4346649 | | | HealthMarkets Services, Inc. | DE | NIA | HealthMarkets Group, Inc. | Ownership | 100.000 | UnitedHealth Group Incorporated | | |
| | | .00000 | 71-0847266 | | | | HealthMarkets, Inc. | DE | NIA | Golden Rule Financial Corporation | Ownership | 100.000 | UnitedHealth Group Incorporated | | |
| | | .00000 | 47-1409110 | | | | HealthMarkets, LLC | DE | NIA | HealthMarkets, Inc. | Ownership | 100.000 | UnitedHealth Group Incorporated | | |
| | | .00000 | 83-2722254 | | | | HealthSCOPE Benefits, Inc. | DE | NIA | HealthSCOPE Holdings, Inc. | Ownership | 100.000 | UnitedHealth Group Incorporated | | |
| | | .00000 | 98-1443161 | | | | HealthSCOPE Holdings, Inc. | DE | NIA | UMR, Inc. | Ownership | 100.000 | UnitedHealth Group Incorporated | | |
| | | .00000 | 98-2722254 | | | | Heartland Heart and Vascular, LLC | DE | NIA | SCA Heartland Holdings, LLC | Ownership | 80.000 | UnitedHealth Group Incorporated | | 2 |
| | | .00000 | 98-1443161 | | | | Help S.A. | CHL | NIA | Banmedica S.A. | Ownership | 100.000 | UnitedHealth Group Incorporated | | |
| | | .00000 | | | | | Help Service S.A. | CHL | NIA | Banmedica S.A. | Ownership | 100.000 | UnitedHealth Group Incorporated | | |
| | | .00000 | | | | | Hemonefro – Hemodiálise e Nefrologia Ltda | BRA | NIA | Esho – Empresa de Serviços Hospitalares S.A. | Influence | 28.500 | UnitedHealth Group Incorporated | | 5 |
| | | .00000 | 46-5291602 | | | | HFHS-SCA Holdings, LLC | MI | NIA | SC Affiliates, LLC | Influence | 49.000 | UnitedHealth Group Incorporated | | 5 |
| | | .00000 | 84-1472832 | | | | Highlands Ranch Healthcare, LLC | CO | NIA | Urgent Care MSO, LLC | Ownership | 100.000 | UnitedHealth Group Incorporated | | |
| | | .00000 | | | | | HMI NewCo, LLC | DE | NIA | HealthMarkets NewCo, Inc. | Ownership | 100.000 | UnitedHealth Group Incorporated | | |
| | | .00000 | 98-1452260 | | | | Home Medical S.A. | CHL | NIA | Help S.A. | Ownership | 99.998 | UnitedHealth Group Incorporated | | |
| | | .00000 | 98-1452260 | | | | Home Medical S.A. | CHL | NIA | Saden S.A. | Ownership | 0.002 | UnitedHealth Group Incorporated | | |
| | | .00000 | | | | | Homecare Dimensions of Florida, Inc. | TX | NIA | WellMed Networks, Inc. | Influence | 0.000 | UnitedHealth Group Incorporated | | 5 |
| | | .00000 | | | | | Homecare Dimensions, Inc. | TX | NIA | WellMed Networks, Inc. | Influence | 0.000 | UnitedHealth Group Incorporated | | 5 |
| | | .00000 | 20-8910978 | | | | Hospice Inspiris Holdings, Inc. | TN | NIA | Inspiris, Inc. | Ownership | 100.000 | UnitedHealth Group Incorporated | | |
| | | .00000 | 98-1286038 | | | | Hospitais Associados de Pernambuco Ltda. | BRA | NIA | Esho – Empresa de Serviços Hospitalares S.A. | Ownership | 100.000 | UnitedHealth Group Incorporated | | |
| | | .00000 | 98-1286038 | | | | Hospitais Associados de Pernambuco Ltda. | BRA | NIA | Hospital Alvorada de Taguatinga Ltda. | Ownership | 0.000 | UnitedHealth Group Incorporated | | |
| | | .00000 | | | | | Hospital Alvorada de Taguatinga Ltda. | BRA | NIA | Amil Assistência Médica Internacional S.A. | Ownership | 83.870 | UnitedHealth Group Incorporated | | 2 |
| | | .00000 | | | | | Hospital Alvorada de Taguatinga Ltda. | BRA | NIA | Bosque Medical Center Ltda. | Ownership | 8.620 | UnitedHealth Group Incorporated | | 2 |
| | | .00000 | | | | | Hospital Alvorada de Taguatinga Ltda. | BRA | NIA | Esho – Empresa de Serviços Hospitalares S.A. | Ownership | 7.490 | UnitedHealth Group Incorporated | | 2 |
| | | .00000 | 98-1389272 | | | | Hospital Ana Costa S.A. | BRA | NIA | Piano de Saúde Ana Costa Ltda. | Ownership | 99.700 | UnitedHealth Group Incorporated | | 2 |
| | | .00000 | 98-1389272 | | | | Hospital Ana Costa S.A. | BRA | NIA | Hospital Alvorada de Taguatinga Ltda. | Ownership | 0.204 | UnitedHealth Group Incorporated | | 2 |
| | | .00000 | | | | | Hospital de Clínicas de Jacarepaguá Ltda. | BRA | NIA | Esho – Empresa de Serviços Hospitalares S.A. | Ownership | 100.000 | UnitedHealth Group Incorporated | | |
| | | .00000 | 98-1310065 | | | | Hospital de Clínicas de Jacarepaguá Ltda. | BRA | NIA | Cemed Care – Empresa de Atendimento Clínico Geral Ltda. | Ownership | 0.000 | UnitedHealth Group Incorporated | | |
| | | .00000 | 98-132673 | | | | Hospital Santa Helena S.A. | BRA | NIA | EIual Participações S.A. | Ownership | 65.210 | UnitedHealth Group Incorporated | | 2 |
| | | .00000 | 98-1332673 | | | | Hospital Santa Helena S.A. | BRA | NIA | Esho – Empresa de Serviços Hospitalares S.A. | Ownership | 33.600 | UnitedHealth Group Incorporated | | 2 |
| | | .00000 | 26-2912304 | | | | Humedica, Inc. | DE | NIA | United HealthCare Services, Inc. | Ownership | 100.000 | UnitedHealth Group Incorporated | | |

STATEMENT AS OF SEPTEMBER 30, 2019 OF THE UnitedHealthcare Plan of the River Valley, Inc.

SCHEDULE Y
PART 1A - DETAIL OF INSURANCE HOLDING COMPANY SYSTEM

| 1 | 2 | 3 | 4 | 5 | 6 | 7 | 8 | 9 | 10 | 11 | 12 | 13 | 14 | 15 | 16 |
|------------|------------|-------------------|------------|--------------|-----|--|---|----------------------|----------------------------------|--|--|--|--|----------------------------------|----|
| Group Code | Group Name | NAIC Company Code | ID Number | Federal RSSD | CIK | Name of Securities Exchange if Publicly Traded (U.S. or International) | Names of Parent, Subsidiaries Or Affiliates | Domiciliary Location | Relationship to Reporting Entity | Directly Controlled by (Name of Entity/Person) | Type of Control (Ownership, Board, Management, Attorney-in-Fact, Influence, Other) | If Control is Ownership Provide Percentage | Ultimate Controlling Entity(ies)/Person(s) | Is an SCA Filing Required? (Y/N) | * |
| | | .0000 | 36-431825 | | | | Hygeia Corporation | DE | NIA | UnitedHealth International, Inc. | Ownership | 100.000 | UnitedHealth Group Incorporated | | |
| | | .0000 | 98-1106075 | | | | Hygeia Corporation (Ontario) | CAN | NIA | UnitedHealth Group International Holdings I Inc. | Ownership | 100.000 | UnitedHealth Group Incorporated | | |
| | | .0000 | 82-1341098 | | | | Illinois Independent Care Network | DE | NIA | Surgical Care Affiliates, LLC | Ownership | 100.000 | UnitedHealth Group Incorporated | | |
| | | .0000 | 98-1122694 | | | | Imed Star – Serviços de Desempenho Organizacional Ltda. | BRA | NIA | Optum Health & Technology Serviços do Brasil Ltda. | Ownership | 100.000 | UnitedHealth Group Incorporated | | |
| | | .0000 | 98-1122694 | | | | Imed Star – Serviços de Desempenho Organizacional Ltda. | BRA | NIA | UHG Brasil Participações S.A. | Ownership | 0.000 | UnitedHealth Group Incorporated | | |
| | | .0000 | 20-4351923 | | | | Impel Consulting Experts, L.L.C. | TX | NIA | Impel Management Services, L.L.C. | Ownership | 100.000 | UnitedHealth Group Incorporated | | |
| | | .0000 | 75-2574317 | | | | Impel Management Services, L.L.C. | TX | NIA | USMD Holdings, Inc. | Ownership | 100.000 | UnitedHealth Group Incorporated | | |
| | | .0000 | 27-3296953 | | | | IN Style OPTICAL, LLC | MA | NIA | Physician(s) owned | Influence | 0.000 | UnitedHealth Group Incorporated | | 4 |
| | | .0000 | 62-1484043 | | | | Indian River Surgery Center, Ltd. | FL | NIA | Endoscopy Center Affiliates, Inc. | Influence | 0.010 | UnitedHealth Group Incorporated | | 5 |
| | | .0000 | 26-0711388 | | | | Indian River Surgery Properties, LLC | FL | NIA | Surgery Center of Vero Beach, Inc. | Ownership | 100.000 | UnitedHealth Group Incorporated | | |
| | | .0000 | 45-4132005 | | | | Indiana Care Organization, LLC | IN | NIA | AHN Target Holdings, LLC | Ownership | 100.000 | UnitedHealth Group Incorporated | | |
| | | .0000 | 62-1641102 | | | | Ingram & Associates, LLC | TN | NIA | Optum360, LLC | Ownership | 100.000 | UnitedHealth Group Incorporated | | |
| | | .0000 | 33-0618077 | | | | Inland Faculty Medical Group, Inc. | CA | NIA | NAHM Medical Group Holdings, Inc. | Influence | 0.000 | UnitedHealth Group Incorporated | | 5 |
| | | .0000 | 33-0018673 | | | | Inland Surgery Center, L.P. | CA | NIA | Redlands Ambulatory Surgery Center | Influence | 51.000 | UnitedHealth Group Incorporated | | 5 |
| | | .0000 | | | | | Immobiliaria Apoquindo 3001 S.A. | CHL | NIA | Immobiliaria Apoquindo S.A. | Ownership | 99.999 | UnitedHealth Group Incorporated | | |
| | | .0000 | | | | | Immobiliaria Apoquindo 3001 S.A. | CHL | NIA | Vida Tres Internacional S.A. | Ownership | 0.001 | UnitedHealth Group Incorporated | | |
| | | .0000 | 98-1458683 | | | | Immobiliaria Apoquindo 3600 Ltda. | CHL | NIA | Banmedica S.A. | Ownership | 99.700 | UnitedHealth Group Incorporated | | |
| | | .0000 | 98-1458683 | | | | Immobiliaria Apoquindo 3600 Ltda. | CHL | NIA | Immobiliaria Apoquindo 3001 S.A. | Ownership | 0.300 | UnitedHealth Group Incorporated | | |
| | | .0000 | 98-1443174 | | | | Immobiliaria Apoquindo S.A. | CHL | NIA | Banmedica S.A. | Ownership | 100.000 | UnitedHealth Group Incorporated | | |
| | | .0000 | 98-1458682 | | | | Immobiliaria Clínica Santa María S.A. | CHL | NIA | Banmedica S.A. | Ownership | 99.433 | UnitedHealth Group Incorporated | | 2 |
| | | .0000 | 98-1454653 | | | | Immobiliaria e Inversiones Alameda S.A. | CHL | NIA | Banmedica S.A. | Ownership | 99.980 | UnitedHealth Group Incorporated | | |
| | | .0000 | 98-1454653 | | | | Immobiliaria e Inversiones Alameda S.A. | CHL | NIA | Saden S.A. | Ownership | 0.020 | UnitedHealth Group Incorporated | | |
| | | .0000 | 98-1460922 | | | | Immobiliaria Viñamed Ltda. | CHL | NIA | Administradora Médica Centromed S.A. | Ownership | 99.900 | UnitedHealth Group Incorporated | | 2 |
| | | .0000 | 47-5640889 | | | | INO8 Surgical at Memorial City, LLC | TX | NIA | Memorial City Partners, LLC | Ownership | 100.000 | UnitedHealth Group Incorporated | | |
| | | .0000 | 88-0482274 | | | | inPharmative, Inc. | NV | NIA | OptumRx Health Solutions, LLC | Ownership | 100.000 | UnitedHealth Group Incorporated | | |
| | | .0000 | | | | | Inspiris Medical Services of New Jersey, P.C. | NJ | NIA | Physician(s) owned | Influence | 0.000 | UnitedHealth Group Incorporated | | 4 |
| | | .0000 | 45-2563134 | | | | INSPIRIS of Michigan Medical Services, P.C. | MI | NIA | Physician(s) owned | Influence | 0.000 | UnitedHealth Group Incorporated | | 4 |
| | | .0000 | 27-1561674 | | | | INSPIRIS of New York IPA, Inc. | NY | NIA | Inspiris, Inc. | Ownership | 100.000 | UnitedHealth Group Incorporated | | |
| | | .0000 | 13-4138668 | | | | INSPIRIS of New York Management, Inc. | NY | NIA | Inspiris, Inc. | Ownership | 100.000 | UnitedHealth Group Incorporated | | |
| | | .0000 | 13-4138665 | | | | INSPIRIS of New York Medical Services, P.C. | NY | NIA | Physician(s) owned | Influence | 0.000 | UnitedHealth Group Incorporated | | 4 |
| | | .0000 | 26-2895670 | | | | INSPIRIS of Pennsylvania Medical Services, P.C. | PA | NIA | Physician(s) owned | Influence | 0.000 | UnitedHealth Group Incorporated | | 4 |
| | | .0000 | 26-2895572 | | | | INSPIRIS of Texas Physician Group | TX | NIA | Optum Care Services Company | Ownership | 100.000 | UnitedHealth Group Incorporated | | |
| | | .0000 | 33-0766366 | | | | Inspiris, Inc. | DE | NIA | Collaborative Care Holdings, LLC | Ownership | 100.000 | UnitedHealth Group Incorporated | | |
| | | .0000 | | | | | Instituto do Radium de Campinas Ltda | BRA | NIA | COI – Clínicas Oncológicas Integradas S.A. | Ownership | 99.990 | UnitedHealth Group Incorporated | | |
| | | .0000 | | | | | Instituto do Radium de Campinas Ltda | BRA | NIA | Esho – Empresa de Serviços Hospitalares S.A. | Ownership | 0.010 | UnitedHealth Group Incorporated | | |
| | | .0000 | 98-1452273 | | | | Inversiones Clínicas Santa María S.A. | CHL | NIA | Banmedica S.A. | Ownership | 100.000 | UnitedHealth Group Incorporated | | |
| | | .0000 | 98-1448096 | | | | Isapre Banmedica S.A. | CHL | IA | Banmedica S.A. | Ownership | 100.000 | UnitedHealth Group Incorporated | | |
| | | .0000 | | | | | Isapre Vida Tres S.A. | CHL | IA | Banmedica S.A. | Ownership | 100.000 | UnitedHealth Group Incorporated | | |
| | | .0000 | 20-5337793 | | | | Johnston Surgicare, L.P. | RI | NIA | Blackstone Valley Surgicare GP, LLC | Ownership | 99.000 | UnitedHealth Group Incorporated | | |
| | | .0000 | 20-5337793 | | | | Johnston Surgicare, L.P. | RI | NIA | Surgery Center Holding, LLC | Ownership | 1.000 | UnitedHealth Group Incorporated | | |
| | | .0000 | 74-2544709 | | | | Joliet Surgery Center Limited Partnership | IL | NIA | Surgicare of Joliet, Inc. | Ownership | 55.030 | UnitedHealth Group Incorporated | | 2 |
| | | .0000 | 98-1456202 | | | | Laboratorio ROE S.A. | PER | NIA | Pacifico S.A. Entidad Prestadora de Salud | Ownership | 99.990 | UnitedHealth Group Incorporated | | 1 |
| | | .0000 | | | | | Laboratorios Médicos Amed Quilpué S.A. | CHL | NIA | Centromed Quilpué S.A. | Ownership | 99.900 | UnitedHealth Group Incorporated | | |
| | | .0000 | | | | | Laboratorios Médicos Amed Quilpué S.A. | CHL | NIA | Servicios Médicos Amed Quilpué S.A. | Ownership | 0.100 | UnitedHealth Group Incorporated | | |
| | | .0000 | 61-1028180 | | | | Lexington Surgery Center, Ltd. | KY | NIA | Surgery Center of Lexington, LLC | Influence | 73.000 | UnitedHealth Group Incorporated | | 5 |
| | | .0000 | 36-3468942 | | | | LGH-A/GOLF ASTC, L.L.C. | IL | NIA | Advocate-SCA Partners, LLC | Influence | 36.950 | UnitedHealth Group Incorporated | | 5 |
| | | .0000 | 81-4465348 | | | | Liberty Anesthesia Services, LLC | IL | NIA | SCA-Winchester, LLC | Influence | 0.250 | UnitedHealth Group Incorporated | | 5 |

STATEMENT AS OF SEPTEMBER 30, 2019 OF THE UnitedHealthcare Plan of the River Valley, Inc.

SCHEDULE Y
PART 1A - DETAIL OF INSURANCE HOLDING COMPANY SYSTEM

| 1 | 2 | 3 | 4 | 5 | 6 | 7 | 8 | 9 | 10 | 11 | 12 | 13 | 14 | 15 | 16 |
|------------|---------------------------------|-------------------|---|--------------|-----|--|--|----------------------|----------------------------------|--|--|--|--|----------------------------------|----|
| Group Code | Group Name | NAIC Company Code | ID Number | Federal RSSD | CIK | Name of Securities Exchange if Publicly Traded (U.S. or International) | Names of Parent, Subsidiaries Or Affiliates | Domiciliary Location | Relationship to Reporting Entity | Directly Controlled by (Name of Entity/Person) | Type of Control (Ownership, Board, Management, Attorney-in-Fact, Influence, Other) | If Control is Ownership Provide Percentage | Ultimate Controlling Entity(ies)/Person(s) | Is an SCA Filing Required? (Y/N) | * |
| | | .0000 | | | | | Life Styles Marketing Group, Inc. | DE | NIA | USHEALTH Career Agency, Inc. | Ownership | 100.000 | UnitedHealth Group Incorporated | | |
| | | .0000 | 32-0409538 | | | | Lifeprint Accountable Care Organization, LLC | DE | NIA | Collaborative Care Holdings, LLC | Ownership | 100.000 | UnitedHealth Group Incorporated | | |
| | | .0000 | 45-3143218 | | | | Lifeprint East, Inc. | DE | NIA | Collaborative Care Holdings, LLC | Ownership | 100.000 | UnitedHealth Group Incorporated | | |
| | | .0000 | 27-2309024 | | | | LifePrint Health, Inc. | DE | NIA | Collaborative Care Holdings, LLC | Ownership | 100.000 | UnitedHealth Group Incorporated | | |
| | | .0000 | 58-2305878 | | | | Lifelwell Ltd. Co. | GA | NIA | HealthScope Benefits, Inc. | Ownership | 100.000 | UnitedHealth Group Incorporated | | |
| | | .0000 | 39-1974851 | | | | Logistics Health, Inc. | WI | NIA | OptumHealth Holdings, LLC | Ownership | 100.000 | UnitedHealth Group Incorporated | | |
| | | .0000 | 98-1337963 | | | | Lotten-Eyes Oftalmologia Clinica e Cirurgica Ltda. | BRA | NIA | Hospital Alvorada de Taguatinga Ltda. | Ownership | 99.990 | UnitedHealth Group Incorporated | | 2 |
| | | .0000 | 98-1337963 | | | | Lotten-Eyes Oftalmologia Clinica e Cirurgica Ltda. | BRA | NIA | Esho - Empresa de Serviços Hospitalares S.A. | Ownership | 0.000 | UnitedHealth Group Incorporated | | 2 |
| | | .0000 | 62-1179566 | | | | Louisville S.C. Ltd. | KY | NIA | Surgery Center of Louisville, LLC | Ownership | 59.400 | UnitedHealth Group Incorporated | | 2 |
| | | .0000 | 62-1179538 | | | | Louisville-SC Properties, Inc. | KY | NIA | SC Affiliates, LLC | Ownership | 100.000 | UnitedHealth Group Incorporated | | |
| | | .0000 | 36-4119519 | | | | Loyola Ambulatory Surgery Center at Oakbrook, Inc. | IL | NIA | ASC Network, LLC | Ownership | 100.000 | UnitedHealth Group Incorporated | | |
| | | .0000 | 36-4119522 | | | | Loyola Ambulatory Surgery Center at Oakbrook, L.P. | IL | NIA | Loyola Ambulatory Surgery Center at Oakbrook, Inc. | Influence | 45.000 | UnitedHealth Group Incorporated | | 5 |
| | | .0000 | 98-1137620 | | | | Lusiadas - Parcerias Cascais, S.A. | PRT | NIA | Lusiadas, SGPS, S.A. | Ownership | 100.000 | UnitedHealth Group Incorporated | | |
| | | .0000 | 98-1139095 | | | | Lusiadas A.C.E. | PRT | NIA | Lusiadas, SGPS, S.A. | Ownership | 55.000 | UnitedHealth Group Incorporated | | |
| | | .0000 | 98-1139095 | | | | Lusiadas A.C.E. | PRT | NIA | Lusiadas, S.A. | Ownership | 20.000 | UnitedHealth Group Incorporated | | |
| | | .0000 | 98-1139095 | | | | Lusiadas A.C.E. | PRT | NIA | CLISA - Clínica de Santo António, S.A. | Ownership | 10.000 | UnitedHealth Group Incorporated | | |
| | | .0000 | 98-1139095 | | | | Lusiadas A.C.E. | PRT | NIA | Lusiadas - Parcerias Cascais, S.A. | Ownership | 10.000 | UnitedHealth Group Incorporated | | |
| | | .0000 | 98-1139095 | | | | Lusiadas A.C.E. | PRT | NIA | Clínica Médico Cirúrgica de Santa Tecla, S.A. | Ownership | 5.000 | UnitedHealth Group Incorporated | | |
| | | .0000 | 98-1139089 | | | | Lusiadas, S.A. | PRT | NIA | Lusiadas, SGPS, S.A. | Ownership | 100.000 | UnitedHealth Group Incorporated | | |
| | | .0000 | 98-1138570 | | | | Lusiadas, SGPS, S.A. | PRT | NIA | AMIL International | Ownership | 100.000 | UnitedHealth Group Incorporated | | |
| .0707 | UnitedHealth Group Incorporated | .60321 | 52-1803283 | | | | MAMSI Life and Health Insurance Company | MD | IA | United HealthCare Services, Inc. | Ownership | 100.000 | UnitedHealth Group Incorporated | | |
| | | .0000 | 14-1782475 | | | | Managed Physical Network, Inc. | NY | NIA | OptumHealth Care Solutions, LLC | Ownership | 100.000 | UnitedHealth Group Incorporated | | |
| | | .0000 | 20-2880404 | | | | March Holdings, Inc. | CA | NIA | Specialty Benefits, LLC | Ownership | 7.353 | UnitedHealth Group Incorporated | | 2 |
| | | .0000 | 95-4874334 | | | | March Vision Care Group, Incorporated | CA | NIA | California Spring Holdings, PC | Influence | 0.000 | UnitedHealth Group Incorporated | | 5 |
| | | .0000 | 27-3115058 | | | | March Vision Care IPA, Inc. | NY | NIA | California Spring Holdings, PC | Influence | 0.000 | UnitedHealth Group Incorporated | | 5 |
| | | .0000 | 20-3042852 | | | | March Vision Care, Inc. | CA | NIA | March Holdings, Inc. | Ownership | 100.000 | UnitedHealth Group Incorporated | | |
| | | .0000 | 94-3377073 | | | | Marin Health Ventures, LLC | CA | NIA | Marin Specialty Surgery Center, LLC | Influence | 1.000 | UnitedHealth Group Incorporated | | 5 |
| | | .0000 | 26-2637247 | | | | Marin Specialty Surgery Center, LLC | CA | NIA | MGH/SCA, LLC | Influence | 51.000 | UnitedHealth Group Incorporated | | 5 |
| | | .0000 | 26-2601943 | | | | Marin Surgery Holdings, Inc. | DE | NIA | SC Affiliates, LLC | Ownership | 100.000 | UnitedHealth Group Incorporated | | |
| | | .0000 | 52-1401791 | | | | Maryland-SCA Centers, LLC | DE | NIA | SC Affiliates, LLC | Ownership | 100.000 | UnitedHealth Group Incorporated | | |
| | | .0000 | Massachusetts Assurance Company, Ltd. PIC | | | | Massachusetts Assurance Company, Ltd. PIC | CYM | NIA | H&W Indemnity (SPC), Ltd. | Ownership | 100.000 | UnitedHealth Group Incorporated | | |
| | | .0000 | 20-0815305 | | | | Massachusetts Avenue Surgery Center, LLC | MD | NIA | SCA-Bethesda, LLC | Ownership | 56.690 | UnitedHealth Group Incorporated | | 2 |
| | | .0000 | 43-1967820 | | | | MAT-RX DEVELOPMENT, L.L.C. | TX | NIA | WellMed Networks, Inc. | Influence | 0.000 | UnitedHealth Group Incorporated | | 5 |
| | | .0000 | 62-1600267 | | | | McKenzie Surgery Center, L.P. | TN | NIA | SCA-Eugene, Inc. | Influence | 0.270 | UnitedHealth Group Incorporated | | 5 |
| | | .0000 | 42-1741594 | | | | MD Ops, Inc. | CA | NIA | North American Medical Management California, Inc. | Ownership | 100.000 | UnitedHealth Group Incorporated | | |
| .0707 | UnitedHealth Group Incorporated | .96310 | 52-1169135 | | | | MD-Individual Practice Association, Inc. | MD | IA | United HealthCare Services, Inc. | Ownership | 100.000 | UnitedHealth Group Incorporated | | |
| | | .0000 | 83-1183650 | | | | ME AHS UC LLC | DE | NIA | Urgent Care MSO, LLC | Ownership | 70.000 | UnitedHealth Group Incorporated | | 2 |
| | | .0000 | 81-0936574 | | | | ME Urgent Care Nebraska, Inc. | NE | NIA | Physician(s) owned | Influence | 0.000 | UnitedHealth Group Incorporated | | 4 |
| | | .0000 | 98-1286220 | | | | Medalliance Net Ltda. | BRA | NIA | Optum Health & Technology Serviços do Brasil Ltda. | Ownership | 100.000 | UnitedHealth Group Incorporated | | |
| | | .0000 | 98-1286220 | | | | Medalliance Net Ltda. | BRA | NIA | UHG Brasil Participações S.A. | Ownership | 0.000 | UnitedHealth Group Incorporated | | |
| | | .0000 | 52-2178531 | | | | MEDEX Insurance Services, Inc. | MD | NIA | FrontierMEDEX, Inc. | Ownership | 100.000 | UnitedHealth Group Incorporated | | |
| | | .0000 | 20-3824377 | | | | MedExpress Development, LLC | FL | NIA | Urgent Care MSO, LLC | Ownership | 100.000 | UnitedHealth Group Incorporated | | |
| | | .0000 | 81-4509969 | | | | MedExpress Primary Care Arizona P.C. | AZ | NIA | Physician(s) owned | Influence | 0.000 | UnitedHealth Group Incorporated | | 4 |
| | | .0000 | 82-3384324 | | | | MedExpress Primary Care Maryland, P.C. | MD | NIA | Physician(s) owned | Influence | 0.000 | UnitedHealth Group Incorporated | | 4 |
| | | .0000 | 82-1096099 | | | | MedExpress Primary Care Massachusetts, P.C. | MA | NIA | Physician(s) owned | Influence | 0.000 | UnitedHealth Group Incorporated | | 4 |
| | | .0000 | 81-4396738 | | | | MedExpress Primary Care Minnesota P.C. | MN | NIA | Physician(s) owned | Influence | 0.000 | UnitedHealth Group Incorporated | | 4 |

16.10

SCHEDULE Y
PART 1A - DETAIL OF INSURANCE HOLDING COMPANY SYSTEM

| 1 | 2 | 3 | 4 | 5 | 6 | 7 | 8 | 9 | 10 | 11 | 12 | 13 | 14 | 15 | 16 |
|------------|---------------------------------|-------------------|------------|--------------|-----|--|--|-----------------------|-----------------------------------|--|--|--|--|-----------------------------------|----|
| Group Code | Group Name | NAIC Company Code | ID Number | Federal RSSD | CIK | Name of Securities Exchange if Publicly Traded (U.S. or International) | Names of Parent, Subsidiaries Or Affiliates | Domi-ciliary Location | Relation-ship to Reporting Entity | Directly Controlled by (Name of Entity/Person) | Type of Control (Ownership, Board, Management, Attorney-in-Fact, Influence, Other) | If Control is Ownership Provide Percentage | Ultimate Controlling Entity(ies)/Person(s) | Is an SCA Filing Re-quired? (Y/N) | * |
| | | .0000 | 83-1077265 | | | | MedExpress Primary Care Oklahoma, P.C. | OK | NIA | Physician(s) owned | Influence | 0.000 | UnitedHealth Group Incorporated | | .4 |
| | | .0000 | 83-0764858 | | | | MedExpress Primary Care South Carolina, P.C. | SC | NIA | Physician(s) owned | Influence | 0.000 | UnitedHealth Group Incorporated | | .4 |
| | | .0000 | 82-3395792 | | | | MedExpress Primary Care Virginia, P.C. | VA | NIA | Physician(s) owned | Influence | 0.000 | UnitedHealth Group Incorporated | | .4 |
| | | .0000 | 82-4401181 | | | | MedExpress Primary Care West Virginia, Inc. | WV | NIA | Physician(s) owned | Influence | 0.000 | UnitedHealth Group Incorporated | | .4 |
| | | .0000 | 81-4563448 | | | | MedExpress Primary Care Wisconsin, S.C. | WI | NIA | Physician(s) owned | Influence | 0.000 | UnitedHealth Group Incorporated | | .4 |
| | | .0000 | 45-5388778 | | | | MedExpress Urgent Care - New Jersey, P.C. | NJ | NIA | Physician(s) owned | Influence | 0.000 | UnitedHealth Group Incorporated | | .4 |
| | | .0000 | 83-2089623 | | | | MedExpress Urgent Care - Northern New Jersey PC | NJ | NIA | Physician(s) owned | Influence | 0.000 | UnitedHealth Group Incorporated | | .4 |
| | | .0000 | 32-0533926 | | | | MedExpress Urgent Care Alabama, LLC | AL | NIA | Urgent Care Holdings, Inc. | Ownership | 100.000 | UnitedHealth Group Incorporated | | .4 |
| | | .0000 | 81-4030280 | | | | MedExpress Urgent Care Arizona, P.C. | AZ | NIA | Physician(s) owned | Influence | 0.000 | UnitedHealth Group Incorporated | | .4 |
| | | .0000 | 46-4348120 | | | | MedExpress Urgent Care Arkansas, P.A. | AR | NIA | Physician(s) owned | Influence | 0.000 | UnitedHealth Group Incorporated | | .4 |
| | | .0000 | 82-0930142 | | | | MedExpress Urgent Care California, P.C. | CA | NIA | Physician(s) owned | Influence | 0.000 | UnitedHealth Group Incorporated | | .4 |
| | | .0000 | 81-1956812 | | | | MedExpress Urgent Care Connecticut, P.C. | CT | NIA | Physician(s) owned | Influence | 0.000 | UnitedHealth Group Incorporated | | .4 |
| | | .0000 | 82-1135336 | | | | MedExpress Urgent Care Idaho, P.C. | ID | NIA | Physician(s) owned | Influence | 0.000 | UnitedHealth Group Incorporated | | .4 |
| | | .0000 | 47-4308614 | | | | MedExpress Urgent Care Illinois, P.C. | IL | NIA | Physician(s) owned | Influence | 0.000 | UnitedHealth Group Incorporated | | .4 |
| | | .0000 | 81-5353472 | | | | MedExpress Urgent Care Iowa, P.C. | IA | NIA | Physician(s) owned | Influence | 0.000 | UnitedHealth Group Incorporated | | .4 |
| | | .0000 | 47-1919283 | | | | MedExpress Urgent Care Kansas, P.A. | KS | NIA | Physician(s) owned | Influence | 0.000 | UnitedHealth Group Incorporated | | .4 |
| | | .0000 | 82-1719888 | | | | MedExpress Urgent Care Maine, Inc. | ME | NIA | Urgent Care Holdings, Inc. | Ownership | 100.000 | UnitedHealth Group Incorporated | | .4 |
| | | .0000 | 81-1125396 | | | | MedExpress Urgent Care Minnesota P.C. | MN | NIA | Physician(s) owned | Influence | 0.000 | UnitedHealth Group Incorporated | | .4 |
| | | .0000 | 47-3132625 | | | | MedExpress Urgent Care Missouri P.C. | MO | NIA | Physician(s) owned | Influence | 0.000 | UnitedHealth Group Incorporated | | .4 |
| | | .0000 | 82-0631738 | | | | MedExpress Urgent Care New Hampshire, Inc. | NH | NIA | Urgent Care Holdings, Inc. | Ownership | 100.000 | UnitedHealth Group Incorporated | | .4 |
| | | .0000 | 81-5138747 | | | | MedExpress Urgent Care North Carolina, P.C. | NC | NIA | Physician(s) owned | Influence | 0.000 | UnitedHealth Group Incorporated | | .4 |
| | | .0000 | 20-2545363 | | | | MedExpress Urgent Care of Boynton Beach, LLC | FL | NIA | MedExpress Development, LLC | Ownership | 100.000 | UnitedHealth Group Incorporated | | .4 |
| | | .0000 | 82-1919436 | | | | MedExpress Urgent Care Oregon, P.C. | OR | NIA | Physician(s) owned | Influence | 0.000 | UnitedHealth Group Incorporated | | .4 |
| | | .0000 | 81-5362765 | | | | MedExpress Urgent Care Rhode Island, P.C. | RI | NIA | Physician(s) owned | Influence | 0.000 | UnitedHealth Group Incorporated | | .4 |
| | | .0000 | 81-5380706 | | | | MedExpress Urgent Care South Carolina, P.C. | SC | NIA | Physician(s) owned | Influence | 0.000 | UnitedHealth Group Incorporated | | .4 |
| | | .0000 | 47-5147441 | | | | MedExpress Urgent Care Texas, P.A. | TX | NIA | Physician(s) owned | Influence | 0.000 | UnitedHealth Group Incorporated | | .4 |
| | | .0000 | 82-2443118 | | | | MedExpress Urgent Care Washington, P.C. | WA | NIA | Physician(s) owned | Influence | 0.000 | UnitedHealth Group Incorporated | | .4 |
| | | .0000 | 81-4281678 | | | | MedExpress Urgent Care Wisconsin, S.C. | WI | NIA | Physician(s) owned | Influence | 0.000 | UnitedHealth Group Incorporated | | .4 |
| | | .0000 | 26-4546400 | | | | MedExpress Urgent Care, Inc. - Ohio | OH | NIA | Urgent Care Holdings, Inc. | Ownership | 100.000 | UnitedHealth Group Incorporated | | .4 |
| | | .0000 | 47-1804667 | | | | MedExpress Urgent Care, Inc. - West Virginia | WV | NIA | Physician(s) owned | Influence | 0.000 | UnitedHealth Group Incorporated | | .4 |
| | | .0000 | 90-0929572 | | | | MedExpress Urgent Care, P.C. - Georgia | GA | NIA | Physician(s) owned | Influence | 0.000 | UnitedHealth Group Incorporated | | .4 |
| | | .0000 | 45-3461101 | | | | MedExpress Urgent Care, P.C. - Indiana | IN | NIA | Physician(s) owned | Influence | 0.000 | UnitedHealth Group Incorporated | | .4 |
| | | .0000 | 47-1857908 | | | | MedExpress Urgent Care, P.C. - Maryland | MD | NIA | Physician(s) owned | Influence | 0.000 | UnitedHealth Group Incorporated | | .4 |
| | | .0000 | 46-4793937 | | | | MedExpress Urgent Care, P.C. - Massachusetts | MA | NIA | Physician(s) owned | Influence | 0.000 | UnitedHealth Group Incorporated | | .4 |
| | | .0000 | 47-1824365 | | | | MedExpress Urgent Care, P.C. - Michigan | MI | NIA | Physician(s) owned | Influence | 0.000 | UnitedHealth Group Incorporated | | .4 |
| | | .0000 | 26-3750502 | | | | MedExpress Urgent Care, P.C. - Oklahoma | OK | NIA | Physician(s) owned | Influence | 0.000 | UnitedHealth Group Incorporated | | .4 |
| | | .0000 | 45-4973138 | | | | MedExpress Urgent Care, P.C. - Pennsylvania | PA | NIA | Physician(s) owned | Influence | 0.000 | UnitedHealth Group Incorporated | | .4 |
| | | .0000 | 45-3123110 | | | | MedExpress Urgent Care, P.C. - Tennessee | TN | NIA | Physician(s) owned | Influence | 0.000 | UnitedHealth Group Incorporated | | .4 |
| | | .0000 | 83-1565124 | | | | MedExpress Urgent Care, P.C. - Virginia | VA | NIA | Physician(s) owned | Influence | 0.000 | UnitedHealth Group Incorporated | | .4 |
| | | .0000 | 45-5436856 | | | | MedExpress Urgent Care, P.S.C. - Kentucky | KY | NIA | Physician(s) owned | Influence | 0.000 | UnitedHealth Group Incorporated | | .4 |
| | | .12756 | 20-3391186 | | | | MedExpress, Inc. - Delaware | DE | NIA | Physician(s) owned | Influence | 0.000 | UnitedHealth Group Incorporated | | .4 |
| .0707 | UnitedHealth Group Incorporated | .12756 | 01-0788576 | | | | Medica Health Plans of Florida, Inc. | FL | IA | United HealthCare Services, Inc. | Ownership | 100.000 | UnitedHealth Group Incorporated | | .4 |
| .0707 | UnitedHealth Group Incorporated | .12155 | 75-2566987 | | | | Medica HealthCare Plans, Inc. | FL | IA | United HealthCare Services, Inc. | Ownership | 100.000 | UnitedHealth Group Incorporated | | .4 |
| | | .00000 | 75-2566987 | | | | Medical Clinic of North Texas PLLC | TX | NIA | USMD Affiliated Services | Ownership | 100.000 | UnitedHealth Group Incorporated | | .4 |
| | | .00000 | 75-2566987 | | | | Medical Clinic of North Texas PLLC | TX | NIA | USMD Affiliated Services | Influence | 100.000 | UnitedHealth Group Incorporated | | .5 |
| | | .00000 | 95-4708497 | | | | Medical Hilfe S.A. | CHL | NIA | Home Medical S.A. | Ownership | 100.000 | UnitedHealth Group Incorporated | | .4 |
| | | .00000 | 95-4708497 | | | | Medical Support Los Angeles, A Medical Corporation | CA | NIA | Physician(s) owned | Influence | 0.000 | UnitedHealth Group Incorporated | | .4 |
| | | .00000 | 95-4708497 | | | | Medical Support Los Angeles, Inc. | CA | NIA | MSLA Management LLC | Ownership | 100.000 | UnitedHealth Group Incorporated | | .4 |

16.11

STATEMENT AS OF SEPTEMBER 30, 2019 OF THE UnitedHealthcare Plan of the River Valley, Inc.

SCHEDULE Y
PART 1A - DETAIL OF INSURANCE HOLDING COMPANY SYSTEM

| 1 | 2 | 3 | 4 | 5 | 6 | 7 | 8 | 9 | 10 | 11 | 12 | 13 | 14 | 15 | 16 |
|------------|------------|-------------------|------------|--------------|-----|--|---|----------------------|----------------------------------|---|--|--|--|----------------------------------|----|
| Group Code | Group Name | NAIC Company Code | ID Number | Federal RSSD | CIK | Name of Securities Exchange if Publicly Traded (U.S. or International) | Names of Parent, Subsidiaries Or Affiliates | Domiciliary Location | Relationship to Reporting Entity | Directly Controlled by (Name of Entity/Person) | Type of Control (Ownership, Board, Management, Attorney-in-Fact, Influence, Other) | If Control is Ownership Provide Percentage | Ultimate Controlling Entity(ies)/Person(s) | Is an SCA Filing Required? (Y/N) | * |
| | | .00000 | 26-0636717 | | | | Medical Surgical Centers of America, Inc. | DE | NIA | ASC Network, LLC | Ownership | 100.000 | UnitedHealth Group Incorporated | | |
| | | .00000 | 32-0037402 | | | | Medical Transportation Services, LLC | FL | NIA | United HealthCare Services, Inc. | Ownership | 100.000 | UnitedHealth Group Incorporated | | |
| | | .00000 | 20-4635837 | | | | Medication Management Systems, Inc. | MN | NIA | Genoa Healthcare LLC | Ownership | 100.000 | UnitedHealth Group Incorporated | | |
| | | .00000 | 75-2515691 | | | | MedSynergies, LLC | DE | NIA | Mustang Razorback Holdings, Inc. | Ownership | 100.000 | UnitedHealth Group Incorporated | | |
| | | .00000 | 58-2101921 | | | | Melbourne Surgery Center, LLC | GA | NIA | Surgical Care Partners of Melbourne, LLC | Ownership | 100.000 | UnitedHealth Group Incorporated | | |
| | | .00000 | 82-4964787 | | | | Memorial City Holdings, LLC | DE | NIA | SCA-Memorial City, LLC | Ownership | 51.000 | UnitedHealth Group Incorporated | | 2 |
| | | .00000 | 82-3689933 | | | | Memorial City Partners, LLC | DE | NIA | Memorial City Holdings, LLC | Ownership | 51.000 | UnitedHealth Group Incorporated | | 2 |
| | | .00000 | 95-4688463 | | | | Memorial Healthcare IPA, GP | CA | NIA | MHIPA Physician Two Holdco, A Medical Corporation | Influence | 0.000 | UnitedHealth Group Incorporated | | 5 |
| | | .00000 | 26-1394069 | | | | MemorialCare Surgical Center at Orange Coast, LLC | CA | NIA | Beach Surgical Holdings, LLC | Influence | 51.000 | UnitedHealth Group Incorporated | | 5 |
| | | .00000 | 20-3678259 | | | | MemorialCare Surgical Center at Saddleback, LLC | CA | NIA | Beach Surgical Holdings, LLC | Influence | 53.050 | UnitedHealth Group Incorporated | | 5 |
| | | .00000 | 62-1590322 | | | | Memphis-SC, LLC | TN | NIA | SCA-Shelby Development Corp. | Ownership | 100.000 | UnitedHealth Group Incorporated | | |
| | | .00000 | 62-1590324 | | | | Memphis-SP, LLC | TN | NIA | Shelby Surgery Properties, Inc. | Ownership | 100.000 | UnitedHealth Group Incorporated | | |
| | | .00000 | 27-0203906 | | | | Mesquite Liberty, LLC | NV | NIA | Sierra Health Services, Inc. | Ownership | 80.357 | UnitedHealth Group Incorporated | | 2 |
| | | .00000 | 52-2303928 | | | | Metropolitan Medical Partners, LLC | MD | NIA | SCA-Chevy Chase, LLC | Ownership | 61.720 | UnitedHealth Group Incorporated | | 2 |
| | | .00000 | 20-8998927 | | | | Metropolitan Medical Transportation IPA, LLC | NY | NIA | TriMed, LLC | Ownership | 100.000 | UnitedHealth Group Incorporated | | |
| | | .00000 | 38-3861395 | | | | MGH/SCA, LLC | CA | NIA | Marin Surgery Holdings, Inc. | Influence | 99.000 | UnitedHealth Group Incorporated | | 5 |
| | | .00000 | 38-3861395 | | | | MGH/SCA, LLC | CA | NIA | Marin Surgery Holdings, Inc. | Influence | 99.000 | UnitedHealth Group Incorporated | | 5 |
| | | .00000 | 27-2252446 | | | | MHC Real Estate Holdings, LLC | CA | NIA | Monarch Management Services, Inc. | Ownership | 100.000 | UnitedHealth Group Incorporated | | |
| | | .00000 | 80-0507474 | | | | MHCH, Inc. | CA | NIA | Monarch HealthCare, A Medical Group, Inc. | Influence | 0.000 | UnitedHealth Group Incorporated | | 5 |
| | | .00000 | 36-4600281 | | | | MIAMI SURGERY CENTER, LLC | DE | NIA | SCA-Doral, LLC | Ownership | 50.180 | UnitedHealth Group Incorporated | | 2 |
| | | .00000 | 20-3345412 | | | | Midlands Orthopaedics Surgery Center, LLC | SC | NIA | SCA-Midlands, LLC | Influence | 49.000 | UnitedHealth Group Incorporated | | 5 |
| | | .00000 | 20-8103522 | | | | Midwest Center for Day Surgery, LLC | IL | NIA | Advocate-SCA Partners, LLC | Ownership | 53.880 | UnitedHealth Group Incorporated | | 2 |
| | | .00000 | 62-0724538 | | | | Mid-West National Life Insurance Company of Tennessee | TX | IA | HealthMarkets, LLC | Ownership | 100.000 | UnitedHealth Group Incorporated | | |
| | | .00000 | 83-0543458 | | | | Mile High SurgiCenter, LLC | CO | NIA | SCA-Mile High Holdings, LLC | Ownership | 55.000 | UnitedHealth Group Incorporated | | 2 |
| | | .00000 | 27-2439806 | | | | Mississippi Surgery Holdings, LLC | DE | NIA | SCA Surgery Holdings, LLC | Ownership | 100.000 | UnitedHealth Group Incorporated | | |
| | | .00000 | 62-1417391 | | | | Mississippi Surgical Center Limited Partnership | MS | NIA | Mississippi Surgery Holdings, LLC | Influence | 1.000 | UnitedHealth Group Incorporated | | 5 |
| | | .00000 | 30-0445773 | | | | Mobile Medical Services, P.C. | NY | NIA | Physician(s) owned | Influence | 0.000 | UnitedHealth Group Incorporated | | 4 |
| | | .00000 | 63-0883553 | | | | Mobile-SC, LTD. | AL | NIA | SCA-Mobile, LLC | Influence | 33.000 | UnitedHealth Group Incorporated | | 5 |
| | | .00000 | 31-1191553 | | | | Modern Medical, Inc. | OH | NIA | Healthcare Solutions, Inc. | Ownership | 100.000 | UnitedHealth Group Incorporated | | |
| | | .00000 | 22-3935634 | | | | Monarch Health Plan, Inc. | CA | NIA | Monarch HealthCare, A Medical Group, Inc. | Influence | 0.000 | UnitedHealth Group Incorporated | | 5 |
| | | .00000 | 33-0587660 | | | | Monarch HealthCare, A Medical Group, Inc. | CA | NIA | MH Physician Three Holdco, A Medical Corporation | Influence | 0.000 | UnitedHealth Group Incorporated | | 4 |
| | | .00000 | 30-0606451 | | | | Monarch Hospice, LLC | CA | NIA | MHCH, Inc. | Influence | 0.000 | UnitedHealth Group Incorporated | | 5 |
| | | .00000 | 45-3142852 | | | | Monarch Management Services, Inc. | DE | NIA | Collaborative Care Holdings, LLC | Ownership | 100.000 | UnitedHealth Group Incorporated | | |
| | | .00000 | 52-1401868 | | | | Montgomery Surgery Center Limited Partnership | MD | NIA | Maryland Ambulatory Centers | Influence | 77.000 | UnitedHealth Group Incorporated | | 5 |
| | | .00000 | 20-5892451 | | | | Mosaic Management Services, Inc. | CA | NIA | Talbert Medical Group, P.C. | Influence | 0.000 | UnitedHealth Group Incorporated | | 5 |
| | | .00000 | 35-2566612 | | | | Mountain View Medical Group, LLC | CO | NIA | OptumCare Holdings Colorado, LLC | Ownership | 100.000 | UnitedHealth Group Incorporated | | |
| | | .00000 | 81-1633765 | | | | MSLA Management LLC | DE | NIA | Logistics Health, Inc. | Ownership | 100.000 | UnitedHealth Group Incorporated | | |
| | | .00000 | 62-1506649 | | | | Mt. Pleasant Surgery Center, L.P. | TN | NIA | SCA-Mt. Pleasant, LLC | Ownership | 99.000 | UnitedHealth Group Incorporated | | 2 |
| | | .00000 | 98-1285432 | | | | Multiangio Ltda. | BRA | NIA | Esho - Empresa de Servicos Hospitalares S.A. | Ownership | 93.000 | UnitedHealth Group Incorporated | | 2 |
| | | .00000 | 20-4209261 | | | | Muskogee Surgical Investors, LLC | OK | NIA | Surgery Center of Muskogee, LLC | Ownership | 100.000 | UnitedHealth Group Incorporated | | |
| | | .00000 | 47-1935798 | | | | Mustang Razorback Holdings, Inc. | DE | NIA | OptumInsight, Inc. | Ownership | 100.000 | UnitedHealth Group Incorporated | | |
| | | .00000 | 26-2564744 | | | | My Wellness Solutions, LLC | DE | NIA | OptumHealth Care Solutions, LLC | Ownership | 100.000 | UnitedHealth Group Incorporated | | |
| | | .00000 | 20-3236839 | | | | NAMM Holdings, Inc. | DE | NIA | Aveta Inc. | Ownership | 100.000 | UnitedHealth Group Incorporated | | |
| | | .00000 | 56-2627070 | | | | NAMM Medical Group Holdings, Inc. | CA | NIA | Physician(s) owned | Influence | 0.000 | UnitedHealth Group Incorporated | | 4 |
| | | .00000 | 61-1627269 | | | | NAMM MGH, Inc. | CA | NIA | Physician(s) owned | Influence | 0.000 | UnitedHealth Group Incorporated | | 4 |

16.12

STATEMENT AS OF SEPTEMBER 30, 2019 OF THE UnitedHealthcare Plan of the River Valley, Inc.

SCHEDULE Y
PART 1A - DETAIL OF INSURANCE HOLDING COMPANY SYSTEM

| 1 | 2 | 3 | 4 | 5 | 6 | 7 | 8 | 9 | 10 | 11 | 12 | 13 | 14 | 15 | 16 |
|------------|---------------------------------|-------------------|------------|--------------|-----|--|--|----------------------|----------------------------------|--|--|--|--|----------------------------------|----|
| Group Code | Group Name | NAIC Company Code | ID Number | Federal RSSD | CIK | Name of Securities Exchange if Publicly Traded (U.S. or International) | Names of Parent, Subsidiaries Or Affiliates | Domiciliary Location | Relationship to Reporting Entity | Directly Controlled by (Name of Entity/Person) | Type of Control (Ownership, Board, Management, Attorney-in-Fact, Influence, Other) | If Control is Ownership Provide Percentage | Ultimate Controlling Entity(ies)/Person(s) | Is an SCA Filing Required? (Y/N) | * |
| | | .0000 | 62-1468431 | | | | Nashville-SCA Surgery Centers, Inc. | TN | NIA | SC Affiliates, LLC | Ownership | 100.000 | UnitedHealth Group Incorporated | | |
| .0707 | UnitedHealth Group Incorporated | 98205 | 73-1187572 | | | | National Foundation Life Insurance Company | TX | IA | Enterprise Life Insurance Company | Ownership | 100.000 | UnitedHealth Group Incorporated | | |
| | | .0000 | 47-2336925 | | | | National MedTrans, LLC | NY | NIA | Specialty Benefits, LLC | Ownership | 100.000 | UnitedHealth Group Incorporated | | |
| .0707 | UnitedHealth Group Incorporated | 95251 | 76-0196559 | | | | National Pacific Dental, Inc. | TX | IA | Dental Benefit Providers, Inc. | Ownership | 100.000 | UnitedHealth Group Incorporated | | |
| | | .0000 | 36-3549627 | | | | National Surgery Centers, LLC | DE | NIA | Surgical Care Affiliates, LLC | Ownership | 100.000 | UnitedHealth Group Incorporated | | |
| | | .0000 | 84-2283691 | | | | Naviguard, Inc. | DE | NIA | UnitedHealth Group Ventures, LLC | Ownership | 100.000 | UnitedHealth Group Incorporated | | |
| .0707 | UnitedHealth Group Incorporated | 95123 | 65-0996107 | | | | Neighborhood Health Partnership, Inc. | FL | IA | UnitedHealthcare, Inc. | Ownership | 100.000 | UnitedHealth Group Incorporated | | |
| | | .0000 | 20-4755277 | | | | Netwerkes, LLC | TN | NIA | Optum360 Solutions, LLC | Ownership | 100.000 | UnitedHealth Group Incorporated | | |
| .0707 | UnitedHealth Group Incorporated | 95758 | 88-0228572 | | | | Nevada Pacific Dental | NV | IA | Dental Benefit Providers, Inc. | Ownership | 100.000 | UnitedHealth Group Incorporated | | |
| | | .0000 | 72-1267232 | | | | New Orleans Regional Physician Hospital Organization, L.L.C. | LA | NIA | UnitedHealthcare, Inc. | Ownership | 100.000 | UnitedHealth Group Incorporated | | |
| | | .0000 | 84-1250135 | | | | New West Physicians, Inc. | CO | NIA | Newton Holdings, LLC | Ownership | 100.000 | UnitedHealth Group Incorporated | | |
| | | .0000 | | | | | Newton Holdings, LLC | DE | NIA | Collaborative Care Holdings, LLC | Ownership | 80.100 | UnitedHealth Group Incorporated | | 2 |
| | | .0000 | 33-0673955 | | | | North American Medical Management California, Inc. | TN | NIA | NAMM Holdings, Inc. | Ownership | 100.000 | UnitedHealth Group Incorporated | | |
| | | .0000 | 27-2248103 | | | | North Dallas Surgical Center, LLC | DE | NIA | THR-SCA Holdings, LLC | Influence | 51.000 | UnitedHealth Group Incorporated | | 5 |
| | | .0000 | 20-1023581 | | | | North Puget Sound Center for Sleep Disorders, LLC | WA | NIA | Everett MSO, Inc. | Ownership | 71.250 | UnitedHealth Group Incorporated | | 2 |
| | | .0000 | 20-2564137 | | | | North Puget Sound Oncology Equipment Leasing Company, LLC | WA | NIA | Everett MSO, Inc. | Ownership | 100.000 | UnitedHealth Group Incorporated | | |
| | | .0000 | 88-0245121 | | | | Northern Nevada Health Network, Inc. | NV | NIA | Sierra Health Services, Inc. | Ownership | 100.000 | UnitedHealth Group Incorporated | | |
| | | .0000 | 63-1240726 | | | | Northern Rockies Surgery Center, L.P. | TN | NIA | Northern Rockies Surgicenter, Inc. | Influence | 0.400 | UnitedHealth Group Incorporated | | 5 |
| | | .0000 | 81-0399251 | | | | Northern Rockies Surgicenter, Inc. | MT | NIA | National Surgery Centers, LLC | Ownership | 100.000 | UnitedHealth Group Incorporated | | |
| | | .0000 | 95-4748023 | | | | Northridge Medical Group, Inc. | CA | NIA | Healthcare Partners Affiliates Medical Group | Influence | 0.000 | UnitedHealth Group Incorporated | | 5 |
| | | .0000 | 37-1007387 | | | | Northwest Surgicare, LLC | DE | NIA | Surgery Center Holding, LLC | Ownership | 100.000 | UnitedHealth Group Incorporated | | |
| | | .0000 | 75-2494046 | | | | Northwest Surgicare, Ltd. | IL | NIA | Northwest Surgicare, LLC | Ownership | 62.000 | UnitedHealth Group Incorporated | | 2 |
| | | .0000 | 61-1855159 | | | | NPN IPA Washington, PLLC | WA | NIA | Everett Physicians, Inc. P.S. | Influence | 0.000 | UnitedHealth Group Incorporated | | 5 |
| | | .0000 | 56-1754480 | | | | NSC Fayetteville, LLC | DE | NIA | National Surgery Centers, LLC | Ownership | 100.000 | UnitedHealth Group Incorporated | | |
| | | .0000 | 56-1963226 | | | | NSC Greensboro West, LLC | DE | NIA | National Surgery Centers, LLC | Influence | 0.490 | UnitedHealth Group Incorporated | | 5 |
| | | .0000 | 56-1775016 | | | | NSC Greensboro, LLC | DE | NIA | National Surgery Centers, LLC | Ownership | 100.000 | UnitedHealth Group Incorporated | | |
| | | .0000 | 36-4210296 | | | | NSC Lancaster, LLC | DE | NIA | National Surgery Centers, LLC | Ownership | 100.000 | UnitedHealth Group Incorporated | | |
| | | .0000 | 91-1553479 | | | | NSC Seattle, Inc. | WA | NIA | National Surgery Centers, LLC | Ownership | 100.000 | UnitedHealth Group Incorporated | | |
| | | .0000 | 33-0812824 | | | | NSC Upland, LLC | DE | NIA | National Surgery Centers, LLC | Ownership | 100.000 | UnitedHealth Group Incorporated | | |
| | | .0000 | 46-5025690 | | | | NYSICA, LLC | NY | NIA | Surgical Care Affiliates, LLC | Influence | 0.330 | UnitedHealth Group Incorporated | | 5 |
| | | .0000 | 83-4364718 | | | | OC Cardiology Practice Partners, LLC | DE | NIA | SC Affiliates, LLC | Ownership | 100.000 | UnitedHealth Group Incorporated | | |
| | | .0000 | 98-1454609 | | | | Omesa S.A. | CHL | NIA | Vidaintegra S.A. | Ownership | 99.990 | UnitedHealth Group Incorporated | | |
| | | .0000 | 98-1454609 | | | | Omesa S.A. | CHL | NIA | Saden S.A. | Ownership | 0.010 | UnitedHealth Group Incorporated | | |
| | | .0000 | 27-0062838 | | | | OmniClaim, LLC | DE | NIA | Equian, LLC | Ownership | 100.000 | UnitedHealth Group Incorporated | | |
| | | .0000 | 98-1456252 | | | | Oncocare S.A.C. | PER | NIA | Pacifico S.A. Entidad Prestadora de Salud | Ownership | 80.000 | UnitedHealth Group Incorporated | | 2 |
| | | .0000 | 52-2129786 | | | | OneNet PPO, LLC | MD | NIA | UnitedHealthcare Insurance Company | Ownership | 100.000 | UnitedHealth Group Incorporated | | |
| | | .0000 | 26-1914835 | | | | OPHTHALMOLOGY SURGERY CENTER OF DALLAS, LLC | TX | NIA | THR-SCA Holdings, LLC | Influence | 51.000 | UnitedHealth Group Incorporated | | 5 |
| .0707 | UnitedHealth Group Incorporated | 96940 | 52-1518174 | | | | Optimum Choice, Inc. | MD | IA | United HealthCare Services, Inc. | Ownership | 100.000 | UnitedHealth Group Incorporated | | |
| | | .0000 | 47-0858534 | 3202702 | | | Optum Bank, Inc. | UT | NIA | OptumHealth Financial Services, Inc. | Ownership | 100.000 | UnitedHealth Group Incorporated | | |
| | | .0000 | 36-3437660 | | | | Optum Biometrics, Inc. | IL | NIA | OptumHealth Care Solutions, LLC | Ownership | 100.000 | UnitedHealth Group Incorporated | | |
| | | .0000 | 26-0683057 | | | | Optum Care Services Company | TN | NIA | Inspiris, Inc. | Ownership | 100.000 | UnitedHealth Group Incorporated | | |
| | | .0000 | 83-1959511 | | | | Optum Care, Inc. | DE | NIA | Collaborative Care Services, Inc. | Ownership | 100.000 | UnitedHealth Group Incorporated | | |
| | | .0000 | 75-2778455 | | | | Optum Clinic, P.A. | TX | NIA | Physician(s) owned | Influence | 0.000 | UnitedHealth Group Incorporated | | 4 |
| | | .0000 | 37-1782217 | | | | Optum Clinics Holdings, Inc. | DE | NIA | Collaborative Care Holdings, LLC | Ownership | 100.000 | UnitedHealth Group Incorporated | | |
| | | .0000 | 38-3969193 | | | | Optum Clinics Intermediate Holdings, Inc. | DE | NIA | Optum Clinics Holdings, Inc. | Ownership | 100.000 | UnitedHealth Group Incorporated | | |
| | | .0000 | | | | | Optum Digital Health Holdings, LLC | DE | NIA | Consumer Wellness Solutions, Inc. | Ownership | 100.000 | UnitedHealth Group Incorporated | | |
| | | .0000 | 98-1325466 | | | | Optum Finance (Ireland) Unlimited Company | IRL | NIA | UnitedHealthcare International VIII S.à r.l. | Ownership | 100.000 | UnitedHealth Group Incorporated | | |

16.13

STATEMENT AS OF SEPTEMBER 30, 2019 OF THE UnitedHealthcare Plan of the River Valley, Inc.

SCHEDULE Y
PART 1A - DETAIL OF INSURANCE HOLDING COMPANY SYSTEM

| 1 | 2 | 3 | 4 | 5 | 6 | 7 | 8 | 9 | 10 | 11 | 12 | 13 | 14 | 15 | 16 |
|------------|---------------------------------|-------------------|------------|--------------|-----|--|--|----------------------|----------------------------------|--|--|--|--|----------------------------------|----|
| Group Code | Group Name | NAIC Company Code | ID Number | Federal RSSD | CIK | Name of Securities Exchange if Publicly Traded (U.S. or International) | Names of Parent, Subsidiaries Or Affiliates | Domiciliary Location | Relationship to Reporting Entity | Directly Controlled by (Name of Entity/Person) | Type of Control (Ownership, Board, Management, Attorney-in-Fact, Influence, Other) | If Control is Ownership Provide Percentage | Ultimate Controlling Entity(ies)/Person(s) | Is an SCA Filing Required? (Y/N) | * |
| | | .00000 | 98-1103015 | | | | Optum Global Solutions (India) Private Limited | IND | NIA | Optum Global Solutions International B.V. | Ownership | 99.999 | UnitedHealth Group Incorporated | | |
| | | .00000 | 98-1103015 | | | | Optum Global Solutions (India) Private Limited | IND | NIA | UnitedHealth International, Inc. | Ownership | 0.001 | UnitedHealth Group Incorporated | | |
| | | .00000 | 98-1097776 | | | | Optum Global Solutions (Philippines), Inc. | PHL | NIA | Optum Global Solutions International B.V. | Ownership | 99.992 | UnitedHealth Group Incorporated | | 2 |
| | | .00000 | 98-1201187 | | | | Optum Global Solutions International B.V. | NLD | NIA | Optum Technology, Inc. | Ownership | 97.480 | UnitedHealth Group Incorporated | | |
| | | .00000 | 98-1201187 | | | | Optum Global Solutions International B.V. | NLD | NIA | OptumHealth International B.V. | Ownership | 2.520 | UnitedHealth Group Incorporated | | |
| | | .00000 | 04-3574101 | | | | Optum Government Solutions, Inc. | DE | NIA | OptumInsight, Inc. | Ownership | 100.000 | UnitedHealth Group Incorporated | | |
| | | .00000 | | | | | Optum Growth Partners, LLC | DE | NIA | Optum, Inc. | Ownership | 100.000 | UnitedHealth Group Incorporated | | |
| | | .00000 | | | | | Optum Health & Technology (Hong Kong) Limited | CHN | NIA | OptumHealth International B.V. | Ownership | 100.000 | UnitedHealth Group Incorporated | | |
| | | .00000 | 98-1095799 | | | | Optum Health & Technology (India) Private Limited | IND | NIA | OptumHealth International B.V. | Ownership | 99.999 | UnitedHealth Group Incorporated | | |
| | | .00000 | 98-1095799 | | | | Optum Health & Technology (India) Private Limited | IND | NIA | United Behavioral Health | Ownership | 0.001 | UnitedHealth Group Incorporated | | |
| | | .00000 | 98-1097886 | | | | Optum Health & Technology (Singapore) Pte. Ltd. | SGP | NIA | OptumHealth International B.V. | Ownership | 100.000 | UnitedHealth Group Incorporated | | |
| | | .00000 | 20-2149493 | | | | Optum Health & Technology (US), LLC | MO | NIA | OptumHealth Holdings, LLC | Ownership | 100.000 | UnitedHealth Group Incorporated | | |
| | | .00000 | 43-1747235 | | | | Optum Health & Technology Holdings (US), Inc. | MO | NIA | Optum, Inc. | Ownership | 100.000 | UnitedHealth Group Incorporated | | |
| | | .00000 | 98-1184561 | | | | Optum Health & Technology Serviços do Brasil Ltda. | BRA | NIA | Optum Global Solutions International B.V. | Ownership | 99.998 | UnitedHealth Group Incorporated | | |
| | | .00000 | 98-1184561 | | | | Optum Health & Technology Serviços do Brasil Ltda. | BRA | NIA | OptumInsight, Inc. | Ownership | 0.002 | UnitedHealth Group Incorporated | | |
| | | .00000 | 98-1276517 | | | | Optum Health and Technology FZ-LLC | ARE | NIA | Optum Global Solutions International B.V. | Ownership | 100.000 | UnitedHealth Group Incorporated | | |
| | | .00000 | 98-1097921 | | | | Optum Health Services (Canada) Ltd. | CAN | NIA | Inc. | Ownership | 100.000 | UnitedHealth Group Incorporated | | |
| | | .00000 | 98-1406274 | | | | Optum Health Solutions (Australia) Pty Ltd | AUS | NIA | Optum UK Solutions Group Limited | Ownership | 100.000 | UnitedHealth Group Incorporated | | |
| | | .00000 | 98-1147355 | | | | Optum Health Solutions (UK) Limited | GBR | NIA | Optum UK Solutions Group Limited | Ownership | 100.000 | UnitedHealth Group Incorporated | | |
| | | .00000 | 58-2068880 | | | | Optum Healthcare of Illinois, Inc. | GA | NIA | Optum Women's and Children's Health, LLC | Ownership | 100.000 | UnitedHealth Group Incorporated | | |
| | | .00000 | 20-0212381 | | | | Optum Hospice Pharmacy Services, LLC | DE | NIA | OptumRx Health Solutions, LLC | Ownership | 100.000 | UnitedHealth Group Incorporated | | |
| | | .00000 | 11-2997132 | | | | Optum Infusion Services 100, Inc. | NY | NIA | BriovaRx Infusion Services, Inc. | Ownership | 100.000 | UnitedHealth Group Incorporated | | |
| | | .00000 | 11-3485985 | | | | Optum Infusion Services 101, Inc. | NY | NIA | Optum Infusion Services 100, Inc. | Ownership | 100.000 | UnitedHealth Group Incorporated | | |
| | | .00000 | 27-1533840 | | | | Optum Infusion Services 103, LLC | DE | NIA | Serquinox Holdings LLC | Ownership | 100.000 | UnitedHealth Group Incorporated | | |
| | | .00000 | 63-1284325 | | | | Optum Infusion Services 206, Inc. | AL | NIA | Ambient Healthcare, Inc. | Ownership | 100.000 | UnitedHealth Group Incorporated | | |
| | | .00000 | 63-0964525 | | | | Optum Infusion Services 207, Inc. | AL | NIA | Optum Infusion Services 206, Inc. | Ownership | 100.000 | UnitedHealth Group Incorporated | | |
| | | .00000 | 20-4963945 | | | | Optum Infusion Services 208, Inc. | NC | NIA | Ambient Healthcare, Inc. | Ownership | 100.000 | UnitedHealth Group Incorporated | | |
| | | .00000 | 75-2196224 | | | | Optum Infusion Services 301, LP | OK | NIA | BriovaRx Infusion Services, Inc. | Ownership | 99.950 | UnitedHealth Group Incorporated | | |
| | | .00000 | 75-2196224 | | | | Optum Infusion Services 301, LP | OK | NIA | BriovaRx Infusion Services 305, LLC | Ownership | 0.050 | UnitedHealth Group Incorporated | | |
| | | .00000 | 27-0668812 | | | | Optum Infusion Services 302, LLC | NE | NIA | BriovaRx Infusion Services, Inc. | Ownership | 100.000 | UnitedHealth Group Incorporated | | |
| | | .00000 | 20-3741084 | | | | Optum Infusion Services 308, LLC | AZ | NIA | SCP Specialty Infusion, LLC | Ownership | 100.000 | UnitedHealth Group Incorporated | | |
| | | .00000 | 02-0653265 | | | | Optum Infusion Services 401, LLC | CA | NIA | SCP Specialty Infusion, LLC | Ownership | 100.000 | UnitedHealth Group Incorporated | | |
| | | .00000 | 47-0941801 | | | | Optum Infusion Services 403, LLC | CA | NIA | SCP Specialty Infusion, LLC | Ownership | 100.000 | UnitedHealth Group Incorporated | | |
| | | .00000 | 93-1103256 | | | | Optum Infusion Services 404, LLC | OR | NIA | SCP Specialty Infusion, LLC | Ownership | 100.000 | UnitedHealth Group Incorporated | | |
| | | .00000 | 84-2822134 | | | | Optum Infusion Services 501, Inc. | DE | NIA | BriovaRx Infusion Services, Inc. | Ownership | 100.000 | UnitedHealth Group Incorporated | | |
| .0707 | UnitedHealth Group Incorporated | .69647 | 31-0628424 | | | | Optum Insurance of Ohio, Inc. | OH | IA | OptumRx PBM of Maryland, LLC | Ownership | 100.000 | UnitedHealth Group Incorporated | | |
| | | .00000 | 46-4734521 | | | | Optum Labs Dimensions, Inc. | DE | NIA | Optum Labs, Inc. | Ownership | 100.000 | UnitedHealth Group Incorporated | | |
| | | .00000 | 98-1249178 | | | | Optum Labs International (UK) Ltd. | GBR | NIA | Optum, Inc. | Ownership | 100.000 | UnitedHealth Group Incorporated | | |
| | | .00000 | 46-1615964 | | | | Optum Labs, Inc. | DE | NIA | Optum, Inc. | Ownership | 100.000 | UnitedHealth Group Incorporated | | |
| | | .00000 | 98-1209730 | | | | Optum Life Sciences (Canada) Inc. | CAN | NIA | OptumInsight Life Sciences, Inc. | Ownership | 100.000 | UnitedHealth Group Incorporated | | |
| | | .00000 | 98-1098190 | | | | Optum Management Consulting (Shanghai) Co., Ltd. | CHN | NIA | Optum Health & Technology Holdings (US), Inc. | Ownership | 100.000 | UnitedHealth Group Incorporated | | |
| | | .00000 | 30-0826311 | | | | Optum Medical Services of California, P.C. | CA | NIA | Physician(s) owned | Influence | 0.000 | UnitedHealth Group Incorporated | | 4 |
| | | .00000 | 45-3866363 | | | | Optum Medical Services, P.C. | NC | NIA | Physician(s) owned | Influence | 0.000 | UnitedHealth Group Incorporated | | 4 |

STATEMENT AS OF SEPTEMBER 30, 2019 OF THE UnitedHealthcare Plan of the River Valley, Inc.

SCHEDULE Y
PART 1A - DETAIL OF INSURANCE HOLDING COMPANY SYSTEM

| 1 | 2 | 3 | 4 | 5 | 6 | 7 | 8 | 9 | 10 | 11 | 12 | 13 | 14 | 15 | 16 |
|------------|---------------------------------|-------------------|------------|--------------|-----|--|--|----------------------|----------------------------------|---|--|--|--|----------------------------------|----|
| Group Code | Group Name | NAIC Company Code | ID Number | Federal RSSD | CIK | Name of Securities Exchange if Publicly Traded (U.S. or International) | Names of Parent, Subsidiaries Or Affiliates | Domiciliary Location | Relationship to Reporting Entity | Directly Controlled by (Name of Entity/Person) | Type of Control (Ownership, Board, Management, Attorney-in-Fact, Influence, Other) | If Control is Ownership Provide Percentage | Ultimate Controlling Entity(ies)/Person(s) | Is an SCA Filing Required? (Y/N) | * |
| .0707 | UnitedHealth Group Incorporated | .11068 | 30-0029448 | | | | Optum Networks of New Jersey, Inc. | DE | IA | OrthoNet Holdings, Inc. | Ownership | 100.000 | UnitedHealth Group Incorporated | | |
| | | .00000 | 90-1001805 | | | | Optum Nevada Accountable Care Organization LLC | DE | NIA | Collaborative Care Holdings, LLC | Ownership | 100.000 | UnitedHealth Group Incorporated | | |
| | | .00000 | 58-1873062 | | | | Optum of New York, Inc. | NY | NIA | Optum Women's and Children's Health, LLC | Ownership | 100.000 | UnitedHealth Group Incorporated | | |
| | | .00000 | 98-1097761 | | | | Optum Operations (Ireland) Unlimited Company | IRL | NIA | UnitedHealthcare International VII S.à r.l. | Ownership | 100.000 | UnitedHealth Group Incorporated | | |
| | | .00000 | 20-8911466 | | | | Optum Palliative and Hospice Care of Pennsylvania, Inc. | TN | NIA | Hospice Inspiris Holdings, Inc. | Ownership | 100.000 | UnitedHealth Group Incorporated | | |
| | | .00000 | 20-8911303 | | | | Optum Palliative and Hospice Care of Texas, Inc. | TN | NIA | Hospice Inspiris Holdings, Inc. | Ownership | 100.000 | UnitedHealth Group Incorporated | | |
| | | .00000 | 30-0226127 | | | | Optum Palliative and Hospice Care, Inc. | DE | NIA | Collaborative Care Holdings, LLC | Ownership | 100.000 | UnitedHealth Group Incorporated | | |
| | | .00000 | 84-2827343 | | | | Optum Pharmacy 701, LLC | DE | NIA | OptumRx Administrative Services, LLC | Ownership | 100.000 | UnitedHealth Group Incorporated | | |
| | | .00000 | 46-2731176 | | | | Optum Pharmacy 702, LLC | IN | NIA | OptumRx PBM of Illinois, Inc. | Ownership | 100.000 | UnitedHealth Group Incorporated | | |
| | | .00000 | 45-2532834 | | | | Optum Pharmacy 703, LLC | IN | NIA | OptumRx PBM of Illinois, Inc. | Ownership | 100.000 | UnitedHealth Group Incorporated | | |
| | | .00000 | 55-0824381 | | | | Optum Pharmacy 705, LLC | AL | NIA | BriovaRx of Maine, Inc. | Ownership | 100.000 | UnitedHealth Group Incorporated | | |
| | | .00000 | 20-4581265 | | | | Optum Public Sector Solutions, Inc. | DE | NIA | OptumInsight, Inc. | Ownership | 100.000 | UnitedHealth Group Incorporated | | |
| | | .00000 | 46-3328009 | | | | Optum Rocket, Inc. | DE | NIA | OptumInsight, Inc. | Ownership | 100.000 | UnitedHealth Group Incorporated | | |
| | | .00000 | 26-0543382 | | | | Optum Senior Services, LLC | AL | NIA | Optum Hospice Pharmacy Services, LLC | Ownership | 100.000 | UnitedHealth Group Incorporated | | |
| | | .00000 | 98-1307821 | | | | Optum Services (Ireland) Limited | IRL | NIA | Optum Operations (Ireland) Unlimited Company | Ownership | 100.000 | UnitedHealth Group Incorporated | | |
| | | .00000 | 06-0870003 | | | | Optum Services (Puerto Rico) LLC | PR | NIA | UnitedHealthcare International III B.V. | Ownership | 100.000 | UnitedHealth Group Incorporated | | |
| | | .00000 | 45-4683454 | | | | Optum Services, Inc. | DE | NIA | Optum, Inc. | Ownership | 100.000 | UnitedHealth Group Incorporated | | |
| | | .00000 | 98-1284698 | | | | Optum Solutions do Brasil – Tecnologia e Serviços de Suporte Ltda. | BRA | NIA | Amil Assistência Médica Internacional S.A. | Ownership | 100.000 | UnitedHealth Group Incorporated | | |
| | | .00000 | 98-1284698 | | | | Optum Solutions do Brasil – Tecnologia e Serviços de Suporte Ltda. | BRA | NIA | Cemed Care – Empresa de Atendimento Clínico Geral Ltda. | Ownership | 0.000 | UnitedHealth Group Incorporated | | |
| | | .00000 | 98-0644599 | | | | Optum Solutions UK Holdings Limited | GBR | NIA | Optum Health & Technology Holdings (US), Inc. | Ownership | 100.000 | UnitedHealth Group Incorporated | | |
| | | .00000 | 46-5713629 | | | | Optum Technology, Inc. | DE | NIA | Optum, Inc. | Ownership | 100.000 | UnitedHealth Group Incorporated | | |
| | | .00000 | 98-1097769 | | | | Optum UK Solutions Group Limited | GBR | NIA | Optum Solutions UK Holdings Limited | Ownership | 100.000 | UnitedHealth Group Incorporated | | |
| | | .00000 | 58-2205984 | | | | Optum Women's and Children's Health, LLC | DE | NIA | My Wellness Solutions, LLC | Ownership | 100.000 | UnitedHealth Group Incorporated | | |
| | | .00000 | 30-0580620 | 3119994 | | | Optum, Inc. | DE | NIA | United HealthCare Services, Inc. | Ownership | 100.000 | UnitedHealth Group Incorporated | | |
| | | .00000 | 46-3983926 | | | | Optum360 Services, Inc. | DE | NIA | Optum Rocket, Inc. | Ownership | 69.000 | UnitedHealth Group Incorporated | | 2 |
| | | .00000 | 82-3446942 | | | | Optum360 Solutions, LLC | DE | NIA | OptumInsight, Inc. | Ownership | 100.000 | UnitedHealth Group Incorporated | | |
| | | .00000 | 46-3328307 | | | | Optum360, LLC | DE | NIA | Optum Rocket, Inc. | Ownership | 69.000 | UnitedHealth Group Incorporated | | 2 |
| | | .00000 | 45-3007684 | | | | OptumCare ACO Florida, LLC | FL | NIA | OptumCare ACO Holdings, LLC | Ownership | 100.000 | UnitedHealth Group Incorporated | | |
| | | .00000 | 45-3006976 | | | | OptumCare ACO Holdings, LLC | CA | NIA | OptumCare Management, LLC | Ownership | 100.000 | UnitedHealth Group Incorporated | | |
| | | .00000 | 25-1866551 | | | | OptumCare ACO New Mexico, LLC | DE | NIA | OptumCare New Mexico, LLC | Ownership | 100.000 | UnitedHealth Group Incorporated | | |
| | | .00000 | 47-1422097 | | | | OptumCare Clinical Trials, LLC | DE | NIA | OptumCare Holdings, LLC | Ownership | 100.000 | UnitedHealth Group Incorporated | | |
| | | .00000 | 35-2597463 | | | | OptumCare Colorado ASC, LLC | CO | NIA | OptumCare Colorado, LLC | Ownership | 100.000 | UnitedHealth Group Incorporated | | |
| | | .00000 | 47-2218380 | | | | OptumCare Colorado Springs, LLC | CO | NIA | OptumCare Holdings Colorado, LLC | Ownership | 100.000 | UnitedHealth Group Incorporated | | |
| | | .00000 | 47-2196783 | | | | OptumCare Colorado, LLC | CO | NIA | OptumCare Management, LLC | Ownership | 100.000 | UnitedHealth Group Incorporated | | |
| | | .00000 | 26-1508741 | | | | OptumCare Endoscopy Center New Mexico, LLC | NM | NIA | OptumCare New Mexico, LLC | Ownership | 100.000 | UnitedHealth Group Incorporated | | |
| | | .00000 | 82-2227280 | | | | OptumCare Florida CI, LLC | DE | NIA | OptumCare Florida, LLC | Ownership | 100.000 | UnitedHealth Group Incorporated | | |
| | | .00000 | 87-0408859 | | | | OptumCare Florida, LLC | DE | NIA | Intermountain Medical Holdings Nevada, Inc. | Influence | 100.000 | UnitedHealth Group Incorporated | | 5 |
| | | .00000 | 46-2385459 | | | | OptumCare Health Plan of California, Inc. | DE | IA | OptumCare Holdings, LLC | Ownership | 100.000 | UnitedHealth Group Incorporated | | |
| | | .00000 | 30-0999065 | | | | OptumCare Holdings Colorado, LLC | CO | NIA | OptumCare Colorado, LLC | Ownership | 85.000 | UnitedHealth Group Incorporated | | 2 |
| | | .00000 | 20-8571405 | | | | OptumCare Holdings New Mexico, LLC | NM | NIA | OptumCare Management, LLC | Ownership | 100.000 | UnitedHealth Group Incorporated | | |
| | | .00000 | 56-2592163 | | | | OptumCare Holdings, LLC | CA | NIA | Collaborative Care Holdings, LLC | Ownership | 100.000 | UnitedHealth Group Incorporated | | |
| | | .00000 | 95-4509662 | | | | OptumCare Management, LLC | DE | NIA | OptumCare Holdings, LLC | Ownership | 100.000 | UnitedHealth Group Incorporated | | |
| | | .00000 | 20-4043287 | | | | OptumCare New Mexico, LLC | DE | NIA | OptumCare Holdings New Mexico, LLC | Ownership | 100.000 | UnitedHealth Group Incorporated | | |
| | | .00000 | 45-3462809 | | | | OptumCare South Florida, LLC | FL | NIA | OptumCare Management, LLC | Ownership | 100.000 | UnitedHealth Group Incorporated | | |
| | | .00000 | 41-1591944 | | | | OptumHealth Care Solutions, LLC | DE | NIA | OptumInsight, Inc. | Ownership | 100.000 | UnitedHealth Group Incorporated | | |

16.15

SCHEDULE Y
PART 1A - DETAIL OF INSURANCE HOLDING COMPANY SYSTEM

| 1 | 2 | 3 | 4 | 5 | 6 | 7 | 8 | 9 | 10 | 11 | 12 | 13 | 14 | 15 | 16 |
|------------|---------------------------------|-------------------|------------|--------------|-----|--|---|----------------------|----------------------------------|---|--|--|--|----------------------------------|----|
| Group Code | Group Name | NAIC Company Code | ID Number | Federal RSSD | CIK | Name of Securities Exchange if Publicly Traded (U.S. or International) | Names of Parent, Subsidiaries Or Affiliates | Domiciliary Location | Relationship to Reporting Entity | Directly Controlled by (Name of Entity/Person) | Type of Control (Ownership, Board, Management, Attorney-in-Fact, Influence, Other) | If Control is Ownership Provide Percentage | Ultimate Controlling Entity(ies)/Person(s) | Is an SCA Filing Required? (Y/N) | * |
| | | .0000 | 47-0858530 | | | | OptumHealth Financial Services, Inc. | DE | NIA | OptumHealth Holdings, LLC | Ownership | 100.000 | UnitedHealth Group Incorporated | | |
| | | .0000 | 47-1192395 | | | | OptumHealth Holdings, LLC | DE | NIA | Optum, Inc. | Ownership | 100.000 | UnitedHealth Group Incorporated | | |
| | | .0000 | 98-1106868 | | | | OptumHealth International B.V. | NLD | NIA | Catamaran S.á.r.l. | Ownership | 100.000 | UnitedHealth Group Incorporated | | |
| | | .0000 | | | | | OptumInsight Holdings, LLC | DE | NIA | Optum, Inc. | Ownership | 100.000 | UnitedHealth Group Incorporated | | |
| | | .0000 | 98-1401978 | | | | OptumInsight India Private Limited | IND | NIA | ABCO International Holdings, LLC | Ownership | 99.065 | UnitedHealth Group Incorporated | | |
| | | .0000 | 98-1401978 | | | | OptumInsight India Private Limited | IND | NIA | The Advisory Board Company | Ownership | 0.935 | UnitedHealth Group Incorporated | | |
| | | .0000 | 04-3383745 | | | | OptumInsight Life Sciences, Inc. | DE | NIA | OptumInsight, Inc. | Ownership | 100.000 | UnitedHealth Group Incorporated | | |
| | | .0000 | 41-1858498 | | | | OptumInsight, Inc. | DE | NIA | OptumInsight Holdings, LLC | Ownership | 100.000 | UnitedHealth Group Incorporated | | |
| | | .0000 | 75-2578509 | | | | OptumRx Administrative Services, LLC | TX | NIA | OptumRx Holdings I, LLC | Ownership | 100.000 | UnitedHealth Group Incorporated | | |
| | | .0000 | 31-1728846 | | | | OptumRx Discount Card Services, LLC | DE | NIA | OptumRx PBM of Illinois, Inc. | Ownership | 100.000 | UnitedHealth Group Incorporated | | |
| | | .0000 | 47-4734235 | | | | OptumRx Group Holdings, Inc. | DE | NIA | Optum, Inc. | Ownership | 100.000 | UnitedHealth Group Incorporated | | |
| | | .0000 | 46-0666840 | | | | OptumRx Health Solutions, LLC | DE | NIA | OptumRx Administrative Services, LLC | Ownership | 100.000 | UnitedHealth Group Incorporated | | |
| | | .0000 | 80-0870454 | | | | OptumRx Holdings I, LLC | DE | NIA | OptumRx Group Holdings, Inc. | Ownership | 100.000 | UnitedHealth Group Incorporated | | |
| | | .0000 | | | | | OptumRx Holdings, LLC | DE | NIA | Optum, Inc. | Ownership | 100.000 | UnitedHealth Group Incorporated | | |
| | | .0000 | 34-1472211 | | | | OptumRx Home Delivery of Ohio, LLC | OH | NIA | OptumRx Health Solutions, LLC | Ownership | 100.000 | UnitedHealth Group Incorporated | | |
| | | .0000 | 20-0218027 | | | | OptumRx IPA III, Inc. | NY | NIA | OptumRx PBM of Maryland, LLC | Ownership | 100.000 | UnitedHealth Group Incorporated | | |
| | | .0000 | 20-0151096 | | | | OptumRx NY IPA, Inc. | NY | NIA | OptumRx, Inc. | Ownership | 100.000 | UnitedHealth Group Incorporated | | |
| | | .0000 | 27-3419292 | | | | OptumRx of Pennsylvania, LLC | DE | NIA | OptumRx Health Solutions, LLC | Ownership | 100.000 | UnitedHealth Group Incorporated | | |
| | | .0000 | 11-2581812 | | | | OptumRx PBM of Illinois, Inc. | DE | NIA | OptumRx Administrative Services, LLC | Ownership | 100.000 | UnitedHealth Group Incorporated | | |
| | | .0000 | 88-0361447 | | | | OptumRx PBM of Maryland, LLC | NV | NIA | OptumRx Health Solutions, LLC | Ownership | 100.000 | UnitedHealth Group Incorporated | | |
| | | .0000 | 03-0592263 | | | | OptumRx PBM of Pennsylvania, LLC | PA | NIA | OptumRx of Pennsylvania, LLC | Ownership | 100.000 | UnitedHealth Group Incorporated | | |
| | | .0000 | 26-1424534 | | | | OptumRx PBM of Puerto Rico, LLC | NV | NIA | OptumRx PBM of Maryland, LLC | Ownership | 100.000 | UnitedHealth Group Incorporated | | |
| | | .0000 | 38-3693753 | | | | OptumRx PBM of Wisconsin, LLC | WI | NIA | OptumRx PBM of Illinois, Inc. | Ownership | 100.000 | UnitedHealth Group Incorporated | | |
| | | .0000 | 16-1767416 | | | | OptumRx PD of Pennsylvania, LLC | PA | NIA | OptumRx of Pennsylvania, LLC | Ownership | 100.000 | UnitedHealth Group Incorporated | | |
| | | .0000 | 88-0373347 | | | | OptumRx Pharmacy of Nevada, Inc. | NV | NIA | OptumRx Health Solutions, LLC | Ownership | 100.000 | UnitedHealth Group Incorporated | | |
| | | .0000 | 47-3146510 | | | | OptumRx Pharmacy, Inc. | DE | NIA | OptumRx, Inc. | Ownership | 100.000 | UnitedHealth Group Incorporated | | |
| | | .0000 | 33-0441200 | | | | OptumRx, Inc. | CA | NIA | OptumRx Holdings, LLC | Ownership | 100.000 | UnitedHealth Group Incorporated | | |
| | | .0000 | 52-2016292 | | | | OptumServe Technology Services, Inc. | MD | NIA | OptumInsight, Inc. | Ownership | 100.000 | UnitedHealth Group Incorporated | | |
| | | .0000 | 22-3883387 | | | | OREGON OUTPATIENT SURGERY CENTER, LLC | OR | NIA | Providence & SCA Off-Campus Holdings, LLC | Influence | 51.180 | UnitedHealth Group Incorporated | | 5 |
| | | .0000 | 59-3125869 | | | | Orlando Center for Outpatient Surgery, L.P. | GA | NIA | Surgical Health of Orlando, LLC | Ownership | 51.000 | UnitedHealth Group Incorporated | | 2 |
| | | .0000 | 46-2881462 | | | | Orthology Mid-Atlantic, Inc. | DE | NIA | Orthology, Inc. | Ownership | 100.000 | UnitedHealth Group Incorporated | | |
| | | .0000 | 46-2742615 | | | | Orthology, Inc. | DE | NIA | UnitedHealth Group Ventures, LLC | Ownership | 100.000 | UnitedHealth Group Incorporated | | |
| | | .0000 | 13-3960641 | | | | OrthoNet Holdings, Inc. | DE | NIA | OptumHealth Care Solutions, LLC | Ownership | 100.000 | UnitedHealth Group Incorporated | | |
| | | .0000 | 13-3818652 | | | | OrthoNet LLC | NY | NIA | OrthoNet Holdings, Inc. | Ownership | 100.000 | UnitedHealth Group Incorporated | | |
| | | .0000 | 13-4025898 | | | | OrthoNet New York IPA, Inc. | NY | NIA | OrthoNet Holdings, Inc. | Ownership | 100.000 | UnitedHealth Group Incorporated | | |
| | | .0000 | 26-2884306 | | | | OrthoNet of the South, Inc. | DE | NIA | OrthoNet Holdings, Inc. | Ownership | 100.000 | UnitedHealth Group Incorporated | | |
| | | .0000 | 46-1581769 | | | | OrthoNet Services, Inc. | DE | NIA | OrthoNet Holdings, Inc. | Ownership | 100.000 | UnitedHealth Group Incorporated | | |
| | | .0000 | 20-0221966 | | | | OrthoNet West, Inc. | DE | NIA | OrthoNet Holdings, Inc. | Ownership | 100.000 | UnitedHealth Group Incorporated | | |
| | | .0000 | 81-2594417 | | | | ORTHOPEDIC SURGERY CENTER OF PALM BEACH COUNTY, LLC | FL | NIA | SCA-Palm Beach, LLC | Influence | 20.000 | UnitedHealth Group Incorporated | | 5 |
| | | .0000 | | | | | OSB – Tecnologia e Serviços de Suporte Ltda. | BRA | NIA | Amil Assistência Médica Internacional S.A. | Ownership | 99.990 | UnitedHealth Group Incorporated | | |
| | | .0000 | | | | | OSB – Tecnologia e Serviços de Suporte Ltda. | BRA | NIA | Cemed Care – Empresa de Atendimento Clínico Geral Ltda. | Ownership | 0.010 | UnitedHealth Group Incorporated | | |
| | | .0000 | 41-1921007 | | | | Ovations, Inc. | DE | NIA | United HealthCare Services, Inc. | Ownership | 100.000 | UnitedHealth Group Incorporated | | |
| | | .0000 | 06-1587795 | | | | Oxford Benefit Management, Inc. | CT | NIA | Oxford Health Plans LLC | Ownership | 100.000 | UnitedHealth Group Incorporated | | |
| .0707 | UnitedHealth Group Incorporated | 78026 | 22-2797560 | | | | Oxford Health Insurance, Inc. | NY | IA | UnitedHealthcare Insurance Company | Ownership | 100.000 | UnitedHealth Group Incorporated | | |
| .0707 | UnitedHealth Group Incorporated | 96798 | 06-1181201 | | | | Oxford Health Plans (CT), Inc. | CT | IA | Oxford Health Plans LLC | Ownership | 100.000 | UnitedHealth Group Incorporated | | |
| .0707 | UnitedHealth Group Incorporated | 95506 | 22-2745725 | | | | Oxford Health Plans (NJ), Inc. | NJ | IA | Oxford Health Plans LLC | Ownership | 100.000 | UnitedHealth Group Incorporated | | |
| .0707 | UnitedHealth Group Incorporated | 95479 | 06-1181200 | | | | Oxford Health Plans (NY), Inc. | NY | IA | Oxford Health Plans LLC | Ownership | 100.000 | UnitedHealth Group Incorporated | | |
| | | .0000 | 52-2443751 | | | | Oxford Health Plans LLC | DE | NIA | UnitedHealth Group Incorporated | Ownership | 100.000 | UnitedHealth Group Incorporated | | |
| | | .0000 | 27-0008097 | | | | P2P Link, LLC | DE | NIA | SPS, LLC | Ownership | 100.000 | UnitedHealth Group Incorporated | | |
| | | .0000 | | | | | Pacific Casualty Company, Inc. | HI | NIA | USHEALTH Group, Inc. | Influence | 100.000 | UnitedHealth Group Incorporated | | 5 |

STATEMENT AS OF SEPTEMBER 30, 2019 OF THE UnitedHealthcare Plan of the River Valley, Inc.

SCHEDULE Y
PART 1A - DETAIL OF INSURANCE HOLDING COMPANY SYSTEM

| 1 | 2 | 3 | 4 | 5 | 6 | 7 | 8 | 9 | 10 | 11 | 12 | 13 | 14 | 15 | 16 |
|------------|---------------------------------|-------------------|------------|--------------|-----|--|---|-----------------------|-----------------------------------|--|--|--|--|-----------------------------------|----|
| Group Code | Group Name | NAIC Company Code | ID Number | Federal RSSD | CIK | Name of Securities Exchange if Publicly Traded (U.S. or International) | Names of Parent, Subsidiaries Or Affiliates | Domi-ciliary Location | Relation-ship to Reporting Entity | Directly Controlled by (Name of Entity/Person) | Type of Control (Ownership, Board, Management, Attorney-in-Fact, Influence, Other) | If Control is Ownership Provide Percentage | Ultimate Controlling Entity(ies)/Person(s) | Is an SCA Filing Re-quired? (Y/N) | * |
| .0707 | UnitedHealth Group Incorporated | 70785 | 35-1137395 | | | | PacifiCare Life and Health Insurance Company | IN | IA | United HealthCare Services, Inc. | Ownership | 100.000 | UnitedHealth Group Incorporated | | |
| .0707 | UnitedHealth Group Incorporated | 84506 | 95-2829463 | | | | PacifiCare Life Assurance Company | CO | IA | United HealthCare Services, Inc. | Ownership | 100.000 | UnitedHealth Group Incorporated | | |
| .0707 | UnitedHealth Group Incorporated | 95617 | 94-3267522 | | | | PacifiCare of Arizona, Inc. | AZ | IA | United HealthCare Services, Inc. | Ownership | 100.000 | UnitedHealth Group Incorporated | | |
| .0707 | UnitedHealth Group Incorporated | 95434 | 84-1011378 | | | | PacifiCare of Colorado, Inc. | CO | IA | United HealthCare Services, Inc. | Ownership | 100.000 | UnitedHealth Group Incorporated | | |
| .0707 | UnitedHealth Group Incorporated | 95685 | 86-0875231 | | | | PacifiCare of Nevada, Inc. | NV | IA | United HealthCare Services, Inc. | Ownership | 100.000 | UnitedHealth Group Incorporated | | |
| | | .00000 | 98-1444613 | | | | Pacifico S.A. Entidad Prestadora de Salud | PER | NIA | Empremédica S. A. | Ownership | 50.000 | UnitedHealth Group Incorporated | | 2 |
| | | .00000 | 62-1595402 | | | | Paoli Ambulatory Surgery Center | PA | NIA | SCA-Paoli, LLC | Ownership | 51.000 | UnitedHealth Group Incorporated | | 2 |
| | | .00000 | 62-1547618 | | | | Paoli Surgery Center, L.P. | TN | NIA | Paoli Ambulatory Surgery Center | Ownership | 64.250 | UnitedHealth Group Incorporated | | 2 |
| | | .00000 | 45-1484375 | | | | Park Hill Surgery Center, LLC | TX | NIA | THR-SCA Holdings, LLC | Influence | 51.000 | UnitedHealth Group Incorporated | | 5 |
| | | .00000 | 20-4127100 | | | | Parkway Surgery Center, LLC | DE | NIA | SCA-Hagerstown, LLC | Ownership | 73.690 | UnitedHealth Group Incorporated | | 2 |
| | | .00000 | 63-1271644 | | | | Pasteur Plaza Surgery Center GP, Inc. | DE | NIA | ASC Network, LLC | Ownership | 100.000 | UnitedHealth Group Incorporated | | |
| | | .00000 | | | | | PatientsLikeMe LLC | DE | NIA | United HealthCare Services, Inc. | Ownership | 100.000 | UnitedHealth Group Incorporated | | |
| | | .00000 | | | | | Patrimonio Autónomo Nueva Clínica - PANC | COL | NIA | Clínica del Country S.A. | Ownership | 65.170 | UnitedHealth Group Incorporated | | 2 |
| | | .00000 | | | | | Patrimonio Autónomo Nueva Clínica - PANC | COL | NIA | Banmedica Internacional SpA | Ownership | 9.590 | UnitedHealth Group Incorporated | | 2 |
| | | .00000 | 62-1451147 | | | | Payment Resolution Services, LLC | TN | NIA | OptumInsight, Inc. | Ownership | 100.000 | UnitedHealth Group Incorporated | | |
| | | .00000 | 75-3265056 | | | | PCCCV, Inc. | CA | NIA | PrimeCare Medical Network, Inc. | Ownership | 100.000 | UnitedHealth Group Incorporated | | |
| .0707 | UnitedHealth Group Incorporated | 13607 | 20-5662149 | | | | Peoples Health, Inc. | LA | IA | New Orleans Regional Physician Hospital Organization, L.L.C. | Ownership | 100.000 | UnitedHealth Group Incorporated | | |
| | | .00000 | 58-1978405 | | | | Perimeter Center for Outpatient Surgery, L.P. | GA | NIA | SHC Atlanta, LLC | Influence | 18.643 | UnitedHealth Group Incorporated | | 5 |
| | | .00000 | 23-2171049 | | | | Pharmacy Software Holdco, Inc. | PA | NIA | OptumRx Administrative Services, LLC | Ownership | 100.000 | UnitedHealth Group Incorporated | | |
| | | .00000 | 35-2288416 | | | | PHC Subsidiary Holdings, LLC | TX | NIA | United HealthCare Services, Inc. | Ownership | 100.000 | UnitedHealth Group Incorporated | | |
| | | .00000 | 81-2902954 | | | | Physician Alliance of the Rockies, LLC | CO | NIA | New West Physicians, Inc. | Ownership | 100.000 | UnitedHealth Group Incorporated | | |
| | | .00000 | 30-0516435 | | | | Physician Partners Medical Group, Inc. | CA | NIA | Physician(s) owned | Influence | 0.000 | UnitedHealth Group Incorporated | | 4 |
| | | .00000 | 59-3438026 | | | | PHYSICIANS DAY SURGERY CENTER, LLC | FL | NIA | SCA-Naples, LLC | Ownership | 51.000 | UnitedHealth Group Incorporated | | 2 |
| .0707 | UnitedHealth Group Incorporated | 11494 | 04-3677255 | | | | Physicians Health Choice of Texas, LLC | TX | IA | PHC Subsidiary Holdings, LLC | Ownership | 100.000 | UnitedHealth Group Incorporated | | |
| | | .00000 | 52-1162824 | | | | Physicians Health Plan of Maryland, Inc. | MD | NIA | United HealthCare Services, Inc. | Ownership | 100.000 | UnitedHealth Group Incorporated | | |
| | | .00000 | 98-1388873 | | | | Piano de Saúde Ana Costa Ltda. | BRA | IA | Amil Assistência Médica Internacional S.A. | Ownership | 74.860 | UnitedHealth Group Incorporated | | |
| | | .00000 | 98-1388873 | | | | Piano de Saúde Ana Costa Ltda. | BRA | IA | Santos Administração e Participações S.A. | Ownership | 25.140 | UnitedHealth Group Incorporated | | |
| | | .00000 | 66-0742844 | | | | Plus One Health Management Puerto Rico, Inc. | PR | NIA | Plus One Holdings, Inc. | Ownership | 100.000 | UnitedHealth Group Incorporated | | |
| | | .00000 | 13-3613705 | | | | Plus One Holdings, Inc. | DE | NIA | OptumHealth Care Solutions, LLC | Ownership | 100.000 | UnitedHealth Group Incorporated | | |
| | | .00000 | 80-0670247 | | | | PMI Acquisition, LLC | DE | NIA | Progressive Enterprises Holdings, Inc. | Ownership | 100.000 | UnitedHealth Group Incorporated | | |
| | | .00000 | 26-3148744 | | | | PMSI Holdings, LLC | DE | NIA | Progressive Enterprises Holdings, Inc. | Ownership | 100.000 | UnitedHealth Group Incorporated | | |
| | | .00000 | 59-3166848 | | | | PMSI Settlement Solutions, LLC | FL | NIA | PMSI Holdings, LLC | Ownership | 100.000 | UnitedHealth Group Incorporated | | |
| | | .00000 | 56-2422696 | | | | PMSI, LLC | FL | NIA | PMSI Holdings, LLC | Ownership | 100.000 | UnitedHealth Group Incorporated | | |
| | | .00000 | 98-1083164 | | | | Polar II Fundo de Investimento em Participações Multiestrategia | BRA | NIA | UnitedHealthcare International IV S.á r.l. | Ownership | 100.000 | UnitedHealth Group Incorporated | | |
| | | .00000 | 47-5563848 | | | | Polo Holdco, LLC | DE | NIA | Collaborative Care Holdings, LLC | Ownership | 80.100 | UnitedHealth Group Incorporated | | 2 |
| | | .00000 | 46-5415205 | | | | POMCO Network, Inc. | NY | NIA | POMCO, Inc. | Ownership | 100.000 | UnitedHealth Group Incorporated | | |
| | | .00000 | 15-0581348 | | | | POMCO, Inc. | NY | NIA | UMR, Inc. | Ownership | 100.000 | UnitedHealth Group Incorporated | | |
| | | .00000 | 33-0261822 | | | | Pomerado Outpatient Surgical Center, Inc. | CA | NIA | ASC Network, LLC | Ownership | 100.000 | UnitedHealth Group Incorporated | | |
| | | .00000 | 33-0752699 | | | | Pomerado Outpatient Surgical Center, L.P. | CA | NIA | Pomerado Outpatient Surgical Center, Inc. | Ownership | 57.500 | UnitedHealth Group Incorporated | | 2 |
| | | .00000 | 27-1454121 | | | | PPH Holdings, LLC | DE | NIA | Practice Partners in Healthcare, Inc. | Influence | 1.000 | UnitedHealth Group Incorporated | | 5 |
| | | .00000 | | | | | Precision Dialing Services, Inc. | DE | NIA | USHEALTH Career Agency, Inc. | Ownership | 100.000 | UnitedHealth Group Incorporated | | |
| | | .00000 | 65-0683927 | | | | Preferred Care Partners Holding, Corp. | FL | NIA | United HealthCare Services, Inc. | Ownership | 100.000 | UnitedHealth Group Incorporated | | |
| | | .00000 | 26-1845018 | | | | Preferred Care Partners Medical Group, Inc. | FL | NIA | Preferred Care Partners Holding, Corp. | Ownership | 100.000 | UnitedHealth Group Incorporated | | |
| .0707 | UnitedHealth Group Incorporated | 11176 | 65-0885893 | | | | Preferred Care Partners, Inc. | FL | IA | Preferred Care Partners Holding, Corp. | Ownership | 100.000 | UnitedHealth Group Incorporated | | |
| | | .00000 | 75-3265059 | | | | Premier Choice ACO, Inc. | CA | NIA | PrimeCare Medical Network, Inc. | Ownership | 100.000 | UnitedHealth Group Incorporated | | |
| | | .00000 | 72-1378216 | | | | Premier Surgery Center of Louisville, L.P. | TN | NIA | SCA Premier Surgery Center of Louisville, LLC | Ownership | 51.000 | UnitedHealth Group Incorporated | | 2 |
| | | .00000 | 33-0527335 | | | | Primary Care Associated Medical Group, Inc. | CA | NIA | Physician(s) owned | Influence | 0.000 | UnitedHealth Group Incorporated | | 4 |

STATEMENT AS OF SEPTEMBER 30, 2019 OF THE UnitedHealthcare Plan of the River Valley, Inc.

SCHEDULE Y
PART 1A - DETAIL OF INSURANCE HOLDING COMPANY SYSTEM

| 1 | 2 | 3 | 4 | 5 | 6 | 7 | 8 | 9 | 10 | 11 | 12 | 13 | 14 | 15 | 16 |
|------------|------------|-------------------|------------|--------------|-----|--|--|----------------------|----------------------------------|--|--|--|--|----------------------------------|----|
| Group Code | Group Name | NAIC Company Code | ID Number | Federal RSSD | CIK | Name of Securities Exchange if Publicly Traded (U.S. or International) | Names of Parent, Subsidiaries Or Affiliates | Domiciliary Location | Relationship to Reporting Entity | Directly Controlled by (Name of Entity/Person) | Type of Control (Ownership, Board, Management, Attorney-in-Fact, Influence, Other) | If Control is Ownership Provide Percentage | Ultimate Controlling Entity(ies)/Person(s) | Is an SCA Filing Required? (Y/N) | * |
| | | .0000 | 30-0516440 | | | | Prime Community Care, Inc. | CA | NIA | Physician(s) owned | Influence | 0.000 | UnitedHealth Group Incorporated | | .4 |
| | | .0000 | 88-0253112 | | | | Prime Health, Inc. | NV | NIA | Sierra Health Services, Inc. | Ownership | 100.000 | UnitedHealth Group Incorporated | | |
| | | .0000 | 33-0607478 | | | | PrimeCare Medical Network, Inc. | CA | IA | NAMM Holdings, Inc. | Ownership | 100.000 | UnitedHealth Group Incorporated | | |
| | | .0000 | 87-0757397 | | | | PrimeCare of Citrus Valley, Inc. | CA | NIA | PrimeCare Medical Network, Inc. | Ownership | 80.000 | UnitedHealth Group Incorporated | | .2 |
| | | .0000 | 33-0674407 | | | | PrimeCare of Corona, Inc. | CA | NIA | PrimeCare Medical Network, Inc. | Ownership | 100.000 | UnitedHealth Group Incorporated | | |
| | | .0000 | 33-0674401 | | | | PrimeCare of Hemet Valley, Inc. | CA | NIA | PrimeCare Medical Network, Inc. | Ownership | 100.000 | UnitedHealth Group Incorporated | | |
| | | .0000 | 33-0674408 | | | | PrimeCare of Inland Valley, Inc. | CA | NIA | PrimeCare Medical Network, Inc. | Ownership | 100.000 | UnitedHealth Group Incorporated | | |
| | | .0000 | 33-0674402 | | | | PrimeCare of Moreno Valley, Inc. | CA | NIA | PrimeCare Medical Network, Inc. | Ownership | 100.000 | UnitedHealth Group Incorporated | | |
| | | .0000 | 33-0674400 | | | | PrimeCare of Redlands, Inc. | CA | NIA | PrimeCare Medical Network, Inc. | Ownership | 100.000 | UnitedHealth Group Incorporated | | |
| | | .0000 | 33-0674404 | | | | PrimeCare of Riverside, Inc. | CA | NIA | PrimeCare Medical Network, Inc. | Ownership | 100.000 | UnitedHealth Group Incorporated | | |
| | | .0000 | 14-1915328 | | | | PrimeCare of San Bernardino, Inc. | CA | NIA | PrimeCare Medical Network, Inc. | Ownership | 100.000 | UnitedHealth Group Incorporated | | |
| | | .0000 | 33-0698439 | | | | PrimeCare of Sun City, Inc. | CA | NIA | PrimeCare Medical Network, Inc. | Ownership | 100.000 | UnitedHealth Group Incorporated | | |
| | | .0000 | 33-0674409 | | | | PrimeCare of Temecula, Inc. | CA | NIA | PrimeCare Medical Network, Inc. | Ownership | 100.000 | UnitedHealth Group Incorporated | | |
| | | .0000 | 14-1873402 | | | | Procura Management, Inc. | DE | NIA | Healthcare Solutions, Inc. | Ownership | 100.000 | UnitedHealth Group Incorporated | | |
| | | .0000 | 27-4371197 | | | | Progressive Enterprises Holdings, Inc. | DE | NIA | OptumRx, Inc. | Ownership | 100.000 | UnitedHealth Group Incorporated | | |
| | | .0000 | 31-1192384 | | | | Progressive Medical, LLC | OH | NIA | PMI Acquisition, LLC | Ownership | 100.000 | UnitedHealth Group Incorporated | | |
| | | .0000 | 45-4469117 | | | | ProHEALTH Accountable Care Medical Group, PLLC | | | PROHEALTH CARE ASSOCIATES, L.L.P. | Influence | 0.000 | UnitedHealth Group Incorporated | | .5 |
| | | .0000 | 11-3447394 | | | | ProHEALTH Ambulatory Surgery Center, Inc. | NY | NIA | Physician(s) owned | Influence | 0.000 | UnitedHealth Group Incorporated | | .4 |
| | | .0000 | 11-3355604 | | | | ProHEALTH Care Associates LLP | NY | NIA | ProHEALTH Medical NY, P.C. | Influence | 0.000 | UnitedHealth Group Incorporated | | .4 |
| | | .0000 | 32-0229091 | | | | ProHEALTH Fitness of Lake Success, LLC | NY | NIA | ProHEALTH Medical Management, LLC | Ownership | 82.620 | UnitedHealth Group Incorporated | | .2 |
| | | .0000 | 47-1049961 | | | | ProHEALTH Medical Management, LLC | DE | NIA | Collaborative Care Holdings, LLC | Ownership | 100.000 | UnitedHealth Group Incorporated | | |
| | | .0000 | 45-5470737 | | | | ProHealth Physicians ACO, LLC | CT | NIA | ProHealth Physicians, Inc. | Ownership | 100.000 | UnitedHealth Group Incorporated | | |
| | | .0000 | 06-1446075 | | | | ProHealth Physicians, Inc. | CT | NIA | Polo Holcoo, LLC | Ownership | 100.000 | UnitedHealth Group Incorporated | | |
| | | .0000 | 06-1469068 | | | | ProHealth Physicians, P.C. | CT | NIA | Physician(s) owned | Influence | 0.000 | UnitedHealth Group Incorporated | | .4 |
| | | .0000 | 32-0455430 | | | | ProHealth Proton Center Management, LLC | DE | NIA | ProHEALTH Medical Management, LLC | Ownership | 100.000 | UnitedHealth Group Incorporated | | |
| | | .0000 | 47-5661535 | | | | ProHEALTH Urgent Care Medicine of New Jersey LLP | NJ | NIA | Physician(s) owned | Influence | 0.000 | UnitedHealth Group Incorporated | | .4 |
| | | .0000 | 46-1883579 | | | | ProHEALTH Urgent Care Medicine, PLLC | NY | NIA | PROHEALTH CARE ASSOCIATES, L.L.P. | Influence | 0.000 | UnitedHealth Group Incorporated | | .5 |
| | | .0000 | | | | | Promotora Country S.A. | COL | NIA | Banmedica S.A. | Ownership | 50.000 | UnitedHealth Group Incorporated | | .3 |
| | | .0000 | 22-3493126 | | | | Pronounced Health Solutions, Inc. | DE | NIA | My Wellness Solutions, LLC | Ownership | 100.000 | UnitedHealth Group Incorporated | | |
| | | .0000 | 98-1444638 | | | | Prosemedic S.A.C. | PER | NIA | Pacifico S.A. Entidad Prestadora de Salud | Ownership | 80.000 | UnitedHealth Group Incorporated | | .1 |
| | | .0000 | | | | | Prospero Health, LLC | DE | NIA | Optum Growth Partners, LLC | Ownership | 100.000 | UnitedHealth Group Incorporated | | |
| | | .0000 | 82-3765555 | | | | Providence & SCA Off-Campus Holdings, LLC | DE | NIA | SCA-Portland, LLC | Influence | 0.400 | UnitedHealth Group Incorporated | | .5 |
| | | .0000 | 82-3270499 | | | | Providence & SCA On-Campus Holdings, LLC | DE | NIA | SCA-Portland, LLC | Influence | 0.200 | UnitedHealth Group Incorporated | | .5 |
| | | .0000 | 83-1591205 | | | | Providence & SCA Outreach Markets Holdings, LLC | DE | NIA | SCA-Portland, LLC | Influence | 0.490 | UnitedHealth Group Incorporated | | .5 |
| | | .0000 | 90-0876656 | | | | PS Center, LLC | CA | NIA | Beach Surgical Holdings II LLC | Influence | 100.000 | UnitedHealth Group Incorporated | | .5 |
| | | .0000 | 93-1068319 | | | | Pueblo-SCA Surgery Center, LLC | DE | NIA | SC Affiliates, LLC | Ownership | 100.000 | UnitedHealth Group Incorporated | | |
| | | .0000 | | | | | Pulse Platform, LLC | DE | NIA | Rally Health, Inc. | Ownership | 100.000 | UnitedHealth Group Incorporated | | |
| | | .0000 | 46-3901920 | | | | Qol Acquisition Holdings Corp. | DE | NIA | Genoa Healthcare, Inc. | Ownership | 100.000 | UnitedHealth Group Incorporated | | |
| | | .0000 | 35-2493256 | | | | Rally Health, Inc. | DE | NIA | Optum Digital Health Holdings, LLC | Ownership | 100.000 | UnitedHealth Group Incorporated | | |
| | | .0000 | 80-0947972 | | | | Real Appeal, Inc. | DE | NIA | Rally Health, Inc. | Ownership | 100.000 | UnitedHealth Group Incorporated | | |
| | | .0000 | | | | | Recaudación y Cobranzas Honodav Ltda. | CHL | NIA | Clínica Dávila y Servicios Médicos S.A. | Ownership | 99.000 | UnitedHealth Group Incorporated | | |
| | | .0000 | | | | | Recaudación y Cobranzas Honodav Ltda. | CHL | NIA | Servicios Integrados de Salud Ltda. | Ownership | 1.000 | UnitedHealth Group Incorporated | | |
| | | .0000 | 94-3115625 | | | | Redlands Ambulatory Surgery Center | CA | NIA | Redlands-SCA Surgery Centers, Inc. | Ownership | 54.000 | UnitedHealth Group Incorporated | | .2 |
| | | .0000 | | | | | Redlands Family Practice Medical Group, Inc. | | | | | | | | |
| | | .0000 | 56-2627067 | | | | | | | Physician(s) owned | Influence | 0.000 | UnitedHealth Group Incorporated | | .4 |
| | | .0000 | 94-3115627 | | | | Redlands-SCA Surgery Centers, Inc. | CA | NIA | SC Affiliates, LLC | Ownership | 100.000 | UnitedHealth Group Incorporated | | |
| | | .0000 | 94-3323051 | | | | Redwood City Endoscopy Suite, LLC | CA | NIA | SCA Pacific Holdings, Inc. | Influence | 0.500 | UnitedHealth Group Incorporated | | .5 |
| | | .0000 | 22-2912515 | | | | Reliant Medical Group, Inc. | MA | NIA | Reliant MSO, LLC | Influence | 0.000 | UnitedHealth Group Incorporated | | .5 |
| | | .0000 | 82-3745100 | | | | Reliant MSO, LLC | DE | NIA | Collaborative Care Holdings, LLC | Ownership | 100.000 | UnitedHealth Group Incorporated | | |
| | | .0000 | 32-0543788 | | | | Renai Health Holdings, Inc. | DE | NIA | UnitedHealth Group Ventures, LLC | Ownership | 100.000 | UnitedHealth Group Incorporated | | |
| | | .0000 | 82-3161933 | | | | Renai Health IPA, LLC | DE | NIA | Renai Health Holdings, Inc. | Ownership | 100.000 | UnitedHealth Group Incorporated | | |

16.18

STATEMENT AS OF SEPTEMBER 30, 2019 OF THE UnitedHealthcare Plan of the River Valley, Inc.

SCHEDULE Y
PART 1A - DETAIL OF INSURANCE HOLDING COMPANY SYSTEM

| 1 | 2 | 3 | 4 | 5 | 6 | 7 | 8 | 9 | 10 | 11 | 12 | 13 | 14 | 15 | 16 |
|------------|---------------------------------|-------------------|------------|--------------|-----|--|--|----------------------|----------------------------------|--|--|--|--|----------------------------------|----|
| Group Code | Group Name | NAIC Company Code | ID Number | Federal RSSD | CIK | Name of Securities Exchange if Publicly Traded (U.S. or International) | Names of Parent, Subsidiaries Or Affiliates | Domiciliary Location | Relationship to Reporting Entity | Directly Controlled by (Name of Entity/Person) | Type of Control (Ownership, Board, Management, Attorney-in-Fact, Influence, Other) | If Control is Ownership Provide Percentage | Ultimate Controlling Entity(ies)/Person(s) | Is an SCA Filing Required? (Y/N) | * |
| | | .0000 | 82-3130872 | | | | Renai Health Management, LLC | DE | NIA | Renai Health Holdings, Inc. | Ownership | 100.000 | UnitedHealth Group Incorporated | | |
| | | .0000 | 46-0758315 | | | | River Valley ASC, LLC | CT | NIA | SCA-River Valley, LLC | Ownership | 55.360 | UnitedHealth Group Incorporated | | 2 |
| | | .0000 | 20-3420379 | | | | Riverside Electronic Healthcare Resources, Inc. | CA | NIA | Riverside Community Healthplan Medical Group, Inc. | Influence | 100.000 | UnitedHealth Group Incorporated | | 5 |
| | | .0000 | 32-0500242 | | | | Riverside Medical Management, LLC | DE | NIA | ProHEALTH Medical Management, LLC | Ownership | 100.000 | UnitedHealth Group Incorporated | | |
| | | .0000 | 22-3624559 | | | | Riverside Pediatric Group, P.C. | NJ | NIA | Physician(s) owned | Influence | 0.000 | UnitedHealth Group Incorporated | | 4 |
| | | .0000 | 86-0857176 | | | | Robert B. McBeath, M.D. II, P.C. | NV | NIA | Physician(s) owned | Influence | 0.000 | UnitedHealth Group Incorporated | | 4 |
| | | .0000 | 46-2662506 | | | | Robert B. McBeath, M.D. III, P.C. | NV | NIA | Physician(s) owned | Influence | 0.000 | UnitedHealth Group Incorporated | | 4 |
| .0707 | UnitedHealth Group Incorporated | 95482 | 84-0614905 | | | | Rocky Mountain Health Maintenance Organization, Incorporated | CO | IA | United HealthCare Services, Inc. | Ownership | 100.000 | UnitedHealth Group Incorporated | | |
| | | .0000 | 84-1224718 | | | | Rocky Mountain HealthCare Options, Inc. | CO | NIA | Rocky Mountain Health Maintenance Organization, Incorporated | Ownership | 100.000 | UnitedHealth Group Incorporated | | |
| | | .0000 | | | | | Saden S.A. | CHL | NIA | Bamédica S.A. | Ownership | 99.920 | UnitedHealth Group Incorporated | | |
| | | .0000 | | | | | Saden S.A. | CHL | NIA | Clínica Dávila y Servicios Médicos S.A. | Ownership | 0.080 | UnitedHealth Group Incorporated | | |
| | | .0000 | | | | | Sahtu Medical Ltd | CAN | NIA | UnitedHealthcare Global Canada Limited | Ownership | 100.000 | UnitedHealth Group Incorporated | | |
| | | .0000 | 74-2462470 | | | | Salem Surgery Center, LLC | OR | NIA | Surgicare of Salem, LLC | Ownership | 70.000 | UnitedHealth Group Incorporated | | 2 |
| | | .0000 | 45-2219585 | | | | Salveo Specialty Pharmacy, Inc. | DE | NIA | OptumRx Administrative Services, LLC | Ownership | 100.000 | UnitedHealth Group Incorporated | | |
| | | .0000 | 77-0322251 | | | | San Diego Endoscopy Center | CA | NIA | Endoscopy Center Affiliates, Inc. | Influence | 41.000 | UnitedHealth Group Incorporated | | 5 |
| | | .0000 | 27-3787593 | | | | Sand Lake SurgiCenter, LLC | FL | NIA | SCA-Sand Lake, LLC | Ownership | 51.450 | UnitedHealth Group Incorporated | | 2 |
| | | .0000 | 91-2127820 | | | | Santa Cruz Endoscopy Center, LLC | CA | NIA | SCA Pacific Holdings, Inc. | Ownership | 50.000 | UnitedHealth Group Incorporated | | 2 |
| | | .0000 | | | | | Santa Helena Assistência Médica S.A. | BRA | NIA | Elual Participações S.A. | Ownership | 77.301 | UnitedHealth Group Incorporated | | 2 |
| | | .0000 | | | | | Santa Helena Assistência Médica S.A. | BRA | NIA | Amil Assistência Médica Internacional S.A. | Ownership | 22.292 | UnitedHealth Group Incorporated | | 2 |
| | | .0000 | | | | | Santa Helena Assistência Médica S.A. | BRA | NIA | Amil Assistência Médica Internacional S.A. | Ownership | 100.000 | UnitedHealth Group Incorporated | | |
| | | .0000 | 84-1754732 | | | | Santos Administração e Participações S.A. | DE | NIA | Physician(s) owned | Influence | 100.000 | UnitedHealth Group Incorporated | | 4 |
| | | .0000 | 83-3057919 | | | | Sanvello Behavioral Health Services, P.A. | DE | NIA | UnitedHealth Group Ventures, LLC | Ownership | 85.790 | UnitedHealth Group Incorporated | | 2 |
| | | .0000 | 47-1920345 | | | | Sanvello Health Holdings, LLC | DE | NIA | Sanvello Health Holdings, LLC | Ownership | 100.000 | UnitedHealth Group Incorporated | | |
| | | .0000 | 27-4028885 | | | | Sanvello Health Inc. | DE | NIA | Sanvello Health Holdings, LLC | Ownership | 100.000 | UnitedHealth Group Incorporated | | |
| | | .0000 | | | | | Savvysherpa Administrative Services, LLC | MN | NIA | Savvysherpa, LLC | Ownership | 100.000 | UnitedHealth Group Incorporated | | |
| | | .0000 | | | | | Savvysherpa Asia, Inc. | PHL | NIA | Savvysherpa, LLC | Ownership | 99.986 | UnitedHealth Group Incorporated | | 2 |
| | | .0000 | 41-1934238 | | | | Savvysherpa, LLC | DE | NIA | United HealthCare Services, Inc. | Ownership | 100.000 | UnitedHealth Group Incorporated | | |
| | | .0000 | 62-1149229 | | | | SC Affiliates, LLC | DE | NIA | Surgical Care Affiliates, LLC | Ownership | 100.000 | UnitedHealth Group Incorporated | | |
| | | .0000 | 47-5537316 | | | | SCA Athens, LLC | DE | NIA | SC Affiliates, LLC | Ownership | 100.000 | UnitedHealth Group Incorporated | | |
| | | .0000 | 47-5014406 | | | | SCA Austin Holdings, LLC | DE | NIA | SC Affiliates, LLC | Ownership | 100.000 | UnitedHealth Group Incorporated | | |
| | | .0000 | 45-4230864 | | | | SCA BOSC Holdings, LLC | DE | NIA | National Surgery Centers, LLC | Ownership | 25.000 | UnitedHealth Group Incorporated | | |
| | | .0000 | 45-4230864 | | | | SCA BOSC Holdings, LLC | DE | NIA | SC Affiliates, LLC | Ownership | 25.000 | UnitedHealth Group Incorporated | | |
| | | .0000 | 45-4230864 | | | | SCA BOSC Holdings, LLC | DE | NIA | SunSurgery, LLC | Ownership | 25.000 | UnitedHealth Group Incorporated | | |
| | | .0000 | 45-4230864 | | | | SCA BOSC Holdings, LLC | DE | NIA | Surgery Center Holding, LLC | Ownership | 25.000 | UnitedHealth Group Incorporated | | |
| | | .0000 | 47-2110605 | | | | SCA California Surgical Holdings, LLC | DE | NIA | National Surgery Centers, LLC | Ownership | 100.000 | UnitedHealth Group Incorporated | | |
| | | .0000 | 47-3916468 | | | | SCA Capital, LLC | DE | NIA | Surgical Care Affiliates, LLC | Ownership | 100.000 | UnitedHealth Group Incorporated | | |
| | | .0000 | 47-5030792 | | | | SCA Cedar Park Holdings, LLC | DE | NIA | SCA Austin Holdings, LLC | Ownership | 100.000 | UnitedHealth Group Incorporated | | |
| | | .0000 | 04-3170801 | | | | SCA Danbury Surgical Center, LLC | DE | NIA | SunSurgery, LLC | Ownership | 63.010 | UnitedHealth Group Incorporated | | 2 |
| | | .0000 | 62-1535981 | | | | SCA Development, LLC | DE | NIA | SC Affiliates, LLC | Ownership | 100.000 | UnitedHealth Group Incorporated | | |
| | | .0000 | 98-1372069 | | | | SCA eCode Solutions Private Limited | IND | NIA | eCode Solutions, LLC | Ownership | 100.000 | UnitedHealth Group Incorporated | | |
| | | .0000 | 98-1372069 | | | | SCA eCode Solutions Private Limited | IND | NIA | eCode Solutions, LLC | Ownership | 99.990 | UnitedHealth Group Incorporated | | |
| | | .0000 | 45-4230987 | | | | SCA EHSC Holdings, LLC | DE | NIA | National Surgery Centers, LLC | Ownership | 25.000 | UnitedHealth Group Incorporated | | |
| | | .0000 | 45-4230987 | | | | SCA EHSC Holdings, LLC | DE | NIA | SC Affiliates, LLC | Ownership | 25.000 | UnitedHealth Group Incorporated | | |
| | | .0000 | 45-4230987 | | | | SCA EHSC Holdings, LLC | DE | NIA | SunSurgery, LLC | Ownership | 25.000 | UnitedHealth Group Incorporated | | |
| | | .0000 | 45-4230987 | | | | SCA EHSC Holdings, LLC | DE | NIA | Surgery Center Holding, LLC | Ownership | 25.000 | UnitedHealth Group Incorporated | | |
| | | .0000 | 47-5512838 | | | | SCA EWASC Holdings, LLC | DE | NIA | National Surgery Centers, LLC | Ownership | 25.000 | UnitedHealth Group Incorporated | | |
| | | .0000 | 47-5512838 | | | | SCA EWASC Holdings, LLC | DE | NIA | SC Affiliates, LLC | Ownership | 25.000 | UnitedHealth Group Incorporated | | |
| | | .0000 | 47-5512838 | | | | SCA EWASC Holdings, LLC | DE | NIA | SunSurgery, LLC | Ownership | 25.000 | UnitedHealth Group Incorporated | | |
| | | .0000 | 47-5512838 | | | | SCA EWASC Holdings, LLC | DE | NIA | Surgery Center Holding, LLC | Ownership | 25.000 | UnitedHealth Group Incorporated | | |
| | | .0000 | 47-5064834 | | | | SCA Hays Holdings, LLC | DE | NIA | SCA Austin Holdings, LLC | Ownership | 100.000 | UnitedHealth Group Incorporated | | |

STATEMENT AS OF SEPTEMBER 30, 2019 OF THE UnitedHealthcare Plan of the River Valley, Inc.

SCHEDULE Y
PART 1A - DETAIL OF INSURANCE HOLDING COMPANY SYSTEM

| 1 | 2 | 3 | 4 | 5 | 6 | 7 | 8 | 9 | 10 | 11 | 12 | 13 | 14 | 15 | 16 |
|------------|------------|-------------------|------------|--------------|-----|--|---|----------------------|----------------------------------|--|--|--|--|----------------------------------|----|
| Group Code | Group Name | NAIC Company Code | ID Number | Federal RSSD | CIK | Name of Securities Exchange if Publicly Traded (U.S. or International) | Names of Parent, Subsidiaries Or Affiliates | Domiciliary Location | Relationship to Reporting Entity | Directly Controlled by (Name of Entity/Person) | Type of Control (Ownership, Board, Management, Attorney-in-Fact, Influence, Other) | If Control is Ownership Provide Percentage | Ultimate Controlling Entity(ies)/Person(s) | Is an SCA Filing Required? (Y/N) | * |
| | | .0000 | | | | | SCA Heartland Holdings, LLC | DE | NIA | SCA Affiliates, LLC | Ownership | 100.000 | UnitedHealth Group Incorporated | | |
| | | .0000 | 36-4869243 | | | | SCA HoldCo, Inc. | DE | NIA | Collaborative Care Holdings, LLC | Ownership | 100.000 | UnitedHealth Group Incorporated | | |
| | | .0000 | 27-1664837 | | | | SCA Holding Company, Inc. | DE | NIA | SCA Surgery Holdings, LLC | Ownership | 100.000 | UnitedHealth Group Incorporated | | |
| | | .0000 | 47-1256943 | | | | SCA Holdings, Inc. | CA | NIA | National Surgery Centers, LLC | Ownership | 100.000 | UnitedHealth Group Incorporated | | |
| | | .0000 | 45-4240475 | | | | SCA IEC Holdings, LLC | DE | NIA | National Surgery Centers, LLC | Ownership | 25.000 | UnitedHealth Group Incorporated | | |
| | | .0000 | 45-4240475 | | | | SCA IEC Holdings, LLC | DE | NIA | SCA Affiliates, LLC | Ownership | 25.000 | UnitedHealth Group Incorporated | | |
| | | .0000 | 45-4240475 | | | | SCA IEC Holdings, LLC | DE | NIA | SunSurgery, LLC | Ownership | 25.000 | UnitedHealth Group Incorporated | | |
| | | .0000 | 45-4240475 | | | | SCA IEC Holdings, LLC | DE | NIA | Surgery Center Holding, LLC | Ownership | 25.000 | UnitedHealth Group Incorporated | | |
| | | .0000 | 45-2684108 | | | | SCA Indiana Holdings, LLC | DE | NIA | National Surgery Centers, LLC | Ownership | 25.000 | UnitedHealth Group Incorporated | | |
| | | .0000 | 45-2684108 | | | | SCA Indiana Holdings, LLC | DE | NIA | SCA Affiliates, LLC | Ownership | 25.000 | UnitedHealth Group Incorporated | | |
| | | .0000 | 45-2684108 | | | | SCA Indiana Holdings, LLC | DE | NIA | SunSurgery, LLC | Ownership | 25.000 | UnitedHealth Group Incorporated | | |
| | | .0000 | 45-2684108 | | | | SCA Indiana Holdings, LLC | DE | NIA | Surgery Center Holding, LLC | Ownership | 25.000 | UnitedHealth Group Incorporated | | |
| | | .0000 | 20-8116987 | | | | SCA Nashville ASC, LLC | TN | NIA | Nashville-SCA Surgery Centers, Inc. | Ownership | 99.000 | UnitedHealth Group Incorporated | | |
| | | .0000 | 20-8116987 | | | | SCA Nashville ASC, LLC | TN | NIA | SCA Affiliates, LLC | Ownership | 1.000 | UnitedHealth Group Incorporated | | |
| | | .0000 | 62-1505276 | | | | SCA of Clarksville, Inc. | TN | NIA | Surgical Health, LLC | Ownership | 100.000 | UnitedHealth Group Incorporated | | |
| | | .0000 | 27-1707364 | | | | SCA Pacific Holdings, Inc. | CA | NIA | SCA Affiliates, LLC | Ownership | 100.000 | UnitedHealth Group Incorporated | | |
| | | .0000 | 46-1686425 | | | | SCA Pennsylvania Holdings, LLC | DE | NIA | Surgery Center Holding, LLC | Ownership | 100.000 | UnitedHealth Group Incorporated | | |
| | | .0000 | 72-1386840 | | | | SCA Premier Surgery Center of Louisville, LLC | DE | NIA | SCA Affiliates, LLC | Ownership | 100.000 | UnitedHealth Group Incorporated | | |
| | | .0000 | 81-5211225 | | | | SCA Rockledge JV, LLC | DE | NIA | SCA-Merritt, LLC | Ownership | 97.000 | UnitedHealth Group Incorporated | | 2 |
| | | .0000 | 45-4252645 | | | | SCA ROCS Holdings, LLC | DE | NIA | National Surgery Centers, LLC | Ownership | 25.000 | UnitedHealth Group Incorporated | | |
| | | .0000 | 45-4252645 | | | | SCA ROCS Holdings, LLC | DE | NIA | SCA Affiliates, LLC | Ownership | 25.000 | UnitedHealth Group Incorporated | | |
| | | .0000 | 45-4252645 | | | | SCA ROCS Holdings, LLC | DE | NIA | SunSurgery, LLC | Ownership | 25.000 | UnitedHealth Group Incorporated | | |
| | | .0000 | 45-4252645 | | | | SCA ROCS Holdings, LLC | DE | NIA | Surgery Center Holding, LLC | Ownership | 25.000 | UnitedHealth Group Incorporated | | |
| | | .0000 | 47-4928368 | | | | SCA Southwestern PA, LLC | DE | NIA | SCA Affiliates, LLC | Ownership | 100.000 | UnitedHealth Group Incorporated | | |
| | | .0000 | 47-3165040 | | | | SCA Specialists of Florida, LLC | DE | NIA | SCA Surgery Holdings, LLC | Ownership | 100.000 | UnitedHealth Group Incorporated | | |
| | | .0000 | 46-4898819 | | | | SCA SSC Holdings, LLC | DE | NIA | National Surgery Centers, LLC | Ownership | 25.000 | UnitedHealth Group Incorporated | | |
| | | .0000 | 46-4898819 | | | | SCA SSC Holdings, LLC | DE | NIA | SCA Affiliates, LLC | Ownership | 25.000 | UnitedHealth Group Incorporated | | |
| | | .0000 | 46-4898819 | | | | SCA SSC Holdings, LLC | DE | NIA | SunSurgery, LLC | Ownership | 25.000 | UnitedHealth Group Incorporated | | |
| | | .0000 | 46-4898819 | | | | SCA SSC Holdings, LLC | DE | NIA | Surgery Center Holding, LLC | Ownership | 25.000 | UnitedHealth Group Incorporated | | |
| | | .0000 | 45-4266502 | | | | SCA SSSC Holdings, LLC | DE | NIA | National Surgery Centers, LLC | Ownership | 25.000 | UnitedHealth Group Incorporated | | |
| | | .0000 | 45-4266502 | | | | SCA SSSC Holdings, LLC | DE | NIA | SCA Affiliates, LLC | Ownership | 25.000 | UnitedHealth Group Incorporated | | |
| | | .0000 | 45-4266502 | | | | SCA SSSC Holdings, LLC | DE | NIA | SunSurgery, LLC | Ownership | 25.000 | UnitedHealth Group Incorporated | | |
| | | .0000 | 45-4266502 | | | | SCA SSSC Holdings, LLC | DE | NIA | Surgery Center Holding, LLC | Ownership | 25.000 | UnitedHealth Group Incorporated | | |
| | | .0000 | 47-5038680 | | | | SCA Stonegate Holdings, LLC | DE | NIA | SCA Austin Holdings, LLC | Ownership | 100.000 | UnitedHealth Group Incorporated | | |
| | | .0000 | 63-1286887 | | | | SCA Surgery Center of Cullman, LLC | DE | NIA | SCA Affiliates, LLC | Ownership | 100.000 | UnitedHealth Group Incorporated | | |
| | | .0000 | 26-2602268 | | | | SCA Surgery Holdings, LLC | DE | NIA | Surgical Care Affiliates, LLC | Ownership | 100.000 | UnitedHealth Group Incorporated | | |
| | | .0000 | 46-4774546 | | | | SCA Surgery Partners, LLC | DE | NIA | National Surgery Centers, LLC | Ownership | 100.000 | UnitedHealth Group Incorporated | | |
| | | .0000 | 75-2501088 | | | | SCA Surgicare of Laguna Hills, LLC | DE | NIA | Surgery Center Holding, LLC | Ownership | 100.000 | UnitedHealth Group Incorporated | | |
| | | .0000 | 27-2096767 | | | | SCA Teammate Support Network | AL | NIA | Surgical Care Affiliates, LLC | Ownership | 100.000 | UnitedHealth Group Incorporated | | |
| | | .0000 | 74-2555097 | | | | SCA-Albuquerque Surgery Properties, Inc. | NM | NIA | SCA Affiliates, LLC | Ownership | 100.000 | UnitedHealth Group Incorporated | | |
| | | .0000 | 47-1807383 | | | | SCA-Alliance, LLC | DE | NIA | SCA Surgery Holdings, LLC | Ownership | 100.000 | UnitedHealth Group Incorporated | | |
| | | .0000 | 82-4763869 | | | | SCA-Anne Arundel, LLC | DE | NIA | SCA Affiliates, LLC | Ownership | 100.000 | UnitedHealth Group Incorporated | | |
| | | .0000 | 83-2703057 | | | | SCA-Applecare Partners, LLC | DE | NIA | SCA-Downey, LLC | Ownership | 100.000 | UnitedHealth Group Incorporated | | |
| | | .0000 | 82-3857984 | | | | SCA-Bethesda, LLC | DE | NIA | SCA Affiliates, LLC | Ownership | 100.000 | UnitedHealth Group Incorporated | | |
| | | .0000 | 62-1530120 | | | | SCA-Blue Ridge, LLC | DE | NIA | SCA Affiliates, LLC | Ownership | 100.000 | UnitedHealth Group Incorporated | | |
| | | .0000 | 82-1980137 | | | | SCA-Bonita Springs, LLC | DE | NIA | SCA Affiliates, LLC | Ownership | 100.000 | UnitedHealth Group Incorporated | | |
| | | .0000 | 83-1094012 | | | | SCA-Brandon, LLC | DE | NIA | SCA Affiliates, LLC | Ownership | 50.980 | UnitedHealth Group Incorporated | | 2 |
| | | .0000 | 47-1535510 | | | | SCA-Castle Rock, LLC | DE | NIA | SCA Affiliates, LLC | Ownership | 100.000 | UnitedHealth Group Incorporated | | |
| | | .0000 | 58-1709758 | | | | SCA-Central Florida, LLC | FL | NIA | SCA Affiliates, LLC | Ownership | 55.360 | UnitedHealth Group Incorporated | | 2 |
| | | .0000 | 82-4511713 | | | | SCA-Charleston, LLC | DE | NIA | SCA Surgery Holdings, LLC | Ownership | 100.000 | UnitedHealth Group Incorporated | | |
| | | .0000 | 83-1093626 | | | | SCA-Chatam, LLC | DE | NIA | SCA Affiliates, LLC | Ownership | 100.000 | UnitedHealth Group Incorporated | | |
| | | .0000 | 81-3301058 | | | | SCA-Cherry Creek, LLC | DE | NIA | SCA Affiliates, LLC | Ownership | 100.000 | UnitedHealth Group Incorporated | | |
| | | .0000 | | | | | SCA-Chevy Chase, LLC | DE | NIA | SCA Affiliates, LLC | Ownership | 100.000 | UnitedHealth Group Incorporated | | |

STATEMENT AS OF SEPTEMBER 30, 2019 OF THE UnitedHealthcare Plan of the River Valley, Inc.

SCHEDULE Y
PART 1A - DETAIL OF INSURANCE HOLDING COMPANY SYSTEM

| 1 | 2 | 3 | 4 | 5 | 6 | 7 | 8 | 9 | 10 | 11 | 12 | 13 | 14 | 15 | 16 |
|------------|------------|-------------------|------------|--------------|-----|--|---|----------------------|----------------------------------|--|--|--|--|----------------------------------|----|
| Group Code | Group Name | NAIC Company Code | ID Number | Federal RSSD | CIK | Name of Securities Exchange if Publicly Traded (U.S. or International) | Names of Parent, Subsidiaries Or Affiliates | Domiciliary Location | Relationship to Reporting Entity | Directly Controlled by (Name of Entity/Person) | Type of Control (Ownership, Board, Management, Attorney-in-Fact, Influence, Other) | If Control is Ownership Provide Percentage | Ultimate Controlling Entity(ies)/Person(s) | Is an SCA Filing Required? (Y/N) | * |
| | | .0000 | 62-1516306 | | | | SCA-Citrus, Inc. | TN | NIA | SC Affiliates, LLC | Ownership | 100.000 | UnitedHealth Group | Incorporated | |
| | | .0000 | 93-1047471 | | | | SCA-Colorado Springs, LLC | DE | NIA | SC Affiliates, LLC | Ownership | 100.000 | UnitedHealth Group | Incorporated | |
| | | .0000 | 83-1585952 | | | | SCA-Connecticut Partners, LLC | DE | NIA | SunSurgery, LLC | Ownership | 100.000 | UnitedHealth Group | Incorporated | |
| | | .0000 | 47-4028383 | | | | SCA-Davenport, LLC | DE | NIA | SC Affiliates, LLC | Ownership | 100.000 | UnitedHealth Group | Incorporated | |
| | | .0000 | 82-1470227 | | | | SCA-Derry, LLC | DE | NIA | SC Affiliates, LLC | Ownership | 78.873 | UnitedHealth Group | Incorporated | 2 |
| | | .0000 | 81-3734814 | | | | SCA-Doral, LLC | DE | NIA | SC Affiliates, LLC | Ownership | 100.000 | UnitedHealth Group | Incorporated | |
| | | .0000 | 83-3055579 | | | | SCA-Downey, LLC | DE | NIA | SC Affiliates, LLC | Ownership | 100.000 | UnitedHealth Group | Incorporated | |
| | | .0000 | 83-1093886 | | | | SCA-DRY CREEK, LLC | DE | NIA | SC Affiliates, LLC | Ownership | 100.000 | UnitedHealth Group | Incorporated | |
| | | .0000 | 83-1102015 | | | | SCA-DTC Holdings, LLC | DE | NIA | SC Affiliates, LLC | Ownership | 100.000 | UnitedHealth Group | Incorporated | |
| | | .0000 | 81-1594261 | | | | SCA-Dublin, LLC | DE | NIA | SC Affiliates, LLC | Ownership | 100.000 | UnitedHealth Group | Incorporated | |
| | | .0000 | 81-3301305 | | | | SCA-Encinitas, Inc. | DE | NIA | Surgical Health, LLC | Ownership | 100.000 | UnitedHealth Group | Incorporated | |
| | | .0000 | 62-1541235 | | | | SCA-Eugene, Inc. | TN | NIA | SC Affiliates, LLC | Ownership | 100.000 | UnitedHealth Group | Incorporated | |
| | | .0000 | 62-1551099 | | | | SCA-First Coast, LLC | DE | NIA | SC Affiliates, LLC | Ownership | 100.000 | UnitedHealth Group | Incorporated | |
| | | .0000 | 93-1067967 | | | | SCA-Florence, LLC | DE | NIA | SC Affiliates, LLC | Ownership | 100.000 | UnitedHealth Group | Incorporated | |
| | | .0000 | 62-1502719 | | | | SCA-Fort Collins, Inc. | CO | NIA | SC Affiliates, LLC | Ownership | 100.000 | UnitedHealth Group | Incorporated | |
| | | .0000 | 47-3641516 | | | | SCA-Fort Walton, Inc. | TN | NIA | SC Affiliates, LLC | Ownership | 100.000 | UnitedHealth Group | Incorporated | |
| | | .0000 | 81-2727879 | | | | SCA-Franklin, LLC | DE | NIA | SC Affiliates, LLC | Ownership | 100.000 | UnitedHealth Group | Incorporated | |
| | | .0000 | 82-3535257 | | | | SCA-Frederick, LLC | DE | NIA | SC Affiliates, LLC | Ownership | 100.000 | UnitedHealth Group | Incorporated | |
| | | .0000 | 62-1547690 | | | | SCA-Freeway Holdings, LLC | DE | NIA | SC Affiliates, LLC | Ownership | 100.000 | UnitedHealth Group | Incorporated | |
| | | .0000 | 81-1956407 | | | | SCA-Ft. Myers, LLC | DE | NIA | SC Affiliates, LLC | Ownership | 100.000 | UnitedHealth Group | Incorporated | |
| | | .0000 | 82-1438326 | | | | SCA-Gainesville, LLC | DE | NIA | SC Affiliates, LLC | Ownership | 100.000 | UnitedHealth Group | Incorporated | |
| | | .0000 | 81-2376695 | | | | SCA-Gladiolus, LLC | DE | NIA | SC Affiliates, LLC | Ownership | 100.000 | UnitedHealth Group | Incorporated | |
| | | .0000 | 47-3466283 | | | | SCA-GRANTS PASS, LLC | DE | NIA | SC Affiliates, LLC | Ownership | 100.000 | UnitedHealth Group | Incorporated | |
| | | .0000 | 81-4605501 | | | | SCA-Grove Place, LLC | DE | NIA | SC Affiliates, LLC | Ownership | 100.000 | UnitedHealth Group | Incorporated | |
| | | .0000 | 47-5229514 | | | | SCA-Hagerstown, LLC | DE | NIA | SC Affiliates, LLC | Ownership | 100.000 | UnitedHealth Group | Incorporated | |
| | | .0000 | 62-1506650 | | | | SCA-Hamden, LLC | DE | NIA | SC Affiliates, LLC | Ownership | 100.000 | UnitedHealth Group | Incorporated | |
| | | .0000 | 81-3445356 | | | | SCA-Hilton Head, LLC | DE | NIA | SC Affiliates, LLC | Ownership | 100.000 | UnitedHealth Group | Incorporated | |
| | | .0000 | 81-4905342 | | | | SCA-Honolulu, LLC | DE | NIA | SC Affiliates, LLC | Ownership | 100.000 | UnitedHealth Group | Incorporated | |
| | | .0000 | 81-1666861 | | | | SCA-Houston Executive, LLC | DE | NIA | SCA Pacific Holdings, Inc. | Ownership | 100.000 | UnitedHealth Group | Incorporated | |
| | | .0000 | 47-3930052 | | | | SCAI Holdings, LLC | DE | NIA | SCA HoldCo, Inc. | Ownership | 100.000 | UnitedHealth Group | Incorporated | |
| | | .0000 | 83-3090526 | | | | SCA-Illinois, LLC | DE | NIA | SCA Surgery Holdings, LLC | Ownership | 100.000 | UnitedHealth Group | Incorporated | |
| | | .0000 | 83-3090526 | | | | SCA-IT Holdings, LLC | DE | NIA | SC Affiliates, LLC | Ownership | 100.000 | UnitedHealth Group | Incorporated | |
| | | .0000 | 81-1102109 | | | | SCA-JPM Holdings, LLC | DE | NIA | SC Affiliates, LLC | Influence | 1.000 | UnitedHealth Group | Incorporated | 5 |
| | | .0000 | 81-4292506 | | | | SCA-Kissing Camels Holdings, LLC | DE | NIA | SC Affiliates, LLC | Ownership | 100.000 | UnitedHealth Group | Incorporated | |
| | | .0000 | 81-1367813 | | | | SCA-Kissling Camels Holdings, LLC | DE | NIA | SC Affiliates, LLC | Ownership | 100.000 | UnitedHealth Group | Incorporated | |
| | | .0000 | 62-1184188 | | | | SCA-Kissing Camels Holdings, LLC | DE | NIA | SC Affiliates, LLC | Ownership | 100.000 | UnitedHealth Group | Incorporated | |
| | | .0000 | 81-4616104 | | | | SCA-Kissing Camels Holdings, LLC | DE | NIA | SC Affiliates, LLC | Ownership | 100.000 | UnitedHealth Group | Incorporated | |
| | | .0000 | 81-1771410 | | | | SCA-Kissing Camels Holdings, LLC | DE | NIA | SC Affiliates, LLC | Ownership | 100.000 | UnitedHealth Group | Incorporated | |
| | | .0000 | 82-2455773 | | | | SCA-Kissing Camels Holdings, LLC | DE | NIA | SC Affiliates, LLC | Ownership | 100.000 | UnitedHealth Group | Incorporated | |
| | | .0000 | 81-2976543 | | | | SCA-Kissing Camels Holdings, LLC | DE | NIA | SC Affiliates, LLC | Ownership | 100.000 | UnitedHealth Group | Incorporated | |
| | | .0000 | 83-1093787 | | | | SCA-Kissing Camels Holdings, LLC | DE | NIA | SC Affiliates, LLC | Ownership | 100.000 | UnitedHealth Group | Incorporated | |
| | | .0000 | 80-0070617 | | | | SCA-Kissing Camels Holdings, LLC | DE | NIA | SC Affiliates, LLC | Ownership | 100.000 | UnitedHealth Group | Incorporated | |
| | | .0000 | 81-1320467 | | | | SCA-Kissing Camels Holdings, LLC | DE | NIA | SC Affiliates, LLC | Ownership | 100.000 | UnitedHealth Group | Incorporated | |
| | | .0000 | 81-1065674 | | | | SCA-Kissing Camels Holdings, LLC | DE | NIA | SC Affiliates, LLC | Ownership | 100.000 | UnitedHealth Group | Incorporated | |
| | | .0000 | 62-1506655 | | | | SCA-Kissing Camels Holdings, LLC | DE | NIA | SC Affiliates, LLC | Ownership | 100.000 | UnitedHealth Group | Incorporated | |
| | | .0000 | 81-2850365 | | | | SCA-Kissing Camels Holdings, LLC | DE | NIA | SC Affiliates, LLC | Ownership | 100.000 | UnitedHealth Group | Incorporated | |
| | | .0000 | 82-3002171 | | | | SCA-Kissing Camels Holdings, LLC | DE | NIA | SC Affiliates, LLC | Ownership | 100.000 | UnitedHealth Group | Incorporated | |
| | | .0000 | 81-1347328 | | | | SCA-Kissing Camels Holdings, LLC | DE | NIA | SC Affiliates, LLC | Ownership | 100.000 | UnitedHealth Group | Incorporated | |
| | | .0000 | 47-4418919 | | | | SCA-Kissing Camels Holdings, LLC | DE | NIA | SC Affiliates, LLC | Ownership | 100.000 | UnitedHealth Group | Incorporated | |
| | | .0000 | 47-1760663 | | | | SCA-Kissing Camels Holdings, LLC | DE | NIA | SC Affiliates, LLC | Ownership | 100.000 | UnitedHealth Group | Incorporated | |
| | | .0000 | | | | | Scanner Centromed S.A. | CHL | NIA | Administradora Médica Centromed S.A. | Ownership | 84.500 | UnitedHealth Group | Incorporated | 2 |

16.21

STATEMENT AS OF SEPTEMBER 30, 2019 OF THE UnitedHealthcare Plan of the River Valley, Inc.

SCHEDULE Y
PART 1A - DETAIL OF INSURANCE HOLDING COMPANY SYSTEM

| 1 | 2 | 3 | 4 | 5 | 6 | 7 | 8 | 9 | 10 | 11 | 12 | 13 | 14 | 15 | 16 |
|------------|------------|-------------------|------------|--------------|-----|--|---|----------------------|----------------------------------|---|--|--|--|----------------------------------|----|
| Group Code | Group Name | NAIC Company Code | ID Number | Federal RSSD | CIK | Name of Securities Exchange if Publicly Traded (U.S. or International) | Names of Parent, Subsidiaries Or Affiliates | Domiciliary Location | Relationship to Reporting Entity | Directly Controlled by (Name of Entity/Person) | Type of Control (Ownership, Board, Management, Attorney-in-Fact, Influence, Other) | If Control is Ownership Provide Percentage | Ultimate Controlling Entity(ies)/Person(s) | Is an SCA Filing Required? (Y/N) | * |
| | | .0000 | 62-1589343 | | | | SCA-Northeast Georgia Health, LLC | TN | NIA | SCA-Gainesville, LLC | Ownership | 50.100 | UnitedHealth Group Incorporated | | 2 |
| | | .0000 | 81-3445510 | | | | SCA-Palm Beach MSO Holdings, LLC | DE | NIA | SunSurgery, LLC | Ownership | 100.000 | UnitedHealth Group Incorporated | | |
| | | .0000 | 82-3050836 | | | | SCA-Palm Beach, LLC | DE | NIA | SC Affiliates, LLC | Ownership | 100.000 | UnitedHealth Group Incorporated | | |
| | | .0000 | 62-1538850 | | | | SCA-Paoli, LLC | DE | NIA | SC Affiliates, LLC | Ownership | 100.000 | UnitedHealth Group Incorporated | | |
| | | .0000 | 47-2785908 | | | | SCA-Phoenix, LLC | DE | NIA | SC Affiliates, LLC | Ownership | 100.000 | UnitedHealth Group Incorporated | | |
| | | .0000 | 47-1620189 | | | | SCA-Pocono, LLC | DE | NIA | SC Affiliates, LLC | Ownership | 100.000 | UnitedHealth Group Incorporated | | |
| | | .0000 | 81-4139195 | | | | SCA-PORTLAND, LLC | DE | NIA | SC Affiliates, LLC | Ownership | 100.000 | UnitedHealth Group Incorporated | | |
| | | .0000 | | | | | SCA-Practice Partners Holdings, LLC | DE | NIA | SC Affiliates, LLC | Ownership | 100.000 | UnitedHealth Group Incorporated | | |
| | | .0000 | 81-4304317 | | | | SCA-River Valley, LLC | DE | NIA | SC Affiliates, LLC | Ownership | 100.000 | UnitedHealth Group Incorporated | | |
| | | .0000 | 83-2111732 | | | | SCA-Riverside Partners, LLC | DE | NIA | SCA-Riverside, LLC | Ownership | 51.000 | UnitedHealth Group Incorporated | | 2 |
| | | .0000 | 83-2721919 | | | | SCA-Riverside, LLC | DE | NIA | SC Affiliates, LLC | Ownership | 100.000 | UnitedHealth Group Incorporated | | |
| | | .0000 | 47-1647512 | | | | SCA-Rockville, LLC | DE | NIA | SC Affiliates, LLC | Ownership | 100.000 | UnitedHealth Group Incorporated | | |
| | | .0000 | 81-2963561 | | | | SCA-San Diego, Inc. | DE | NIA | Surgical Health, LLC | Ownership | 100.000 | UnitedHealth Group Incorporated | | |
| | | .0000 | 94-3138088 | | | | SCA-San Luis Obispo, LLC | DE | NIA | SC Affiliates, LLC | Ownership | 100.000 | UnitedHealth Group Incorporated | | |
| | | .0000 | 47-1685878 | | | | SCA-Sand Lake, LLC | FL | NIA | SC Affiliates, LLC | Ownership | 83.480 | UnitedHealth Group Incorporated | | 2 |
| | | .0000 | 88-0185362 | | | | SCA-Santa Rosa, Inc. | NV | NIA | SC Affiliates, LLC | Ownership | 100.000 | UnitedHealth Group Incorporated | | |
| | | .0000 | 62-1179532 | | | | SCA-Shelby Development Corp. | TN | NIA | SC Affiliates, LLC | Ownership | 100.000 | UnitedHealth Group Incorporated | | |
| | | .0000 | 81-3300613 | | | | SCA-Somerset, LLC | DE | NIA | SCA Surgery Holdings, LLC | Ownership | 100.000 | UnitedHealth Group Incorporated | | |
| | | .0000 | 22-3117714 | | | | SCA-South Jersey, LLC | DE | NIA | SC Affiliates, LLC | Ownership | 100.000 | UnitedHealth Group Incorporated | | |
| | | .0000 | 47-2676325 | | | | SCA-Sparta, LLC | DE | NIA | SC Affiliates, LLC | Ownership | 100.000 | UnitedHealth Group Incorporated | | |
| | | .0000 | 82-4499088 | | | | SCA-Spartanburg Holdings, LLC | DE | NIA | SC Affiliates, LLC | Ownership | 100.000 | UnitedHealth Group Incorporated | | |
| | | .0000 | 47-4106989 | | | | SCA-St. Louis, LLC | DE | NIA | Surgical Health, LLC | Ownership | 100.000 | UnitedHealth Group Incorporated | | |
| | | .0000 | 82-3270591 | | | | SCA-St. Lucie, LLC | DE | NIA | SC Affiliates, LLC | Ownership | 100.000 | UnitedHealth Group Incorporated | | |
| | | .0000 | 81-4371453 | | | | SCA-SurgiCare, LLC | DE | NIA | SC Affiliates, LLC | Ownership | 100.000 | UnitedHealth Group Incorporated | | |
| | | .0000 | 81-2455241 | | | | SCA-Swiftpath, LLC | DE | NIA | SC Affiliates, LLC | Ownership | 100.000 | UnitedHealth Group Incorporated | | |
| | | .0000 | 82-1987225 | | | | SCA-VERTA, LLC | DE | NIA | SC Affiliates, LLC | Ownership | 100.000 | UnitedHealth Group Incorporated | | |
| | | .0000 | 82-2294882 | | | | SCA-Wake Forest, LLC | DE | NIA | SC Affiliates, LLC | Ownership | 100.000 | UnitedHealth Group Incorporated | | |
| | | .0000 | 82-1449412 | | | | SCA-Western Connecticut, LLC | DE | NIA | SC Affiliates, LLC | Ownership | 67.000 | UnitedHealth Group Incorporated | | 2 |
| | | .0000 | 82-3689825 | | | | SCA-Westover Hills, LLC | DE | NIA | SC Affiliates, LLC | Ownership | 100.000 | UnitedHealth Group Incorporated | | |
| | | .0000 | | | | | SCA-Wilmington, LLC | DE | NIA | SC Affiliates, LLC | Ownership | 100.000 | UnitedHealth Group Incorporated | | |
| | | .0000 | 47-2890788 | | | | SCA-Wilson, LLC | DE | NIA | SCA Surgery Holdings, LLC | Ownership | 100.000 | UnitedHealth Group Incorporated | | |
| | | .0000 | 81-1159878 | | | | SCA-Winchester, LLC | DE | NIA | SC Affiliates, LLC | Ownership | 100.000 | UnitedHealth Group Incorporated | | |
| | | .0000 | 62-1525777 | | | | SCA-Winter Park, Inc. | TN | NIA | SC Affiliates, LLC | Ownership | 100.000 | UnitedHealth Group Incorporated | | |
| | | .0000 | 82-3528300 | | | | SCA-Woodlands Holdings, LLC | DE | NIA | SC Affiliates, LLC | Ownership | 100.000 | UnitedHealth Group Incorporated | | |
| | | .0000 | 27-2635371 | | | | SCP Specialty Infusion, LLC | DE | NIA | BriovaRx Infusion Services, Inc. | Ownership | 100.000 | UnitedHealth Group Incorporated | | |
| | | .0000 | 45-3629080 | | | | Script Relief LLC | DE | NIA | OptumRx PBM of Illinois, Inc. | Ownership | 58.000 | UnitedHealth Group Incorporated | | |
| | | .0000 | 45-3629080 | | | | Script Relief LLC | DE | NIA | OptumRx Health Solutions, LLC | Ownership | 42.000 | UnitedHealth Group Incorporated | | |
| | | .0000 | 98-1097822 | | | | ScriptSwitch Limited | GBR | NIA | Optum UK Solutions Group Limited | Ownership | 100.000 | UnitedHealth Group Incorporated | | |
| | | .0000 | 98-1202716 | | | | Seisa Serviços Integrados de Saúde Ltda. | BRA | NIA | Amil Assistência Médica Internacional S.A. | Ownership | 100.000 | UnitedHealth Group Incorporated | | |
| | | .0000 | 98-1202716 | | | | Seisa Serviços Integrados de Saúde Ltda. | BRA | NIA | Cemed Care – Empresa de Atendimento Clínico Geral Ltda. | Ownership | 0.000 | UnitedHealth Group Incorporated | | |
| | | .0000 | 42-1709357 | | | | Senate Street Surgery Center, LLC | IN | NIA | SCA SSSC Holdings, LLC | Ownership | 50.720 | UnitedHealth Group Incorporated | | 2 |
| | | .0000 | 27-1533951 | | | | Senior Benefits, L.L.C. | AZ | NIA | USHEALTH Career Agency, Inc. | Ownership | 100.000 | UnitedHealth Group Incorporated | | |
| | | .0000 | | | | | Serquinox Holdings LLC | DE | NIA | BriovaRx Infusion Services, Inc. | Ownership | 100.000 | UnitedHealth Group Incorporated | | |
| | | .0000 | | | | | Servicios de Entrenamiento en Competencias Clínicas Ltda. | CHL | NIA | Clínica Santa María S.A. | Ownership | 99.900 | UnitedHealth Group Incorporated | | |
| | | .0000 | | | | | Servicios de Entrenamiento en Competencias Clínicas Ltda. | CHL | NIA | Sociedad de Inversiones Santa María S.A. | Ownership | 0.100 | UnitedHealth Group Incorporated | | |
| | | .0000 | | | | | Servicios Integrados de Salud Ltda. | CHL | NIA | Clínica Dávila y Servicios Médicos S.A. | Ownership | 99.900 | UnitedHealth Group Incorporated | | |
| | | .0000 | | | | | Servicios Integrados de Salud Ltda. | CHL | NIA | Clínica Santa María S.A. | Ownership | 0.100 | UnitedHealth Group Incorporated | | |
| | | .0000 | | | | | Servicios Médicos Amed Quilpué S.A. | CHL | NIA | Centromed Quilpué S.A. | Ownership | 99.900 | UnitedHealth Group Incorporated | | |
| | | .0000 | | | | | Servicios Médicos Amed Quilpué S.A. | CHL | NIA | Laboratorios Médicos Amed Quilpué S.A. | Ownership | 0.100 | UnitedHealth Group Incorporated | | |
| | | .0000 | | | | | Servicios Médicos Bío Bío Limitada | CHL | NIA | Clínica Bío Bío S.A. | Ownership | 99.000 | UnitedHealth Group Incorporated | | |

16.22

STATEMENT AS OF SEPTEMBER 30, 2019 OF THE UnitedHealthcare Plan of the River Valley, Inc.

SCHEDULE Y
PART 1A - DETAIL OF INSURANCE HOLDING COMPANY SYSTEM

| 1 | 2 | 3 | 4 | 5 | 6 | 7 | 8 | 9 | 10 | 11 | 12 | 13 | 14 | 15 | 16 |
|------------|---------------------------------|-------------------|------------|--------------|-----|--|---|-----------------------|-----------------------------------|---|--|--|--|-----------------------------------|----|
| Group Code | Group Name | NAIC Company Code | ID Number | Federal RSSD | CIK | Name of Securities Exchange if Publicly Traded (U.S. or International) | Names of Parent, Subsidiaries Or Affiliates | Domi-ciliary Location | Relation-ship to Reporting Entity | Directly Controlled by (Name of Entity/Person) | Type of Control (Ownership, Board, Management, Attorney-in-Fact, Influence, Other) | If Control is Ownership Provide Percentage | Ultimate Controlling Entity(ies)/Person(s) | Is an SCA Filing Re-quired? (Y/N) | * |
| | | .0000 | | | | | Servicios Médicos Bio Bio Limitada | .CHL | NIA | Saden S.A. | Ownership | 1.000 | UnitedHealth Group Incorporated | | |
| | | .0000 | | | | | Servicios Médicos Ciudad del Mar Ltda. | .CHL | NIA | Clínica Ciudad del Mar S.A. | Ownership | 99.000 | UnitedHealth Group Incorporated | | |
| | | .0000 | | | | | Servicios Médicos Ciudad del Mar Ltda. | .CHL | NIA | Saden S.A. | Ownership | 1.000 | UnitedHealth Group Incorporated | | |
| | | .0000 | | | | | Servicios Médicos Santa María Limitada | .CHL | NIA | Sociedad de Inversiones Santa María S.A. | Ownership | 99.176 | UnitedHealth Group Incorporated | | |
| | | .0000 | | | | | Servicios Médicos Santa María Limitada | .CHL | NIA | Clínica Santa María S.A. | Ownership | 0.824 | UnitedHealth Group Incorporated | | |
| | | .0000 | | | | | Servicios Médicos Vespucio Ltda. | .CHL | NIA | Clínica Vespucio S.A. | Ownership | 99.000 | UnitedHealth Group Incorporated | | |
| | | .0000 | | | | | Servicios Médicos Vespucio Ltda. | .CHL | NIA | Saden S.A. | Ownership | 1.000 | UnitedHealth Group Incorporated | | |
| | | .0000 | 45-4233576 | | | | SharedClarity LLC | .DE | NIA | United HealthCare Services, Inc. | Ownership | 100.000 | UnitedHealth Group Incorporated | | |
| | | .0000 | 58-1978974 | | | | SHC Atlanta, LLC | .DE | NIA | Surgical Health, LLC | Ownership | 100.000 | UnitedHealth Group Incorporated | | |
| | | .0000 | 58-2013443 | | | | SHC Austin, Inc. | .GA | NIA | Surgical Health, LLC | Ownership | 100.000 | UnitedHealth Group Incorporated | | |
| | | .0000 | 58-2062812 | | | | SHC Hawthorn, Inc. | .GA | NIA | Surgical Health, LLC | Ownership | 100.000 | UnitedHealth Group Incorporated | | |
| | | .0000 | 58-2101924 | | | | SHC Melbourne, Inc. | .GA | NIA | Surgical Health, LLC | Ownership | 100.000 | UnitedHealth Group Incorporated | | |
| | | .0000 | 62-1223273 | | | | Shelby Surgery Properties, Inc. | .TN | NIA | SC Affiliates, LLC | Ownership | 100.000 | UnitedHealth Group Incorporated | | |
| .0707 | UnitedHealth Group Incorporated | .71420 | 94-0734860 | | | | Sierra Health and Life Insurance Company, Inc. | .NV | .IA | Sierra Health Services, Inc. | Ownership | 100.000 | UnitedHealth Group Incorporated | | |
| | | .00000 | 88-0200415 | | | | Sierra Health Services, Inc. | .NV | NIA | UnitedHealthcare, Inc. | Ownership | 100.000 | UnitedHealth Group Incorporated | | |
| | | .00000 | 88-0254322 | | | | Sierra Health-Care Options, Inc. | .NV | NIA | Sierra Health Services, Inc. | Ownership | 100.000 | UnitedHealth Group Incorporated | | |
| | | .00000 | 88-0385705 | | | | Sierra Home Medical Products, Inc. | .NV | NIA | Sierra Health Services, Inc. | Ownership | 100.000 | UnitedHealth Group Incorporated | | |
| | | .00000 | 88-0264562 | | | | Sierra Nevada Administrators, Inc. | .NV | NIA | Sierra Health Services, Inc. | Ownership | 100.000 | UnitedHealth Group Incorporated | | |
| | | .00000 | | | | | Sistema de Administración Hospitalaria S.A.C. | .PER | NIA | Pacifico S.A. Entidad Prestadora de Salud | Ownership | 99.870 | UnitedHealth Group Incorporated | | 1 |
| | | .00000 | | | | | Small Business Insurance Advisors, Inc. | .TX | NIA | USHEALTH Group, Inc. | Influence | 100.000 | UnitedHealth Group Incorporated | | 5 |
| | | .00000 | | | | | Sobam – Centro Médico Hospitalar S.A. | .BRA | .IA | Santa Helena Assistência Médica S.A. | Ownership | 98.080 | UnitedHealth Group Incorporated | | 2 |
| | | .00000 | | | | | Sobam – Centro Médico Hospitalar S.A. | .BRA | .IA | CMO – Centro Médico de Oftalmologia S/S Ltda. | Ownership | 1.910 | UnitedHealth Group Incorporated | | 2 |
| | | .00000 | 98-1453235 | | | | Sociedad de Inversiones Santa María S.A. | .CHL | NIA | Clínica Santa María S.A. | Ownership | 99.743 | UnitedHealth Group Incorporated | | |
| | | .00000 | 98-1453235 | | | | Sociedad de Inversiones Santa María S.A. | .CHL | NIA | Clínica Dávila y Servicios Médicos S.A. | Ownership | 0.257 | UnitedHealth Group Incorporated | | |
| | | .00000 | 98-1462570 | | | | Sociedad Editorial para la Ciencia Limitada. | .COL | NIA | Banmédica S.A. | Ownership | 76.290 | UnitedHealth Group Incorporated | | 2 |
| | | .00000 | 20-8433398 | | | | Somerset Outpatient Surgery, L.L.C. | .NJ | NIA | SCA-Somerset, LLC | Ownership | 59.520 | UnitedHealth Group Incorporated | | 2 |
| | | .00000 | | | | | Southern California Medical Practice Concepts, LLC | .CA | NIA | Riverside Electronic Healthcare Resources, Inc. | Ownership | 100.000 | UnitedHealth Group Incorporated | | |
| | | .00000 | 30-0743767 | | | | Southwest Medical Associates, Inc. | .NV | NIA | Sierra Health Services, Inc. | Ownership | 100.000 | UnitedHealth Group Incorporated | | |
| | | .00000 | 88-0201420 | | | | Southwest Michigan Health Network Inc. | .MI | NIA | UnitedHealthcare, Inc. | Ownership | 100.000 | UnitedHealth Group Incorporated | | |
| | | .00000 | 38-2609888 | | | | Southwest Michigan Health Network Inc. | .MI | NIA | UnitedHealthcare, Inc. | Ownership | 100.000 | UnitedHealth Group Incorporated | | |
| | | .00000 | 36-4369359 | | | | Southwest Surgical Center, LLC | .IL | NIA | SCA-Mokena, LLC | Ownership | 54.300 | UnitedHealth Group Incorporated | | 2 |
| | | .00000 | 75-2516426 | | | | Space Coast Surgical Center, Ltd. | .FL | NIA | SCA Rockledge JV, LLC | Ownership | 52.190 | UnitedHealth Group Incorporated | | 2 |
| | | .00000 | 57-0953005 | | | | Spartanburg Surgery Center, LLC | .SC | NIA | SCA-Spartanburg Holdings, LLC | Influence | 10.700 | UnitedHealth Group Incorporated | | 5 |
| | | .00000 | 55-0790742 | | | | Specialists in Urology Surgery Center, LLC | .FL | NIA | SCA Specialists of Florida, LLC | Ownership | 100.000 | UnitedHealth Group Incorporated | | |
| | | .00000 | 25-1868213 | | | | Specialized Pharmaceuticals, Inc. | .PA | NIA | QoL Acquisition Holdings Corp. | Ownership | 100.000 | UnitedHealth Group Incorporated | | |
| | | .00000 | 41-1921983 | | | | Specialty Benefits, LLC | .DE | NIA | United HealthCare Services, Inc. | Ownership | 100.000 | UnitedHealth Group Incorporated | | |
| | | .00000 | 20-3412545 | | | | Specialty Surgical Center, LLC | .NJ | NIA | SCA-Sparta, LLC | Ownership | 51.000 | UnitedHealth Group Incorporated | | 2 |
| | | .00000 | 71-0886811 | | | | Spectera of New York, IPA, Inc. | .NY | NIA | Spectera, Inc. | Ownership | 100.000 | UnitedHealth Group Incorporated | | |
| | | .00000 | 52-1260282 | | | | Spectera, Inc. | .MD | NIA | Specialty Benefits, LLC | Ownership | 100.000 | UnitedHealth Group Incorporated | | |
| | | .00000 | 81-1387232 | | | | SPINETRACK 20/20, Inc. | .CA | NIA | SCA-ND VBP, Inc. | Ownership | 100.000 | UnitedHealth Group Incorporated | | |
| | | .00000 | 46-5587702 | | | | Spotlite, Inc. | .DE | NIA | Rally Health, Inc. | Ownership | 100.000 | UnitedHealth Group Incorporated | | |
| | | .00000 | 62-1770924 | | | | SRPS, LLC | .DE | NIA | Progressive Enterprises Holdings, Inc. | Ownership | 100.000 | UnitedHealth Group Incorporated | | |
| | | .00000 | 75-2201400 | | | | St. Cloud Outpatient Surgery, Ltd., a Minnesota Limited Partnership | .MN | NIA | St. Cloud Surgical Center, LLC | Influence | 23.383 | UnitedHealth Group Incorporated | | 5 |
| | | .00000 | 41-1348916 | | | | St. Cloud Surgical Center, LLC | .DE | NIA | Surgery Center Holding, LLC | Ownership | 100.000 | UnitedHealth Group Incorporated | | |
| | | .00000 | 20-1211544 | | | | Stonegate Surgery Center, L.P. | .TX | NIA | SCA Stonegate Holdings, LLC | Ownership | 58.670 | UnitedHealth Group Incorporated | | 2 |
| | | .00000 | 27-2944223 | | | | Streamlines Health, LLC | .MN | NIA | Savvysherpa, LLC | Ownership | 100.000 | UnitedHealth Group Incorporated | | |
| | | .00000 | 06-1082848 | | | | SunSurgery, LLC | .DE | NIA | Surgical Care Affiliates, LLC | Ownership | 100.000 | UnitedHealth Group Incorporated | | |
| .0707 | UnitedHealth Group Incorporated | .96644 | 82-5164277 | | | | Surgery Center at Cherry Creek, LLC | .CO | NIA | SCA-Denver Physicians Holdings, LLC | Influence | 1.000 | UnitedHealth Group Incorporated | | 5 |
| | | .00000 | 82-5207693 | | | | Surgery Center at Kissing Camels, LLC | .CO | NIA | SCA-Kissing Camels Holdings, LLC | Ownership | 55.000 | UnitedHealth Group Incorporated | | 2 |

16.23

STATEMENT AS OF SEPTEMBER 30, 2019 OF THE UnitedHealthcare Plan of the River Valley, Inc.

SCHEDULE Y
PART 1A - DETAIL OF INSURANCE HOLDING COMPANY SYSTEM

| 1 | 2 | 3 | 4 | 5 | 6 | 7 | 8 | 9 | 10 | 11 | 12 | 13 | 14 | 15 | 16 |
|------------|------------|-------------------|------------|--------------|-----|--|--|----------------------|----------------------------------|--|--|--|--|----------------------------------|----|
| Group Code | Group Name | NAIC Company Code | ID Number | Federal RSSD | CIK | Name of Securities Exchange if Publicly Traded (U.S. or International) | Names of Parent, Subsidiaries Or Affiliates | Domiciliary Location | Relationship to Reporting Entity | Directly Controlled by (Name of Entity/Person) | Type of Control (Ownership, Board, Management, Attorney-in-Fact, Influence, Other) | If Control is Ownership Provide Percentage | Ultimate Controlling Entity(ies)/Person(s) | Is an SCA Filing Required? (Y/N) | * |
| | | .0000 | 81-3129674 | | | | Surgery Center at St. Vincent, LLC | OR | NIA | Providence & SCA On-Campus Holdings, LLC | Influence | 0.577 | UnitedHealth Group Incorporated | | 5 |
| | | .0000 | 62-1739361 | | | | Surgery Center Holding, LLC | DE | NIA | Surgical Care Affiliates, LLC | Ownership | 100.000 | UnitedHealth Group Incorporated | | |
| | | .0000 | 62-1509341 | | | | Surgery Center of Boca Raton, Inc. | FL | NIA | Surgical Health, LLC | Ownership | 100.000 | UnitedHealth Group Incorporated | | |
| | | .0000 | 62-1506370 | | | | Surgery Center of Clarksville, L.P. | TN | NIA | Surgical Health, LLC | Ownership | 99.900 | UnitedHealth Group Incorporated | | 2 |
| | | .0000 | 63-1214140 | | | | Surgery Center of Colorado Springs, LLC | DE | NIA | SC Affiliates, LLC | Ownership | 100.000 | UnitedHealth Group Incorporated | | |
| | | .0000 | 42-1166764 | | | | Surgery Center of Des Moines, LLC | DE | NIA | Surgery Center Holding, LLC | Ownership | 100.000 | UnitedHealth Group Incorporated | | |
| | | .0000 | 72-1349752 | | | | Surgery Center of Easton, LLC | DE | NIA | SC Affiliates, LLC | Ownership | 100.000 | UnitedHealth Group Incorporated | | |
| | | .0000 | 63-1212213 | | | | Surgery Center of Ellicott City, Inc. | DE | NIA | SC Affiliates, LLC | Ownership | 100.000 | UnitedHealth Group Incorporated | | |
| | | .0000 | 20-1733152 | | | | Surgery Center of Fairfield County, LLC | DE | NIA | SunSurgery, LLC | Influence | 43.204 | UnitedHealth Group Incorporated | | 5 |
| | | .0000 | 62-1179539 | | | | Surgery Center of Lexington, LLC | DE | NIA | SC Affiliates, LLC | Influence | 0.490 | UnitedHealth Group Incorporated | | 5 |
| | | .0000 | 62-1179537 | | | | Surgery Center of Louisville, LLC | DE | NIA | SC Affiliates, LLC | Ownership | 100.000 | UnitedHealth Group Incorporated | | |
| | | .0000 | 63-1231944 | | | | Surgery Center of Maui, LLC | DE | NIA | SC Affiliates, LLC | Ownership | 100.000 | UnitedHealth Group Incorporated | | |
| | | .0000 | 63-1194204 | | | | Surgery Center of Muskogee, LLC | DE | NIA | SC Affiliates, LLC | Ownership | 100.000 | UnitedHealth Group Incorporated | | |
| | | .0000 | 11-3701564 | | | | Surgery Center of Rockville, L.L.C. | MD | NIA | SCA-Rockville, LLC | Ownership | 59.000 | UnitedHealth Group Incorporated | | 2 |
| | | .0000 | 63-1212214 | | | | Surgery Center of Southern Pines, LLC | DE | NIA | Surgery Center Holding, LLC | Ownership | 100.000 | UnitedHealth Group Incorporated | | |
| | | .0000 | 63-1178497 | | | | Surgery Center of Spokane, LLC | DE | NIA | SC Affiliates, LLC | Ownership | 100.000 | UnitedHealth Group Incorporated | | |
| | | .0000 | 63-1184216 | | | | Surgery Center of Summerlin, LLC | DE | NIA | SC Affiliates, LLC | Ownership | 100.000 | UnitedHealth Group Incorporated | | |
| | | .0000 | 82-3448050 | | | | Surgery Center of The Woodlands, LLC | TX | NIA | SCA-Woodlands Holdings, LLC | Ownership | 55.790 | UnitedHealth Group Incorporated | | 2 |
| | | .0000 | 62-1491963 | | | | Surgery Center of Vero Beach, Inc. | TN | NIA | Surgical Health, LLC | Ownership | 100.000 | UnitedHealth Group Incorporated | | |
| | | .0000 | | | | | Surgery Center of Wilmington Properties, LLC | | | | | | | | |
| | | .0000 | | | | | Surgery Center of Wilmington, LLC | NC | NIA | Surgery Center of Wilmington, LLC | Ownership | 100.000 | UnitedHealth Group Incorporated | | |
| | | .0000 | | | | | Surgery Centers of Des Moines, Ltd., an Iowa Limited Partnership | IA | NIA | Surgery Center Holding, LLC | Ownership | 67.950 | UnitedHealth Group Incorporated | | 2 |
| | | .0000 | 68-0282268 | | | | Surgery Centers-West Holdings, LLC | DE | NIA | Surgical Care Affiliates, LLC | Ownership | 100.000 | UnitedHealth Group Incorporated | | |
| | | .0000 | 33-1187498 | | | | Surgical Care Affiliates Political Action Committee | AL | NIA | Surgical Care Affiliates, LLC | Ownership | 100.000 | UnitedHealth Group Incorporated | | |
| | | .0000 | 20-8922307 | | | | Surgical Care Affiliates, LLC | DE | NIA | SCA1 Holdings, LLC | Ownership | 100.000 | UnitedHealth Group Incorporated | | |
| | | .0000 | 46-2971080 | | | | Surgical Care Partners of Melbourne, LLC | DE | NIA | SHC Melbourne, Inc. | Ownership | 72.750 | UnitedHealth Group Incorporated | | 2 |
| | | .0000 | 75-1925497 | | | | Surgical Caregivers of Fort Worth, LLC | TX | NIA | THR-SCA Holdings, LLC | Influence | 56.423 | UnitedHealth Group Incorporated | | 5 |
| | | .0000 | 63-1251243 | | | | Surgical Center of Greensboro, LLC | NC | NIA | NSC Greensboro, LLC | Influence | 35.720 | UnitedHealth Group Incorporated | | 5 |
| | | .0000 | 22-2709324 | | | | Surgical Center of South Jersey, Limited Partnership | NJ | NIA | SCA-South Jersey, LLC | Ownership | 61.853 | UnitedHealth Group Incorporated | | 2 |
| | | .0000 | 63-1138507 | | | | Surgical Center of Tuscaloosa Holdings, LLC | AL | NIA | Surgical Care Affiliates, LLC | Ownership | 100.000 | UnitedHealth Group Incorporated | | |
| | | .0000 | 65-1321064 | | | | Surgical Eye Experts, LLC | MA | NIA | Physician(s) owned | Influence | 0.000 | UnitedHealth Group Incorporated | | 4 |
| | | .0000 | 58-1997354 | | | | Surgical Health of Orlando, LLC | FL | NIA | Surgical Health, LLC | Ownership | 81.760 | UnitedHealth Group Incorporated | | 2 |
| | | .0000 | 58-1941168 | | | | Surgical Health, LLC | DE | NIA | Surgical Care Affiliates, LLC | Ownership | 100.000 | UnitedHealth Group Incorporated | | |
| | | .0000 | 27-0168681 | | | | Surgical Hospital Holdings of Oklahoma, LLC | DE | NIA | SCA Surgery Holdings, LLC | Ownership | 100.000 | UnitedHealth Group Incorporated | | |
| | | .0000 | 75-2157730 | | | | Surgicare of Belleville, LLC | DE | NIA | Surgery Center Holding, LLC | Ownership | 100.000 | UnitedHealth Group Incorporated | | |
| | | .0000 | 64-0629000 | | | | Surgicare of Jackson, LLC | DE | NIA | Surgery Center Holding, LLC | Ownership | 100.000 | UnitedHealth Group Incorporated | | |
| | | .0000 | | | | | Surgicare of Jackson, Ltd., a Mississippi Limited Partnership | MS | NIA | Surgicare of Jackson, LLC | Influence | 40.000 | UnitedHealth Group Incorporated | | 5 |
| | | .0000 | 75-2162993 | | | | Surgicare of Joliet, Inc. | IL | NIA | Surgery Center Holding, LLC | Ownership | 100.000 | UnitedHealth Group Incorporated | | |
| | | .0000 | 75-2287141 | | | | Surgicare of La Veta, Inc. | CA | NIA | Surgery Centers-West Holdings, LLC | Ownership | 100.000 | UnitedHealth Group Incorporated | | |
| | | .0000 | 75-2501191 | | | | Surgicare of La Veta, Ltd., a California Limited Partnership | CA | NIA | Beach Surgical Holdings III, LLC | Influence | 0.283 | UnitedHealth Group Incorporated | | 5 |
| | | .0000 | 75-2507129 | | | | Surgicare of Minneapolis, LLC | DE | NIA | Surgery Center Holding, LLC | Ownership | 100.000 | UnitedHealth Group Incorporated | | |
| | | .0000 | 41-1437636 | | | | Surgicare of Minneapolis, Ltd., a Minnesota Limited Partnership | MN | NIA | Surgicare of Minneapolis, LLC | Influence | 20.000 | UnitedHealth Group Incorporated | | 5 |
| | | .0000 | 41-1624905 | | | | Surgicare of Mobile, LLC | DE | NIA | Surgery Center Holding, LLC | Ownership | 100.000 | UnitedHealth Group Incorporated | | |
| | | .0000 | 75-2459713 | | | | Surgicare of Mobile, Ltd. | AL | NIA | Surgicare of Mobile, LLC | Influence | 20.000 | UnitedHealth Group Incorporated | | 5 |
| | | .0000 | 75-2459715 | | | | Surgicare of Oceanside, Inc. | CA | NIA | Surgery Center Holding, LLC | Ownership | 100.000 | UnitedHealth Group Incorporated | | |
| | | .0000 | 75-2448926 | | | | Surgicare of Owensboro, LLC | DE | NIA | Surgery Center Holding, LLC | Ownership | 100.000 | UnitedHealth Group Incorporated | | |
| | | .0000 | 75-2184730 | | | | Surgicare of Salem, LLC | DE | NIA | Surgery Center Holding, LLC | Ownership | 100.000 | UnitedHealth Group Incorporated | | |
| | | .0000 | 75-2200171 | | | | | | | | | | | | |

16.24

STATEMENT AS OF SEPTEMBER 30, 2019 OF THE UnitedHealthcare Plan of the River Valley, Inc.

SCHEDULE Y
PART 1A - DETAIL OF INSURANCE HOLDING COMPANY SYSTEM

| 1 | 2 | 3 | 4 | 5 | 6 | 7 | 8 | 9 | 10 | 11 | 12 | 13 | 14 | 15 | 16 |
|------------|---------------------------------|-------------------|------------|--------------|-----|--|--|-----------------------|-----------------------------------|--|--|--|--|-----------------------------------|----|
| Group Code | Group Name | NAIC Company Code | ID Number | Federal RSSD | CIK | Name of Securities Exchange if Publicly Traded (U.S. or International) | Names of Parent, Subsidiaries Or Affiliates | Domi-ciliary Location | Relation-ship to Reporting Entity | Directly Controlled by (Name of Entity/Person) | Type of Control (Ownership, Board, Management, Attorney-in-Fact, Influence, Other) | If Control is Ownership Provide Percentage | Ultimate Controlling Entity(ies)/Person(s) | Is an SCA Filing Re-quired? (Y/N) | * |
| | | .00000 | 35-1975122 | | | | Surgicare, LLC | IN | NIA | SCA-SurgiCare, LLC | Ownership | 53.680 | UnitedHealth Group Incorporated | | 2 |
| | | .00000 | 82-3717201 | | | | SurgiCenter of San Antonio at Westover Hills, LLC | TX | NIA | SCA-Westover Hills, LLC | Influence | 45.360 | UnitedHealth Group Incorporated | | 5 |
| | | .00000 | 95-3329855 | | | | Surgicenters of Southern California, Inc. | CA | NIA | Surgery Center Holding, LLC | Ownership | 100.000 | UnitedHealth Group Incorporated | | |
| .0707 | UnitedHealth Group Incorporated | .00000 | 46-1536748 | | | | Symphonix Health Holdings, LLC | DE | NIA | United HealthCare Services, Inc. | Ownership | 100.000 | UnitedHealth Group Incorporated | | |
| | | 84549 | 38-2044243 | | | | Symphonix Health Insurance, Inc. | IL | IA | Symphonix Health Holdings, LLC | Ownership | 100.000 | UnitedHealth Group Incorporated | | |
| | | .00000 | 98-1260384 | | | | Taidene Medical Ltd. | CAN | NIA | UnitedHealthcare Global Canada Limited | Influence | 49.000 | UnitedHealth Group Incorporated | | 5 |
| | | .00000 | 93-1172065 | | | | Talbert Medical Group, P.C. | CA | NIA | Healthcare Partners Affiliates Medical Group | Influence | 0.000 | UnitedHealth Group Incorporated | | 5 |
| | | .00000 | 47-4751035 | | | | TeamMD Holdings, Inc. | DE | NIA | AmeriChoice Corporation | Ownership | 100.000 | UnitedHealth Group Incorporated | | |
| | | .00000 | 47-4850893 | | | | TeamMD Iowa, Inc. | DE | NIA | TeamMD Holdings, Inc. | Ownership | 100.000 | UnitedHealth Group Incorporated | | |
| | | .00000 | 35-2584893 | | | | TeamMD Physicians of Texas, Inc. | TX | NIA | TeamMD Holdings, Inc. | Ownership | 100.000 | UnitedHealth Group Incorporated | | |
| | | .00000 | 30-0445773 | | | | TeamMD Physicians, P.C. | IA | NIA | Physician(s) owned | Influence | 0.000 | UnitedHealth Group Incorporated | | 4 |
| | | .00000 | 82-1019055 | | | | TeamUP Insurance Services, Inc. | CA | NIA | HealthMarkets Insurance Agency, Inc. | Ownership | 100.000 | UnitedHealth Group Incorporated | | |
| | | .00000 | | | | | Tecnologías de Información en Salud S.A. | CHL | NIA | Clinica Santa Maria S.A. | Ownership | 50.000 | UnitedHealth Group Incorporated | | |
| | | .00000 | | | | | Tecnologías de Información en Salud S.A. | CHL | NIA | Clinica Dávila y Servicios Médicos S.A. | Ownership | 50.000 | UnitedHealth Group Incorporated | | |
| | | .00000 | 38-3897811 | | | | Texas Health Craig Ranch Surgery Center, LLC | TX | NIA | THR-SCA Holdings, LLC | Influence | 51.500 | UnitedHealth Group Incorporated | | 5 |
| | | .00000 | 80-0866449 | | | | Texas Health Flower Mound Orthopedic Surgery Center, LLC | TX | NIA | THR-SCA Holdings, LLC | Influence | 51.000 | UnitedHealth Group Incorporated | | 5 |
| | | .00000 | 81-4977249 | | | | Texas Health Orthopedic Surgery Center Alliance, LLC | TX | NIA | THR-SCA Holdings, LLC | Influence | 51.000 | UnitedHealth Group Incorporated | | 5 |
| | | .00000 | 82-2296081 | | | | Texas Health Surgery Center Alliance, LLC | TX | NIA | THR-SCA Holdings, LLC | Influence | 77.583 | UnitedHealth Group Incorporated | | 5 |
| | | .00000 | 82-1307876 | | | | Texas Health Surgery Center Bedford, LLC | TX | NIA | THR-SCA Holdings, LLC | Influence | 52.900 | UnitedHealth Group Incorporated | | 5 |
| | | .00000 | 83-0781259 | | | | Texas Health Surgery Center Las Colinas, LLC | TX | NIA | THR-SCA Holdings, LLC | Influence | 0.000 | UnitedHealth Group Incorporated | | 5 |
| | | .00000 | 20-3991622 | | | | Texas Health Surgery Center Preston Plaza, LLC | TX | NIA | THR-SCA Holdings, LLC | Influence | 53.048 | UnitedHealth Group Incorporated | | 5 |
| | | .00000 | 47-4425996 | | | | Texas Health Surgery Center Rockwall, LLC | TX | NIA | THR-SCA Holdings, LLC | Influence | 51.000 | UnitedHealth Group Incorporated | | 5 |
| | | .00000 | 52-1468699 | | | | The Advisory Board (Chile) SpA | CHL | NIA | The Advisory Board Company | Ownership | 100.000 | UnitedHealth Group Incorporated | | |
| .0707 | UnitedHealth Group Incorporated | .61832 | 52-0676509 | | | | The Advisory Board Company | DE | NIA | OptumInsight, Inc. | Ownership | 100.000 | UnitedHealth Group Incorporated | | |
| | | .00000 | 91-0214500 | | | | The Chesapeake Life Insurance Company | OK | IA | HealthMarkets Group, Inc. | Ownership | 100.000 | UnitedHealth Group Incorporated | | |
| | | .00000 | 20-5562797 | | | | The Everett Clinic, PLLC | WA | NIA | Everett Physicians, Inc. P.S. | Influence | 0.000 | UnitedHealth Group Incorporated | | 5 |
| | | .00000 | 56-1970224 | | | | The Eye Surgery Center of the Carolinas, L.P. | NC | NIA | Surgery Center of Southern Pines, LLC | Influence | 46.000 | UnitedHealth Group Incorporated | | 5 |
| | | .00000 | 61-1409045 | | | | The Lewin Group, Inc. | NC | NIA | Optum Public Sector Solutions, Inc. | Ownership | 100.000 | UnitedHealth Group Incorporated | | |
| | | .00000 | 72-1349755 | | | | The Magan Medical Group | CA | NIA | DaVita Magan Management, Inc. | Ownership | 50.000 | UnitedHealth Group Incorporated | | 2 |
| | | .00000 | 63-1184215 | | | | The Outpatient Surgery Center of Hilton Head, LLC | SC | NIA | SCA-Hilton Head, LLC | Ownership | 50.000 | UnitedHealth Group Incorporated | | 2 |
| | | .00000 | 06-1552689 | | | | The Polyclinic MSO, LLC | DE | NIA | Collaborative Care Holdings, LLC | Ownership | 80.100 | UnitedHealth Group Incorporated | | 2 |
| | | .00000 | 37-1446353 | | | | The Polyclinic, PLLC | VA | NIA | Polyclinic Holdings, P.C. | Influence | 100.000 | UnitedHealth Group Incorporated | | 5 |
| | | .00000 | 26-1479919 | | | | The Surgery Center of Easton, L.P. | TN | NIA | Surgery Center of Easton, LLC | Influence | 0.420 | UnitedHealth Group Incorporated | | 5 |
| | | .00000 | 77-0367271 | | | | The Surgical Center at Tenaya, L.P. | TN | NIA | Surgery Center of Summerlin, LLC | Influence | 20.000 | UnitedHealth Group Incorporated | | 5 |
| | | .00000 | 25-1825549 | | | | The Surgical Center of Connecticut, LLC | CT | NIA | SCA-Main Street, LLC | Influence | 20.000 | UnitedHealth Group Incorporated | | 5 |
| | | .00000 | 63-1194203 | | | | THE SURGICAL CENTER OF THE TREASURE COAST, L.L.C. | FL | NIA | SCA-St. Lucie, LLC | Ownership | 51.000 | UnitedHealth Group Incorporated | | 2 |
| | | .00000 | 59-3143128 | | | | Thomas Johnson Surgery Center, LLC | MD | NIA | SCA-Frederick, LLC | Ownership | 65.000 | UnitedHealth Group Incorporated | | 2 |
| | | .00000 | 98-1287904 | | | | Thousand Oaks Endoscopy Center, LLC | CA | NIA | Endoscopy Center Affiliates, Inc. | Ownership | 99.000 | UnitedHealth Group Incorporated | | 2 |
| | | .00000 | | | | | Three Rivers Holdings, Inc. | DE | NIA | AmeriChoice Corporation | Ownership | 100.000 | UnitedHealth Group Incorporated | | |
| | | .00000 | | | | | Three Rivers Surgical Care, L.P. | TN | NIA | Muskogee Surgical Investors, LLC | Ownership | 72.530 | UnitedHealth Group Incorporated | | 2 |
| | | .00000 | | | | | Timesys, LLC | FL | NIA | PMSI Holdings, LLC | Ownership | 100.000 | UnitedHealth Group Incorporated | | |
| | | .00000 | | | | | Topimagem Diagnóstico por Imagem Ltda. | BRA | NIA | S.A. - Empresa de Serviços Hospitalares | Ownership | 89.000 | UnitedHealth Group Incorporated | | 2 |
| | | .00000 | | | | | Trails Edge Surgery Center, LLC | FL | NIA | SCA-Bonita Springs, LLC | Ownership | 59.000 | UnitedHealth Group Incorporated | | 2 |

16.25

STATEMENT AS OF SEPTEMBER 30, 2019 OF THE UnitedHealthcare Plan of the River Valley, Inc.

SCHEDULE Y
PART 1A - DETAIL OF INSURANCE HOLDING COMPANY SYSTEM

| 1 | 2 | 3 | 4 | 5 | 6 | 7 | 8 | 9 | 10 | 11 | 12 | 13 | 14 | 15 | 16 |
|------------|---------------------------------|-------------------|------------|--------------|------------|--|--|-----------------------|-----------------------------------|--|--|--|--|-----------------------------------|----|
| Group Code | Group Name | NAIC Company Code | ID Number | Federal RSSD | CIK | Name of Securities Exchange if Publicly Traded (U.S. or International) | Names of Parent, Subsidiaries Or Affiliates | Domi-ciliary Location | Relation-ship to Reporting Entity | Directly Controlled by (Name of Entity/Person) | Type of Control (Ownership, Board, Management, Attorney-in-Fact, Influence, Other) | If Control is Ownership Provide Percentage | Ultimate Controlling Entity(ies)/Person(s) | Is an SCA Filing Re-quired? (Y/N) | * |
| | | .0000 | 46-5482620 | | | | Trauma Surgery Affiliates, LLC | TX | NIA | National Surgery Centers, LLC | Influence | 49.000 | UnitedHealth Group Incorporated | | 5 |
| | | .0000 | 52-1431155 | | | | Travel Express Incorporated | MD | NIA | FrontierMEDEX, Inc. | Ownership | 100.000 | UnitedHealth Group Incorporated | | |
| | | .0000 | 46-2613170 | | | | Treasure Valley Emerald Properties, LLC | DE | NIA | Treasure Valley Hospital Limited Partnership | Influence | 100.000 | UnitedHealth Group Incorporated | | 5 |
| | | .0000 | 33-0592165 | | | | Treasure Valley Hospital Limited Partnership | ID | NIA | Surgical Health, LLC | Influence | 40.375 | UnitedHealth Group Incorporated | | 5 |
| | | .0000 | 47-5088596 | | | | TriMed, LLC | UT | NIA | National MedTrans, LLC | Ownership | 100.000 | UnitedHealth Group Incorporated | | |
| | | .0000 | 46-5530255 | | | | Trio Motion, LLC | DE | NIA | Savvysherpa, LLC | Ownership | 100.000 | UnitedHealth Group Incorporated | | |
| | | .0000 | 63-0974161 | | | | Tuscaloosa Surgical Center, L.P. | AL | NIA | Surgical Center of Tuscaloosa Holdings, LLC | Influence | 30.000 | UnitedHealth Group Incorporated | | 5 |
| | | .0000 | 94-3077084 | | | | U.S. Behavioral Health Plan, California | CA | IA | United Behavioral Health | Ownership | 100.000 | UnitedHealth Group Incorporated | | |
| | | .0000 | 98-1388279 | | | | UHC Finance (Ireland) Unlimited Company | IRL | NIA | UnitedHealth Group International Finance (Ireland) Unlimited Company | Ownership | 100.000 | UnitedHealth Group Incorporated | | |
| | | .0000 | 41-1913059 | | | | UHC International Services, Inc. | DE | NIA | UnitedHealth Group Incorporated | Ownership | 100.000 | UnitedHealth Group Incorporated | | |
| | | .0000 | 95-2931460 | | | | UHC of California | CA | IA | United HealthCare Services, Inc. | Ownership | 100.000 | UnitedHealth Group Incorporated | | |
| | | .0000 | 98-1103713 | | | | UHC Services (Ireland) Limited | IRL | NIA | UnitedHealthcare Global Medical (UK) Limited | Ownership | 100.000 | UnitedHealth Group Incorporated | | |
| | | .0000 | 98-1372063 | | | | UHC Holdings (Ireland) Limited | IRL | NIA | United HealthCare Services, Inc. | Ownership | 100.000 | UnitedHealth Group Incorporated | | |
| | | .0000 | 98-1372064 | | | | UHC Services (Ireland) Limited | IRL | NIA | UHC Holdings (Ireland) Limited | Ownership | 100.000 | UnitedHealth Group Incorporated | | |
| | | .0000 | 98-1122490 | | | | UHG Brasil Participações S.A. | BRA | NIA | Polar II Fundo de Investimento em Participações Multiestrategia | Ownership | 100.000 | UnitedHealth Group Incorporated | | |
| | | .0000 | 41-1921008 | | | | UHC Holdings, Inc. | DE | NIA | United HealthCare Services, Inc. | Ownership | 100.000 | UnitedHealth Group Incorporated | | |
| | | .0000 | 75-2922396 | | | | UICI Funding Corp. 2 | DE | NIA | HealthMarkets, LLC | Ownership | 100.000 | UnitedHealth Group Incorporated | | |
| | | .0000 | 39-1995276 | | | | UMR, Inc. | DE | NIA | United HealthCare Services, Inc. | Ownership | 100.000 | UnitedHealth Group Incorporated | | |
| | | .0000 | 98-1444648 | | | | Unidad Médica Diagnóstico S.A. | COL | NIA | Colmedica Medicina Prepagada | Ownership | 92.380 | UnitedHealth Group Incorporated | | 2 |
| | | .0000 | 98-1444648 | | | | Unidad Médica Diagnóstico S.A. | COL | NIA | Banmedica Colombia SpA | Ownership | 7.619 | UnitedHealth Group Incorporated | | 2 |
| .0707 | UnitedHealth Group Incorporated | .91529 | 52-1996029 | | | | Unimerica Insurance Company | WI | IA | OptumHealth Holdings, LLC | Ownership | 100.000 | UnitedHealth Group Incorporated | | |
| | | | | | | | Unimerica Life Insurance Company of New York | | | | | | | | |
| .0707 | UnitedHealth Group Incorporated | .11596 | 01-0637149 | | | | Unison Administrative Services, LLC | NY | IA | UnitedHealthcare Insurance Company | Ownership | 100.000 | UnitedHealth Group Incorporated | | |
| | | .0000 | 25-1877716 | | | | Unison Health Plan of Delaware, Inc. | PA | NIA | Three Rivers Holdings, Inc. | Ownership | 100.000 | UnitedHealth Group Incorporated | | |
| | | .0000 | 20-5917714 | | | | United Behavioral Health | DE | IA | Three Rivers Holdings, Inc. | Ownership | 100.000 | UnitedHealth Group Incorporated | | |
| | | .0000 | 94-2649097 | | | | United Behavioral Health of New York, I.P.A., Inc. | CA | NIA | OptumHealth Holdings, LLC | Ownership | 100.000 | UnitedHealth Group Incorporated | | |
| | | .0000 | 41-1868911 | | | | United Group Reinsurance, Inc. | NY | NIA | United Behavioral Health | Ownership | 100.000 | UnitedHealth Group Incorporated | | |
| | | .0000 | 75-2583080 | | | | United Health Foundation | TCA | NIA | HealthMarkets, LLC | Ownership | 100.000 | UnitedHealth Group Incorporated | | |
| | | .0000 | 41-1941615 | | | | United HealthCare Services, Inc. | MN | NIA | UnitedHealth Group Incorporated | Ownership | 100.000 | UnitedHealth Group Incorporated | | |
| | | .0000 | 41-1289245 | 3410132 | | | United Management Services, Inc. | MN | UIP | UnitedHealth Group Incorporated | Ownership | 100.000 | UnitedHealth Group Incorporated | | |
| | | .0000 | 75-2601147 | | | | United Resource Networks IPA of New York, Inc. | NY | NIA | HealthMarkets, LLC | Ownership | 100.000 | UnitedHealth Group Incorporated | | |
| | | .0000 | 30-0318238 | | | | UnitedHealth Advisors, LLC | NY | NIA | OptumHealth Care Solutions, LLC | Ownership | 100.000 | UnitedHealth Group Incorporated | | |
| | | .0000 | 01-0538317 | | | | UnitedHealth Group Finance Inc. | ME | NIA | United HealthCare Services, Inc. | Ownership | 100.000 | UnitedHealth Group Incorporated | | |
| | | .0000 | 84-3188598 | 4665014 | 0000731766 | | UnitedHealth Group Incorporated | DE | NIA | Bordeaux (Barbados) Holdings III, SRL | Ownership | 100.000 | UnitedHealth Group Incorporated | | |
| | | .0000 | 41-1321939 | | | | UnitedHealth Group International Finance (Ireland) Unlimited Company | DE | UIP | Self | Ownership | 0.000 | UnitedHealth Group Incorporated | | 2 |
| | | .0000 | 98-1422474 | | | | UnitedHealth Group International GP | IRL | NIA | UnitedHealthcare Europe S.á r.l. | Ownership | 100.000 | UnitedHealth Group Incorporated | | |
| | | .0000 | 98-1079826 | | | | UnitedHealth Group International Holdings I Inc. | CYM | NIA | UnitedHealth Group International Holdings I Inc. | Ownership | 100.000 | UnitedHealth Group Incorporated | | |
| | | .0000 | 84-3175714 | | | | UnitedHealth Group International Holdings I Inc. | DE | NIA | UnitedHealth Group Incorporated | Ownership | 100.000 | UnitedHealth Group Incorporated | | |
| | | .0000 | 98-1080118 | | | | UnitedHealth Group International L.P. | CYM | NIA | UnitedHealth Group International Holdings I Inc. | Ownership | 100.000 | UnitedHealth Group Incorporated | | |
| | | .0000 | 46-3311984 | | | | UnitedHealth Group Ventures, LLC | DE | NIA | UnitedHealth Group Incorporated | Ownership | 100.000 | UnitedHealth Group Incorporated | | |
| | | .0000 | 41-1917398 | | | | UnitedHealth International, Inc. | DE | NIA | UnitedHealth Group Incorporated | Ownership | 100.000 | UnitedHealth Group Incorporated | | |

16.26

STATEMENT AS OF SEPTEMBER 30, 2019 OF THE UnitedHealthcare Plan of the River Valley, Inc.

SCHEDULE Y
PART 1A - DETAIL OF INSURANCE HOLDING COMPANY SYSTEM

| 1 | 2 | 3 | 4 | 5 | 6 | 7 | 8 | 9 | 10 | 11 | 12 | 13 | 14 | 15 | 16 |
|------------|---------------------------------|-------------------|------------|--------------|-----|--|--|-----------------------|-----------------------------------|---|--|--|--|-----------------------------------|----|
| Group Code | Group Name | NAIC Company Code | ID Number | Federal RSSD | CIK | Name of Securities Exchange if Publicly Traded (U.S. or International) | Names of Parent, Subsidiaries Or Affiliates | Domi-ciliary Location | Relation-ship to Reporting Entity | Directly Controlled by (Name of Entity/Person) | Type of Control (Ownership, Board, Management, Attorney-in-Fact, Influence, Other) | If Control is Ownership Provide Percentage | Ultimate Controlling Entity(ies)/Person(s) | Is an SCA Filing Re-quired? (Y/N) | * |
| | | .0000 | 26-2574977 | | | | UnitedHealth Military & Veterans Services, LLC | DE | NIA | United HealthCare Services, Inc. | Ownership | 100.000 | UnitedHealth Group Incorporated | | |
| | | .0000 | 98-0559902 | | | | UnitedHealth UK Limited | GBR | NIA | Optum Solutions UK Holdings Limited | Ownership | 100.000 | UnitedHealth Group Incorporated | | |
| .0707 | UnitedHealth Group Incorporated | 95174 | 33-0115163 | | | | UnitedHealthcare Benefits of Texas, Inc. | TX | IA | United HealthCare Services, Inc. | Ownership | 100.000 | UnitedHealth Group Incorporated | | |
| | | .0000 | 47-3221444 | | | | UnitedHealthcare Benefits Plan of California | CA | IA | United HealthCare Services, Inc. | Ownership | 100.000 | UnitedHealth Group Incorporated | | |
| | | .0000 | 46-4348775 | | | | UnitedHealthcare Community Plan of California, Inc. | CA | IA | United HealthCare Services, Inc. | Ownership | 100.000 | UnitedHealth Group Incorporated | | |
| .0707 | UnitedHealth Group Incorporated | 13168 | 26-2688274 | | | | UnitedHealthcare Community Plan of Georgia, Inc. | GA | IA | AmeriChoice Corporation | Ownership | 100.000 | UnitedHealth Group Incorporated | | |
| .0707 | UnitedHealth Group Incorporated | 12323 | 56-2451429 | | | | UnitedHealthcare Community Plan of Ohio, Inc. | OH | IA | Three Rivers Holdings, Inc. | Ownership | 100.000 | UnitedHealth Group Incorporated | | |
| .0707 | UnitedHealth Group Incorporated | 11141 | 91-2008361 | | | | UnitedHealthcare Community Plan of Texas, L.L.C. | TX | IA | Ovations, Inc. | Ownership | 100.000 | UnitedHealth Group Incorporated | | |
| .0707 | UnitedHealth Group Incorporated | 95467 | 38-3204052 | | | | UnitedHealthcare Community Plan, Inc. | MI | IA | AmeriChoice Corporation | Ownership | 100.000 | UnitedHealth Group Incorporated | | |
| | | .0000 | 98-1200034 | | | | UnitedHealthcare Consulting & Assistance Service (Beijing) Co., Ltd. | CHN | NIA | UnitedHealthcare International I B.V. | Ownership | 100.000 | UnitedHealth Group Incorporated | | |
| | | .0000 | 98-1199879 | | | | UnitedHealthcare Europe S.á r.l. | LUX | NIA | UnitedHealthcare International VI S.á r.l. | Ownership | 100.000 | UnitedHealth Group Incorporated | | |
| | | .0000 | 98-1104429 | | | | UnitedHealthcare Global Canada Limited | CAN | NIA | UnitedHealthcare International I B.V. | Ownership | 100.000 | UnitedHealth Group Incorporated | | |
| | | .0000 | 98-1029201 | | | | UnitedHealthcare Global Medical (UK) Limited | GBR | NIA | UnitedHealthcare International I B.V. | Ownership | 100.000 | UnitedHealth Group Incorporated | | |
| | | .0000 | 98-1099116 | | | | UnitedHealthcare India Private Limited | IND | NIA | OptumHealth International B.V. | Ownership | 99.999 | UnitedHealth Group Incorporated | | |
| | | .0000 | 98-1099116 | | | | UnitedHealthcare India Private Limited | IND | NIA | UnitedHealth International, Inc. | Ownership | 0.001 | UnitedHealth Group Incorporated | | |
| .0707 | UnitedHealth Group Incorporated | 79413 | 36-2739571 | | | | UnitedHealthcare Insurance Company | CT | IA | UHC Holdings, Inc. | Ownership | 100.000 | UnitedHealth Group Incorporated | | |
| .0707 | UnitedHealth Group Incorporated | 60318 | 36-3800349 | | | | UnitedHealthcare Insurance Company of Illinois | IL | IA | UnitedHealthcare Insurance Company | Ownership | 100.000 | UnitedHealth Group Incorporated | | |
| .0707 | UnitedHealth Group Incorporated | 60093 | 11-3283886 | | | | UnitedHealthcare Insurance Company of New York | NY | IA | UnitedHealthcare Insurance Company | Ownership | 100.000 | UnitedHealth Group Incorporated | | |
| .0707 | UnitedHealth Group Incorporated | 12231 | 20-1902768 | | | | UnitedHealthcare Insurance Company of the River Valley | IL | IA | UnitedHealthcare Services Company of the River Valley, Inc. | Ownership | 100.000 | UnitedHealth Group Incorporated | | |
| | | .0000 | 98-1372065 | | | | UnitedHealthcare Insurance Designated Activity Company | IRL | IA | UHC Holdings (Ireland) Limited | Ownership | 100.000 | UnitedHealth Group Incorporated | | |
| .0707 | UnitedHealth Group Incorporated | .0000 | 86-0618309 | | | | UnitedHealthcare Integrated Services, Inc. | AZ | IA | Ovations, Inc. | Ownership | 100.000 | UnitedHealth Group Incorporated | | |
| | | .0000 | 41-1988797 | | | | UnitedHealthcare International Asia, LLC | DE | NIA | UnitedHealth Group Incorporated | Ownership | 100.000 | UnitedHealth Group Incorporated | | |
| | | .0000 | 98-1100512 | | | | UnitedHealthcare International I B.V. | NLD | NIA | UnitedHealth Group International Holdings I Inc. | Ownership | 100.000 | UnitedHealth Group Incorporated | | |
| | | .0000 | 98-1079459 | | | | UnitedHealthcare International II S.á r.l. | LUX | NIA | UnitedHealthcare Europe S.á r.l. | Ownership | 100.000 | UnitedHealth Group Incorporated | | |
| | | .0000 | 98-1340853 | | | | UnitedHealthcare International III B.V. | NLD | NIA | UnitedHealthcare Europe S.á r.l. | Ownership | 100.000 | UnitedHealth Group Incorporated | | |
| | | .0000 | 98-1077436 | | | | UnitedHealthcare International III S.á r.l. | LUX | NIA | Optum Services (Ireland) Limited | Ownership | 100.000 | UnitedHealth Group Incorporated | | |
| | | .0000 | 98-1372054 | | | | UnitedHealthcare International IV B.V. | NLD | NIA | OptumHealth International B.V. | Ownership | 100.000 | UnitedHealth Group Incorporated | | |
| | | .0000 | 98-1080926 | | | | UnitedHealthcare International IV S.á r.l. | LUX | NIA | UnitedHealthcare International VIII S.á r.l. | Ownership | 100.000 | UnitedHealth Group Incorporated | | |
| | | .0000 | 98-1372058 | | | | UnitedHealthcare International VI S.á r.l. | LUX | NIA | UnitedHealth Group International L.P. | Ownership | 100.000 | UnitedHealth Group Incorporated | | |
| | | .0000 | 98-1372060 | | | | UnitedHealthcare International VII S.á r.l. | LUX | NIA | UHC Finance (Ireland) Unlimited Company | Ownership | 100.000 | UnitedHealth Group Incorporated | | |
| | | .0000 | 98-1372062 | | | | UnitedHealthcare International VIII S.á r.l. | LUX | NIA | UnitedHealthcare International X S.á r.l. | Ownership | 100.000 | UnitedHealth Group Incorporated | | |
| | | .0000 | 98-1372062 | | | | UnitedHealthcare International VIII S.á r.l. | LUX | NIA | UnitedHealthcare International III S.á r.l. | Ownership | 100.000 | UnitedHealth Group Incorporated | | |
| .0707 | UnitedHealth Group Incorporated | 97179 | 86-0207231 | | | | UnitedHealthcare International X S.á r.l. | LUX | NIA | UnitedHealthcare International III S.á r.l. | Ownership | 100.000 | UnitedHealth Group Incorporated | | |
| .0707 | UnitedHealth Group Incorporated | 95784 | 63-0899562 | | | | UnitedHealthcare Life Insurance Company | WI | IA | Golden Rule Financial Corporation | Ownership | 100.000 | UnitedHealth Group Incorporated | | |
| .0707 | UnitedHealth Group Incorporated | 96016 | 86-0507074 | | | | UnitedHealthcare of Alabama, Inc. | AL | IA | UnitedHealthcare, Inc. | Ownership | 100.000 | UnitedHealth Group Incorporated | | |
| .0707 | UnitedHealth Group Incorporated | 95446 | 63-1036819 | | | | UnitedHealthcare of Arizona, Inc. | AZ | IA | UnitedHealthcare, Inc. | Ownership | 100.000 | UnitedHealth Group Incorporated | | |
| .0707 | UnitedHealth Group Incorporated | 95090 | 84-1004639 | | | | UnitedHealthcare of Arkansas, Inc. | AR | IA | UnitedHealthcare, Inc. | Ownership | 100.000 | UnitedHealth Group Incorporated | | |
| .0707 | UnitedHealth Group Incorporated | 95090 | 84-1004639 | | | | UnitedHealthcare of Colorado, Inc. | CO | IA | UnitedHealthcare, Inc. | Ownership | 100.000 | UnitedHealth Group Incorporated | | |

16.27

STATEMENT AS OF SEPTEMBER 30, 2019 OF THE UnitedHealthcare Plan of the River Valley, Inc.

SCHEDULE Y
PART 1A - DETAIL OF INSURANCE HOLDING COMPANY SYSTEM

| 1 | 2 | 3 | 4 | 5 | 6 | 7 | 8 | 9 | 10 | 11 | 12 | 13 | 14 | 15 | 16 |
|------------|---------------------------------|-------------------|------------|--------------|-----|--|---|----------------------|----------------------------------|---|--|--|--|----------------------------------|----|
| Group Code | Group Name | NAIC Company Code | ID Number | Federal RSSD | CIK | Name of Securities Exchange if Publicly Traded (U.S. or International) | Names of Parent, Subsidiaries Or Affiliates | Domiciliary Location | Relationship to Reporting Entity | Directly Controlled by (Name of Entity/Person) | Type of Control (Ownership, Board, Management, Attorney-in-Fact, Influence, Other) | If Control is Ownership Provide Percentage | Ultimate Controlling Entity(ies)/Person(s) | Is an SCA Filing Required? (Y/N) | * |
| .0707 | UnitedHealth Group Incorporated | 95264 | 59-1293865 | | | | UnitedHealthcare of Florida, Inc. | FL | IA | UnitedHealthcare, Inc. | Ownership | 100.000 | UnitedHealth Group Incorporated | | |
| .0707 | UnitedHealth Group Incorporated | 95850 | 58-1653544 | | | | UnitedHealthcare of Georgia, Inc. | GA | IA | UnitedHealthcare, Inc. | Ownership | 100.000 | UnitedHealth Group Incorporated | | |
| .0707 | UnitedHealth Group Incorporated | 95776 | 36-3280214 | | | | UnitedHealthcare of Illinois, Inc. | IL | IA | UnitedHealthcare, Inc. | Ownership | 100.000 | UnitedHealth Group Incorporated | | |
| .0707 | UnitedHealth Group Incorporated | 96644 | 62-1240316 | | | | UnitedHealthcare of Kentucky, Ltd. | KY | IA | United HealthCare Services, Inc. | Influence | 94.170 | UnitedHealth Group Incorporated | | 5 |
| .0707 | UnitedHealth Group Incorporated | 00000 | 62-1240316 | | | | UnitedHealthcare of Kentucky, Ltd. | KY | IA | UnitedHealthcare, Inc. | Influence | 5.830 | UnitedHealth Group Incorporated | | 5 |
| .0707 | UnitedHealth Group Incorporated | 95833 | 72-1074008 | | | | UnitedHealthcare of Louisiana, Inc. | LA | IA | UnitedHealthcare, Inc. | Ownership | 100.000 | UnitedHealth Group Incorporated | | |
| .0707 | UnitedHealth Group Incorporated | 95716 | 63-1036817 | | | | UnitedHealthcare of Mississippi, Inc. | MS | IA | UnitedHealthcare, Inc. | Ownership | 100.000 | UnitedHealth Group Incorporated | | |
| .0707 | UnitedHealth Group Incorporated | 95149 | 05-0413469 | | | | UnitedHealthcare of New England, Inc. | RI | IA | United HealthCare Services, Inc. | Ownership | 100.000 | UnitedHealth Group Incorporated | | |
| .0707 | UnitedHealth Group Incorporated | 13214 | 26-2697886 | | | | UnitedHealthcare of New Mexico, Inc. | NM | IA | UnitedHealthcare Insurance Company | Ownership | 100.000 | UnitedHealth Group Incorporated | | |
| .0707 | UnitedHealth Group Incorporated | 95085 | 06-1172891 | | | | UnitedHealthcare of New York, Inc. | NY | IA | AmeriChoice Corporation | Ownership | 100.000 | UnitedHealth Group Incorporated | | |
| .0707 | UnitedHealth Group Incorporated | 95103 | 56-1461010 | | | | UnitedHealthcare of North Carolina, Inc. | NC | IA | UnitedHealthcare, Inc. | Ownership | 100.000 | UnitedHealth Group Incorporated | | |
| .0707 | UnitedHealth Group Incorporated | 95186 | 31-1142815 | | | | UnitedHealthcare of Ohio, Inc. | OH | IA | United HealthCare Services, Inc. | Ownership | 100.000 | UnitedHealth Group Incorporated | | |
| .0707 | UnitedHealth Group Incorporated | 96903 | 33-0115166 | | | | UnitedHealthcare of Oklahoma, Inc. | OK | IA | United HealthCare Services, Inc. | Ownership | 100.000 | UnitedHealth Group Incorporated | | |
| .0707 | UnitedHealth Group Incorporated | 95893 | 93-0938819 | | | | UnitedHealthcare of Oregon, Inc. | OR | IA | United HealthCare Services, Inc. | Ownership | 100.000 | UnitedHealth Group Incorporated | | |
| .0707 | UnitedHealth Group Incorporated | 95220 | 25-1756858 | | | | UnitedHealthcare of Pennsylvania, Inc. | PA | IA | Three Rivers Holdings, Inc. | Ownership | 100.000 | UnitedHealth Group Incorporated | | |
| .0707 | UnitedHealth Group Incorporated | 95765 | 95-3939697 | | | | UnitedHealthcare of Texas, Inc. | TX | IA | UnitedHealthcare, Inc. | Ownership | 100.000 | UnitedHealth Group Incorporated | | |
| .0707 | UnitedHealth Group Incorporated | 95025 | 52-1130183 | | | | UnitedHealthcare of the Mid-Atlantic, Inc. | MD | IA | UnitedHealthcare, Inc. | Ownership | 100.000 | UnitedHealth Group Incorporated | | |
| .0707 | UnitedHealth Group Incorporated | 95591 | 47-0676824 | | | | UnitedHealthcare of the Midlands, Inc. | NE | IA | UnitedHealthcare, Inc. | Ownership | 100.000 | UnitedHealth Group Incorporated | | |
| .0707 | UnitedHealth Group Incorporated | 96385 | 43-1361841 | | | | UnitedHealthcare of the Midwest, Inc. | MO | IA | UnitedHealthcare, Inc. | Ownership | 100.000 | UnitedHealth Group Incorporated | | |
| .0707 | UnitedHealth Group Incorporated | 95501 | 41-1488563 | | | | UnitedHealthcare of Utah, Inc. | UT | IA | UnitedHealthcare, Inc. | Ownership | 100.000 | UnitedHealth Group Incorporated | | |
| .0707 | UnitedHealth Group Incorporated | 48038 | 91-1312551 | | | | UnitedHealthcare of Washington, Inc. | WA | IA | United HealthCare Services, Inc. | Ownership | 100.000 | UnitedHealth Group Incorporated | | |
| .0707 | UnitedHealth Group Incorporated | 95710 | 39-1555888 | | | | UnitedHealthcare of Wisconsin, Inc. | WI | IA | UnitedHealthcare, Inc. | Ownership | 100.000 | UnitedHealth Group Incorporated | | |
| .0707 | UnitedHealth Group Incorporated | 95378 | 36-3379945 | | | | UnitedHealthcare Plan of the River Valley, Inc. | IL | RE | UnitedHealthcare Services Company of the River Valley, Inc. | Ownership | 100.000 | UnitedHealth Group Incorporated | | |
| | | 00000 | 47-0854646 | | | | UnitedHealthcare Service LLC | DE | NIA | UnitedHealthcare Insurance Company | Ownership | 100.000 | UnitedHealth Group Incorporated | | |
| | | 00000 | 36-3355110 | | | | UnitedHealthcare Services Company of the River Valley, Inc. | DE | LDP | UnitedHealthcare, Inc. | Ownership | 100.000 | UnitedHealth Group Incorporated | | |
| | | 00000 | 01-0518346 | | | | UnitedHealthcare Specialty Benefits, LLC | ME | NIA | Specialty Benefits, LLC | Ownership | 100.000 | UnitedHealth Group Incorporated | | |
| | | 00000 | 41-1922511 | | | | UnitedHealthcare, Inc. | DE | UIP | United HealthCare Services, Inc. | Ownership | 100.000 | UnitedHealth Group Incorporated | | |
| | | 00000 | 26-4219191 | | | | UpFront Insurance Agency, LLC | MN | NIA | Savvysherpa, LLC | Ownership | 100.000 | UnitedHealth Group Incorporated | | |
| | | 00000 | | | | | Upland Holdings, LLC | CA | NIA | NSC Upland, LLC | Ownership | 58.990 | UnitedHealth Group Incorporated | | 2 |
| | | 00000 | 33-0812827 | | | | Upland Outpatient Surgical Center, L.P. | CA | NIA | NSC Upland, LLC | Ownership | 51.000 | UnitedHealth Group Incorporated | | 2 |
| | | 00000 | 26-0382877 | | | | Urgent Care Holdings, Inc. | DE | NIA | Optum Clinics Intermediate Holdings, Inc. | Ownership | 100.000 | UnitedHealth Group Incorporated | | |
| | | 00000 | 26-3667220 | | | | Urgent Care MSO, LLC | DE | NIA | Urgent Care Holdings, Inc. | Ownership | 100.000 | UnitedHealth Group Incorporated | | |
| | | 00000 | 82-2400620 | | | | Urgent Care New York, P.C. | NY | NIA | Physician(s) owned | Influence | 0.000 | UnitedHealth Group Incorporated | | 4 |
| | | 00000 | 75-2613230 | | | | Urology Associates of North Texas, P.L.L.C. | TX | NIA | USMD Affiliated Services | Ownership | 100.000 | UnitedHealth Group Incorporated | | |
| | | 00000 | 75-2613230 | | | | Urology Associates of North Texas, P.L.L.C. | TX | NIA | USMD Affiliated Services | Influence | 100.000 | UnitedHealth Group Incorporated | | 5 |
| | | 00000 | | | | | USHEALTH Academy, Inc. | TX | NIA | USHEALTH Group, Inc. | Influence | 100.000 | UnitedHealth Group Incorporated | | 5 |
| | | 00000 | | | | | USHEALTH Administrators, LLC | DE | NIA | USHEALTH Group, Inc. | Influence | 100.000 | UnitedHealth Group Incorporated | | 5 |
| | | 00000 | | | | | USHEALTH Career Agency, Inc. | DE | NIA | USHEALTH Group, Inc. | Influence | 100.000 | UnitedHealth Group Incorporated | | 5 |
| | | 00000 | | | | | USHEALTH Funding, Inc. | DE | NIA | USHEALTH Group, Inc. | Influence | 100.000 | UnitedHealth Group Incorporated | | 5 |
| | | 00000 | 20-8048861 | | | | USMD Administrative Services, L.L.C. | TX | NIA | USMD Inc. | Ownership | 100.000 | UnitedHealth Group Incorporated | | |
| | | 00000 | 27-2956222 | | | | USMD Affiliated Services | TX | NIA | USMD Inc. | Ownership | 100.000 | UnitedHealth Group Incorporated | | |
| | | 00000 | 27-2866866 | | | | USMD Holdings, Inc. | DE | NIA | WellMed Medical Management, Inc. | Ownership | 100.000 | UnitedHealth Group Incorporated | | |
| | | 00000 | 20-8050318 | | | | USMD Inc. | TX | NIA | USMD Holdings, Inc. | Ownership | 100.000 | UnitedHealth Group Incorporated | | |
| | | 00000 | 73-1662757 | | | | USMD of Arlington GP, L.L.C. | TX | NIA | Mat-Rx Development, L.L.C. | Influence | 0.000 | UnitedHealth Group Incorporated | | 5 |
| | | 00000 | 35-2446102 | | | | USMD PPM, LLC | TX | NIA | USMD Inc. | Ownership | 100.000 | UnitedHealth Group Incorporated | | |
| | | 00000 | 63-1182191 | | | | Valley Hospital, L.L.C. | WA | NIA | Surgery Center of Spokane, LLC | Ownership | 50.000 | UnitedHealth Group Incorporated | | 2 |
| | | 00000 | 87-0757396 | | | | Valley Physicians Network, Inc. | CA | NIA | PrimeCare Medical Network, Inc. | Ownership | 100.000 | UnitedHealth Group Incorporated | | |
| | | 00000 | 81-4629242 | | | | VERTA MANAGEMENT SERVICES, LLC | DE | NIA | SCA-VERTA, LLC | Ownership | 50.000 | UnitedHealth Group Incorporated | | 2 |
| | | 00000 | 98-1444067 | | | | Vida Tres Internacional S.A. | CHL | NIA | Banmedica S.A. | Ownership | 100.000 | UnitedHealth Group Incorporated | | |
| | | 00000 | 98-1443076 | | | | Vidaintegra S.A. | CHL | NIA | Banmedica S.A. | Ownership | 100.000 | UnitedHealth Group Incorporated | | |
| | | 00000 | | | | | Virtual Therapeutics Corporation | DE | NIA | United HealthCare Services, Inc. | Influence | 33.000 | UnitedHealth Group Incorporated | | 5 |
| | | 00000 | | | | | Vivify Health Canada, Inc. | CAN | NIA | Vivify Health, Inc. | Ownership | 100.000 | UnitedHealth Group Incorporated | | |

16.28

STATEMENT AS OF SEPTEMBER 30, 2019 OF THE UnitedHealthcare Plan of the River Valley, Inc.

SCHEDULE Y
PART 1A - DETAIL OF INSURANCE HOLDING COMPANY SYSTEM

| 1 | 2 | 3 | 4 | 5 | 6 | 7 | 8 | 9 | 10 | 11 | 12 | 13 | 14 | 15 | 16 |
|------------|------------|-------------------|------------|--------------|-----|--|---|----------------------|----------------------------------|--|--|--|--|----------------------------------|----|
| Group Code | Group Name | NAIC Company Code | ID Number | Federal RSSD | CIK | Name of Securities Exchange if Publicly Traded (U.S. or International) | Names of Parent, Subsidiaries Or Affiliates | Domiciliary Location | Relationship to Reporting Entity | Directly Controlled by (Name of Entity/Person) | Type of Control (Ownership, Board, Management, Attorney-in-Fact, Influence, Other) | If Control is Ownership Provide Percentage | Ultimate Controlling Entity(ies)/Person(s) | Is an SCA Filing Required? (Y/N) | * |
| | | .0000 | | | | | Vivify Health, Inc. | DE | NIA | OptumHealth Care Solutions, LLC | Ownership | 100.000 | UnitedHealth Group Incorporated | | |
| | | .0000 | 36-3469841 | | | | Wauwatosa Outpatient Surgery Center, LLC | DE | NIA | Surgery Centers-West Holdings, LLC | Ownership | 100.000 | UnitedHealth Group Incorporated | | |
| | | .0000 | 36-3469839 | | | | Wauwatosa Surgery Center, Limited Partnership | WI | NIA | Wauwatosa Outpatient Surgery Center, LLC | Ownership | 51.000 | UnitedHealth Group Incorporated | | 2 |
| | | .0000 | 20-5429310 | | | | Wayland Square Surgicare Acquisition, L.P. | RI | NIA | Wayland Square Surgicare GP, Inc. | Ownership | 99.000 | UnitedHealth Group Incorporated | | 2 |
| | | .0000 | 75-2500274 | | | | Wayland Square Surgicare GP, Inc. | RI | NIA | Surgery Center Holding, LLC | Ownership | 100.000 | UnitedHealth Group Incorporated | | |
| | | .0000 | 46-2854394 | | | | Waypoint Minnesota PC | MN | NIA | Physician(s) owned | Influence | 0.000 | UnitedHealth Group Incorporated | | 4 |
| | | .0000 | | | | | WebInsure Benefits, LLC | DE | NIA | hCentive, Inc. | Ownership | 100.000 | UnitedHealth Group Incorporated | | |
| | | .0000 | 74-2574229 | | | | WellMed Medical Group, P.A. | TX | NIA | Physician(s) owned | Influence | 0.000 | UnitedHealth Group Incorporated | | 4 |
| | | .0000 | 74-2797745 | | | | WellMed Medical Management of Florida, Inc. | FL | NIA | WellMed Medical Management, Inc. | Ownership | 100.000 | UnitedHealth Group Incorporated | | |
| | | .0000 | 74-2786364 | | | | WellMed Medical Management, Inc. | TX | NIA | Collaborative Care Holdings, LLC | Ownership | 85.000 | UnitedHealth Group Incorporated | | 2 |
| | | .0000 | 35-2314192 | | | | WellMed Network of Florida, Inc. | TX | NIA | WellMed Networks, Inc. | Influence | 0.000 | UnitedHealth Group Incorporated | | 5 |
| | | .0000 | 74-2889447 | | | | WellMed Networks, Inc. | TX | NIA | Physician(s) owned | Influence | 0.000 | UnitedHealth Group Incorporated | | 4 |
| | | .0000 | 92-0183013 | | | | WellMed of Las Cruces, Inc. | TX | NIA | WellMed Networks, Inc. | Influence | 0.000 | UnitedHealth Group Incorporated | | 5 |
| | | .0000 | 27-2809113 | | | | West Coast Endoscopy Holdings, LLC | DE | NIA | SCA Surgery Holdings, LLC | Ownership | 100.000 | UnitedHealth Group Incorporated | | |
| | | .0000 | 06-1521999 | | | | Western Connecticut Orthopedic Surgical Center, LLC | CT | NIA | SCA-Western Connecticut, LLC | Ownership | 61.380 | UnitedHealth Group Incorporated | | 2 |
| | | .0000 | 45-0636596 | | | | WESTMED Practice Partners LLC | DE | NIA | Collaborative Care Holdings, LLC | Ownership | 100.000 | UnitedHealth Group Incorporated | | |
| | | .0000 | 83-3608739 | | | | Willow Labs LLC | DE | NIA | OptumRx, Inc. | Ownership | 100.000 | UnitedHealth Group Incorporated | | |
| | | .0000 | | | | | Wilmington ASC, LLC | NC | NIA | SCA-Wilmington, LLC | Ownership | 100.000 | UnitedHealth Group Incorporated | | |
| | | .0000 | 27-4816583 | | | | Wilson Creek Surgical Center, LLC | TX | NIA | THR-SCA Holdings, LLC | Influence | 51.000 | UnitedHealth Group Incorporated | | 5 |
| | | .0000 | 46-5548304 | | | | Winchester Endoscopy, LLC | IL | NIA | SCA-Winchester, LLC | Ownership | 51.000 | UnitedHealth Group Incorporated | | 2 |
| | | .0000 | 62-1525776 | | | | Winter Park Surgery Center, L.P. | TN | NIA | Winter Park, LLC | Influence | 32.000 | UnitedHealth Group Incorporated | | 5 |
| | | .0000 | 62-1525776 | | | | Winter Park Surgery Center, L.P. | TN | NIA | SCA-Winter Park, Inc. | Influence | 1.000 | UnitedHealth Group Incorporated | | 5 |
| | | .0000 | 62-1587564 | | | | Winter Park, LLC | TN | NIA | SCA-Winter Park, Inc. | Ownership | 51.000 | UnitedHealth Group Incorporated | | 2 |
| | | .0000 | 45-2158334 | | | | WIND Medical, PLLC | TX | NIA | WellMed Networks, Inc. | Influence | 0.000 | UnitedHealth Group Incorporated | | 5 |
| | | .0000 | 52-2102846 | | | | XLHealth Corporation | MD | NIA | United HealthCare Services, Inc. | Ownership | 100.000 | UnitedHealth Group Incorporated | | |
| | | .0000 | 98-1107695 | | | | XLHealth Corporation India Private Limited | IND | NIA | XLHealth Corporation | Ownership | 99.998 | UnitedHealth Group Incorporated | | |
| | | .0000 | 98-1107695 | | | | XLHealth Corporation India Private Limited | IND | NIA | UnitedHealth International, Inc. | Ownership | 0.002 | UnitedHealth Group Incorporated | | |
| | | .0000 | 46-3537245 | | | | XLHome Michigan, P.C. | MI | NIA | Physician(s) owned | Influence | 0.000 | UnitedHealth Group Incorporated | | 4 |
| | | .0000 | 45-5530241 | | | | XLHome Northeast, P.C. | NJ | NIA | Physician(s) owned | Influence | 0.000 | UnitedHealth Group Incorporated | | 4 |
| | | .0000 | 46-2931689 | | | | XLHome Oklahoma, Inc. | OK | NIA | Physician(s) owned | Influence | 0.000 | UnitedHealth Group Incorporated | | 4 |
| | | .0000 | 27-3543997 | | | | XLHome, P.C. | MD | NIA | Physician(s) owned | Influence | 0.000 | UnitedHealth Group Incorporated | | 4 |
| | | .0000 | 11-3764012 | | | | Your Health Options Insurance Services, Inc. | CA | NIA | PrimeCare Medical Network, Inc. | Ownership | 100.000 | UnitedHealth Group Incorporated | | |

| Asterisk | Explanation |
|----------|--|
| 1 | TBD - Majority and/or Minority or additional shareholder information will be disclosed in a future reporting period. |
| 2 | The remaining percentage is owned by either: 1) non-affiliated entity(ies), 2) external shareholders, 3) outside investors or 4) multiple sources. |
| 3 | Currently undergoing a liquidation procedure |
| 4 | Represents a physician or physicians' owned entity, where the entity is deemed to be influenced by the ultimate owner. |
| 5 | Represents a minority-owned entity (with respect to the ultimate owner), where the ultimate owner is deemed to have influence over the entity. |

16.29

SUPPLEMENTAL EXHIBITS AND SCHEDULES INTERROGATORIES

The following supplemental reports are required to be filed as part of your statement filing. However, in the event that your company does not transact the type of business for which the special report must be filed, your response of NO to the specific interrogatory will be accepted in lieu of filing a "NONE" report and a bar code will be printed below. If the supplement is required of your company but is not being filed for whatever reason enter SEE EXPLANATION and provide an explanation following the interrogatory questions.

| | Response |
|---|----------|
| 1. Will the Medicare Part D Coverage Supplement be filed with the state of domicile and the NAIC with this statement? | NO |

Explanation:

1.

Bar Code:

1. Medicare Part D Coverage Supplement [Document Identifier 365]



OVERFLOW PAGE FOR WRITE-INS

Additional Write-ins for Assets Line 25

| | Current Statement Date | | | 4 Prior Year Net Admitted Assets |
|---|------------------------|-------------------------|---|--|
| | 1 Assets | 2 Nonadmitted Assets | 3 Net Admitted Assets (Cols. 1 - 2) | |
| 2504. Taxes Receivable-State | 0 | 0 | 0 | 11,062 |
| 2505. Administrative Transitional Payment Receivable | 0 | 0 | 0 | 5,000,000 |
| 2597. Summary of remaining write-ins for Line 25 from overflow page | 0 | 0 | 0 | 5,011,062 |

SCHEDULE A - VERIFICATION

Real Estate

| | 1 Year to Date | 2 Prior Year Ended December 31 |
|--|-------------------|--------------------------------------|
| 1. Book/adjusted carrying value, December 31 of prior year | | |
| 2. Cost of acquired: | | |
| 2.1 Actual cost at time of acquisition | | |
| 2.2 Additional investment made after acquisition | | |
| 3. Current year change in encumbrances | | |
| 4. Total gain (loss) on disposals | | |
| 5. Deduct amounts received on disposals | | |
| 6. Total foreign exchange change in book/adjusted carrying value | | |
| 7. Deduct current year's other than temporary impairment recognized | | |
| 8. Deduct current year's depreciation | | |
| 9. Book/adjusted carrying value at the end of current period (Lines 1+2+3+4-5+6-7-8) | | |
| 10. Deduct total nonadmitted amounts | | |
| 11. Statement value at end of current period (Line 9 minus Line 10) | | |

NONE

SCHEDULE B - VERIFICATION

Mortgage Loans

| | 1 Year to Date | 2 Prior Year Ended December 31 |
|---|-------------------|--------------------------------------|
| 1. Book value/recorded investment excluding accrued interest, December 31 of prior year | | |
| 2. Cost of acquired: | | |
| 2.1 Actual cost at time of acquisition | | |
| 2.2 Additional investment made after acquisition | | |
| 3. Capitalized deferred interest and other | | |
| 4. Accrual of discount | | |
| 5. Unrealized valuation increase (decrease) | | |
| 6. Total gain (loss) on disposals | | |
| 7. Deduct amounts received on disposals | | |
| 8. Deduct amortization of premium and mortgage interest premium and commitment fees | | |
| 9. Total foreign exchange change in book value/recorded investment excluding accrued interest | | |
| 10. Deduct current year's other than temporary impairment recognized | | |
| 11. Book value/recorded investment excluding accrued interest at end of current period (Lines 1+2+3+4+5+6-7-8+9-10) | | |
| 12. Total valuation allowance | | |
| 13. Subtotal (Line 11 plus Line 12) | | |
| 14. Deduct total nonadmitted amounts | | |
| 15. Statement value at end of current period (Line 13 minus Line 14) | | |

NONE

SCHEDULE BA - VERIFICATION

Other Long-Term Invested Assets

| | 1 Year to Date | 2 Prior Year Ended December 31 |
|--|-------------------|--------------------------------------|
| 1. Book/adjusted carrying value, December 31 of prior year | 11,787,076 | 13,660,076 |
| 2. Cost of acquired: | | |
| 2.1 Actual cost at time of acquisition | 0 | 0 |
| 2.2 Additional investment made after acquisition | 0 | 0 |
| 3. Capitalized deferred interest and other | 0 | 0 |
| 4. Accrual of discount | 0 | 0 |
| 5. Unrealized valuation increase (decrease) | 0 | 0 |
| 6. Total gain (loss) on disposals | 0 | 0 |
| 7. Deduct amounts received on disposals | 0 | 0 |
| 8. Deduct amortization of premium and depreciation | 1,396,860 | 1,873,000 |
| 9. Total foreign exchange change in book/adjusted carrying value | 0 | 0 |
| 10. Deduct current year's other than temporary impairment recognized | 0 | 0 |
| 11. Book/adjusted carrying value at end of current period (Lines 1+2+3+4+5+6-7-8+9-10) | 10,390,216 | 11,787,076 |
| 12. Deduct total nonadmitted amounts | 0 | 0 |
| 13. Statement value at end of current period (Line 11 minus Line 12) | 10,390,216 | 11,787,076 |

SCHEDULE D - VERIFICATION

Bonds and Stocks

| | 1 Year to Date | 2 Prior Year Ended December 31 |
|---|-------------------|--------------------------------------|
| 1. Book/adjusted carrying value of bonds and stocks, December 31 of prior year | 580,414,742 | 577,108,274 |
| 2. Cost of bonds and stocks acquired | 333,571,843 | 207,905,225 |
| 3. Accrual of discount | 589,081 | 484,609 |
| 4. Unrealized valuation increase (decrease) | 0 | 0 |
| 5. Total gain (loss) on disposals | 4,400,497 | 8,543 |
| 6. Deduct consideration for bonds and stocks disposed of | 284,800,949 | 199,127,894 |
| 7. Deduct amortization of premium | 3,252,527 | 5,914,176 |
| 8. Total foreign exchange change in book/adjusted carrying value | 0 | 0 |
| 9. Deduct current year's other than temporary impairment recognized | 0 | 49,839 |
| 10. Total investment income recognized as a result of prepayment penalties and/or acceleration fees | 0 | 0 |
| 11. Book/adjusted carrying value at end of current period (Lines 1+2+3+4+5-6-7+8-9+10) | 630,922,687 | 580,414,742 |
| 12. Deduct total nonadmitted amounts | 0 | 0 |
| 13. Statement value at end of current period (Line 11 minus Line 12) | 630,922,687 | 580,414,742 |

STATEMENT AS OF SEPTEMBER 30, 2019 OF THE UnitedHealthcare Plan of the River Valley, Inc.

SCHEDULE D - PART 1B

Showing the Acquisitions, Dispositions and Non-Trading Activity
During the Current Quarter for all Bonds and Preferred Stock by NAIC Designation

| NAIC Designation | 1 Book/Adjusted Carrying Value Beginning of Current Quarter | 2 Acquisitions During Current Quarter | 3 Dispositions During Current Quarter | 4 Non-Trading Activity During Current Quarter | 5 Book/Adjusted Carrying Value End of First Quarter | 6 Book/Adjusted Carrying Value End of Second Quarter | 7 Book/Adjusted Carrying Value End of Third Quarter | 8 Book/Adjusted Carrying Value December 31 Prior Year |
|-------------------------------------|---|--|--|--|---|--|---|---|
| BONDS | | | | | | | | |
| 1. NAIC 1 (a) | 665,143,052 | 1,143,294,675 | 1,231,612,373 | (3,254,633) | 638,106,966 | 665,143,052 | 573,570,721 | 552,881,716 |
| 2. NAIC 2 (a) | 75,091,329 | 21,623,908 | 16,515,083 | 2,480,874 | 68,332,435 | 75,091,329 | 82,681,028 | 62,064,053 |
| 3. NAIC 3 (a) | 0 | 0 | 0 | 0 | 0 | 0 | 0 | 0 |
| 4. NAIC 4 (a) | 0 | 0 | 0 | 0 | 0 | 0 | 0 | 0 |
| 5. NAIC 5 (a) | 0 | 0 | 0 | 0 | 0 | 0 | 0 | 0 |
| 6. NAIC 6 (a) | 0 | 0 | 0 | 0 | 0 | 0 | 0 | 0 |
| 7. Total Bonds | 740,234,381 | 1,164,918,583 | 1,248,127,456 | (773,759) | 706,439,401 | 740,234,381 | 656,251,749 | 614,945,769 |
| PREFERRED STOCK | | | | | | | | |
| 8. NAIC 1 | 0 | 0 | 0 | 0 | 0 | 0 | 0 | 0 |
| 9. NAIC 2 | 0 | 0 | 0 | 0 | 0 | 0 | 0 | 0 |
| 10. NAIC 3 | 0 | 0 | 0 | 0 | 0 | 0 | 0 | 0 |
| 11. NAIC 4 | 0 | 0 | 0 | 0 | 0 | 0 | 0 | 0 |
| 12. NAIC 5 | 0 | 0 | 0 | 0 | 0 | 0 | 0 | 0 |
| 13. NAIC 6 | 0 | 0 | 0 | 0 | 0 | 0 | 0 | 0 |
| 14. Total Preferred Stock | 0 | 0 | 0 | 0 | 0 | 0 | 0 | 0 |
| 15. Total Bonds and Preferred Stock | 740,234,381 | 1,164,918,583 | 1,248,127,456 | (773,759) | 706,439,401 | 740,234,381 | 656,251,749 | 614,945,769 |

(a) Book/Adjusted Carrying Value column for the end of the current reporting period includes the following amount of short-term and cash equivalent bonds by NAIC designation:

NAIC 1 \$ 24,375,818 ; NAIC 2 \$ 953,243 ; NAIC 3 \$ 0 ; NAIC 4 \$ 0 ; NAIC 5 \$ 0 ; NAIC 6 \$ 0

S102

SCHEDULE DA - PART 1

Short-Term Investments

| | 1 | 2 | 3 | 4 | 5 |
|----------------|---------------------------------|-----------|-------------|------------------------------------|--|
| | Book/Adjusted Carrying Value | Par Value | Actual Cost | Interest Collected Year-to-Date | Paid for Accrued Interest Year-to-Date |
| 9199999 Totals | 25,329,061 | xxx | 25,322,302 | 142,510 | 51,923 |

SCHEDULE DA - VERIFICATION

Short-Term Investments

| | 1 | 2 |
|---|---------------|---------------------------------|
| | Year To Date | Prior Year Ended December 31 |
| 1. Book/adjusted carrying value, December 31 of prior year | 29,036,669 | 25,322,173 |
| 2. Cost of short-term investments acquired | 4,287,117,151 | 6,483,128,566 |
| 3. Accrual of discount | 133,611 | 145,321 |
| 4. Unrealized valuation increase (decrease) | 0 | 0 |
| 5. Total gain (loss) on disposals | 0 | (343) |
| 6. Deduct consideration received on disposals | 4,290,887,890 | 6,479,404,565 |
| 7. Deduct amortization of premium | 70,480 | 154,483 |
| 8. Total foreign exchange change in book/adjusted carrying value | 0 | 0 |
| 9. Deduct current year's other than temporary impairment recognized | 0 | 0 |
| 10. Book/adjusted carrying value at end of current period (Lines 1+2+3+4+5-6-7+8-9) | 25,329,061 | 29,036,669 |
| 11. Deduct total nonadmitted amounts | 0 | 0 |
| 12. Statement value at end of current period (Line 10 minus Line 11) | 25,329,061 | 29,036,669 |

Schedule DB - Part A - Verification - Options, Caps, Floors, Collars, Swaps and Forwards

N O N E

Schedule DB - Part B - Verification - Futures Contracts

N O N E

Schedule DB - Part C - Section 1 - Replication (Synthetic Asset) Transactions (RSATs) Open

N O N E

Schedule DB-Part C-Section 2-Reconciliation of Replication (Synthetic Asset) Transactions Open

N O N E

Schedule DB - Verification - Book/Adjusted Carrying Value, Fair Value and Potential Exposure of
Derivatives

N O N E

SCHEDULE E - PART 2 - VERIFICATION

(Cash Equivalents)

| | 1 | 2 |
|---|---------------|---------------------------------|
| | Year To Date | Prior Year Ended December 31 |
| 1. Book/adjusted carrying value, December 31 of prior year | 359,812,156 | 136,578,552 |
| 2. Cost of cash equivalents acquired | 3,457,902,874 | 5,304,963,724 |
| 3. Accrual of discount | 13,318 | 4,299 |
| 4. Unrealized valuation increase (decrease) | 7,603 | (1,571) |
| 5. Total gain (loss) on disposals | 11,623 | 0 |
| 6. Deduct consideration received on disposals | 3,796,933,658 | 5,081,731,686 |
| 7. Deduct amortization of premium | 0 | 1,162 |
| 8. Total foreign exchange change in book/adjusted carrying value | 0 | 0 |
| 9. Deduct current year's other than temporary impairment recognized | 0 | 0 |
| 10. Book/adjusted carrying value at end of current period (Lines 1+2+3+4+5-6-7+8-9) | 20,813,916 | 359,812,156 |
| 11. Deduct total nonadmitted amounts | 0 | 0 |
| 12. Statement value at end of current period (Line 10 minus Line 11) | 20,813,916 | 359,812,156 |

Schedule A - Part 2 - Real Estate Acquired and Additions Made

N O N E

Schedule A - Part 3 - Real Estate Disposed

N O N E

Schedule B - Part 2 - Mortgage Loans Acquired and Additions Made

N O N E

Schedule B - Part 3 - Mortgage Loans Disposed, Transferred or Repaid

N O N E

STATEMENT AS OF SEPTEMBER 30, 2019 OF THE UnitedHealthcare Plan of the River Valley, Inc.

SCHEDULE BA - PART 2

Showing Other Long-Term Invested Assets ACQUIRED AND ADDITIONS MADE During the Current Quarter

| 1 CUSIP Identification | 2 Name or Description | 3 Location | | 5 Name of Vendor or General Partner | 6 NAIC Designation and Admini- strative Symbol/ Market Indicator | 7 Date Originally Acquired | 8 Type and Strategy | 9 Actual Cost at Time of Acquisition | 10 Additional Investment Made After Acquisition | 11 Amount of Encumbrances | 12 Commitment for Additional Investment | 13 Percentage of Ownership |
|------------------------------|--------------------------|---------------|-------|---|--|-------------------------------------|------------------------------|---|--|---------------------------------|---|----------------------------------|
| | | City | State | | | | | | | | | |
| NONE | | | | | | | | | | | | |
| 4699999 - Totals | | | | | | | | | | | | XXX |

SCHEDULE BA - PART 3

Showing Other Long-Term Invested Assets DISPOSED, Transferred or Repaid During the Current Quarter

| 1 CUSIP Identification | 2 Name or Description | 3 Location | | 5 Name of Purchaser or Nature of Disposal | 6 Date Originally Acquired | 7 Disposal Date | 8 Book/ Adjusted Carrying Value Less Encum- brances, Prior Year | 9 Change in Book/Adjusted Carrying Value | | | | | | 15 Book/ Adjusted Carrying Value Less Encum- brances on Disposal | 16 Consid- eration | 17 Foreign Exchange Gain (Loss) on Disposal | 18 Realized Gain (Loss) on Disposal | 19 Total Gain (Loss) on Disposal | 20 Invest- ment Income |
|--|---|---------------|-------|---|-------------------------------------|-----------------------|--|---|--|---|--|--|---|---|--------------------------|---|---|--|---------------------------------|
| | | City | State | | | | | 9 Unrealized Valuation Increase (De- crease) | 10 Current Year's (Depre- ciation) or (Amorti- zation)/ Accretion | 11 Current Year's Other Than Temporary Impair- ment Recogn- ized | 12 Capital- ized Deferred Interest and Other | 13 Total Change in Book/ Adjusted Carrying Value (9+10- 11+12) | 14 Total Foreign Exchange Change in Book/ Adjusted Carrying Value | | | | | | |
| | US Bancorp Guar Fed LIHTC Fd 2012-5 Prv P | | MO | Paydown | 07/02/2012 | | 177,793 | 0 | (177,793) | 0 | 0 | (177,793) | 0 | 177,793 | 0 | 0 | 0 | 0 | 0 |
| 3199999. Guaranteed Federal Low Income Housing Tax Credit - Unaffiliated | | | | | | | | | | | | | | | | | | | |
| | Enterprise N Guar Fed LIHTC PrvPlc CS | | US | Paydown | 08/27/2013 | | 287,827 | 0 | (287,827) | 0 | 0 | (287,827) | 0 | 287,827 | 0 | 0 | 0 | 0 | 0 |
| 3399999. Non-Guaranteed Federal Low Income Housing Tax Credit - Unaffiliated | | | | | | | | | | | | | | | | | | | |
| 4499999. Total - Unaffiliated | | | | | | | 465,620 | 0 | (465,620) | 0 | 0 | (465,620) | 0 | 465,620 | 0 | 0 | 0 | 0 | 0 |
| 4599999. Total - Affiliated | | | | | | | 0 | 0 | 0 | 0 | 0 | 0 | 0 | 0 | 0 | 0 | 0 | 0 | 0 |
| 4699999 - Totals | | | | | | | | | | | | | | | | | | | |
| | | | | | | | 465,620 | 0 | (465,620) | 0 | 0 | (465,620) | 0 | 465,620 | 0 | 0 | 0 | 0 | 0 |

E03

STATEMENT AS OF SEPTEMBER 30, 2019 OF THE UnitedHealthcare Plan of the River Valley, Inc.

SCHEDULE D - PART 3

Show All Long-Term Bonds and Stock Acquired During the Current Quarter

| 1 | 2 | 3 | 4 | 5 | 6 | 7 | 8 | 9 | 10 |
|---|---|---------|---------------|--------------------------------|---------------------------|-------------|------------|---|---|
| CUSIP Identification | Description | Foreign | Date Acquired | Name of Vendor | Number of Shares of Stock | Actual Cost | Par Value | Paid for Accrued Interest and Dividends | NAIC Designation and Administrative Symbol/Market Indicator (a) |
| 912828-20-2 | US Treasury Note 1.500% 08/15/20 | | 07/15/2019 | Morgan Stanley | | 1,990,078 | 2,000,000 | 12,514 | 1 |
| 912828-4W-7 | US Treasury Note 2.750% 08/15/21 | | 09/12/2019 | CitiGroup | | 509,414 | 500,000 | 1,084 | 1 |
| 912828-WY-2 | US Treasury Note 2.250% 07/31/21 | | 07/05/2019 | Goldman Sachs | | 1,612,063 | 1,600,000 | 15,713 | 1 |
| 912828-Y2-0 | US Treasury Note 2.625% 07/15/21 | | 08/22/2019 | Harris Nesbitt Corp | | 814,938 | 800,000 | 2,226 | 1 |
| 912828-YB-0 | US Treasury Note 1.625% 08/15/29 | | 08/30/2019 | Barclays Group Inc. | | 3,233,500 | 3,200,000 | 2,685 | 1 |
| 912828-YC-8 | US Treasury Note 1.500% 08/31/21 | | 09/13/2019 | Merrill Lynch | | 1,243,262 | 1,250,000 | 824 | 1 |
| 0599999. Subtotal - Bonds - U.S. Governments | | | | | | 9,403,255 | 9,350,000 | 35,046 | XXX |
| 130630-QR-2 | CALIFORNIA ST GO Cont Call 5.000% 10/01/32 | | 09/06/2019 | Jefferies and Company | | 4,870,384 | 3,700,000 | 0 | 1FE |
| 1799999. Subtotal - Bonds - U.S. States, Territories and Possessions | | | | | | 4,870,384 | 3,700,000 | 0 | XXX |
| 64966Q-CP-3 | NEW YORK NY GO Call 5.000% 08/01/35 | | 07/25/2019 | Samuel A Ramirez & Co | | 2,515,020 | 2,000,000 | 0 | 1FE |
| 2499999. Subtotal - Bonds - U.S. Political Subdivisions of States, Territories and Possessions | | | | | | 2,515,020 | 2,000,000 | 0 | XXX |
| 3128MJ-6T-2 | FHLMC Pool G08881 MBS 3.500% 06/01/49 | | 07/23/2019 | Bosc Inc | | 1,926,654 | 1,879,662 | 4,203 | 1 |
| 3132AE-E4-4 | FHLMC Pool ZT1955 MBS 3.000% 05/01/49 | | 07/22/2019 | Morgan Stanley | | 1,119,364 | 1,108,238 | 2,032 | 1 |
| 3132AE-EZ-5 | FHLMC Pool ZT1952 MBS 4.000% 05/01/49 | | 07/26/2019 | CitiGroup | | 1,419,783 | 1,370,529 | 4,264 | 1 |
| 3132AE-J8-0 | FHLMC Pool ZT2087 MBS 4.000% 06/01/49 | | 09/12/2019 | Nomura Securities | | 1,970,994 | 1,898,609 | 2,531 | 1 |
| 3132DM-BC-8 | FHLMC POOL SD0035 MBS 3.000% 04/01/47 | | 07/22/2019 | Morgan Stanley | | 2,136,422 | 2,100,000 | 3,850 | 1 |
| 3132DV-3P-8 | FHLMC Pool SD8006 MBS 4.000% 08/01/49 | | 07/30/2019 | Bosc Inc | | 1,868,203 | 1,800,000 | 6,000 | 1 |
| 31335A-HP-6 | FHLMC Pool G60238 MBS 3.500% 10/01/45 | | 07/30/2019 | Morgan Stanley | | 1,936,434 | 1,854,156 | 5,408 | 1 |
| 3138WK-XE-0 | FNMA Pool AS9676 MBS 4.000% 05/01/47 | | 07/30/2019 | Barclays Group Inc. | | 1,304,594 | 1,238,968 | 4,130 | 1 |
| 3140FX-GC-0 | FNMA Pool BF0194 MBS 4.500% 07/01/40 | | 08/15/2019 | Morgan Stanley | | 1,182,640 | 1,087,329 | 2,039 | 1 |
| 3140J8-NR-1 | FNMA Pool MBS 4.000% 11/01/46 | | 08/19/2019 | Morgan Stanley | | 1,455,911 | 1,354,631 | 2,860 | 1 |
| 3140J8-VQ-3 | FNMA Pool BM4222 MBS 3.000% 01/01/44 | | 09/23/2019 | Merrill Lynch | | 3,318,293 | 3,223,355 | 6,178 | 1 |
| 3140J9-L8-2 | FNMA Pool BM5106 MBS 4.500% 12/01/48 | | 08/14/2019 | Credit Suisse | | 2,132,015 | 1,983,166 | 5,471 | 1 |
| 3140JA-DP-0 | FNMA Pool BM5509 MBS 5.000% 02/01/49 | | 08/13/2019 | Credit Suisse | | 1,083,354 | 993,048 | 1,793 | 1 |
| 3140JA-EM-6 | FNMA Pool BM5539 MBS 5.000% 01/01/49 | | 09/11/2019 | Barclays Group Inc. | | 2,316,288 | 2,107,813 | 3,220 | 1 |
| 3140Q7-5V-5 | FNMA Pool CA0859 MBS 3.500% 12/01/47 | | 07/23/2019 | JP Morgan Chase | | 1,884,517 | 1,829,628 | 4,091 | 1 |
| 3140X4-DQ-6 | FNMA Pool FM1010 MBS 3.500% 07/01/48 | | 09/12/2019 | CitiGroup | | 2,068,977 | 1,999,616 | 2,333 | 1 |
| 3140X4-TQ-9 | FNMA Pool FM1458 MBS 4.500% 04/01/49 | | 09/18/2019 | JP Morgan Chase | | 3,292,480 | 3,125,000 | 7,031 | 1 |
| 41422E-JR-5 | HARRIS CNTY TX M Rev Bond Cont Call 5.000% 11/01/34 | | 09/05/2019 | Merrill Lynch | | 4,447,948 | 3,400,000 | 0 | 1FE |
| 3199999. Subtotal - Bonds - U.S. Special Revenues | | | | | | 36,864,871 | 34,353,748 | 67,434 | XXX |
| 002824-BF-6 | ABBOTT LABS Corp Note Call MW 3.750% 11/30/26 | | 07/26/2019 | Morgan Stanley | | 970,848 | 900,000 | 5,625 | 2FE |
| 015271-AR-0 | ALEXANDRIA REAL Corp Note Call MW 3.375% 08/15/31 | | 07/24/2019 | Sun Trust | | 961,701 | 950,000 | 928 | 2FE |
| 02007R-AC-3 | Ally Auto Receiv ALLYA 2019-3 A3 ABS 1.930% 05/15/24 | | 09/10/2019 | Barclays Group Inc. | | 1,949,945 | 1,950,000 | 0 | 1FE |
| 025816-CG-2 | AMERICAN EXPRESS Corp Note Call 2.500% 07/30/24 | | 07/25/2019 | RBC Capital Markets | | 1,584,848 | 1,600,000 | 0 | 1FE |
| 031162-CQ-1 | AMGEN INC Corp Note Call MW 3.200% 11/02/27 | | 07/30/2019 | Morgan Stanley | | 947,293 | 925,000 | 7,318 | 2FE |
| 037833-AK-6 | APPLE INC Corp Note MW 15BP 2.400% 05/03/23 | | 07/30/2019 | BNP Paribas Securities Corp | | 1,597,870 | 1,585,000 | 9,299 | 1FE |
| 039483-BP-6 | ARCHER-DANIELS Corp Note Call MW 3.375% 03/15/22 | | 08/02/2019 | JP Morgan Chase | | 1,022,507 | 990,000 | 13,018 | 1FE |
| 05588C-AC-6 | BMW Vehicle Ownr BMWOT 20109-A A3 ABS 1.920% 01/25/24 | | 09/10/2019 | Barclays Group Inc. | | 2,024,728 | 2,025,000 | 0 | 1FE |
| 06051G-HV-4 | BANK OF AMER CRP Corp Note Call MW 3.194% 07/23/30 | | 07/18/2019 | Merrill Lynch | | 1,390,000 | 1,390,000 | 0 | 1FE |
| 10373Q-AE-0 | BP CAP MKTS AMER Corp Note Call 4.234% 11/06/28 | | 07/24/2019 | Deutsche Bank | | 639,400 | 575,000 | 5,410 | 1FE |
| 110122-CB-2 | BRISTOL-MYERS Corp Note Call MW Prv Plc 3.400% 07/26/29 | | 07/26/2019 | HSBC Securities Inc | | 966,329 | 925,000 | 6,465 | 1FE |
| 126650-CJ-7 | CVS HEALTH CORP Corp Note Call MW 2.800% 07/20/20 | | 07/18/2019 | Wells Fargo | | 385,221 | 384,000 | 60 | 2FE |
| 126650-CV-0 | CVS HEALTH CORP Corp Note Call MW 3.700% 03/09/23 | | 07/30/2019 | Jane Street Execution Services | | 1,626,361 | 1,575,000 | 22,986 | 2FE |
| 133131-AX-0 | CAMDEN PROP TRST Corp Note Call MW 3.150% 07/01/29 | | 07/30/2019 | Sun Trust | | 970,340 | 950,000 | 3,658 | 1FE |
| 144141-DA-3 | DUKE ENERGY PROG Corp Note Call MW 3.000% 09/15/21 | | 09/24/2019 | US Bank | | 97,873 | 96,000 | 88 | 1FE |
| 172967-ME-8 | CITIGROUP INC Corp Note Call MW 3.980% 03/20/30 | | 07/23/2019 | CitiGroup | | 639,870 | 600,000 | 8,292 | 1FE |
| 174610-AR-6 | CITIZENS FIN GRP Corp Note MW 2.850% 07/27/26 | | 07/22/2019 | Barclays Group Inc. | | 948,081 | 950,000 | 0 | 2FE |
| 20030N-CR-0 | COMCAST CORP Corp Note Call MW 3.700% 04/15/24 | | 07/31/2019 | Mitsubishi Bank LTD | | 952,515 | 900,000 | 9,898 | 1FE |
| 205887-CA-8 | CONAGRA BRANDS Corp Note Call MW 4.300% 05/01/24 | | 07/30/2019 | Wachovia Bank | | 1,276,368 | 1,200,000 | 12,900 | 2FE |
| 25389J-AU-0 | DIGITAL REALTY Corp Note Call MW 3.600% 07/01/29 | | 07/23/2019 | Sun Trust | | 1,270,563 | 1,250,000 | 5,125 | 2FE |
| 25466A-AQ-4 | DISCOVER BANK Corp Note Call 2.450% 09/12/24 | | 09/09/2019 | CitiGroup | | 1,544,351 | 1,545,000 | 0 | 2FE |
| 26442C-AY-0 | DUKE ENERGY CAR Corp Note Call MW 2.450% 08/15/29 | | 08/12/2019 | Barclays Group Inc. | | 1,623,001 | 1,625,000 | 0 | 1FE |
| 26875P-AP-6 | EOG RESOURCES Corp Note Call MW 4.150% 01/15/26 | | 07/30/2019 | Merrill Lynch | | 261,886 | 240,000 | 443 | 1FE |
| 29379V-BV-4 | ENTERPRISE PRODU Corp Note Call MW 3.125% 07/31/29 | | 07/24/2019 | Credit Suisse | | 979,485 | 975,000 | 1,523 | 2FE |
| 30161N-AU-5 | EXELON CORP Corp Note Call MW 3.400% 04/15/26 | | 08/02/2019 | Deutsche Bank | | 1,620,463 | 1,550,000 | 16,249 | 2FE |
| 30231G-BB-7 | EXXON MOBIL CORP Corp Note MW 1.902% 08/16/22 | | 08/13/2019 | Morgan Stanley | | 154,000 | 154,000 | 0 | 1FE |
| 30231G-BC-5 | EXXON MOBIL CORP Corp Note Call 2.019% 08/16/24 | | 08/13/2019 | Morgan Stanley | | 1,935,000 | 1,935,000 | 0 | 1FE |

E04

STATEMENT AS OF SEPTEMBER 30, 2019 OF THE UnitedHealthcare Plan of the River Valley, Inc.

SCHEDULE D - PART 3

Show All Long-Term Bonds and Stock Acquired During the Current Quarter

| 1 | 2 | 3 | 4 | 5 | 6 | 7 | 8 | 9 | 10 | |
|---|---|---------|---------------|-----------------------|---------------------------|-------------|-------------|---|---|-----|
| CUSIP Identification | Description | Foreign | Date Acquired | Name of Vendor | Number of Shares of Stock | Actual Cost | Par Value | Paid for Accrued Interest and Dividends | NAIC Designation and Administrative Symbol/Market Indicator (a) | |
| 31428X-BV-7 | FEDEX CORP Corp Note Call 3.100% 08/05/29 | | 07/22/2019 | JP Morgan Chase | | 647,829 | 650,000 | 0 | 2FE | |
| 316770-BK-4 | FIFTH THIRD BANK Corp Note Call 2.200% 10/30/20 | | 08/05/2019 | Toronto Dominion Sec | | 200,334 | 200,000 | 1,186 | 1FE | |
| 38141G-WZ-3 | GOLDMAN SACHS GP Corp Note Call MW 4.223% 05/01/29 | | 07/22/2019 | Goldman Sachs | | 1,929,942 | 1,800,000 | 17,525 | 1FE | |
| 438516-BU-9 | HONEYWELL INTL Corp Note Call MW 2.700% 08/15/29 | | 07/30/2019 | Wachovia Bank | | 1,594,288 | 1,600,000 | 0 | 1FE | |
| 458140-AW-0 | INTEL CORP Corp Note Call MW 1.700% 05/19/21 | | 07/15/2019 | Merrill Lynch | | 322,647 | 325,000 | 890 | 1FE | |
| 49271V-AG-5 | KEURIG DR PEPPER Corp Note Call MW 4.057% 05/25/23 | | 07/18/2019 | Various | | 1,602,317 | 1,525,000 | 9,504 | 2FE | |
| 534187-BJ-7 | LINCOLN NATL CRP Corp Note Call MW 3.050% 01/15/30 | | 08/12/2019 | Wachovia Bank | | 973,986 | 975,000 | 0 | 2FE | |
| 539830-BH-1 | LOCKHEED MARTIN Corp Note Call MW 3.550% 01/15/26 | | 07/25/2019 | Credit Suisse | | 958,968 | 900,000 | 1,243 | 2FE | |
| 55336V-AG-5 | MPLX LP Corp Note Call MW 4.875% 12/01/24 | | 07/25/2019 | JP Morgan Chase | | 1,308,828 | 1,200,000 | 9,425 | 2FE | |
| 55336V-BG-4 | MPLX LP Corp Note Call 3.002% 09/09/21 | | 09/04/2019 | CitiGroup | | 80,000 | 80,000 | 0 | 2FE | |
| 565849-AP-1 | MARATHON OIL CORP Corp Note Call 4.400% 07/15/27 | | 07/24/2019 | Barclays Group Inc. | | 977,790 | 925,000 | 1,244 | 2FE | |
| 571748-BF-8 | MARSH & MCLENNAN Corp Note Call MW 3.875% 03/15/24 | | 07/30/2019 | Wachovia Bank | | 1,272,720 | 1,200,000 | 25,317 | 1FE | |
| 65339K-AS-9 | NEXTERA ENERGY Corp Note Non Call 2.403% 09/01/21 | | 08/05/2019 | Goldman Sachs | | 173,424 | 173,000 | 0 | 2FE | |
| 655844-BZ-0 | NORFOLK SOUTHERN Corp Note Call MW 3.800% 08/01/28 | | 07/29/2019 | Goldman Sachs | | 649,638 | 600,000 | 11,400 | 2FE | |
| 67103H-AH-0 | O'REILLY AUTOMOT Corp Note Call MW 3.900% 06/01/29 | | 07/26/2019 | Sun Trust | | 663,644 | 625,000 | 4,740 | 2FE | |
| 693475-AX-3 | PNC FINANCIAL Corp Note Call 2.600% 07/23/26 | | 07/18/2019 | JP Morgan Chase | | 1,197,708 | 1,200,000 | 0 | 1FE | |
| 713448-DX-3 | PEPSICO INC Corp Note Call MW 2.000% 04/15/21 | | 07/15/2019 | Goldman Sachs | | 974,795 | 977,000 | 4,994 | 1FE | |
| 713448-EL-8 | PEPSICO INC Corp Note Call MW 2.625% 07/29/29 | | 07/25/2019 | Various | | 1,596,018 | 1,600,000 | 38 | 1FE | |
| 717081-EA-7 | PFIZER INC Corp Note MW 3.000% 12/15/26 | | 07/30/2019 | Morgan Stanley | | 1,288,825 | 1,250,000 | 4,792 | 1FE | |
| 756109-AW-4 | REALTY INCOME Corp Note Call MW 3.250% 06/15/29 | | 07/24/2019 | Sun Trust | | 639,769 | 625,000 | 2,088 | 1FE | |
| 75884R-AV-5 | REGENCY CENTERS Corp Note Call MW 3.600% 02/01/27 | | 07/23/2019 | Wachovia Bank | | 960,261 | 925,000 | 16,095 | 2FE | |
| 842587-CV-7 | SOUTHERN CO Corp Note Call MW 3.250% 07/01/26 | | 07/25/2019 | Jefferies and Company | | 1,615,432 | 1,585,000 | 4,007 | 2FE | |
| 927804-GB-4 | VIRGINIA EL&PIR Corp Note Call MW 2.875% 07/15/29 | | 07/08/2019 | Merrill Lynch | | 649,773 | 650,000 | 0 | 1FE | |
| 92826C-AB-8 | VISA INC Corp Note Call MW 2.200% 12/14/20 | | 07/01/2019 | Wells Fargo | | 377,822 | 377,000 | 438 | 1FE | |
| 928668-AW-2 | VOLKSWAGEN GRP Corp Note Non Call Prv Pvc 2.995% 09/24/21 | | 09/19/2019 | Merrill Lynch | | 259,000 | 259,000 | 0 | 2FE | |
| 94106L-BG-3 | WASTE MANAGEMENT Corp Note MW Call 3.450% 06/15/29 | | 07/26/2019 | Wachovia Bank | | 973,313 | 925,000 | 6,028 | 2FE | |
| 78013X-ZU-5 | ROYAL BK CANADA Corp Note Non Call 2.550% 07/16/24 | A. | 07/09/2019 | RBC Capital Markets | | 1,946,646 | 1,950,000 | 0 | 1FE | |
| 891140-CA-4 | TORONTO DOM BANK Corp Note Non Call 2.650% 06/12/24 | A. | 07/30/2019 | Morgan Stanley | | 1,613,872 | 1,600,000 | 5,771 | 1FE | |
| 456873-AD-0 | INGERSOLL-RAND Corp Note Call MW 3.800% 03/21/29 | D. | 07/29/2019 | US Bank | | 978,632 | 925,000 | 12,693 | 2FE | |
| 89153V-AS-8 | TOTAL CAP INTL Corp Note Call MW 2.434% 01/10/25 | D. | 07/24/2019 | JP Morgan Chase | | 1,605,168 | 1,600,000 | 1,731 | 1FE | |
| 3899999. Subtotal - Bonds - Industrial and Miscellaneous (Unaffiliated) | | | | | | 60,384,236 | 58,970,000 | 270,434 | XXX | |
| 8399997. Total - Bonds - Part 3 | | | | | | | 114,037,766 | 108,373,748 | 372,914 | XXX |
| 8399998. Total - Bonds - Part 5 | | | | | | | XXX | XXX | XXX | XXX |
| 8399999. Total - Bonds | | | | | | | 114,037,766 | 108,373,748 | 372,914 | XXX |
| 8999997. Total - Preferred Stocks - Part 3 | | | | | | | 0 | XXX | 0 | XXX |
| 8999998. Total - Preferred Stocks - Part 5 | | | | | | | XXX | XXX | XXX | XXX |
| 8999999. Total - Preferred Stocks | | | | | | | 0 | XXX | 0 | XXX |
| 9799997. Total - Common Stocks - Part 3 | | | | | | | 0 | XXX | 0 | XXX |
| 9799998. Total - Common Stocks - Part 5 | | | | | | | XXX | XXX | XXX | XXX |
| 9799999. Total - Common Stocks | | | | | | | 0 | XXX | 0 | XXX |
| 9899999. Total - Preferred and Common Stocks | | | | | | | 0 | XXX | 0 | XXX |
| 9999999 - Totals | | | | | | | 114,037,766 | XXX | 372,914 | XXX |

(a) For all common stock bearing the NAIC market indicator "U" provide: the number of such issues0

STATEMENT AS OF SEPTEMBER 30, 2019 OF THE UnitedHealthcare Plan of the River Valley, Inc.

SCHEDULE D - PART 4

Show All Long-Term Bonds and Stock Sold, Redeemed or Otherwise Disposed of During the Current Quarter

| 1 | 2 | 3 | 4 | 5 | 6 | 7 | 8 | 9 | 10 | Change In Book/Adjusted Carrying Value | | | | | 16 | 17 | 18 | 19 | 20 | 21 | 22 |
|---|--|---------|---------------|--------------------------|---------------------------|-------------------|-------------------|-------------------|---|--|---|---|---|--|---|--|----------------------------------|-------------------------------|--|----------------------------------|--|
| | | | | | | | | | | 11 | 12 | 13 | 14 | 15 | | | | | | | |
| CUSIP Identification | Description | Foreign | Disposal Date | Name of Purchaser | Number of Shares of Stock | Consideration | Par Value | Actual Cost | Prior Year Book/Adjusted Carrying Value | Unrealized Valuation Increase/(Decrease) | Current Year's (Amortization)/Accretion | Current Year's Other Than Temporary Impairment Recognized | Total Change in Book/Adjusted Carrying Value (11 + 12 - 13) | Total Foreign Exchange Change in Book /Adjusted Carrying Value | Book/Adjusted Carrying Value at Disposal Date | Foreign Exchange Gain (Loss) on Disposal | Realized Gain (Loss) on Disposal | Total Gain (Loss) on Disposal | Bond Interest/Stock Dividends Received During Year | Stated Contractual Maturity Date | NAIC Designation and Administrative Symbol /Market Indicator (a) |
| 912828-2B-5 | US Treasury Note 0.750% 08/15/19 | | 08/15/2019 | Maturity | | 800,000 | 800,000 | 785,969 | 791,559 | .0 | 8,441 | .0 | 8,441 | .0 | 800,000 | .0 | .0 | .0 | 6,000 | 08/15/2019 | 1 |
| 912828-2G-4 | US Treasury Note 0.875% 09/15/19 | | 09/15/2019 | Maturity | | 1,200,000 | 1,200,000 | 1,179,250 | 1,186,617 | .0 | 13,383 | .0 | 13,383 | .0 | 1,200,000 | .0 | .0 | .0 | 10,500 | 09/15/2019 | 1 |
| 912828-2H-0 | US Treasury Bill 2.250% 08/15/27 | | 09/19/2019 | Morgan Stanley | | 2,512,812 | 2,425,000 | 2,451,997 | 2,448,801 | .0 | (1,905) | .0 | (1,905) | .0 | 2,446,896 | .0 | 65,915 | 65,915 | 59,900 | 08/15/2027 | 1 |
| 912828-3F-5 | US Treasury Note 2.250% 11/15/27 | | 09/24/2019 | Goldman Sachs | | 2,905,579 | 2,770,000 | 2,699,381 | 2,696,180 | .0 | 5,453 | .0 | 5,453 | .0 | 2,701,633 | .0 | 203,946 | 203,946 | 53,688 | 11/15/2027 | 1 |
| 912828-3M-8 | US Treasury Note 2.750% 02/15/28 | | 09/24/2019 | Goldman Sachs | | 10,594,298 | 9,730,000 | 9,543,713 | 9,555,177 | .0 | 12,381 | .0 | 12,381 | .0 | 9,567,559 | .0 | 1,026,739 | 1,026,739 | 297,366 | 02/15/2028 | 1 |
| 912828-4N-7 | US Treasury Note 2.875% 05/15/28 | | 09/06/2019 | Merrill Lynch | | 2,661,450 | 2,410,000 | 2,392,113 | 2,392,837 | .0 | 1,106 | .0 | 1,106 | .0 | 2,393,943 | .0 | 267,506 | 267,506 | 56,673 | 05/15/2028 | 1 |
| 912828-4V-9 | US Treasury Bill 2.875% 08/15/28 | | 09/24/2019 | Goldman Sachs | | 2,701,221 | 2,450,000 | 2,408,752 | 2,409,929 | .0 | 2,529 | .0 | 2,529 | .0 | 2,412,458 | .0 | 288,763 | 288,763 | 78,285 | 08/15/2028 | 1 |
| 912828-6T-2 | US Treasury Note 2.375% 05/15/29 | | 09/19/2019 | Morgan Stanley | | 1,961,237 | 1,865,000 | 1,904,413 | 1,904,413 | .0 | (963) | .0 | (963) | .0 | 1,903,450 | .0 | 57,787 | 57,787 | 15,407 | 05/15/2029 | 1 |
| 912828-0B-0 | US Treasury Note 1.625% 08/31/19 | | 08/31/2019 | Maturity | | 800,000 | 800,000 | 792,688 | 795,339 | .0 | 4,661 | .0 | 4,661 | .0 | 800,000 | .0 | .0 | .0 | 13,000 | 08/31/2019 | 1 |
| 912828-NB-9 | US Treasury Note 1.375% 01/31/21 | | 08/12/2019 | CitiGroup | | 15,650,706 | 15,725,000 | 15,942,447 | 15,817,553 | .0 | (26,729) | .0 | (26,729) | .0 | 15,790,824 | .0 | (140,118) | (140,118) | 221,522 | 01/31/2021 | 1 |
| 912828-S7-6 | US Treasury Note 1.125% 07/31/21 | | 08/12/2019 | Morgan Stanley | | 5,251,969 | 5,300,000 | 5,319,668 | 5,310,311 | .0 | (2,438) | .0 | (2,438) | .0 | 5,307,872 | .0 | (55,904) | (55,904) | 61,731 | 07/31/2021 | 1 |
| 912828-YB-0 | US Treasury Note 1.625% 08/15/29 | | 09/19/2019 | CitiGroup | | 3,153,500 | 3,200,000 | 3,233,500 | 3,233,500 | .0 | (144) | .0 | (144) | .0 | 3,233,356 | .0 | (79,856) | (79,856) | 5,087 | 08/15/2029 | 1FE |
| 0599999. Subtotal - Bonds - U.S. Governments | | | | | | 50,192,772 | 48,675,000 | 48,643,891 | 43,404,303 | 0 | 15,775 | 0 | 15,775 | 0 | 48,557,991 | 0 | 1,634,778 | 1,634,778 | 879,179 | XXX | XXX |
| 13063C-4L-1 | CALIFORNIA ST GO Non Call 5.000% 08/01/24 | | 07/22/2019 | Wachovia Bank | | 5,057,245 | 4,250,000 | 5,095,453 | 4,876,708 | .0 | (59,684) | .0 | (59,684) | .0 | 4,817,025 | .0 | 240,220 | 240,220 | 208,368 | 08/01/2024 | 1FE |
| 13063C-YA-2 | CALIFORNIA ST GO Non Call 5.000% 09/01/21 | | 07/18/2019 | Stifel Nicolaus & Co. | | 1,353,238 | 1,250,000 | 1,486,000 | 1,361,007 | .0 | (22,612) | .0 | (22,612) | .0 | 1,338,396 | .0 | 14,842 | 14,842 | 55,729 | 09/01/2021 | 1FE |
| 574193-PC-6 | MARYLAND ST GO Non Call 5.000% 08/01/24 | | 07/24/2019 | Jefferies and Company | | 1,186,260 | 1,000,000 | 1,191,230 | 1,161,761 | .0 | (15,657) | .0 | (15,657) | .0 | 1,146,105 | .0 | 40,155 | 40,155 | 49,306 | 08/01/2024 | 1FE |
| 1799999. Subtotal - Bonds - U.S. States, Territories and Possessions | | | | | | 7,596,743 | 6,500,000 | 7,772,683 | 7,399,476 | 0 | (97,953) | 0 | (97,953) | 0 | 7,301,526 | 0 | 295,217 | 295,217 | 313,403 | XXX | XXX |
| 346604-HS-3 | FORSYTH CNTY GA GO Non Call 5.000% 02/01/24 | | 07/31/2019 | Hutchinson Shockey & Ery | | 1,493,089 | 1,275,000 | 1,585,004 | 1,452,358 | .0 | (19,425) | .0 | (19,425) | .0 | 1,432,934 | .0 | 60,155 | 60,155 | 63,750 | 02/01/2024 | 1FE |
| 613340-5V-6 | MONTGOMERY CNTY GO Non Call 5.000% 12/01/23 | | 07/24/2019 | Merrill Lynch | | 4,072,145 | 3,500,000 | 4,124,785 | 3,950,593 | .0 | (49,377) | .0 | (49,377) | .0 | 3,901,216 | .0 | 170,929 | 170,929 | 114,236 | 12/01/2023 | 1FE |
| 64968M-AQ-2 | NEW YORK NY GO Non Call 5.000% 08/01/22 | | 07/19/2019 | Morgan Stanley | | 5,573,300 | 5,000,000 | 6,046,750 | 5,621,358 | .0 | (94,873) | .0 | (94,873) | .0 | 5,526,485 | .0 | 46,815 | 46,815 | 244,444 | 08/01/2022 | 1FE |
| 64968M-AR-0 | NEW YORK NY GO Non Call 5.000% 08/01/23 | | 07/30/2019 | CitiGroup | | 5,755,100 | 5,000,000 | 6,166,500 | 5,762,732 | .0 | (93,766) | .0 | (93,766) | .0 | 5,668,967 | .0 | 86,133 | 86,133 | 250,000 | 08/01/2023 | 1FE |
| 64968M-EK-1 | NEW YORK NY GO Non Call 5.000% 08/01/21 | | 07/31/2019 | Wachovia Bank | | 2,020,800 | 1,875,000 | 2,152,838 | 2,030,764 | .0 | (34,607) | .0 | (34,607) | .0 | 1,996,157 | .0 | 24,644 | 24,644 | 93,750 | 08/01/2021 | 1FE |
| 969887-4U-9 | WILLIAMSON CNTY GO Non Call 5.000% 02/15/21 | | 07/31/2019 | Hutchinson Shockey & Ery | | 2,070,892 | 1,955,000 | 2,162,543 | 2,094,437 | .0 | (37,876) | .0 | (37,876) | .0 | 2,056,561 | .0 | 14,331 | 14,331 | 93,949 | 02/15/2021 | 1FE |
| 2499999. Subtotal - Bonds - U.S. Political Subdivisions of States, Territories and Possessions | | | | | | 20,985,326 | 18,605,000 | 22,238,420 | 20,912,242 | 0 | (329,924) | 0 | (329,924) | 0 | 20,582,320 | 0 | 403,007 | 403,007 | 860,129 | XXX | XXX |
| 047870-MR-8 | ATLANTA GA WTR & Rev Bond Non Call 5.000% 11/01/23 | | 07/24/2019 | Jefferies and Company | | 3,480,810 | 3,000,000 | 3,652,050 | 3,380,078 | .0 | (42,407) | .0 | (42,407) | .0 | 3,337,670 | .0 | 143,140 | 143,140 | 110,417 | 11/01/2023 | 1FE |
| 3128MJ-2L-3 | FHLMC Pool G08778 MBS 3.000% 09/01/47 | | 09/01/2019 | Paydown | | 39,084 | 39,084 | 38,995 | .0 | 89 | .0 | 89 | .0 | 39,084 | .0 | .0 | .0 | 502 | 09/01/2047 | 1 | |
| 3128MJ-3J-7 | FHLMC Pool G08800 MBS 3.500% 02/01/48 | | 09/01/2019 | Paydown | | 65,235 | 65,235 | 65,770 | .0 | (535) | .0 | (535) | .0 | 65,235 | .0 | .0 | .0 | 967 | 02/01/2048 | 1 | |
| 3128MJ-4A-5 | FHLMC Pool G08816 MBS 3.500% 06/01/48 | | 09/01/2019 | Paydown | | 183,520 | 183,520 | 184,925 | .0 | (1,405) | .0 | (1,405) | .0 | 183,520 | .0 | .0 | .0 | 2,781 | 06/01/2048 | 1 | |
| 3128MJ-6T-2 | FHLMC Pool G08881 MBS 3.500% 06/01/49 | | 09/01/2019 | Paydown | | 41,717 | 41,717 | 42,760 | .0 | (1,043) | .0 | (1,043) | .0 | 41,717 | .0 | .0 | .0 | 187 | 06/01/2049 | 1 | |
| 3128MJ-V5-6 | FHLMC Pool G08635 MBS 3.000% 04/01/45 | | 09/01/2019 | Paydown | | 35,369 | 35,369 | 35,419 | .0 | (50) | .0 | (50) | .0 | 35,369 | .0 | .0 | .0 | 449 | 04/01/2045 | 1 | |
| 3128MJ-XX-3 | FHLMC Pool G08693 MBS 3.500% 02/01/46 | | 09/01/2019 | Paydown | | 63,840 | 63,840 | 65,122 | .0 | (1,282) | .0 | (1,282) | .0 | 63,840 | .0 | .0 | .0 | 950 | 02/01/2046 | 1 | |
| 3128MJ-ZM-5 | FHLMC Pool G08747 MBS 3.000% 01/01/47 | | 09/01/2019 | Paydown | | 104,445 | 104,445 | 104,249 | .0 | 196 | .0 | 196 | .0 | 104,445 | .0 | .0 | .0 | 1,318 | 01/01/2047 | 1 | |
| 3128PC-2X-9 | FHLMC Pool J01690 MBS 5.500% 04/01/21 | | 09/01/2019 | Paydown | | 1,267 | 1,267 | 1,267 | .0 | 2 | .0 | 2 | .0 | 1,267 | .0 | .0 | .0 | 46 | 04/01/2021 | 1 | |
| 3128PE-4K-1 | FHLMC Pool J03526 MBS 6.000% 10/01/21 | | 09/01/2019 | Paydown | | 4,042 | 4,042 | 4,109 | .0 | (19) | .0 | (19) | .0 | 4,042 | .0 | .0 | .0 | 161 | 10/01/2021 | 1 | |
| 3128PE-4P-0 | FHLMC Pool J03530 MBS 6.000% 10/01/21 | | 09/01/2019 | Paydown | | 1,976 | 1,976 | 2,003 | .0 | (8) | .0 | (8) | .0 | 1,976 | .0 | .0 | .0 | 79 | 10/01/2021 | 1 | |
| 3128PL-PR-7 | FHLMC Pool J08532 MBS 5.500% 08/01/23 | | 09/01/2019 | Paydown | | 18,072 | 18,072 | 18,275 | .0 | (86) | .0 | (86) | .0 | 18,072 | .0 | .0 | .0 | 625 | 08/01/2023 | 1 | |
| 3128PJ-WF-5 | FHLMC Pool J15146 MBS 4.500% 04/01/26 | | 09/01/2019 | Paydown | | 1,871 | 1,871 | 1,988 | .0 | (73) | .0 | (73) | .0 | 1,871 | .0 | .0 | .0 | 55 | 04/01/2026 | 1 | |
| 3128PV-AA-2 | FHLMC Pool J15427 MBS 4.500% 05/01/26 | | 09/01/2019 | Paydown | | 2,512 | 2,512 | 2,671 | .0 | (99) | .0 | (99) | .0 | 2,512 | .0 | .0 | .0 | 75 | 05/01/2026 | 1 | |
| 3128PV-F3-9 | FHLMC Pool J15586 MBS 4.500% 06/01/26 | | 09/01/2019 | Paydown | | 6,287 | 6,287 | 6,684 | .0 | (248) | .0 | (248) | .0 | 6,287 | .0 | .0 | .0 | 191 | 06/01/2026 | 1 | |
| 312926-2P-2 | FHLMC Pool A80782 MBS 6.000% 08/01/38 | | 09/01/2019 | Paydown | | 554 | 554 | 564 | .0 | (9) | .0 | (9) | .0 | 554 | .0 | .0 | .0 | 22 | 08/01/2038 | 1 | |
| 31292L-YA-7 | FHLMC Pool C04305 MBS 3.000% 11/01/42 | | 09/01/2019 | Paydown | | 17,490 | 17,490 | 18,238 | .0 | (669) | .0 | (669) | .0 | 17,490 | .0 | .0 | .0 | 345 | 11/01/2042 | 1 | |
| 312972-LE-0 | FHLMC Pool B19325 MBS 5.000% 05/01/20 | | 09/01/2019 | Paydown | | 1,601 | 1,601 | 1,568 | .0 | 9 | .0 | 9 | .0 | 1,601 | .0 | .0 | .0 | 53 | 05/01/2020 | 1 | |
| 3130A8-OS-5 | FHLB Note Non Call 1.125% 07/14/21 | | 09/12/2019 | Morgan Stanley | | 5,041,595 | 5,100,000 | 5,090,738 | 5,095,186 | .0 | 1,317 | .0 | 1,317 | .0 | 5,096,504 | .0 | (54,909) | (54,909) | 66,778 | 07/14/2021 | 1 |
| 3132AE-E4-4 | FHLMC Pool ZT1955 MBS 3.000% 05/01/49 | | 09/01/2019 | Paydown | | 24,704 | 24,704 | 24,952 | .0 | (248) | .0 | (248) | .0 | 24,704 | .0 | .0 | .0 | 94 | 05/01/2049 | 1FE | |
| 3132AE-EZ-5 | FHLMC Pool ZT1952 MBS 4.000% 05/01/49 | | 09/01/2019 | Paydown | | 66,153 | 66,153 | 68,530 | .0 | (2,377) | .0 | (2,377) | .0 | 66,153 | .0 | .0 | .0 | 343 | 05/01/2049 | 1FE | |
| 3132DM-BC-8 | FHLMC Pool SD0035 MBS 3.000% 04/01/47 | | 09/01/2019 | Paydown | | 56,504 | 56,504 | 57,484 | .0 | (980) | .0 | (980) | .0 | 56,504 | .0 | .0 | .0 | | | | |

STATEMENT AS OF SEPTEMBER 30, 2019 OF THE UnitedHealthcare Plan of the River Valley, Inc.

SCHEDULE D - PART 4

Show All Long-Term Bonds and Stock Sold, Redeemed or Otherwise Disposed of During the Current Quarter

| 1 | 2 | 3 | 4 | 5 | 6 | 7 | 8 | 9 | 10 | Change In Book/Adjusted Carrying Value | | | | | 16 | 17 | 18 | 19 | 20 | 21 | 22 |
|----------------------|--|---------|---------------|-------------------|---------------------------|---------------|-----------|-------------|---|--|---|---|---|--|---|--|----------------------------------|-------------------------------|--|----------------------------------|--|
| | | | | | | | | | | 11 | 12 | 13 | 14 | 15 | | | | | | | |
| CUSIP Identification | Description | Foreign | Disposal Date | Name of Purchaser | Number of Shares of Stock | Consideration | Par Value | Actual Cost | Prior Year Book/Adjusted Carrying Value | Unrealized Valuation Increase/(Decrease) | Current Year's (Amortization)/Accretion | Current Year's Other Than Temporary Impairment Recognized | Total Change in Book/Adjusted Carrying Value (11 + 12 - 13) | Total Foreign Exchange Change in Book /Adjusted Carrying Value | Book/Adjusted Carrying Value at Disposal Date | Foreign Exchange Gain (Loss) on Disposal | Realized Gain (Loss) on Disposal | Total Gain (Loss) on Disposal | Bond Interest/Stock Dividends Received During Year | Stated Contractual Maturity Date | NAIC Designation and Administrative Symbol /Market Indicator (a) |
| 3132L6-ST-9 | FHLMC Pool V81430 MBS 4.000% 11/01/44 | | 09/01/2019 | Paydown | | 68,285 | 68,285 | 70,889 | 0 | 0 | (2,603) | 0 | (2,603) | 0 | 68,285 | 0 | 0 | 0 | 859 | 11/01/2044 | 1 |
| 3132MA-VC-2 | FHLMC Pool Q29911 MBS 3.500% 11/01/44 | | 09/01/2019 | Paydown | | 34,153 | 34,153 | 35,936 | 35,823 | 0 | (1,670) | 0 | (1,670) | 0 | 34,153 | 0 | 0 | 0 | 814 | 11/01/2044 | 1 |
| 3132OL-BR-3 | FHLMC Pool Q30047 MBS 3.500% 11/01/44 | | 09/01/2019 | Paydown | | 35,035 | 35,035 | 36,273 | 36,209 | 0 | (1,173) | 0 | (1,173) | 0 | 35,035 | 0 | 0 | 0 | 730 | 11/01/2044 | 1 |
| 3132OM-6F-3 | FHLMC Pool Q31769 MBS 4.000% 03/01/45 | | 09/01/2019 | Paydown | | 69,775 | 69,775 | 74,168 | 73,960 | 0 | (4,185) | 0 | (4,185) | 0 | 69,775 | 0 | 0 | 0 | 2,007 | 03/01/2045 | 1 |
| 3132ON-XX-2 | FHLMC Pool Q32493 MBS 4.000% 04/01/45 | | 09/01/2019 | Paydown | | 3,515 | 3,515 | 3,734 | 3,724 | 0 | (209) | 0 | (209) | 0 | 3,515 | 0 | 0 | 0 | 94 | 04/01/2045 | 1 |
| 3132WH-SN-1 | FHLMC Pool Q44452 MBS 3.000% 11/01/46 | | 09/01/2019 | Paydown | | 58,624 | 58,624 | 58,345 | 0 | 0 | 279 | 0 | 279 | 0 | 58,624 | 0 | 0 | 0 | 443 | 11/01/2046 | 1 |
| 3132XU-SH-9 | FHLMC Pool Q52319 MBS 3.500% 11/01/47 | | 09/01/2019 | Paydown | | 85,689 | 85,689 | 85,669 | 0 | 0 | (177) | 0 | (177) | 0 | 85,689 | 0 | 0 | 0 | 1,278 | 11/01/2047 | 1 |
| 3132Y1-YV-4 | FHLMC Pool Q57923 MBS 4.000% 08/01/48 | | 09/01/2019 | Paydown | | 266,328 | 266,328 | 273,808 | 0 | 0 | (7,480) | 0 | (7,480) | 0 | 266,328 | 0 | 0 | 0 | 3,760 | 08/01/2048 | 1 |
| 3132Y2-RF-5 | FHLMC Pool Q58585 MBS 4.000% 09/01/48 | | 09/01/2019 | Paydown | | 135,810 | 135,810 | 139,726 | 0 | 0 | (3,915) | 0 | (3,915) | 0 | 135,810 | 0 | 0 | 0 | 1,922 | 09/01/2048 | 1 |
| 31335A-HP-6 | FHLMC Pool Q60238 MBS 3.500% 10/01/45 | | 09/01/2019 | Paydown | | 54,803 | 54,803 | 57,235 | 0 | 0 | (2,432) | 0 | (2,432) | 0 | 54,803 | 0 | 0 | 0 | 240 | 10/01/2045 | 1 |
| 313560-Q2-2 | FNMA Note Non Call 1.875% 09/24/26 | | 09/06/2019 | Morgan Stanley | | 5,633,119 | 5,633,119 | 5,235,335 | 5,281,501 | 0 | 20,478 | 0 | 20,478 | 0 | 5,301,979 | 0 | 331,140 | 331,140 | 99,457 | 09/24/2026 | 1 |
| 3136AN-QF-8 | FNMA FNR 2015-22 HT RMBS 3.000% 04/25/45 | | 09/01/2019 | Paydown | | 18,046 | 18,046 | 18,788 | 18,490 | 0 | (443) | 0 | (443) | 0 | 18,046 | 0 | 0 | 0 | 360 | 04/25/2045 | 1 |
| 3137BP-VH-8 | FHLMC FHMS K152 A1 CMBS 2.830% 05/25/30 | | 09/01/2019 | Paydown | | 7,507 | 7,507 | 7,657 | 7,613 | 0 | (106) | 0 | (106) | 0 | 7,507 | 0 | 0 | 0 | 150 | 05/25/2030 | 1 |
| 3138A2-BQ-1 | FNMA Pool AH0946 MBS 4.000% 12/01/40 | | 09/01/2019 | Paydown | | 7,186 | 7,186 | 7,554 | 7,518 | 0 | (331) | 0 | (331) | 0 | 7,186 | 0 | 0 | 0 | 191 | 12/01/2040 | 1 |
| 3138AP-OP-0 | FNMA Pool A19109 MBS 4.000% 05/01/42 | | 09/01/2019 | Paydown | | 13,843 | 13,843 | 14,940 | 14,827 | 0 | (984) | 0 | (984) | 0 | 13,843 | 0 | 0 | 0 | 369 | 05/01/2042 | 1 |
| 3138AT-CX-6 | FNMA Pool AJ1885 MBS 3.000% 03/01/42 | | 09/01/2019 | Paydown | | 68 | 68 | 72 | 0 | 0 | (4) | 0 | (4) | 0 | 68 | 0 | 0 | 0 | 1 | 03/01/2042 | 1 |
| 3138AV-EN-9 | FNMA Pool AJ4640 MBS 4.000% 10/01/41 | | 09/01/2019 | Paydown | | 11,935 | 11,935 | 12,597 | 12,536 | 0 | (600) | 0 | (600) | 0 | 11,935 | 0 | 0 | 0 | 347 | 10/01/2041 | 1 |
| 3138E9-YH-7 | FNMA Pool AK5211 MBS 3.000% 04/01/27 | | 09/01/2019 | Paydown | | 126,799 | 126,799 | 133,357 | 131,069 | 0 | (4,270) | 0 | (4,270) | 0 | 126,799 | 0 | 0 | 0 | 2,308 | 04/01/2027 | 1 |
| 3138EE-TJ-2 | FNMA Pool AK9896 MBS 3.500% 07/01/42 | | 09/01/2019 | Paydown | | 6,191 | 6,191 | 6,606 | 6,560 | 0 | (369) | 0 | (369) | 0 | 6,191 | 0 | 0 | 0 | 145 | 07/01/2042 | 1 |
| 3138EN-LE-7 | FNMA Pool AL5724 MBS 4.500% 10/01/44 | | 09/01/2019 | Paydown | | 35,706 | 35,706 | 38,841 | 38,710 | 0 | (3,004) | 0 | (3,004) | 0 | 35,706 | 0 | 0 | 0 | 1,074 | 10/01/2044 | 1 |
| 3138EN-QA-0 | FNMA Pool AL5848 MBS 4.000% 09/01/44 | | 09/01/2019 | Paydown | | 74,141 | 74,141 | 76,105 | 76,083 | 0 | (1,941) | 0 | (1,941) | 0 | 74,141 | 0 | 0 | 0 | 1,994 | 09/01/2044 | 1 |
| 3138EP-YR-9 | FNMA Pool AL7019 MBS 3.500% 11/01/42 | | 09/01/2019 | Paydown | | 34,168 | 34,168 | 34,851 | 0 | 0 | (683) | 0 | (683) | 0 | 34,168 | 0 | 0 | 0 | 408 | 11/01/2042 | 1 |
| 3138EQ-K8-4 | FNMA Pool AL7518 MBS 3.500% 10/01/45 | | 09/01/2019 | Paydown | | 26,953 | 26,953 | 28,755 | 28,684 | 0 | (1,731) | 0 | (1,731) | 0 | 26,953 | 0 | 0 | 0 | 629 | 10/01/2045 | 1 |
| 3138ER-FX-3 | FNMA Pool AL9181 MBS 3.000% 10/01/46 | | 09/01/2019 | Paydown | | 73,584 | 73,584 | 76,240 | 76,130 | 0 | (2,545) | 0 | (2,545) | 0 | 73,584 | 0 | 0 | 0 | 1,455 | 10/01/2046 | 1 |
| 3138M4-E3-2 | FNMA Pool AP1053 MBS 3.500% 07/01/42 | | 09/01/2019 | Paydown | | 5,943 | 5,943 | 6,342 | 6,298 | 0 | (355) | 0 | (355) | 0 | 5,943 | 0 | 0 | 0 | 139 | 07/01/2042 | 1 |
| 3138M4-TC-6 | FNMA Pool AP1446 MBS 3.500% 08/01/42 | | 09/01/2019 | Paydown | | 24,180 | 24,180 | 25,869 | 25,685 | 0 | (1,505) | 0 | (1,505) | 0 | 24,180 | 0 | 0 | 0 | 564 | 08/01/2042 | 1 |
| 3138M7-6J-9 | FNMA Pool AP4472 MBS 3.500% 08/01/42 | | 09/01/2019 | Paydown | | 800 | 800 | 853 | 848 | 0 | (48) | 0 | (48) | 0 | 800 | 0 | 0 | 0 | 19 | 08/01/2042 | 1 |
| 3138M9-3C-3 | FNMA Pool AP6194 MBS 3.500% 08/01/42 | | 09/01/2019 | Paydown | | 2,109 | 2,109 | 2,262 | 2,245 | 0 | (136) | 0 | (136) | 0 | 2,109 | 0 | 0 | 0 | 49 | 08/01/2042 | 1 |
| 3138M9-VP-3 | FNMA Pool AP6021 MBS 3.000% 04/01/43 | | 09/01/2019 | Paydown | | 99,382 | 99,382 | 101,835 | 101,640 | 0 | (2,258) | 0 | (2,258) | 0 | 99,382 | 0 | 0 | 0 | 2,103 | 04/01/2043 | 1 |
| 3138MK-VC-7 | FNMA Pool AQ4210 MBS 3.000% 11/01/42 | | 09/01/2019 | Paydown | | 12,984 | 12,984 | 13,601 | 13,601 | 0 | (617) | 0 | (617) | 0 | 12,984 | 0 | 0 | 0 | 260 | 11/01/2042 | 1 |
| 3138MS-A4-1 | FNMA Pool AQ926 MBS 3.000% 12/01/42 | | 09/01/2019 | Paydown | | 3,576 | 3,576 | 3,761 | 3,742 | 0 | (165) | 0 | (165) | 0 | 3,576 | 0 | 0 | 0 | 72 | 12/01/2042 | 1 |
| 3138NI-YS-3 | FNMA Pool AR0688 MBS 3.000% 12/01/42 | | 09/01/2019 | Paydown | | 1,697 | 1,697 | 1,781 | 1,772 | 0 | (75) | 0 | (75) | 0 | 1,697 | 0 | 0 | 0 | 34 | 12/01/2042 | 1 |
| 3138OC-F3-2 | FNMA Pool AS2885 MBS 3.500% 07/01/44 | | 09/01/2019 | Paydown | | 6,992 | 6,992 | 7,167 | 7,154 | 0 | (162) | 0 | (162) | 0 | 6,992 | 0 | 0 | 0 | 163 | 07/01/2044 | 1 |
| 3138OF-M4-5 | FNMA Pool AS5778 MBS 3.500% 09/01/45 | | 09/01/2019 | Paydown | | 59,739 | 59,739 | 60,617 | 60,617 | 0 | (877) | 0 | (877) | 0 | 59,739 | 0 | 0 | 0 | 692 | 09/01/2045 | 1 |
| 3138WG-YP-3 | FNMA Pool AS7017 MBS 3.500% 04/01/46 | | 09/01/2019 | Paydown | | 55,559 | 55,559 | 58,632 | 58,485 | 0 | (2,926) | 0 | (2,926) | 0 | 55,559 | 0 | 0 | 0 | 1,293 | 04/01/2046 | 1 |
| 3138WK-3E-3 | FNMA Pool AS9796 MBS 3.500% 06/01/47 | | 09/01/2019 | Paydown | | 54,126 | 54,126 | 53,897 | 53,898 | 0 | 228 | 0 | 228 | 0 | 54,126 | 0 | 0 | 0 | 1,301 | 06/01/2047 | 1 |
| 3138WK-XE-0 | FNMA Pool AS9676 MBS 4.000% 05/01/47 | | 09/01/2019 | Paydown | | 39,403 | 39,403 | 41,490 | 0 | 0 | (2,087) | 0 | (2,087) | 0 | 39,403 | 0 | 0 | 0 | 204 | 05/01/2047 | 1 |
| 3138X9-WS-4 | FNMA Pool AU9656 MBS 4.500% 09/01/43 | | 09/01/2019 | Paydown | | 2,370 | 2,370 | 2,571 | 2,562 | 0 | (192) | 0 | (192) | 0 | 2,370 | 0 | 0 | 0 | 71 | 09/01/2043 | 1 |
| 3138XE-TZ-1 | FNMA Pool AV3267 MBS 5.000% 12/01/43 | | 09/01/2019 | Paydown | | 6,020 | 6,020 | 6,746 | 6,712 | 0 | (692) | 0 | (692) | 0 | 6,020 | 0 | 0 | 0 | 201 | 12/01/2043 | 1 |
| 3138Y7-D9-0 | FNMA Pool AX5527 MBS 3.500% 06/01/46 | | 09/01/2019 | Paydown | | 3,921 | 3,921 | 4,175 | 4,164 | 0 | (242) | 0 | (242) | 0 | 3,921 | 0 | 0 | 0 | 91 | 06/01/2046 | 1 |
| 3138YA-FD-2 | FNMA Pool AX8263 MBS 4.000% 12/01/44 | | 09/01/2019 | Paydown | | 52,023 | 52,023 | 55,404 | 55,248 | 0 | (3,225) | 0 | (3,225) | 0 | 52,023 | 0 | 0 | 0 | 1,549 | 12/01/2044 | 1 |
| 3138YB-DG-5 | FNMA Pool AX9102 MBS 4.500% 11/01/44 | | 09/01/2019 | Paydown | | 6,344 | 6,344 | 6,908 | 6,879 | 0 | (535) | 0 | (535) | 0 | 6,344 | 0 | 0 | 0 | 190 | 11/01/2044 | 1 |
| 3138YN-MS-3 | FNMA Pool AY8468 MBS 4.000% 08/01/45 | | 09/01/2019 | Paydown | | 63,414 | 63,414 | 67,655 | 67,444 | 0 | (4,030) | 0 | (4,030) | 0 | 63,414 | 0 | 0 | 0 | 1,536 | 08/01/2045 | 1 |
| 31407N-FX-4 | FNMA Pool B35470 MBS 5.000% 09/01/20 | | 09/01/2019 | Paydown | | 1,918 | 1,918 | 1,879 | 1,903 | 0 | 15 | 0 | 15 | 0 | 1,918 | 0 | 0 | 0 | 64 | 09/01/2020 | 1 |
| 31407S-GA-4 | FNMA Pool B39093 MBS 5.000% 10/01/20 | | 09/01/2019 | Paydown | | 2,414 | 2,414 | 2,367 | 2,396 | 0 | 19 | 0 | 19 | 0 | 2,414 | 0 | 0 | 0 | 81 | 10/01/2020 | 1 |
| 3140EO-60-3 | FNMA Pool AZ8078 MBS 3.500% 08/01/45 | | 09/01/2019 | Paydown | | 14,782 | 14,782 | 15,364 | 15,332 | 0 | (550) | 0 | (550) | 0 | 14,782 | 0 | 0 | 0 | 383 | 08/01/2045 | 1 |
| 3140EJ-AM-7 | FNMA Pool BC1811 MBS 3.000% 04/01/46 | | 09/01/2019 | Paydown | | 36,546 | 36,546 | 37,922 | 37,861 | 0 | (1,315) | 0 | (1,315) | 0 | 36,546 | 0 | 0 | 0 | 735 | 04/01/2046 | 1 |
| 3140FO-US-1 | FNMA Pool BC5092 MBS 3.500% 11/01/43 | | 09/01/2019 | Paydown | | 84,322 | 84,322 | 89,779 | 89,519 | 0 | (5,198) | 0 | (5,198) | 0 | 84,322 | 0 | 0 | 0 | 2,192 | 11/01/2043 | 1 |
| 3140FT-YH-9 | FNMA Pool BC6111 MBS 3.500% 06/01/46 | | 09/01/2019 | Paydown | | | | | | | | | | | | | | | | | |

STATEMENT AS OF SEPTEMBER 30, 2019 OF THE UnitedHealthcare Plan of the River Valley, Inc.

SCHEDULE D - PART 4

Show All Long-Term Bonds and Stock Sold, Redeemed or Otherwise Disposed of During the Current Quarter

| 1 | 2 | 3 | 4 | 5 | 6 | 7 | 8 | 9 | 10 | Change In Book/Adjusted Carrying Value | | | | | 16 | 17 | 18 | 19 | 20 | 21 | 22 |
|----------------------|---|---------|---------------|--------------------------|---------------------------|---------------|------------|-------------|---|--|---|---|---|--|---|--|----------------------------------|-------------------------------|--|----------------------------------|--|
| | | | | | | | | | | 11 | 12 | 13 | 14 | 15 | | | | | | | |
| CUSIP Identification | Description | Foreign | Disposal Date | Name of Purchaser | Number of Shares of Stock | Consideration | Par Value | Actual Cost | Prior Year Book/Adjusted Carrying Value | Unrealized Valuation Increase/(Decrease) | Current Year's (Amortization)/Accretion | Current Year's Other Than Temporary Impairment Recognized | Total Change in Book/Adjusted Carrying Value (11 + 12 - 13) | Total Foreign Exchange Change in Book /Adjusted Carrying Value | Book/Adjusted Carrying Value at Disposal Date | Foreign Exchange Gain (Loss) on Disposal | Realized Gain (Loss) on Disposal | Total Gain (Loss) on Disposal | Bond Interest/Stock Dividends Received During Year | Stated Contractual Maturity Date | NAIC Designation and Administrative Symbol /Market Indicator (a) |
| 3140JA-DP-0 | FNMA Pool BMS509 MBS 5.000% 02/01/49 | | 09/01/2019 | Paydown | | 20,776 | 20,776 | 22,665 | .0 | .0 | (1,889) | .0 | (1,889) | .0 | 20,776 | .0 | .0 | .0 | .87 | 02/01/2049 | 1 |
| 3140JA-FG-8 | FNMA Pool BMS566 MBS 4.500% 02/01/49 | | 09/01/2019 | Paydown | | 71,432 | 71,432 | 75,193 | .0 | .0 | (3,761) | .0 | (3,761) | .0 | 71,432 | .0 | .0 | .0 | 1,134 | 02/01/2049 | 1 |
| 3140JA-ND-6 | FNMA Pool BMS787 MBS 4.000% 08/01/47 | | 09/01/2019 | Paydown | | 66,659 | 66,659 | 68,805 | .0 | .0 | (2,146) | .0 | (2,146) | .0 | 66,659 | .0 | .0 | .0 | 902 | 08/01/2047 | 1 |
| 3140JA-PG-7 | FNMA Pool BMS822 MBS 3.000% 11/01/48 | | 09/01/2019 | Paydown | | 52,422 | 52,422 | 52,938 | .0 | .0 | (516) | .0 | (516) | .0 | 52,422 | .0 | .0 | .0 | 267 | 11/01/2048 | 1 |
| 3140JM-ZF-2 | FNMA Pool BNS241 MBS 4.500% 02/01/49 | | 09/01/2019 | Paydown | | 98,613 | 98,613 | 102,719 | .0 | .0 | (4,106) | .0 | (4,106) | .0 | 98,613 | .0 | .0 | .0 | 1,582 | 02/01/2049 | 1 |
| 314007-SV-5 | FNMA Pool CA0859 MBS 3.500% 12/01/47 | | 09/01/2019 | Paydown | | 49,734 | 49,734 | 51,226 | .0 | .0 | (1,492) | .0 | (1,492) | .0 | 49,734 | .0 | .0 | .0 | 249 | 12/01/2047 | 1 |
| 314007-JJ-7 | FNMA Pool CA0264 MBS 4.000% 08/01/47 | | 09/01/2019 | Paydown | | 109,963 | 109,963 | 114,714 | .0 | .0 | (4,751) | .0 | (4,751) | .0 | 109,963 | .0 | .0 | .0 | 829 | 08/01/2047 | 1 |
| 314009-ZD-8 | FNMA Pool CA2539 MBS 4.000% 10/01/48 | | 09/01/2019 | Paydown | | 184,299 | 184,299 | 189,943 | .0 | .0 | (5,644) | .0 | (5,644) | .0 | 184,299 | .0 | .0 | .0 | 2,005 | 10/01/2048 | 1 |
| 31400A-AJ-9 | FNMA Pool CA2708 MBS 4.000% 05/01/48 | | 09/01/2019 | Paydown | | 138,352 | 138,352 | 141,514 | .0 | .0 | (3,162) | .0 | (3,162) | .0 | 138,352 | .0 | .0 | .0 | 2,780 | 05/01/2048 | 1 |
| 3140X4-DF-0 | FNMA Pool FIM1001 MBS 3.500% 11/01/48 | | 09/01/2019 | Paydown | | 97,744 | 97,744 | 100,600 | .0 | .0 | (2,856) | .0 | (2,856) | .0 | 97,744 | .0 | .0 | .0 | 621 | 11/01/2048 | 1 |
| 31410X-VR-4 | FNMA Pool 900724 MBS 5.500% 08/01/21 | | 09/01/2019 | Paydown | | 504 | 504 | 503 | .503 | .0 | .1 | .0 | .1 | .0 | 504 | .0 | .0 | .0 | 19 | 08/01/2021 | 1 |
| 31412V-AG-3 | FNMA Pool 935707 MBS 5.000% 11/01/24 | | 09/01/2019 | Paydown | | 23,300 | 23,300 | 24,818 | 24,086 | .0 | (786) | .0 | (786) | .0 | 23,300 | .0 | .0 | .0 | 777 | 11/01/2024 | 1 |
| 31414F-K9-1 | FNMA Pool 964820 MBS 5.000% 08/01/23 | | 09/01/2019 | Paydown | | 7,649 | 7,649 | 7,721 | 7,673 | .0 | (23) | .0 | (23) | .0 | 7,649 | .0 | .0 | .0 | 252 | 08/01/2023 | 1 |
| 31416B-RB-6 | FNMA Pool 995182 MBS 5.500% 06/01/20 | | 09/01/2019 | Paydown | | 274 | 274 | 299 | 278 | .0 | (5) | .0 | (5) | .0 | 274 | .0 | .0 | .0 | 10 | 06/01/2020 | 1 |
| 31416T-2S-7 | FNMA Pool AA9784 MBS 5.000% 07/01/24 | | 09/01/2019 | Paydown | | 13,925 | 13,925 | 14,461 | 14,191 | .0 | (266) | .0 | (266) | .0 | 13,925 | .0 | .0 | .0 | 465 | 07/01/2024 | 1 |
| 31416V-Y6-5 | FNMA Pool AB0732 MBS 4.000% 06/01/39 | | 09/01/2019 | Paydown | | 5,236 | 5,236 | 5,565 | 5,236 | .0 | (317) | .0 | (317) | .0 | 5,236 | .0 | .0 | .0 | 140 | 06/01/2039 | 1 |
| 31417A-QE-2 | FNMA Pool AB4052 MBS 4.000% 12/01/41 | | 09/01/2019 | Paydown | | 35,996 | 35,996 | 38,375 | 38,234 | .0 | (2,237) | .0 | (2,237) | .0 | 35,996 | .0 | .0 | .0 | 958 | 12/01/2041 | 1 |
| 31417G-TY-2 | FNMA Pool AB9566 MBS 3.000% 06/01/43 | | 09/01/2019 | Paydown | | 20,001 | 20,001 | 20,495 | 20,456 | .0 | (455) | .0 | (455) | .0 | 20,001 | .0 | .0 | .0 | 399 | 06/01/2043 | 1 |
| 31418B-6G-6 | FNMA Pool MA2670 MBS 3.000% 07/01/46 | | 09/01/2019 | Paydown | | 39,661 | 39,661 | 39,654 | .0 | .0 | .6 | .0 | .6 | .0 | 39,661 | .0 | .0 | .0 | 503 | 07/01/2046 | 1 |
| 31418C-V2-7 | FNMA Pool MA3332 MBS 3.500% 04/01/48 | | 09/01/2019 | Paydown | | 82,521 | 82,521 | 82,511 | 82,508 | .0 | .13 | .0 | .13 | .0 | 82,521 | .0 | .0 | .0 | 1,962 | 04/01/2048 | 1 |
| 31418C-ZJ-6 | FNMA Pool MA3444 MBS 4.500% 08/01/48 | | 09/01/2019 | Paydown | | 215,657 | 215,657 | 223,930 | 215,657 | .0 | (8,272) | .0 | (8,272) | .0 | 215,657 | .0 | .0 | .0 | 4,112 | 08/01/2048 | 1 |
| 31418D-CB-6 | FNMA Pool MA3665 MBS 4.500% 05/01/49 | | 09/01/2019 | Paydown | | 65,661 | 65,661 | 66,672 | .0 | .0 | (3,011) | .0 | (3,011) | .0 | 65,661 | .0 | .0 | .0 | 571 | 05/01/2049 | 1 |
| 35563P-JF-7 | FHLMC SCRT-2019-1 MA RMBS 3.500% 07/25/58 | | 09/01/2019 | Paydown | | 51,977 | 51,977 | 52,275 | .0 | .0 | (298) | .0 | (298) | .0 | 51,977 | .0 | .0 | .0 | 912 | 07/25/2058 | 1FE |
| 35563P-JK-6 | FHLMC SCRT 2019-1 M55D RMBS 4.000% 07/25/58 | | 09/01/2019 | Paydown | | 65,997 | 65,997 | 67,596 | .0 | .0 | (1,599) | .0 | (1,599) | .0 | 65,997 | .0 | .0 | .0 | 1,347 | 07/25/2058 | 1FE |
| 59259Y-F5-3 | MET TRANSPRTN AU Rev Bond Non Call 5.000% 11/15/20 | | 07/31/2019 | CitiGroup | | 1,152,943 | 1,100,000 | 1,275,428 | 1,147,852 | .0 | (14,657) | .0 | (14,657) | .0 | 1,133,195 | .0 | 19,748 | 19,748 | 39,111 | 11/15/2020 | 1FE |
| 594695-X4-5 | MICHIGAN ST TRUN Rev Bond Non Call 5.000% 11/15/21 | | 07/31/2019 | Wachovia Bank | | 1,087,890 | 1,000,000 | 1,213,360 | 1,088,244 | .0 | (17,533) | .0 | (17,533) | .0 | 1,070,711 | .0 | 17,179 | 17,179 | 35,556 | 11/15/2021 | 1FE |
| 64990E-HB-3 | NEW YORK ST DORM Rev Bond Non Call 5.000% 02/15/23 | | 07/24/2019 | Merrill Lynch | | 5,679,400 | 5,000,000 | 5,936,900 | 5,527,863 | .0 | (69,670) | .0 | (69,670) | .0 | 5,458,194 | .0 | 221,206 | 221,206 | 236,806 | 02/15/2023 | 1FE |
| 837151-NK-1 | SOUTH CAROLINA S Rev Bond Non Call 5.000% 12/01/19 | | 07/29/2019 | Morgan Stanley | | 1,938,976 | 1,915,000 | 2,200,029 | 1,980,229 | .0 | (41,004) | .0 | (41,004) | .0 | 1,939,225 | .0 | (249) | (249) | 63,567 | 12/01/2019 | 1FE |
| 849103-AF-3 | SPOKANE WA WATR Rev Bond Non Call 5.000% 12/01/20 | | 07/24/2019 | Morgan Stanley | | 10,449 | 10,000 | 11,912 | 10,631 | .0 | (184) | .0 | (184) | .0 | 10,447 | .0 | .2 | .2 | 326 | 12/01/2020 | 1FE |
| 913366-JS-0 | UNIV OF CALIFORN Rev Bond Cont Call 5.000% 05/15/24 | | 07/18/2019 | Fidelity Capital Markets | | 131,488 | 115,000 | 123,444 | 121,978 | .0 | (829) | .0 | (829) | .0 | 121,149 | .0 | 10,338 | 10,338 | 3,945 | 05/15/2024 | 1FE |
| 914692-U5-5 | UNIV OF NEW MEXI Rev Bond Non Call 5.000% 06/01/21 | | 07/31/2019 | M & T Bank | | 1,337,275 | 1,250,000 | 1,490,000 | 1,342,558 | .0 | (21,924) | .0 | (21,924) | .0 | 1,320,634 | .0 | 16,641 | 16,641 | 41,667 | 06/01/2021 | 1FE |
| 927793-D2-2 | VIRGINIA ST CMML Rev Bond Non Call 5.000% 05/15/24 | | 07/30/2019 | Merrill Lynch | | 3,418,445 | 2,895,000 | 3,442,589 | 3,357,400 | .0 | (47,720) | .0 | (47,720) | .0 | 3,309,681 | .0 | 108,764 | 108,764 | 102,933 | 05/15/2024 | 1FE |
| 3199999 | Subtotal - Bonds - U.S. Special Revenues | | | | | 33,549,635 | 31,557,245 | 34,465,636 | 29,986,416 | 0 | (383,013) | 0 | (383,013) | 0 | 32,736,634 | 0 | 813,000 | 813,000 | 876,750 | XXX | XXX |
| 002824-BF-6 | ABBOTT LABS Corp Note Call MW 3.750% 11/30/26 | | 09/26/2019 | Jefferies and Company | | 978,489 | 900,000 | 970,848 | .0 | .0 | (1,529) | .0 | (1,529) | .0 | 969,319 | .0 | 9,170 | 9,170 | 11,250 | 11/30/2026 | 2FE |
| 00287Y-AT-6 | ABBVIE INC Corp Note Call MW 2.500% 05/14/20 | | 09/26/2019 | JP Morgan Chase | | 1,192,118 | 1,190,000 | 1,203,161 | 1,196,081 | .0 | (3,504) | .0 | (3,504) | .0 | 1,192,577 | .0 | (459) | (459) | 26,114 | 05/14/2020 | 2FE |
| 015271-AF-6 | ALEXANDRIA REAL Corp Note Call MW 2.750% 01/15/20 | | 08/16/2019 | Call 100.1702 | | 1,001,702 | 1,000,000 | 997,930 | 999,584 | .0 | 2,118 | .0 | 2,118 | .0 | 1,001,702 | .0 | .0 | .0 | 29,868 | 01/15/2020 | 2FE |
| 02005A-GU-6 | ALLY MASTER OWINE AMOT 2018-2 A ABS 3.290% 05/15/23 | | 09/25/2019 | JP Morgan Chase | | 2,518,725 | 2,470,000 | 2,469,977 | 2,469,893 | .0 | (104) | .0 | (104) | .0 | 2,469,788 | .0 | 48,937 | 48,937 | 63,430 | 05/15/2023 | 1FE |
| 02005A-GZ-5 | ALLY MASTER OWINE AMOT 2018-3 A ABS 2.348% 07/15/22 | | 09/25/2019 | Barclays Group Inc. | | 3,101,211 | 3,100,000 | 3,100,000 | 3,100,000 | .0 | .0 | .0 | .0 | .0 | 3,100,000 | .0 | 1,211 | 1,211 | 66,352 | 07/15/2022 | 1FE |
| 026874-CU-9 | AMER INTL GROUP Corp Note MW 50BP 4.875% 06/01/22 | | 09/25/2019 | Market Axess | | 944,684 | 885,000 | 973,650 | 950,699 | .0 | (13,707) | .0 | (13,707) | .0 | 936,983 | .0 | 7,692 | 7,692 | 35,474 | 06/01/2022 | 2FE |
| 03065V-AE-7 | AmeriCredit Auto AMCAR 2016-1 B ABS 2.300% 03/08/21 | | 08/08/2019 | Paydown | | 370,622 | 370,622 | 373,141 | 371,007 | .0 | (385) | .0 | (385) | .0 | 370,622 | .0 | .0 | .0 | 5,121 | 03/08/2021 | 1FE |

E05.2

STATEMENT AS OF SEPTEMBER 30, 2019 OF THE UnitedHealthcare Plan of the River Valley, Inc.

SCHEDULE D - PART 4

Show All Long-Term Bonds and Stock Sold, Redeemed or Otherwise Disposed of During the Current Quarter

| 1 | 2 | 3 | 4 | 5 | 6 | 7 | 8 | 9 | 10 | Change In Book/Adjusted Carrying Value | | | | | 16 | 17 | 18 | 19 | 20 | 21 | 22 |
|----------------------|--|---------|---------------|--------------------------|---------------------------|---------------|-----------|-------------|---|--|---|---|---|---|---|--|----------------------------------|-------------------------------|--|----------------------------------|--|
| | | | | | | | | | | 11 | 12 | 13 | 14 | 15 | | | | | | | |
| CUSIP Identification | Description | Foreign | Disposal Date | Name of Purchaser | Number of Shares of Stock | Consideration | Par Value | Actual Cost | Prior Year Book/Adjusted Carrying Value | Unrealized Valuation Increase/(Decrease) | Current Year's (Amortization)/Accretion | Current Year's Other Than Temporary Impairment Recognized | Total Change in Book/Adjusted Carrying Value (11 + 12 - 13) | Total Foreign Exchange in Book /Adjusted Carrying Value | Book/Adjusted Carrying Value at Disposal Date | Foreign Exchange Gain (Loss) on Disposal | Realized Gain (Loss) on Disposal | Total Gain (Loss) on Disposal | Bond Interest/Stock Dividends Received During Year | Stated Contractual Maturity Date | NAIC Designation and Administrative Symbol /Market Indicator (a) |
| 03066F-AE-1 | AmeriCredit Auto AMCAR 2017-4 A3 ABS 2.040% 07/18/22 | | 09/18/2019 | Paydown | | 378,326 | 378,326 | 378,316 | 378,316 | 0 | 11 | 0 | 11 | 0 | 378,326 | 0 | 0 | 0 | 5,356 | 07/18/2022 | 1FE |
| 03066L-AB-4 | AmeriCredit Auto AMCAR 2018-2 A2A ABS 2.860% 11/18/21 | | 09/18/2019 | Paydown | | 747,860 | 747,860 | 747,800 | 747,811 | 0 | 49 | 0 | 49 | 0 | 747,860 | 0 | 0 | 0 | 14,284 | 11/18/2021 | 1FE |
| 037833-CZ-1 | APPLE INC Corp Note MW 1.500% 09/12/19 | | 09/12/2019 | Maturity | | 209,000 | 209,000 | 208,820 | 208,937 | 0 | 63 | 0 | 63 | 0 | 209,000 | 0 | 0 | 0 | 3,135 | 09/12/2019 | 1FE |
| 039483-BP-6 | ARCHER-DANIELS Corp Note Call MW 3.375% 03/15/22 | | 09/26/2019 | Amherst Sec Group | | 1,023,076 | 990,000 | 1,022,507 | 0 | 0 | (1,891) | 0 | (1,891) | 0 | 1,020,617 | 0 | 2,459 | 2,459 | 18,098 | 03/15/2022 | 1FE |
| 06050T-MH-2 | BANK OF AMERICA Corp Note Call 2.394% 08/28/20 | | 08/28/2019 | Call 100.0000 | | 597,000 | 597,000 | 597,000 | 597,000 | 0 | 0 | 0 | 0 | 0 | 597,000 | 0 | 0 | 0 | 12,987 | 08/28/2020 | 1FE |
| 06051G-TF-1 | BANK OF AMER CRP Corp Note Non Call 2.625% 10/19/20 | | 09/25/2019 | Market Axxess | | 1,358,073 | 1,350,000 | 1,338,566 | 1,345,393 | 0 | 1,861 | 0 | 1,861 | 0 | 1,347,253 | 0 | 10,820 | 10,820 | 33,272 | 10/19/2020 | 1FE |
| 084670-BJ-6 | BERKSHIRE HATHIY Corp Note MW 3.000% 02/11/23 | | 09/25/2019 | SumRidge Partners | | 517,460 | 500,000 | 514,325 | 507,768 | 0 | (1,337) | 0 | (1,337) | 0 | 506,432 | 0 | 11,028 | 11,028 | 16,917 | 02/11/2023 | 1FE |
| 14314J-AC-4 | CarMax Auto Owne CARMX 2017-1 A3 ABS 1.980% 11/15/21 | | 09/15/2019 | Paydown | | 59,605 | 59,605 | 59,852 | 59,686 | 0 | (81) | 0 | (81) | 0 | 59,605 | 0 | 0 | 0 | 787 | 11/15/2021 | 1FE |
| 165183-BN-3 | Chesapeake Fundi CFII 2018-2A A1 ABS Prv Plc 3.230% 08/15/30 | | 09/25/2019 | Mitsubishi Bank LTD | | 3,001,956 | 2,963,180 | 2,962,838 | 2,962,881 | 0 | 71 | 0 | 71 | 0 | 2,962,952 | 0 | 39,004 | 39,004 | 74,707 | 08/15/2030 | 1FE |
| 165183-BN-3 | Chesapeake Fundi CFII 2018-2A A1 ABS Prv Plc 3.230% 08/15/30 | | 09/15/2019 | Paydown | | 302,151 | 302,151 | 302,116 | 302,120 | 0 | 31 | 0 | 31 | 0 | 302,151 | 0 | 0 | 0 | 6,543 | 08/15/2030 | 1FE |
| 165183-BY-9 | Chesapeake Fundi CFII 2019-1A A1 ABS Prv Plc 2.940% 04/15/31 | | 09/15/2019 | Paydown | | 219,641 | 219,641 | 219,609 | 0 | 0 | 33 | 0 | 33 | 0 | 219,641 | 0 | 0 | 0 | 2,516 | 04/15/2031 | 1FE |
| 17326F-AA-5 | CITIGROUP COMMERCIAL 2017-C4 A1 CMBS 2.121% 10/12/50 | | 09/01/2019 | Paydown | | 28,038 | 28,038 | 28,038 | 28,032 | 0 | 6 | 0 | 6 | 0 | 28,038 | 0 | 0 | 0 | 396 | 10/12/2050 | 1FM |
| 20030N-CH-2 | COMCAST CORP Corp Note Call MW 3.550% 05/01/28 | | 09/25/2019 | US Bank | | 268,475 | 251,000 | 250,114 | 250,171 | 0 | 56 | 0 | 56 | 0 | 250,226 | 0 | 18,248 | 18,248 | 8,069 | 05/01/2028 | 1FE |
| 233851-CF-9 | DAIMLER FINANCE Corp Note MW Prv Plc 1.500% 07/05/19 | | 07/05/2019 | Maturity | | 280,000 | 280,000 | 275,710 | 278,110 | 0 | 1,890 | 0 | 1,890 | 0 | 280,000 | 0 | 0 | 0 | 4,200 | 07/05/2019 | 1FE |
| 24422E-UQ-0 | JOHN DEERE CAP Corp Note Non Call 3.200% 01/10/22 | | 09/26/2019 | Toronto Dominion Sec | | 3,144,119 | 3,060,000 | 3,115,770 | 0 | 0 | (9,713) | 0 | (9,713) | 0 | 3,106,057 | 0 | 38,062 | 38,062 | 70,720 | 01/10/2022 | 1FE |
| 25468P-DM-5 | WALT DISNEY CO Corp Note MW 1.850% 07/30/26 | | 09/25/2019 | US Bank | | 856,089 | 870,000 | 851,704 | 855,860 | 0 | 1,284 | 0 | 1,284 | 0 | 857,144 | 0 | (1,055) | (1,055) | 18,643 | 07/30/2026 | 1FE |
| 25746U-CJ-6 | DOMINION ENERGY Corp Note Call MW 2.000% 08/15/21 | | 09/26/2019 | Mitsubishi Bank LTD | | 786,729 | 790,000 | 788,870 | 789,396 | 0 | 169 | 0 | 169 | 0 | 789,565 | 0 | (2,836) | (2,836) | 17,775 | 08/15/2021 | 2FE |
| 26884A-BC-6 | ERP OPERATING LP Corp Note Call MW 2.375% 07/01/19 | | 07/01/2019 | Maturity | | 205,000 | 205,000 | 204,758 | 204,912 | 0 | 88 | 0 | 88 | 0 | 205,000 | 0 | 0 | 0 | 4,869 | 07/01/2019 | 1FE |
| 29373F-AB-0 | Enterprise Fleet EFF 2018-2 A2 ABS Prv Plc 3.140% 02/20/24 | | 09/20/2019 | Paydown | | 436,624 | 436,624 | 436,558 | 436,568 | 0 | 56 | 0 | 56 | 0 | 436,624 | 0 | 0 | 0 | 9,130 | 02/20/2024 | 1FE |
| 29379V-AZ-6 | ENTERPRISE PRODU Corp Note Call MW 3.350% 03/15/23 | | 09/25/2019 | Janney Montgomery, Scott | | 1,260,821 | 1,220,000 | 1,206,055 | 1,207,411 | 0 | 2,065 | 0 | 2,065 | 0 | 1,209,476 | 0 | 51,345 | 51,345 | 42,232 | 03/15/2023 | 2FE |
| 30231G-BC-5 | EXXON MOBIL CORP Corp Note Call 2.019% 08/16/24 | | 09/25/2019 | Deutsche Bank | | 1,944,540 | 1,935,000 | 1,935,000 | 0 | 0 | 0 | 0 | 0 | 1,935,000 | 0 | 9,540 | 9,540 | 4,449 | 08/16/2024 | 1FE | |
| 341081-FW-2 | FLORIDA POWER & Corp Note Call 2.639% 05/06/22 | | 09/09/2019 | Wells Fargo | | 400,000 | 400,000 | 400,000 | 0 | 0 | 0 | 0 | 0 | 400,000 | 0 | 0 | 0 | 4,054 | 05/06/2022 | 1FE | |
| 34528F-AD-0 | Ford Credit Auto FORDO 2018-A A3 ABS 3.030% 11/15/22 | | 09/26/2019 | HSBC Securities Inc | | 2,393,052 | 2,370,000 | 2,372,685 | 2,372,119 | 0 | (945) | 0 | (945) | 0 | 2,371,174 | 0 | 21,878 | 21,878 | 56,252 | 11/15/2022 | 1FE |
| 34531D-AD-0 | FORDL 2017-B A4 FORDL 2017-B A3 ABS 2.030% 12/15/20 | | 09/15/2019 | Paydown | | 779,144 | 779,144 | 779,110 | 779,117 | 0 | 27 | 0 | 27 | 0 | 779,144 | 0 | 0 | 0 | 10,596 | 12/15/2020 | 1FE |
| 34531H-AD-1 | Ford Credit Auto FORDO 2017-B A3 ABS 1.690% 11/15/21 | | 09/26/2019 | LLoyds Bank/Sec | | 1,064,987 | 1,067,197 | 1,067,149 | 1,067,163 | 0 | 5 | 0 | 5 | 0 | 1,067,168 | 0 | (2,181) | (2,181) | 14,128 | 11/15/2021 | 1FE |
| 34531H-AD-1 | Ford Credit Auto FORDO 2017-B A3 ABS 1.690% 11/15/21 | | 09/15/2019 | Paydown | | 310,504 | 310,504 | 310,490 | 310,494 | 0 | 10 | 0 | 10 | 0 | 310,504 | 0 | 0 | 0 | 3,504 | 11/15/2021 | 1FE |
| 34532E-AE-5 | Ford Credit Auto FORDO 2016-B A4 ABS 1.520% 08/15/21 | | 09/15/2019 | Paydown | | 193,352 | 193,352 | 192,407 | 193,003 | 0 | 348 | 0 | 348 | 0 | 193,352 | 0 | 0 | 0 | 2,132 | 08/15/2021 | 1FE |
| 345397-YS-6 | FORD MOTOR CRED Corp Note Non Call 2.343% 11/02/20 | | 09/26/2019 | Harris Nesbitt Corp | | 1,242,238 | 1,250,000 | 1,250,000 | 1,250,000 | 0 | 0 | 0 | 0 | 0 | 1,250,000 | 0 | (7,763) | (7,763) | 26,684 | 11/02/2020 | 2FE |
| 36256U-AC-2 | GM Financial Aut GMLT 2019-1 A2B ABS 2.284% 04/20/21 | | 09/25/2019 | Goldman Sachs | | 1,725,191 | 1,724,787 | 1,724,787 | 0 | 0 | 0 | 0 | 0 | 1,724,787 | 0 | 404 | 404 | 27,224 | 04/20/2021 | 1FE | |

E05.3

STATEMENT AS OF SEPTEMBER 30, 2019 OF THE UnitedHealthcare Plan of the River Valley, Inc.

SCHEDULE D - PART 4

Show All Long-Term Bonds and Stock Sold, Redeemed or Otherwise Disposed of During the Current Quarter

| 1 | 2 | 3 | 4 | 5 | 6 | 7 | 8 | 9 | 10 | Change In Book/Adjusted Carrying Value | | | | | 16 | 17 | 18 | 19 | 20 | 21 | 22 |
|----------------------|--|---------|---------------|--------------------------------|---------------------------|---------------|-----------|-------------|---|--|---|---|---|--|---|--|----------------------------------|-------------------------------|--|----------------------------------|--|
| | | | | | | | | | | 11 | 12 | 13 | 14 | 15 | | | | | | | |
| CUSIP Identification | Description | Foreign | Disposal Date | Name of Purchaser | Number of Shares of Stock | Consideration | Par Value | Actual Cost | Prior Year Book/Adjusted Carrying Value | Unrealized Valuation Increase/(Decrease) | Current Year's (Amortization)/Accretion | Current Year's Other Than Temporary Impairment Recognized | Total Change in Book/Adjusted Carrying Value (11 + 12 - 13) | Total Foreign Exchange Change in Book /Adjusted Carrying Value | Book/Adjusted Carrying Value at Disposal Date | Foreign Exchange Gain (Loss) on Disposal | Realized Gain (Loss) on Disposal | Total Gain (Loss) on Disposal | Bond Interest/Stock Dividends Received During Year | Stated Contractual Maturity Date | NAIC Designation and Administrative Symbol /Market Indicator (a) |
| 36256U-AC-2 | GM Financial Aut GMLT 2019-1 A2B ABS 2.284% 04/20/21 | | 09/20/2019 | Paydown | | 75,213 | 75,213 | 75,213 | 0 | 0 | 0 | 0 | 0 | 75,213 | 0 | 0 | 0 | 0 | 1,159 | 04/20/2021 | 1FE |
| 36962G-4D-3 | GEN ELEC CAP CRP Corp Note Non Call 6.000% 08/07/19 | | 08/07/2019 | Maturity | | 285,000 | 285,000 | 303,593 | 291,590 | 0 | (6,590) | 0 | (6,590) | 285,000 | 0 | 0 | 0 | 0 | 17,100 | 08/07/2019 | 2FE |
| 37045X-AN-6 | GEN MOTORS FIN Corp Note MW 3.500% 07/10/19 | | 07/10/2019 | Maturity | | 146,000 | 146,000 | 146,888 | 146,429 | 0 | (429) | 0 | (429) | 146,000 | 0 | 0 | 0 | 0 | 5,110 | 07/10/2019 | 2FE |
| 38013F-AD-3 | GM Financial Sec GMCAR 2018-4 A3 ABS 3.210% 10/16/23 | | 09/26/2019 | JP Morgan Chase | | 1,603,424 | 1,575,000 | 1,591,611 | 0 | 0 | (4,122) | 0 | (4,122) | 1,587,490 | 0 | 15,934 | 15,934 | 0 | 26,824 | 10/16/2023 | 1FE |
| 437076-BN-1 | HOME DEPOT INC Corp Note Call MW 2.125% 09/15/26 | | 09/26/2019 | Morgan Stanley | | 666,000 | 670,000 | 662,657 | 664,203 | 0 | 516 | 0 | 516 | 664,719 | 0 | 1,281 | 1,281 | 0 | 14,831 | 09/15/2026 | 1FE |
| 43811B-AC-8 | Honda Auto Recei HAROT 2017-2 A3 ABS 1.680% 08/16/21 | | 09/26/2019 | LLoyds Bank/Sec | | 1,314,072 | 1,316,850 | 1,316,736 | 1,316,787 | 0 | 14 | 0 | 14 | 1,316,801 | 0 | (2,729) | (2,729) | 0 | 17,330 | 08/16/2021 | 1FE |
| 43811B-AC-8 | Honda Auto Recei HAROT 2017-2 A3 ABS 1.680% 08/16/21 | | 09/15/2019 | Paydown | | 381,506 | 381,506 | 381,473 | 381,487 | 0 | 18 | 0 | 18 | 381,506 | 0 | 0 | 0 | 0 | 4,272 | 08/16/2021 | 1FE |
| 43813F-AC-7 | Honda Auto Recei HAROT 2017-4 A3 ABS 2.050% 11/22/21 | | 09/21/2019 | Paydown | | 108,345 | 108,345 | 108,330 | 108,335 | 0 | 10 | 0 | 10 | 108,345 | 0 | 0 | 0 | 0 | 1,482 | 11/22/2021 | 1FE |
| 43815H-AC-1 | Honda Auto Recei HAROT 2018-3 A3 ABS 2.950% 08/22/22 | | 09/26/2019 | Wachovia Bank | | 2,427,750 | 2,400,000 | 2,399,671 | 2,399,704 | 0 | 75 | 0 | 75 | 2,399,779 | 0 | 27,971 | 27,971 | 0 | 54,280 | 08/22/2022 | 1FE |
| 43815M-AC-0 | Honda Auto Recei HAROT 2019-2 A3 ABS 2.520% 06/21/23 | | 09/26/2019 | Barclays Group Inc. | | 1,910,524 | 1,890,000 | 1,889,930 | 0 | 0 | 2 | 0 | 2 | 1,889,931 | 0 | 20,593 | 20,593 | 0 | 15,611 | 06/21/2023 | 1FE |
| 438516-BU-9 | HONEYWELL INTL Corp Note Call MW 2.700% 08/15/29 | | 09/26/2019 | Barclays Group Inc. | | 1,652,912 | 1,600,000 | 1,594,288 | 0 | 0 | 69 | 0 | 69 | 1,594,357 | 0 | 58,555 | 58,555 | 0 | 6,240 | 08/15/2029 | 1FE |
| 448969-AB-1 | HALST 2019-A A2 HALST 2019-A A2 ABS 2.920% 07/15/21 | | 09/15/2019 | Paydown | | 22,383 | 22,383 | 22,383 | 0 | 0 | 0 | 0 | 0 | 22,383 | 0 | 0 | 0 | 0 | 372 | 07/15/2021 | 1FE |
| 44932N-AD-2 | Hyundai Auto Rec HART 2019-A A3 ABS 2.660% 06/15/23 | | 09/26/2019 | Mitsubishi Bank LTD | | 2,210,008 | 2,185,000 | 2,184,712 | 0 | 0 | 47 | 0 | 47 | 2,184,759 | 0 | 25,249 | 25,249 | 0 | 26,962 | 06/15/2023 | 1FE |
| 49326E-EF-6 | KEYCORP Corp Note Non Call 2.900% 09/15/20 | | 09/25/2019 | Keybank Capital Markets | | 533,636 | 530,000 | 530,710 | 530,279 | 0 | (119) | 0 | (119) | 530,160 | 0 | 3,476 | 3,476 | 0 | 15,882 | 09/15/2020 | 2FE |
| 49327M-2P-8 | KEY BANK NA Corp Note Non Call Prv Plc 1.600% 08/22/19 | | 08/22/2019 | Maturity | | 500,000 | 500,000 | 492,520 | 495,997 | 0 | 4,003 | 0 | 4,003 | 500,000 | 0 | 0 | 0 | 0 | 8,000 | 08/22/2019 | 1FE |
| 50116W-AC-9 | Kubota Credit Ow KCOT 2016-1A A3 ABS PRV PLC 1.500% 07/15/20 | | 09/15/2019 | Paydown | | 239,445 | 239,445 | 239,387 | 239,434 | 0 | 11 | 0 | 11 | 239,445 | 0 | 0 | 0 | 0 | 2,394 | 07/15/2020 | 1FE |
| 539830-BH-1 | LOCKHEED MARTIN Corp Note Call MW 3.550% 01/15/26 | | 09/26/2019 | Deutsche Bank | | 964,800 | 900,000 | 958,968 | 0 | 0 | (1,510) | 0 | (1,510) | 957,458 | 0 | 7,342 | 7,342 | 0 | 6,656 | 01/15/2026 | 2FE |
| 55279H-AG-5 | MANUF & TRADERS Corp Note Call 2.250% 07/25/19 | | 07/25/2019 | Maturity | | 250,000 | 250,000 | 248,663 | 249,464 | 0 | 536 | 0 | 536 | 250,000 | 0 | 0 | 0 | 0 | 5,625 | 07/25/2019 | 1FE |
| 57636Q-AM-6 | MASTERCARD INC Corp Note Call MW 2.950% 06/01/29 | | 09/26/2019 | Sun Trust | | 1,681,264 | 1,600,000 | 1,597,792 | 0 | 0 | 64 | 0 | 64 | 1,597,856 | 0 | 83,408 | 83,408 | 0 | 15,733 | 06/01/2029 | 1FE |
| 58013M-FF-6 | MCDONALD'S CORP Corp Note Call MW 3.800% 04/01/28 | | 09/26/2019 | US Bank | | 1,989,933 | 1,820,000 | 1,880,078 | 0 | 0 | (3,022) | 0 | (3,022) | 1,877,056 | 0 | 112,877 | 112,877 | 0 | 68,968 | 04/01/2028 | 2FE |
| 58933Y-AX-3 | MERCK & CO INC Corp Note Call MW 3.400% 03/07/29 | | 09/26/2019 | Wachovia Bank | | 1,642,548 | 1,515,000 | 1,506,486 | 0 | 0 | 406 | 0 | 406 | 1,506,892 | 0 | 135,656 | 135,656 | 0 | 29,046 | 03/07/2029 | 1FE |
| 61763M-AB-6 | MORGAN STANLEY B MSBAM 2014-C16 A2 CMBS 2.849% 06/15/47 | | 08/01/2019 | Paydown | | 56,636 | 56,636 | 58,333 | 56,668 | 0 | (32) | 0 | (32) | 56,636 | 0 | 0 | 0 | 0 | 1,227 | 06/15/2047 | 1FM |
| 64952W-DE-0 | NEW YORK LIFE GL Corp Note Non Call Prv Plc 2.536% 01/28/21 | | 09/25/2019 | Wachovia Bank | | 1,176,961 | 1,175,000 | 1,175,000 | 0 | 0 | 0 | 0 | 0 | 1,175,000 | 0 | 1,961 | 1,961 | 0 | 22,032 | 01/28/2021 | 1FE |
| 68389X-AG-0 | ORACLE CORP Corp Note 5.000% 07/08/19 | | 07/08/2019 | Maturity | | 750,000 | 750,000 | 768,098 | 758,966 | 0 | (8,966) | 0 | (8,966) | 750,000 | 0 | 0 | 0 | 0 | 37,500 | 07/08/2019 | 1FE |
| 68389Y-BA-2 | ORACLE CORP Corp Note MW 2.800% 07/08/21 | | 09/24/2019 | Morgan Stanley | | 1,285,367 | 1,265,000 | 1,314,752 | 1,289,424 | 0 | (7,019) | 0 | (7,019) | 1,282,405 | 0 | 2,961 | 2,961 | 0 | 43,094 | 07/08/2021 | 1FE |
| 713448-DC-9 | PEPSICO INC Corp Note Call MW 2.150% 10/14/20 | | 09/24/2019 | Morgan Stanley | | 1,587,837 | 1,585,000 | 1,612,500 | 1,595,736 | 0 | (4,591) | 0 | (4,591) | 1,591,145 | 0 | (3,308) | (3,308) | 0 | 32,374 | 10/14/2020 | 1FE |
| 713448-EL-8 | PEPSICO INC Corp Note Call MW 2.625% 07/29/29 | | 09/24/2019 | Jane Street Execution Services | | 1,644,944 | 1,600,000 | 1,596,018 | 0 | 0 | 56 | 0 | 56 | 1,596,074 | 0 | 48,870 | 48,870 | 0 | 6,650 | 07/29/2029 | 1FE |
| 717081-EA-7 | PFIZER INC Corp Note MW 3.000% 12/15/26 | | 09/24/2019 | BNP Paribar Securities Corp | | 1,317,163 | 1,250,000 | 1,288,825 | 0 | 0 | (729) | 0 | (729) | 1,288,096 | 0 | 29,067 | 29,067 | 0 | 10,521 | 12/15/2026 | 1FE |
| 74368C-AD-6 | PROTECTIVE LIFE Corp Note Non Call Prv Plc 1.555% 09/13/19 | | 09/13/2019 | Maturity | | 696,000 | 696,000 | 684,780 | 689,702 | 0 | 6,298 | 0 | 6,298 | 696,000 | 0 | 0 | 0 | 0 | 10,793 | 09/13/2019 | 1FE |

E05.4

STATEMENT AS OF SEPTEMBER 30, 2019 OF THE UnitedHealthcare Plan of the River Valley, Inc.

SCHEDULE D - PART 4

Show All Long-Term Bonds and Stock Sold, Redeemed or Otherwise Disposed of During the Current Quarter

| 1 | 2 | 3 | 4 | 5 | 6 | 7 | 8 | 9 | 10 | Change In Book/Adjusted Carrying Value | | | | | 16 | 17 | 18 | 19 | 20 | 21 | 22 |
|----------------------|---|---------|---------------|--------------------------------|---------------------------|---------------|-----------|-------------|---|--|---|---|---|--|---|--|----------------------------------|-------------------------------|--|----------------------------------|--|
| | | | | | | | | | | 11 | 12 | 13 | 14 | 15 | | | | | | | |
| CUSIP Identification | Description | Foreign | Disposal Date | Name of Purchaser | Number of Shares of Stock | Consideration | Par Value | Actual Cost | Prior Year Book/Adjusted Carrying Value | Unrealized Valuation Increase/(Decrease) | Current Year's (Amortization)/Accretion | Current Year's Other Than Temporary Impairment Recognized | Total Change in Book/Adjusted Carrying Value (11 + 12 - 13) | Total Foreign Exchange Change in Book /Adjusted Carrying Value | Book/Adjusted Carrying Value at Disposal Date | Foreign Exchange Gain (Loss) on Disposal | Realized Gain (Loss) on Disposal | Total Gain (Loss) on Disposal | Bond Interest/Stock Dividends Received During Year | Stated Contractual Maturity Date | NAIC Designation and Administrative Symbol /Market Indicator (a) |
| 760759-AT-7 | REPUBLIC SVCS Corp Note Call MW 3.950% 05/15/28 | | 09/24/2019 | Merrill Lynch | | 1,647,117 | 1,485,000 | 1,557,062 | 0 | 0 | (3,208) | 0 | (3,208) | 0 | 1,553,854 | 0 | 93,264 | 93,264 | 50,674 | 05/15/2028 | 2FE |
| 774341-AB-7 | ROCKWELL COLLINS Corp Note MW 5.250% 07/15/19 | | 07/15/2019 | Maturity | | 250,000 | 250,000 | 259,465 | 253,594 | 0 | (3,594) | 0 | (3,594) | 0 | 250,000 | 0 | 0 | 0 | 13,125 | 07/15/2019 | 2FE |
| 78355H-JX-8 | RYDER SYSTEM INC Corp Note Call MW 2.450% 09/03/19 | | 09/03/2019 | Maturity | | 121,000 | 121,000 | 120,270 | 120,550 | 0 | 450 | 0 | 450 | 0 | 121,000 | 0 | 0 | 0 | 2,981 | 09/03/2019 | 2FE |
| 80284T-AH-8 | Santander Drive SDART 2017-1 B ABS 2.100% 06/15/21 | | 07/15/2019 | Paydown | | 95,644 | 95,644 | 95,637 | 95,643 | 0 | 1 | 0 | 1 | 0 | 95,644 | 0 | 0 | 0 | 1,172 | 06/15/2021 | 1FE |
| 80285H-AC-4 | Santander Drive SDART 2019-1 A2B ABS 2.298% 01/18/22 | | 09/16/2019 | Paydown | | 283,112 | 283,112 | 283,112 | 0 | 0 | 0 | 0 | 0 | 0 | 283,112 | 0 | 0 | 0 | 3,952 | 01/18/2022 | 1FE |
| 80285H-AE-9 | Santander Drive SDART 2018-4 A3 ABS 3.010% 03/15/22 | | 09/15/2019 | Paydown | | 172,307 | 172,307 | 172,307 | 172,305 | 0 | 2 | 0 | 2 | 0 | 172,307 | 0 | 0 | 0 | 3,890 | 03/15/2022 | 1FE |
| 87612E-BH-8 | TARGET CORP Corp Note Call MW 3.375% 04/15/29 | | 09/24/2019 | Merrill Lynch | | 1,660,732 | 1,535,000 | 1,550,457 | 0 | 0 | (623) | 0 | (623) | 0 | 1,549,835 | 0 | 110,897 | 110,897 | 25,759 | 04/15/2029 | 1FE |
| 89231A-AB-7 | Toyota Auto Rece TAOT 2018-C A2A ABS 2.770% 08/16/21 | | 09/26/2019 | Wachovia Bank | | 1,576,203 | 1,571,843 | 1,571,696 | 1,571,721 | 0 | 34 | 0 | 34 | 0 | 1,571,754 | 0 | 4,448 | 4,448 | 34,106 | 08/16/2021 | 1FE |
| 89231A-AB-7 | Toyota Auto Rece TAOT 2018-C A2A ABS 2.770% 08/16/21 | | 09/15/2019 | Paydown | | 477,956 | 477,956 | 477,911 | 477,918 | 0 | 37 | 0 | 37 | 0 | 477,956 | 0 | 0 | 0 | 8,838 | 08/16/2021 | 1FE |
| 913017-CR-8 | UNITED TECH CORP Corp Note Call MW 3.125% 05/04/27 | | 09/26/2019 | Barclays Group Inc. | | 1,446,820 | 1,380,000 | 1,380,000 | 1,380,000 | 0 | 0 | 0 | 0 | 0 | 1,380,000 | 0 | 66,820 | 66,820 | 39,052 | 05/04/2027 | 2FE |
| 92890H-AB-8 | WEA FINANCE LLC/ Corp Note Call MW Prv Plc 2.700% 09/17/19 | | 09/17/2019 | Maturity | | 200,000 | 200,000 | 199,348 | 199,589 | 0 | 411 | 0 | 411 | 0 | 200,000 | 0 | 0 | 0 | 5,400 | 09/17/2019 | 1FE |
| 94106L-BE-8 | WASTE MANAGEMENT Corp Note Call MW 3.150% 11/15/27 | | 09/24/2019 | US Bank | | 1,650,606 | 1,565,000 | 1,557,081 | 0 | 0 | 399 | 0 | 399 | 0 | 1,557,480 | 0 | 93,125 | 93,125 | 42,588 | 11/15/2027 | 2FE |
| 94106L-BG-3 | WASTE MANAGEMENT Corp Note MW Call 3.450% 06/15/29 | | 09/26/2019 | Merrill Lynch | | 995,920 | 925,000 | 973,313 | 0 | 0 | (700) | 0 | (700) | 0 | 972,613 | 0 | 23,307 | 23,307 | 11,347 | 06/15/2029 | 1FE |
| 98161T-AC-9 | World Omni Auto WOART 2017-B A2B ABS 2.128% 02/16/21 | | 09/16/2019 | Paydown | | 115,147 | 115,147 | 115,147 | 115,147 | 0 | 0 | 0 | 0 | 0 | 115,147 | 0 | 0 | 0 | 1,886 | 02/16/2021 | 1FE |
| 98161V-AB-6 | World Omni Auto WOART 2018-A A2 ABS 2.190% 05/17/21 | | 09/15/2019 | Paydown | | 327,455 | 327,455 | 327,426 | 327,442 | 0 | 12 | 0 | 12 | 0 | 327,455 | 0 | 0 | 0 | 4,796 | 05/17/2021 | 1FE |
| 98162Y-AB-9 | WORLD OMNI AUTO REC WOART 2019-A A2 ABS 3.020% 04/15/22 | | 09/15/2019 | Paydown | | 218,996 | 218,996 | 218,994 | 0 | 0 | 2 | 0 | 2 | 0 | 218,996 | 0 | 0 | 0 | 4,056 | 04/15/2022 | 1FE |
| 98163E-AB-2 | World Omni Auto WOART 2018-C A2 ABS 2.800% 01/18/22 | | 09/15/2019 | Paydown | | 669,175 | 669,175 | 669,170 | 669,165 | 0 | 10 | 0 | 10 | 0 | 669,175 | 0 | 0 | 0 | 12,526 | 01/18/2022 | 1FE |
| 06367T-PX-2 | BANK OF MONTREAL Corp Note Non Call 2.100% 12/12/19 | A | 09/25/2019 | Wachovia Bank | | 1,204,795 | 1,205,000 | 1,210,627 | 1,207,176 | 0 | (1,695) | 0 | (1,695) | 0 | 1,205,480 | 0 | (685) | (685) | 20,033 | 12/12/2019 | 1FE |
| 81376N-AD-7 | Securitized Term SSTRT 2017-2A A3 ABS Prv Plc 2.040% 04/26/21 | A | 09/25/2019 | Paydown | | 393,842 | 393,842 | 393,842 | 393,842 | 0 | 0 | 0 | 0 | 0 | 393,842 | 0 | 0 | 0 | 5,348 | 04/26/2021 | 1FE |
| 81379J-AD-3 | Securitized Term SSTRT 2017-1A A3 ABS Prv Plc 1.890% 08/25/20 | A | 09/25/2019 | Paydown | | 424,916 | 424,916 | 424,916 | 424,916 | 0 | 0 | 0 | 0 | 0 | 424,916 | 0 | 0 | 0 | 5,356 | 08/25/2020 | 1FE |
| 89114Q-C4-8 | TORONTO DOM BANK Corp Note Non Call 3.500% 07/19/23 | A | 09/25/2019 | Morgan Stanley | | 1,580,955 | 1,500,000 | 1,547,844 | 0 | 0 | (5,213) | 0 | (5,213) | 0 | 1,542,631 | 0 | 38,324 | 38,324 | 36,167 | 07/19/2023 | 1FE |
| 02665W-BE-0 | AMERICAN HONDA F Corp Note MW 1.200% 07/12/19 | C | 07/12/2019 | Maturity | | 655,000 | 655,000 | 643,564 | 649,703 | 0 | 5,297 | 0 | 5,297 | 0 | 655,000 | 0 | 0 | 0 | 7,860 | 07/12/2019 | 1FE |
| 111013-AM-0 | BRIT SKY BROADCA Corp Note MW Prv Plc 2.625% 09/16/19 | D | 09/16/2019 | Maturity | | 700,000 | 700,000 | 698,957 | 699,845 | 0 | 155 | 0 | 155 | 0 | 700,000 | 0 | 0 | 0 | 18,375 | 09/16/2019 | 1FE |
| 585055-BS-4 | MEDTRONIC INC Corp Note MW 3.500% 03/15/25 | C | 09/26/2019 | Jane Street Execution Services | | 718,669 | 670,000 | 693,725 | 0 | 0 | (1,854) | 0 | (1,854) | 0 | 691,871 | 0 | 26,798 | 26,798 | 12,702 | 03/15/2025 | 1FE |
| 585055-BS-4 | MEDTRONIC INC Corp Note MW 3.500% 03/15/25 | C | 07/12/2019 | Redemption 106.8040 | | 891,813 | 835,000 | 864,567 | 0 | 0 | (1,313) | 0 | (1,313) | 0 | 863,254 | 0 | 28,559 | 28,559 | 9,498 | 03/15/2025 | 1FE |
| 654740-AQ-2 | NISSAN MOTOR ACC Corp Note Non Call Prv Plc 2.647% 09/13/19 | C | 09/13/2019 | Maturity | | 364,000 | 364,000 | 364,000 | 364,000 | 0 | 0 | 0 | 0 | 0 | 364,000 | 0 | 0 | 0 | 8,674 | 09/13/2019 | 1FE |
| 654740-AR-0 | NISSAN MOTOR ACC Corp Note MW Prv Plc 1.550% 09/13/19 | C | 09/13/2019 | Maturity | | 319,000 | 319,000 | 313,454 | 315,890 | 0 | 3,110 | 0 | 3,110 | 0 | 319,000 | 0 | 0 | 0 | 4,945 | 09/13/2019 | 1FE |
| 89153V-AS-8 | TOTAL CAP INTL Corp Note Call MW 2.434% 01/10/25 | D | 09/25/2019 | Merrill Lynch | | 1,620,128 | 1,600,000 | 1,605,168 | 0 | 0 | (156) | 0 | (156) | 0 | 1,605,012 | 0 | 15,116 | 15,116 | 8,330 | 01/10/2025 | 1FE |

E05.5

STATEMENT AS OF SEPTEMBER 30, 2019 OF THE UnitedHealthcare Plan of the River Valley, Inc.

SCHEDULE D - PART 4

Show All Long-Term Bonds and Stock Sold, Redeemed or Otherwise Disposed of During the Current Quarter

| 1 CUSIP Ident- ification | 2 Description | 3 For- eign | 4 Disposal Date | 5 Name of Purchaser | 6 Number of Shares of Stock | 7 Consid- eration | 8 Par Value | 9 Actual Cost | 10 Prior Year Book/ Adjusted Carrying Value | Change In Book/Adjusted Carrying Value | | | | | 16 Book/ Adjusted Carrying Value at Disposal Date | 17 Foreign Exchange Gain (Loss) on Disposal | 18 Realized Gain (Loss) on Disposal | 19 Total Gain (Loss) on Disposal | 20 Bond Interest/ Stock Dividends Received During Year | 21 Stated Con- tractual Maturity Date | 22 NAIC Desig- nation and Admini- strative Symbol /Market Indicator (a) | |
|-----------------------------------|--|-------------------|-----------------------|---------------------------|--------------------------------------|-------------------------|----------------|---------------------|--|--|--|---|---|---|---|--|---|---|--|--|---|-----|
| | | | | | | | | | | 11 Unrealized Valuation Increase/ (Decrease) | 12 Current Year's (Amor- tization)/ Accretion | 13 Current Year's Other Than Temporary Impairment Recog- nized | 14 Total Change in Book/ Adjusted Carrying Value (11 + 12 - 13) | 15 Total Foreign Exchange Change in Book /Adjusted Carrying Value | | | | | | | | |
| 3899999 | Subtotal - Bonds - Industrial and Miscellaneous (Unaffiliated) | | | | | 85,741,581 | 83,849,802 | 84,549,116 | 46,872,183 | 0 | (56,395) | 0 | (56,395) | 0 | 84,416,937 | 0 | 1,324,641 | 1,324,641 | 1,662,772 | XXX | XXX | |
| 8399997 | Total - Bonds - Part 4 | | | | | 198,066,057 | 189,187,047 | 197,669,746 | 148,574,620 | 0 | (851,510) | 0 | (851,510) | 0 | 193,595,408 | 0 | 4,470,643 | 4,470,643 | 4,592,233 | XXX | XXX | |
| 8399998 | Total - Bonds - Part 5 | | | | | XXX | XXX | XXX | XXX | XXX | XXX | XXX | XXX | XXX | XXX | XXX | XXX | XXX | XXX | XXX | XXX | XXX |
| 8399999 | Total - Bonds | | | | | 198,066,057 | 189,187,047 | 197,669,746 | 148,574,620 | 0 | (851,510) | 0 | (851,510) | 0 | 193,595,408 | 0 | 4,470,643 | 4,470,643 | 4,592,233 | XXX | XXX | |
| 8999997 | Total - Preferred Stocks - Part 4 | | | | | 0 | XXX | 0 | 0 | 0 | 0 | 0 | 0 | 0 | 0 | 0 | 0 | 0 | 0 | 0 | XXX | XXX |
| 8999998 | Total - Preferred Stocks - Part 5 | | | | | XXX | XXX | XXX | XXX | XXX | XXX | XXX | XXX | XXX | XXX | XXX | XXX | XXX | XXX | XXX | XXX | XXX |
| 8999999 | Total - Preferred Stocks | | | | | 0 | XXX | 0 | 0 | 0 | 0 | 0 | 0 | 0 | 0 | 0 | 0 | 0 | 0 | 0 | XXX | XXX |
| 9799997 | Total - Common Stocks - Part 4 | | | | | 0 | XXX | 0 | 0 | 0 | 0 | 0 | 0 | 0 | 0 | 0 | 0 | 0 | 0 | 0 | XXX | XXX |
| 9799998 | Total - Common Stocks - Part 5 | | | | | XXX | XXX | XXX | XXX | XXX | XXX | XXX | XXX | XXX | XXX | XXX | XXX | XXX | XXX | XXX | XXX | XXX |
| 9799999 | Total - Common Stocks | | | | | 0 | XXX | 0 | 0 | 0 | 0 | 0 | 0 | 0 | 0 | 0 | 0 | 0 | 0 | 0 | XXX | XXX |
| 9899999 | Total - Preferred and Common Stocks | | | | | 0 | XXX | 0 | 0 | 0 | 0 | 0 | 0 | 0 | 0 | 0 | 0 | 0 | 0 | 0 | XXX | XXX |
| 9999999 | - Totals | | | | | 198,066,057 | XXX | 197,669,746 | 148,574,620 | 0 | (851,510) | 0 | (851,510) | 0 | 193,595,408 | 0 | 4,470,643 | 4,470,643 | 4,592,233 | XXX | XXX | |

(a) For all common stock bearing the NAIC market indicator "U" provide: the number of such issues.....0

Schedule DB - Part A - Section 1 - Options, Caps, Floors, Collars, Swaps and Forwards Open

N O N E

Schedule DB - Part B - Section 1 - Futures Contracts Open

N O N E

Schedule DB - Part B - Section 1B - Brokers with whom cash deposits have been made

N O N E

Schedule DB - Part D - Section 1 - Counterparty Exposure for Derivative Instruments Open

N O N E

Schedule DB - Part D-Section 2 - Collateral for Derivative Instruments Open - Pledged By

N O N E

Schedule DB - Part D-Section 2 - Collateral for Derivative Instruments Open - Pledged To

N O N E

Schedule DL - Part 1 - Reinvested Collateral Assets Owned

N O N E

Schedule DL - Part 2 - Reinvested Collateral Assets Owned

N O N E

STATEMENT AS OF SEPTEMBER 30, 2019 OF THE UnitedHealthcare Plan of the River Valley, Inc.

SCHEDULE E - PART 2 - CASH EQUIVALENTS

Show Investments Owned End of Current Quarter

| 1 CUSIP | 2 Description | 3 Code | 4 Date Acquired | 5 Rate of Interest | 6 Maturity Date | 7 Book/Adjusted Carrying Value | 8 Amount of Interest Due and Accrued | 9 Amount Received During Year |
|---|---|-----------|--------------------|-----------------------|--------------------|--------------------------------------|--|-------------------------------------|
| 0599999. Total - U.S. Government Bonds | | | | | | 0 | 0 | 0 |
| 1099999. Total - All Other Government Bonds | | | | | | 0 | 0 | 0 |
| 1799999. Total - U.S. States, Territories and Possessions Bonds | | | | | | 0 | 0 | 0 |
| 2499999. Total - U.S. Political Subdivisions Bonds | | | | | | 0 | 0 | 0 |
| 3199999. Total - U.S. Special Revenues Bonds | | | | | | 0 | 0 | 0 |
| 3899999. Total - Industrial and Miscellaneous (Unaffiliated) Bonds | | | | | | 0 | 0 | 0 |
| 4899999. Total - Hybrid Securities | | | | | | 0 | 0 | 0 |
| 5599999. Total - Parent, Subsidiaries and Affiliates Bonds | | | | | | 0 | 0 | 0 |
| 6099999. Subtotal - SVO Identified Funds | | | | | | 0 | 0 | 0 |
| 6599999. Subtotal - Bank Loans | | | | | | 0 | 0 | 0 |
| 7799999. Total - Issuer Obligations | | | | | | 0 | 0 | 0 |
| 7899999. Total - Residential Mortgage-Backed Securities | | | | | | 0 | 0 | 0 |
| 7999999. Total - Commercial Mortgage-Backed Securities | | | | | | 0 | 0 | 0 |
| 8099999. Total - Other Loan-Backed and Structured Securities | | | | | | 0 | 0 | 0 |
| 8199999. Total - SVO Identified Funds | | | | | | 0 | 0 | 0 |
| 8299999. Total - Bank Loans | | | | | | 0 | 0 | 0 |
| 8399999. Total Bonds | | | | | | 0 | 0 | 0 |
| 09248U-71-8 | BlackRock Liquidity Funds T-Fund Port | | .09/03/2019 | 0.000 | | 47,698 | .0 | 883 |
| 38141W-32-3 | Goldman Sachs Treasury Obligations Fund | | .09/03/2019 | 0.000 | | 17,349 | .0 | 690 |
| 38142B-88-0 | Goldman Sachs Financial Square Federal Fund | | .09/03/2019 | 0.000 | | 288,062 | .0 | 1,470 |
| 61747C-58-2 | Morgan Stanley Institutional Liquidity Fund Treasury Port | | .09/03/2019 | 0.000 | | 4,680 | .0 | 395 |
| 825252-40-6 | Invesco AIM STIT TREASURY MMF | | .09/03/2019 | 0.000 | | 8,201 | .0 | 719 |
| 94975H-29-6 | Wells Fargo Treasury Plus MMKT Fund - Inst | | .09/03/2019 | 0.000 | | 8,673 | .0 | 1,232 |
| 8599999. Subtotal - Exempt Money Market Mutual Funds - as Identified by the SVO | | | | | | 374,663 | 0 | 5,389 |
| 147539-67-0 | DEUTSCHE INV MGT CASH ACCT GOV/AGENCY DIS-1ST | | .09/03/2019 | 0.000 | | 49,259 | .0 | 1,029 |
| 25160K-20-7 | DEUTSCHE GOV MMKT Gov Series Ins Shares | | .09/03/2019 | 0.000 | | 400,401 | .0 | 16,599 |
| 26200T-10-9 | Dreyfus Inst Preferred Money Market | | .09/03/2019 | 0.000 | | 523,433 | .0 | 31,781 |
| 26200X-20-9 | Dreyfus Inst Pred Govt MMF-Hamilton | | .09/04/2019 | 0.000 | | 8,957 | .0 | 12,905 |
| 38141W-27-3 | Goldman Sachs Government Fund | | .09/03/2019 | 0.000 | | 70,223 | .0 | 35,977 |
| 38141W-36-4 | Goldman Sachs Prime Oblg Fund - Inst | | .09/03/2019 | 0.000 | | 10,052,134 | .0 | 75,872 |
| 40428X-10-7 | HSBC HSBC US GOVT MMKT-I | | .09/06/2019 | 0.000 | | 291,190 | .0 | 17,893 |
| 4812A0-36-7 | JP Morgan Prime MMF | | .09/03/2019 | 0.000 | | 512,129 | .0 | 31,770 |
| 4812C0-67-0 | JP Morgan US Govt MMKT OP | | .09/20/2019 | 0.000 | | 50,645 | .0 | 4,992 |
| 61747C-70-7 | Morgan Stanley Institutional Liquidity Fund Government Port | | .09/06/2019 | 0.000 | | 77,735 | .0 | 12,860 |
| 61747C-71-5 | Morgan Stanley Institutional Liquidity Funds Prime Port | | .09/03/2019 | 0.000 | | 2,175,296 | .0 | 14,465 |
| 665278-70-1 | Northern Inst Govt Select Port | | .09/30/2019 | 0.000 | | 5,724,839 | .0 | 36,068 |
| 69351J-15-7 | PNC GOVT MONEY MARKET FUND | | .09/23/2019 | 0.000 | | 262,120 | .0 | 14,505 |
| 74926P-69-6 | TUGXX US Equity US Government Money Market | | .09/03/2019 | 0.000 | | 6,860 | .0 | 775 |
| 825252-88-5 | Invesco AIM STIT GOVT & AGENCY-INST MMF | | .09/06/2019 | 0.000 | | 196,635 | .0 | 40,662 |
| 94975P-40-5 | Wells Fargo Government MMKT Fund-Inst Cls | | .09/13/2019 | 0.000 | | 37,397 | .0 | 11,202 |
| 8699999. Subtotal - All Other Money Market Mutual Funds | | | | | | 20,439,253 | 0 | 359,355 |
| 8899999 - Total Cash Equivalents | | | | | | 20,813,916 | 0 | 364,744 |

STATEMENT AS OF September 30, 2019 OF UNITEDHEALTHCARE PLAN OF THE RIVER VALLEY, INC

EXHIBIT OF PREMIUMS, ENROLLMENT AND UTILIZATION

| Tennessee | 1 | Comprehensive (Hospital & Medical) | | 4 | 5 | 6 | 7 | 8 | 9 | 10 | 10 |
|---|---------------|---------------------------------------|-----------|------------------------|----------------|----------------|--|-------------|---------------|-----------|-------|
| | | 2 | 3 | | | | | | | | |
| | Total | Individual | Group | Medicare Supplement | Vision Only | Dental Only | Federal Employees Health Benefit Plan | Medicare | Medicaid | Stop Loss | Other |
| Total Members at end of: | | | | | | | | | | | |
| 1. Prior Year | 482,870 | - | 311 | - | - | - | - | 60,890 | 421,669 | - | - |
| 2. First Quarter | 485,208 | - | 256 | - | - | - | - | 61,634 | 423,318 | - | - |
| 3. Second Quarter | 485,188 | - | 188 | - | - | - | - | 62,222 | 422,778 | - | - |
| 4. Third Quarter | 481,344 | - | 190 | - | - | - | - | 62,210 | 418,944 | - | - |
| 5. Current Year | - | - | - | - | - | - | - | - | - | - | - |
| 6. Current Year Member Months | 4,345,197 | - | 1,986 | - | - | - | - | 557,598 | 3,785,613 | - | - |
| Total Member Ambulatory Encounters for Year: | | | | | | | | | | | |
| 7. Physician | 4,055,728 | - | 1,903 | - | - | - | - | 1,381,070 | 2,672,755 | - | - |
| 8. Non-Physician | 1,972,546 | - | 91 | - | - | - | - | 714,128 | 1,258,327 | - | - |
| 9. Total | 6,028,273 | - | 1,994 | - | - | - | - | 2,095,198 | 3,931,081 | - | - |
| 10. Hospital Patient Days Incurred | 1,952,267 | - | 34 | - | - | - | - | 195,303 | 1,756,930 | - | - |
| 11. Number of Inpatient Admissions | 136,083 | - | 6 | - | - | - | - | 25,335 | 110,742 | - | - |
| 12. Health Premiums Written | 2,204,863,943 | - | 1,016,233 | - | - | - | - | 779,025,067 | 1,424,822,643 | - | - |
| 13. Life Premiums Direct | - | - | - | - | - | - | - | - | - | - | - |
| 14. Property/Casualty Premiums Written | - | - | - | - | - | - | - | - | - | - | - |
| 15. Health Premiums Earned | 2,246,877,962 | - | 1,016,233 | - | - | - | - | 821,039,086 | 1,424,822,643 | - | - |
| 16. Property/Casualty Premiums Earned | - | - | - | - | - | - | - | - | - | - | - |
| 17. Amount Paid for Provision of Health Care Services | 1,884,433,120 | - | 758,796 | - | - | - | - | 675,433,636 | 1,208,240,688 | - | - |
| 18. Amount Incurred for Provision of Health Care Services | 1,888,860,597 | - | 683,609 | - | - | - | - | 687,977,861 | 1,200,199,127 | - | - |

STATEMENT AS OF SEPTEMBER 30, 2019 FOR
UNITEDHEALTHCARE PLAN OF THE RIVER VALLEY, INC.

EXHIBIT 2 - ACCIDENT AND HEALTH PREMIUMS DUE AND UNPAID

Individually list all debtors with account balances the greater of 10% of gross Premiums Receivable or \$10,000.

| Name of Debtor | 1-30 Days | 31-60 Days | 61-90 Days | Over 90 Days | Non Admitted | Admitted |
|---|-----------|------------|------------|--------------|--------------|-------------|
| Total Individuals | - | - | - | - | - | - |
| Group subscribers: | | | | | | |
| Group subscriber subtotal | - | - | - | - | - | - |
| Premiums due and unpaid not individually listed | 262,094 | 6,544 | - | 30,968 | 42,454 | 257,152 |
| Total group | 262,094 | 6,544 | - | 30,968 | 42,454 | 257,152 |
| Premiums due and unpaid from Medicare entities | 3,526 | 2,610 | 18,967,750 | 11,152 | 20,732 | 18,964,306 |
| Premiums due and unpaid from Medicaid entities | 2,911,975 | 1,915,750 | 1,347,802 | 238,070,812 | - | 244,246,339 |
| Accident and health premiums due and unpaid (Page 2, Line 15) | 3,177,595 | 1,924,904 | 20,315,552 | 238,112,932 | 63,186 | 263,467,797 |

STATEMENT AS OF SEPTEMBER 30, 2019 OF UNITEDHEALTHCARE PLAN OF THE RIVER VALLEY, INC.

Exhibit 3 - Health Care Receivables

| | 2 1 - 30 Days | 3 31 - 60 Days | 4 61 - 90 Days | 5 Over 90 Days | 6 Nonadmitted | 7 Admitted |
|---|------------------|-------------------|-------------------|-------------------|------------------|---------------|
| OptumRx, Inc | 48,045,577 | 3,010,252 | 274,238 | 3,906,978 | 3,380,641 | 51,856,404 |
| 0199998 Aggregate Pharmaceutical Rebate Receivables Not Individually Listed | | | | | | |
| 0199999 Total Pharmaceutical Rebate Receivables | 48,045,577 | 3,010,252 | 274,238 | 3,906,978 | 3,380,641 | 51,856,404 |
| 0299998 Aggregate Claim Overpayment Receivables Not Individually Listed | 4,583,335 | 1,845,462 | 1,047,237 | 9,417,410 | 16,806,072 | 87,372 |
| 0299999 Total Claim Overpayment Receivables | 4,583,335 | 1,845,462 | 1,047,237 | 9,417,410 | 16,806,072 | 87,372 |
| 0399998 Aggregate Loans and Advances to Providers Not Individually Listed | 0 | 59 | 13 | 323,854 | 323,926 | 0 |
| 0399999 Total Loans and Advances to Providers | 0 | 59 | 13 | 323,854 | 323,926 | 0 |
| 0499998 Aggregate Capitation Arrangement Receivables Not Individually Listed | 0 | 0 | 0 | 0 | 0 | 0 |
| 0499999 Total Capitation Arrangement Receivables | 0 | 0 | 0 | 0 | 0 | 0 |
| 0599998 Aggregate Risk Sharing Receivables Not Individually Listed | | | | | | |
| 0599999 Total Risk Sharing Receivables | 0 | 0 | 0 | 1,002,095 | 1,002,095 | 0 |
| 0699998 Aggregate Other Receivables Not Individually Listed | | | | | | |
| 0699999 Total Other Receivables | 0 | 0 | 0 | 0 | | 0 |
| 0799999 Gross Health Care Receivables | 52,628,912 | 4,855,773 | 1,321,488 | 14,650,337 | 21,512,734 | 51,943,776 |

Quarterly Statement AS OF SEPTEMBER 30, 2019 FOR THE UnitedHealthcare Plan of the River Valley, Inc.

Exhibit 5 - Amounts Due From Parent, Subsidiaries and Affiliates

| | 1 Name of Affiliate | 2 1 - 30 Days | 3 31 -60 Days | 4 61 - 90 Days | 5 Over 90 Days | 6 Nonadmitted | Admitted | |
|---------|-------------------------------------|------------------|------------------|-------------------|-------------------|------------------|--------------|------------------|
| | | | | | | | 7 Current | 8 Non-Current |
| 0100001 | United HealthCare Services, Inc. | 44,012 | - | - | - | - | 44,012 | |
| 0199999 | Individually listed receivables | 44,012 | - | - | - | - | 44,012 | |
| 0299999 | Receivables not individually listed | | | | | | | |
| 0399999 | Total gross amounts receivable | 44,012 | - | - | - | - | 44,012 | |

Quarterly Statement AS OF SEPTEMBER 30, 2019 FOR THE UnitedHealthcare Plan of the River Valley, Inc.

Exhibit 6 - Amounts Due To Parent, Subsidiaries and Affiliates

| | 1 Affiliate | 2 Description | 3 Amount | 4 Current | 5 Non-Current |
|---------|----------------------------------|-----------------------|-------------|--------------|------------------|
| 0100001 | United HealthCare Services, Inc. | Intercompany Payables | 172,735,948 | 172,735,948 | |
| 0199999 | Individually listed payables | | 172,735,948 | 172,735,948 | |
| 0299999 | Payables not individually listed | | - | - | |
| 0399999 | Total gross payables | | 172,735,948 | 172,735,948 | |

Americhoice - Tennessee
Report 2A - TennCare Income Statement
CRA 2.30.14.3.3 and 2.30.14.3.4

| Member Months | East | Middle | West | Total |
|---|--------------------|--------------------|--------------------|----------------------|
| | <u>1,269,332</u> | <u>1,440,893</u> | <u>1,075,388</u> | <u>3,785,613</u> |
| Revenues: | | | | |
| TennCare Capitation | 496,309,030 | 538,675,311 | 389,838,302 | 1,424,822,643 |
| Investment | - | - | - | - |
| Other Revenues | 1,489,819 | 1,367,597 | 1,253,783 | 4,111,200 |
| Total Revenues | <u>497,798,850</u> | <u>540,042,908</u> | <u>391,092,085</u> | <u>1,428,933,843</u> |
| Estimated Expenses: | | | | |
| Hospital and Medical (w/o Mental Health) | | | | |
| Capitated Physician Services | - | - | - | - |
| Fee-for Service Physician Services | 78,148,094 | 86,710,792 | 54,851,080 | 219,709,966 |
| Inpatient Hospital Services | 69,966,495 | 88,072,937 | 58,133,456 | 216,172,887 |
| Outpatient Hospital Services | 51,773,998 | 63,385,895 | 40,149,064 | 155,308,956 |
| Emergency Room Services | 29,753,882 | 24,327,182 | 17,650,214 | 71,731,277 |
| Dental Services | - | - | - | - |
| Vision Services | 1,875,458 | 2,438,709 | 2,031,876 | 6,346,043 |
| Pharmacy Services | - | - | - | - |
| Home Health Services | 6,064,554 | 2,918,728 | 2,556,734 | 11,540,016 |
| Chiropractic Services | - | - | - | - |
| Radiology Services | 4,946,924 | 6,332,914 | 3,431,210 | 14,711,049 |
| Laboratory Services | 5,702,574 | 6,546,417 | 4,405,578 | 16,654,569 |
| Durable Medical Equipment Services | 5,933,056 | 6,125,467 | 4,405,196 | 16,094,719 |
| Transportation Services | 1,762,588 | 1,882,478 | 1,899,347 | 5,544,414 |
| Outside Referrals | - | - | - | - |
| Occupancy, Depreciation and Amortization | - | - | - | - |
| Other Medical and Hospital Services - Write-Ins | (36,104) | 678,483 | 395,109 | 1,037,488 |
| Subtotal Medical and Hospital | <u>255,891,517</u> | <u>289,420,001</u> | <u>189,539,864</u> | <u>734,851,383</u> |
| Mental Health and Substance Abuse Services | | | | |
| Inpatient Psychiatric Facility Services | 6,363,347 | 9,262,825 | 9,913,051 | 25,539,224 |
| Inpatient Substance Abuse Treatment and Detox | 636,068 | 1,140,345 | 471,420 | 2,247,832 |
| Outpatient Mental Health Services | 3,467,177 | 6,816,224 | 1,706,489 | 11,989,891 |
| Outpatient Substance Abuse Treatment and Detox | 1,055,936 | 1,275,258 | 407,481 | 2,738,675 |
| Housing/Residential Treatment | 3,680,552 | 5,087,191 | 3,387,289 | 12,155,032 |
| Specialized Crisis Services | 132,800 | 189,935 | 301,293 | 624,028 |
| Psychiatric Rehab and Support Services | 4,610,927 | 8,223,843 | 6,124,069 | 18,958,839 |
| Case Management | 403,621 | 2,462,035 | 1,635,948 | 4,501,604 |
| Forensics | - | - | - | - |
| Other Judicial | - | - | - | - |
| Pharmacy | - | - | - | - |
| Lab Services | - | - | - | - |
| Transportation | 82,886 | 66,713 | 49,803 | 199,402 |
| Occupancy, Depreciation and Amortization | - | - | - | - |
| Other Mental Health and Substance Abuse Services | 2,560,316 | 603,937 | 215,760 | 3,380,013 |
| PCP and Specialist Services | - | - | - | - |
| Tennessee Health Link | 7,913,311 | 11,965,167 | 4,023,806 | 23,902,283 |
| Other Mental Health Services - Write-Ins | 1,967,082 | 2,369,419 | 946,152 | 5,282,653 |
| Subtotal MH&SAS | <u>32,874,025</u> | <u>49,462,893</u> | <u>29,182,560</u> | <u>111,519,478</u> |
| CHOICES | | | | |
| Nursing Facility Care | 105,977,252 | 92,372,170 | 77,229,738 | 275,579,161 |
| HCBS Services | 24,652,245 | 25,820,105 | 27,626,978 | 78,099,328 |
| Subtotal CHOICES | <u>130,629,497</u> | <u>118,192,275</u> | <u>104,856,716</u> | <u>353,678,489</u> |
| Value Based Payouts | 14,414 | - | - | 14,414 |
| Value Based Recoveries | (39,765) | (91,878) | (3,721) | (135,364) |
| Other Medical Incentive Pool and Withhold Adjustments | - | - | - | - |
| Subtotal Hospital, Medical, MH&SAS, CHOICES | <u>419,449,219</u> | <u>457,167,047</u> | <u>323,582,861</u> | <u>1,200,199,127</u> |
| LESS: | | | | |
| Net Reinsurance Recoveries Incurred | - | - | - | - |
| Copayments | - | - | - | - |
| Subrogation and Coordination of Benefits | - | - | - | - |
| Subtotal Reinsurance, Copay, Subrogation | <u>-</u> | <u>-</u> | <u>-</u> | <u>-</u> |
| Total Hospital, Medical, MH&SAS | <u>419,449,219</u> | <u>457,167,047</u> | <u>323,582,861</u> | <u>1,200,199,127</u> |
| Administration: | | | | |
| Compensation | - | - | - | - |
| Direct and Allocated Admin expenses | - | - | - | - |
| Marketing | - | - | - | - |
| Interest Expense | - | - | - | - |
| Premium Tax Expense | 29,778,062 | 32,320,055 | 23,389,959 | 85,488,076 |
| Occupancy, Depreciation, and Amortization | - | - | - | - |
| Insurer Fee | - | - | - | - |
| Other Administration - Write-Ins | 49,058,374 | 56,964,551 | 38,799,265 | 144,822,189 |
| Total Administration Expenses | <u>78,836,436</u> | <u>89,284,606</u> | <u>62,189,224</u> | <u>230,310,266</u> |
| Total Expenses | <u>498,285,655</u> | <u>546,451,653</u> | <u>385,772,085</u> | <u>1,430,509,393</u> |
| Extraordinary Item | - | - | - | - |
| Provision for Income Tax | (102,229) | (1,345,836) | 1,117,200 | (330,865) |
| Net Income (Loss) | <u>(384,576)</u> | <u>(5,062,908)</u> | <u>4,202,800</u> | <u>(1,244,684)</u> |
| | 0 | | | 0 |
| Write-Ins for Other Revenues | | | | |
| Other Revenue - TennCare Bonuses | - | - | - | - |
| Other Revenue - ECF Administration Revenue | 1,489,819 | 1,367,597 | 1,253,783 | 4,111,200 |
| Other Revenue - Estimated TennCare Health Insurer Reimbursement Fee | - | - | - | - |
| Total Other Revenues | <u>1,489,819</u> | <u>1,367,597</u> | <u>1,253,783</u> | <u>4,111,200</u> |
| Write-Ins for Other Medical and Hospital | | | | |
| Premium Deficiency Reserve | - | - | - | - |
| Other Miscellaneous | (424,577) | 169,600 | 67,711 | (187,266) |
| Other Capitated Services | 388,473 | 508,882 | 327,398 | 1,224,753 |
| Total Other Medical and Hospital | <u>(36,104)</u> | <u>678,483</u> | <u>395,109</u> | <u>1,037,488</u> |
| Write-Ins for Other MH & SS | | | | |
| Other Capitated Services | 2,218,422 | 2,369,419 | 946,152 | 5,533,993 |
| Other Miscellaneous | (251,341) | - | - | (251,341) |
| Total Other MH & SS | <u>1,967,082</u> | <u>2,369,419</u> | <u>946,152</u> | <u>5,282,653</u> |
| Write-Ins for Other Administration | | | | |
| Administrative Services Fee | 38,565,832 | 41,575,907 | 30,253,549 | 110,395,288 |
| Behavioral Healthcare Services | 3,618,160 | 6,141,160 | 3,425,187 | 13,184,507 |
| Spectera Administration Fees | - | - | - | - |
| Other Miscellaneous | 6,874,382 | 9,247,484 | 5,120,528 | 21,242,395 |
| Total Other Administration | <u>49,058,374</u> | <u>56,964,551</u> | <u>38,799,265</u> | <u>144,822,189</u> |

Note

The pass-through revenue and associated taxes are excluded.
Premium taxes reported on accrual basis, please reference the reconciliation of cash to Accrual basis accounting.

UnitedHealthcare Community Plan - East Tennessee
Report 2A - TennCare Income Statement
CRA 2.30.14.3.3 and 2.30.14.3.4

| Member Months | Current Qtr YTD | YTD Total as of | Prior Year as of |
|---|-----------------------|--------------------|---------------------|
| | Total as of 9/30/2019 | 9/30/2019 | 12/31/2018 |
| | 420,561 | 1,269,332 | 1,793,356 |
| Revenues: | | | |
| TennCare Capitation | 161,299,957 | 496,309,030 | 702,083,821 |
| Investment | - | - | - |
| Other Revenues | 503,061 | 1,489,819 | 14,562,659 |
| Total Revenues | 161,803,019 | 497,798,850 | 716,646,480 |
| Estimated Expenses: | | | |
| Hospital and Medical (w/o Mental Health) | | | |
| Capitated Physician Services | - | - | - |
| Fee-for Service Physician Services | 24,434,743 | 78,148,094 | 110,665,309 |
| Inpatient Hospital Services | 23,087,948 | 69,966,495 | 117,703,034 |
| Outpatient Hospital Services | 16,570,782 | 51,773,998 | 71,844,495 |
| Emergency Room Services | 8,889,593 | 29,753,882 | 45,906,622 |
| Dental Services | - | - | - |
| Vision Services | 716,967 | 1,875,458 | 2,571,426 |
| Pharmacy Services | - | - | - |
| Home Health Services | 1,704,851 | 6,064,554 | 7,640,921 |
| Chiropractic Services | - | - | - |
| Radiology Services | 1,622,634 | 4,946,924 | 7,521,119 |
| Laboratory Services | 1,559,105 | 5,702,574 | 8,361,391 |
| Durable Medical Equipment Services | 1,921,245 | 5,933,056 | 8,933,552 |
| Transportation Services | 583,790 | 1,762,588 | 3,074,049 |
| Outside Referrals | - | - | - |
| Occupancy, Depreciation and Amortization | - | - | - |
| Other Medical and Hospital Services - Write-Ins | (221,055) | (36,104) | 3,820,450 |
| Subtotal Medical and Hospital | 80,870,603 | 255,891,517 | 388,042,368 |
| Mental Health and Substance Abuse Services | | | |
| Inpatient Psychiatric Facility Services | 2,199,219 | 6,363,347 | 7,958,988 |
| Inpatient Substance Abuse Treatment and Detox | 193,396 | 636,068 | 721,260 |
| Outpatient Mental Health Services | 962,533 | 3,467,177 | 5,892,448 |
| Outpatient Substance Abuse Treatment and Detox | 310,953 | 1,055,936 | 1,260,369 |
| Housing/Residential Treatment | 1,278,962 | 3,680,552 | 4,193,862 |
| Specialized Crisis Services | 54,593 | 132,800 | 132,140 |
| Psychiatric Rehab and Support Services | 1,373,959 | 4,610,927 | 6,056,736 |
| Case Management | 126,347 | 403,621 | 524,151 |
| Forensics | - | - | - |
| Other Judicial | - | - | - |
| Pharmacy | - | - | - |
| Lab Services | - | - | - |
| Transportation | 28,557 | 82,886 | 209,478 |
| Occupancy, Depreciation and Amortization | - | - | - |
| Other Mental Health and Substance Abuse Services | 843,148 | 2,560,316 | 3,564,764 |
| PCP and Specialist Services | - | - | - |
| Tennessee Health Link | 2,467,425 | 7,913,311 | 10,939,304 |
| Other Mental Health Services - Write-Ins | 479,833 | 1,967,082 | - |
| Subtotal MH&SAS | 10,318,925 | 32,874,025 | 41,453,498 |
| CHOICES | | | |
| Nursing Facility Care | 33,101,819 | 105,977,252 | 137,619,509 |
| HCBS Services | 8,143,753 | 24,652,245 | 32,971,078 |
| Subtotal CHOICES | 41,245,571 | 130,629,497 | 170,590,587 |
| Value Based Payouts | (0) | 14,414 | 343,386 |
| Value Based Recoveries | - | (39,765) | 57,411 |
| Other Medical Incentive Pool and Withhold Adjustments | - | - | - |
| Subtotal Hospital, Medical, MH&SAS, CHOICES | 132,435,099 | 419,449,219 | 600,372,429 |
| LESS: | | | |
| Net Reinsurance Recoveries Incurred | - | - | - |
| Copayments | - | - | - |
| Subrogation and Coordination of Benefits | - | - | - |
| Subtotal Reinsurance, Copay, Subrogation | - | - | - |
| Total Hospital, Medical, MH&SAS | 132,435,099 | 419,449,219 | 600,372,429 |
| Administration: | | | |
| Compensation | - | - | - |
| Direct and Allocated Admin expenses | - | - | - |
| Marketing | - | - | - |
| Interest Expense | - | - | - |
| Premium Tax Expense | 9,677,960 | 29,778,062 | 54,890,400 |
| Occupancy, Depreciation, and Amortization | - | - | - |
| Other Administration - Write-Ins | 15,664,589 | 49,058,374 | 78,093,627 |
| Total Administration Expenses | 25,342,549 | 78,836,436 | 132,984,027 |
| Total Expenses | 157,777,648 | 498,285,655 | 733,356,455 |
| Extraordinary Item | - | - | - |
| Provision for Income Tax | 845,328 | (102,229) | (1,401,065) |
| Net Income (Loss) | 3,180,043 | (384,576) | (15,308,911) |
| Write-Ins for Other Revenues | | | |
| Other Revenue - TennCare Bonuses | - | - | - |
| Other Revenue - ECF Administration Revenue and TennCare Bonuses | 503,061 | 1,489,819 | 1,939,633 |
| Other Revenue - Estimated TennCare Health Insurer Reimbursement Fee | - | - | 12,036,025 |
| Total Other Revenues | 503,061 | 1,489,819 | 14,562,659 |
| Write-Ins for Other Medical and Hospital | | | |
| Premium Deficiency Reserve | - | - | - |
| Other Miscellaneous | (348,907) | (424,577) | 222,950 |
| Other Capitated Services | 127,852 | 388,473 | 3,597,500 |
| Total Other Medical and Hospital | (221,055) | (36,104) | 3,820,450 |
| Write-Ins for Other MH & SS | | | |
| Other Capitated Services | 479,833 | 2,218,422 | - |
| Other Miscellaneous | - | (251,341) | - |
| Total Other MH & SS | 479,833 | 1,967,082 | - |
| Write-Ins for Other Administration | | | |
| Administrative Services Fee | 12,442,652 | 38,565,832 | 54,049,169 |
| Behavioral Healthcare Services | 1,138,736 | 3,618,160 | 5,136,797 |
| Spectera Administration Fees | - | - | - |
| Other Miscellaneous | 2,083,201 | 6,874,382 | 18,907,661 |
| Total Other Administration | 15,664,589 | 49,058,374 | 78,093,627 |

UnitedHealthcare Community Plan - Middle Tennessee
Report 2A - TennCare Income Statement
CRA 2.30.14.3.3 and 2.30.14.3.4

| | Current Qtr YTD Total as of 9/30/2019 | YTD Total as of 9/30/2019 | Prior Year as of 12/31/2018 |
|---|--|------------------------------|--------------------------------|
| Member Months | 486,554 | 1,440,893 | 1,948,362 |
| Revenues: | | | |
| TennCare Capitation | 180,747,183 | 538,675,311 | 740,421,641 |
| Investment | - | - | - |
| Other Revenues | 468,359 | 1,367,597 | 18,185,879 |
| Total Revenues | 181,215,543 | 540,042,908 | 758,607,520 |
| Estimated Expenses: | | | |
| Hospital and Medical (w/o Mental Health) | | | |
| Capitated Physician Services | - | - | - |
| Fee-for Service Physician Services | 28,093,574 | 86,710,792 | 113,380,090 |
| Inpatient Hospital Services | 27,624,446 | 88,072,937 | 134,570,138 |
| Outpatient Hospital Services | 20,704,891 | 63,385,895 | 80,418,067 |
| Emergency Room Services | 7,310,262 | 24,327,182 | 37,319,263 |
| Dental Services | - | - | - |
| Vision Services | 886,107 | 2,438,709 | 3,202,177 |
| Pharmacy Services | - | - | - |
| Home Health Services | 1,020,815 | 2,918,728 | 3,664,726 |
| Chiropractic Services | - | - | - |
| Radiology Services | 2,123,442 | 6,332,914 | 8,916,072 |
| Laboratory Services | 1,930,519 | 6,546,417 | 9,438,311 |
| Durable Medical Equipment Services | 2,067,895 | 6,125,467 | 8,583,045 |
| Transportation Services | 613,760 | 1,882,478 | 3,161,773 |
| Outside Referrals | - | - | - |
| Occupancy, Depreciation and Amortization | - | - | - |
| Other Medical and Hospital Services - Write-Ins | 15,950 | 678,483 | 5,713,771 |
| Subtotal Medical and Hospital | 92,391,662 | 289,420,001 | 408,367,434 |
| Mental Health and Substance Abuse Services | | | |
| Inpatient Psychiatric Facility Services | 3,535,111 | 9,262,825 | 11,264,652 |
| Inpatient Substance Abuse Treatment and Detox | 394,756 | 1,140,345 | 1,316,940 |
| Outpatient Mental Health Services | 1,418,036 | 6,816,224 | 10,027,392 |
| Outpatient Substance Abuse Treatment and Detox | 434,704 | 1,275,258 | 1,479,567 |
| Housing/Residential Treatment | 1,707,740 | 5,087,191 | 5,768,925 |
| Specialized Crisis Services | 45,707 | 189,935 | 257,502 |
| Psychiatric Rehab and Support Services | 2,127,336 | 8,223,843 | 10,816,041 |
| Case Management | 745,003 | 2,462,035 | 3,018,187 |
| Forensics | - | - | - |
| Other Judicial | - | - | - |
| Pharmacy | - | - | - |
| Lab Services | - | - | - |
| Transportation | 21,940 | 66,713 | 151,646 |
| Occupancy, Depreciation and Amortization | - | - | - |
| Other Mental Health and Substance Abuse Services | 148,782 | 603,937 | 851,882 |
| PCP and Specialist Services | - | - | - |
| Tennessee Health Link | 3,630,907 | 11,965,167 | 14,584,169 |
| Other Mental Health Services - Write-Ins | 799,836 | 2,369,419 | - |
| Subtotal MH&SAS | 15,009,858 | 49,462,893 | 59,536,902 |
| CHOICES | | | |
| Nursing Facility Care | 29,177,960 | 92,372,170 | 121,131,681 |
| HCBS Services | 8,323,267 | 25,820,105 | 34,738,021 |
| Subtotal CHOICES | 37,501,227 | 118,192,275 | 155,869,702 |
| Value Based Payouts | - | - | 403,708 |
| Value Based Recoveries | (0) | (91,878) | 353,407 |
| Other Medical Incentive Pool and Withhold Adjustments | - | - | - |
| Subtotal Hospital, Medical, MH&SAS, CHOICES | 144,902,747 | 457,167,047 | 623,824,339 |
| LESS: | | | |
| Net Reinsurance Recoveries Incurred | - | - | - |
| Copayments | - | - | - |
| Subrogation and Coordination of Benefits | - | - | - |
| Subtotal Reinsurance, Copay, Subrogation | - | - | - |
| Total Hospital, Medical, MH&SAS | 144,902,747 | 457,167,047 | 623,824,339 |
| Administration: | | | |
| Compensation | - | - | - |
| Direct and Allocated Admin expenses | - | - | - |
| Marketing | - | - | - |
| Interest Expense | - | - | - |
| Premium Tax Expense | 10,844,831 | 32,320,055 | 57,300,933 |
| Occupancy, Depreciation, and Amortization | - | - | - |
| Other Administration - Write-Ins | 18,895,194 | 56,964,551 | 85,656,088 |
| Total Administration Expenses | 29,740,025 | 89,284,606 | 142,957,021 |
| Total Expenses | 174,642,772 | 546,451,653 | 766,781,360 |
| Extraordinary Item | - | - | - |
| Provision for Income Tax | 1,380,282 | (1,345,836) | 556,099 |
| Net Income (Loss) | 5,192,489 | (5,062,908) | (8,729,938) |
| Write-Ins for Other Revenues | | | |
| Other Revenue - TennCare Bonuses | - | - | - |
| Other Revenue - ECF Administration Revenue and TennCare Bonuses | 468,359 | 1,367,597 | 1,669,916 |
| Other Revenue - Estimated TennCare Health Insurer Reimbursement Fee | - | - | 16,515,962 |
| Total Other Revenues | 468,359 | 1,367,597 | 18,185,879 |
| Write-Ins for Other Medical and Hospital | | | |
| Premium Deficiency Reserve | - | - | - |
| Other Miscellaneous | (130,580) | 169,600 | 1,761,171 |
| Other Capitated Services | 146,530 | 508,882 | 3,952,600 |
| Total Other Medical and Hospital | 15,950 | 678,483 | 5,713,771 |
| Write-Ins for Other MH & SS | | | |
| Other Capitated Services | 799,836 | 2,369,419 | - |
| Other Miscellaneous | - | - | - |
| Total Other MH & SS | 799,836 | 2,369,419 | - |
| Write-Ins for Other Administration | | | |
| Administrative Services Fee | 13,935,475 | 41,575,907 | 56,827,297 |
| Behaviorial Healthcare Services | 2,159,472 | 6,141,160 | 5,996,253 |
| Spectera Administration Fees | - | - | - |
| Other Miscellaneous | 2,800,247 | 9,247,484 | 22,832,538 |
| Total Other Administration | 18,895,194 | 56,964,551 | 85,656,088 |

UnitedHealthcare Community Plan - West Tennessee
Report 2A - TennCare Income Statement
CRA 2.30.14.3.3 and 2.30.14.3.4

| Member Months | Current Qtr YTD Total as of 9/30/2019 | YTD Total as of 9/30/2019 | Prior Year as of 12/31/2018 |
|---|--|------------------------------|--------------------------------|
| | 361,689 | 1,075,388 | 1,462,439 |
| Revenues: | | | |
| TennCare Capitation | 128,022,485 | 389,838,302 | 539,231,310 |
| Investment | - | - | - |
| Other Revenues | 426,579 | 1,253,783 | 11,390,990 |
| Total Revenues | 128,449,064 | 391,092,085 | 550,622,299 |
| Estimated Expenses: | | | |
| Hospital and Medical (w/o Mental Health) | | | |
| Capitated Physician Services | - | - | - |
| Fee-for Service Physician Services | 19,111,516 | 54,851,080 | 69,642,554 |
| Inpatient Hospital Services | 21,861,562 | 58,133,456 | 86,864,433 |
| Outpatient Hospital Services | 13,110,448 | 40,149,064 | 56,247,820 |
| Emergency Room Services | 6,072,764 | 17,650,214 | 27,601,687 |
| Dental Services | - | - | - |
| Vision Services | 668,127 | 2,031,876 | 3,010,432 |
| Pharmacy Services | - | - | - |
| Home Health Services | 807,192 | 2,556,734 | 3,322,868 |
| Chiropractic Services | - | - | - |
| Radiology Services | 1,175,137 | 3,431,210 | 4,273,419 |
| Laboratory Services | 1,364,910 | 4,405,578 | 6,035,880 |
| Durable Medical Equipment Services | 1,385,825 | 4,036,196 | 6,231,021 |
| Transportation Services | 673,058 | 1,899,347 | 3,190,412 |
| Outside Referrals | - | - | - |
| Occupancy, Depreciation and Amortization | - | - | - |
| Other Medical and Hospital Services - Write-Ins | 81,096 | 395,109 | 1,793,724 |
| Subtotal Medical and Hospital | 66,311,637 | 189,539,864 | 268,214,250 |
| Mental Health and Substance Abuse Services | | | |
| Inpatient Psychiatric Facility Services | 3,002,941 | 9,913,051 | 12,929,043 |
| Inpatient Substance Abuse Treatment and Detox | 147,968 | 471,420 | 629,331 |
| Outpatient Mental Health Services | 428,716 | 1,706,489 | 2,903,964 |
| Outpatient Substance Abuse Treatment and Detox | 148,173 | 407,481 | 605,488 |
| Housing/Residential Treatment | 1,067,864 | 3,387,289 | 3,408,165 |
| Specialized Crisis Services | 38,338 | 301,293 | 101,354 |
| Psychiatric Rehab and Support Services | 1,696,040 | 6,124,069 | 7,978,340 |
| Case Management | 498,995 | 1,635,948 | 2,685,167 |
| Forensics | - | - | - |
| Other Judicial | - | - | - |
| Pharmacy | - | - | - |
| Lab Services | - | - | - |
| Transportation | 16,579 | 49,803 | 114,044 |
| Occupancy, Depreciation and Amortization | - | - | - |
| Other Mental Health and Substance Abuse Services | 58,921 | 215,760 | 379,033 |
| PCP and Specialist Services | - | - | - |
| Tennessee Health Link | 1,215,570 | 4,023,806 | 5,411,453 |
| Other Mental Health Services - Write-Ins | 317,614 | 946,152 | - |
| Subtotal MH&SAS | 8,637,719 | 29,182,560 | 37,145,381 |
| CHOICES | | | |
| Nursing Facility Care | 24,891,816 | 77,229,738 | 101,515,967 |
| HCBS Services | 9,359,163 | 27,626,978 | 35,564,089 |
| Subtotal CHOICES | 34,250,979 | 104,856,716 | 137,080,056 |
| Value Based Payouts | - | - | 239,785 |
| Value Based Recoveries | - | (3,721) | (17,179) |
| Other Medical Incentive Pool and Withhold Adjustments | - | - | - |
| Subtotal Hospital, Medical, MH&SAS, CHOICES | 109,200,335 | 323,582,861 | 442,696,651 |
| LESS: | | | |
| Net Reinsurance Recoveries Incurred | - | - | - |
| Copayments | - | - | - |
| Subrogation and Coordination of Benefits | - | - | - |
| Subtotal Reinsurance, Copay, Subrogation | - | - | - |
| Total Hospital, Medical, MH&SAS | 109,200,335 | 323,582,861 | 442,696,651 |
| Administration: | | | |
| Compensation | - | - | - |
| Direct and Allocated Admin expenses | - | - | - |
| Marketing | - | - | - |
| Interest Expense | - | - | - |
| Premium Tax Expense | 7,681,349 | 23,389,959 | 40,472,716 |
| Occupancy, Depreciation, and Amortization | - | - | - |
| Other Administration - Write-Ins | 12,685,174 | 38,799,265 | 60,301,195 |
| Total Administration Expenses | 20,366,524 | 62,189,224 | 100,773,911 |
| Total Expenses | 129,566,859 | 385,772,085 | 543,470,562 |
| Extraordinary Item | - | - | - |
| Provision for Income Tax | (234,737) | 1,117,200 | 3,102,714 |
| Net Income (Loss) | (883,058) | 4,202,800 | 4,049,023 |
| Write-Ins for Other Revenues | | | |
| Other Revenue - TennCare Bonuses | - | - | - |
| Other Revenue - ECF Administration Revenue and TennCare Bonuses | 426,579 | 1,253,783 | 1,586,850 |
| Other Revenue - Estimated TennCare Health Insurer Reimbursement Fee | - | - | 9,804,139 |
| Total Other Revenues | 426,579 | 1,253,783 | 11,390,990 |
| Write-Ins for Other Medical and Hospital | | | |
| Premium Deficiency Reserve | - | - | - |
| Other Miscellaneous | (28,271) | 67,711 | 68,179 |
| Other Capitated Services | 109,367 | 327,398 | 1,725,545 |
| Total Other Medical and Hospital | 81,096 | 395,109 | 1,793,724 |
| Write-Ins for Other MH & SS | | | |
| Other Capitated Services | 317,614 | 946,152 | - |
| Other Miscellaneous | - | - | - |
| Total Other MH & SS | 317,614 | 946,152 | - |
| Write-Ins for Other Administration | | | |
| Administrative Services Fee | 9,877,733 | 30,253,549 | 41,422,801 |
| Behaviorial Healthcare Services | 1,121,164 | 3,425,187 | 4,196,555 |
| Spectera Administration Fees | - | - | - |
| Other Miscellaneous | 1,686,277 | 5,120,528 | 14,681,838 |
| Total Other Administration | 12,685,174 | 38,799,265 | 60,301,195 |

Medical Loss Ratio Report - Non-CHOICES and CHOICE
Region: East
MCO: UnitedHealthcare Plan of the River Valley, Inc.
Paid Through: 9/30/2019

| Enrollment | Member Months | 2018 | | | | | | | | | | | | 2019 | | | | | | | | | | | | FY2018 | FY2019 | CY2018 | CY2019 |
|---|---------------|----------------------|----------------------|----------------------|----------------------|----------------------|----------------------|----------------------|----------------------|----------------------|----------------------|----------------------|----------------------|----------------------|----------------------|----------------------|----------------------|----------------------|----------------------|----------------------|----------------------|----------------------|-----------------------|-----------------------|--------------------------|--------------------------|--------|--------|--------|
| | | Incurred Month | | | | | | | | | | | | Incurred Month | | | | | | | | | | | | | | | |
| | | Jan-18 | Feb-18 | Mar-18 | Apr-18 | May-18 | Jun-18 | Jul-18 | Aug-18 | Sep-18 | Oct-18 | Nov-18 | Dec-18 | Jan-19 | Feb-19 | Mar-19 | Apr-19 | May-19 | Jun-19 | Jul-19 | Aug-19 | Sep-19 | | | | | | | |
| Revenue | | \$ 60,203,515 | \$ 60,007,615 | \$ 59,867,257 | \$ 59,155,170 | \$ 58,965,893 | \$ 58,988,540 | \$ 58,068,028 | \$ 57,664,576 | \$ 57,465,997 | \$ 57,430,906 | \$ 57,084,432 | \$ 56,676,064 | \$ 57,474,985 | \$ 57,107,998 | \$ 56,796,164 | \$ 56,333,908 | \$ 56,207,706 | \$ 55,736,717 | \$ 55,116,903 | \$ 54,284,111 | \$ 53,517,810 | \$ 705,566,396 | \$ 683,866,483 | \$ 701,577,993.77 | \$ 602,396,302.89 | | | |
| Accrual for ACA Health Insurer Fee | | \$ 1,249,946 | \$ 1,249,946 | \$ 1,249,946 | \$ 1,249,946 | \$ 1,249,946 | \$ 1,249,946 | \$ 1,249,946 | \$ 1,249,946 | \$ 1,249,946 | \$ 1,249,946 | \$ 1,249,946 | \$ 1,249,946 | \$ 1,249,946 | \$ 1,249,946 | \$ 1,249,946 | \$ 1,249,946 | \$ 1,249,946 | \$ 1,249,946 | \$ 1,249,946 | \$ 1,249,946 | \$ 1,249,946 | \$ 7,499,679 | \$ 7,499,679 | \$ 7,499,679.00 | \$ 7,499,679.00 | | | |
| Risk sharing mechanism receipts | | \$ - | \$ - | \$ - | \$ - | \$ - | \$ - | \$ - | \$ - | \$ - | \$ - | \$ - | \$ - | \$ - | \$ - | \$ - | \$ - | \$ - | \$ - | \$ - | \$ - | \$ - | \$ - | \$ - | \$ - | \$ - | | | |
| Directed Payments Received | | \$ 5,007,208 | \$ 4,984,548 | \$ 4,937,137 | \$ 4,827,229 | \$ 4,791,319 | \$ 4,789,652 | \$ 4,641,397 | \$ 4,588,306 | \$ 4,561,423 | \$ 4,560,383 | \$ 4,544,100 | \$ 4,532,150 | \$ 5,093,149 | \$ 5,078,039 | \$ 5,060,997 | \$ 5,036,112 | \$ 5,028,842 | \$ 5,010,810 | \$ 4,944,021 | \$ 4,843,343 | \$ 4,740,281 | \$ 58,429,637 | \$ 57,735,717 | \$ 56,764,860.92 | \$ 44,835,593.72 | | | |
| Withholds under 42 CFR 438.6 (b) 3 (if applicable) | | \$ - | \$ - | \$ - | \$ - | \$ - | \$ - | \$ - | \$ - | \$ - | \$ - | \$ - | \$ 565 | \$ 896 | \$ 1,180 | \$ 1,096 | \$ 1,230 | \$ 2,430 | \$ 4,225 | \$ 7,754 | \$ 9,760 | \$ 14,562.58 | \$ - | \$ - | \$ 564.96 | \$ 1,456.52 | | | |
| Reinsurance Recovery | | \$ - | \$ - | \$ - | \$ - | \$ - | \$ - | \$ - | \$ - | \$ - | \$ - | \$ - | \$ - | \$ - | \$ - | \$ - | \$ - | \$ - | \$ - | \$ - | \$ - | \$ - | \$ - | \$ - | \$ - | \$ - | | | |
| Unpaid Cost Sharing Amounts 42 CFR 438.6 (f)(2)(v) | | \$ - | \$ - | \$ - | \$ - | \$ - | \$ - | \$ - | \$ - | \$ - | \$ - | \$ - | \$ - | \$ - | \$ - | \$ - | \$ - | \$ - | \$ - | \$ - | \$ - | \$ - | \$ - | \$ - | \$ - | \$ - | | | |
| Changes to unearned premium reserves 42 CFR 438.6 (f)(2)(v) | | \$ - | \$ - | \$ - | \$ - | \$ - | \$ - | \$ - | \$ - | \$ - | \$ - | \$ - | \$ - | \$ - | \$ - | \$ - | \$ - | \$ - | \$ - | \$ - | \$ - | \$ - | \$ - | \$ - | \$ - | \$ - | | | |
| Other Accruals (Explain in comments) | | \$ (293,375) | \$ (264,528) | \$ (264,528) | \$ (240,035) | \$ (240,035) | \$ (240,035) | \$ (284,902) | \$ (283,254) | \$ (283,093) | \$ (282,611) | \$ (281,180) | \$ (280,331) | \$ (51,179) | \$ (54,541) | \$ (54,023) | \$ (492,962) | \$ (481,543) | \$ (422,962) | \$ (332,424) | \$ (191,443) | \$ (95,046) | \$ (1,409,729) | \$ (1,409,729) | \$ (1,409,729.00) | \$ (1,409,729.00) | | | |
| Gross Revenue | | \$ 66,167,295 | \$ 65,977,511 | \$ 65,797,813 | \$ 64,932,310 | \$ 64,767,123 | \$ 64,788,103 | \$ 63,217,535 | \$ 62,994,284 | \$ 62,997,298 | \$ 62,977,283 | \$ 62,174,403 | \$ 62,017,854 | \$ 61,642,076 | \$ 61,317,235 | \$ 60,880,253 | \$ 60,636,016 | \$ 60,419,428 | \$ 59,725,335 | \$ 59,042,168 | \$ 58,304,784 | \$ 57,800,648 | \$ 768,607,661 | \$ 744,535,267 | \$ 770,104,708.73 | \$ 644,136,970.22 | | | |
| Other Federal, State, Local Taxes and Licensing and Regulatory Fees 438.6 (f)(3) - EXCLUDING HIF and federal income and State Premium Taxes | | \$ 323,889 | \$ 500,032 | \$ 249,174 | \$ 395,813 | \$ 393,272 | \$ 393,583 | \$ 224,406 | \$ 181,060 | \$ 292,991 | \$ 170,283 | \$ 298,378 | \$ 113,710 | \$ - | \$ - | \$ - | \$ - | \$ - | \$ - | \$ - | \$ - | \$ - | \$ 2,737,751 | \$ 1,290,828 | \$ 3,425,591.72 | \$ 1,486,980 | | | |
| Accrual for ACA Health Insurer Fee (from above) | | \$ 3,124,643 | \$ 3,899,530 | \$ 3,898,294 | \$ 3,838,944 | \$ 3,825,433 | \$ 3,782,566 | \$ 3,721,645 | \$ 3,735,173 | \$ 3,721,645 | \$ 3,719,447 | \$ 3,719,447 | \$ 3,672,493 | \$ 3,754,098 | \$ 3,731,162 | \$ 3,711,370 | \$ 3,682,201 | \$ 3,663,393 | \$ 3,644,852 | \$ 3,603,655 | \$ 3,547,647 | \$ 3,495,485 | \$ 45,539,912 | \$ 45,500,571.28 | \$ 45,500,571.28 | \$ 32,833,853.80 | | | |
| Premium Tax | | \$ - | \$ - | \$ - | \$ - | \$ - | \$ - | \$ - | \$ - | \$ - | \$ - | \$ - | \$ - | \$ - | \$ - | \$ - | \$ - | \$ - | \$ - | \$ - | \$ - | \$ - | \$ - | \$ - | \$ - | \$ - | | | |
| Revenue Net of Taxes and Fees | | \$ 60,680,816 | \$ 62,328,074 | \$ 60,402,429 | \$ 59,507,606 | \$ 59,398,471 | \$ 59,328,882 | \$ 58,437,462 | \$ 58,053,395 | \$ 57,729,701 | \$ 57,818,837 | \$ 57,351,262 | \$ 57,142,253 | \$ 56,263,766 | \$ 57,019,914 | \$ 57,605,865 | \$ 57,198,074 | \$ 56,972,624 | \$ 56,774,476 | \$ 56,275,579 | \$ 55,944,521 | \$ 54,809,299 | \$ 712,530,472 | \$ 691,258,628 | \$ 706,179,188.73 | \$ 611,303,116.42 | | | |
| Medical Services | | | | | | | | | | | | | | | | | | | | | | | | | | | | | |
| CMS 1450UR 92 Payments | | | | | | | | | | | | | | | | | | | | | | | | | | | | | |
| Inpatient - Maternity | | \$ 650,295 | \$ 542,461 | \$ 696,931 | \$ 672,265 | \$ 645,182 | \$ 661,013 | \$ 649,133 | \$ 662,885 | \$ 606,356 | \$ 663,031 | \$ 27,156 | \$ 15,606 | \$ 32,631 | \$ 44,198 | \$ 23,408 | \$ 9,173 | \$ 6,351 | \$ 26,447 | \$ 12,841 | \$ 10,641 | \$ 10,428 | \$ 7,495,214 | \$ 2,199,155 | \$ 5,895,096.06 | \$ 176,118.00 | | | |
| Inpatient - Newborn | | \$ 1,451,108 | \$ 1,629,417 | \$ 2,460,724 | \$ 1,858,493 | \$ 1,807,915 | \$ 1,608,395 | \$ 1,245,348 | \$ 2,772,214 | \$ 1,441,391 | \$ 1,512,410 | \$ 1,062,067 | \$ 2,173,503 | \$ 1,278,408 | \$ 2,110,195 | \$ 455,537 | \$ 1,260,133 | \$ 1,399,431 | \$ 1,034,640 | \$ 493,210 | \$ 637,269 | \$ 24,633 | \$ 21,843,153 | \$ 17,743,575 | \$ 21,022,994.20 | \$ 8,691,755.89 | | | |
| Inpatient - Medical | | \$ 2,817,405 | \$ 2,510,347 | \$ 2,357,992 | \$ 2,306,654 | \$ 2,107,823 | \$ 2,383,932 | \$ 2,288,117 | \$ 2,531,007 | \$ 2,279,810 | \$ 2,165,044 | \$ 2,198,486 | \$ 2,209,974 | \$ 2,153,039 | \$ 2,098,974 | \$ 2,196,923 | \$ 2,222,530 | \$ 2,400,429 | \$ 1,896,166 | \$ 1,739,134 | \$ 419,987 | \$ - | \$ 28,571,686.64 | \$ 26,538,829 | \$ 28,571,686.64 | \$ 18,609,627.23 | | | |
| Inpatient - Surgery | | \$ 1,374,861 | \$ 1,817,613 | \$ 1,570,384 | \$ 1,327,763 | \$ 1,674,547 | \$ 1,456,326 | \$ 1,618,361 | \$ 1,249,502 | \$ 836,587 | \$ 1,374,473 | \$ 1,382,286 | \$ 1,132,876 | \$ 1,326,998 | \$ 963,377 | \$ 1,442,566 | \$ 919,503 | \$ 1,193,432 | \$ 1,000,559 | \$ 1,024,120 | \$ 716,117 | \$ 194,466 | \$ 19,290,867 | \$ 14,460,511 | \$ 16,810,879.07 | \$ 17,181,169.91 | | | |
| Inpatient - Other | | \$ 1,505,481 | \$ 1,332,654 | \$ 2,764,957 | \$ 1,562,604 | \$ 1,678,046 | \$ 2,033,963 | \$ 2,890,994 | \$ 1,939,407 | \$ 2,043,509 | \$ 2,997,654 | \$ 3,163,861 | \$ 2,677,724 | \$ 2,667,573 | \$ 2,296,362 | \$ 2,054,073 | \$ 2,033,449 | \$ 2,859,166 | \$ 2,341,377 | \$ 2,223,392 | \$ 1,751,291 | \$ 259,676 | \$ 21,960,936 | \$ 18,467,150 | \$ 21,960,936.00 | \$ 18,467,150.00 | | | |
| Outpatient - Emergency Room | | \$ 4,148,087 | \$ 3,885,493 | \$ 3,625,065 | \$ 3,717,234 | \$ 3,680,251 | \$ 3,466,275 | \$ 3,567,725 | \$ 3,727,525 | \$ 3,629,735 | \$ 3,727,525 | \$ 3,629,735 | \$ 3,523,745 | \$ 3,552,745 | \$ 3,551,152 | \$ 3,323,745 | \$ 3,344,616 | \$ 3,042,859 | \$ 3,098,679 | \$ 1,852,049 | \$ 1,852,049 | \$ - | \$ 46,024,744.00 | \$ 46,024,744.00 | \$ 46,024,744.00 | \$ 28,466,657.99 | | | |
| Outpatient - Laboratory | | \$ 185,020 | \$ 176,815 | \$ 201,764 | \$ 161,073 | \$ 201,227 | \$ 169,549 | \$ 187,033 | \$ 189,659 | \$ 184,602 | \$ 189,659 | \$ 164,501 | \$ 172,500 | \$ 164,065 | \$ 172,500 | \$ 175,462 | \$ 218,528 | \$ 204,927 | \$ 221,815 | \$ 239,422 | \$ 237,721 | \$ 119 | \$ 2,098,775 | \$ 2,237,721 | \$ 2,146,356.66 | \$ 1,764,265.50 | | | |
| Outpatient - Radiology | | \$ 416,504 | \$ 433,790 | \$ 445,369 | \$ 447,863 | \$ 464,508 | \$ 440,951 | \$ 478,874 | \$ 407,078 | \$ 428,105 | \$ 410,331 | \$ 346,723 | \$ 396,341 | \$ 413,889 | \$ 383,588 | \$ 448,726 | \$ 340,729 | \$ 380,034 | \$ 411,832 | \$ 412,864 | \$ 312,864 | \$ - | \$ 5,082,370 | \$ 4,921,864 | \$ 5,177,431.41 | \$ 3,382,189.64 | | | |
| Outpatient - Surgery | | \$ 2,042,474 | \$ 2,032,149 | \$ 2,047,617 | \$ 1,952,992 | \$ 2,001,080 | \$ 2,088,900 | \$ 1,926,610 | \$ 1,916,360 | \$ 1,733,387 | \$ 1,969,730 | \$ 1,598,605 | \$ 1,636,751 | \$ 1,704,739 | \$ 1,688,164 | \$ 1,689,723 | \$ 1,747,107 | \$ 1,942,006 | \$ 1,615,019 | \$ 1,567,536 | \$ 1,521,979 | \$ 627,360 | \$ 23,513,500 | \$ 21,139,192 | \$ 22,917,708.77 | \$ 14,103,633.99 | | | |
| Outpatient - Other | | \$ 2,381,122 | \$ 2,356,520 | \$ 2,507,036 | \$ 2,524,545 | \$ 2,364,058 | \$ 2,373,204 | \$ 2,745,443 | \$ 2,478,801 | \$ 2,154,617 | \$ 2,160,842 | \$ 2,218,246 | \$ 1,949,174 | \$ 2,196,212 | \$ 1,865,193 | \$ 1,928,258 | \$ 2,168,086 | \$ 2,177,532 | \$ 1,615,181 | \$ 1,733,869 | \$ 1,885,553 | \$ 604,312 | \$ 28,797,240 | \$ 26,133,611 | \$ 28,422,638.68 | \$ 16,801,206.30 | | | |
| CMS 1500 Payments | | | | | | | | | | | | | | | | | | | | | | | | | | | | | |
| Professional - E&M | | \$ 1,262,022 | \$ 1,035,135 | \$ 4,986,872 | \$ 4,920,538 | \$ 4,926,456 | \$ 4,340,505 | \$ 4,403,018 | \$ 5,034,847 | \$ 4,490,937 | \$ 5,130,389 | \$ 4,869,953 | \$ 4,131,229 | \$ 4,915,799 | \$ 4,749,720 | \$ 4,729,365 | \$ 4,922,316 | \$ 4,520,333 | \$ 3,917,616 | \$ 4,392,714 | \$ 4,394,601 | \$ 2,283,857 | \$ 58,486,581 | \$ 55,615,541 | \$ 57,196,079.91 | \$ 38,826,341.41 | | | |
| Professional - Home Health | | \$ 601,477 | \$ 621,255 | \$ 627,885 | \$ 771,083 | \$ 618,535 | \$ 444,581 | \$ 618,535 | \$ 651,165 | \$ 719,842 | \$ 831,433 | \$ 785,352 | \$ 711,304 | \$ 759,550 | \$ 711,304 | \$ 759,550 | \$ 800,099 | \$ 621,719 | \$ 438,033 | \$ 566,084 | \$ 641,929 | \$ 263,652 | \$ 7,753,106.95 | \$ 6,264,485 | \$ 7,753,106.95 | \$ 6,264,485.00 | | | |
| Professional - Maternity | | \$ 511,822 | \$ 394,954 | \$ 494,283 | \$ 524,681 | \$ 454,754 | \$ 485,060 | \$ 489,964 | \$ 532,563 | \$ 506,860 | \$ 528,743 | \$ 456,378 | \$ 487,324 | \$ 463,933 | \$ 405,041 | \$ 380,080 | \$ 371,832 | \$ 386,271 | \$ 347,526 | \$ 388,217 | \$ 341,641 | \$ 156,615 | \$ 5,684,979 | \$ 5,366,504 | \$ 5,684,979.00 | \$ 5,366,504.00 | | | |
| Professional - Surgery | | \$ 916,068 | \$ 941,279 | \$ 977,960 | \$ 988,676 | \$ 958,816 | \$ 972,298 | \$ 972,298 | \$ 972,298 | \$ 972,298 | \$ 972,298 | \$ 972,298 | \$ 972,298 | \$ 972,298 | \$ 972,298 | \$ 972,298 | \$ 972,298 | \$ 972,298 | \$ 972,298 | \$ 972,298 | \$ 972,298 | \$ 972,298 | \$ 11,368,553.57 | \$ 10,667,007 | \$ 11,368,553.57 | \$ 10,667,007.00 | | | |
| Professional - DME | | \$ 714,259 | \$ 632,936 | \$ 765,471 | \$ 699,458 | \$ 763,078 | \$ 827,950 | \$ 691,169 | \$ 887,703 | \$ 801,926 | \$ 891,169 | \$ 777,742 | \$ 739,459 | \$ 671,994 | \$ 605,324 | \$ 658,828 | \$ 715,408 | \$ 638,738 | \$ 679,176 | \$ 605,968 | \$ 594,538 | \$ 257,098 | \$ 8,635,408 | \$ 8,432,679 | \$ 8,635,408.00 | \$ 8,432,679.00 | | | |
| Professional - Lab | | \$ 632,969 | \$ 610,976 | \$ 656,183 | \$ 665,117 | \$ 688,808 | \$ 656,117 | \$ 677,236 | \$ 591,199 | \$ 627,746 | \$ 642,610 | \$ 554,410 | \$ 588,130 | \$ 588,130 | \$ 527,611 | \$ 569,618 | \$ 567,742 | \$ 492,206 | \$ 533,005 | \$ 554,805 | \$ 301,706 | \$ - | \$ 7,525,564.21 | \$ 5,935,025 | \$ 7,525,564.21 | \$ 5,935,025.00 | | | |
| Professional - Radiology | | \$ 271,753 | \$ 227,501 | \$ 248,032 | \$ 243,193 | \$ 207,686 | \$ 255,933 | \$ 229,226 | \$ 255,252 | \$ 264,367 | \$ 219,209 | \$ 244,701 | \$ 201,400 | \$ 179,871 | \$ 197,100 | \$ 192,273 | \$ 197,507 | \$ 188,140 | \$ 188,371 | \$ 175,383 | \$ 163,844 | \$ 84,144 | \$ 3,074,582 | \$ 2,624,709 | \$ 3,074,582.00 | \$ 2,624,709.00 | | | |
| Professional - Transportation | | \$ 3,252,677 | \$ 2,788,706 | \$ 3,176,215 | \$ 2,951,624 | \$ 3,084,329 | \$ 3,004,172 | \$ 2,857,435 | \$ 3,396,312 | \$ 2,745,629 | \$ 3,095,499 | \$ 3,102,608 | \$ 2,643,044 | \$ 2,896,102 | \$ 2,702,329 | \$ 2,633,218 | \$ 2,700,689 | \$ 2,509,902 | \$ 2,328,962 | \$ 2,654,775 | \$ 2,498,927 | \$ 975,206 | \$ | | | | | | |

Medical Loss Ratio Report - Non-CHOICES and CHOICES

Region: Middle
 MCO: UnitedHealthcare Plan of the River Valley, Inc.
 Paid Through: 9/30/2019

| Enrollment | Member Months | Reporting Month | 2018 | | | | | | | | | | | | 2019 | | | | | | | | | | | | FY2018 | FY2019 | CY2018 | CY2019 |
|---|---|----------------------|----------------------|----------------------|----------------------|----------------------|----------------------|----------------------|----------------------|----------------------|----------------------|----------------------|----------------------|----------------------|----------------------|----------------------|----------------------|----------------------|----------------------|----------------------|----------------------|-----------------------|-----------------------|--------------------------|--------------------------|--------------------------|-----------------|--------|--------|--------|
| | | | Incurred Month | | | | | | | | | | | | Incurred Month | | | | | | | | | | | | | | | |
| | | | Jan-18 | Feb-18 | Mar-18 | Apr-18 | May-18 | Jun-18 | Jul-18 | Aug-18 | Sep-18 | Oct-18 | Nov-18 | Dec-18 | Jan-19 | Feb-19 | Mar-19 | Apr-19 | May-19 | Jun-19 | Jul-19 | Aug-19 | Sep-19 | | | | | | | |
| | | | 171,323 | 170,555 | 169,099 | 166,306 | 165,598 | 165,025 | 157,333 | 155,855 | 156,575 | 156,686 | 156,350 | 156,883 | 157,650 | 158,696 | 159,710 | 160,487 | 161,402 | 162,140 | 162,173 | 161,591 | 160,813 | 2,016,189 | 1,899,770 | 1,947,582 | 1,444,661 | | | |
| Revenue | Capitation Revenue for All Members | \$ 63,434,781 | \$ 63,355,644 | \$ 63,133,428 | \$ 62,627,159 | \$ 62,687,662 | \$ 62,699,742 | \$ 60,928,270 | \$ 60,594,382 | \$ 60,754,250 | \$ 60,708,154 | \$ 60,363,371 | \$ 60,222,407 | \$ 60,022,624 | \$ 60,107,342 | \$ 60,185,541 | \$ 60,175,269 | \$ 60,138,986 | \$ 60,035,627 | \$ 59,582,476 | \$ 58,799,907 | \$ 57,812,102 | \$ 733,468,937 | \$ 724,236,222 | \$ 741,509,249.95 | \$ 536,849,873.22 | | | | |
| | Accrual for ACA Health Insurer Fee | \$ 1,052,508 | \$ 1,052,508 | \$ 1,052,508 | \$ 1,052,508 | \$ 1,052,508 | \$ 1,052,508 | \$ 1,052,508 | \$ 1,052,508 | \$ 1,052,508 | \$ 1,052,508 | \$ 1,052,508 | \$ 1,052,508 | \$ 1,052,508 | \$ 1,052,508 | \$ 1,052,508 | \$ 1,052,508 | \$ 1,052,508 | \$ 1,052,508 | \$ 1,052,508 | \$ 1,052,508 | \$ 1,052,508 | \$ 1,052,508 | \$ 6,315,045 | \$ 6,315,045 | \$ 12,630,090.40 | \$ - | | | |
| | Risk sharing mechanism receipts | \$ - | \$ - | \$ - | \$ - | \$ - | \$ - | \$ - | \$ - | \$ - | \$ - | \$ - | \$ - | \$ - | \$ - | \$ - | \$ - | \$ - | \$ - | \$ - | \$ - | \$ - | \$ - | \$ - | \$ - | \$ - | \$ - | | | |
| | Directed Payments Received | \$ 6,059,156 | \$ 6,032,144 | \$ 5,980,540 | \$ 5,882,056 | \$ 5,856,274 | \$ 5,837,091 | \$ 5,654,580 | \$ 5,512,517 | \$ 5,537,716 | \$ 5,541,868 | \$ 5,529,963 | \$ 5,548,879 | \$ 6,133,052 | \$ 6,159,417 | \$ 6,178,538 | \$ 6,187,067 | \$ 6,198,684 | \$ 6,189,589 | \$ 6,120,195 | \$ 5,985,924 | \$ 5,830,694 | \$ 70,565,162 | \$ 70,281,871 | \$ 68,882,784.71 | \$ 54,983,160.45 | | | | |
| | Withholds under 42 CFR 438.6 (b) 3 (if applicable) | \$ - | \$ - | \$ - | \$ - | \$ - | \$ - | \$ - | \$ - | \$ - | \$ - | \$ - | \$ - | \$ - | \$ - | \$ - | \$ - | \$ - | \$ - | \$ - | \$ - | \$ - | \$ - | \$ - | \$ - | \$ - | \$ - | | | |
| | Reinsurance Recovery | \$ - | \$ - | \$ - | \$ - | \$ - | \$ - | \$ - | \$ - | \$ - | \$ - | \$ - | \$ - | \$ - | \$ - | \$ - | \$ - | \$ - | \$ - | \$ - | \$ - | \$ - | \$ - | \$ - | \$ - | \$ - | \$ - | | | |
| | Unpaid Cost Sharing Amounts 42 CFR 438.8 (f)(2)(iv) | \$ - | \$ - | \$ - | \$ - | \$ - | \$ - | \$ - | \$ - | \$ - | \$ - | \$ - | \$ - | \$ - | \$ - | \$ - | \$ - | \$ - | \$ - | \$ - | \$ - | \$ - | \$ - | \$ - | \$ - | \$ - | \$ - | | | |
| | Changes to unearned premium reserves 42 CFR 438.8 (f)(2)(v) | \$ - | \$ - | \$ - | \$ - | \$ - | \$ - | \$ - | \$ - | \$ - | \$ - | \$ - | \$ - | \$ - | \$ - | \$ - | \$ - | \$ - | \$ - | \$ - | \$ - | \$ - | \$ - | \$ - | \$ - | \$ - | \$ - | | | |
| | Other Accruals (Explain in comments) | \$ (319,468) | \$ (290,621) | \$ (290,625) | \$ (263,826) | \$ (263,826) | \$ (263,826) | \$ (263,826) | \$ (257,109) | \$ (255,541) | \$ (255,388) | \$ (255,034) | \$ (253,670) | \$ (254,233) | \$ 25,745 | \$ 29,926 | \$ 32,465 | \$ 126,393 | \$ 254,703 | \$ 433,890 | \$ 722,102 | \$ 1,105,213 | \$ 64,965 | \$ (2,918,475) | \$ (627,855) | \$ (3,223,165.88) | \$ 2,795,401.50 | | | |
| | Gross Revenue | \$ 70,226,977 | \$ 70,149,676 | \$ 69,875,850 | \$ 69,297,897 | \$ 69,332,618 | \$ 69,325,515 | \$ 67,288,248 | \$ 66,903,866 | \$ 67,089,087 | \$ 67,047,496 | \$ 66,692,171 | \$ 66,571,398 | \$ 66,183,932 | \$ 66,299,922 | \$ 66,400,775 | \$ 66,493,963 | \$ 66,599,172 | \$ 66,669,398 | \$ 66,443,339 | \$ 65,907,390 | \$ 65,298,831 | \$ 807,430,669 | \$ 800,239,427 | \$ 819,800,797.41 | \$ 596,296,723.31 | | | | |
| Other Federal, State, Local Taxes and Licensing and Regulatory Fees 438.8 (f)(3) - EXCLUDING HIF and federal income and State Premium Taxes | \$ 192,080 | \$ 355,562 | \$ 201,742 | \$ 282,193 | \$ 217,212 | \$ 243,913 | \$ 126,543 | \$ 146,258 | \$ 219,212 | \$ 100,532 | \$ 205,639 | \$ 36,027 | \$ - | \$ - | \$ - | \$ - | \$ - | \$ - | \$ - | \$ - | \$ - | \$ - | \$ (2,393,894) | \$ 834,212 | \$ 2,326,912.87 | \$ - | | | | |
| Accrual for ACA Health Insurer Fee (from above) | \$ 1,052,508 | \$ 1,052,508 | \$ 1,052,508 | \$ 1,052,508 | \$ 1,052,508 | \$ 1,052,508 | \$ 1,052,508 | \$ 1,052,508 | \$ 1,052,508 | \$ 1,052,508 | \$ 1,052,508 | \$ 1,052,508 | \$ 1,052,508 | \$ 1,052,508 | \$ 1,052,508 | \$ 1,052,508 | \$ 1,052,508 | \$ 1,052,508 | \$ 1,052,508 | \$ 1,052,508 | \$ 1,052,508 | \$ 1,052,508 | \$ 6,315,045 | \$ 6,315,045 | \$ 12,630,090.40 | \$ - | | | | |
| Premium Tax | \$ 4,189,636 | \$ 4,163,267 | \$ 4,146,638 | \$ 4,110,553 | \$ 4,112,636 | \$ 4,122,210 | \$ 3,989,371 | \$ 3,966,414 | \$ 3,977,518 | \$ 3,975,001 | \$ 3,953,600 | \$ 3,946,277 | \$ 3,969,341 | \$ 3,976,006 | \$ 3,981,845 | \$ 3,981,740 | \$ 3,980,260 | \$ 3,973,513 | \$ 3,942,160 | \$ 3,886,550 | \$ 3,818,568 | \$ 48,242,046 | \$ 47,671,086 | \$ 48,623,522.08 | \$ 35,509,982.02 | | | | | |
| Revenue Net of Taxes and Fees | \$ 64,812,753 | \$ 64,578,339 | \$ 64,474,762 | \$ 63,852,643 | \$ 63,950,263 | \$ 63,916,885 | \$ 62,119,626 | \$ 61,738,686 | \$ 61,839,949 | \$ 61,919,454 | \$ 61,480,424 | \$ 61,536,587 | \$ 62,214,592 | \$ 62,323,916 | \$ 62,418,931 | \$ 62,512,223 | \$ 62,618,912 | \$ 62,695,885 | \$ 62,501,179 | \$ 62,020,840 | \$ 61,480,264 | \$ 755,267,472 | \$ 745,419,865 | \$ 756,220,272.06 | \$ 560,786,741.23 | | | | | |
| Medical Services | CMS 1450UB 92 Payments | | | | | | | | | | | | | | | | | | | | | | | | | | | | | |
| | Inpatient - Maternity | \$ 948,780 | \$ 910,549 | \$ 1,235,571 | \$ 885,129 | \$ 1,095,907 | \$ 952,985 | \$ 1,133,675 | \$ 1,094,755 | \$ 943,265 | \$ 17,463 | \$ 38,888 | \$ 67,920 | \$ 65,633 | \$ 45,545 | \$ 52,912 | \$ 37,215 | \$ 26,977 | \$ 36,935 | \$ 31,223 | \$ 51,879 | \$ 16,157 | \$ 12,356,413 | \$ 3,561,186 | \$ 9,324,888.08 | \$ 364,477.49 | | | | |
| | Inpatient - Newborn | \$ 2,732,449 | \$ 1,833,021 | \$ 2,258,299 | \$ 1,943,943 | \$ 4,340,862 | \$ 1,694,356 | \$ 2,076,936 | \$ 1,990,241 | \$ 2,386,566 | \$ 2,666,541 | \$ 2,365,995 | \$ 2,295,459 | \$ 1,824,336 | \$ 1,788,423 | \$ 1,967,630 | \$ 2,093,678 | \$ 1,481,772 | \$ 667,581 | \$ 1,176,044 | \$ 820,286 | \$ 83,712 | \$ 26,527,583 | \$ 26,010,159 | \$ 29,124,668.29 | \$ 11,903,462.06 | | | | |
| | Inpatient - Medical | \$ 3,272,765 | \$ 2,096,378 | \$ 2,138,380 | \$ 2,096,430 | \$ 1,982,546 | \$ 2,061,954 | \$ 2,123,698 | \$ 2,003,986 | \$ 2,303,601 | \$ 2,192,026 | \$ 2,177,903 | \$ 2,252,879 | \$ 1,864,106 | \$ 2,311,479 | \$ 2,136,285 | \$ 2,046,698 | \$ 1,995,618 | \$ 2,275,902 | \$ 2,049,080 | \$ 461,603 | \$ 28,510,177 | \$ 26,816,686.27 | \$ 27,193,950.60 | \$ 28,516,686.27 | \$ 17,393,650.86 | | | | |
| | Inpatient - Surgery | \$ 1,607,419 | \$ 1,310,016 | \$ 1,223,335 | \$ 1,937,509 | \$ 1,482,622 | \$ 1,329,027 | \$ 1,465,538 | \$ 1,949,414 | \$ 1,494,233 | \$ 1,166,927 | \$ 1,046,547 | \$ 893,911 | \$ 1,692,585 | \$ 1,368,125 | \$ 1,065,522 | \$ 1,060,487 | \$ 1,189,409 | \$ 871,346 | \$ 850,677 | \$ 830,796 | \$ 106,669 | \$ 18,747,584 | \$ 15,268,043 | \$ 16,905,996.81 | \$ 9,039,614.84 | | | | |
| | Inpatient - Other | \$ 3,629,181 | \$ 2,981,649 | \$ 2,873,377 | \$ 2,831,485 | \$ 3,040,602 | \$ 2,818,700 | \$ 4,749,599 | \$ 3,400,567 | \$ 2,944,923 | \$ 2,421,733 | \$ 4,916,886 | \$ 4,239,024 | \$ 3,770,680 | \$ 3,367,115 | \$ 3,234,226 | \$ 3,079,926 | \$ 3,254,804 | \$ 3,788,725 | \$ 3,627,962 | \$ 2,744,299 | \$ 590,584 | \$ 36,140,807 | \$ 42,647,168 | \$ 42,647,168.87 | \$ 27,458,321.55 | | | | |
| | Outpatient - Emergency Room | \$ 3,351,312 | \$ 3,248,265 | \$ 3,057,826 | \$ 3,054,169 | \$ 3,214,654 | \$ 2,882,909 | \$ 2,774,044 | \$ 2,918,148 | \$ 2,897,379 | \$ 2,823,259 | \$ 2,740,374 | \$ 2,998,253 | \$ 2,903,044 | \$ 2,719,966 | \$ 2,948,662 | \$ 2,884,384 | \$ 2,873,467 | \$ 2,737,124 | \$ 2,707,781 | \$ 2,641,348 | \$ 1,494,148 | \$ 37,644,264 | \$ 34,218,103 | \$ 35,960,591.11 | \$ 23,909,924.06 | | | | |
| | Outpatient - Radiology | \$ 308,549 | \$ 296,510 | \$ 248,500 | \$ 277,870 | \$ 314,886 | \$ 278,116 | \$ 314,886 | \$ 301,441 | \$ 345,575 | \$ 266,426 | \$ 288,766 | \$ 288,766 | \$ 277,881 | \$ 277,881 | \$ 240,177 | \$ 346,319 | \$ 526,148 | \$ 528,880 | \$ 528,880 | \$ 519,616 | \$ 246,463 | \$ 3,189,562 | \$ 3,382,084 | \$ 3,389,885.98 | \$ 3,515,845.60 | | | | |
| | Outpatient - Surgery | \$ 474,987 | \$ 480,263 | \$ 530,628 | \$ 487,774 | \$ 530,426 | \$ 488,783 | \$ 427,891 | \$ 503,098 | \$ 488,069 | \$ 484,866 | \$ 444,986 | \$ 407,108 | \$ 464,442 | \$ 441,883 | \$ 455,271 | \$ 485,667 | \$ 468,751 | \$ 453,833 | \$ 466,286 | \$ 479,856 | \$ 267,319 | \$ 5,674,149 | \$ 5,255,466 | \$ 5,748,881.45 | \$ 3,977,308.67 | | | | |
| | Outpatient - Other | \$ 1,720,330 | \$ 1,654,860 | \$ 1,973,810 | \$ 1,825,803 | \$ 1,786,221 | \$ 1,775,662 | \$ 1,764,658 | \$ 1,856,139 | \$ 1,523,562 | \$ 1,483,754 | \$ 1,657,003 | \$ 1,481,744 | \$ 1,957,405 | \$ 1,679,075 | \$ 1,686,232 | \$ 1,743,912 | \$ 1,724,250 | \$ 1,533,719 | \$ 1,730,810 | \$ 1,579,120 | \$ 721,021 | \$ 20,627,614 | \$ 20,341,444 | \$ 20,753,536.53 | \$ 14,361,544.08 | | | | |
| Outpatient - Other | \$ 3,211,905 | \$ 2,947,267 | \$ 3,265,202 | \$ 3,294,903 | \$ 3,323,232 | \$ 3,138,662 | \$ 3,273,474 | \$ 3,226,453 | \$ 3,024,803 | \$ 3,315,653 | \$ 2,939,593 | \$ 2,756,961 | \$ 3,182,741 | \$ 2,851,245 | \$ 2,986,925 | \$ 3,428,143 | \$ 3,133,932 | \$ 2,979,561 | \$ 2,994,724 | \$ 2,991,973 | \$ 964,423 | \$ 36,437,599 | \$ 37,099,394 | \$ 37,718,037.74 | \$ 25,513,665.86 | | | | | |
| CMS 1500 Payments | | | | | | | | | | | | | | | | | | | | | | | | | | | | | | |
| Professional - E&M | \$ 6,250,788 | \$ 5,360,005 | \$ 5,310,766 | \$ 5,115,452 | \$ 5,047,716 | \$ 4,460,047 | \$ 4,613,720 | \$ 5,249,548 | \$ 4,567,141 | \$ 5,347,498 | \$ 5,047,827 | \$ 4,582,641 | \$ 5,337,724 | \$ 4,892,976 | \$ 4,990,350 | \$ 5,167,782 | \$ 4,877,859 | \$ 4,335,008 | \$ 4,886,076 | \$ 4,900,172 | \$ 2,499,490 | \$ 61,263,794 | \$ 58,953,874 | \$ 59,936,948.74 | \$ 41,887,437.65 | | | | | |
| Professional - Home Health | \$ 323,304 | \$ 315,093 | \$ 309,105 | \$ 346,507 | \$ 289,243 | \$ 280,518 | \$ 322,476 | \$ 321,480 | \$ 316,105 | \$ 364,937 | \$ 298,122 | \$ 259,420 | \$ 320,317 | \$ 314,381 | \$ 313,307 | \$ 366,310 | \$ 297,375 | \$ 251,480 | \$ 361,614 | \$ 297,333 | \$ 104,679 | \$ 3,346,820 | \$ 3,744,932 | \$ 3,745,521.08 | \$ 2,626,805.74 | | | | | |
| Professional - Maternity | \$ 644,998 | \$ 527,682 | \$ 623,054 | \$ 562,228 | \$ 574,920 | \$ 538,440 | \$ 623,464 | \$ 630,045 | \$ 600,132 | \$ 633,205 | \$ 606,237 | \$ 621,457 | \$ 490,127 | \$ 617,148 | \$ 573,687 | \$ 692,757 | \$ 518,978 | \$ 646,978 | \$ 508,029 | \$ 254,022 | \$ 164,672 | \$ 7,071,039 | \$ 7,202,538 | \$ 7,159,702.42 | \$ 4,924,063.97 | | | | | |
| Professional - Surgery | \$ 966,625 | \$ 1,001,593 | \$ 1,049,977 | \$ 1,018,892 | \$ 1,134,730 | \$ 949,545 | \$ 1,140,040 | \$ 1,056,800 | \$ 847,462 | \$ 936,072 | \$ 944,810 | \$ 773,672 | \$ 895,435 | \$ 848,250 | \$ 942,654 | \$ 978,762 | \$ 985,458 | \$ 894,239 | \$ 899,615 | \$ 771,983 | \$ 315,526 | \$ 11,931,754 | \$ 11,330,634 | \$ 11,820,218.05 | \$ 7,621,922.39 | | | | | |
| Professional - DME | \$ 659,158 | \$ 685,556 | \$ 645,862 | \$ 641,094 | \$ 698,608 | \$ 714,986 | \$ 711,065 | \$ 738,520 | \$ 778,416 | \$ 712,443 | \$ 618,737 | \$ 657,417 | \$ 688,300 | \$ 695,868 | \$ 614,624 | \$ 688,871 | \$ 781,250 | \$ 635,320 | \$ 693,858 | \$ 619,958 | \$ 319,223 | \$ 8,472,578 | \$ 8,323,830 | \$ 8,261,862.11 | \$ 5,737,271.48 | | | | | |
| Professional - Lab | \$ 902,857 | \$ 992,088 | \$ 833,886 | \$ 737,619 | \$ 747,316 | \$ 664,301 | \$ 652,371 | \$ 728,108 | \$ 657,325 | \$ 741,626 | \$ 673,065 | \$ 676,970 | \$ 894,729 | \$ 850,879 | \$ 798,646 | \$ 765,092 | \$ 703,106 | \$ 597,682 | \$ 640,015 | \$ 659,181 | \$ 329,118 | \$ 9,482,534 | \$ 8,739,600 | \$ 9,007,532.30 | \$ 6,238,447.85 | | | | | |
| Professional - Radiology | \$ 723,552 | \$ 723,350 | \$ 776,688 | \$ 745,813 | \$ 795,609 | \$ 711,142 | \$ 732,656 | \$ 804,853 | \$ 719,724 | \$ 779,356 | \$ 679,696 | \$ 608,656 | \$ 730,214 | \$ 644,187 | \$ 668,809 | \$ 755,953 | \$ 747,524 | \$ 682,646 | \$ 698,681 | \$ 752,026 | \$ 361,186 | \$ 8,091,714 | \$ 8,554, | | | | | | | |

| | | | | | | | | | | | | | | | | | | | | | | | | | | | |
|--------------------------------------|---|--------------|--------------|--------------|--------------|--------------|--------------|--------------|--------------|--------------|--------------|--------------|--------------|--------------|--------------|--------------|--------------|--------------|--------------|--------------|--------------|---------------|---------------|------------------|------------------|------------------|--|
| Administrative Cost Breakdown | Corporate Overhead Allocation (provide allocation formula across owned plans in comments) | \$ 442,874 | \$ 526,990 | \$ 377,517 | \$ 503,677 | \$ 423,712 | \$ 424,596 | \$ 334,402 | \$ 411,869 | \$ 397,073 | \$ 372,978 | \$ 395,158 | \$ 346,875 | \$ 364,865 | \$ 355,885 | \$ 685,695 | \$ 311,093 | \$ 426,405 | \$ 577,100 | \$ 327,553 | \$ 595,908 | \$ 507,967 | \$ 6,001,700 | \$ 4,979,397 | \$ 4,957,719.50 | \$ 4,152,470.14 | |
| | Reinsurance Premiums | \$ 64,168 | \$ 64,118 | \$ 63,895 | \$ 63,416 | \$ 63,476 | \$ 63,488 | \$ 61,724 | \$ 61,391 | \$ 61,551 | \$ 61,506 | \$ 61,162 | \$ 61,023 | \$ 60,051 | \$ 60,141 | \$ 60,222 | \$ 60,307 | \$ 60,400 | \$ 60,480 | \$ 60,323 | \$ 59,921 | \$ 59,468 | \$ 736,866 | \$ 729,958 | \$ 750,918.01 | \$ 541,313.56 | |
| | General Operating Expenses (rent, utilities, etc.) | \$ 90,177 | \$ 70,736 | \$ 53,786 | \$ 79,626 | \$ 78,195 | \$ 73,870 | \$ 151,087 | \$ 170,164 | \$ 230,525 | \$ 254,156 | \$ 138,296 | \$ 229,986 | \$ 54,310 | \$ 174,923 | \$ 369,402 | \$ 195,130 | \$ 193,368 | \$ 111,814 | \$ 259,873 | \$ 135,743 | \$ 244,058 | \$ 358,636 | \$ 2,273,160 | \$ 1,620,603.52 | \$ 1,738,619.10 | |
| | Medical Management (exclude QI expenses) | \$ 1,057,782 | \$ 1,284,712 | \$ 1,129,273 | \$ 1,239,815 | \$ 1,142,679 | \$ 1,110,232 | \$ 1,039,551 | \$ 978,229 | \$ 1,200,506 | \$ 1,068,235 | \$ 1,102,068 | \$ 1,171,258 | \$ 1,272,042 | \$ 1,309,259 | \$ 1,469,515 | \$ 1,482,427 | \$ 1,286,288 | \$ 1,286,291 | \$ 1,290,085 | \$ 1,208,129 | \$ 1,180,889 | \$ 13,460,888 | \$ 14,665,668 | \$ 13,524,338.06 | \$ 11,784,925.92 | |
| | Fraud, Waste, and Abuse Prevention Expenses | \$ 153,830 | \$ 96,990 | \$ 51,355 | \$ 144,855 | \$ 1,652 | \$ 247,036 | \$ 468,387 | \$ 106,529 | \$ 164,814 | \$ 1,575 | \$ 91,253 | \$ 173,899 | \$ 1,576 | \$ 171,391 | \$ 155,555 | \$ 322,657 | \$ 647,279 | \$ 1,618 | \$ 331,894 | \$ 112,165 | \$ 12,115 | \$ 1,691,450 | \$ 2,306,533 | \$ 1,702,175.11 | \$ 1,756,249.92 | |
| | Fines and penalties assessed by regulatory authorities | \$ 3,333 | \$ 51,667 | \$ (2,200) | \$ 3,433 | \$ 12,667 | \$ - | \$ 200 | \$ 10,000 | \$ 3,667 | \$ 2,167 | \$ 15,467 | \$ (12,167) | \$ 16,767 | \$ 200 | \$ (3,467) | \$ 1,200 | \$ 367 | \$ 3,233 | \$ 25,799 | \$ 2,900 | \$ 16,013 | \$ 117,800 | \$ 37,433 | \$ 88,233.33 | \$ 62,801.30 | |
| | Other - please define in comments | \$ 142,759 | \$ 195,338 | \$ 85,013 | \$ 130,918 | \$ 110,797 | \$ 197,971 | \$ 163,260 | \$ 167,316 | \$ 126,304 | \$ 182,450 | \$ 198,986 | \$ 69,065 | \$ 111,837 | \$ 134,661 | \$ 126,033 | \$ 125,525 | \$ 173,189 | \$ 145,091 | \$ 128,877 | \$ 179,744 | \$ 134,476 | \$ 2,284,686 | \$ 1,723,716 | \$ 1,770,177.45 | \$ 1,259,431.90 | |
| | Health Care Quality Improvement and Other Expenses* | | | | | | | | | | | | | | | | | | | | | | | | | | |
| | Improvement of health outcomes | \$ 556,911 | \$ 603,117 | \$ 687,794 | \$ 596,503 | \$ 602,060 | \$ 604,878 | \$ 621,234 | \$ 627,452 | \$ 610,053 | \$ 635,873 | \$ 620,811 | \$ 1,739,790 | \$ 761,351 | \$ 879,410 | \$ 441,178 | \$ 708,570 | \$ 718,316 | \$ 688,821 | \$ 695,892 | \$ 734,015 | \$ 769,957 | \$ 7,763,400 | \$ 9,052,919 | \$ 8,506,535.97 | \$ 6,397,508.83 | |
| | Activities to prevent hospital readmission | \$ 387,138 | \$ 412,429 | \$ 532,909 | \$ 426,806 | \$ 429,983 | \$ 416,451 | \$ 454,636 | \$ 446,617 | \$ 433,769 | \$ 460,943 | \$ 426,900 | \$ 564,872 | \$ 526,237 | \$ 485,224 | \$ 304,937 | \$ 446,090 | \$ 451,003 | \$ 437,666 | \$ 436,798 | \$ 458,542 | \$ 477,409 | \$ 5,871,834 | \$ 5,438,882 | \$ 5,393,451.10 | \$ 4,023,895.83 | |
| | Improvement of patient safety and reduce medical errors | \$ 326,124 | \$ 349,973 | \$ 386,022 | \$ 341,265 | \$ 343,706 | \$ 355,477 | \$ 343,919 | \$ 353,591 | \$ 345,872 | \$ 351,926 | \$ 355,809 | \$ 867,302 | \$ 419,421 | \$ 469,530 | \$ 250,520 | \$ 386,873 | \$ 391,811 | \$ 374,857 | \$ 381,716 | \$ 399,503 | \$ 417,749 | \$ 4,329,763 | \$ 4,911,432 | \$ 4,720,985.91 | \$ 3,491,980.85 | |
| | Wellness and health promotion activities | \$ 153,053 | \$ 169,793 | \$ 120,465 | \$ 142,101 | \$ 143,900 | \$ 150,501 | \$ 144,981 | \$ 151,532 | \$ 147,134 | \$ 150,456 | \$ 155,583 | \$ 149,486 | \$ 192,605 | \$ 160,362 | \$ 82,302 | \$ 148,881 | \$ 151,390 | \$ 143,550 | \$ 146,435 | \$ 155,617 | \$ 165,688 | \$ 1,722,292 | \$ 1,778,261 | \$ 1,778,983.90 | \$ 1,346,829.27 | |
| | Health information technology expenses related to improving health care quality | \$ 194,864 | \$ 212,667 | \$ 322,549 | \$ 234,179 | \$ 236,733 | \$ 245,730 | \$ 237,888 | \$ 248,049 | \$ 240,767 | \$ 244,945 | \$ 253,116 | \$ (183,838) | \$ 307,579 | \$ 172,401 | \$ 126,022 | \$ 206,422 | \$ 209,369 | \$ 200,903 | \$ 202,371 | \$ 214,215 | \$ 225,018 | \$ 3,246,017 | \$ 2,263,622 | \$ 2,487,649.28 | \$ 1,864,299.61 | |
| | Allowable technology implementation expenses (explain in comments) | \$ - | \$ - | \$ - | \$ - | \$ - | \$ - | \$ - | \$ - | \$ - | \$ - | \$ - | \$ - | \$ - | \$ - | \$ - | \$ - | \$ - | \$ - | \$ - | \$ - | \$ - | \$ - | \$ - | \$ - | \$ - | |
| | Activities related to external quality review | \$ - | \$ - | \$ - | \$ - | \$ - | \$ - | \$ - | \$ - | \$ - | \$ - | \$ - | \$ - | \$ - | \$ - | \$ - | \$ - | \$ - | \$ - | \$ - | \$ - | \$ - | \$ - | \$ - | \$ - | \$ - | |
| Total Admin | \$ 6,135,240 | \$ 6,821,223 | \$ 6,671,014 | \$ 6,572,366 | \$ 6,161,098 | \$ 6,554,020 | \$ 6,661,246 | \$ 6,195,035 | \$ 6,501,060 | \$ 6,201,398 | \$ 6,282,089 | \$ 7,661,898 | \$ 6,483,277 | \$ 6,587,246 | \$ 6,689,066 | \$ 6,879,828 | \$ 6,985,247 | \$ 6,475,358 | \$ 6,779,157 | \$ 6,490,636 | \$ 7,148,137 | \$ 80,535,505 | \$ 79,602,747 | \$ 78,417,686.67 | \$ 60,517,950.69 | | |

| | | | | | | | | | | | | | | | | | | | | | | | | | | |
|--|--|------------|--------------|--------------|--------------|--------------|--------------|--------------|--------------|--------------|--------------|--------------|--------------|--------------|--------------|--------------|--------------|--------------|--------------|--------------|--------------|--------------|---------------|---------------|------------------|------------------|
| Recoveries | Claims payments recovered through fraud reduction efforts (not to exceed the amount of fraud reduction expenses) | \$ 251 | \$ 489 | \$ 862 | \$ 1,726 | \$ 1,610 | \$ - | \$ 104 | \$ 2,138 | \$ 339 | \$ - | \$ 277 | \$ 713 | \$ 524 | \$ 1,529 | \$ 400 | \$ 783 | \$ - | \$ - | \$ - | \$ - | \$ - | \$ 6,102 | \$ 6,807 | \$ 8,510.16 | \$ 3,235.58 |
| | Provider Overpayment Recoveries | \$ 600,337 | \$ 1,722,801 | \$ 1,536,777 | \$ 1,299,680 | \$ 1,102,479 | \$ 1,653,207 | \$ 1,559,467 | \$ 1,843,189 | \$ 1,142,609 | \$ 1,421,828 | \$ 1,739,315 | \$ 2,876,429 | \$ 1,457,585 | \$ 1,954,697 | \$ 2,057,751 | \$ 2,277,068 | \$ 3,288,756 | \$ 2,381,968 | \$ 2,935,768 | \$ 2,300,905 | \$ 575,191 | \$ 31,035,129 | \$ 24,000,662 | \$ 18,498,116.87 | \$ 19,229,690.17 |
| | Third Party Liability Recoveries | \$ 270,170 | \$ 271,024 | \$ 495,712 | \$ 478,622 | \$ 273,254 | \$ 640,915 | \$ 178,939 | \$ 292,900 | \$ 216,449 | \$ 354,528 | \$ 198,293 | \$ 465,235 | \$ 151,676 | \$ 264,599 | \$ 149,711 | \$ 308,512 | \$ 171,480 | \$ 174,972 | \$ 187,819 | \$ 185,116 | \$ 17,295 | \$ 6,570,505 | \$ 2,927,301 | \$ 4,136,042.89 | \$ 1,611,285.20 |
| | Subcontractor Overpayment Recoveries | \$ - | \$ - | \$ - | \$ - | \$ - | \$ - | \$ - | \$ - | \$ - | \$ - | \$ - | \$ - | \$ - | \$ - | \$ - | \$ - | \$ - | \$ - | \$ - | \$ - | \$ - | \$ - | \$ - | \$ - | \$ - |
| | Recoverable claims for anticipated coordination of benefits | \$ 999,434 | \$ 1,536,850 | \$ 1,615,493 | \$ 607,896 | \$ 1,176,374 | \$ 1,027,304 | \$ 1,081,781 | \$ 962,872 | \$ 1,840,594 | \$ 1,435,282 | \$ 998,764 | \$ 893,531 | \$ 634,805 | \$ 1,355,193 | \$ 910,118 | \$ 1,224,517 | \$ 761,204 | \$ 1,065,887 | \$ 1,072,355 | \$ 1,463,109 | \$ 1,664,686 | \$ 14,178,344 | \$ 13,184,547 | \$ 14,176,173.88 | \$ 10,171,873.68 |
| Prescription drug rebates received and accrued | \$ - | \$ - | \$ - | \$ - | \$ - | \$ - | \$ - | \$ - | \$ - | \$ - | \$ - | \$ - | \$ - | \$ - | \$ - | \$ - | \$ - | \$ - | \$ - | \$ - | \$ - | \$ - | \$ - | \$ - | \$ - | |

| | | | | | | | | | | | | | | | | | | | | | | | | | | |
|--|---|-----------|-----------|-----------|-----------|-----------|-----------|-----------|-----------|-----------|-----------|-----------|-----------|-----------|-----------|-----------|-----------|-----------|-----------|-----------|-----------|-----------|-----------|-----------|-----------|-----------|
| MLR Calculations | Medical Loss Ratio, Gross Premium | 86.3% | 79.9% | 85.4% | 82.1% | 87.7% | 79.8% | 88.7% | 89.6% | 83.7% | 91.4% | 88.0% | 86.4% | 91.3% | 84.0% | 87.6% | 88.1% | 89.1% | 83.6% | 89.0% | 91.5% | 96.7% | 85.3% | 87.6% | 85.7% | 89.0% |
| | Medical Loss Ratio, Net Premium | 93.5% | 86.8% | 92.5% | 89.2% | 95.0% | 86.6% | 96.0% | 97.1% | 90.8% | 98.9% | 95.4% | 93.5% | 97.2% | 89.4% | 93.2% | 93.7% | 94.8% | 88.9% | 94.6% | 97.3% | 102.7% | 91.2% | 94.1% | 92.9% | 94.6% |
| | Per Member Expense | \$ 344.16 | \$ 318.28 | \$ 340.71 | \$ 331.83 | \$ 356.45 | \$ 324.49 | \$ 367.72 | \$ 372.93 | \$ 347.31 | \$ 379.22 | \$ 363.60 | \$ 346.68 | \$ 369.43 | \$ 337.27 | \$ 356.80 | \$ 353.26 | \$ 355.90 | \$ 332.18 | \$ 353.22 | \$ 361.21 | \$ 379.69 | \$ 330.34 | \$ 356.76 | \$ 348.96 | \$ 355.41 |
| | Loss Ratio without self-funded items for comparison purposes | 91.7% | 84.3% | 90.6% | 88.4% | 94.8% | 85.5% | 95.7% | 96.6% | 90.3% | 97.7% | 93.8% | 91.7% | 96.3% | 87.7% | 92.0% | 93.7% | 94.9% | 88.3% | 93.9% | 96.8% | 102.7% | 90.1% | 93.2% | 91.7% | 94.0% |
| | Loss Ratio without DFs or admin for comparison purposes | 89.0% | 81.4% | 87.1% | 85.4% | 91.8% | 82.4% | 92.5% | 93.3% | 87.2% | 94.4% | 90.6% | 86.2% | 92.4% | 83.9% | 89.9% | 90.3% | 91.5% | 85.1% | 90.6% | 93.3% | 99.0% | 86.8% | 89.8% | 88.4% | 90.6% |
| Reserve Total as a Percentage of Total Payments for comparison purposes | 0.2% | 0.4% | 0.4% | 0.4% | 0.4% | 0.5% | 0.6% | 0.6% | 0.7% | 1.5% | 1.0% | 1.3% | 2.3% | 2.2% | 3.4% | 3.4% | 4.7% | 6.4% | 6.8% | 13.0% | 63.9% | 0.3% | 2.3% | 0.7% | 12.3% | |

| | | | | | | | | | | | | | | | | | | | | | | | | | | |
|--|---|-------|-------|-------|-------|-------|-------|-------|-------|-------|-------|-------|--------|-------|-------|--------|--------|--------|-------|--------|-------|--------|-------|-------|-------|--------|
| Administrative Cost Percentages | Total Administrative Costs | 8.74% | 9.72% | 9.55% | 9.48% | 8.89% | 9.45% | 9.90% | 9.26% | 9.69% | 9.25% | 9.42% | 11.51% | 9.80% | 9.94% | 10.07% | 10.35% | 10.49% | 9.71% | 10.20% | 9.85% | 10.95% | 9.97% | 9.95% | 9.57% | 10.15% |
| | Fixed Admin | | | | | | | | | | | | | | | | | | | | | | | | | |
| | Care Coordination Costs, excluding QI expenses | 1.51% | 1.83% | 1.62% | 1.79% | 1.65% | 1.60% | 1.54% | 1.46% | 1.79% | 1.59% | 1.65% | 1.76% | 1.92% | 1.97% | 2.21% | 2.23% | 1.93% | 1.93% | 1.94% | 1.83% | 1.81% | 1.67% | 1.83% | 1.65% | 1.98% |
| | Quality Improvement Expenses | 2.30% | 2.49% | 2.53% | 2.51% | 2.53% | 2.56% | 2.68% | 2.73% | 2.65% | 2.75% | 2.72% | 4.71% | 3.33% | 3.27% | 1.81% | 2.85% | 2.89% | 2.77% | 2.80% | 2.98% | 3.15% | 2.84% | 2.93% | 2.79% | 2.87% |
| | Premium Tax | 5.94% | 5.93% | 5.93% | 5.93% | 5.93% | 5.93% | 5.93% | 5.93% | 5.93% | 5.93% | 5.93% | 5.93% | 6.00% | 6.00% | 6.00% | 5.99% | 5.98% | 5.96% | 5.93% | 5.90% | 5.85% | 5.97% | 5.96% | 5.93% | 5.96% |

Medical Loss Ratio Report - Non-CHOICES and CHOICES

Region: West
 MCO: UnitedHealthcare Plan of the River Valley, Inc.
 Paid Through: 9/30/2019

| Enrollment | Member Months | Reporting Month | 2018 | | | | | | | | | | | | 2019 | | | | | | | | | | | | FY2018 | FY2019 | CY2018 | CY2019 |
|---|---|-----------------|----------------|---------------|---------------|---------------|---------------|---------------|---------------|---------------|---------------|---------------|---------------|---------------|----------------|---------------|---------------|---------------|---------------|---------------|---------------|---------------|----------------|------------------|-------------------|-------------------|-------------------|--------|--------|--------|
| | | | Incurred Month | | | | | | | | | | | | Incurred Month | | | | | | | | | | | | | | | |
| | | | Jan-18 | Feb-18 | Mar-18 | Apr-18 | May-18 | Jun-18 | Jul-18 | Aug-18 | Sep-18 | Oct-18 | Nov-18 | Dec-18 | Jan-19 | Feb-19 | Mar-19 | Apr-19 | May-19 | Jun-19 | Jul-19 | Aug-19 | Sep-19 | | | | | | | |
| | | | 129,328 | 127,943 | 126,213 | 122,535 | 122,453 | 122,442 | 118,513 | 117,601 | 118,150 | 118,255 | 118,244 | 118,505 | 118,845 | 119,353 | 119,878 | 120,350 | 120,341 | 120,741 | 120,731 | 120,142 | 119,385 | 1,520,797 | 1,428,778 | 1,461,184 | 1,079,767 | | | |
| Revenue | Capitation Revenue for All Members | | \$ 46,108,174 | \$ 45,933,669 | \$ 45,742,470 | \$ 45,418,410 | \$ 45,378,722 | \$ 45,465,403 | \$ 44,733,025 | \$ 44,471,509 | \$ 44,412,504 | \$ 44,268,462 | \$ 44,091,437 | \$ 43,966,842 | \$ 45,141,263 | \$ 44,938,272 | \$ 44,827,991 | \$ 44,693,975 | \$ 44,459,463 | \$ 44,272,560 | \$ 43,857,417 | \$ 43,294,450 | \$ 42,680,121 | \$ 544,591,278 | \$ 534,277,304 | \$ 539,990,628.57 | \$ 398,165,512.58 | | | |
| | Accrual for ACA Health Insurer Fee | | \$ 893,890 | \$ 893,890 | \$ 893,890 | \$ 893,890 | \$ 893,890 | \$ 893,890 | \$ 893,890 | \$ 893,890 | \$ 893,890 | \$ 893,890 | \$ 893,890 | \$ 893,890 | \$ 893,890 | \$ 893,890 | \$ 893,890 | \$ 893,890 | \$ 893,890 | \$ 893,890 | \$ 893,890 | \$ 893,890 | \$ 893,890 | \$ 5,363,340 | \$ 5,363,340 | \$ 10,726,679.60 | \$ - | | | |
| | Risk sharing mechanism receipts | | \$ - | \$ - | \$ - | \$ - | \$ - | \$ - | \$ - | \$ - | \$ - | \$ - | \$ - | \$ - | \$ - | \$ - | \$ - | \$ - | \$ - | \$ - | \$ - | \$ - | \$ - | \$ - | \$ - | \$ - | \$ - | | | |
| | Directed Payments Received | | \$ 3,587,171 | \$ 3,549,086 | \$ 3,500,908 | \$ 3,426,895 | \$ 3,396,837 | \$ 3,396,536 | \$ 3,287,589 | \$ 3,262,244 | \$ 3,277,379 | \$ 3,280,374 | \$ 3,280,097 | \$ 3,287,135 | \$ 3,779,414 | \$ 3,777,956 | \$ 3,775,616 | \$ 3,770,961 | \$ 3,751,724 | \$ 3,742,579 | \$ 3,707,398 | \$ 3,640,432 | \$ 3,554,355 | \$ 37,374,145 | \$ 42,273,085 | \$ 40,532,249.93 | \$ 33,500,451.50 | | | |
| | Withholds under 42 CFR 438.6 (b) 3 (if applicable) | | \$ - | \$ - | \$ - | \$ - | \$ - | \$ - | \$ - | \$ - | \$ - | \$ - | \$ - | \$ - | \$ - | \$ - | \$ - | \$ - | \$ - | \$ - | \$ - | \$ - | \$ - | \$ - | \$ - | \$ - | \$ - | | | |
| | Reinsurance Recovery | | \$ - | \$ - | \$ - | \$ - | \$ - | \$ - | \$ - | \$ - | \$ - | \$ - | \$ - | \$ - | \$ - | \$ - | \$ - | \$ - | \$ - | \$ - | \$ - | \$ - | \$ - | \$ - | \$ - | \$ - | \$ - | | | |
| | Unpaid Cost Sharing Amounts 42 CFR 438.6 (f)(2)(iv) | | \$ - | \$ - | \$ - | \$ - | \$ - | \$ - | \$ - | \$ - | \$ - | \$ - | \$ - | \$ - | \$ - | \$ - | \$ - | \$ - | \$ - | \$ - | \$ - | \$ - | \$ - | \$ - | \$ - | \$ - | \$ - | | | |
| | Changes to unearned premium reserves 42 CFR 438.6 (f)(2)(v) | | \$ - | \$ - | \$ - | \$ - | \$ - | \$ - | \$ - | \$ - | \$ - | \$ - | \$ - | \$ - | \$ - | \$ - | \$ - | \$ - | \$ - | \$ - | \$ - | \$ - | \$ - | \$ - | \$ - | \$ - | \$ - | | | |
| | Other Accruals (Explain in comments) | | \$ (281,578) | \$ (252,731) | \$ (252,731) | \$ (204,025) | \$ (204,025) | \$ (204,025) | \$ (226,205) | \$ (224,825) | \$ (224,890) | \$ (224,379) | \$ (223,179) | \$ (223,140) | \$ (858,377) | \$ (856,286) | \$ (853,916) | \$ (800,088) | \$ (727,276) | \$ (637,092) | \$ (515,547) | \$ (424,156) | \$ (1,201,497) | \$ (2,520,565) | \$ (6,079,455) | \$ (2,745,533.21) | \$ (6,874,235.43) | | | |
| | Gross Revenue | | \$ 50,307,657 | \$ 50,123,914 | \$ 49,884,538 | \$ 49,535,170 | \$ 49,465,424 | \$ 49,551,804 | \$ 48,688,299 | \$ 48,402,818 | \$ 48,359,083 | \$ 48,218,347 | \$ 48,042,245 | \$ 47,925,809 | \$ 48,063,836 | \$ 47,861,674 | \$ 47,751,996 | \$ 47,667,908 | \$ 47,487,555 | \$ 47,383,860 | \$ 47,058,903 | \$ 46,523,628 | \$ 46,188,841 | \$ 584,808,198 | \$ 575,853,429 | \$ 588,505,107.50 | \$ 425,988,199.52 | | | |
| Other Federal, State, Local Taxes and Licensing and Regulatory Fees 438.6 (f)(3) - EXCLUDING HIF and federal income and State Premium Taxes | | \$ 754,452 | \$ 908,497 | \$ 532,479 | \$ 717,953 | \$ 625,198 | \$ 792,028 | \$ 535,420 | \$ 255,502 | \$ 670,035 | \$ 353,007 | \$ 619,477 | \$ 615,600 | \$ - | \$ - | \$ - | \$ - | \$ - | \$ - | \$ - | \$ - | \$ - | \$ 5,067,866 | \$ 3,049,040 | \$ 7,379,647.44 | \$ - | | | | |
| Accrual for ACA Health Insurer Fee (from above) | | \$ 893,890 | \$ 893,890 | \$ 893,890 | \$ 893,890 | \$ 893,890 | \$ 893,890 | \$ 893,890 | \$ 893,890 | \$ 893,890 | \$ 893,890 | \$ 893,890 | \$ 893,890 | \$ 893,890 | \$ 893,890 | \$ 893,890 | \$ 893,890 | \$ 893,890 | \$ 893,890 | \$ 893,890 | \$ 893,890 | \$ 893,890 | \$ 5,363,340 | \$ 5,363,340 | \$ 10,726,679.60 | \$ - | | | | |
| Premium Tax | | \$ 2,981,721 | \$ 2,968,965 | \$ 2,954,693 | \$ 2,930,718 | \$ 2,926,534 | \$ 2,931,716 | \$ 2,881,237 | \$ 2,864,025 | \$ 2,861,393 | \$ 2,852,930 | \$ 2,842,292 | \$ 2,835,239 | \$ 2,935,242 | \$ 2,922,974 | \$ 2,916,216 | \$ 2,907,896 | \$ 2,892,671 | \$ 2,880,908 | \$ 2,853,889 | \$ 2,816,093 | \$ 2,774,069 | \$ 34,917,925 | \$ 34,593,023 | \$ 34,831,372.71 | \$ 25,899,957.84 | | | | |
| Revenue Net of Taxes and Fees | | \$ 45,677,594 | \$ 45,352,562 | \$ 45,503,566 | \$ 44,992,609 | \$ 45,019,803 | \$ 44,934,169 | \$ 44,377,753 | \$ 44,389,401 | \$ 43,933,765 | \$ 44,118,520 | \$ 43,686,586 | \$ 43,581,080 | \$ 45,128,594 | \$ 44,938,700 | \$ 44,835,780 | \$ 44,760,011 | \$ 44,594,883 | \$ 44,502,952 | \$ 44,205,014 | \$ 43,707,535 | \$ 43,414,773 | \$ 539,459,067 | \$ 532,848,025 | \$ 535,567,407.75 | \$ 400,088,241.68 | | | | |
| Medical Services | CMS 1450UB 92 Payments | | \$ 721,201 | \$ 553,480 | \$ 660,885 | \$ 574,674 | \$ 566,013 | \$ 586,571 | \$ 627,948 | \$ 679,080 | \$ 541,770 | \$ 25,972 | \$ 16,744 | \$ 26,061 | \$ 35,876 | \$ 12,906 | \$ 22,088 | \$ 20,042 | \$ 15,839 | \$ 24,796 | \$ 43,374 | \$ 11,185 | \$ 21,944 | \$ 7,531,785 | \$ 2,049,122 | \$ 5,580,399.49 | \$ 208,050.01 | | | |
| | Inpatient - Maternity | | \$ 1,456,933 | \$ 1,917,586 | \$ 1,942,551 | \$ 1,745,811 | \$ 1,492,794 | \$ 1,103,385 | \$ 1,384,407 | \$ 1,784,296 | \$ 2,538,670 | \$ 1,650,138 | \$ 2,399,874 | \$ 1,394,189 | \$ 1,223,921 | \$ 1,134,772 | \$ 1,538,119 | \$ 1,832,423 | \$ 1,014,885 | \$ 1,100,186 | \$ 1,490,108 | \$ 571,730 | \$ 28,737 | \$ 18,469,885 | \$ 20,788,929 | \$ 20,788,929.00 | \$ 8,934,881.88 | | | |
| | Inpatient - Medical | | \$ 2,182,513 | \$ 2,239,939 | \$ 2,399,250 | \$ 1,872,463 | \$ 1,687,515 | \$ 1,700,458 | \$ 1,828,357 | \$ 1,782,540 | \$ 1,760,547 | \$ 1,760,639 | \$ 1,928,450 | \$ 1,573,230 | \$ 1,583,992 | \$ 1,560,114 | \$ 1,493,309 | \$ 1,918,894 | \$ 1,921,886 | \$ 1,716,827 | \$ 1,872,436 | \$ 1,649,912 | \$ 338,835 | \$ 24,955,851 | \$ 28,958,429 | \$ 22,845,823.99 | \$ 14,055,904.37 | | | |
| | Inpatient - Surgery | | \$ 1,467,990 | \$ 1,111,921 | \$ 1,309,331 | \$ 1,529,189 | \$ 1,640,471 | \$ 1,019,325 | \$ 1,440,165 | \$ 1,233,933 | \$ 831,108 | \$ 1,187,943 | \$ 878,479 | \$ 862,946 | \$ 1,367,889 | \$ 1,030,623 | \$ 832,311 | \$ 1,588,545 | \$ 730,969 | \$ 993,342 | \$ 934,553 | \$ 395,185 | \$ 36,312 | \$ 16,298,359 | \$ 12,979,154 | \$ 14,512,803.54 | \$ 7,910,628.40 | | | |
| | Inpatient - Other | | \$ 1,376,489 | \$ 1,094,589 | \$ 1,114,492 | \$ 908,393 | \$ 1,029,476 | \$ 1,879,181 | \$ 1,069,010 | \$ 1,254,511 | \$ 867,795 | \$ 1,500,764 | \$ 2,002,896 | \$ 1,500,764 | \$ 1,978,564 | \$ 1,337,595 | \$ 1,475,104 | \$ 1,274,656 | \$ 1,401,088 | \$ 1,024,067 | \$ 1,551,065 | \$ 1,512,725 | \$ 1,335,677 | \$ 250,881 | \$ 13,519,454 | \$ 16,078,159.29 | \$ 12,062,858.02 | \$ - | | |
| | Outpatient - Emergency Room | | \$ 2,411,008 | \$ 2,332,537 | \$ 2,194,488 | \$ 2,250,916 | \$ 2,338,270 | \$ 2,109,888 | \$ 2,170,402 | \$ 2,237,310 | \$ 2,136,641 | \$ 2,103,954 | \$ 2,005,013 | \$ 2,277,175 | \$ 2,064,650 | \$ 1,841,295 | \$ 1,977,848 | \$ 2,038,488 | \$ 2,141,069 | \$ 1,958,868 | \$ 1,968,477 | \$ 1,899,189 | \$ 1,097,929 | \$ 27,660,711 | \$ 24,952,712 | \$ 26,567,601.65 | \$ 16,987,812.54 | | | |
| | Outpatient - Laboratory | | \$ 156,559 | \$ 125,394 | \$ 123,602 | \$ 133,635 | \$ 162,457 | \$ 127,789 | \$ 158,844 | \$ 130,000 | \$ 106,010 | \$ 111,841 | \$ 113,454 | \$ 92,605 | \$ 139,897 | \$ 98,264 | \$ 84,379 | \$ 73,918 | \$ 106,820 | \$ 109,550 | \$ 95,716 | \$ 1,314,017 | \$ - | \$ 1,526,725 | \$ 1,314,017 | \$ 1,541,828.68 | \$ 839,162.98 | | | |
| | Outpatient - Radiology | | \$ 260,260 | \$ 303,782 | \$ 312,431 | \$ 306,501 | \$ 327,859 | \$ 324,947 | \$ 265,517 | \$ 327,288 | \$ 273,872 | \$ 310,360 | \$ 276,431 | \$ 265,160 | \$ 299,744 | \$ 272,005 | \$ 294,279 | \$ 303,081 | \$ 315,301 | \$ 307,865 | \$ 287,388 | \$ 297,160 | \$ 147,595 | \$ 3,471,545 | \$ 3,510,903 | \$ 3,554,406.74 | \$ 2,624,418.21 | | | |
| | Outpatient - Surgery | | \$ 1,034,092 | \$ 956,367 | \$ 1,116,842 | \$ 1,089,271 | \$ 1,162,413 | \$ 1,041,322 | \$ 948,545 | \$ 1,127,090 | \$ 875,305 | \$ 994,974 | \$ 965,657 | \$ 855,503 | \$ 1,080,767 | \$ 926,541 | \$ 876,984 | \$ 973,935 | \$ 1,000,748 | \$ 838,388 | \$ 815,196 | \$ 843,770 | \$ 311,497 | \$ 12,273,328 | \$ 11,464,939 | \$ 12,167,381.75 | \$ 7,667,826.85 | | | |
| | Outpatient - Other | | \$ 2,328,043 | \$ 2,202,821 | \$ 2,474,085 | \$ 2,681,422 | \$ 2,490,020 | \$ 2,499,349 | \$ 2,617,362 | \$ 2,433,774 | \$ 2,336,684 | \$ 2,723,797 | \$ 2,256,775 | \$ 2,101,341 | \$ 2,537,917 | \$ 1,999,027 | \$ 2,018,048 | \$ 2,164,038 | \$ 1,888,597 | \$ 2,129,612 | \$ 1,916,555 | \$ 492,611 | \$ 28,701,481 | \$ 27,104,841 | \$ 29,125,444.82 | \$ 17,173,763.75 | | | | |
| CMS 1500 Payments | | \$ 3,255,293 | \$ 3,403,215 | \$ 3,297,431 | \$ 3,378,848 | \$ 3,309,515 | \$ 3,022,454 | \$ 3,531,376 | \$ 3,165,832 | \$ 3,137,330 | \$ 3,116,626 | \$ 3,051,268 | \$ 3,165,832 | \$ 3,202,450 | \$ 3,351,376 | \$ 3,199,008 | \$ 3,252,483 | \$ 3,314,614 | \$ 3,090,178 | \$ 2,728,728 | \$ 3,165,062 | \$ 1,537,894 | \$ 39,665,247 | \$ 38,296,342.82 | \$ 26,872,005.26 | \$ - | | | | |
| Professional - E&M | | \$ 281,373 | \$ 231,030 | \$ 239,424 | \$ 341,774 | \$ 293,317 | \$ 254,021 | \$ 321,389 | \$ 277,216 | \$ 278,161 | \$ 381,204 | \$ 261,227 | \$ 272,457 | \$ 310,045 | \$ 254,503 | \$ 265,842 | \$ 332,281 | \$ 257,566 | \$ 245,565 | \$ 295,838 | \$ 241,333 | \$ 66,365 | \$ 2,883,565 | \$ 3,413,054 | \$ 3,381,909.06 | \$ 2,271,356.38 | | | | |
| Professional - Home Health | | \$ 460,121 | \$ 410,793 | \$ 501,631 | \$ 440,555 | \$ 417,032 | \$ 416,675 | \$ 475,377 | \$ 485,474 | \$ 437,150 | \$ 380,260 | \$ 466,591 | \$ 455,670 | \$ 483,136 | \$ 392,516 | \$ 360,231 | \$ 358,813 | \$ 324,784 | \$ 293,682 | \$ 311,426 | \$ 350,248 | \$ 143,368 | \$ 5,380,599 | \$ 4,920,625 | \$ 5,354,309.06 | \$ 3,028,204.58 | | | | |
| Professional - Maternity | | \$ 605,524 | \$ 551,296 | \$ 578,311 | \$ 642,540 | \$ 654,444 | \$ 651,329 | \$ 597,396 | \$ 631,991 | \$ 536,153 | \$ 589,756 | \$ 537,461 | \$ 510,544 | \$ 558,150 | \$ 429,910 | \$ 566,192 | \$ 558,200 | \$ 596,282 | \$ 541,933 | \$ 513,529 | \$ 491,983 | \$ 194,734 | \$ 7,119,977 | \$ 6,821,196 | \$ 7,086,964.64 | \$ 4,617,921.35 | | | | |
| Professional - DME | | \$ 506,010 | \$ 420,170 | \$ 515,326 | \$ 579,794 | \$ 644,098 | \$ 603,058 | \$ 463,153 | \$ 473,053 | \$ 518,616 | \$ 538,128 | \$ 518,008 | \$ 456,620 | \$ 454,095 | \$ 429,130 | \$ 432,424 | \$ 446,676 | \$ 457,637 | \$ 437,990 | \$ 400,598 | \$ 436,605 | \$ 204,974 | \$ 6,428,028 | \$ 5,326,025 | \$ 6,056,034.25 | \$ 4,700,128.26 | | | | |
| Professional - Lab | | \$ 537,975 | \$ 627,492 | \$ 500,308 | \$ 492,659 | \$ 493,868 | \$ 439,585 | \$ 452,590 | \$ 518,422 | \$ 441,921 | \$ 519,326 | \$ 463,955 | \$ 480,510 | \$ 630,895 | \$ 564,870 | \$ 511,542 | \$ 510,349 | \$ 443,368 | \$ 410,629 | \$ 437,154 | \$ 435,924 | \$ 207,765 | \$ 6,033,302 | \$ 5,948,376 | \$ 5,968,612.24 | \$ 4,152,494.46 | | | | |
| Professional - Radiology | | \$ 334,946 | \$ 343,412 | \$ 366,323 | \$ 370,159 | \$ 383,310 | \$ 340,424 | \$ 358,847 | \$ 387,375 | \$ 329,193 | \$ 407,014 | \$ 350,440 | \$ 371,734 | \$ 371,231 | \$ 358,615 | \$ 381,772 | \$ 423,862 | \$ 388,026 | \$ 358,300 | \$ 373,860 | \$ 373,992 | \$ 212,425 | \$ 4,366,402 | \$ 4,437,409 | \$ 4,268,178.13 | \$ 2,422,882.06 | | | | |
| Professional - Transportation | | \$ 275,855 | \$ 234,260 | \$ 265,516 | \$ 239,382 | \$ 268,923 | \$ 269,874 | \$ 285,509 | \$ 281,705 | \$ 250,754 | \$ 273,127 | \$ 236,278 | \$ 226,015 | \$ 213,568 | \$ 178,562 | \$ 191,366 | \$ 226,610 | \$ 204,527 | \$ 194,778 | \$ 200,626 | \$ 169,580 | \$ 94,602 | \$ 3,135,573 | \$ 2,762,799 | \$ 3,108,197.38 | \$ 1,674,219.00 | | | | |
| Professional - Other | | \$ 1,566,991 | \$ 1,495,797 | \$ 1,515,729 | \$ 1,390,830 | \$ 1,443,740 | \$ 1,391,621 | \$ 1,641,422 | \$ 1,634,169 | \$ 1,456,568 | \$ 1,4 | | | | | | | | | | | | | | | | | | | |

| | | | | | | | | | | | | | | | | | | | | | | | | | | | |
|--------------------------------------|---|--------------|--------------|--------------|--------------|--------------|--------------|--------------|--------------|--------------|--------------|--------------|--------------|--------------|--------------|--------------|--------------|--------------|--------------|--------------|--------------|--------------|---------------|---------------|------------------|------------------|--------------|
| Administrative Cost Breakdown | Corporate Overhead Allocation (provide allocation formula across owned plans in comments) | \$ 323,203 | \$ 380,797 | \$ 264,353 | \$ 362,686 | \$ 314,300 | \$ 310,903 | \$ 247,103 | \$ 302,643 | \$ 294,463 | \$ 275,107 | \$ 289,250 | \$ 246,966 | \$ 283,615 | \$ 262,598 | \$ 504,894 | \$ 224,048 | \$ 313,222 | \$ 415,282 | \$ 227,721 | \$ 425,450 | \$ 362,827 | \$ 4,529,655 | \$ 3,659,190 | \$ 3,611,773.66 | \$ 3,019,656.46 | |
| | Reinsurance Premiums | \$ 46,720 | \$ 46,575 | \$ 46,384 | \$ 46,108 | \$ 46,069 | \$ 46,155 | \$ 45,401 | \$ 45,141 | \$ 45,082 | \$ 44,938 | \$ 44,762 | \$ 44,639 | \$ 44,284 | \$ 44,084 | \$ 43,976 | \$ 43,897 | \$ 43,736 | \$ 43,641 | \$ 43,352 | \$ 42,883 | \$ 42,634 | \$ 547,434 | \$ 533,580 | \$ 547,972.86 | \$ 392,487.77 | |
| | General Operating Expenses (rent, utilities, etc.) | \$ 65,810 | \$ 51,113 | \$ 37,663 | \$ 46,968 | \$ 33,175 | \$ 29,582 | \$ 93,614 | \$ 64,174 | \$ 102,761 | \$ 162,776 | \$ 76,731 | \$ 99,901 | \$ 24,609 | \$ 55,855 | \$ 222,708 | \$ 75,400 | \$ 117,455 | \$ 31,726 | \$ 146,275 | \$ 96,258 | \$ 154,742 | \$ 416,430 | \$ 1,127,710 | \$ 864,266.29 | \$ 925,030.13 | |
| | Medical Management (exclude QI expenses) | \$ 736,677 | \$ 801,587 | \$ 759,922 | \$ 848,227 | \$ 795,160 | \$ 772,705 | \$ 728,742 | \$ 677,149 | \$ 754,918 | \$ 720,487 | \$ 764,085 | \$ 684,801 | \$ 807,709 | \$ 763,628 | \$ 883,351 | \$ 819,859 | \$ 758,516 | \$ 757,583 | \$ 733,706 | \$ 687,425 | \$ 665,088 | \$ 9,659,424 | \$ 9,120,827 | \$ 9,044,458.79 | \$ 6,876,865.36 | |
| | Fraud, Waste, and Abuse Prevention Expenses | \$ 1,291 | \$ 1,273 | \$ 1,253 | \$ 1,228 | \$ 1,223 | \$ 1,224 | \$ 1,185 | \$ 1,181 | \$ 1,188 | \$ 1,191 | \$ 1,191 | \$ 1,192 | \$ 1,194 | \$ 1,199 | \$ 1,201 | \$ 1,203 | \$ 1,200 | \$ 1,205 | \$ 1,201 | \$ 1,201 | \$ 4,789 | \$ 4,789 | \$ 21,565 | \$ 14,329 | \$ 14,621.06 | \$ 17,979.77 |
| | Fines and penalties assessed by regulatory authorities | \$ (1,667) | \$ 12,167 | \$ (10,000) | \$ (1,567) | \$ 12,367 | \$ 800 | \$ 1,500 | \$ 500 | \$ 1,667 | \$ (13,333) | \$ 12,667 | \$ (10,667) | \$ 11,667 | \$ 500 | \$ (8,967) | \$ 25,568 | \$ 167 | \$ 7,433 | \$ 200 | \$ 1,500 | \$ - | \$ 48,800 | \$ 28,202 | \$ 4,433.33 | \$ 37,568.20 | |
| | Other - please define in comments | \$ 104,184 | \$ 141,438 | \$ 59,530 | \$ 94,271 | \$ 82,187 | \$ 119,332 | \$ 94,776 | \$ 122,944 | \$ 93,665 | \$ 134,574 | \$ 145,655 | \$ 74,092 | \$ 86,933 | \$ 99,363 | \$ 92,801 | \$ 90,403 | \$ 127,218 | \$ 104,407 | \$ 89,598 | \$ 128,329 | \$ 96,052 | \$ 1,703,778 | \$ 1,266,831 | \$ 1,266,648.70 | \$ 915,103.58 | |
| | Health Care Quality Improvement and Other Expenses* | | | | | | | | | | | | | | | | | | | | | | | | | | |
| | Improvement of health outcomes | \$ 422,391 | \$ 449,137 | \$ 502,280 | \$ 444,546 | \$ 457,577 | \$ 463,278 | \$ 471,715 | \$ 473,709 | \$ 464,919 | \$ 483,199 | \$ 467,523 | \$ 1,275,823 | \$ 600,599 | \$ 667,246 | \$ 346,680 | \$ 534,746 | \$ 550,104 | \$ 516,544 | \$ 513,477 | \$ 550,996 | \$ 578,195 | \$ 5,959,699 | \$ 6,852,806 | \$ 6,366,076.25 | \$ 4,859,585.75 | |
| | Activities to prevent hospital readmission | \$ 298,485 | \$ 312,527 | \$ 394,260 | \$ 322,270 | \$ 330,008 | \$ 314,691 | \$ 349,324 | \$ 340,942 | \$ 334,245 | \$ 354,947 | \$ 324,903 | \$ 422,779 | \$ 417,845 | \$ 372,973 | \$ 248,417 | \$ 344,922 | \$ 353,016 | \$ 335,696 | \$ 332,430 | \$ 353,410 | \$ 368,133 | \$ 4,567,207 | \$ 4,200,010 | \$ 4,099,381.56 | \$ 3,126,842.60 | |
| | Improvement of patient safety and reduce medical errors | \$ 249,698 | \$ 263,115 | \$ 284,397 | \$ 256,427 | \$ 262,822 | \$ 269,129 | \$ 282,127 | \$ 268,520 | \$ 265,347 | \$ 268,805 | \$ 270,376 | \$ 638,544 | \$ 331,924 | \$ 358,217 | \$ 194,793 | \$ 293,091 | \$ 300,860 | \$ 282,798 | \$ 282,958 | \$ 301,477 | \$ 315,322 | \$ 3,342,427 | \$ 3,735,402 | \$ 3,559,306.85 | \$ 2,661,439.34 | |
| | Wellness and health promotion activities | \$ 113,219 | \$ 123,297 | \$ 85,048 | \$ 103,387 | \$ 107,437 | \$ 110,913 | \$ 107,856 | \$ 112,200 | \$ 109,941 | \$ 111,723 | \$ 114,867 | \$ 107,860 | \$ 150,317 | \$ 118,909 | \$ 61,982 | \$ 109,427 | \$ 113,253 | \$ 104,923 | \$ 104,476 | \$ 113,522 | \$ 120,152 | \$ 1,312,810 | \$ 1,323,257 | \$ 1,307,745.93 | \$ 996,961.73 | |
| | Health information technology expenses related to improving health care quality | \$ 146,639 | \$ 157,110 | \$ 232,894 | \$ 172,540 | \$ 178,399 | \$ 182,915 | \$ 178,633 | \$ 185,545 | \$ 181,753 | \$ 183,817 | \$ 189,040 | \$ (132,349) | \$ 241,352 | \$ 128,712 | \$ 99,364 | \$ 155,417 | \$ 160,032 | \$ 150,208 | \$ 148,903 | \$ 160,336 | \$ 168,475 | \$ 2,479,806 | \$ 1,721,526 | \$ 1,856,936.77 | \$ 1,412,799.09 | |
| | Allowable technology implementation expenses (explain in comments) | \$ - | \$ - | \$ - | \$ - | \$ - | \$ - | \$ - | \$ - | \$ - | \$ - | \$ - | \$ - | \$ - | \$ - | \$ - | \$ - | \$ - | \$ - | \$ - | \$ - | \$ - | \$ - | \$ - | \$ - | \$ - | \$ - |
| | Activities related to external quality review | \$ - | \$ - | \$ - | \$ - | \$ - | \$ - | \$ - | \$ - | \$ - | \$ - | \$ - | \$ - | \$ - | \$ - | \$ - | \$ - | \$ - | \$ - | \$ - | \$ - | \$ - | \$ - | \$ - | \$ - | \$ - | \$ - |
| | Total Admin | \$ 4,387,975 | \$ 4,763,112 | \$ 4,693,018 | \$ 4,623,578 | \$ 4,526,413 | \$ 4,565,158 | \$ 4,533,084 | \$ 4,412,664 | \$ 4,537,187 | \$ 4,522,234 | \$ 4,516,057 | \$ 5,244,866 | \$ 4,847,728 | \$ 4,510,692 | \$ 4,628,454 | \$ 4,522,084 | \$ 4,511,270 | \$ 4,520,409 | \$ 4,378,357 | \$ 4,474,509 | \$ 5,006,531 | \$ 59,272,774 | \$ 55,306,730 | \$ 55,325,345.78 | \$ 41,400,034.44 | |

| | | | | | | | | | | | | | | | | | | | | | | | | | | | |
|--|--|------------|--------------|--------------|--------------|--------------|--------------|------------|--------------|--------------|--------------|------------|--------------|--------------|--------------|------------|--------------|------------|------------|------------|--------------|--------------|--------------|---------------|------------------|-----------------|------|
| Recoveries | Claims payments recovered through fraud reduction efforts (not to exceed the amount of fraud reduction expenses) | \$ - | \$ 836 | \$ 2,363 | \$ 9,597 | \$ 7,310 | \$ 12,137 | \$ 9,959 | \$ 25,792 | \$ 26 | \$ - | \$ 16,356 | \$ 10,414 | \$ - | \$ 466 | \$ 273 | \$ 1,019 | \$ 4,961 | \$ 8,738 | \$ - | \$ - | \$ - | \$ 32,243 | \$ 78,004 | \$ 94,791.48 | \$ 15,456.04 | |
| | Provider Overpayment Recoveries | \$ 479,070 | \$ 1,117,154 | \$ 1,843,811 | \$ 1,021,497 | \$ 1,188,546 | \$ 1,314,296 | \$ 586,154 | \$ 1,164,511 | \$ 852,278 | \$ 1,059,893 | \$ 807,870 | \$ 2,240,360 | \$ 1,137,871 | \$ 1,333,076 | \$ 854,652 | \$ 1,265,695 | \$ 860,203 | \$ 572,606 | \$ 723,226 | \$ 1,160,284 | \$ 201,906 | \$ 7,677,867 | \$ 12,835,170 | \$ 13,775,439.81 | \$ 8,109,498.68 | |
| | Third Party Liability Recoveries | \$ 147,720 | \$ 110,656 | \$ 272,424 | \$ 257,915 | \$ 144,100 | \$ 218,402 | \$ 114,948 | \$ 94,905 | \$ 70,237 | \$ 64,793 | \$ 118,314 | \$ 163,011 | \$ 139,101 | \$ 170,270 | \$ 93,206 | \$ 184,229 | \$ 94,785 | \$ 119,144 | \$ 119,074 | \$ 138,086 | \$ 10,296 | \$ 1,392,643 | \$ 1,446,944 | \$ 1,797,424.65 | \$ 1,066,191.40 | |
| | Subcontractor Overpayment Recoveries | \$ - | \$ - | \$ - | \$ - | \$ - | \$ - | \$ - | \$ - | \$ - | \$ - | \$ - | \$ - | \$ - | \$ - | \$ - | \$ - | \$ - | \$ - | \$ - | \$ - | \$ - | \$ - | \$ - | \$ - | \$ - | \$ - |
| | Recoverable claims for anticipated coordination of benefits | \$ 511,373 | \$ 984,916 | \$ 634,906 | \$ 409,311 | \$ 713,841 | \$ 561,507 | \$ 914,427 | \$ 446,974 | \$ 1,121,625 | \$ 644,559 | \$ 454,354 | \$ 472,636 | \$ 559,673 | \$ 483,075 | \$ 354,822 | \$ 781,090 | \$ 414,040 | \$ 419,066 | \$ 358,219 | \$ 621,506 | \$ 1,379,990 | \$ 7,661,516 | \$ 7,066,342 | \$ 7,870,430.85 | \$ 5,370,880.57 | |
| Prescription drug rebates received and accrued | \$ - | \$ - | \$ - | \$ - | \$ - | \$ - | \$ - | \$ - | \$ - | \$ - | \$ - | \$ - | \$ - | \$ - | \$ - | \$ - | \$ - | \$ - | \$ - | \$ - | \$ - | \$ - | \$ - | \$ - | \$ - | \$ - | |

| | | | | | | | | | | | | | | | | | | | | | | | | | | | |
|--|---|-----------|-----------|-----------|-----------|-----------|-----------|-----------|-----------|-----------|-----------|-----------|-----------|-----------|-----------|-----------|-----------|-----------|-----------|-----------|-----------|-----------|-----------|-----------|-----------|-----------|-------|
| MLR Calculations | Medical Loss Ratio, Gross Premium | 82.5% | 79.4% | 85.6% | 82.4% | 84.0% | 81.4% | 85.2% | 89.7% | 83.0% | 88.0% | 83.7% | 84.2% | 86.1% | 80.2% | 81.4% | 87.8% | 86.7% | 81.5% | 88.4% | 90.9% | 90.3% | 83.4% | 84.8% | 84.1% | 85.9% | |
| | Medical Loss Ratio, Net Premium | 90.8% | 87.8% | 93.8% | 90.7% | 93.8% | 89.8% | 93.5% | 97.9% | 91.4% | 96.2% | 92.1% | 92.6% | 91.7% | 85.5% | 86.7% | 93.5% | 92.3% | 86.8% | 94.1% | 96.8% | 96.0% | 90.4% | 91.7% | 92.4% | 91.5% | |
| | Per Member Expense | \$ 311.23 | \$ 301.04 | \$ 326.30 | \$ 319.79 | \$ 328.57 | \$ 318.74 | \$ 338.58 | \$ 357.65 | \$ 328.23 | \$ 347.02 | \$ 328.65 | \$ 321.20 | \$ 333.68 | \$ 307.95 | \$ 316.17 | \$ 335.98 | \$ 329.79 | \$ 308.50 | \$ 333.14 | \$ 339.75 | \$ 336.19 | \$ 309.15 | \$ 329.38 | \$ 326.89 | \$ 326.79 | |
| | Loss Ratio without self-funded items for comparison purposes | 89.1% | 85.8% | 92.2% | 90.1% | 91.9% | 89.1% | 92.8% | 97.3% | 90.8% | 95.8% | 91.4% | 92.0% | 85.2% | 86.5% | 93.9% | 92.5% | 86.5% | 93.3% | 96.2% | 95.4% | 89.5% | 91.4% | 89.5% | 91.5% | 91.2% | 91.2% |
| | Loss Ratio without DFs or admin for comparison purposes | 86.2% | 82.7% | 88.6% | 87.0% | 88.7% | 86.0% | 89.5% | 94.0% | 87.5% | 92.4% | 88.0% | 86.3% | 87.8% | 81.2% | 84.2% | 90.4% | 88.9% | 83.1% | 89.9% | 92.5% | 91.5% | 86.0% | 87.8% | 88.1% | 87.7% | |
| Reserve Total as a Percentage of Total Payments for comparison purposes | 0.2% | 0.3% | 0.3% | 0.3% | 0.3% | 0.6% | 0.6% | 0.6% | 0.7% | 1.3% | 1.0% | 1.2% | 1.8% | 2.6% | 1.5% | 3.6% | 3.5% | 5.6% | 9.9% | 14.6% | 65.2% | 0.2% | 2.0% | 0.6% | 12.3% | | |

| | | | | | | | | | | | | | | | | | | | | | | | | | | |
|--|---|-------|-------|-------|-------|-------|-------|-------|-------|-------|-------|-------|--------|--------|-------|-------|-------|-------|-------|-------|-------|--------|--------|-------|-------|-------|
| Administrative Cost Percentages | Total Administrative Costs | 8.72% | 9.50% | 9.41% | 9.33% | 9.15% | 9.21% | 9.31% | 9.12% | 9.38% | 9.38% | 9.40% | 10.94% | 10.09% | 9.42% | 9.69% | 9.49% | 9.50% | 9.54% | 9.30% | 9.62% | 10.84% | 10.14% | 9.60% | 9.40% | 9.72% |
| | Fixed Admin | | | | | | | | | | | | | | | | | | | | | | | | | |
| | Care Coordination Costs, excluding QI expenses | 1.46% | 1.60% | 1.52% | 1.71% | 1.61% | 1.56% | 1.50% | 1.40% | 1.56% | 1.49% | 1.59% | 1.43% | 1.68% | 1.60% | 1.85% | 1.72% | 1.60% | 1.60% | 1.56% | 1.48% | 1.44% | 1.65% | 1.58% | 1.54% | 1.61% |
| | Quality Improvement Expenses | 2.45% | 2.60% | 3.00% | 2.62% | 2.70% | 2.69% | 2.85% | 2.81% | 2.84% | 2.84% | 2.84% | 4.83% | 3.62% | 3.44% | 3.11% | 3.02% | 3.11% | 2.93% | 2.94% | 3.18% | 3.07% | 3.02% | 3.10% | 2.92% | 3.07% |
| Premium Tax | 5.93% | 5.92% | 5.92% | 5.92% | 5.92% | 5.92% | 5.92% | 5.92% | 5.92% | 5.92% | 5.92% | 5.92% | 5.92% | 6.11% | 6.11% | 6.11% | 6.10% | 6.09% | 6.08% | 6.06% | 6.05% | 6.01% | 5.97% | 6.01% | 5.92% | 6.08% |



Actuarial Certification

Carrier: UnitedHealthcare Plan of the River Valley, Inc.
Date: October 11, 2019
Valuation Date: September 2019
Subject: TennCare Claim Reserve Estimate (IBNR) as of September 2019 – Risk Business – Eastern Tennessee – Long Term Care

I, Kevin P. Donnelly, am Director of Actuarial Services for United HealthCare. I am a member of the American Academy of Actuaries and am qualified to render the actuarial opinion contained herein.

In my opinion, the claim reserve estimate (IBNR) of \$15,671,672 provides good and sufficient provision for all unpaid claim liabilities and was computed in accordance with currently accepted actuarial standards.

Note that, as of September 2019, this block of business had approximately 3,500 members.

A handwritten signature in blue ink, appearing to read 'Kevin P. Donnelly', written over a horizontal line.

Kevin P. Donnelly, FSA, FCAS, MAAA
Director of Actuarial Services, United Healthcare
9800 Health Care Lane, MN006-W009
Minnetonka, MN 55343
(952) 931-5433
E-mail: Kevin.donnelly@uhc.com



Actuarial Certification

Carrier: UnitedHealthcare Plan of the River Valley, Inc.
Date: October 11, 2019
Valuation Date: September 2019
Subject: TennCare Claim Reserve Estimate (IBNR) as of September 2019 – Risk Business – Eastern Tennessee – Excluding Long Term Care

I, Kevin P. Donnelly, am Director of Actuarial Services for United HealthCare. I am a member of the American Academy of Actuaries and am qualified to render the actuarial opinion contained herein.

In my opinion, the claim reserve estimate (IBNR) of \$41,327,503 provides good and sufficient provision for all unpaid claim liabilities and was computed in accordance with currently accepted actuarial standards.

Note that, as of September 2019, this block of business had approximately 135,200 members.

Kevin P. Donnelly, FSA, FCAS, MAAA
Director of Actuarial Services, United Healthcare
9800 Health Care Lane, MN006-W009
Minnetonka, MN 55343
(952) 931-5433
E-mail: Kevin.donnelly@uhc.com



Actuarial Certification

Carrier: UnitedHealthcare Plan of the River Valley, Inc.
Date: October 11, 2019
Valuation Date: September 2019
Subject: TennCare Claim Reserve Estimate (IBNR) as of September 2019 – Risk Business – Middle Tennessee – Long Term Care

I, Kevin P. Donnelly, am Director of Actuarial Services for United HealthCare. I am a member of the American Academy of Actuaries and am qualified to render the actuarial opinion contained herein.

In my opinion, the claim reserve estimate (IBNR) of \$14,651,998 provides good and sufficient provision for all unpaid claim liabilities and was computed in accordance with currently accepted actuarial standards.

Note that, as of September 2019, this block of business had approximately 3,300 members.

A handwritten signature in blue ink, appearing to read 'Kevin P. Donnelly', written over a horizontal line.

Kevin P. Donnelly, FSA, FCAS, MAAA

Director of Actuarial Services, United Healthcare

9800 Health Care Lane, MN006-W009

Minnetonka, MN 55343

(952) 931-5433

E-mail: Kevin.donnelly@uhc.com



Actuarial Certification

Carrier: UnitedHealthcare Plan of the River Valley, Inc.
Date: October 11, 2019
Valuation Date: September 2019
Subject: TennCare Claim Reserve Estimate (IBNR) as of September 2019 – Risk Business – Middle Tennessee – Excluding Long Term Care

I, Kevin P. Donnelly, am Director of Actuarial Services for United HealthCare. I am a member of the American Academy of Actuaries and am qualified to render the actuarial opinion contained herein.

In my opinion, the claim reserve estimate (IBNR) of \$52,981,700 provides good and sufficient provision for all unpaid claim liabilities and was computed in accordance with currently accepted actuarial standards.

Note that, as of September 2019, this block of business had approximately 157,500 members.

A handwritten signature in blue ink, appearing to read 'Kevin P. Donnelly', written over a horizontal line.

Kevin P. Donnelly, FSA, FCAS, MAAA

Director of Actuarial Services, United Healthcare

9800 Health Care Lane, MN006-W009

Minnetonka, MN 55343

(952) 931-5433

E-mail: Kevin.donnelly@uhc.com



Actuarial Certification

Carrier: UnitedHealthcare Plan of the River Valley, Inc.
Date: October 11, 2019
Valuation Date: September 2019
Subject: TennCare Claim Reserve Estimate (IBNR) as of September 2019 – Risk Business –
Western Tennessee – Long Term Care

I, Kevin P. Donnelly, am Director of Actuarial Services for United HealthCare. I am a member of the American Academy of Actuaries and am qualified to render the actuarial opinion contained herein.

In my opinion, the claim reserve estimate (IBNR) of \$11,509,299 provides good and sufficient provision for all unpaid claim liabilities and was computed in accordance with currently accepted actuarial standards.

Note that, as of September 2019, this block of business had approximately 2,800 members.

A handwritten signature in blue ink, appearing to read 'Kevin P. Donnelly', written over a horizontal line.

Kevin P. Donnelly, FSA, FCAS, MAAA

Director of Actuarial Services, United Healthcare

9800 Health Care Lane, MN006-W009

Minnetonka, MN 55343

(952) 931-5433

E-mail: Kevin.donnelly@uhc.com



Actuarial Certification

Carrier: UnitedHealthcare Plan of the River Valley, Inc.
Date: October 11, 2019
Valuation Date: September 2019
Subject: TennCare Claim Reserve Estimate (IBNR) as of September 2019 – Risk Business – Western Tennessee – Excluding Long Term Care

I, Kevin P. Donnelly, am Director of Actuarial Services for United HealthCare. I am a member of the American Academy of Actuaries and am qualified to render the actuarial opinion contained herein.

In my opinion, the claim reserve estimate (IBNR) of \$34,422,531 provides good and sufficient provision for all unpaid claim liabilities and was computed in accordance with currently accepted actuarial standards.

Note that, as of September 2019, this block of business had approximately 116,500 members.

A handwritten signature in blue ink, appearing to read 'Kevin P. Donnelly', written over a horizontal line.

Kevin P. Donnelly, FSA, FCAS, MAAA

Director of Actuarial Services, United Healthcare

9800 Health Care Lane, MN006-W009

Minnetonka, MN 55343

(952) 931-5433

E-mail: Kevin.donnelly@uhc.com



October 11, 2019

STATEMENT OF ACTUARIAL OPINION

Statutory Quarterly Statement of United Healthcare Plan of the River Valley, Inc.

Medicaid Risk Business in Eastern Tennessee, Long Term Care

As of and for the Period Ended September 30, 2019

I, Kevin P. Donnelly, am a Member of the American Academy of Actuaries (Academy) and Director of Actuarial Services for United Healthcare Plan of the River Valley, Inc.'s Medicaid plans. I meet the Academy qualification standards for rendering this statement of actuarial opinion.

This statement is for United Healthcare Plan of the River Valley, Inc.'s Medicaid Long Term Care risk business in Eastern Tennessee, which had approximately 3,500 members in September 2019. This business became effective August 1, 2010.

I have examined the actuarial assumptions and methods used in determining the loss reserves listed below, as prepared for filing with regulatory officials as of September 30, 2019.

I have determined that the appropriate level for claims liability for this block of business is \$15,671,672.

Note that in the annual statement, both Medicaid and non-Medicaid businesses are combined.

My examination included such review of the actuarial assumptions and actuarial methods and of the underlying basic liability records and such tests of the actuarial calculations as I considered necessary.

In my opinion the amounts carried in the balance sheet on account of the actuarial items identified above:

- a) Are computed in accordance with presently accepted actuarial standards consistently applied and are fairly stated in accordance with sound actuarial principles;
- b) Are based on actuarial assumptions which are in accordance with or stronger than those called for in related contract provisions and are appropriate for the purpose for which the statement was prepared;
- c) Meet the requirements of the laws of the State of Tennessee;
- d) Make good and sufficient provision for all unpaid claims and other actuarial liabilities of the organization guaranteed under the terms of its contracts and agreements;

- e) Are computed on the basis of actuarial assumptions and methods consistent in all material respects with those used in computing the corresponding items in the annual statement of the preceding year-end; and
- f) Include provision, in the aggregate, for all actuarial reserves and related statement items which ought to be established.

The actuarial methods, considerations and analyses used in forming my opinion conform to the appropriate Standards of Practice as promulgated from time to time by the Actuarial Standards Board, whose standards form the basis of this statement of opinion.

This statement has been prepared for inclusion with United Healthcare Plan of the River Valley, Inc.'s statutory quarterly statement for filing with regulatory authorities of the State of Tennessee and is intended for no other purpose.

October 11, 2019



Kevin P. Donnelly, FSA, FCAS, MAAA

Director of Actuarial Services, United Healthcare

9800 Health Care Lane, MN006-W009

Minnetonka, MN 55343

(952) 931-5433

E-mail: Kevin.donnelly@uhc.com



October 11, 2019

STATEMENT OF ACTUARIAL OPINION

Statutory Quarterly Statement of United Healthcare Plan of the River Valley, Inc.

Medicaid Risk Business in Eastern Tennessee, Excluding Long Term Care

As of and for the Period Ended September 30, 2019

I, Kevin P. Donnelly, am a Member of the American Academy of Actuaries (Academy) and Director of Actuarial Services for United Healthcare Plan of the River Valley, Inc.'s Medicaid plans. I meet the Academy qualification standards for rendering this statement of actuarial opinion.

This statement is for United Healthcare Plan of the River Valley, Inc.'s Medicaid risk business in Eastern Tennessee, which had approximately 135,200 members in September 2019. This business became effective July 1, 2009.

I have examined the actuarial assumptions and methods used in determining the loss reserves listed below, as prepared for filing with regulatory officials as of September 30, 2019.

I have determined that the appropriate level for claims liability for this block of business is \$41,327,503.

Note that in the annual statement, both Medicaid and non-Medicaid businesses are combined.

My examination included such review of the actuarial assumptions and actuarial methods and of the underlying basic liability records and such tests of the actuarial calculations as I considered necessary.

In my opinion the amounts carried in the balance sheet on account of the actuarial items identified above:

- a) Are computed in accordance with presently accepted actuarial standards consistently applied and are fairly stated in accordance with sound actuarial principles;
- b) Are based on actuarial assumptions which are in accordance with or stronger than those called for in related contract provisions and are appropriate for the purpose for which the statement was prepared;
- c) Meet the requirements of the laws of the State of Tennessee;
- d) Make good and sufficient provision for all unpaid claims and other actuarial liabilities of the organization guaranteed under the terms of its contracts and agreements;

- e) Are computed on the basis of actuarial assumptions and methods consistent in all material respects with those used in computing the corresponding items in the annual statement of the preceding year-end; and
- f) Include provision, in the aggregate, for all actuarial reserves and related statement items which ought to be established.

The actuarial methods, considerations and analyses used in forming my opinion conform to the appropriate Standards of Practice as promulgated from time to time by the Actuarial Standards Board, whose standards form the basis of this statement of opinion.

This statement has been prepared for inclusion with United Healthcare Plan of the River Valley, Inc.'s statutory quarterly statement for filing with regulatory authorities of the State of Tennessee and is intended for no other purpose.

October 11, 2019



Kevin P. Donnelly, FSA, FCAS, MAAA

Director of Actuarial Services, United Healthcare

9800 Health Care Lane, MN006-W009

Minnetonka, MN 55343

(952) 931-5433

E-mail: Kevin.donnelly@uhc.com



October 11, 2019

STATEMENT OF ACTUARIAL OPINION

Statutory Quarterly Statement of United Healthcare Plan of the River Valley, Inc.

Medicaid Risk Business in Middle Tennessee, Long Term Care

As of and for the Period Ended September 30, 2019

I, Kevin P. Donnelly, am a Member of the American Academy of Actuaries (Academy) and Director of Actuarial Services for United Healthcare Plan of the River Valley, Inc.'s Medicaid plans. I meet the Academy qualification standards for rendering this statement of actuarial opinion.

This statement is for United Healthcare Plan of the River Valley, Inc.'s Medicaid Long Term Care risk business in Middle Tennessee, which had 3,300 members in September 2019. This business became effective September 1, 2010.

I have examined the actuarial assumptions and methods used in determining the loss reserves listed below, as prepared for filing with regulatory officials as of September 30, 2019.

I have determined that the appropriate level for claims liability for this block of business is \$14,651,998.

Note that in the annual statement, both Medicaid and non-Medicaid businesses are combined.

My examination included such review of the actuarial assumptions and actuarial methods and of the underlying basic liability records and such tests of the actuarial calculations as I considered necessary.

In my opinion the amounts carried in the balance sheet on account of the actuarial items identified above:


- a) Are computed in accordance with presently accepted actuarial standards consistently applied and are fairly stated in accordance with sound actuarial principles;
- b) Are based on actuarial assumptions which are in accordance with or stronger than those called for in related contract provisions and are appropriate for the purpose for which the statement was prepared;
- c) Meet the requirements of the laws of the State of Tennessee;
- d) Make good and sufficient provision for all unpaid claims and other actuarial liabilities of the organization guaranteed under the terms of its contracts and agreements;

- e) Are computed on the basis of actuarial assumptions and methods consistent in all material respects with those used in computing the corresponding items in the annual statement of the preceding year-end; and
- f) Include provision, in the aggregate, for all actuarial reserves and related statement items which ought to be established.

The actuarial methods, considerations and analyses used in forming my opinion conform to the appropriate Standards of Practice as promulgated from time to time by the Actuarial Standards Board, whose standards form the basis of this statement of opinion.

This statement has been prepared for inclusion with United Healthcare Plan of the River Valley, Inc.'s statutory quarterly statement for filing with regulatory authorities of the State of Tennessee and is intended for no other purpose.

October 11, 2019



Kevin P. Donnelly, FSA, FCAS, MAAA

Director of Actuarial Services, United Healthcare

9800 Health Care Lane, MN006-W009

Minnetonka, MN 55343

(952) 931-5433

E-mail: Kevin.donnelly@uhc.com



October 11, 2019

STATEMENT OF ACTUARIAL OPINION

Statutory Quarterly Statement of United Healthcare Plan of the River Valley, Inc.

Medicaid Risk Business in Middle Tennessee, Excluding Long Term Care

As of and for the Period Ended September 30, 2019

I, Kevin P. Donnelly, am a Member of the American Academy of Actuaries (Academy) and Director of Actuarial Services for United Healthcare Plan of the River Valley, Inc.'s Medicaid plans. I meet the Academy qualification standards for rendering this statement of actuarial opinion.

This statement is for United Healthcare Plan of the River Valley, Inc.'s Medicaid risk business in Middle Tennessee, which had approximately 157,500 members in September 2019. This business became effective April 1, 2007.

I have examined the actuarial assumptions and methods used in determining the loss reserves listed below, as prepared for filing with regulatory officials as of September 30, 2019.

I have determined that the appropriate level for claims liability for this block of business is \$52,981,700.

Note that in the annual statement, both Medicaid and non-Medicaid businesses are combined.

My examination included such review of the actuarial assumptions and actuarial methods and of the underlying basic liability records and such tests of the actuarial calculations as I considered necessary.

In my opinion the amounts carried in the balance sheet on account of the actuarial items identified above:

- a) Are computed in accordance with presently accepted actuarial standards consistently applied and are fairly stated in accordance with sound actuarial principles;
- b) Are based on actuarial assumptions which are in accordance with or stronger than those called for in related contract provisions and are appropriate for the purpose for which the statement was prepared;
- c) Meet the requirements of the laws of the State of Tennessee;
- d) Make good and sufficient provision for all unpaid claims and other actuarial liabilities of the organization guaranteed under the terms of its contracts and agreements;

- e) Are computed on the basis of actuarial assumptions and methods consistent in all material respects with those used in computing the corresponding items in the annual statement of the preceding year-end; and
- f) Include provision, in the aggregate, for all actuarial reserves and related statement items which ought to be established.

The actuarial methods, considerations and analyses used in forming my opinion conform to the appropriate Standards of Practice as promulgated from time to time by the Actuarial Standards Board, whose standards form the basis of this statement of opinion.

This statement has been prepared for inclusion with United Healthcare Plan of the River Valley, Inc.'s statutory quarterly statement for filing with regulatory authorities of the State of Tennessee and is intended for no other purpose.

October 11, 2019



Kevin P. Donnelly, FSA, FCAS, MAAA
Director of Actuarial Services, United Healthcare
9800 Health Care Lane, MN006-W009
Minnetonka, MN 55343
(952) 931-5433
E-mail: Kevin.donnelly@uhc.com



October 11, 2019

STATEMENT OF ACTUARIAL OPINION

Statutory Quarterly Statement of United Healthcare Plan of the River Valley, Inc.

Medicaid Risk Business in Western Tennessee, Long Term Care

As of and for the Period Ended September 30, 2019

I, Kevin P. Donnelly, am a Member of the American Academy of Actuaries (Academy) and Director of Actuarial Services for United Healthcare Plan of the River Valley, Inc.'s Medicaid plans. I meet the Academy qualification standards for rendering this statement of actuarial opinion.

This statement is for United Healthcare Plan of the River Valley, Inc.'s Medicaid Long Term Care risk business in Western Tennessee, which had approximately 2,800 members in September 2019. This business became effective August 1, 2010.

I have examined the actuarial assumptions and methods used in determining the loss reserves listed below, as prepared for filing with regulatory officials as of September 30, 2019.

I have determined that the appropriate level for claims liability for this block of business is \$11,509,299.

Note that in the annual statement, both Medicaid and non-Medicaid businesses are combined.

My examination included such review of the actuarial assumptions and actuarial methods and of the underlying basic liability records and such tests of the actuarial calculations as I considered necessary.

In my opinion the amounts carried in the balance sheet on account of the actuarial items identified above:

- a) Are computed in accordance with presently accepted actuarial standards consistently applied and are fairly stated in accordance with sound actuarial principles;
- b) Are based on actuarial assumptions which are in accordance with or stronger than those called for in related contract provisions and are appropriate for the purpose for which the statement was prepared;
- c) Meet the requirements of the laws of the State of Tennessee;
- d) Make good and sufficient provision for all unpaid claims and other actuarial liabilities of the organization guaranteed under the terms of its contracts and agreements;

- e) Are computed on the basis of actuarial assumptions and methods consistent in all material respects with those used in computing the corresponding items in the annual statement of the preceding year-end; and
- f) Include provision, in the aggregate, for all actuarial reserves and related statement items which ought to be established.

The actuarial methods, considerations and analyses used in forming my opinion conform to the appropriate Standards of Practice as promulgated from time to time by the Actuarial Standards Board, whose standards form the basis of this statement of opinion.

This statement has been prepared for inclusion with United Healthcare Plan of the River Valley, Inc.'s statutory quarterly statement for filing with regulatory authorities of the State of Tennessee and is intended for no other purpose.

October 11, 2019



Kevin P. Donnelly, FSA, FCAS, MAAA

Director of Actuarial Services, United Healthcare

9800 Health Care Lane, MN006-W009

Minnetonka, MN 55343

(952) 931-5433

E-mail: Kevin.donnelly@uhc.com



October 11, 2019

STATEMENT OF ACTUARIAL OPINION

Statutory Quarterly Statement of United Healthcare Plan of the River Valley, Inc.

Medicaid Risk Business in Western Tennessee, Excluding Long Term Care

As of and for the Period Ended September 30, 2019

I, Kevin P. Donnelly, am a Member of the American Academy of Actuaries (Academy) and Director of Actuarial Services for United Healthcare Plan of the River Valley, Inc.'s Medicaid plans. I meet the Academy qualification standards for rendering this statement of actuarial opinion.

This statement is for United Healthcare Plan of the River Valley, Inc.'s Medicaid risk business in Western Tennessee, which had approximately 116,500 members in September 2019. This business became effective September 1, 2008.

I have examined the actuarial assumptions and methods used in determining the loss reserves listed below, as prepared for filing with regulatory officials as of September 30, 2019.

I have determined that the appropriate level for claims liability for this block of business is \$34,422,531.

Note that in the annual statement, both Medicaid and non-Medicaid businesses are combined.

My examination included such review of the actuarial assumptions and actuarial methods and of the underlying basic liability records and such tests of the actuarial calculations as I considered necessary.

In my opinion the amounts carried in the balance sheet on account of the actuarial items identified above:

- a) Are computed in accordance with presently accepted actuarial standards consistently applied and are fairly stated in accordance with sound actuarial principles;
- b) Are based on actuarial assumptions which are in accordance with or stronger than those called for in related contract provisions and are appropriate for the purpose for which the statement was prepared;
- c) Meet the requirements of the laws of the State of Tennessee;
- d) Make good and sufficient provision for all unpaid claims and other actuarial liabilities of the organization guaranteed under the terms of its contracts and agreements;

- e) Are computed on the basis of actuarial assumptions and methods consistent in all material respects with those used in computing the corresponding items in the annual statement of the preceding year-end; and
- f) Include provision, in the aggregate, for all actuarial reserves and related statement items which ought to be established.

The actuarial methods, considerations and analyses used in forming my opinion conform to the appropriate Standards of Practice as promulgated from time to time by the Actuarial Standards Board, whose standards form the basis of this statement of opinion.

This statement has been prepared for inclusion with United Healthcare Plan of the River Valley, Inc.'s statutory quarterly statement for filing with regulatory authorities of the State of Tennessee and is intended for no other purpose.

October 11, 2019



Kevin P. Donnelly, FSA, FCAS, MAAA

Director of Actuarial Services, United Healthcare

9800 Health Care Lane, MN006-W009

Minnetonka, MN 55343

(952) 931-5433

E-mail: Kevin.donnelly@uhc.com

UHC Plan of the River Valley
Reconciliation of Cash to Accrual Basis Accounting
As of September 30, 2019

| | <u>Middle</u> | <u>East</u> | <u>West</u> | <u>Consolidated</u> | <u>Key</u> |
|--|-----------------------|-----------------------|-----------------------|-------------------------|------------|
| Cash received per premium tax reconciliation | 646,256,566.66 | 586,138,772.95 | 453,861,737.26 | 1,686,257,076.87 | |
| Change in accruals | (15,249,297.60) | (12,112,345.59) | (7,500,514.54) | (34,862,157.73) | a |
| Change in withhold | 174,635.04 | 55,870.93 | 86,212.08 | 316,718.05 | b |
| FIN360 Timing Difference | 923,617.62 | 452,684.12 | 500,177.75 | 1,876,479.49 | c |
| Capitation Payments for Pass Thru | (123,865,945.16) | (101,600,454.64) | (74,032,701.43) | (299,499,101.23) | d |
| Recoupment of Pass Thru Payments | 68,922,379.24 | 50,675,282.05 | 39,425,298.24 | 159,022,959.53 | e |
| Payout of Pass Thru Payments | (31,440,863.35) | (19,989,049.10) | (16,750,273.39) | (68,180,185.84) | f |
| 2018 Stat Entry for Health Link Accrual (AON Letter) | (4,388,334.22) | (4,035,923.66) | (3,296,598.14) | (11,720,856.02) | g |
| ECF ASO Fee, claims and premium tax billing | (1,289,850.00) | (1,785,987.22) | (1,201,252.85) | (4,277,090.07) | h |
| Accrual basis | <u>540,042,908.23</u> | <u>497,798,849.84</u> | <u>391,092,084.98</u> | <u>1,428,933,843.05</u> | |

(a) Consistent with NAIC guidelines, UPRV records premiums on an accrual basis of accounting. The \$34.9M decrease in accruals is driven by \$21.2M Base Rate Change decrease, \$5.6M RAR accrual decrease and \$5.3M Retro Premium decrease.

(b) This item is created due to changes in the amount withheld from Dec 2018 to Sept 2019.

(c) A change was made on how revenue is recorded that results in a timing difference. Prior to Sept 2017, revenue was recorded based on remittances. Effective September 2017, revenue is recorded based on the eligibility file. The variance between the files results in a timing difference between the funding received from TennCare versus the revenue recorded by UHC.

(d) Pass thru capitation based payments from TennCare for all 6 Pass Thru Programs: Emergency Medical Services(EMS), Health Directed Payment (HDP) and Patient Centered Medical Home (PCMH), Patient Centered Medical Home Outcome, Physician and Medical Therapy Management.

(e) TennCare recoupment of Pass Thru retro to 1/1/2018

(f) TennCare payout for Pass Thru

(g) Reversal of Dec 2018 STAT entry due to Health Links accrual as provided by TennCare (AON Letter)

(h) ECF Pass thru items for Premium Tax and Claims are not booked as revenue

Accrual change is calculated as follows:

| | <u>Middle</u> | <u>East</u> | <u>West</u> | <u>Consolidated</u> |
|------------------------------------|------------------------|------------------------|-----------------------|------------------------|
| Reversal of Dec 2018 Accrued MWOS | 3,323,068.03 | 3,860,703.67 | 3,457,718.68 | 10,641,490.38 |
| Reversal of Dec 2018 Accrued RAR | (6,739,894.26) | 862,188.63 | 5,497,527.93 | (380,177.70) |
| Reversal of Dec 2018 Accrued Retro | (4,526,723.89) | (4,012,180.22) | (2,809,966.84) | (11,348,870.95) |
| Reversal of Dec 2018 Rate Change | (8,779,478.03) | (7,491,287.26) | (4,948,206.84) | (21,218,972.13) |
| Sept 2019 Accrued MWOS | (3,780,209.44) | (4,190,159.07) | (3,325,831.56) | (11,296,200.07) |
| Sept 2019 Accrued RAR | 2,589,765.92 | (2,228,408.51) | (5,559,451.17) | (5,198,093.76) |
| Sept 2019 Accrued Retro | 3,336,499.80 | 1,367,629.36 | 1,386,410.68 | 6,090,539.84 |
| Sept 2019 Accrued Rate Change | - | - | - | - |
| Sept 2019 Accrued IMD | (672,325.73) | (280,832.19) | (1,198,715.42) | (2,151,873.34) |
| | - | - | - | - |
| Total change in accrual | <u>(15,249,297.60)</u> | <u>(12,112,345.59)</u> | <u>(7,500,514.54)</u> | <u>(34,862,157.73)</u> |

UnitedHealthcare Plan of the River Valley, Inc.
TennCare Subsequent Collections Schedule
As of September 30, 2019

12/31/2018 AR balance by component

| | | 12/31/2018 | Medicaid | LTC | Total |
|---|---|-------------------|-------------------|------------------|-------------------|
| GL Accrual for rate change | GL Accrual for rate change | 55600-03000-11070 | 13,968,439.34 | 7,250,532.79 | 21,218,972.14 |
| GL Accrual for future retroactive premium | GL Accrual for future retroactive premium | 55600-03000-11070 | 8,824,659 | 2,524,211 | 11,348,871 |
| GL Accrual for withholding | GL Accrual for withholding | 55600-03000-11027 | 2,673,959 | 1,318,211 | 3,992,170 |
| GL Accrual for LTC members not receiving LTC services | GL Accrual for LTC members not receiving LTC services | 55600-03000-21297 | 608,510 | (11,250,000) | (10,641,490) |
| GL balance 12/31/2018 | GL balance 12/31/2018 | | <u>26,075,567</u> | <u>(157,044)</u> | <u>25,918,523</u> |

| 2019 Cash receipts related to 2018 service dates | Medicaid | | LTC | | Total | | | Total | | Difference between L and O | |
|--|------------------------------|-------------------------|---|---|---|------------------------------------|---|---------------------|--------------------|----------------------------|------------------|
| | Prior Medicaid withhold paid | Prior LTC withhold paid | Withhold on CY Cash Received for PY IDB Dates | Withhold on CY Cash Received for PY IDB Dates | Medicaid Cash Received for PY IDB Dates | LTC Cash Received for PY IDB Dates | Cash Received for PY IDB Dates (includes W/H & Recoupments) | Medicaid | LTC | | |
| Jan-18 | - | - | 51,043 | (34,832) | (2,041,708) | 1,393,265 | (632,232) | (1,990,666) | 1,358,433 | (632,232) | - |
| Feb-18 | (51,043) | 34,832 | 4,793,816 | 206,285 | (29,821,104) | (4,154,963) | (28,992,177) | (25,078,330) | (3,913,846) | (28,992,177) | - |
| Mar-18 | (4,793,816) | (206,285) | 25,145 | 6,514 | (953,033) | (259,129) | (6,180,604) | (5,721,704) | (458,900) | (6,180,604) | - |
| Apr-18 | (25,145) | (6,514) | 27,136 | 5,294 | (1,041,842) | (210,423) | 913,492 | (1,039,851) | (211,643) | (1,251,494) | 2,164,986 |
| May-18 | (27,136) | (5,294) | 17,589 | (320) | (681,906) | 12,711 | (684,356) | (691,453) | 7,097 | (684,356) | - |
| Jun-18 | (17,589) | 320 | 13,923 | 180 | (540,960) | (7,205) | 1,872,306 | (544,626) | (6,705) | (551,331) | 2,423,637 |
| Jul-18 | (13,923) | (180) | 6,088 | (548) | (237,528) | 21,737 | 1,899,304 | (245,363) | 21,009 | (224,354) | 2,123,658 |
| Aug-18 | (6,088) | 548 | 4,870 | 8 | (189,001) | (326) | (189,989) | (190,219) | 230 | (189,989) | - |
| Sep-18 | (4,870) | (8) | 3,154 | 332 | (122,621) | (13,195) | (137,209) | (124,338) | (12,871) | (137,209) | - |
| Total 2018 cash deposits for 2017 retro cash | <u>(4,939,611)</u> | <u>(182,582)</u> | <u>4,942,765</u> | <u>182,913</u> | <u>(430,015)</u> | <u>7,142,296</u> | <u>(32,131,464)</u> | <u>(35,626,550)</u> | <u>(3,217,196)</u> | <u>(38,843,745)</u> | <u>6,712,281</u> |

United Healthcare C & S - Tennessee
Retroactive Revenue Accrual Summary
September-19

| Total | | | | | | | | | | | | |
|-------------------------|---------------|---------------------|--------------|-------------------|----------------|---------------------|---------------|---------------------|----------------|---------------------|---------------|---------------------|
| IDB | Mid TN - TANF | | Mid TN - LTC | | West TN - TANF | | West TN - LTC | | East TN - TANF | | East TN - LTC | |
| | Mbrs | Rev | Mbrs | Rev | Mbrs | Rev | Mbrs | Rev | Mbrs | Rev | Mbrs | Rev |
| Apr-19 | 117 | 85,608.41 | 2 | 8,736.75 | 59 | 49,518.14 | 0 | 2,766.91 | 50 | 40,153.25 | 0 | 3,045.56 |
| May-19 | 310 | 197,468.80 | 4 | 22,086.57 | 161 | 113,942.32 | 1 | 6,287.45 | 139 | 96,643.99 | 1 | 8,331.16 |
| Jun-19 | 662 | 358,623.41 | 7 | 40,857.86 | 338 | 197,325.98 | 1 | 10,716.16 | 288 | 174,558.18 | 2 | 16,445.64 |
| Jul-19 | 1,251 | 606,936.60 | 14 | 90,621.87 | 632 | 312,665.33 | (1) | 8,459.41 | 564 | 303,158.78 | 2 | 23,533.84 |
| Aug-19 | 2,308 | 1,030,188.47 | 3 | 62,567.88 | 1,165 | 495,091.22 | (25) | (92,500.03) | 1,071 | 530,385.17 | (28) | (112,593.41) |
| Sep-19 | 1,945 | 821,010.63 | (4) | 11,792.55 | 1,015 | 388,946.11 | (25) | (106,808.32) | 856 | 429,081.83 | (34) | (145,114.63) |
| Total | 6,593 | 3,099,836.32 | 24 | 236,663.48 | 3,369 | 1,557,489.10 | (49) | (171,078.42) | 2,968 | 1,573,981.20 | (56) | (206,351.84) |
| | | | | | | | | | | | | |
| Prior Month | 6,570 | 3,029,357.18 | 45 | 346,052.38 | 3,351 | 1,538,300.78 | (34) | (101,200.81) | 3,118 | 1,620,243.89 | (21) | (18,273.87) |
| Change from Prior Month | 23 | 70,479.14 | (21) | (109,388.90) | 18 | 19,188.32 | (15) | (69,877.61) | (150) | (46,262.69) | (34) | (188,077.97) |