

QUARTERLY STATEMENT

OF THE

UnitedHealthcare Plan of the River Valley, Inc.

TO THE

Insurance Department

OF THE

STATE OF

Illinois

FOR THE QUARTER ENDED
JUNE 30, 2017

HEALTH

2017

QUARTERLY STATEMENT

OF THE

UnitedHealthcare Plan of the River Valley, Inc.

TO THE

Insurance Department

OF THE

STATE OF

Iowa

FOR THE QUARTER ENDED
JUNE 30, 2017

HEALTH

2017

QUARTERLY STATEMENT

OF THE

UnitedHealthcare Plan of the River Valley, Inc.

TO THE

Insurance Department

OF THE

STATE OF

Tennessee

FOR THE QUARTER ENDED
JUNE 30, 2017

HEALTH

2017

QUARTERLY STATEMENT

OF THE

UnitedHealthcare Plan of the River Valley, Inc.

TO THE

Insurance Department

OF THE

STATE OF

Virginia

FOR THE QUARTER ENDED
JUNE 30, 2017

HEALTH

2017



HEALTH QUARTERLY STATEMENT

AS OF JUNE 30, 2017

OF THE CONDITION AND AFFAIRS OF THE

UnitedHealthcare Plan of the River Valley, Inc.

NAIC Group Code 0707 0707 NAIC Company Code 95378 Employer's ID Number 36-3379945
(Current) (Prior)

Organized under the Laws of Illinois, State of Domicile or Port of Entry IL

Country of Domicile United States of America

Organized as business type: Health Maintenance Organization

HMO Federally Qualified? Yes [] No [X]

Incorporated/Organized 08/05/1985 Commenced Business 12/19/1985

Statutory Home Office 1300 River Drive, Suite 200 Moline, IL, US 61265
(Street and Number) (City or Town, State, Country and Zip Code)

Main Administrative Office 1300 River Drive, Suite 200 Moline, IL, US 61265
(Street and Number) (City or Town, State, Country and Zip Code)
309-736-4600
(Area Code) (Telephone Number)

Mail Address 9700 Health Care Lane, MN017-E900 Minnetonka, MN, US 55343
(Street and Number or P.O. Box) (City or Town, State, Country and Zip Code)

Primary Location of Books and Records 1300 River Drive, Suite 200 Moline, IL, US 61265
(Street and Number) (City or Town, State, Country and Zip Code)
309-736-4600
(Area Code) (Telephone Number)

Internet Website Address UHCRiverValley.com

Statutory Statement Contact Micah Forrest Wenck 952-979-6175
(Name) (Area Code) (Telephone Number)
micah_1_wenck@uhc.com 952-979-7825
(E-mail Address) (FAX Number)

OFFICERS

Secretary Christina Regina Palme-Krizak Chief Financial Officer James Wesley Kelly
 Treasurer Robert Worth Oberrender

OTHER

Robert Andersen Broomfield #, President, Commercial Nyle Brent Cottingham, Vice President Rita Faye Johnson-Mills, President, Medicaid Division
Heather Anastasia Lang Jacobsen, Assistant Secretary Kimberly Grace Perry D.O. #, Chief Medical Officer

DIRECTORS OR TRUSTEES

William Kenneth Appelgate Ph.D. Robert Andersen Broomfield # James Edward Hecker
Rita Faye Johnson-Mills James Wesley Kelly Cathie Sue Whiteside
Scott Edward Williams Yasmine Herminia Winkler #

State of Kansas
 County of Johnson

State of MINNESOTA
 County of HENNEPIN

State of _____
 County of _____

The officers of this reporting entity being duly sworn, each depose and say that they are the described officers of said reporting entity, and that on the reporting period stated above, all of the herein described assets were the absolute property of the said reporting entity, free and clear from any liens or claims thereon, except as herein stated, and that this statement, together with related exhibits, schedules and explanations therein contained, annexed or referred to, is a full and true statement of all the assets and liabilities and of the condition and affairs of the said reporting entity as of the reporting period stated above, and of its income and deductions therefrom for the period ended, and have been completed in accordance with the NAIC Annual Statement Instructions and Accounting Practices and Procedures manual except to the extent that: (1) state law may differ; or, (2) that state rules or regulations require differences in reporting not related to accounting practices and procedures, according to the best of their information, knowledge and belief, respectively. Furthermore, the scope of this attestation by the described officers also includes the related corresponding electronic filing with the NAIC, when required, that is an exact copy (except for formatting differences due to electronic filing) of the enclosed statement. The electronic filing may be requested by various regulators in lieu of or in addition to the enclosed statement.

Robert Andersen Broomfield
 President, Commercial

Christina Regina Palme-Krizak
 Secretary

Subscribed and sworn to before me this 24th day of JULY 2017

Subscribed and sworn to before me this 19th day of JULY 2017

Subscribed and sworn to before me this _____ day of _____

- a. Is this an original filing?..... Yes [X] No []
 b. If no,
 1. State the amendment number.....
 2. Date filed.....
 3. Number of pages attached.....

JEANNIE FIGGE
 Notary Public - State of Kansas
 My Appointment Expires 11/3/2021

NANCY M WASKOSKY
 Notary Public
 State of Minnesota
 My Commission Expires
 January 31, 2020

ASSETS

	Current Statement Date			4 December 31 Prior Year Net Admitted Assets
	1 Assets	2 Nonadmitted Assets	3 Net Admitted Assets (Cols. 1 - 2)	
1. Bonds	581,673,807	0	581,673,807	622,912,801
2. Stocks:				
2.1 Preferred stocks	0	0	0	0
2.2 Common stocks	0	0	0	0
3. Mortgage loans on real estate:				
3.1 First liens	0	0	0	0
3.2 Other than first liens	0	0	0	0
4. Real estate:				
4.1 Properties occupied by the company (less \$ 0 encumbrances)	0	0	0	0
4.2 Properties held for the production of income (less \$ 0 encumbrances)	0	0	0	0
4.3 Properties held for sale (less \$ 0 encumbrances)	0	0	0	0
5. Cash (\$ 21,228,532), cash equivalents (\$ 399,985) and short-term investments (\$ 33,801,292)	55,429,809	0	55,429,809	94,347,087
6. Contract loans (including \$ 0 premium notes)	0	0	0	0
7. Derivatives	0	0	0	0
8. Other invested assets	14,815,172	0	14,815,172	15,752,782
9. Receivables for securities	1,700,000	0	1,700,000	5,873,349
10. Securities lending reinvested collateral assets	0	0	0	0
11. Aggregate write-ins for invested assets	0	0	0	0
12. Subtotals, cash and invested assets (Lines 1 to 11)	653,618,788	0	653,618,788	738,886,019
13. Title plants less \$ 0 charged off (for Title insurers only)	0	0	0	0
14. Investment income due and accrued	4,970,269	0	4,970,269	5,543,108
15. Premiums and considerations:				
15.1 Uncollected premiums and agents' balances in the course of collection	58,255,333	461,130	57,794,203	54,408,461
15.2 Deferred premiums, agents' balances and installments booked but deferred and not yet due (including \$ 0 earned but unbilled premiums)	0	0	0	0
15.3 Accrued retrospective premiums (\$ 73,042,936) and contracts subject to redetermination (\$ 139,002,597)	210,971,290	0	210,971,290	170,251,119
16. Reinsurance:				
16.1 Amounts recoverable from reinsurers	0	0	0	0
16.2 Funds held by or deposited with reinsured companies	0	0	0	0
16.3 Other amounts receivable under reinsurance contracts	0	0	0	0
17. Amounts receivable relating to uninsured plans	5,630,898	74,074	5,556,824	19,622,910
18.1 Current federal and foreign income tax recoverable and interest thereon	26,129,172	0	26,129,172	0
18.2 Net deferred tax asset	23,531,927	5,039,555	18,492,372	39,295,962
19. Guaranty funds receivable or on deposit	328,215	0	328,215	1,080,390
20. Electronic data processing equipment and software	0	0	0	0
21. Furniture and equipment, including health care delivery assets (\$ 0)	0	0	0	0
22. Net adjustment in assets and liabilities due to foreign exchange rates	0	0	0	0
23. Receivables from parent, subsidiaries and affiliates	0	0	0	0
24. Health care (\$ 38,593,568) and other amounts receivable	55,752,961	17,159,393	38,593,568	32,485,651
25. Aggregate write-ins for other than invested assets	29,312	26,319	2,993	1,481,609
26. Total assets excluding Separate Accounts, Segregated Accounts and Protected Cell Accounts (Lines 12 to 25)	1,039,218,165	22,760,471	1,016,457,694	1,063,055,229
27. From Separate Accounts, Segregated Accounts and Protected Cell Accounts	0	0	0	0
28. Total (Lines 26 and 27)	1,039,218,165	22,760,471	1,016,457,694	1,063,055,229
DETAILS OF WRITE-INS				
1101.				
1102.				
1103.				
1198. Summary of remaining write-ins for Line 11 from overflow page	0	0	0	0
1199. Totals (Lines 1101 through 1103 plus 1198)(Line 11 above)	0	0	0	0
2501. Liquidated Damages Receivable	13,000	13,000	0	1,087,000
2502. Prepaid Commissions	7,595	7,595	0	0
2503. Provider Overpayments Interest Receivable	3,853	3,853	0	0
2598. Summary of remaining write-ins for Line 25 from overflow page	4,864	1,871	2,993	394,609
2599. Totals (Lines 2501 through 2503 plus 2598)(Line 25 above)	29,312	26,319	2,993	1,481,609

LIABILITIES, CAPITAL AND SURPLUS

	Current Period			Prior Year
	1 Covered	2 Uncovered	3 Total	4 Total
1. Claims unpaid (less \$0 reinsurance ceded)	350,678,100	0	350,678,100	346,839,496
2. Accrued medical incentive pool and bonus amounts	4,920,397	0	4,920,397	5,905,646
3. Unpaid claims adjustment expenses	4,973,811	0	4,973,811	4,881,947
4. Aggregate health policy reserves, including the liability of \$39,251,811 for medical loss ratio rebate per the Public Health Service Act	85,265,479	0	85,265,479	107,379,386
5. Aggregate life policy reserves	0	0	0	0
6. Property/casualty unearned premium reserve	0	0	0	0
7. Aggregate health claim reserves	1,438,180	0	1,438,180	1,318,923
8. Premiums received in advance	66,858,442	0	66,858,442	2,825,537
9. General expenses due or accrued	37,797,797	0	37,797,797	43,106,891
10.1 Current federal and foreign income tax payable and interest thereon (including \$0 on realized gains (losses))	0	0	0	19,389,288
10.2 Net deferred tax liability	0	0	0	0
11. Ceded reinsurance premiums payable	323,332	0	323,332	376,146
12. Amounts withheld or retained for the account of others	11,807	0	11,807	170,139
13. Remittances and items not allocated	1,649	0	1,649	246,923
14. Borrowed money (including \$0 current) and interest thereon \$0 (including \$0 current)	0	0	0	0
15. Amounts due to parent, subsidiaries and affiliates	26,122,874	0	26,122,874	86,634,572
16. Derivatives	0	0	0	0
17. Payable for securities	1,051,101	0	1,051,101	1,051,101
18. Payable for securities lending	0	0	0	0
19. Funds held under reinsurance treaties (with \$0 authorized reinsurers, \$0 unauthorized reinsurers and \$0 certified reinsurers)	0	0	0	0
20. Reinsurance in unauthorized and certified (\$0) companies	0	0	0	0
21. Net adjustments in assets and liabilities due to foreign exchange rates	0	0	0	0
22. Liability for amounts held under uninsured plans	22,130,804	0	22,130,804	8,180,388
23. Aggregate write-ins for other liabilities (including \$48,955 current)	48,955	0	48,955	439,778
24. Total liabilities (Lines 1 to 23)	601,622,728	0	601,622,728	628,746,161
25. Aggregate write-ins for special surplus funds	XXX	XXX	30,838,393	0
26. Common capital stock	XXX	XXX	610,000	610,000
27. Preferred capital stock	XXX	XXX	0	0
28. Gross paid in and contributed surplus	XXX	XXX	44,977,137	44,977,137
29. Surplus notes	XXX	XXX	0	0
30. Aggregate write-ins for other than special surplus funds	XXX	XXX	1,500,000	1,500,000
31. Unassigned funds (surplus)	XXX	XXX	336,909,436	387,221,931
32. Less treasury stock, at cost:				
32.10 shares common (value included in Line 26 \$0)	XXX	XXX	0	0
32.20 shares preferred (value included in Line 27 \$0)	XXX	XXX	0	0
33. Total capital and surplus (Lines 25 to 31 minus Line 32)	XXX	XXX	414,834,966	434,309,068
34. Total liabilities, capital and surplus (Lines 24 and 33)	XXX	XXX	1,016,457,694	1,063,055,229
DETAILS OF WRITE-INS				
2301. Accrued Fines and Penalties	41,658	0	41,658	432,481
2302. Unclaimed Property	7,297	0	7,297	7,297
2303.				
2398. Summary of remaining write-ins for Line 23 from overflow page	0	0	0	0
2399. Totals (Lines 2301 through 2303 plus 2398)(Line 23 above)	48,955	0	48,955	439,778
2501. Section 9010 ACA Subsequent Fee Year Assessment	XXX	XXX	30,838,393	0
2502.	XXX	XXX		
2503.	XXX	XXX		
2598. Summary of remaining write-ins for Line 25 from overflow page	XXX	XXX	0	0
2599. Totals (Lines 2501 through 2503 plus 2598)(Line 25 above)	XXX	XXX	30,838,393	0
3001. Statutory Fund	XXX	XXX	1,500,000	1,500,000
3002.	XXX	XXX		
3003.	XXX	XXX		
3098. Summary of remaining write-ins for Line 30 from overflow page	XXX	XXX	0	0
3099. Totals (Lines 3001 through 3003 plus 3098)(Line 30 above)	XXX	XXX	1,500,000	1,500,000

STATEMENT OF REVENUE AND EXPENSES

	Current Year To Date		Prior Year To Date	Prior Year Ended December 31
	1 Uncovered	2 Total	3 Total	4 Total
1. Member Months	XXX	4,348,124	4,089,663	8,628,554
2. Net premium income (including \$ 0 non-health premium income)	XXX	1,876,338,879	1,671,044,837	3,555,937,859
3. Change in unearned premium reserves and reserve for rate credits	XXX	11,498,639	(487,791)	35,431,303
4. Fee-for-service (net of \$ 0 medical expenses)	XXX	0	0	0
5. Risk revenue	XXX	0	0	0
6. Aggregate write-ins for other health care related revenues	XXX	0	0	0
7. Aggregate write-ins for other non-health revenues	XXX	0	0	0
8. Total revenues (Lines 2 to 7)	XXX	1,887,837,518	1,670,557,046	3,591,369,162
Hospital and Medical:				
9. Hospital/medical benefits	0	1,510,314,261	1,258,878,694	2,711,284,175
10. Other professional services	0	12,839,432	9,412,346	20,723,071
11. Outside referrals	0	0	0	0
12. Emergency room and out-of-area	0	0	0	0
13. Prescription drugs	0	114,953,261	72,941,482	170,837,345
14. Aggregate write-ins for other hospital and medical	0	0	0	0
15. Incentive pool, withhold adjustments and bonus amounts	0	694,004	5,680,352	10,103,508
16. Subtotal (Lines 9 to 15)	0	1,638,800,958	1,346,912,874	2,912,948,099
Less:				
17. Net reinsurance recoveries	0	0	0	0
18. Total hospital and medical (Lines 16 minus 17)	0	1,638,800,958	1,346,912,874	2,912,948,099
19. Non-health claims (net)	0	0	0	0
20. Claims adjustment expenses, including \$ 61,590,012 cost containment expenses	0	92,306,803	89,053,427	177,953,618
21. General administrative expenses	0	171,667,379	198,051,458	380,589,931
22. Increase in reserves for life and accident and health contracts (including \$ 0 increase in reserves for life only)	0	(38,902,000)	(16,326,000)	(38,464,000)
23. Total underwriting deductions (Lines 18 through 22)	0	1,863,873,140	1,617,691,759	3,433,027,648
24. Net underwriting gain or (loss) (Lines 8 minus 23)	XXX	23,964,378	52,865,287	158,341,514
25. Net investment income earned	0	5,191,517	5,119,370	10,122,102
26. Net realized capital gains (losses) less capital gains tax of \$ 324,577	0	559,300	1,581,779	2,390,467
27. Net investment gains (losses) (Lines 25 plus 26)	0	5,750,817	6,701,149	12,512,569
28. Net gain or (loss) from agents' or premium balances charged off [(amount recovered \$ 42,098) (amount charged off \$ (9,509))]	0	32,589	(245,750)	(215,679)
29. Aggregate write-ins for other income or expenses	0	38,651	(265,846)	(477,467)
30. Net income or (loss) after capital gains tax and before all other federal income taxes (Lines 24 plus 27 plus 28 plus 29)	XXX	29,786,435	59,054,840	170,160,937
31. Federal and foreign income taxes incurred	XXX	(6,676,037)	15,665,900	44,162,380
32. Net income (loss) (Lines 30 minus 31)	XXX	36,462,472	43,388,940	125,998,557
DETAILS OF WRITE-INS				
0601.	XXX			
0602.	XXX			
0603.	XXX			
0698. Summary of remaining write-ins for Line 6 from overflow page	XXX	0	0	0
0699. Totals (Lines 0601 through 0603 plus 0698)(Line 6 above)	XXX	0	0	0
0701.	XXX			
0702.	XXX			
0703.	XXX			
0798. Summary of remaining write-ins for Line 7 from overflow page	XXX	0	0	0
0799. Totals (Lines 0701 through 0703 plus 0798)(Line 7 above)	XXX	0	0	0
1401.				
1402.				
1403.				
1498. Summary of remaining write-ins for Line 14 from overflow page	0	0	0	0
1499. Totals (Lines 1401 through 1403 plus 1498)(Line 14 above)	0	0	0	0
2901. Fines & Penalties – Paid and Accrued	0	38,651	(265,846)	(477,467)
2902.				
2903.				
2998. Summary of remaining write-ins for Line 29 from overflow page	0	0	0	0
2999. Totals (Lines 2901 through 2903 plus 2998)(Line 29 above)	0	38,651	(265,846)	(477,467)

STATEMENT OF REVENUE AND EXPENSES (Continued)

	1 Current Year to Date	2 Prior Year to Date	3 Prior Year Ended December 31
CAPITAL AND SURPLUS ACCOUNT			
33. Capital and surplus prior reporting year.....	434,309,068	423,305,536	423,305,536
34. Net income or (loss) from Line 32	36,462,472	43,388,940	125,998,557
35. Change in valuation basis of aggregate policy and claim reserves	0	0	0
36. Change in net unrealized capital gains (losses) less capital gains tax of \$ 0	0	0	0
37. Change in net unrealized foreign exchange capital gain or (loss)	0	0	0
38. Change in net deferred income tax	(20,803,590)	(17,809,850)	(21,841,931)
39. Change in nonadmitted assets	14,867,016	2,889,165	(9,153,094)
40. Change in unauthorized and certified reinsurance	0	0	0
41. Change in treasury stock	0	0	0
42. Change in surplus notes	0	0	0
43. Cumulative effect of changes in accounting principles.....	0	0	0
44. Capital Changes:			
44.1 Paid in	0	0	0
44.2 Transferred from surplus (Stock Dividend).....	0	0	0
44.3 Transferred to surplus.....	0	0	0
45. Surplus adjustments:			
45.1 Paid in	0	0	0
45.2 Transferred to capital (Stock Dividend)	0	0	0
45.3 Transferred from capital	0	0	0
46. Dividends to stockholders	(50,000,000)	(59,000,000)	(84,000,000)
47. Aggregate write-ins for gains or (losses) in surplus	0	0	0
48. Net change in capital & surplus (Lines 34 to 47)	(19,474,102)	(30,531,745)	11,003,532
49. Capital and surplus end of reporting period (Line 33 plus 48)	414,834,966	392,773,791	434,309,068
DETAILS OF WRITE-INS			
4701.			
4702.			
4703.			
4798. Summary of remaining write-ins for Line 47 from overflow page	0	0	0
4799. Totals (Lines 4701 through 4703 plus 4798)(Line 47 above)	0	0	0

CASH FLOW

	1 Current Year To Date	2 Prior Year To Date	3 Prior Year Ended December 31
Cash from Operations			
1. Premiums collected net of reinsurance	1,924,094,014	1,438,985,977	3,313,876,576
2. Net investment income	11,488,418	10,998,116	21,368,453
3. Miscellaneous income	0	264,000	264,000
4. Total (Lines 1 to 3)	1,935,582,432	1,450,248,093	3,335,509,029
5. Benefit and loss related payments	1,626,651,728	1,312,897,097	2,863,700,335
6. Net transfers to Separate Accounts, Segregated Accounts and Protected Cell Accounts	0	0	0
7. Commissions, expenses paid and aggregate write-ins for deductions	239,334,661	257,666,399	567,434,470
8. Dividends paid to policyholders	0	0	0
9. Federal and foreign income taxes paid (recovered) net of \$0 tax on capital gains (losses)	39,167,000	(15,380,001)	(2,825,473)
10. Total (Lines 5 through 9)	1,905,153,389	1,555,183,496	3,428,309,332
11. Net cash from operations (Line 4 minus Line 10)	30,429,043	(104,935,403)	(92,800,303)
Cash from Investments			
12. Proceeds from investments sold, matured or repaid:			
12.1 Bonds	136,219,490	147,911,549	275,192,866
12.2 Stocks	0	0	0
12.3 Mortgage loans	0	0	0
12.4 Real estate	0	0	0
12.5 Other invested assets	2,426	0	97,151
12.6 Net gains or (losses) on cash, cash equivalents and short-term investments	0	1,946	2,843
12.7 Miscellaneous proceeds	4,173,349	0	0
12.8 Total investment proceeds (Lines 12.1 to 12.7)	140,395,265	147,913,495	275,292,860
13. Cost of investments acquired (long-term only):			
13.1 Bonds	98,891,912	171,873,321	286,515,204
13.2 Stocks	0	0	0
13.3 Mortgage loans	0	0	0
13.4 Real estate	0	0	0
13.5 Other invested assets	0	0	9,387
13.6 Miscellaneous applications	0	24,590	5,997,996
13.7 Total investments acquired (Lines 13.1 to 13.6)	98,891,912	171,897,911	292,522,587
14. Net increase (or decrease) in contract loans and premium notes	0	0	0
15. Net cash from investments (Line 12.8 minus Line 13.7 and Line 14)	41,503,353	(23,984,416)	(17,229,727)
Cash from Financing and Miscellaneous Sources			
16. Cash provided (applied):			
16.1 Surplus notes, capital notes	0	0	0
16.2 Capital and paid in surplus, less treasury stock	0	0	0
16.3 Borrowed funds	0	0	0
16.4 Net deposits on deposit-type contracts and other insurance liabilities	0	0	0
16.5 Dividends to stockholders	50,000,000	59,000,000	84,000,000
16.6 Other cash provided (applied)	(60,849,673)	(7,180,549)	23,411,612
17. Net cash from financing and miscellaneous sources (Line 16.1 through Line 16.4 minus Line 16.5 plus Line 16.6)	(110,849,673)	(66,180,549)	(60,588,388)
RECONCILIATION OF CASH, CASH EQUIVALENTS AND SHORT-TERM INVESTMENTS			
18. Net change in cash, cash equivalents and short-term investments (Line 11, plus Lines 15 and 17)	(38,917,277)	(195,100,367)	(170,618,418)
19. Cash, cash equivalents and short-term investments:			
19.1 Beginning of year	94,347,087	264,965,505	264,965,505
19.2 End of period (Line 18 plus Line 19.1)	55,429,809	69,865,138	94,347,087

Note: Supplemental disclosures of cash flow information for non-cash transactions:

EXHIBIT OF PREMIUMS, ENROLLMENT AND UTILIZATION

	1 Total	Comprehensive (Hospital & Medical)		4 Medicare Supplement	5 Vision Only	6 Dental Only	7 Federal Employees Health Benefit Plan	8 Title XVIII Medicare	9 Title XIX Medicaid	10 Other
		2 Individual	3 Group							
Total Members at end of:										
1. Prior Year	749,280	21,743	29,418	0	0	0	2,498	45,725	649,896	0
2. First Quarter	725,784	21,904	28,160	0	0	0	2,343	48,047	625,330	0
3. Second Quarter	708,174	22,669	28,016	0	0	0	2,313	49,975	605,201	0
4. Third Quarter	0	0	0	0	0	0	0	0	0	0
5. Current Year	0	0	0	0	0	0	0	0	0	0
6. Current Year Member Months	4,348,124	138,513	167,370	0	0	0	13,659	290,262	3,738,320	0
Total Member Ambulatory Encounters for Period:										
7. Physician	4,003,864	76,864	134,651	0	0	0	2,003	661,247	3,129,099	0
8. Non-Physician	2,461,297	34,950	9,095	0	0	0	471	386,815	2,029,966	0
9. Total	6,465,161	111,814	143,746	0	0	0	2,474	1,048,062	5,159,065	0
10. Hospital Patient Days Incurred	2,114,274	1,397	3,033	0	0	0	656	86,161	2,023,027	0
11. Number of Inpatient Admissions	133,158	251	789	0	0	0	122	11,836	120,160	0
12. Health Premiums Written (a)	1,878,284,392	21,160,594	67,130,102	0	0	0	8,271,198	382,354,574	1,399,367,924	0
13. Life Premiums Direct	0	0	0	0	0	0	0	0	0	0
14. Property/Casualty Premiums Written	0	0	0	0	0	0	0	0	0	0
15. Health Premiums Earned	1,889,783,031	21,160,594	66,475,962	0	0	0	8,271,198	362,879,320	1,430,995,957	0
16. Property/Casualty Premiums Earned	0	0	0	0	0	0	0	0	0	0
17. Amount Paid for Provision of Health Care Services.....	1,626,651,728	17,466,217	51,880,176	0	0	0	7,170,931	269,359,776	1,280,774,628	0
18. Amount Incurred for Provision of Health Care Services	1,638,800,958	17,747,666	52,989,839	0	0	0	6,246,125	269,728,076	1,292,089,252	0

(a) For health premiums written: amount of Medicare Title XVIII exempt from state taxes or fees \$382,354,574

UNDERWRITING AND INVESTMENT EXHIBIT

ANALYSIS OF CLAIMS UNPAID - PRIOR YEAR - NET OF REINSURANCE

Line of Business	Claims Paid Year to Date		Liability End of Current Quarter		5 Claims Incurred in Prior Years (Columns 1 + 3)	6 Estimated Claim Reserve and Claim Liability December 31 of Prior Year
	1 On Claims Incurred Prior to January 1 of Current Year	2 On Claims Incurred During the Year	3 On Claims Unpaid Dec. 31 of Prior Year	4 On Claims Incurred During the Year		
1. Comprehensive (hospital and medical)	10,343,950	59,002,434	1,279,169	15,831,164	11,623,119	15,713,611
2. Medicare Supplement	0	0	0	0	0	0
3. Dental Only	0	0	0	0	0	0
4. Vision Only	0	0	0	0	0	0
5. Federal Employees Health Benefits Plan	1,414,172	5,756,759	218,490	1,439,571	1,632,662	2,570,348
6. Title XVIII - Medicare	18,077,841	250,671,496	3,706,702	62,143,444	21,784,543	59,256,859
7. Title XIX - Medicaid	243,183,152	1,036,522,673	22,306,034	245,191,708	265,489,186	270,617,601
8. Other health	0	0	0	0	0	0
9. Health subtotal (Lines 1 to 8)	273,019,115	1,351,953,362	27,510,395	324,605,887	300,529,510	348,158,419
10. Healthcare receivables (a)	14,588,913	34,261,066	0	6,857,990	14,588,913	64,884,586
11. Other non-health	0	0	0	0	0	0
12. Medical incentive pools and bonus amounts	1,440,233	239,020	2,628,301	2,292,095	4,068,534	5,905,646
13. Totals (Lines 9-10+11+12)	259,870,435	1,317,931,316	30,138,696	320,039,992	290,009,131	289,179,479

(a) Excludes \$ 44,993 loans or advances to providers not yet expensed.

NOTES TO FINANCIAL STATEMENTS

1. SUMMARY OF SIGNIFICANT ACCOUNTING POLICIES

A. Accounting Practices

The statutory basis financial statements of UnitedHealthcare Plan of the River Valley, Inc. (the "Company") are presented on the basis of accounting practices prescribed and permitted by the Illinois Department of Insurance ("IDOI").

The IDOI recognizes only statutory accounting practices, prescribed and permitted by the State of Illinois, for determining and reporting the financial condition and results of operations of a health maintenance organization, for determining its solvency under Illinois Insurance Law. The state prescribes the use of the National Association of Insurance Commissioners' ("NAIC") Accounting Practices and Procedures manual ("NAIC SAP") in effect for the accounting periods covered in the statutory basis financial statements.

No significant differences exist between the practices prescribed and permitted by the State of Illinois and those prescribed and permitted by the NAIC SAP which materially affect the statutory basis net income and capital and surplus, as illustrated in the table below:

	SSAP #	F/S Page #	F/S Line #	June 30, 2017	December 31, 2016
Net Income					
(1) Company state basis (Page 4, Line 32, Columns 2 & 4)	XXX	XXX	XXX	\$ 36,462,472	\$ 125,998,557
(2) State prescribed practices that is an increase/(decrease) from NAIC SAP: None				-	-
(3) State permitted practices that is an increase/(decrease) from NAIC SAP: None				-	-
(4) NAIC SAP (1 - 2 - 3 = 4)	XXX	XXX	XXX	\$ 36,462,472	\$ 125,998,557
Capital and Surplus					
(5) Company state basis (Page 3, Line 33, Columns 3 & 4)	XXX	XXX	XXX	\$ 414,834,966	\$ 434,309,068
(6) State prescribed practices that is an increase/(decrease) from NAIC SAP: None				-	-
(7) State permitted practices that is an increase/(decrease) from NAIC SAP: None				-	-
(8) NAIC SAP (5 - 6 - 7 = 8)	XXX	XXX	XXX	\$ 414,834,966	\$ 434,309,068

B. Use of Estimates in the Preparation of the Statutory Basis Financial Statements

No significant change.

C. Accounting Policy

(1-5) No significant change.

(6) U.S. government and agency securities and corporate debt securities include loan-backed securities (mortgage-backed securities and asset-backed securities), which are valued using the retrospective adjustment methodology. Prepayment assumptions for the determination of the amortized cost of loan-backed securities are based on a three-month constant prepayment rate history obtained from external data source vendors. The Company's investment policy limits investments in nonagency residential mortgage-backed securities, including home equity and sub-prime mortgages, to 10% of total cash and invested assets. Total combined investments in mortgage-backed securities and asset-backed securities cannot exceed more than 30% of total cash and invested assets.

(7-13) No significant change.

Recently Issued Accounting Standards — In March 2017, the NAIC revised Statement of Statutory Accounting Principles ("SSAP") No. 35R, *Guaranty Fund and Other Assessments* for the accounting and disclosure requirements related to the required discounting of liabilities and assets related to assessments from insolvencies of entities that wrote long-term care contracts. This revised guidance is

effective for reporting periods after January 1, 2017. The Company adopted the revised accounting and disclosure requirements in 2017 and the impact is not expected to have a material impact to the statutory basis financial statements. The Company reviewed all other recently issued guidance in 2017 and 2016 that has been adopted for 2017 or subsequent years' implementation and has determined that none of the items would have a significant impact to the statutory basis financial statements.

D. Going Concern

No significant change.

2. ACCOUNTING CHANGES AND CORRECTION OF ERRORS

No significant change.

3. BUSINESS COMBINATIONS AND GOODWILL

A–D. No significant change.

4. DISCONTINUED OPERATIONS

A. Discontinued Operation Disposed of or Classified as Held for Sale

(1–4) No significant change.

B. Change in Plan of Sale of Discontinued Operations — Not applicable.

C. Nature of any Significant Continuing Involvement with Discontinued Operations after Disposal — Not applicable.

D. Equity Interest Retained in the Discontinued Operation after Disposal — Not applicable.

5. INVESTMENTS AND OTHER INVESTED ASSETS

A. Mortgage Loans, including Mezzanine Real Estate Loans

No significant change.

B. Debt Restructuring

No significant change.

C. Reverse Mortgages

No significant change.

D. Loan-Backed Securities

(1) U.S. government and agency securities and corporate debt securities include loan-backed securities, which are valued using the retrospective adjustment methodology. Prepayment assumptions for the determination of the amortized cost of loan-backed securities are based on a three-month constant prepayment rate history obtained from external data source vendors.

(2) The Company did not recognize any other-than-temporary impairments (“OTTIs”) on loan-backed securities as of June 30, 2017.

(3) As of June 30, 2017, the Company did not have any loan-backed securities with an OTTI to report by CUSIP.

- (4) The following table illustrates the fair value, gross unrealized losses, and length of time that the loan-backed securities have been in a continuous unrealized loss position as of June 30, 2017 and December 31, 2016:

	June 30, 2017
The aggregate amount of unrealized losses:	
1. Less than 12 months	\$ 913,928
2. 12 Months or longer	284,677

The aggregate related fair value of securities with unrealized losses:	
1. Less than 12 months	75,104,826
2. 12 Months or longer	7,963,180

	December 31, 2016
The aggregate amount of unrealized losses:	
1. Less than 12 months	\$ 1,199,996
2. 12 Months or longer	346,250

The aggregate related fair value of securities with unrealized losses:	
1. Less than 12 months	68,724,385
2. 12 Months or longer	8,999,528

- (5) The Company believes that it will collect all principal and interest due on all investments that have an amortized cost in excess of fair value. The unrealized losses as of June 30, 2017 were primarily caused by interest rate increases and not by unfavorable changes in the credit ratings associated with these securities.

E. Repurchase Agreements and/or Securities Lending Transactions

No significant change.

F. Real Estate

No significant change.

G. Low-Income Housing Tax Credits

No significant change.

H. Restricted Assets

No significant change.

I. Working Capital Finance Investments

Not applicable.

J. Offsetting and Netting of Assets and Liabilities

The Company does not have any offsetting or netting of assets and liabilities as it relates to derivatives, repurchase and reverse repurchase agreements, and securities borrowing and securities lending activities.

K. Structured Notes

The Company does not have any structured notes.

L. 5* Securities

The Company does not have any investments with an NAIC designation of 5* as of June 30, 2017 and December 31, 2016.

M. Short Sales

Not applicable.

N. Prepayment Penalty and Acceleration Fees

Not applicable.

6. JOINT VENTURES, PARTNERSHIPS, AND LIMITED LIABILITY COMPANIES

A–B. No significant change.

7. INVESTMENT INCOME

A–B. No significant change.

8. DERIVATIVE INSTRUMENTS

A–F. No significant change.

9. INCOME TAXES

A. The Company's net deferred tax asset decreased \$20,803,590 from December 31, 2016 to June 30, 2017 as a result of the decrease in the premium deficiency reserve (see Note 30), period over period change in paid in advance premiums, period over period change in nonadmitted assets, and purchased amortization. The change in net deferred income taxes, excluding the impact of the change in the premium deficiency reserve and nonadmitted assets, had a corresponding impact on the current federal income tax provision.

B–C. No significant change.

D. The ratio between the provision for federal income taxes incurred and net gain before federal income taxes and net realized capital gains has changed from the prior year primarily as a result of the annual health insurer fee ("HIF") under Section 9010 of the Patient Protection and Affordable Care Act ("ACA") which was included in the statutory basis statement of operations, but was non-deductible for income tax purposes in 2016. Due to the moratorium in 2017, there is no HIF included in the statutory basis statements of operations.

E–G. No significant change.

10. INFORMATION CONCERNING PARENT, SUBSIDIARIES, AND AFFILIATES

A–N. Material Related Party Transactions

No significant change.

11. DEBT

A–B. No significant change.

12. RETIREMENT PLANS, DEFERRED COMPENSATION, POSTEMPLOYMENT BENEFITS AND COMPENSATED ABSENCES, AND OTHER POSTRETIREMENT BENEFIT PLANS

A–I. The Company has no defined benefit plans, defined contribution plans, multiemployer plans, consolidated/holding company plans, postemployment benefits, and compensated absences plans and is not impacted by the Medicare Modernization Act on postretirement benefits, since all personnel are employees of United HealthCare Services, Inc. ("UHS"), which provides services to the Company under the terms of a management agreement.

13. CAPITAL AND SURPLUS, SHAREHOLDERS' DIVIDEND RESTRICTIONS, AND QUASI-REORGANIZATIONS

(1–3) No significant change.

(4) On June 5, 2017, the Company declared an ordinary cash dividend of \$50,000,000 to the sole shareholder, UnitedHealthcare Services Company of the River Valley, Inc. The dividend was paid on June 27, 2017. The ordinary dividend complied with the provisions set forth in the statutes of Illinois and Tennessee. The dividend was recorded as a reduction to unassigned surplus in the statutory basis statements of admitted assets, liabilities, and capital and surplus.

(5–13) No significant change.

14. LIABILITIES, CONTINGENCIES AND ASSESSMENTS

A–E. No significant change.

F. The Company has been, or is currently involved, in various governmental investigations, audits and reviews. These include routine, regular and special investigations, audits and reviews by Centers for Medicare and Medicaid Services ("CMS"), state insurance and health and welfare departments and other governmental authorities. Certain aspects of the Company's businesses have been reviewed or are currently under review, for reasons including compliance with coding and other requirements under the Medicare risk-adjustment model.

On February 14, 2017, the Department of Justice (“DOJ”) announced its decision to pursue certain claims within a lawsuit initially asserted against the Company and filed under seal by a whistleblower in 2011. The whistleblower’s complaint, which was unsealed on February 15, 2017, alleges that the Company, along with a number of other Medicare Advantage plans, made improper risk adjustment submissions and violated the False Claims Act. On March 24, 2017, the DOJ intervened in a separate lawsuit initially asserted against the Company and filed by a whistleblower in 2009 concerning risk adjustment submissions by Medicare Advantage plans. Both cases are now pending in the U.S. District Court for the Central District of California. DOJ filed its complaint in the two cases in May 2017. The Company cannot reasonably estimate the outcome that may result from these matters given their current posture.

As of the date these statutory basis financial statements are available to be issued, the Iowa Medicaid contract for the 2018 state fiscal year has not been finalized. As a result, the Company cannot reasonably estimate the financial results for the upcoming contract year.

15. LEASES

A–B. No significant change.

16. INFORMATION ABOUT FINANCIAL INSTRUMENTS WITH OFF-BALANCE-SHEET RISK AND FINANCIAL INSTRUMENTS WITH CONCENTRATIONS OF CREDIT RISK

(1–4) No significant change.

17. SALE, TRANSFER, AND SERVICING OF FINANCIAL ASSETS AND EXTINGUISHMENTS OF LIABILITIES

A. The Company did not have any transfers of receivables reported as sales as of June 30, 2017 or December 31, 2016.

B. The Company did not have any transfer and servicing of financial assets as of June 30, 2017 or December 31, 2016.

C. No transactions involving wash sales of securities with an NAIC designation of 3 or below or unrated securities occurred as of June 30, 2017 or the year ended December 31, 2016.

18. GAIN OR LOSS TO THE REPORTING ENTITY FROM UNINSURED PLANS AND THE UNINSURED PORTION OF PARTIALLY INSURED PLANS

A–B. No significant change.

C. Medicare or Other Similarly Structured Cost Based Reimbursement Contract

The Medicare Part D program is a partially insured plan. The Company recorded a receivable of \$0 and \$14,295,344 in amounts receivable relating to uninsured plans and also a payable of \$14,757,364 and \$0 in liability for amounts held under uninsured plan in the statutory basis statements of admitted assets, liabilities, and capital and surplus as of June 30, 2017 and December 31, 2016, respectively, for cost reimbursement under the Medicare Part D program for the catastrophic reinsurance and low-income member cost-sharing subsidies. The Company also recorded a payable of \$7,373,440 and \$8,180,388 as of June 30, 2017 and December 31, 2016, respectively, for the Medicare Part D Coverage Gap Discount Program in liability for amounts held under uninsured plans in the statutory basis statements of admitted assets, liabilities, and capital and surplus.

The Company participates in administering the payments for the State of Tennessee Bureau of TennCare’s (“TennCare”) pharmaceutical benefit manager. There is no risk to the Company as a result of these transactions. The Company recorded a premium tax receivable from TennCare of \$5,556,824 and \$5,327,566 and a corresponding premium tax payable of \$5,556,824 and \$5,327,566 as of June 30, 2017 and December 31, 2016, respectively, which is included in amounts receivable relating to uninsured plans and general expenses due or accrued, respectively, in the statutory basis statements of admitted assets, liabilities, and capital and surplus.

Effective April 1, 2016, the State of Iowa, Department of Human Services (“IA DHS”) has elected to administer enhanced rate payments to the Graduated Medical Education Program and the University of Iowa Health Care Physicians through non-risk reconciled payments. The IA DHS capitation rate is inclusive of the enhanced rate and the Company subsequently remits payment at agreed upon intervals to the Graduated Medical Education Program and the University of Iowa based on a detailed listing provided by the IA DHS. There is no risk to the Company as any excess or shortfall is 100% remitted or received back from the state. As of June 30, 2017, there are no amounts outstanding related to the enhanced rate payments in the statutory basis statements of admitted assets, liabilities, and capital and surplus.

19. DIRECT PREMIUM WRITTEN/PRODUCED BY MANAGING GENERAL AGENTS/THIRD-PARTY ADMINISTRATORS

No significant change.

20. FAIR VALUE MEASUREMENT

The NAIC SAP defines fair value, establishes a framework for measuring fair value, and outlines the disclosure requirements related to fair value measurements. The fair value hierarchy is as follows:

Level 1 — Quoted (unadjusted) prices for identical assets in active markets.

Level 2 — Other observable inputs, either directly or indirectly, including:

- Quoted prices for similar assets in active markets;
- Quoted prices for identical or similar assets in nonactive markets (few transactions, limited information, noncurrent prices, high variability over time, etc.);
- Inputs other than quoted prices that are observable for the asset (interest rates, yield curves, volatilities, default rates, etc.);
- Inputs that are derived principally from or corroborated by other observable market data.

Level 3 — Unobservable inputs that cannot be corroborated by observable market data.

The estimated fair values of bonds and short-term investments are based on quoted market prices, where available. The Company obtains one price for each security primarily from a third-party pricing service (“pricing service”), which generally uses quoted prices or other observable inputs for the determination of fair value. The pricing service normally derives the security prices through recently reported trades for identical or similar securities, making adjustments through the reporting date based upon available observable market information. For securities not actively traded, the pricing service may use quoted market prices of comparable instruments or discounted cash flow analyses, incorporating inputs that are currently observable in the markets for similar securities. Inputs that are often used in the valuation methodologies include, but are not limited to, non-binding broker quotes, benchmark yields, credit spreads, default rates and prepayment speeds. As the Company is responsible for the determination of fair value, it performs quarterly analyses on the prices received from the pricing service to determine whether the prices are reasonable estimates of fair value. Specifically, the Company compares the prices received from the pricing service to a secondary pricing source; prices reported by its custodian, its investment consultant and third-party investment advisors. Additionally, the Company compares changes in the reported market values and returns to relevant market indices to test the reasonableness of the reported prices. The Company’s internal price verification procedures and review of fair value methodology documentation provided by independent pricing services have not historically resulted in an adjustment in the prices obtained from the pricing service.

In instances in which the inputs used to measure fair value fall into different levels of the fair value hierarchy, the fair value measurement has been determined based on the lowest-level input that is significant to the fair value measurement in its entirety. The Company’s assessment of the significance of a particular item to the fair value measurement in its entirety requires judgment, including the consideration of inputs specific to the asset or liability.

A. Fair Value

- (1) The Company does not have any financial assets that are measured and reported at fair value in the statutory basis statements of admitted assets, liabilities, and capital and surplus at June 30, 2017 and December 31, 2016.
- (2) The Company’s financial assets with fair value hierarchy of level 3 represents investments in low-income housing tax credit securities. These investments are recorded and reported at cost of \$14,815,172 and \$15,752,782 at June 30, 2017 and December 31, 2016, respectively, which approximates fair value, as there is no readily available market.
- (3) Transfers between fair value hierarchy levels, if any, are recorded as of the beginning of the reporting period in which the transfer occurs. There were no transfers between Levels 1, 2 or 3 of any financial assets or liabilities during the six months ended June 30, 2017 and the year ended December 31, 2016.
- (4) **Investments** — Fair values of debt securities are based on quoted market prices, where available. The Company obtains one price for each security primarily from a pricing service, which generally uses quoted prices or other observable inputs for the determination of fair value. The pricing service normally derives the security prices through recently reported trades for identical or similar securities, and, if necessary, makes adjustments through the reporting date based upon available observable market information. For securities not actively traded, the pricing service may use quoted market prices of comparable instruments or discounted cash flow

analyses, incorporating inputs that are currently observable in the markets for similar securities. Inputs that are often used in the valuation methodologies include, but are not limited to, benchmark yields, credit spreads, default rates, prepayment speeds and non-binding broker quotes. As the Company is responsible for the determination of fair value, it performs quarterly analyses on the prices received from the pricing service to determine whether the prices are reasonable estimates of fair value. Specifically, the Company compares the prices received from the pricing service to prices reported by a secondary pricing source, such as its custodian, its investment consultant and third-party investment advisors. Additionally, the Company compares changes in the reported market values and returns to relevant market indices to test the reasonableness of the reported prices. The Company's internal price verification procedures and reviews of fair value methodology documentation provided by independent pricing services have not historically resulted in adjustment in the prices obtained from the pricing service.

Low-Income Housing Tax Credit Investments — The fair values of Level 3 investments in low-income housing tax credit securities are deemed held-to-maturity as there is no active market and they will not be sold. Because of this, these securities are held at amortized cost. Should any contractual breakage occur that jeopardizes the ability to receive the tax credits associated with these securities, an impairment will be recognized. As of June 30, 2017, these investments are performing in accordance with their original contract terms.

(5) The Company has no derivative assets and liabilities to disclose.

B. Fair Value Combination — Not applicable.

C. Aggregate Fair Value Hierarchy

The aggregate fair value by hierarchy of all financial instruments as of June 30, 2017 and December 31, 2016, is presented in the table below:

Types of Financial Investment	June 30, 2017					
	Aggregate Fair Value	Admitted Assets	(Level 1)	(Level 2)	(Level 3)	Not Practicable (Carrying Value)
U.S. government and agency securities	\$ 188,169,030	\$ 190,129,862	\$ 120,751,931	\$ 67,417,099	\$ -	\$ -
State and agency municipal securities	103,024,110	101,859,291	-	103,024,110	-	-
City and county municipal securities	98,355,780	97,026,139	-	98,355,780	-	-
Corporate debt securities (includes commercial paper)	211,944,680	211,738,576	-	211,944,680	-	-
Money-market funds	14,721,231	14,721,231	14,721,231	-	-	-
Other invested assets	14,815,172	14,815,172	-	-	14,815,172	-
Total bonds, short-term investments, and other invested assets	<u>\$ 631,030,003</u>	<u>\$ 630,290,271</u>	<u>\$ 135,473,162</u>	<u>\$ 480,741,669</u>	<u>\$ 14,815,172</u>	<u>\$ -</u>
Types of Financial Investment	December 31, 2016					
	Aggregate Fair Value	Admitted Assets	(Level 1)	(Level 2)	(Level 3)	Not Practicable (Carrying Value)
U.S. government and agency securities	\$ 189,304,124	\$ 191,905,348	\$ 115,452,060	\$ 73,852,064	\$ -	\$ -
State and agency municipal securities	151,455,756	152,368,597	-	151,455,756	-	-
City and county municipal securities	103,351,930	103,959,091	-	103,351,930	-	-
Corporate debt securities (includes commercial paper)	193,764,155	194,348,543	-	193,764,155	-	-
Money-market funds	52,920,016	52,920,016	52,920,016	-	-	-
Other invested assets	15,752,782	15,752,782	-	-	15,752,782	-
Total bonds, short-term investments, and other invested assets	<u>\$ 706,548,763</u>	<u>\$ 711,254,377</u>	<u>\$ 168,372,076</u>	<u>\$ 522,423,905</u>	<u>\$ 15,752,782</u>	<u>\$ -</u>

Included as Level 1 in U.S. government and agency securities in the fair value hierarchy tables above are U.S. Treasury securities of \$120,751,931 and \$115,452,060 as of June 30, 2017 and December 31, 2016, respectively.

Included as Level 2 in corporate debt securities in the fair value hierarchy tables above are commercial paper investments of \$393,503 and \$3,436,925 as of June 30, 2017 and December 31, 2016, respectively. The commercial paper investments reflected in the tables above are included in short-term investments in the statutory basis statements of admitted assets, liabilities, and capital and surplus.

D. Not Practicable to Estimate Fair Value — Not applicable.

21. OTHER ITEMS

The Company recorded receivables related to retroactive policies and estimated withholds of \$7,644,228 and \$1,029,523 as of December 31, 2016 for the State of Tennessee Bureau of TennCare Medicaid and CHOICES, respectively. As of June 30, 2017, the Company has collected \$8,212,054 and \$3,207,195 related to retroactive policies and estimated withholds related to these prior year balances for Medicaid and

CHOICES, respectively. Currently, there is no accrual for TennCare retroactive receivables and estimated withholds for Medicaid and CHOICES remaining for the prior year. These amounts are included in accrued retrospective premiums and contracts subject to redetermination in the statutory basis financial statements as of June 30, 2017 and December 31, 2016.

The Company has recorded payables for estimated recoupments of \$17,287,198 for TennCare Medicaid and CHOICES, net as of December 31, 2016. As of June 30, 2017, \$2,053,246 has been recouped related to these prior year balances for Medicaid and CHOICES, net. Currently, there is \$15,258,338 estimated recoupments for Medicaid and CHOICES, net, remaining for the prior year. These amounts are included in aggregate health policy reserves in the statutory basis financial statements as of June 30, 2017 and December 31, 2016.

The Company continues to refine the estimated recoupments on the CHOICES product. The impact of further refining the estimates due to updated information and additional history with the CHOICES product could result in adjustments to the amounts previously reported as net premium income. However, the Company is unable to accurately estimate the financial impact of the change at this time and any change would be reflected in operating results in the period in which the change in the estimate is identified.

A–H. No significant change.

22. EVENTS SUBSEQUENT

No significant change.

23. REINSURANCE

The Company is subject to the reinsurance provisions pursuant to the ACA for compliant individual policies (see Note 24).

24. RETROSPECTIVELY RATED CONTRACTS AND CONTRACTS SUBJECT TO REDETERMINATION

A–B. No significant change.

C. Pursuant to the ACA, the Company's commercial business is subject to retrospectively rated features based on the actual medical loss ratios experienced on the commercial lines of business. The formula is calculated pursuant to the ACA guidance. The total amount of direct premiums written for the commercial lines of business subject to these retrospectively rated features was \$67,130,102 and \$141,664,247, representing 3.6% and 4.0% of total direct premiums written as of June 30, 2017 and December 31, 2016, respectively.

Pursuant to the ACA, the Company's Medicare business is subject to retrospectively rated features based on the actual medical loss ratios experienced on the Medicare line of business. The formula is calculated pursuant to the ACA guidance. The total amount of direct premiums written for the Medicare line of business subject to this retrospectively rated feature was \$382,354,574 and \$655,933,906, representing 20.4% and 18.4% of total direct premiums written as of June 30, 2017 and December 31, 2016, respectively.

The Company has Medicare Part D risk-corridor amounts from CMS which are subject to a retrospectively rated feature related to Part D premiums. The Company has estimated accrued retrospective premiums related to certain Part D premiums based on guidelines determined by CMS. The formula is tiered and based on the bid medical loss ratio. The amount of Medicare Part D direct premiums written subject to this retrospectively rated feature was \$26,407,959 and \$48,843,750 representing, 1.4% and 1.4% of total direct premiums written as of June 30, 2017 and December 31, 2016, respectively.

The Company has risk-adjustment amounts from CMS which are subject to a redetermination feature related to Medicare premiums. The Company has estimated premium adjustments for changes to each member's health scores based on guidelines determined by CMS. The total amount of Medicare direct premiums written for which a portion is subject to redetermination features was \$382,354,574 and \$655,933,906 representing, 20.4% and 18.4% of total direct premiums written as of June 30, 2017 and December 31, 2016, respectively.

During 2017 and 2016, the Company contracted with the federal government through the Office of Personnel Management to administer the Federal Employees Health Benefit Program. The Company is subject to rate adjustments through audits by the Office of Personnel Management. The amount of direct premiums written subject to this redetermination feature was \$8,271,198 and \$18,630,542 representing 0.4% and 0.5% of total direct premiums written as of June 30, 2017 and December 31, 2016, respectively.

- D. The Company is required to maintain specific minimum loss ratios on the comprehensive commercial and Medicare lines of business. The following table discloses the minimum medical loss ratio rebate liability which is included in aggregate health policy reserves in the statutory basis statements of admitted assets, liabilities, and capital and surplus for the six months ended June 30, 2017 and the year ended December 31, 2016:

	1	2	3	4	5
	Individual	Small Group Employer	Large Group Employer	Other Categories with Rebates	Total
Prior reporting year:					
(1) Medical loss ratio rebates incurred	\$ -	\$ (202,751)	\$ 107,150	\$ 10,592,311	\$ 10,496,710
(2) Medical loss ratio rebates paid	-	-	232,300	-	232,300
(3) Medical loss rebates unpaid	-	-	112,793	10,592,311	10,705,104
(4) Plus reinsurance assumed amounts	XXX	XXX	XXX	XXX	-
(5) Less reinsurance ceded amounts	XXX	XXX	XXX	XXX	-
(6) Rebates unpaid net of reinsurance	XXX	XXX	XXX	XXX	10,705,104
Current reporting year-to-date:					
(7) Medical loss ratio rebates incurred	\$ -	\$ 874,730	\$ 77,582	\$ 27,594,395	\$ 28,546,707
(8) Medical loss ratio rebates paid	-	-	-	-	-
(9) Medical loss rebates unpaid	-	874,730	190,375	38,186,706	39,251,811
(10) Plus reinsurance assumed amounts	XXX	XXX	XXX	XXX	-
(11) Less reinsurance ceded amounts	XXX	XXX	XXX	XXX	-
(12) Rebates unpaid net of reinsurance	XXX	XXX	XXX	XXX	39,251,811

E. Risk-Sharing Provisions of the Affordable Care Act

- (1) The Company has accident and health insurance premiums in 2017 subject to the risk-sharing provisions of the ACA.

The ACA imposed fees and premium stabilization provisions on health insurance issuers offering comprehensive commercial health insurance. The three premium stabilization programs are commonly referred to as the 3Rs – risk adjustment, reinsurance, and risk corridors.

Risk Adjustment – The permanent risk adjustment program, designed to mitigate the potential impact of adverse selection and provide stability for health insurance issuers, applies to all non-grandfathered plans not subject to transitional relief in the individual and small group markets both inside and outside of the insurance exchanges. Premium adjustments pursuant to the risk adjustment program are accounted for as premium subject to redetermination and user fees are accounted for as assessments.

Reinsurance – The transitional reinsurance program was designed to protect issuers in the individual market from an expected increase in large claims due to the elimination of preexisting condition limitations. The transitional reinsurance program is effective from 2014 through 2016 and applies to all issuers of major medical commercial products and third party administrators. Contributions attributable to enrollees in ACA compliant individual plans, including program administrative costs, are accounted for as ceded premium and payments received are accounted for as ceded benefit recoveries. The portion of the individual contributions earmarked for the U.S. Treasury is accounted for as an assessment. Contributions made for enrollees in fully insured plans other than ACA compliant individual plans, including program administrative costs and payments to the U.S. Treasury, are treated as assessments.

Risk Corridors – The temporary risk corridors program, designed to provide some aggregate protection against variability for issuers in the individual and small group markets during the period 2014 through 2016, applies to Qualified Health Plans in the individual and small group markets both inside and outside of the insurance exchanges. Premium adjustments pursuant to the risk corridors program are accounted for as premium adjustments for retrospectively rated contracts.

(2) The following table presents the current year impact of risk-sharing provisions of the ACA on assets, liabilities and operations.

a. Permanent ACA Risk Adjustment Program	June 30, 2017
<u>Assets</u>	
1. Premium adjustments receivable due to ACA Risk Adjustment	\$ 1,478,387
<u>Liabilities</u>	
2. Risk adjustment user fees payable for ACA Risk Adjustment	10,405
3. Premium adjustments payable due to ACA Risk Adjustment	1,013,484
<u>Operations (Revenue & Expense)</u>	
4. Reported as revenue in premium for accident and health contracts (written/collected) due to ACA Risk Adjustment	468,423
5. Reported in expenses as ACA risk adjustment user fees (incurred/paid)	4,164
b. Transitional ACA Reinsurance Program	
<u>Assets</u>	
1. Amounts recoverable for claims paid due to ACA Reinsurance	\$ -
2. Amounts recoverable for claims unpaid due to ACA Reinsurance (Contra Liability)	-
3. Amounts receivable relating to uninsured plans for contributions for ACA Reinsurance	-
<u>Liabilities</u>	
4. Liabilities for contributions payable due to ACA Reinsurance - not reported as ceded premium	181,634
5. Ceded reinsurance premiums payable due to ACA Reinsurance	-
6. Liability for amounts held under uninsured plans contributions for ACA Reinsurance	-
<u>Operations (Revenue & Expense)</u>	
7. Ceded reinsurance premiums due to ACA Reinsurance	-
8. Reinsurance recoveries (income statement) due to ACA reinsurance payments or expected payments	-
9. ACA Reinsurance contributions - not reported as ceded premium	-
c. Temporary ACA Risk Corridors Program	
<u>Assets</u>	
1. Accrued retrospective premium due to ACA Risk Corridors	\$ -
<u>Liabilities</u>	
2. Reserve for rate credits or policy experience rating refunds due to ACA Risk Corridors	-
<u>Operations (Revenue & Expense)</u>	
3. Effect of ACA Risk Corridors on net premium income (paid/received)	-
4. Effect of ACA Risk Corridors on change in reserves for rate credits	-

STATEMENT AS OF JUNE 30, 2017 OF THE UnitedHealthcare Plan of the River Valley, Inc.

(3) The following table is a rollforward of prior year ACA risk-sharing provisions for asset and liability balances, along with reasons for adjustments to prior year balances.

	Accrued During the Prior Year on Business Written Before December 31 of the Prior Year		Received or Paid as of the Current Year on Business Written Before December 31 of the Prior Year		Differences		Adjustments		Unsettled Balances as of the Reporting Date		
	1	2	3	4	Prior Year Accrued Less Payments (Col 1-3)	Prior Year Accrued Less Payments (Col 2-4)	To Prior Year Balances	To Prior Year Balances	Cumulative Balance from Prior Years (Col 1-3+7)	Cumulative Balance from Prior Years (Col 2-4+8)	
	Receivable	(Payable)	Receivable	(Payable)	5	6	7	8	9	10	
a. Permanent ACA Risk Adjustment Program											
1. Premium adjustments receivable	\$ 831,995	\$ -	\$ 94,864	\$ -	\$ 737,131	\$ -	\$ 135,081	\$ -	A	\$ 872,212	\$ -
2. Premium adjustments (payable)	-	(740,651)	-	-	-	(740,651)	-	94,481	B	-	(646,170)
3. Subtotal ACA Permanent Risk Adjustment Program	831,995	(740,651)	94,864	-	737,131	(740,651)	135,081	94,481		872,212	(646,170)
b. Transitional ACA Reinsurance Program											
1. Amounts recoverable for claims paid	-	-	-	-	-	-	-	-	C	-	-
2. Amounts recoverable for claims unpaid (contra liability)	-	-	-	-	-	-	-	-	D	-	-
3. Amounts receivable relating to uninsured plans	-	-	-	-	-	-	-	-	E	-	-
4. Liabilities for contributions payable due to ACA Reinsurance - not reported as ceded premium	-	(908,172)	-	(726,538)	-	(181,634)	-	-	F	-	(181,634)
5. Ceded reinsurance premiums payable	-	-	-	-	-	-	-	-	G	-	-
6. Liability for amounts held under uninsured plans	-	-	-	-	-	-	-	-	H	-	-
7. Subtotal ACA Transitional Reinsurance Program	-	(908,172)	-	(726,538)	-	(181,634)	-	-		-	(181,634)
c. Temporary ACA Risk Corridors Program											
1. Accrued retrospective premium	-	-	-	-	-	-	-	-	I	-	-
2. Reserve for rate credits or policy experience rating refunds	-	-	-	-	-	-	-	-	J	-	-
3. Subtotal ACA Risk Corridors Program	-	-	-	-	-	-	-	-		-	-
d. Total for ACA Risk Sharing Provisions	\$ 831,995	\$ (1,648,823)	\$ 94,864	\$ (726,538)	\$ 737,131	\$ (922,285)	\$ 135,081	\$ 94,481		\$ 872,212	\$ (827,804)

Explanation of Adjustments

A. The risk adjustment receivable as of June 30, 2017 was adjusted based on the final CMS Summary Report on Transitional Reinsurance Payments and the Permanent Risk Adjustment Transfers for the 2016 Benefit Year. The risk adjustment receivable as of December 31, 2016 utilized paid claims through October 31, 2016. The adjustment to the December receivable balance reflects the true up to final results for the 2016 Benefit Year. Additionally, the published risk adjustment receivable was reduced by the estimated impact of the funds CMS is not expected to collect due to an insolvent carrier in accordance with the CMS published Frequently Asked Questions ("FAQ") on August 14, 2015. Within the FAQ CMS communicated that benefit year risk adjustment payables within a risk pool will be adjusted in a pro rata basis to the extent that CMS is unable to fully collect risk adjustment funds from all carriers.

B. The risk adjustment payable as of June 30, 2017 was adjusted based on the final CMS Summary Report on Transitional Reinsurance Payments and the Permanent Risk Adjustment Transfers for the 2016 Benefit Year. The risk adjustment payable as of December 31, 2016 utilized paid claims through October 31, 2016. The adjustment to the December payable balance reflects the true up to final results for the 2016 Benefit Year.

C. N/A

D. N/A

E. N/A

F. N/A

G. N/A

H. N/A

I. N/A

J. N/A

STATEMENT AS OF JUNE 30, 2017 OF THE UnitedHealthcare Plan of the River Valley, Inc.

(4) The Company does not have any risk corridor receivables or payables to present in the table below.

	Accrued During the Prior Year on Business Written Before December 31 of the Prior Year		Received or Paid as of the Current Year on Business Written Before December 31 of the Prior Year		Differences		Adjustments		Unsettled Balances as of the Reporting Date		
	1	2	3	4	Prior Year Accrued Less Payments (Col 1-3)	Prior Year Accrued Less Payments (Col 2-4)	To Prior Year Balances	To Prior Year Balances	Cumulative Balance from Prior Years (Col 1-3+7)	Cumulative Balance from Prior Years (Col 2-4+8)	
	Receivable	(Payable)	Receivable	(Payable)	Receivable	(Payable)	Receivable	(Payable)	Ref	Receivable	(Payable)
Risk Corridors Program Year:											
a. 2014											
1. Accrued retrospective premium	\$ -	\$ -	\$ -	\$ -	\$ -	\$ -	\$ -	\$ -	A	\$ -	\$ -
2. Reserve for rate credits or policy experience rating refunds	-	-	-	-	-	-	-	-	B	-	-
b. 2015											
1. Accrued retrospective premium	-	-	-	-	-	-	-	-	C	-	-
2. Reserve for rate credits or policy experience rating refunds	-	-	-	-	-	-	-	-	D	-	-
c. 2016											
1. Accrued retrospective premium	-	-	-	-	-	-	-	-	E	-	-
2. Reserve for rate credits or policy experience rating refunds	-	-	-	-	-	-	-	-	F	-	-
d. Total for Risk Corridors	\$ -	\$ -	\$ -	\$ -	\$ -	\$ -	\$ -	\$ -		\$ -	\$ -

Explanation of Adjustments

- A. N/A
- B. N/A
- C. N/A
- D. N/A
- E. N/A
- F. N/A

(4) The Company does not have any risk corridor receivables to present in the table below.

	1	2	3	4	5	6
Risk Corridors Program Year:	Estimated Amount to be Filed or Final Amount Filed with CMS	Non-Accrued Amounts for Impairment or Other Reasons	Amounts received from CMS	Asset Balance (Gross of Non-admissions) (1-2-3)	Non-admitted Amount	Net Admitted Asset (4-5)
a. 2014	\$ -	\$ -	\$ -	\$ -	\$ -	\$ -
b. 2015	-	-	-	-	-	-
c. 2016	-	-	-	-	-	-
d. Total (a+b+c)	\$ -	\$ -	\$ -	\$ -	\$ -	\$ -

25. CHANGE IN INCURRED CLAIMS AND CLAIMS ADJUSTMENT EXPENSES

Changes in estimates related to the prior year incurred claims are included in total hospital and medical expenses in the current year in the statutory basis statements of operations. The following tables disclose paid claims, incurred claims, and the balance in claims unpaid, accrued medical incentive pool and bonus amounts, aggregate health claim reserves, and health care receivables (excluding provider loans and advances not yet expensed) at June 30, 2017 and December 31, 2016:

	June 30, 2017		
	Current Year Incurred Claims	Prior Years Incurred Claims	Total
Beginning of year claim reserve	\$ -	\$ (354,064,065)	\$ (354,064,065)
Paid claims—net of health care receivable*	1,352,192,381	274,459,347	1,626,651,728
End of year claim reserve	<u>326,897,981</u>	<u>30,138,696</u>	<u>357,036,677</u>
Incurred claims excluding the change in health care receivable	1,679,090,362	(49,466,022)	1,629,624,340
Beginning of year health care receivable*	-	64,884,586	64,884,586
End of year health care receivable*	<u>(41,119,055)</u>	<u>(14,588,913)</u>	<u>(55,707,968)</u>
Total incurred claims	\$ <u>1,637,971,307</u>	\$ <u>829,651</u>	\$ <u>1,638,800,958</u>

*Health care receivable excludes provider loans and advances not yet expensed of \$44,993 and \$87,816 for 2017 and 2016, respectively.

STATEMENT AS OF JUNE 30, 2017 OF THE UnitedHealthcare Plan of the River Valley, Inc.

	December 31, 2016		
	Current Year Incurred Claims	Prior Years Incurred Claims	Total
Beginning of year claim reserve	\$ -	\$ (303,199,364)	\$ (303,199,364)
Paid claims—net of health care receivable*	2,637,675,989	226,024,346	2,863,700,335
End of year claim reserve	<u>337,313,614</u>	<u>16,750,451</u>	<u>354,064,065</u>
 Incurred claims excluding the change in health care receivable	 2,974,989,603	 (60,424,567)	 2,914,565,036
Beginning of year health care receivable*	-	63,267,649	63,267,649
End of year health care receivable*	<u>(51,634,642)</u>	<u>(13,249,944)</u>	<u>(64,884,586)</u>
 Total incurred claims	 <u>\$ 2,923,354,961</u>	 <u>\$ (10,406,862)</u>	 <u>\$ 2,912,948,099</u>

*Health care receivable excludes provider loans and advances not yet expensed of \$87,816 and \$589,000 for 2016 and 2015, respectively.

The liability for claims unpaid, accrued medical incentive pool and bonus amounts, and aggregate health claim reserves, net of health care receivables (excluding provider loans and advances not yet expensed) as of December 31, 2016 was \$289,179,479. As of June 30, 2017, \$274,459,347 has been paid for incurred claims attributable to insured events of prior years. Reserves remaining for prior years, net of healthcare receivables (excluding provider loans and advances not yet expensed) are now \$15,549,783 as a result of re-estimation of unpaid claims. Therefore, there has been \$829,651 unfavorable prior year development since December 31, 2016 to June 30, 2017. The primary drivers consist of unfavorable development of \$16,203,136 in retroactivity for inpatient, outpatient, physician, and pharmacy claims, \$442,101 in Part D activity, \$277,098 in pharmacy rebates, \$144,223 in other claims related payments, and \$84,378 in capitation, partially offset by favorable development as a result of a change in the provision for adverse deviations in experience of \$14,482,936 and \$1,854,226 in risk share activity. At December 31, 2016, the Company recorded \$10,406,862 of favorable development related to favorable development as a result of a change in the provision for adverse deviations in experience of \$12,280,537, \$6,757,142 in provider settlements, and \$3,417,548 in retroactivity for inpatient, outpatient, physician, and pharmacy claims, partially offset by unfavorable development of \$5,092,572 in capitation, \$3,850,191 in risk share activity, and \$1,958,193 in other claims related payments, net. Original estimates are increased or decreased, as additional information becomes known regarding individual claims, including the medical loss ratio rebate accruals. Included in this development is the impact related to retrospectively rated policies, which also has a corresponding impact on medical loss ratio rebates. As a result of the prior year effects, on a regular basis, the Company adjusts revenue and the corresponding liability and/or receivable related to retrospectively rated policies and the impact of the change is included as a component of change in reserve for rate credits in the statutory basis statements of operations.

The Company incurred claims adjustment expenses of \$92,306,803 and \$177,953,618 for the six months ended June 30, 2017 and the year ended December 31, 2016, respectively. These costs are included in the management service fees paid by the Company to UHS as a part of its management agreement. The following table discloses paid claims adjustment expenses ("CAE"), incurred CAE, and the balance in unpaid claims adjustment expenses reserve for the six months ended June 30, 2017 and the year ended December 31, 2016:

	June 30, 2017	December 31, 2016
Total claims adjustment expenses incurred	\$ 92,306,803	\$ 177,953,618
Less current year unpaid claims adjustment expenses	(4,973,811)	(4,881,947)
Add prior year unpaid claims adjustment expenses	<u>4,881,947</u>	<u>4,141,511</u>
 Total claims adjustment expenses paid	 <u>\$ 92,214,939</u>	 <u>\$ 177,213,182</u>

26. INTERCOMPANY POOLING ARRANGEMENTS

A–G. No significant change.

27. STRUCTURED SETTLEMENTS

A–B. No significant change.

28. HEALTH CARE AND OTHER AMOUNTS RECEIVABLE

A. Pharmacy rebates receivable are recorded when reasonably estimated or billed by the affiliated pharmaceutical benefit manager in accordance with pharmaceutical rebate contract provisions. Information used to support rebates billed to the manufacturer is based on utilization information gathered by the pharmaceutical benefit manager and adjusted for significant changes in pharmaceutical contract provisions.

The Company evaluates admissibility of all pharmacy rebates receivable based on the administration of each underlying pharmaceutical benefit management agreement. The Company has non-admitted and excluded all pharmacy rebates receivable that do not meet the admissibility criteria of SSAP No. 84, *Certain Health Care Receivables and Receivables under Government Insured Plans* ("SSAP No. 84") from the statutory basis statements of admitted assets, liabilities, and capital and surplus.

For each pharmaceutical management agreement for which a portion of the total pharmacy rebates receivable can be admitted based on the admissibility criteria of SSAP No. 84, the pharmacy rebate transaction history is summarized as follows:

Quarter	Estimated Pharmacy Rebates as Reported on Financial Statements	Pharmacy Rebates as Billed or Otherwise Confirmed	Actual Rebates Received within 90 Days of Billing	Actual Rebates Received within 91 to 180 Days of Billing	Actual Rebates Received More than 180 Days After Billing
6/30/2017	\$ 25,085,770	\$ -	\$ -	\$ -	\$ -
3/31/2017	23,357,945	22,716,737	9,607,404	-	-
12/31/2016	23,034,509	22,869,599	17,876,710	3,692,915	-
9/30/2016	22,920,004	22,606,487	17,086,082	4,382,275	908,063
6/30/2016	22,719,099	22,205,610	17,797,082	3,711,820	589,104
3/31/2016	20,749,065	20,533,438	15,888,877	4,142,836	362,133
12/31/2015	31,541,036	31,577,868	27,280,096	3,977,261	116,936
9/30/2015	31,024,670	30,839,973	25,980,021	2,117,584	2,651,375
6/30/2015	28,470,991	28,510,270	23,346,598	3,846,386	1,249,186
3/31/2015	25,604,082	25,081,402	19,404,499	4,280,847	1,441,327
12/31/2014	23,452,508	23,839,498	18,533,141	4,195,358	976,448
9/30/2014	21,552,754	21,868,333	16,485,039	4,499,416	891,757

Of the amount reported as health care receivable, \$37,937,658 and \$31,887,352 relates to pharmacy rebates receivable as of June 30, 2017 and December 31, 2016, respectively. This increase is primarily due to increased Medicare membership along with the change in generic/name brand mix. The Company also reported \$655,910 and \$598,299 of claim overpayments due from providers at June 30, 2017 and December 31, 2016, respectively, that were determined to be admissible.

B. No significant change.

29. PARTICIPATING POLICIES

No significant change.

30. PREMIUM DEFICIENCY RESERVES

The following table summarizes the Company's premium deficiency reserves as of June 30, 2017 and December 31, 2016:

	June 30, 2017
1. Liability carried for premium deficiency reserves	\$ -
2. Date of the most recent evaluation of this liability	<u>6/30/2017</u>
3. Was anticipated investment income utilized in this calculation?	Yes <input checked="" type="checkbox"/> No <input type="checkbox"/>
	December 31, 2016
1. Liability carried for premium deficiency reserves	\$ 38,902,000
2. Date of the most recent evaluation of this liability	<u>12/31/2016</u>
3. Was anticipated investment income utilized in this calculation?	Yes <input checked="" type="checkbox"/> No <input type="checkbox"/>

Premium deficiency reserves are included in aggregate health policy reserves in the statutory basis statements of admitted assets, liabilities and capital and surplus.

31. ANTICIPATED SALVAGE AND SUBROGATION

No significant change.

GENERAL INTERROGATORIES

PART 1 - COMMON INTERROGATORIES

GENERAL

- 1.1 Did the reporting entity experience any material transactions requiring the filing of Disclosure of Material Transactions with the State of Domicile, as required by the Model Act? Yes [] No [X]
- 1.2 If yes, has the report been filed with the domiciliary state? Yes [] No []
- 2.1 Has any change been made during the year of this statement in the charter, by-laws, articles of incorporation, or deed of settlement of the reporting entity? Yes [] No [X]
- 2.2 If yes, date of change:

3.1 Is the reporting entity a member of an Insurance Holding Company System consisting of two or more affiliated persons, one or more of which is an insurer? Yes [X] No []
If yes, complete Schedule Y, Parts 1 and 1A.

3.2 Have there been any substantial changes in the organizational chart since the prior quarter end? Yes [X] No []

3.3 If the response to 3.2 is yes, provide a brief description of those changes.
 April 3, 2017 OptumHealth Holdings, LLC, a Delaware limited liability company, sold 100% of its equity interests in Connexions, Inc., a Florida corporation, and its wholly owned subsidiary Connexions HCI, LLC, a Florida limited liability company, to an outside third party.
 May 10, 2017 Health Net Insurance of New York, Inc., a New York corporation, merged with and into UnitedHealthcare Insurance Company of New York, Inc., a New York corporation.
 May 22, 2017 Collaborative Care Holdings, LLC, a Delaware limited liability company, acquired 80.1% of the membership interests of AHN Target Holdings, LLC, a Delaware limited liability company.
 June 8, 2017 OptumInsight, Inc., a Delaware corporation, sold its ownership interests in Health Technology Analysts Pty Limited, an Australia company, to an outside third party.
 June 12, 2017 InterCare Health Plans, Inc. a Colorado corporation was dissolved.
 June 12, 2017 CNIC Health Administrators, LLC a Colorado limited liability company was dissolved.
 June 30, 2017 United HealthCare Services, Inc., a Minnesota corporation, acquired 50% of the membership interests of SharedClarity, LLC, a Delaware limited liability company. As a result, United HealthCare Services, Inc. now owns 100% of the membership interests of SharedClarity, LLC.

4.1 Has the reporting entity been a party to a merger or consolidation during the period covered by this statement? Yes [] No [X]

4.2 If yes, provide the name of the entity, NAIC Company Code, and state of domicile (use two letter state abbreviation) for any entity that has ceased to exist as a result of the merger or consolidation.

1 Name of Entity	2 NAIC Company Code	3 State of Domicile

5. If the reporting entity is subject to a management agreement, including third-party administrator(s), managing general agent(s), attorney-in-fact, or similar agreement, have there been any significant changes regarding the terms of the agreement or principals involved? Yes [X] No [] N/A []
If yes, attach an explanation.
The Company filed an amendment to its management services agreement, as filed with the Illinois Department of Insurance ("IDOI") on March 20, 2017 and as approved by the IDOI on April 6, 2017.

6.1 State as of what date the latest financial examination of the reporting entity was made or is being made. 12/31/2016

6.2 State the as of date that the latest financial examination report became available from either the state of domicile or the reporting entity. This date should be the date of the examined balance sheet and not the date the report was completed or released. 12/31/2011

6.3 State as of what date the latest financial examination report became available to other states or the public from either the state of domicile or the reporting entity. This is the release date or completion date of the examination report and not the date of the examination (balance sheet date). 09/23/2013

6.4 By what department or departments?
Illinois Department of Insurance

6.5 Have all financial statement adjustments within the latest financial examination report been accounted for in a subsequent financial statement filed with Departments? Yes [] No [] N/A [X]

6.6 Have all of the recommendations within the latest financial examination report been complied with? Yes [] No [] N/A [X]

7.1 Has this reporting entity had any Certificates of Authority, licenses or registrations (including corporate registration, if applicable) suspended or revoked by any governmental entity during the reporting period? Yes [] No [X]

7.2 If yes, give full information:

8.1 Is the company a subsidiary of a bank holding company regulated by the Federal Reserve Board? Yes [] No [X]

8.2 If response to 8.1 is yes, please identify the name of the bank holding company.

8.3 Is the company affiliated with one or more banks, thrifts or securities firms? Yes [X] No []

8.4 If response to 8.3 is yes, please provide below the names and location (city and state of the main office) of any affiliates regulated by a federal regulatory services agency [i.e. the Federal Reserve Board (FRB), the Office of the Comptroller of the Currency (OCC), the Federal Deposit Insurance Corporation (FDIC) and the Securities Exchange Commission (SEC)] and identify the affiliate's primary federal regulator.

1 Affiliate Name	2 Location (City, State)	3 FRB	4 OCC	5 FDIC	6 SEC
Optum Bank, Inc.	Salt Lake City, UT	NO	NO	YES	NO

GENERAL INTERROGATORIES

- 9.1 Are the senior officers (principal executive officer, principal financial officer, principal accounting officer or controller, or persons performing similar functions) of the reporting entity subject to a code of ethics, which includes the following standards? Yes No
- (a) Honest and ethical conduct, including the ethical handling of actual or apparent conflicts of interest between personal and professional relationships;
- (b) Full, fair, accurate, timely and understandable disclosure in the periodic reports required to be filed by the reporting entity;
- (c) Compliance with applicable governmental laws, rules and regulations;
- (d) The prompt internal reporting of violations to an appropriate person or persons identified in the code; and
- (e) Accountability for adherence to the code.
- 9.11 If the response to 9.1 is No, please explain:
- 9.2 Has the code of ethics for senior managers been amended? Yes No
- 9.21 If the response to 9.2 is Yes, provide information related to amendment(s).
- 9.3 Have any provisions of the code of ethics been waived for any of the specified officers? Yes No
- 9.31 If the response to 9.3 is Yes, provide the nature of any waiver(s).

FINANCIAL

- 10.1 Does the reporting entity report any amounts due from parent, subsidiaries or affiliates on Page 2 of this statement? Yes No
- 10.2 If yes, indicate any amounts receivable from parent included in the Page 2 amount: \$0

INVESTMENT

- 11.1 Were any of the stocks, bonds, or other assets of the reporting entity loaned, placed under option agreement, or otherwise made available for use by another person? (Exclude securities under securities lending agreements.) Yes No
- 11.2 If yes, give full and complete information relating thereto:
12. Amount of real estate and mortgages held in other invested assets in Schedule BA: \$0
13. Amount of real estate and mortgages held in short-term investments: \$0
- 14.1 Does the reporting entity have any investments in parent, subsidiaries and affiliates? Yes No
- 14.2 If yes, please complete the following:
- | | 1
Prior Year-End
Book/Adjusted
Carrying Value | 2
Current Quarter
Book/Adjusted
Carrying Value |
|---|--|---|
| 14.21 Bonds | \$0 | \$0 |
| 14.22 Preferred Stock | \$0 | \$0 |
| 14.23 Common Stock | \$0 | \$0 |
| 14.24 Short-Term Investments | \$0 | \$0 |
| 14.25 Mortgage Loans on Real Estate | \$0 | \$0 |
| 14.26 All Other | \$0 | \$0 |
| 14.27 Total Investment in Parent, Subsidiaries and Affiliates (Subtotal Lines 14.21 to 14.26) | \$0 | \$0 |
| 14.28 Total Investment in Parent included in Lines 14.21 to 14.26 above | \$0 | \$0 |
- 15.1 Has the reporting entity entered into any hedging transactions reported on Schedule DB? Yes No
- 15.2 If yes, has a comprehensive description of the hedging program been made available to the domiciliary state? Yes No
- If no, attach a description with this statement.

GENERAL INTERROGATORIES

16. For the reporting entity's security lending program, state the amount of the following as of the current statement date:
- | | |
|--|-----------|
| 16.1 Total fair value of reinvested collateral assets reported on Schedule DL, Parts 1 and 2 | \$0 |
| 16.2 Total book adjusted/carrying value of reinvested collateral assets reported on Schedule DL, Parts 1 and 2 | \$0 |
| 16.3 Total payable for securities lending reported on the liability page | \$0 |

17. Excluding items in Schedule E - Part 3 - Special Deposits, real estate, mortgage loans and investments held physically in the reporting entity's offices, vaults or safety deposit boxes, were all stocks, bonds and other securities, owned throughout the current year held pursuant to a custodial agreement with a qualified bank or trust company in accordance with Section 1, III - General Examination Considerations, F. Outsourcing of Critical Functions, Custodial or Safekeeping Agreements of the NAIC Financial Condition Examiners Handbook? Yes No
- 17.1 For all agreements that comply with the requirements of the NAIC Financial Condition Examiners Handbook, complete the following:

1 Name of Custodian(s)	2 Custodian Address
Bank of New York Mellon	Global Liquidity Services, 1 Wall St, 14th Floor, New York City, NY 10286
Northern Trust	50 S. LaSalle, Chicago, IL 60675

- 17.2 For all agreements that do not comply with the requirements of the NAIC Financial Condition Examiners Handbook, provide the name, location and a complete explanation:

1 Name(s)	2 Location(s)	3 Complete Explanation(s)

- 17.3 Have there been any changes, including name changes, in the custodian(s) identified in 17.1 during the current quarter? Yes No
- 17.4 If yes, give full information relating thereto:

1 Old Custodian	2 New Custodian	3 Date of Change	4 Reason

- 17.5 Investment management – Identify all investment advisors, investment managers, broker/dealers, including individuals that have the authority to make investment decisions on behalf of the reporting entity. For assets that are managed internally by employees of the reporting entity, note as such. ["...that have access to the investment accounts"; "...handle securities"]

1 Name of Firm or Individual	2 Affiliation
Internally Managed	I.....
JP Morgan Investment Management Inc.	U.....
Standish Mellon Asset Management Company	U.....

- 17.5097 For those firms/individuals listed in the table for Question 17.5, do any firms/individuals unaffiliated with the reporting entity (i.e. designated with a "U") manage more than 10% of the reporting entity's assets?..... Yes No
- 17.5098 For firms/individuals unaffiliated with the reporting entity (i.e. designated with a "U") listed in the table for Question 17.5, does the total assets under management aggregate to more than 50% of the reporting entity's assets?..... Yes No

- 17.6 For those firms or individuals listed in the table for 17.5 with an affiliation code of "A" (affiliated) or "U" (unaffiliated), provide the information for the table below.

1 Central Registration Depository Number	2 Name of Firm or Individual	3 Legal Entity Identifier (LEI)	4 Registered With	5 Investment Management Agreement (IMA) Filed
107038	JP Morgan Investment Management Inc.	NA	SEC	NO.....
113972	Standish Mellon Asset Management Company	NA	SEC	NO.....

- 18.1 Have all the filing requirements of the Purposes and Procedures Manual of the NAIC Investment Analysis Office been followed? Yes No
- 18.2 If no, list exceptions:

GENERAL INTERROGATORIES

PART 2 - HEALTH

1. Operating Percentages:
- 1.1 A&H loss percent87.9 %
 - 1.2 A&H cost containment percent3.3 %
 - 1.3 A&H expense percent excluding cost containment expenses10.7 %
- 2.1 Do you act as a custodian for health savings accounts? Yes [] No [X]
- 2.2 If yes, please provide the amount of custodial funds held as of the reporting date\$.....0
- 2.3 Do you act as an administrator for health savings accounts? Yes [] No [X]
- 2.4 If yes, please provide the balance of the funds administered as of the reporting date\$.....0

SCHEDULE S - CEDED REINSURANCE

Showing All New Reinsurance Treaties - Current Year to Date

1 NAIC Company Code	2 ID Number	3 Effective Date	4 Name of Reinsurer	5 Domiciliary Jurisdiction	6 Type of Reinsurance Ceded	7 Type of Reinsurer	8 Certified Reinsurer Rating (1 through 6)	9 Effective Date of Certified Reinsurer Rating
NONE								

SCHEDULE T - PREMIUMS AND OTHER CONSIDERATIONS

Current Year to Date - Allocated by States and Territories

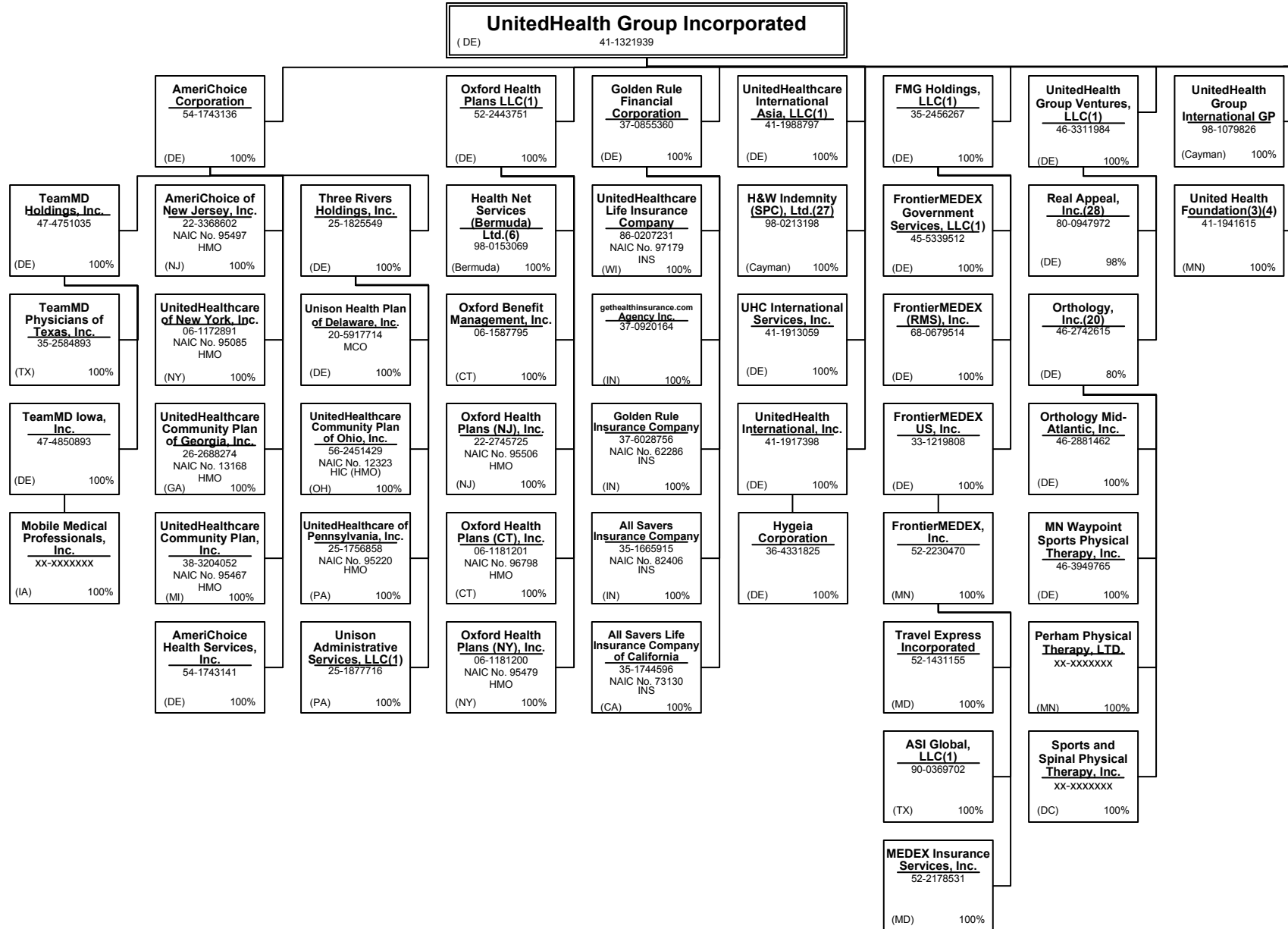
1	Direct Business Only									
	2	3	4	5	6	7	8	9		
States, etc.	Active Status	Accident and Health Premiums	Medicare Title XVIII	Medicaid Title XIX	Federal Employees Health Benefits Program Premiums	Life and Annuity Premiums & Other Considerations	Property/Casualty Premiums	Total Columns 2 Through 7	Deposit-Type Contracts	
1. Alabama	AL	N	0	0	0	0	0	0	0	
2. Alaska	AK	N	0	0	0	0	0	0	0	
3. Arizona	AZ	N	0	0	0	0	0	0	0	
4. Arkansas	AR	N	0	0	0	0	0	0	0	
5. California	CA	N	0	0	0	0	0	0	0	
6. Colorado	CO	N	0	0	0	0	0	0	0	
7. Connecticut	CT	N	0	0	0	0	0	0	0	
8. Delaware	DE	N	0	0	0	0	0	0	0	
9. District of Columbia	DC	N	0	0	0	0	0	0	0	
10. Florida	FL	N	0	0	0	0	0	0	0	
11. Georgia	GA	N	0	0	0	0	0	0	0	
12. Hawaii	HI	N	0	0	0	0	0	0	0	
13. Idaho	ID	N	0	0	0	0	0	0	0	
14. Illinois	IL	L	6,875,365	(4,829,451)	0	0	0	2,045,914	0	
15. Indiana	IN	N	0	0	0	0	0	0	0	
16. Iowa	IA	L	74,000,537	(1,475,289)	466,333,616	8,271,198	0	547,130,062	0	
17. Kansas	KS	N	0	0	0	0	0	0	0	
18. Kentucky	KY	N	0	0	0	0	0	0	0	
19. Louisiana	LA	N	0	0	0	0	0	0	0	
20. Maine	ME	N	0	0	0	0	0	0	0	
21. Maryland	MD	N	0	0	0	0	0	0	0	
22. Massachusetts	MA	N	0	0	0	0	0	0	0	
23. Michigan	MI	N	0	0	0	0	0	0	0	
24. Minnesota	MN	N	0	0	0	0	0	0	0	
25. Mississippi	MS	N	0	0	0	0	0	0	0	
26. Missouri	MO	N	0	0	0	0	0	0	0	
27. Montana	MT	N	0	0	0	0	0	0	0	
28. Nebraska	NE	N	0	0	0	0	0	0	0	
29. Nevada	NV	N	0	0	0	0	0	0	0	
30. New Hampshire	NH	N	0	0	0	0	0	0	0	
31. New Jersey	NJ	N	0	0	0	0	0	0	0	
32. New Mexico	NM	N	0	0	0	0	0	0	0	
33. New York	NY	N	0	0	0	0	0	0	0	
34. North Carolina	NC	N	0	0	0	0	0	0	0	
35. North Dakota	ND	N	0	0	0	0	0	0	0	
36. Ohio	OH	N	0	0	0	0	0	0	0	
37. Oklahoma	OK	N	0	0	0	0	0	0	0	
38. Oregon	OR	N	0	0	0	0	0	0	0	
39. Pennsylvania	PA	N	0	0	0	0	0	0	0	
40. Rhode Island	RI	N	0	0	0	0	0	0	0	
41. South Carolina	SC	N	0	0	0	0	0	0	0	
42. South Dakota	SD	N	0	0	0	0	0	0	0	
43. Tennessee	TN	L	1,212,090	388,691,167	933,034,308	0	0	1,322,937,565	0	
44. Texas	TX	N	0	0	0	0	0	0	0	
45. Utah	UT	N	0	0	0	0	0	0	0	
46. Vermont	VT	N	0	0	0	0	0	0	0	
47. Virginia	VA	L	6,202,704	(31,853)	0	0	0	6,170,851	0	
48. Washington	WA	N	0	0	0	0	0	0	0	
49. West Virginia	WV	N	0	0	0	0	0	0	0	
50. Wisconsin	WI	N	0	0	0	0	0	0	0	
51. Wyoming	WY	N	0	0	0	0	0	0	0	
52. American Samoa	AS	N	0	0	0	0	0	0	0	
53. Guam	GU	N	0	0	0	0	0	0	0	
54. Puerto Rico	PR	N	0	0	0	0	0	0	0	
55. U.S. Virgin Islands	VI	N	0	0	0	0	0	0	0	
56. Northern Mariana Islands	MP	N	0	0	0	0	0	0	0	
57. Canada	CAN	N	0	0	0	0	0	0	0	
58. Aggregate Other Aliens	OT	XXX	0	0	0	0	0	0	0	
59. Subtotal	XXX	88,290,696	382,354,574	1,399,367,924	8,271,198	0	0	1,878,284,392	0	
60. Reporting Entity Contributions for Employee Benefit Plans	XXX	0	0	0	0	0	0	0	0	
61. Totals (Direct Business)	(a) 4	88,290,696	382,354,574	1,399,367,924	8,271,198	0	0	1,878,284,392	0	
DETAILS OF WRITE-INS										
58001.	XXX									
58002.	XXX									
58003.	XXX									
58998. Summary of remaining write-ins for Line 58 from overflow page	XXX	0	0	0	0	0	0	0	0	
58999. Totals (Lines 58001 through 58003 plus 58998)(Line 58 above)	XXX	0	0	0	0	0	0	0	0	

(L) Licensed or Chartered - Licensed Insurance Carrier or Domiciled RRG; (R) Registered - Non-domiciled RRGs; (Q) Qualified - Qualified or Accredited Reinsurer; (E) Eligible - Reporting Entities eligible or approved to write Surplus Lines in the state; (N) None of the above - Not allowed to write business in the state.

(a) Insert the number of L responses except for Canada and Other Alien.

All premiums are allocated based upon geographic market.

SCHEDULE Y – INFORMATION CONCERNING ACTIVITIES OF INSURER MEMBERS OF A HOLDING COMPANY GROUP
PART 1 – ORGANIZATIONAL CHART



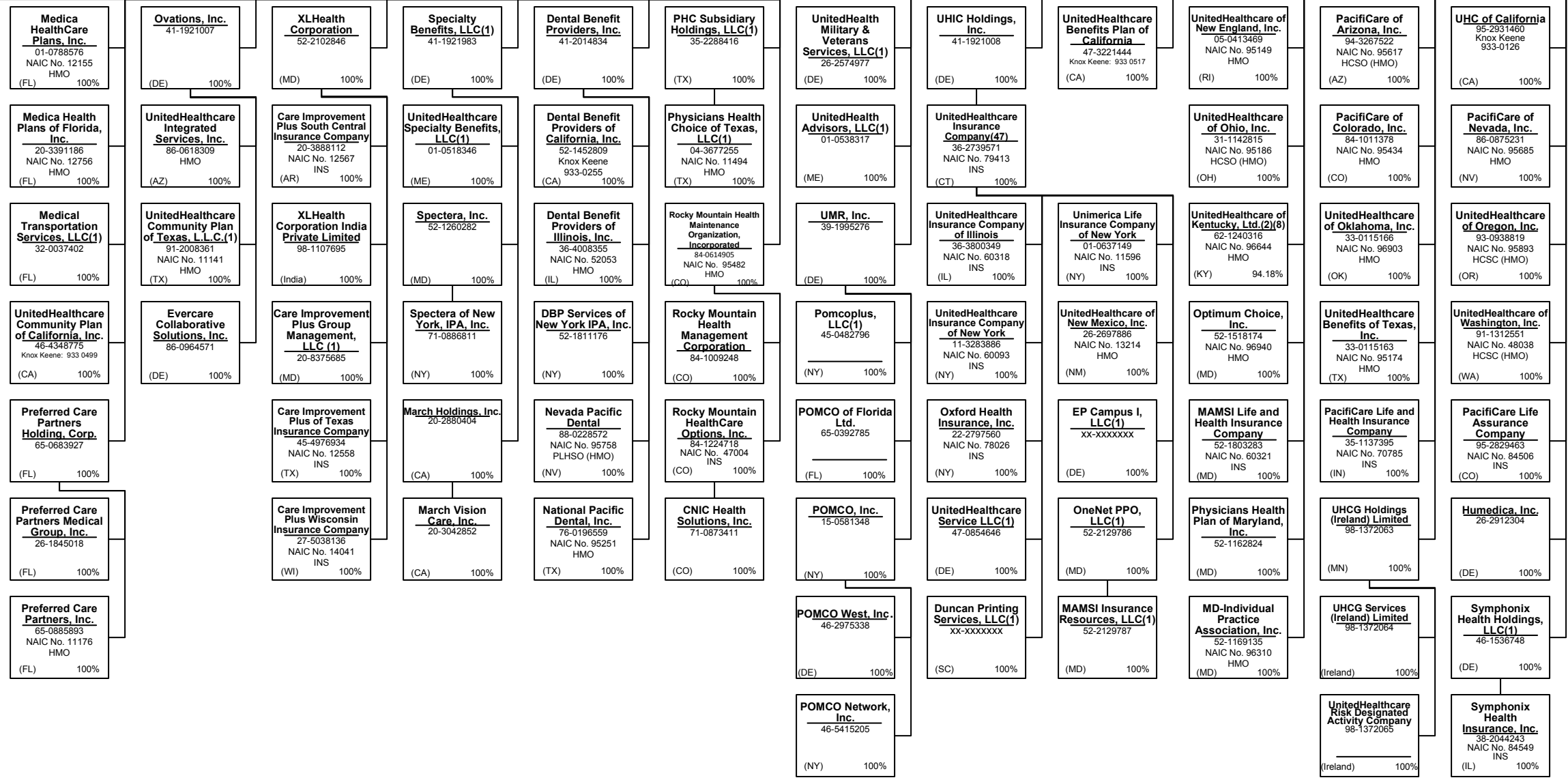
Continued on Next Page

SCHEDULE Y – INFORMATION CONCERNING ACTIVITIES OF INSURER MEMBERS OF A HOLDING COMPANY GROUP
PART 1 – ORGANIZATIONAL CHART

United HealthCare Services, Inc.
 (MN) 41-1289245 100%

Continued from Previous Page

Continued on Next Page

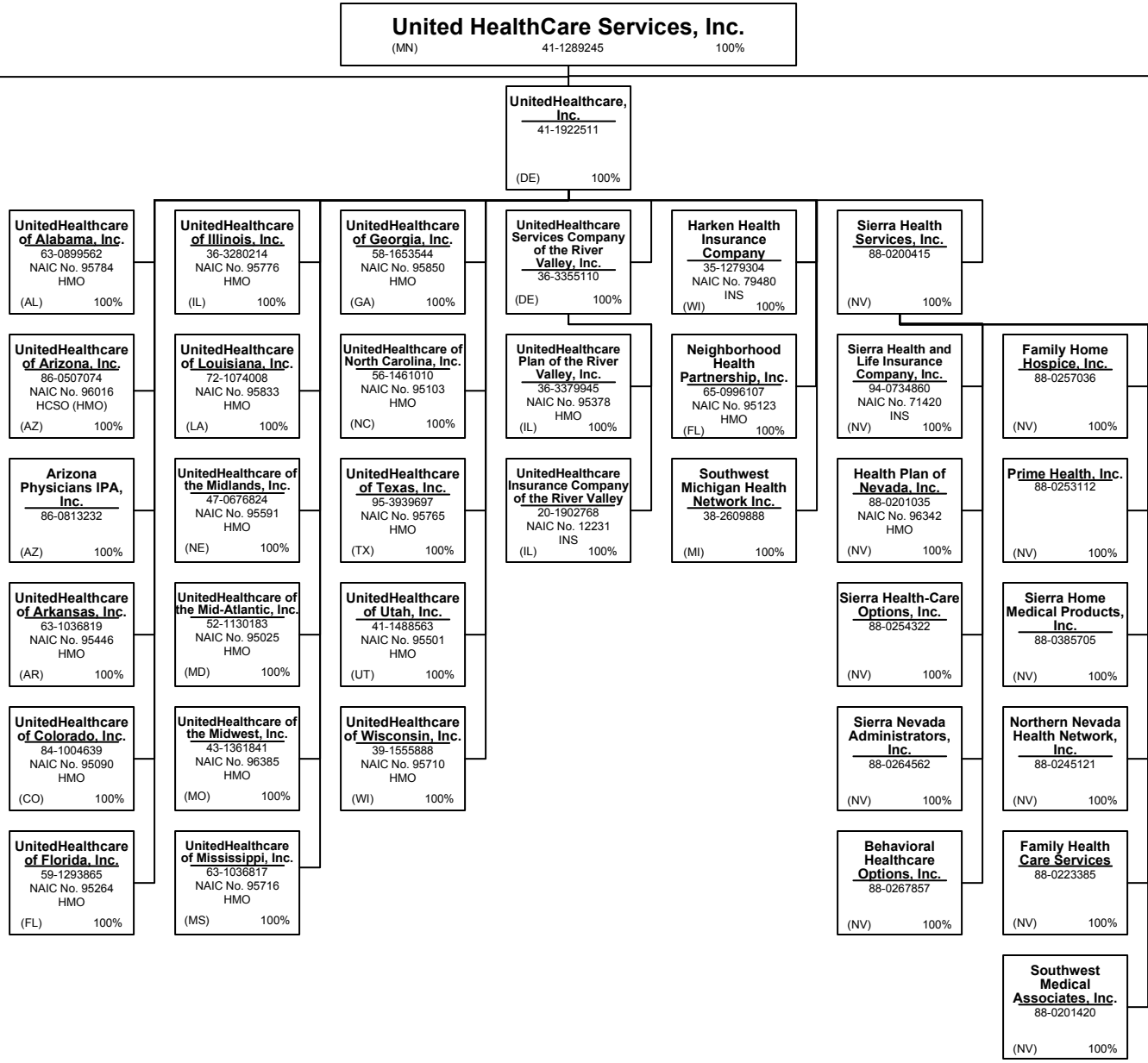


152

SCHEDULE Y – INFORMATION CONCERNING ACTIVITIES OF INSURER MEMBERS OF A HOLDING COMPANY GROUP
PART 1 – ORGANIZATIONAL CHART

Continued from Previous Page

Continued on Next Page

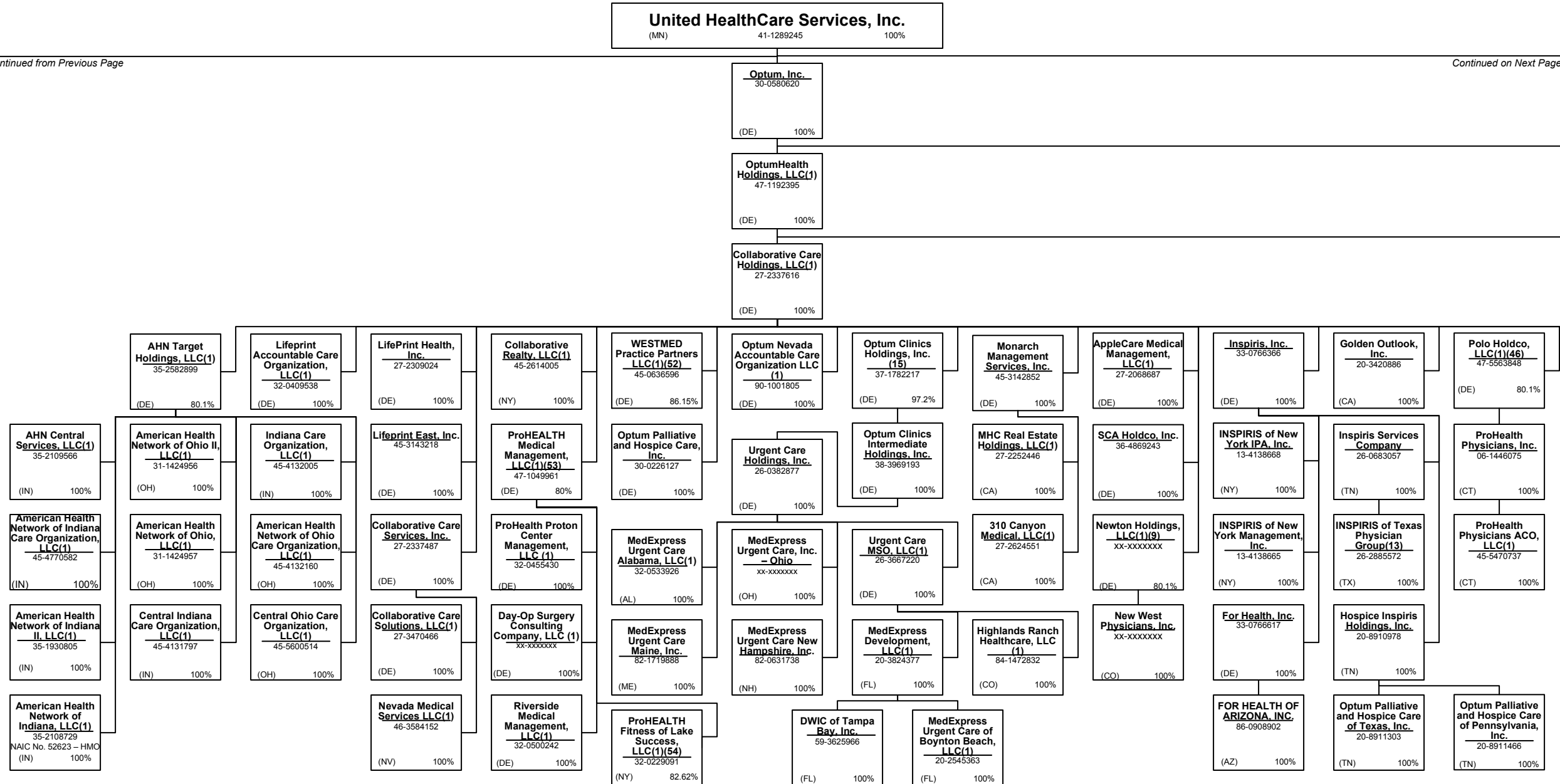


SCHEDULE Y – INFORMATION CONCERNING ACTIVITIES OF INSURER MEMBERS OF A HOLDING COMPANY GROUP
PART 1 – ORGANIZATIONAL CHART

Continued from Previous Page

Continued on Next Page

15.4



SCHEDULE Y – INFORMATION CONCERNING ACTIVITIES OF INSURER MEMBERS OF A HOLDING COMPANY GROUP
PART 1 – ORGANIZATIONAL CHART

Continued from Previous Page

Continued on Next Page

15.5

United HealthCare Services, Inc.
 (MN) 41-1289245 100%

Optum, Inc.
 30-0580620
 (DE) 100%

OptumHealth Holdings, LLC(1)
 47-1192395
 (DE) 100%

Collaborative Care Holdings, LLC(1)
 27-2337616
 (DE) 100%

WellMed Medical Management, Inc.(10)
 74-2786364
 (TX) 80%

Aveta Inc.
 20-4057813
 (DE) 100%

WellMed Medical Management of Florida, Inc.
 74-2797745
 (FL) 100%

USMD Holdings, Inc.
 27-2866866
 (DE) 100%

WellMed Networks - DFW, Inc.(63)
 41-2250215
 (TX) 50%

North American Medical Management - Illinois, Inc.
 36-3984647
 (IL) 100%

NAMM Holdings, Inc.
 20-3236839
 (DE) 100%

Comfort Care Transportation, LLC(1)
 11-3647007
 (TX) 100%

USMD Inc.
 20-8050318
 (TX) 100%

Impel Management Services, L.L.C.(1)
 75-2574317
 (TX) 100%

Senior Care Partners, Inc.
 20-4763091
 (IL) 100%

North American Medical Management California, Inc.
 33-0673955
 (TN) 100%

Aveta Tennessee, Inc.
 36-4704309
 (DE) 100%

Aveta Kansas City, Inc.
 27-2823524
 (KS) 100%

PrimeCare Medical Network, Inc.
 33-0607478
 Knox Keene
 933-0367
 (CA) 100%

Aveta Arizona, Inc.
 80-0368187
 (AZ) 100%

Aveta Health Solutions Inc.
 90-0632302
 (DE) 100%

USMD Affiliated Services(3)
 75-2613230
 (TX) 100%

USMD PPM, LLC(1)
 35-2446102
 (TX) 100%

Impel Consulting Experts, L.L.C.(1)
 20-4351923
 (TX) 100%

Physician Care Partners, Inc.
 80-0654665
 (IL) 100%

Empire Physician Management Company, LLC(1)
 XX-XXXXXXX
 (CA) 100%

PrimeCare of Citrus Valley, Inc.(14)
 87-0757397
 (CA) 80%

PrimeCare of San Bernardino, Inc.
 14-1915328
 (CA) 100%

PrimeCare of Inland Valley, Inc.
 33-0674408
 (CA) 100%

PrimeCare of Moreno Valley, Inc.
 33-0674402
 (CA) 100%

PrimeCare of Temecula, Inc.
 33-0674409
 (CA) 100%

PrimeCare of Redlands, Inc.
 33-0674400
 (CA) 100%

Valley Physicians Network, Inc.
 87-0757396
 (CA) 100%

Urology Associates of North Texas, PLLC(1)
 75-2613230
 (TX) 100%

Medical Clinic of North Texas, PLLC(1)
 75-2566987
 (TX) 100%

USMD Administrative Services, L.L.C.(1)
 20-8048861
 (TX) 100%

Metro I Stone Management, Ltd.
 59-3392313
 (TX) 60%

Your Partner in Health Services, Inc.
 27-0172594
 (IL) 100%

MD Ops, Inc.
 42-1741594
 (CA) 100%

Coachella Valley Physicians of PrimeCare, Inc.
 56-2674371
 (CA) 100%

PrimeCare of Corona, Inc.
 33-0674407
 (CA) 100%

PrimeCare of Riverside, Inc.
 33-0674404
 (CA) 100%

PrimeCare of Sun City, Inc.
 33-0698439
 (CA) 100%

PrimeCare of Hemet Valley, Inc.
 33-0674401
 (CA) 100%

Premier Choice ACO, Inc.
 75-3265059
 (CA) 100%

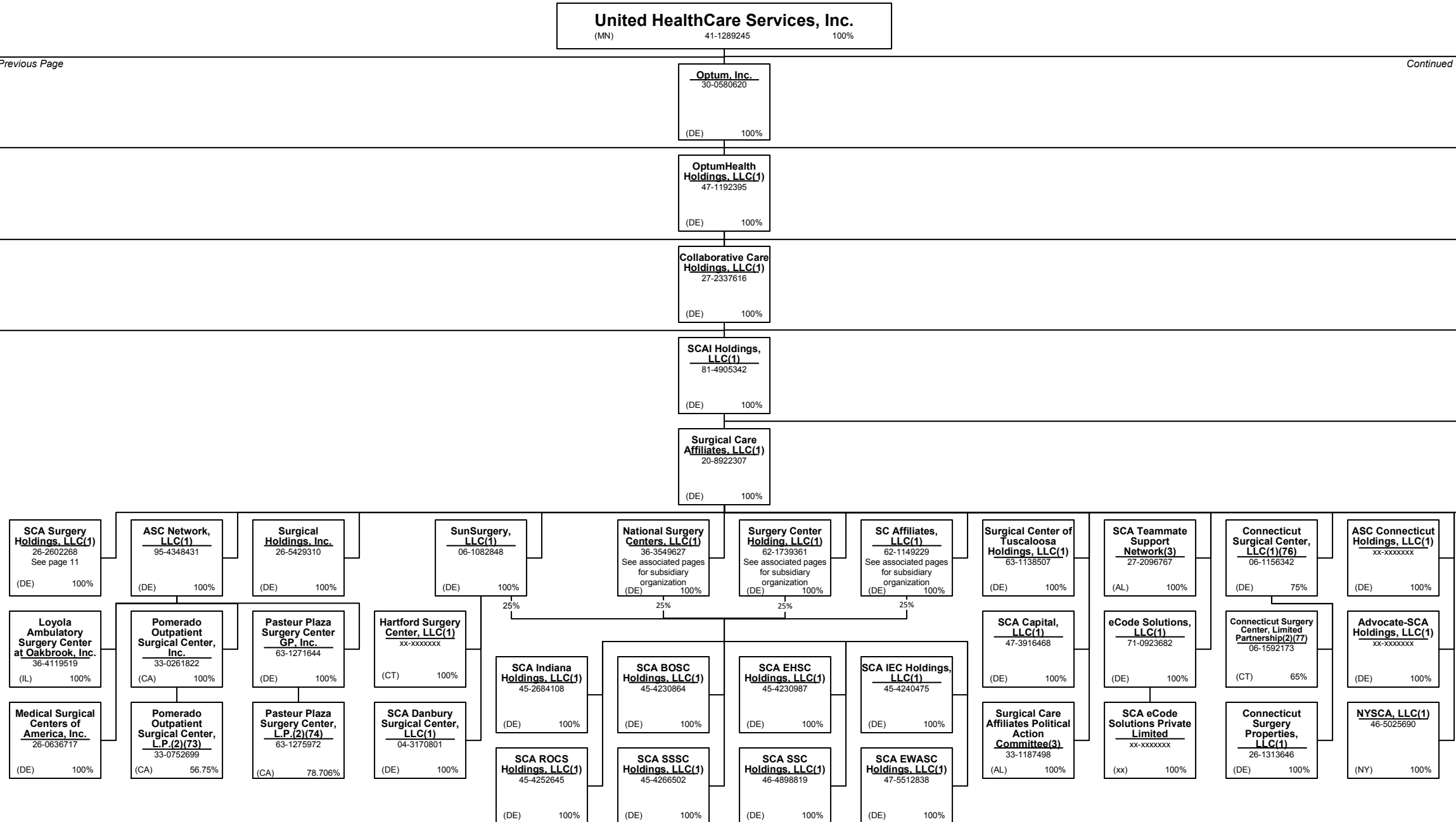
Your Health Options Insurance Services, Inc.
 11-3764012
 (CA) 100%

SCHEDULE Y – INFORMATION CONCERNING ACTIVITIES OF INSURER MEMBERS OF A HOLDING COMPANY GROUP
PART 1 – ORGANIZATIONAL CHART

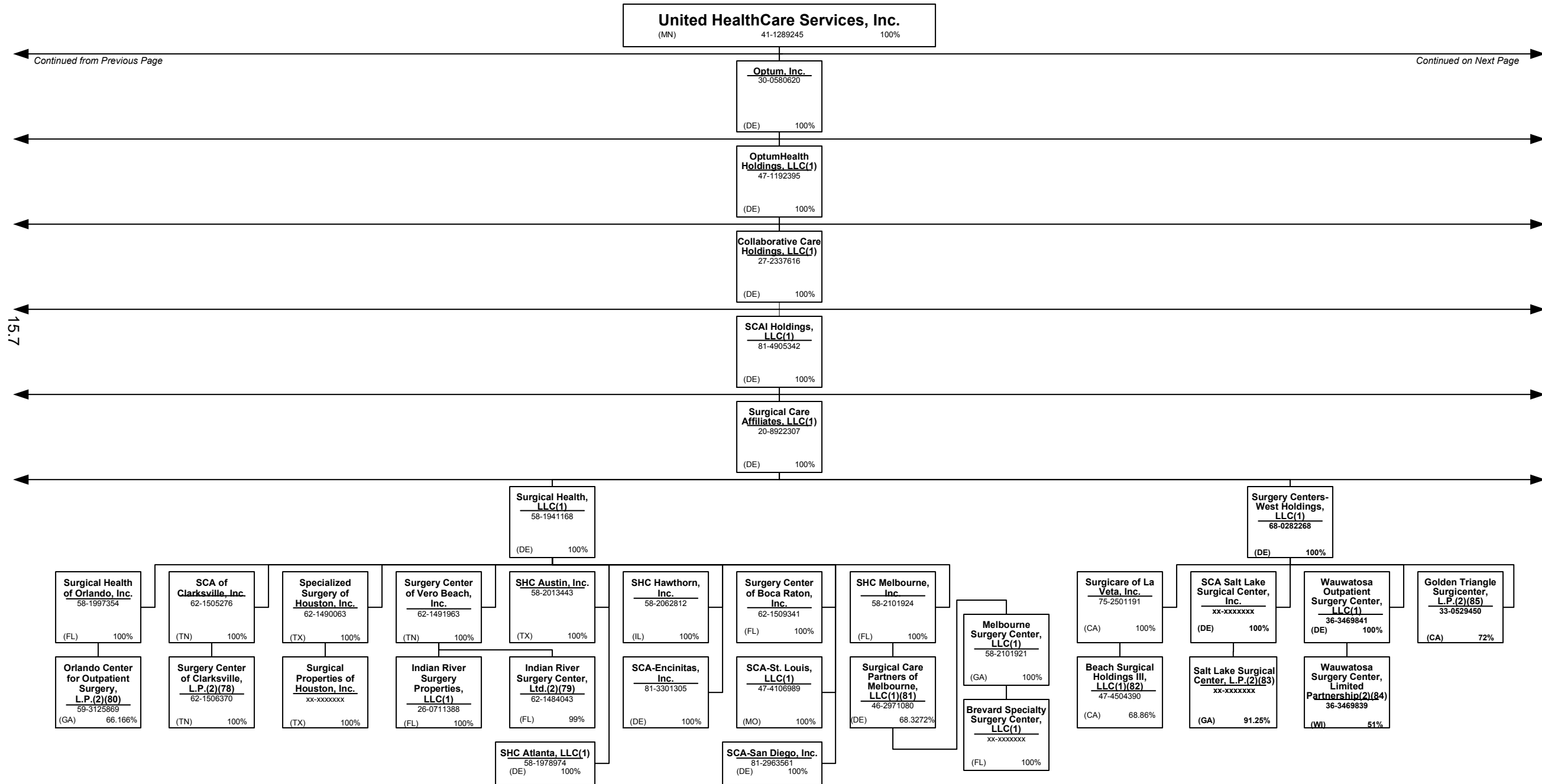
Continued from Previous Page

Continued on Next Page

15.6



SCHEDULE Y – INFORMATION CONCERNING ACTIVITIES OF INSURER MEMBERS OF A HOLDING COMPANY GROUP
PART 1 – ORGANIZATIONAL CHART

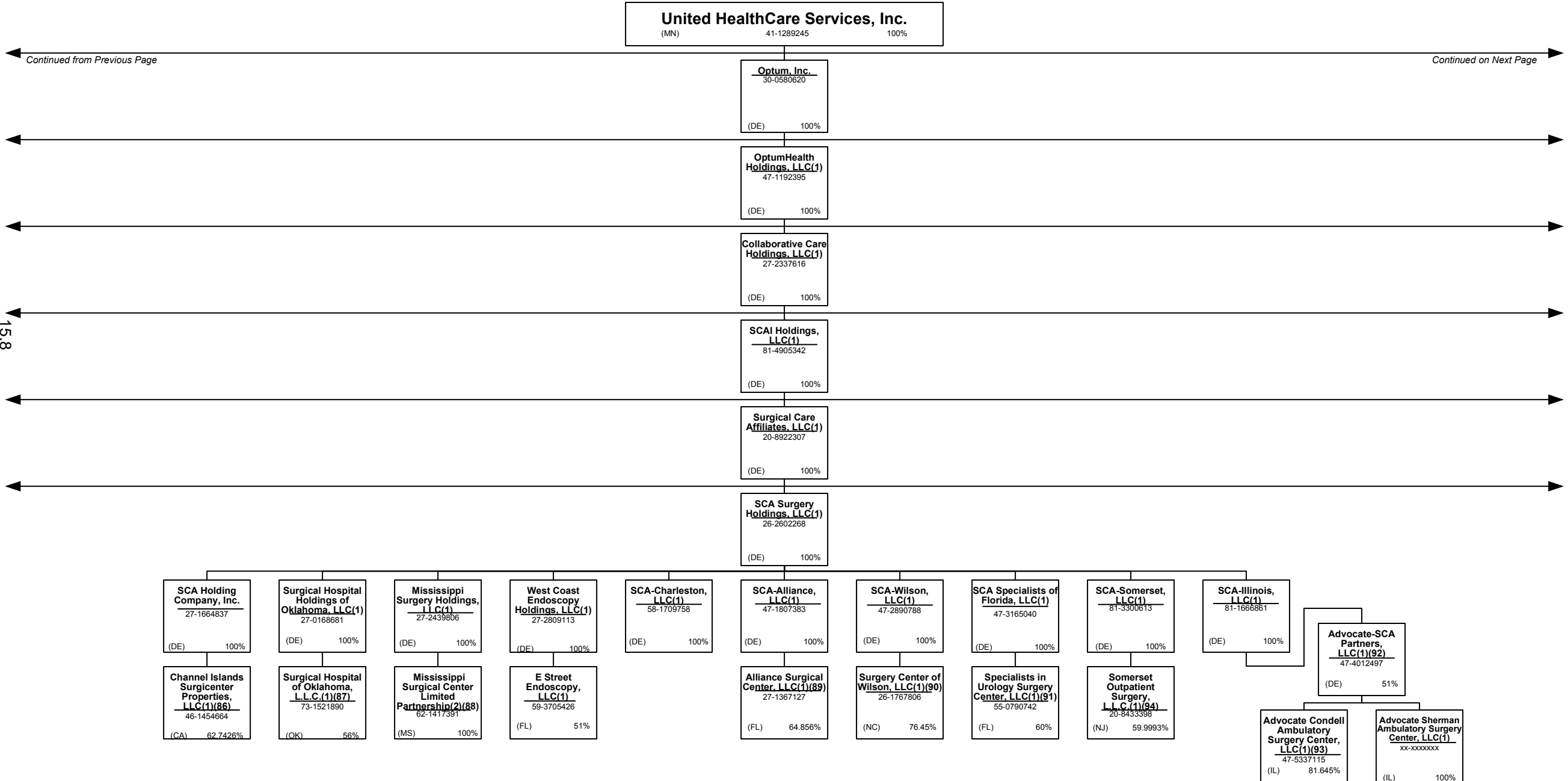


Continued from Previous Page

Continued on Next Page

15.7

SCHEDULE Y – INFORMATION CONCERNING ACTIVITIES OF INSURER MEMBERS OF A HOLDING COMPANY GROUP
PART 1 – ORGANIZATIONAL CHART

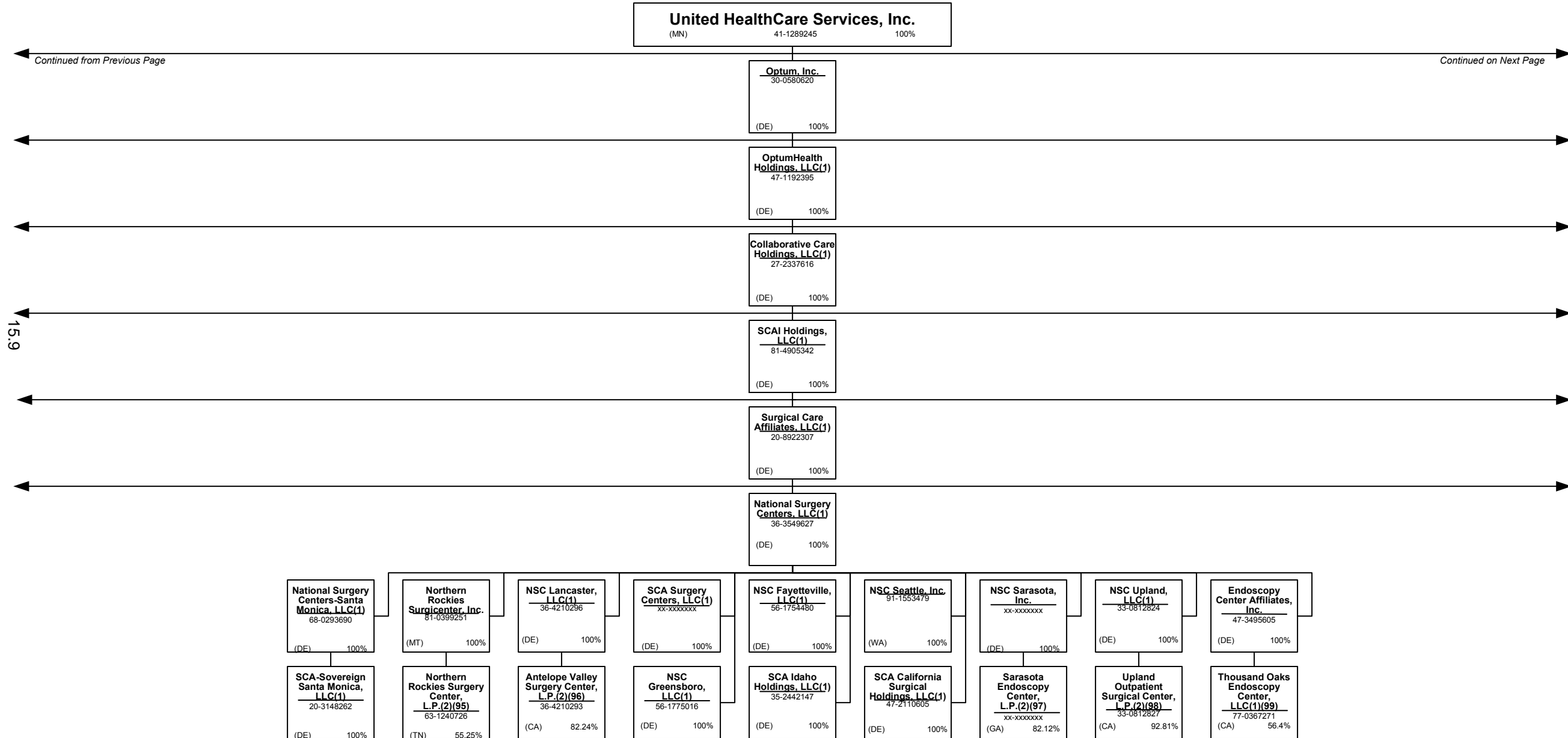


Continued from Previous Page

Continued on Next Page

15.8

SCHEDULE Y – INFORMATION CONCERNING ACTIVITIES OF INSURER MEMBERS OF A HOLDING COMPANY GROUP
PART 1 – ORGANIZATIONAL CHART



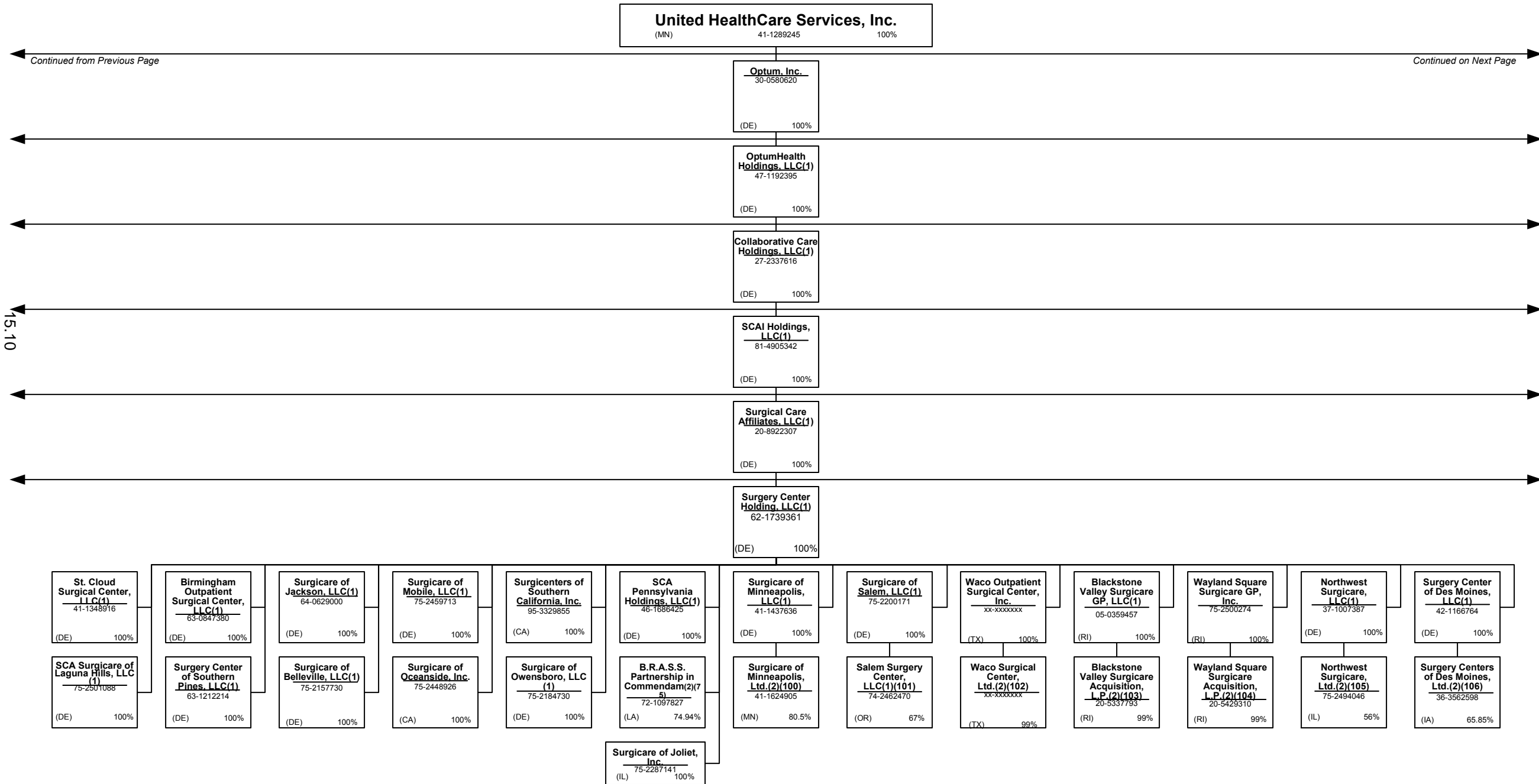
15.9

Continued from Previous Page

Continued on Next Page

SCHEDULE Y – INFORMATION CONCERNING ACTIVITIES OF INSURER MEMBERS OF A HOLDING COMPANY GROUP

PART 1 – ORGANIZATIONAL CHART

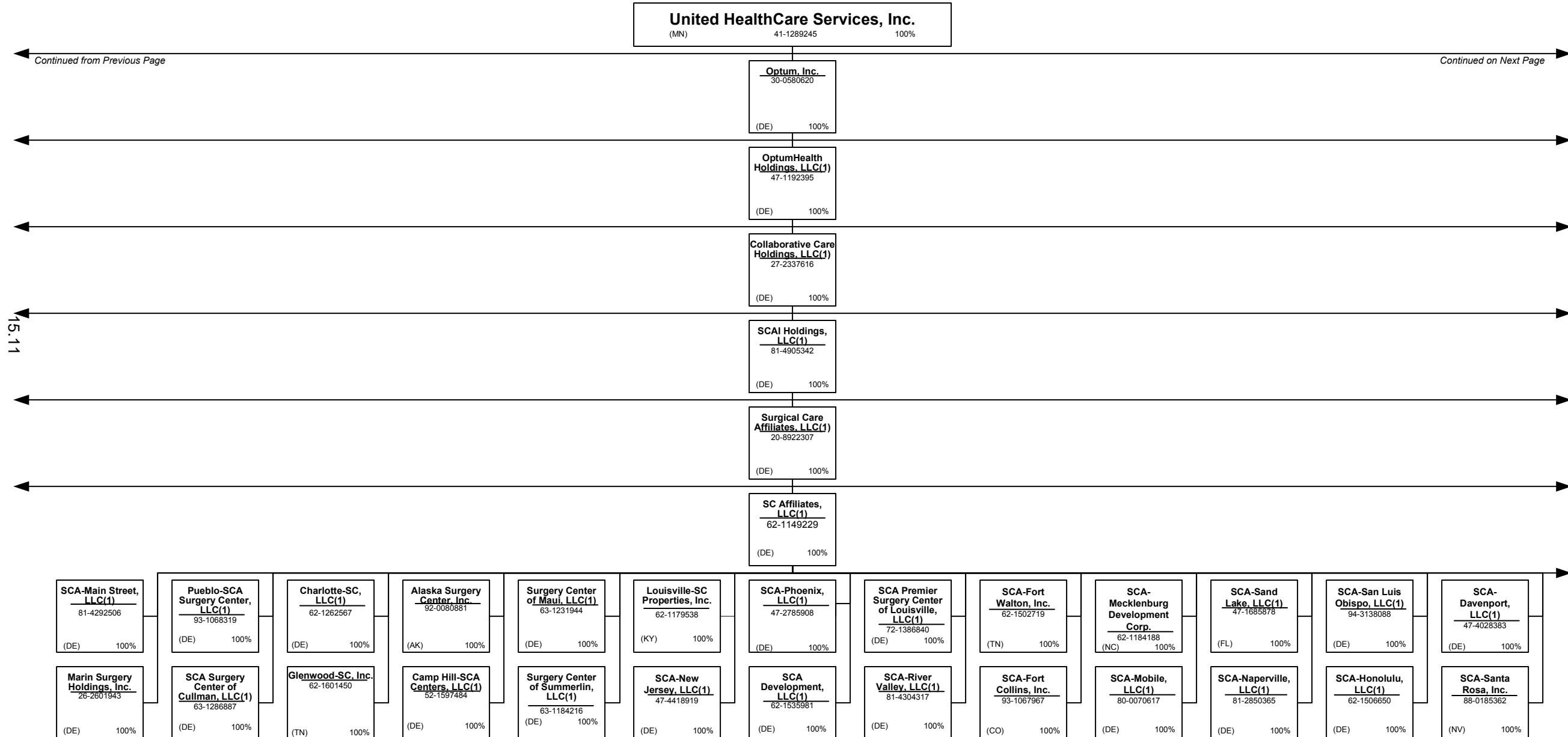


Continued from Previous Page

Continued on Next Page

15.10

SCHEDULE Y – INFORMATION CONCERNING ACTIVITIES OF INSURER MEMBERS OF A HOLDING COMPANY GROUP
PART 1 – ORGANIZATIONAL CHART

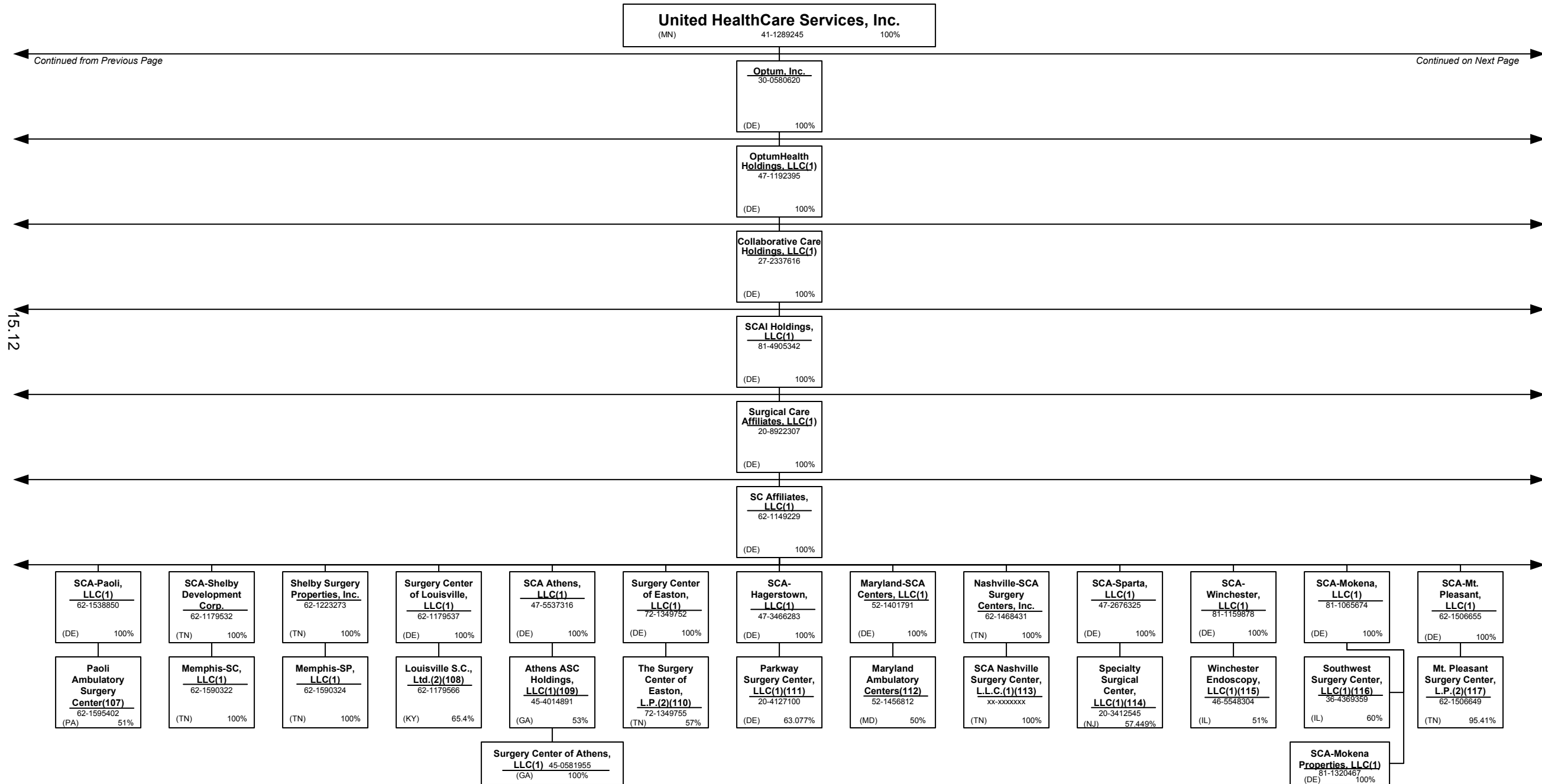


15.11

Continued from Previous Page

Continued on Next Page

SCHEDULE Y – INFORMATION CONCERNING ACTIVITIES OF INSURER MEMBERS OF A HOLDING COMPANY GROUP
PART 1 – ORGANIZATIONAL CHART

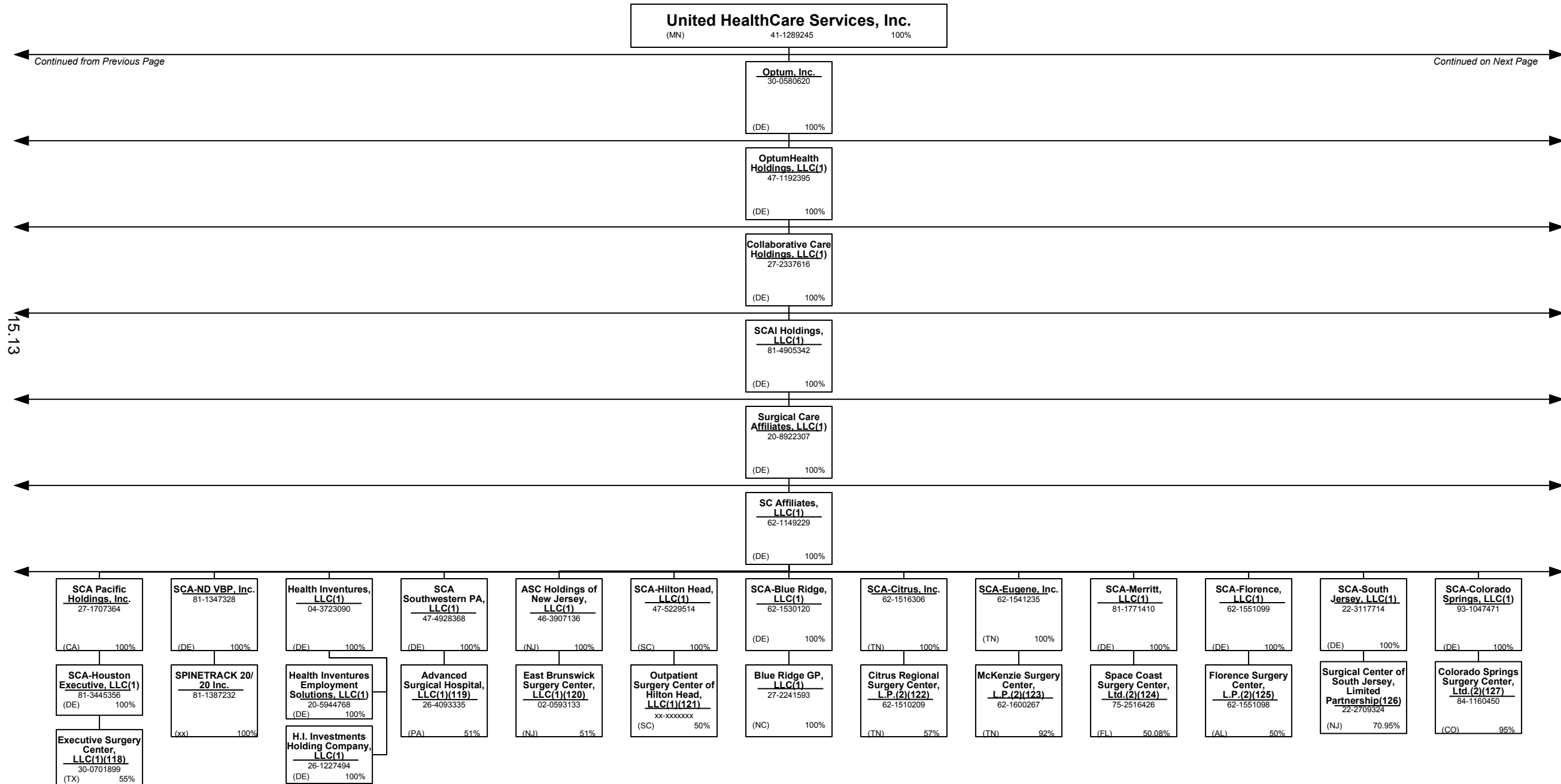


Continued from Previous Page

Continued on Next Page

15, 12

SCHEDULE Y – INFORMATION CONCERNING ACTIVITIES OF INSURER MEMBERS OF A HOLDING COMPANY GROUP
PART 1 – ORGANIZATIONAL CHART

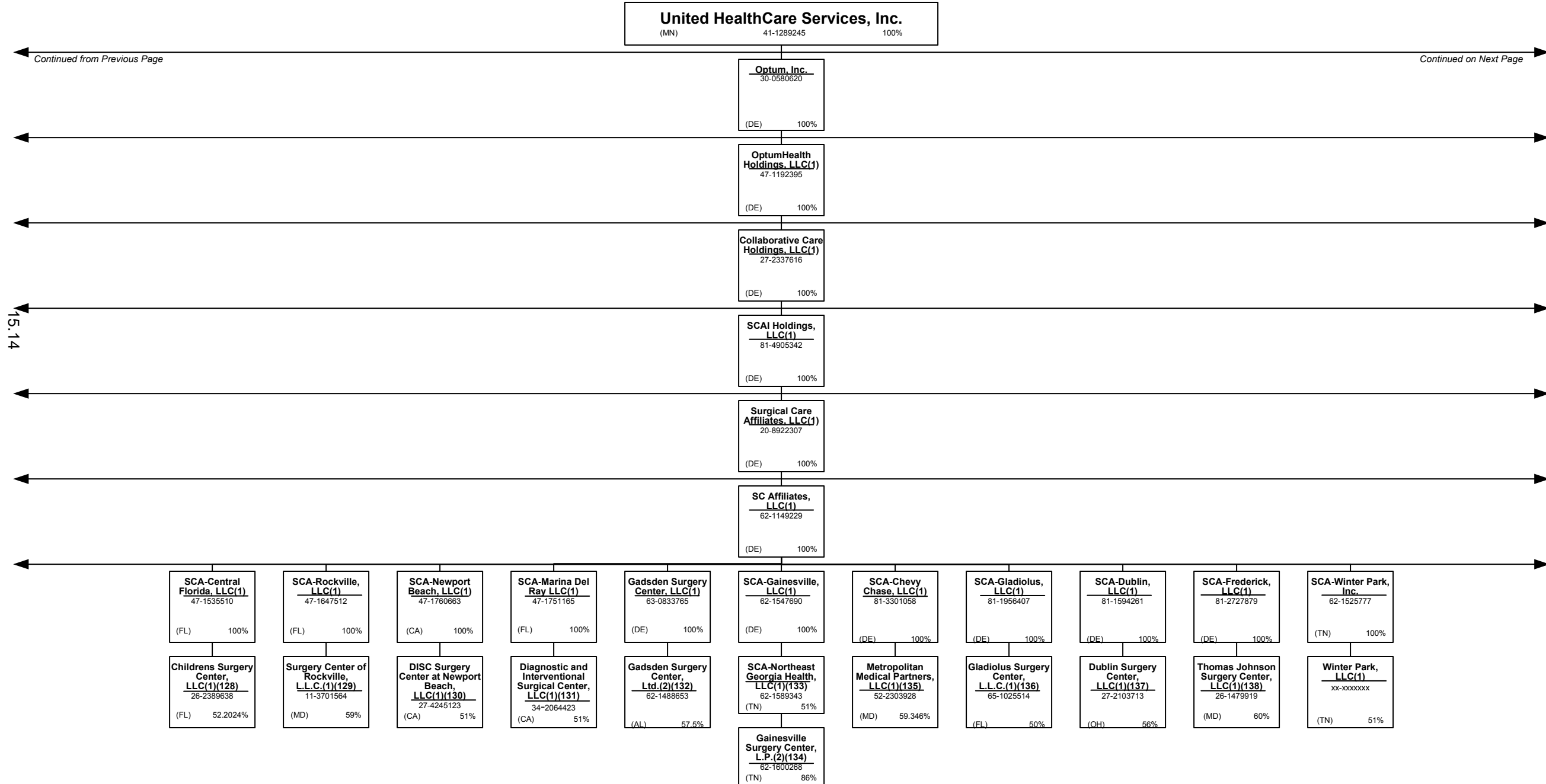


15.13

Continued from Previous Page

Continued on Next Page

SCHEDULE Y – INFORMATION CONCERNING ACTIVITIES OF INSURER MEMBERS OF A HOLDING COMPANY GROUP
PART 1 – ORGANIZATIONAL CHART

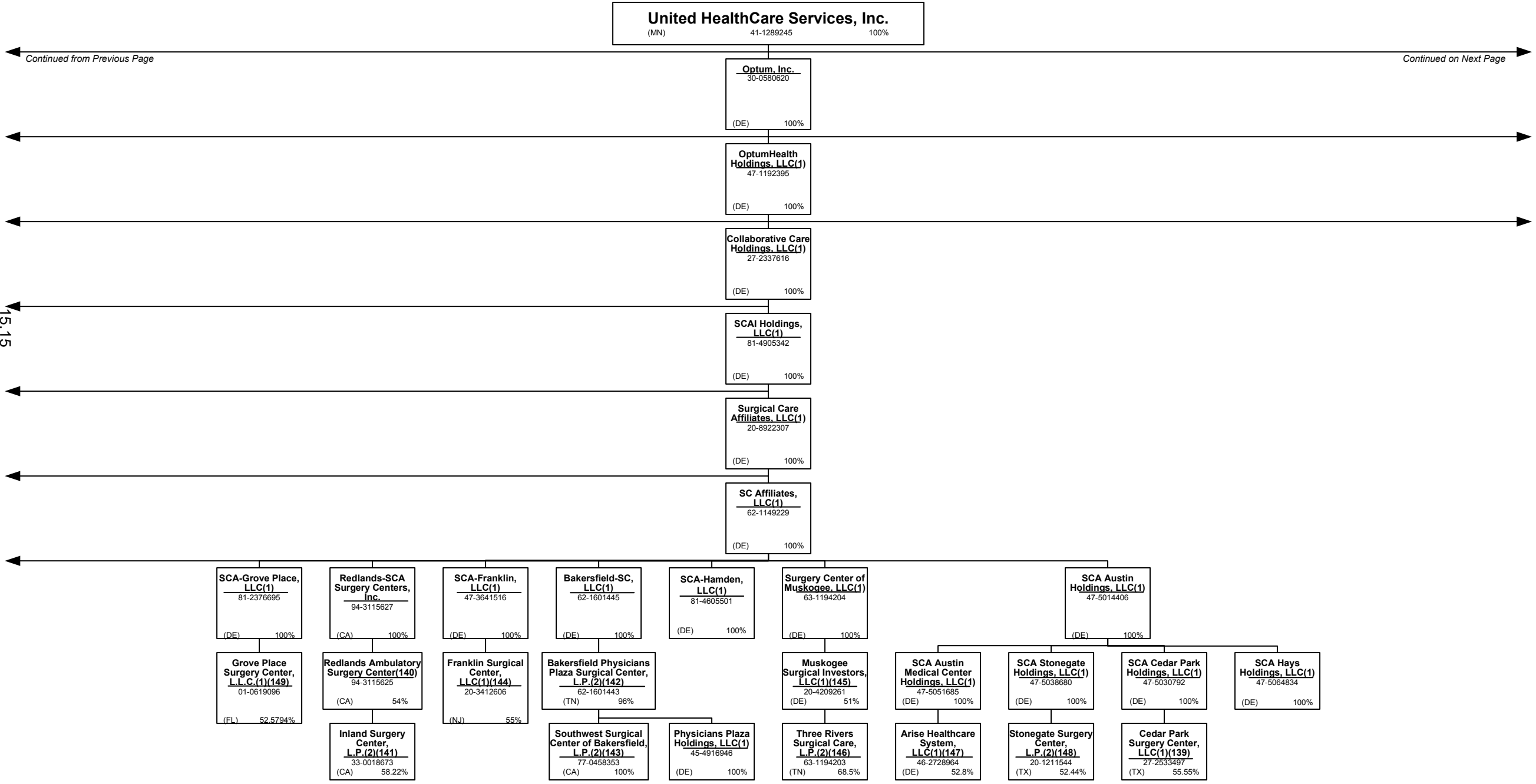


15.14

Continued from Previous Page

Continued on Next Page

SCHEDULE Y – INFORMATION CONCERNING ACTIVITIES OF INSURER MEMBERS OF A HOLDING COMPANY GROUP
PART 1 – ORGANIZATIONAL CHART



Continued from Previous Page

Continued on Next Page

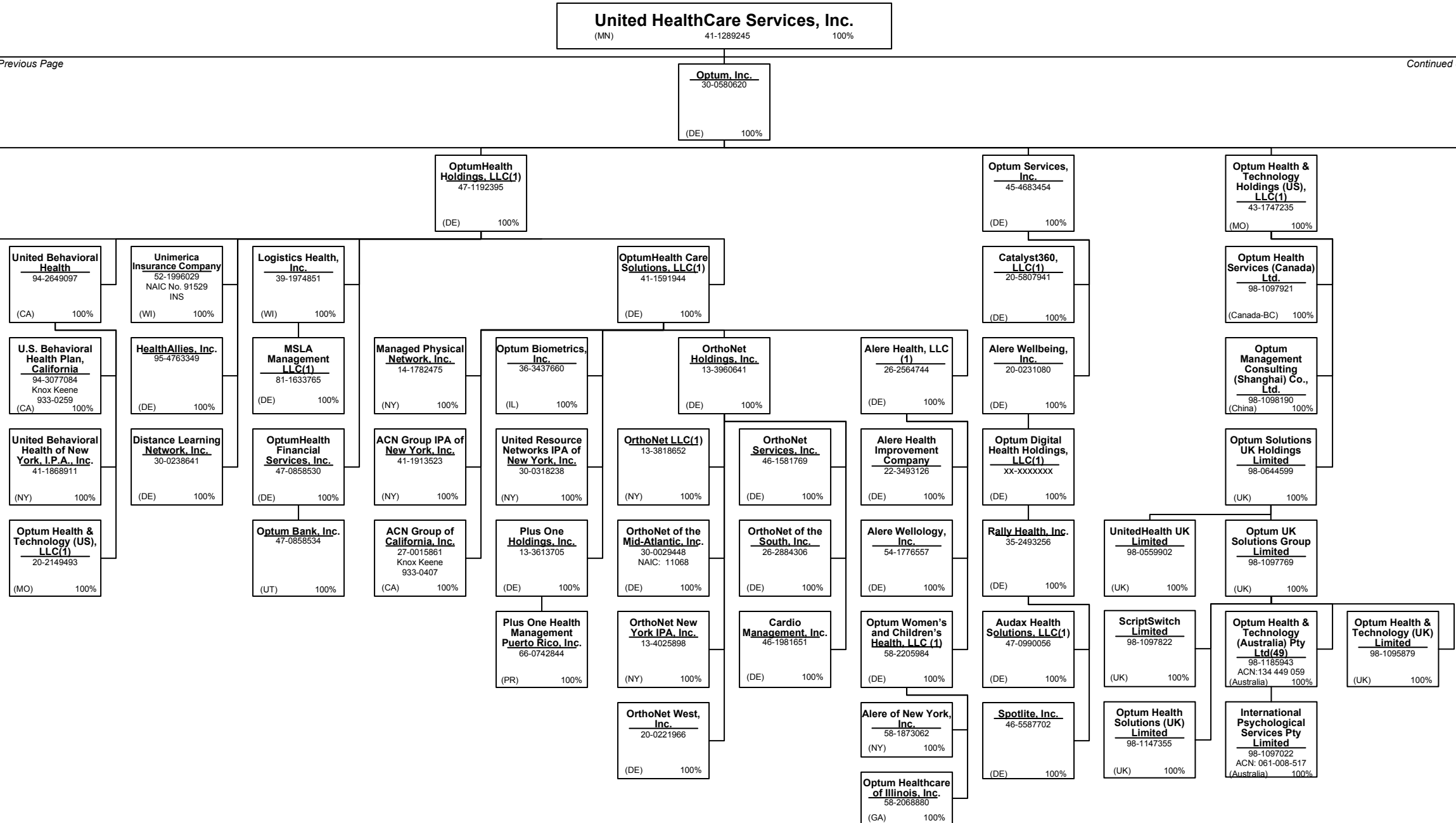
15.15

SCHEDULE Y – INFORMATION CONCERNING ACTIVITIES OF INSURER MEMBERS OF A HOLDING COMPANY GROUP
PART 1 – ORGANIZATIONAL CHART

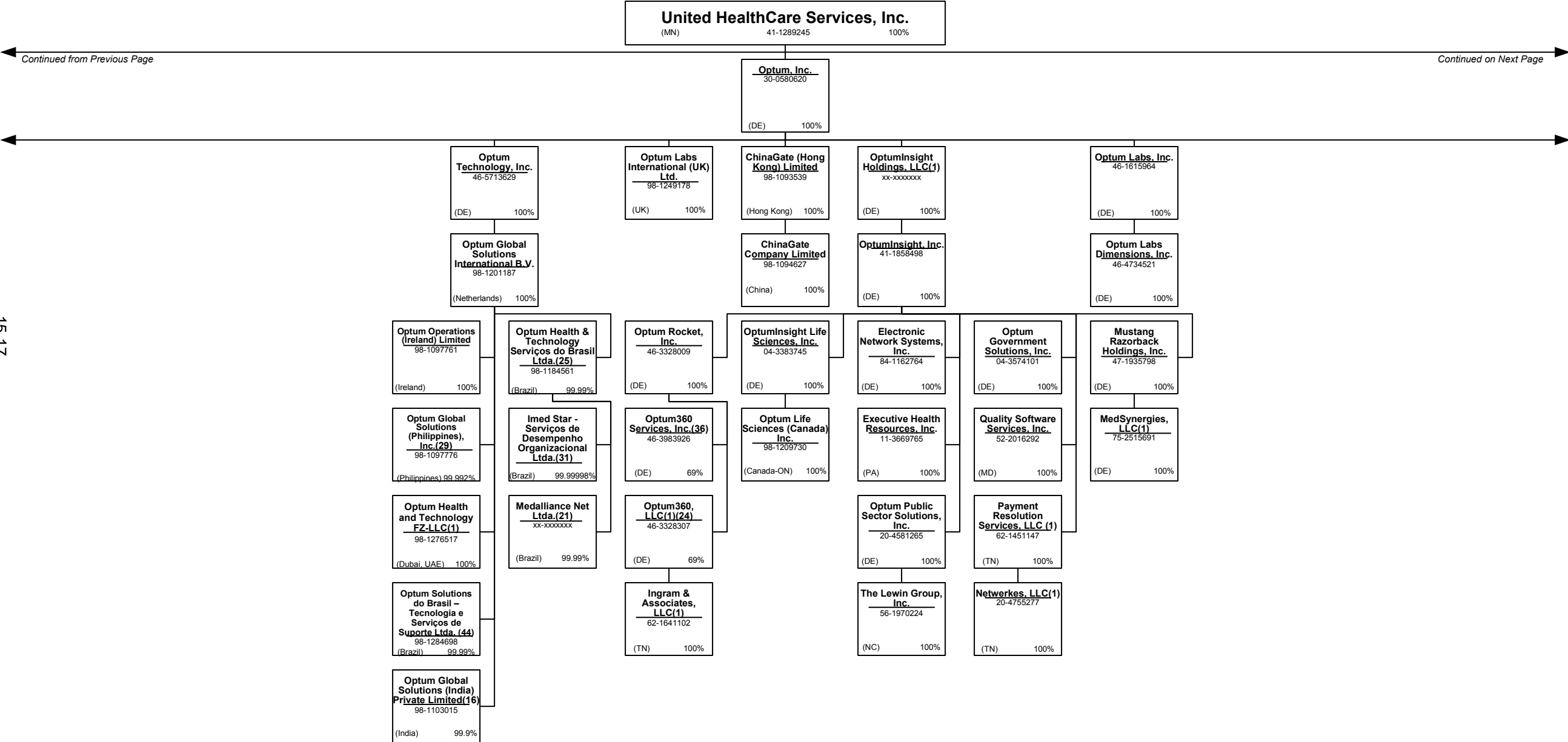
Continued from Previous Page

Continued on Next Page

15.16



SCHEDULE Y – INFORMATION CONCERNING ACTIVITIES OF INSURER MEMBERS OF A HOLDING COMPANY GROUP
PART 1 – ORGANIZATIONAL CHART



15.17

Continued from Previous Page

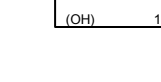
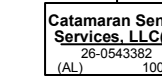
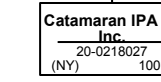
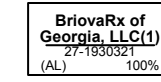
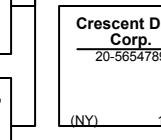

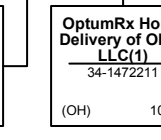
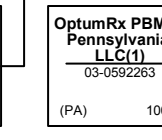
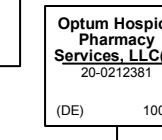


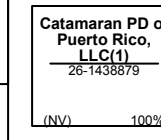
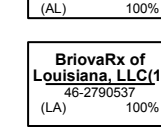


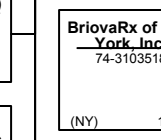

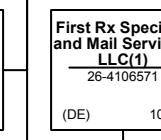
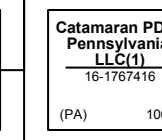


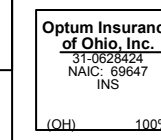
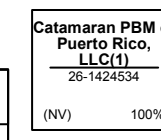

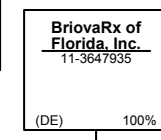
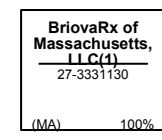


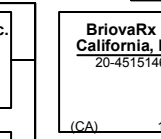



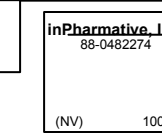
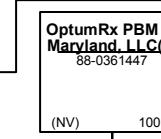
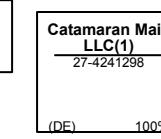



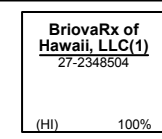
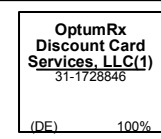
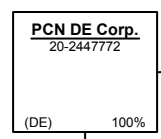



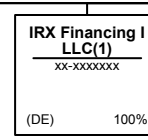

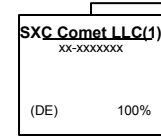
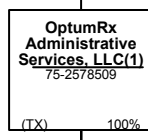
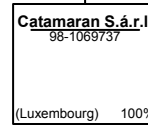
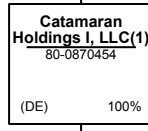
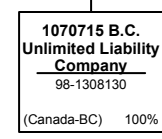



Continued on Next Page

SCHEDULE Y – INFORMATION CONCERNING ACTIVITIES OF INSURER MEMBERS OF A HOLDING COMPANY GROUP
PART 1 – ORGANIZATIONAL CHART

Continued from Previous Page

Continued on Next Page

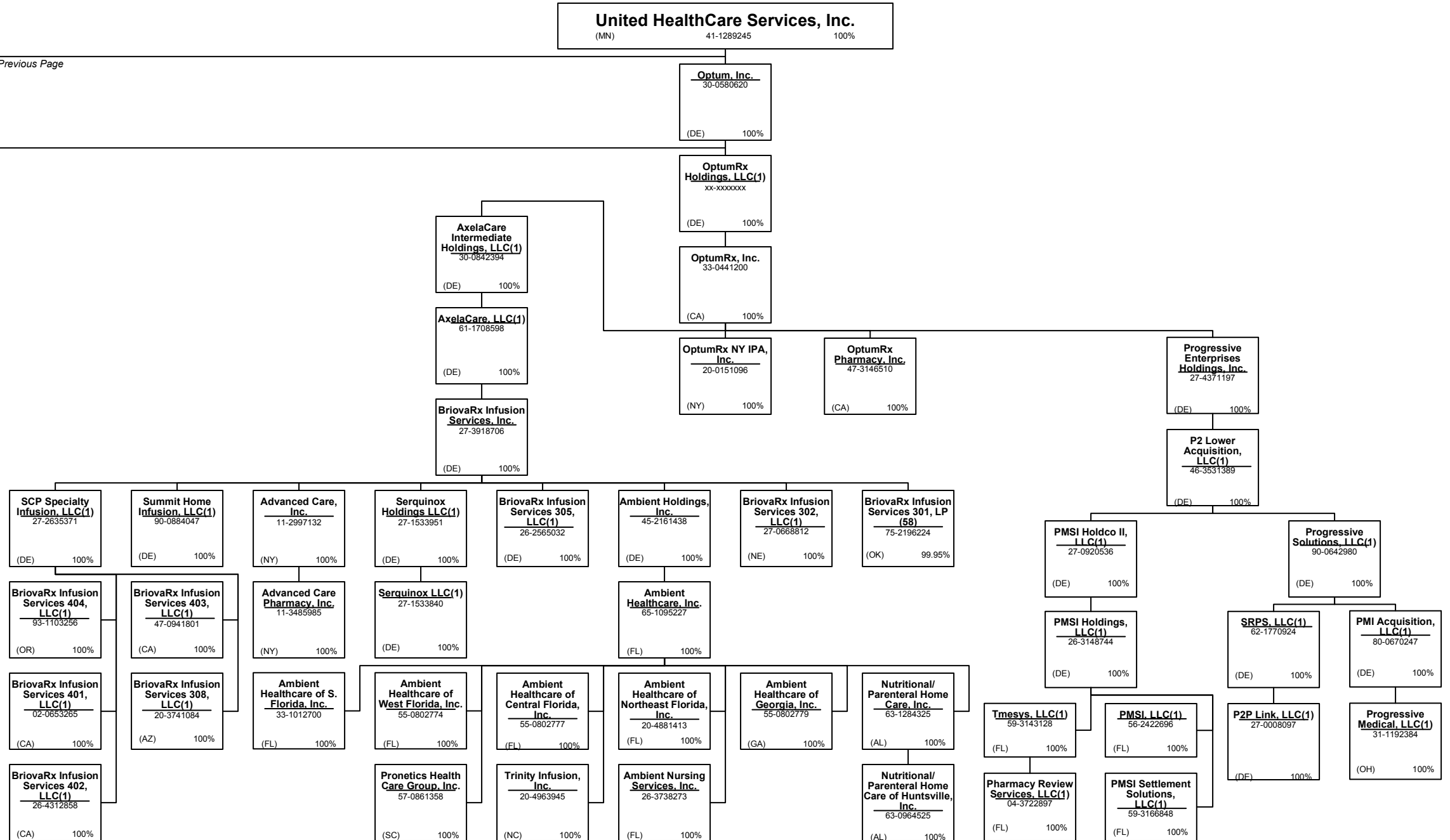
15.18



SCHEDULE Y – INFORMATION CONCERNING ACTIVITIES OF INSURER MEMBERS OF A HOLDING COMPANY GROUP
PART 1 – ORGANIZATIONAL CHART

Continued from Previous Page

15.19



SCHEDULE Y – INFORMATION CONCERNING ACTIVITIES OF INSURER MEMBERS OF A HOLDING COMPANY GROUP

PART 1 – ORGANIZATIONAL CHART

Notes

All legal entities on the Organization Chart are Corporations unless otherwise indicated.

- (1) Entity is a Limited Liability Company
- (2) Entity is a Partnership
- (3) Entity is a Non-Profit Corporation
- (4) Control of the Foundation is based on sole membership, not the ownership of voting securities
- (5) COI Participações S.A. is 89.10289% owned by Esho – Empresa de Serviços Hospitalares S.A. and 10.8971% owned by COIPAR Participações S.A.
- (6) Health Net Services is a company duly incorporated under the laws of Bermuda and holds a Bermuda insurer license.
- (7) UnitedHealthcare India Private Limited is 99.9935% owned by UnitedHealthcare International II B.V. and 0.0065% owned by UnitedHealth International, Inc.
- (8) General partnership interests are held by United HealthCare Services, Inc. (89.77%) and by UnitedHealthcare, Inc. (10.23%). United HealthCare Services, Inc. also holds 100% of the limited partnership interests. When combining general and limited partner interests, United HealthCare Services, Inc. owns 94.18% and UnitedHealthcare, Inc. owns 5.83%.
- (9) Newton Holdings, LLC, is 80.1% owned by Collaborative Care Holdings, LLC and the remaining 19.9% is owned by outside shareholders.
- (10) WellMed Medical Management, Inc. is 80% owned by Collaborative Care Holdings, LLC and 20% owned by WMG Healthcare Partners, L.P.
- (11) Seisa Serviços Integrados de Saúde Ltda is 99.99% owned by Amil Assistência Médica Internacional S.A. and 0.00007% owned by Cemed Care – Empresa de Atendimento Clínico Geral Ltda.
- (12) Optum Health & Technology (India) Private Limited is 99.996% owned by OptumHealth International B.V. and 0.004 % owned by United Behavioral Health.
- (13) INSPIRIS of Texas Physician Group is a Texas non-profit (taxable) whose sole member is Inspiris Services Company.
- (14) PrimeCare of Citrus Valley, Inc. is 80% owned by PrimeCare Medical Network, Inc. and 20% owned by Citrus Valley Medical Associates, Inc.
- (15) Optum Clinics Holdings, Inc. is 97.2% owned by Collaborative Care Holdings, LLC and 2.8% is owned by external shareholders.
- (16) Optum Global Solutions (India) Private Limited is 99.9% owned by Optum Global Solutions International B.V. and 0.1% owned by UnitedHealth International, Inc.
- (17) Amico Saúde Ltda. is 98.927933% owned by Amil Assistência Médica Internacional S.A. and 1.072067% owned by Cemed Care – Empresa de Atendimento Clínico Geral Ltda.
- (18) Esho – Empresa de Serviços Hospitalares S.A. is 99.612603% owned by Amil Assistência Médica Internacional S.A. and 0.370368% owned by Treasury Shares and .7409758% owned by external shareholders.
- (19) Etho – Empresa de Tecnologia Hospitalar Ltda. 90.06% owned by Amil Assistência Médica Internacional S.A. and 9.93837% owned by an external shareholder.
- (20) Orthology, Inc. is 80% owned by UnitedHealth Group Ventures, LLC and 20% owned by external shareholders.
- (21) Medalliance Net Ltda. is owned 99.999985% by Optum Health & Technology Serviços do Brasil Ltda. and 0.000015% by UHG Brasil Participações S.A.
- (22) Branch offices in Iraq and Uganda.
- (23) Cemed Care Empresa de Atendimento Clínico Geral Ltda. Is 99.9999995% owned by Amil Assistência Médica Internacional S.A. and 0.000005% owned by Amico Saúde Ltda.
- (24) Optum 360, LLC is 69% owned by Optum Rocket, Inc; the remaining 31% is owned by external holders.

- (25) Optum Health & Technology Serviços do Brasil Ltda. is 99.9964% owned by Optum Global Solutions International B.V. and .0036% owned by OptumInsight, Inc.
- (26) Bosque Medical Center Ltda. is 82.14% owned by Amil Assistência Médica Internacional S.A. and 17.85306% owned by Esho – Empresa de Serviços Hospitalares S.A.
- (27) H&W Indemnity (SPC), Ltd. is an exempted segregated portfolio company organized under the laws of the Cayman Islands and holds a Cayman insurance license.
- (28) Real Appeal, Inc. is majority-owned by UHG or one of its affiliates and the remaining 2% is owned by Real Appeal Management.
- (29) Optum Global Solutions (Philippines), Inc. is 99.992% owned by Optum Global Solutions International B.V., and the remaining 0.008% is held by the company's directors.
- (30) Amil Clinical Research Participações Ltda. is 99.95% owned by Esho – Empresa de Serviços Hospitalares S.A. and 0.05% owned by Cemed Care – Empresa de Atendimento Clínico Geral Ltda.
- (31) Imed Star Serviços de Desempenho Organizacional Ltda. is 99.99998% owned by Optum Health & Technology Serviços do Brasil Ltda and 0.00002% owned by UHG Brasil Participações S.A.
- (32) Hospital de Clínicas de Jacarepaguá Ltda. is 99.999998% owned by Esho – Empresa de Serviços Hospitalares S.A. and 0.000002% is owned by Cemed Care – Empresa de Atendimento Clínico Geral Ltda.
- (33) Hospital Alvorada Taguatinga Ltda. is 87.750185% owned by Amil Assistência Médica Internacional S.A., 12.249815% by Bosque Medical Center Ltda.
- (34) TBD
- (35) FrontierMEDEX Kenya Limited is 99.9% owned by Frontier MEDEX Limited and 0.1% owned by UnitedHealthcare International I B.V.
- (36) Optum360 Services, Inc. is 69% owned by Optum Rocket, Inc. and 31% owned by two external interest holders.
- (37) The limited partners of UnitedHealth Group International, L.P. include FMG Holdings, LLC (14.8145%), Hygeia Corporation (DE) (0.2012%) and UnitedHealth Group Incorporated (84.9843%). UnitedHealth Group International GP is the general partner of UnitedHealth Group International, L.P.
- (38) Polar II Fundo de Investimento em Participações is a Brazilian private equity investment fund incorporated in the form of a closed-end condominium.
- (39) UnitedHealthcare International III S.á r.l. is 69.995% owned by UnitedHealthcare Europe S.á r.l. and 30.005% owned by UnitedHealthcare International II S.á r.l.
- (40) Amil Assistência Médica Internacional S.A. is 90.23% owned by Polar II Fundo de Investimento em Participações and the remaining 9.77% is owned by the former controlling shareholders of Amil Assistência Médica Internacional S.A.
- (41) Lusíadas A.C.E. is 55% owned by Lusíadas, SGPS, S.A., 10% owned by Lusíadas – Parcerias Cascais, S.A., 20% owned by Lusíadas, S.A., 5% owned by Clínica Médico Cirúrgica de Santa Tecla, S.A. and 10% owned by CLISA – Clínica de Santo António, S.A.
- (42) Centro Médico PJ Ltda. is 99.999948% owned by Esho – Empresa de Serviços Hospitalares S.A. and 0.000052% is owned by Cemed Care – Empresa de Atendimento Clínico Geral Ltda.
- (43) Frontier Medex Tanzania Limited is 99% owned by Frontier MEDEX Limited. The remaining 1% is owned by a former officer of Frontier MEDEX Limited and is being transferred to UnitedHealthcare International I BV.
- (44) Optum Solutions do Brasil – Tecnologia e Serviços de Suporte Ltda., is 99.999998% owned by Optum Global Solutions International B.V. and 0.00002% owned by OptumHealth International B.V.
- (45) Multiangio Ltda. is 68% owned by Esho – Empresa de Serviços Hospitalares S.A. and the remaining 32% is owned by external shareholders.
- (46) Polo Holdco, LLC is 80.1% owned by Collaborative Care Holdings, LLC and the remaining 19.9% being owned by an outside third party.

- (47) Excellion Serviços Biomédicos Ltda is 99.999997% owned by Esho – Empresa de Serviços Hospitalares S.A. and 0.000003% is owned by Cemed Care - Empresa de Atendimento Clínico Geral Ltda.
- (48) Hospital Samaritano de São Paulo Ltda. is 99.9999998% owned by Esho – Empresa de Serviços Hospitalares S.A. and the remaining 0.0000002% is owned by Hospital Alvorada Taguatinga Ltda.
- (49) Branch office located in Hong Kong.
- (50) TBD
- (51) TBD
- (52) WESTMED Practice Partners LLC is 86.15% owned by Collaborative Care Holdings, LLC and 13.85% owned by external shareholders.
- (53) ProHEALTH Medical Management, LLC is 80% owned by Collaborative Care Holdings, LLC and 20% owned by an external shareholder.
- (54) ProHEALTH Fitness of Lake Success, LLC is 82.62% owned by ProHEALTH Medical Management, LLC and 17.38% by an external shareholder.
- (55) TBD
- (56) TBD
- (57) Angiografia e Hemodinâmica Madre Theodora Ltda. is 50% owned by Hospital Geral e Maternidade Madre Maria Theodora Ltda. and 50% owned by 28 individual partners.
- (58) BriovaRx Infusion Services 301, LP is 99.95% owned by AxelaCare Holdings, Inc. with the remaining 0.05% interest as a limited partner being held by AxelaCare Health Solutions, LLC.
- (59) TBD
- (60) Hospitais Associados de Pernambuco Ltda. is 90% owned by Esho – Empresa de Serviços Hospitalares S.A. and 10% is owned by an external shareholder.
- (61) Topimagem Diagnóstico por Imagem Ltda. is 89% owned by Esho – Empresa de Serviços Hospitalares S.A., and the remaining 11% interest is owned by external shareholders.
- (62) Dilab – Medicina Nuclear Ltda is 85% owned by Esho – Empresa de Serviços Hospitalares S.A. and the remaining 15% is owned by external shareholders.
- (63) WellMed Networks – DFW, Inc. is 50% owned by WellMed Networks, Inc. and 50% owned by USMD Inc. WellMed Medical Management, Inc. controls 100% of WellMed Networks - DFW.
- (64) Clínica Oftalmológica Danilo de Castro Sociedade Simples is 99.66% owned by Hospital Alvorada de Taguatinga Ltda. and the remaining 0.333333% is owned by Lotten-Eyes Oftalmologia Clínica e Cirúrgica Ltda.
- (65) Lotten-Eyes Oftalmologia Clínica e Cirúrgica Ltda. is 99.99% owned by Hospital Alvorada de Taguatinga Ltda. and the remaining 0.000012% is owned by Esho – Empresa de Serviços Hospitalares S.A.
- (66) CMO – Centro Médico de Oftalmologia S/S Ltda. is 99% owned by Hospital Alvorada de Taguatinga Ltda. and the remaining is owned by Lotten-Eyes Oftalmologia Clínica e Cirúrgica Ltda.
- (67) TBD
- (68) Elual Participações S.A. is 60% owned by Amil Assistência Médica Internacional S.A. and 40% by Esho – Empresa de Serviços Hospitalares S.A.
- (69) Hospital Santa Helena S.A. is 65.21% owned by Elual Participações S.A. and 34.79% owned by Esho – Empresa de Serviços Hospitalares S.A.
- (70) Santa Helena Assistência Médica S.A. is 65.21% owned by Elual Participações S.A. and 34.79% owned by Amil Assistência Médica Internacional S.A.
- (71) Clínica Médico Cirúrgica de Santa Tecla, S.A. is 96.5% owned by Lusíadas, SGPS, S.A., and the remaining 3.5% is owned by external shareholders.
- (72) CLISA – Clínica de Santo António, S.A. is 91.4% owned by Lusíadas, SGPS, S.A. and the remaining 8.6% is owned by external shareholders.

SCHEDULE Y – INFORMATION CONCERNING ACTIVITIES OF INSURER MEMBERS OF A HOLDING COMPANY GROUP
PART 1 – ORGANIZATIONAL CHART

Notes

- (73) Pomerado Outpatient Surgical Center, Inc. holds a 50.75% general partnership interest and 6% limited partnership interest in Pomerado Outpatient Surgical Center, L.P.
- (74) Pasteur Plaza Surgery Center GP, Inc. holds a 51% general partnership interest and a 27.706% limited partnership interest in Pasteur Plaza Surgery Center, L.P.
- (75) Surgery Center Holding, LLC holds a 51% general partnership interest and a 23.94% limited partnership interest in B.R.A.S.S. Partnership in Commendam
- (76) The remaining 25% membership interest is owned by Trinity Health-New England, Inc.
- (77) Connecticut Surgical Center, LLC holds a 51% general partnership interest and a 14% limited partnership interest in Connecticut Surgery Center, Limited Partnership.
- (78) SCA of Clarksville, Inc. holds a 51% general partnership interest and a 49% limited partnership interest in Surgery Center of Clarksville, L.P.
- (79) Surgery Center of Vero Beach, Inc. holds a 40% general partnership interest and a 59% limited partnership interest in Indian River Surgery Center, Ltd.
- (80) TBD
- (81) TBD
- (82) TBD
- (83) SCA Salt Lake Surgical Center, Inc. holds a 71.25% limited partnership interest and a 20% general partnership interest in Salt Lake Surgical Center, L.P.
- (84) Wauwatosa Outpatient Surgery Center, LLC holds a 51% limited partnership interest in Wauwatosa Surgery Center, Limited Partnership.
- (85) Surgery Centers-West Holdings, LLC holds a 71% limited partnership interest and a 1% general partnership interest in Golden Triangle Surgicenter, L.P.
- (86) TBD
- (87) TBD
- (88) Mississippi Surgery Holdings, LLC holds a 41% general partnership interest and a 59% limited partnership interest in Mississippi Surgical Center Limited Partnership.
- (89) TBD
- (90) TBD
- (91) TBD
- (92) TBD
- (93) TBD
- (94) TBD
- (95) Northern Rockies Surgicenter, Inc. holds a 51% general partnership interest and a 4.25% limited partnership interest in Northern Rockies Surgery Center, L.P.
- (96) NSC Lancaster, LLC holds a 81.24% limited partnership interest and a 1% general partnership interest in Antelope Valley Surgery Center, L.P.
- (97) NSC Sarasota, Inc. holds a 81.1% limited partnership interest and a 1.02% general partnership interest in Sarasota Endoscopy Center, L.P.
- (98) NSC Upland, LLC holds an 80% general partnership interest and a 12.81% limited partnership interest in Upland Outpatient Surgical Center, L.P.
- (99) TBD
- (100) Surgicare of Minneapolis, LLC holds a 50% general partnership interest and a 30.5% limited partnership interest in Surgicare of Minneapolis, Ltd., a MN Limited Partnership
- (101) TBD
- (102) Waco Outpatient Surgical Center, Inc. holds a 51% general partnership interest and a 48% limited partnership interest in Waco Surgical Center, Ltd.
- (103) Blackstone Valley Surgicare GP, LLC holds a 40% general partnership interest and a 59% limited partnership interest in Blackstone Valley Surgicare Acquisition, L.P.
- (104) Wayland Square Surgicare GP, Inc. holds a 40% general partnership interest and a 59% limited partnership interest in Wayland Square Surgicare Acquisition, L.P.
- (105) Northwest Surgicare, LLC holds a 51% general partnership interest and a 5% limited partnership interest in Northwest Surgicare, Ltd., an IL Limited Partnership
- (106) Surgery Center of Des Moines, LLC holds a 51% general partnership interest and a 14.85% limited partnership interest in Surgery Centers of Des Moines, Ltd., an IA Limited Partnership
- (107) TBD
- (108) Surgery Center of Louisville, LLC holds a 51% general partnership interest and a 14.4% limited partnership interest in Louisville S.C., Ltd.
- (109) TBD
- (110) Surgery Center of Easton, LLC holds a 57% general partnership interest in The Surgery Center of Easton, L.P.
- (111) TBD
- (112) TBD
- (113) The remaining 1% membership interest is owned by SCA Affiliates, LLC
- (114) TBD
- (115) TBD
- (116) TBD
- (117) SCA-Mt. Pleasant, LLC holds a 51% general partnership interest and a 44.41% limited partnership interest in Mt. Pleasant Surgery Center, L.P.
- (118) TBD
- (119) TBD
- (120) TBD
- (121) TBD
- (122) SCA-Citrus, Inc. holds a 52% general partnership interest and a 5% limited partnership interest in Citrus Regional Surgery Center, L.P.
- (123) SCA-Eugene, Inc. holds a 51% general partnership interest and a 41% limited partnership interest in McKenzie Surgery Center, L.P.
- (124) SCA-Merritt, LLC holds a 50.08% general partnership interest in Space Coast Surgery Center, Ltd.
- (125) SCA-Florence, LLC holds a 50% general partnership interest in Florence Surgery Center, L.P.
- (126) SCA-South Jersey, LLC holds a 51% general partnership interest and a 19.95% limited partnership interest in Surgical Center of South Jersey, Limited Partnership. SC Affiliates, LLC also holds a 0.73% limited partnership interest in Surgical Center of South Jersey, Limited Partnership.
- (127) SCA-Colorado Springs, LLC holds a 51% general partnership interest and a 44% limited partnership interest in Colorado Springs Surgery Center, Ltd.
- (128) TBD
- (129) TBD
- (130) TBD
- (131) TBD
- (132) TBD
- (133) Gadsden Surgery Center, LLC holds a 51% general partnership interest and a 6.5% limited partnership interest in Gadsden Surgery Center, Ltd.
- (134) TBD
- (135) SCA-Northeast Georgia Health, LLC holds a 51% general partnership interest and a 35% limited partnership interest in Gainesville Surgery Center, L.P.
- (136) TBD
- (137) TBD
- (138) TBD
- (139) TBD
- (140) TBD
- (141) SCA Stonegate Holdings, LLC holds a 52% general partnership interest in Stonegate Surgery Center, L.P.
- (142) TBD
- (143) TBD
- (144) Redlands Ambulatory Surgery Center holds a 51% general partnership interest and a 7.22% limited partnership interest in Inland Surgery Center, L.P. SC Affiliates also holds a 13.03% limited partnership interest in Inland Surgery Center, L.P.
- (145) Bakersfield-SC, LLC holds a 25% general partnership interest and a 71% limited partnership interest in Bakersfield Physicians Plaza Surgical Center, L.P.
- (146) Bakersfield Physicians Plaza Surgical Center, L.P. holds a 99% general partnership interest and Physicians Plaza Holdings, LLC holds a 1% limited partnership interest in Southwest Surgical Center of Bakersfield, L.P.
- (147) TBD
- (148) TBD
- (149) Muskogee Surgical Investors, LLC holds a 51% general partnership interest and a 17.5% limited partnership interest in Three Rivers Surgical Care, L.P.

STATEMENT AS OF JUNE 30, 2017 OF THE UnitedHealthcare Plan of the River Valley, Inc.

SCHEDULE Y
PART 1A - DETAIL OF INSURANCE HOLDING COMPANY SYSTEM

1	2	3	4	5	6	7	8	9	10	11	12	13	14	15	16
Group Code	Group Name	NAIC Company Code	ID Number	Federal RSSD	CIK	Name of Securities Exchange if Publicly Traded (U.S. or International)	Names of Parent, Subsidiaries Or Affiliates	Domiciliary Location	Relationship to Reporting Entity	Directly Controlled by (Name of Entity/Person)	Type of Control (Ownership, Board, Management, Attorney-in-Fact, Influence, Other)	If Control is Ownership Provide Percentage	Ultimate Controlling Entity(ies)/Person(s)	Is an SCA Filing Required? (Y/N)	*
		.0000	98-1308130		0001363851		1070715 B.C. Unlimited Liability Company	..CAN	..NIA	OptumRx Group Holdings, Inc.	Ownership	100.000	UnitedHealth Group Incorporated		
		.0000	27-2624551				310 Canyon Medical, LLC	..CA	..NIA	Monarch Management Services, Inc.	Ownership	100.000	UnitedHealth Group Incorporated		
		.0000	41-1913523				ACN Group IPA of New York, Inc.	..NY	..NIA	OptumHealth Care Solutions, LLC	Ownership	100.000	UnitedHealth Group Incorporated		
		.0000	27-0015861				ACN Group of California, Inc.	..CA	..IA	OptumHealth Care Solutions, LLC	Ownership	100.000	UnitedHealth Group Incorporated		
		.0000	11-3485985				Advanced Care Pharmacy, Inc.	..NY	..NIA	Advanced Care, Inc.	Ownership	100.000	UnitedHealth Group Incorporated		
		.0000	11-2997132				Advanced Care, Inc.	..NY	..NIA	BriovaRx Infusion Services, Inc.	Ownership	100.000	UnitedHealth Group Incorporated		
		.0000	26-4093335				Advanced Surgical Hospital, LLC	..NY	..NIA	SCA Southwestern PA, LLC	Ownership	51.000	UnitedHealth Group Incorporated		1
		.0000	47-5337115				Advocate Condell Ambulatory Surgery Center, LLC	..IL	..NIA	Advocate-SCA Partners, LLC	Ownership	81.645	UnitedHealth Group Incorporated		1
		.0000					Advocate Sherman Ambulatory Surgery Center, LLC	..IL	..NIA	Advocate-SCA Partners, LLC	Ownership	100.000	UnitedHealth Group Incorporated		
		.0000					Advocate-SCA Holdings, LLC	..DE	..NIA	Surgical Care Affiliates, LLC	Ownership	100.000	UnitedHealth Group Incorporated		
		.0000	47-4012497				Advocate-SCA Partners, LLC	..DE	..NIA	SCA-IIIinois, LLC	Ownership	51.000	UnitedHealth Group Incorporated		1
		.0000	35-2109566				AHN Central Services, LLC	..IN	..NIA	AHN Target Holdings, LLC	Ownership	100.000	UnitedHealth Group Incorporated		
		.0000	35-2582899				AHN Target Holdings, LLC	..DE	..NIA	Collaborative Care Holdings, LLC	Ownership	80.100	UnitedHealth Group Incorporated		1
		.0000	92-0080881				Alaska Surgery Center, Inc.	..AK	..NIA	SC Affiliates, LLC	Ownership	100.000	UnitedHealth Group Incorporated		
		.0000	22-3493126		0001461390		Alere Health Improvement Company	..DE	..NIA	Alere Health, LLC	Ownership	100.000	UnitedHealth Group Incorporated		
		.0000	26-2564744		0001460933		Alere Health, LLC	..DE	..NIA	OptumHealth Care Solutions, LLC	Ownership	100.000	UnitedHealth Group Incorporated		
		.0000	58-1873062		0001156286		Alere of New York, Inc.	..NY	..NIA	Optum Women's and Children's Health, LLC	Ownership	100.000	UnitedHealth Group Incorporated		
		.0000	20-0231080		0001355945		Alere Wellbeing, Inc.	..DE	..NIA	Optum Services, Inc.	Ownership	100.000	UnitedHealth Group Incorporated		
		.0000	54-1776557		0001460931		Alere Wellology, Inc.	..DE	..NIA	Alere Health, LLC	Ownership	100.000	UnitedHealth Group Incorporated		
.0707	UnitedHealth Group Incorporated	82406	35-1665915				All Savers Insurance Company	..IN	..IA	Golden Rule Financial Corporation	Ownership	100.000	UnitedHealth Group Incorporated		
.0707	UnitedHealth Group Incorporated	73130	35-1744596				All Savers Life Insurance Company of California	..CA	..IA	Golden Rule Financial Corporation	Ownership	100.000	UnitedHealth Group Incorporated		
		.0000	27-1367127				Alliance Surgical Center, LLC	..FL	..NIA	SCA-Alliance, LLC	Ownership	64.856	UnitedHealth Group Incorporated		1
		.0000	55-0802777				Ambient Healthcare of Central Florida, Inc.	..FL	..NIA	Ambient Healthcare, Inc.	Ownership	100.000	UnitedHealth Group Incorporated		
		.0000	55-0802779				Ambient Healthcare of Georgia, Inc.	..GA	..NIA	Ambient Healthcare, Inc.	Ownership	100.000	UnitedHealth Group Incorporated		
		.0000					Ambient Healthcare of Northeast Florida, Inc.	..FL	..NIA	Ambient Healthcare, Inc.	Ownership	100.000	UnitedHealth Group Incorporated		
		.0000	20-4881413				Ambient Healthcare of S. Florida, Inc.	..FL	..NIA	Ambient Healthcare, Inc.	Ownership	100.000	UnitedHealth Group Incorporated		
		.0000	33-1012700				Ambient Healthcare of West Florida, Inc.	..FL	..NIA	Ambient Healthcare, Inc.	Ownership	100.000	UnitedHealth Group Incorporated		
		.0000	55-0802774				Ambient Healthcare of West Florida, Inc.	..FL	..NIA	Ambient Healthcare, Inc.	Ownership	100.000	UnitedHealth Group Incorporated		
		.0000	65-1095227				Ambient Healthcare, Inc.	..FL	..NIA	Ambient Holdings, Inc.	Ownership	100.000	UnitedHealth Group Incorporated		
		.0000	45-2161438				Ambient Holdings, Inc.	..DE	..NIA	BriovaRx Infusion Services, Inc.	Ownership	100.000	UnitedHealth Group Incorporated		
		.0000	26-3738273				Ambient Nursing Services, Inc.	..FL	..NIA	Ambient Healthcare, Inc.	Ownership	100.000	UnitedHealth Group Incorporated		
		.0000	45-4770582				American Health Network of Indiana Care Organization, LLC	..IN	..NIA	AHN Target Holdings, LLC	Ownership	100.000	UnitedHealth Group Incorporated		
		.0000	35-1930805				American Health Network of Indiana II, LLC	..IN	..NIA	AHN Target Holdings, LLC	Ownership	100.000	UnitedHealth Group Incorporated		
		.0000	35-2108729				American Health Network of Indiana, LLC	..IN	..IA	AHN Target Holdings, LLC	Ownership	100.000	UnitedHealth Group Incorporated		
		.0000					American Health Network of Ohio Care Organization, LLC	..OH	..NIA	AHN Target Holdings, LLC	Ownership	100.000	UnitedHealth Group Incorporated		
		.0000	45-4132160				American Health Network of Ohio II, LLC	..OH	..NIA	AHN Target Holdings, LLC	Ownership	100.000	UnitedHealth Group Incorporated		
		.0000	31-1424956				American Health Network of Ohio, LLC	..OH	..NIA	AHN Target Holdings, LLC	Ownership	100.000	UnitedHealth Group Incorporated		
		.0000	31-1424957				American Health Network of Ohio, LLC	..OH	..NIA	AHN Target Holdings, LLC	Ownership	100.000	UnitedHealth Group Incorporated		
		.0000	54-1743136		0001122263		AmeriChoice Corporation	..DE	..NIA	UnitedHealth Group Incorporated	Ownership	100.000	UnitedHealth Group Incorporated		
		.0000	54-1743141				AmeriChoice Health Services, Inc.	..DE	..NIA	AmeriChoice Corporation	Ownership	100.000	UnitedHealth Group Incorporated		
.0707	UnitedHealth Group Incorporated	95497	22-3368602				AmeriChoice of New Jersey, Inc.	..NJ	..IA	AmeriChoice Corporation	Ownership	100.000	UnitedHealth Group Incorporated		
		.0000	98-1108620				Amico Saúde Ltda.	..BRA	..NIA	Amil Assistência Médica Internacional S.A.	Ownership	98.879	UnitedHealth Group Incorporated		
		.0000	98-1108620				Amico Saúde Ltda.	..BRA	..NIA	Cemed Care - Empresa de Atendimento Clínico Geral Ltda.	Ownership	1.121	UnitedHealth Group Incorporated		
		.0000			0001447698		Amil Assistência Médica Internacional S.A.	..BRA	..NIA	Polar II Fundo de Investimento em Participações Multiestratégia	Ownership	90.230	UnitedHealth Group Incorporated		2
		.0000	98-1109085				Amil Clinical Research Participações Ltda.	..BRA	..NIA	Esho - Empresa de Serviços Hospitalares S.A.	Ownership	99.950	UnitedHealth Group Incorporated		

STATEMENT AS OF JUNE 30, 2017 OF THE UnitedHealthcare Plan of the River Valley, Inc.

SCHEDULE Y
PART 1A - DETAIL OF INSURANCE HOLDING COMPANY SYSTEM

1	2	3	4	5	6	7	8	9	10	11	12	13	14	15	16
Group Code	Group Name	NAIC Company Code	ID Number	Federal RSSD	CIK	Name of Securities Exchange if Publicly Traded (U.S. or International)	Names of Parent, Subsidiaries Or Affiliates	Domiciliary Location	Relationship to Reporting Entity	Directly Controlled by (Name of Entity/Person)	Type of Control (Ownership, Board, Management, Attorney-in-Fact, Influence, Other)	If Control is Ownership Provide Percentage	Ultimate Controlling Entity(ies)/Person(s)	Is an SCA Filing Required? (Y/N)	*
		.00000	98-1109085				Amil Clinical Research Participações Ltda. ...	BRA	NIA	Cemed Care - Empresa de Atendimento Clínico Geral Ltda. ...	Ownership	0.050	UnitedHealth Group Incorporated		
		.00000	98-1138212				Amil International	LUX	NIA	Amil Assistência Médica Internacional S.A.	Ownership	100.000	UnitedHealth Group Incorporated		
		.00000	36-4210293				Antelope Valley Surgery Center, L.P.	CA	NIA	NSC Lancaster, LLC	Ownership	81.240	UnitedHealth Group Incorporated		3
		.00000	27-2068687				AppleCare Medical Management, LLC	DE	NIA	Collaborative Care Holdings, LLC	Ownership	100.000	UnitedHealth Group Incorporated		
		.00000	46-2728964				Arise Healthcare System, LLC	DE	NIA	SCA Austin Medical Center Holdings, LLC	Ownership	52.800	UnitedHealth Group Incorporated		1
		.00000	86-0813232				Arizona Physicians IPA, Inc.	AZ	IA	UnitedHealthcare, Inc.	Ownership	100.000	UnitedHealth Group Incorporated		
		.00000	46-3907136				ASC Connecticut Holdings, LLC	DE	NIA	Surgical Care Affiliates, LLC	Ownership	100.000	UnitedHealth Group Incorporated		
		.00000	95-4348431				ASC Holdings of New Jersey, LLC	NJ	NIA	SC Affiliates, LLC	Ownership	100.000	UnitedHealth Group Incorporated		
		.00000	90-0369702				ASC Network, LLC	DE	NIA	Surgical Care Affiliates, LLC	Ownership	100.000	UnitedHealth Group Incorporated		
		.00000	26-3878957				ASI Global, LLC	TX	NIA	FrontierMEDX, Inc.	Ownership	100.000	UnitedHealth Group Incorporated		
		.00000	45-4014891				AssuranceRx, LLC	AL	NIA	BriovaRx, LLC	Ownership	100.000	UnitedHealth Group Incorporated		
		.00000	47-0990056		0001529111		Athens ASC Holdings, LLC	GA	NIA	SCA Athens, LLC	Ownership	53.000	UnitedHealth Group Incorporated		1
		.00000	80-0368187				Audax Health Solutions, LLC	DE	NIA	Rally Health, Inc.	Ownership	100.000	UnitedHealth Group Incorporated		
		.00000	90-0632302				Aveta Arizona, Inc.	AZ	NIA	NAIM Holdings, Inc.	Ownership	100.000	UnitedHealth Group Incorporated		
		.00000	20-4057813		0001355487		Aveta Health Solutions Inc.	DE	NIA	NAIM Holdings, Inc.	Ownership	100.000	UnitedHealth Group Incorporated		
		.00000	27-2823524				Aveta Inc.	DE	NIA	Collaborative Care Holdings, LLC	Ownership	100.000	UnitedHealth Group Incorporated		
		.00000	36-4704309				Aveta Kansas City, Inc.	KS	NIA	NAIM Holdings, Inc.	Ownership	100.000	UnitedHealth Group Incorporated		
		.00000	30-0842394				Aveta Tennessee, Inc.	DE	NIA	NAIM Holdings, Inc.	Ownership	100.000	UnitedHealth Group Incorporated		
		.00000	61-1708598				AxelaCare Intermediate Holdings, LLC	DE	NIA	OptumRx, Inc.	Ownership	100.000	UnitedHealth Group Incorporated		
		.00000	72-1097827				AxelaCare, LLC	DE	NIA	AxelaCare Intermediate Holdings, LLC	Ownership	100.000	UnitedHealth Group Incorporated		
		.00000	62-1601443				B.R.A.S.S. Partnership in Commendam	LA	NIA	Surgery Center Holding, LLC	Ownership	74.940	UnitedHealth Group Incorporated		4
		.00000	62-1601445				Bakersfield Physicians Plaza Surgical Center, L.P.	TN	NIA	Bakersfield-SC, LLC	Ownership	96.000	UnitedHealth Group Incorporated		5
		.00000	47-4504390				Bakersfield-SC, LLC	DE	NIA	SC Affiliates, LLC	Ownership	100.000	UnitedHealth Group Incorporated		
		.00000	88-0267857				Beach Surgical Holdings III, LLC	CA	NIA	Surgicare of La Veta, Inc.	Ownership	68.860	UnitedHealth Group Incorporated		1
		.00000	63-0847380				Behavioral Healthcare Options, Inc.	NV	NIA	Sierra Health Services, Inc.	Ownership	100.000	UnitedHealth Group Incorporated		
		.00000	20-5337793				Birmingham Outpatient Surgical Center, LLC	DE	NIA	Surgery Center Holding, LLC	Ownership	100.000	UnitedHealth Group Incorporated		
		.00000	05-0359457				Blackstone Valley Surgicare Acquisition, L.P.	RI	NIA	Blackstone Valley Surgicare GP, LLC	Ownership	99.000	UnitedHealth Group Incorporated		6
		.00000	27-2241593				Blackstone Valley Surgicare GP, LLC	RI	NIA	Surgery Center Holding, LLC	Ownership	100.000	UnitedHealth Group Incorporated		
		.00000	98-1112673				Blue Ridge GP, LLC	NC	NIA	SCA-Blue Ridge, LLC	Ownership	100.000	UnitedHealth Group Incorporated		
		.00000	98-1112673				Bosque Medical Center Ltda.	BRA	NIA	Amil Assistência Médica Internacional S.A.	Ownership	82.147	UnitedHealth Group Incorporated		
		.00000	75-2196224				Bosque Medical Center Ltda.	BRA	NIA	Esho - Empresa de Serviços Hospitalares S.A.	Ownership	17.853	UnitedHealth Group Incorporated		
		.00000	27-0668812				Brevard Specialty Surgery Center, LLC	FL	NIA	Melbourne Surgery Center, LLC	Ownership	100.000	UnitedHealth Group Incorporated		
		.00000	26-2565032				BriovaRx Infusion Services 301, LP	OK	NIA	BriovaRx Infusion Services, Inc.	Ownership	99.950	UnitedHealth Group Incorporated		38
		.00000	20-3741084				BriovaRx Infusion Services 302, LLC	NE	NIA	BriovaRx Infusion Services, Inc.	Ownership	100.000	UnitedHealth Group Incorporated		
		.00000	02-0653265				BriovaRx Infusion Services 305, LLC	DE	NIA	BriovaRx Infusion Services, Inc.	Ownership	100.000	UnitedHealth Group Incorporated		
		.00000	26-4312858				BriovaRx Infusion Services 308, LLC	AZ	NIA	SCP Specialty Infusion, LLC	Ownership	100.000	UnitedHealth Group Incorporated		
		.00000	47-0941801				BriovaRx Infusion Services 401, LLC	CA	NIA	SCP Specialty Infusion, LLC	Ownership	100.000	UnitedHealth Group Incorporated		
		.00000	93-1103256				BriovaRx Infusion Services 402, LLC	CA	NIA	SCP Specialty Infusion, LLC	Ownership	100.000	UnitedHealth Group Incorporated		
		.00000	27-3918706				BriovaRx Infusion Services 403, LLC	CA	NIA	SCP Specialty Infusion, LLC	Ownership	100.000	UnitedHealth Group Incorporated		
		.00000	20-4515146				BriovaRx Infusion Services 404, LLC	OR	NIA	SCP Specialty Infusion, LLC	Ownership	100.000	UnitedHealth Group Incorporated		
		.00000	11-3647935		0001507772		BriovaRx of Florida, Inc.	DE	NIA	AxelaCare, LLC	Ownership	100.000	UnitedHealth Group Incorporated		
		.00000	27-1930321				BriovaRx of Georgia, LLC	GA	NIA	Salveo Specialty Pharmacy, Inc.	Ownership	100.000	UnitedHealth Group Incorporated		
		.00000	46-2731176				BriovaRx of Hawaii, LLC	HI	NIA	OptumRx PBM of Illinois, Inc.	Ownership	100.000	UnitedHealth Group Incorporated		
		.00000	46-2790537				BriovaRx of Indiana, LLC	IN	NIA	OptumRx PBM of Illinois, Inc.	Ownership	100.000	UnitedHealth Group Incorporated		
		.00000	01-0516051		0001601630		BriovaRx of Louisiana, LLC	LA	NIA	BriovaRx, LLC	Ownership	100.000	UnitedHealth Group Incorporated		
		.00000					BriovaRx of Maine, Inc.	ME	NIA	OptumRx PBM of Illinois, Inc.	Ownership	100.000	UnitedHealth Group Incorporated		

STATEMENT AS OF JUNE 30, 2017 OF THE UnitedHealthcare Plan of the River Valley, Inc.

SCHEDULE Y
PART 1A - DETAIL OF INSURANCE HOLDING COMPANY SYSTEM

1	2	3	4	5	6	7	8	9	10	11	12	13	14	15	16
Group Code	Group Name	NAIC Company Code	ID Number	Federal RSSD	CIK	Name of Securities Exchange if Publicly Traded (U.S. or International)	Names of Parent, Subsidiaries Or Affiliates	Domiciliary Location	Relationship to Reporting Entity	Directly Controlled by (Name of Entity/Person)	Type of Control (Ownership, Board, Management, Attorney-in-Fact, Influence, Other)	If Control is Ownership Provide Percentage	Ultimate Controlling Entity(ies)/Person(s)	Is an SCA Filing Required? (Y/N)	*
		.0000	27-3331130				BriovaRx of Massachusetts, LLC	MA	NIA	OptumRx PBM of Illinois, Inc.	Ownership	100.000	UnitedHealth Group Incorporated		
		.0000	45-2532834				BriovaRx of Nevada, LLC	NV	NIA	OptumRx PBM of Illinois, Inc.	Ownership	100.000	UnitedHealth Group Incorporated		
		.0000	74-3103518				BriovaRx of New York, Inc.	NY	NIA	Salveo Specialty Pharmacy, Inc.	Ownership	100.000	UnitedHealth Group Incorporated		
		.0000	20-2719823				BriovaRx of Texas, Inc.	TX	NIA	BriovaRx of Florida, Inc.	Ownership	100.000	UnitedHealth Group Incorporated		
		.0000	55-0824381		0001601629		BriovaRx, LLC	AL	NIA	BriovaRx of Maine, Inc.	Ownership	100.000	UnitedHealth Group Incorporated		
		.0000	52-1597484				Camp Hill-SCA Centers, LLC	DE	NIA	SC Affiliates, LLC	Ownership	100.000	UnitedHealth Group Incorporated		
		.0000	46-1981651				Cardio Management, Inc.	DE	NIA	OrthoNet Holdings, Inc.	Ownership	100.000	UnitedHealth Group Incorporated		
		.0000	20-8375685				Care Improvement Plus Group Management, LLC	MD	NIA	XLHealth Corporation	Ownership	100.000	UnitedHealth Group Incorporated		
.0707	UnitedHealth Group Incorporated	.12558	45-4976934				Care Improvement Plus of Texas Insurance Company	TX	IA	XLHealth Corporation	Ownership	100.000	UnitedHealth Group Incorporated		
.0707	UnitedHealth Group Incorporated	.12567	20-3888112				Care Improvement Plus South Central Insurance Company	AR	IA	XLHealth Corporation	Ownership	100.000	UnitedHealth Group Incorporated		
.0707	UnitedHealth Group Incorporated	.14041	27-5038136				Care Improvement Plus Wisconsin Insurance Company	WI	IA	XLHealth Corporation	Ownership	100.000	UnitedHealth Group Incorporated		
		.0000	98-1328471				Casa de Saúde Santa Therezinha S.A.	BRA	NIA	Hospital Alvorada de Taguatinga Ltda.	Ownership	100.000	UnitedHealth Group Incorporated		
		.0000	20-5807941				Catalyst360, LLC	DE	NIA	Optum Services, Inc.	Ownership	100.000	UnitedHealth Group Incorporated		
		.0000	46-0666840		0001600768		Catamaran Health Solutions, LLC	DE	NIA	OptumRx Administrative Services, LLC	Ownership	100.000	UnitedHealth Group Incorporated		
		.0000	80-0870454		0001600637		Catamaran Holdings I, LLC	DE	NIA	OptumRx Group Holdings, Inc.	Ownership	100.000	UnitedHealth Group Incorporated		
		.0000	20-0218027				Catamaran IPA III, Inc.	NY	NIA	Catamaran PBM of Illinois II, Inc.	Ownership	100.000	UnitedHealth Group Incorporated		
		.0000	27-4241298				Catamaran Mail, LLC	DE	NIA	Catamaran Health Solutions, LLC	Ownership	100.000	UnitedHealth Group Incorporated		
		.0000	27-3419292				Catamaran of Pennsylvania, LLC	DE	NIA	Catamaran Health Solutions, LLC	Ownership	100.000	UnitedHealth Group Incorporated		
		.0000	36-4049815		0001600742		Catamaran PBM of Illinois II, Inc.	IL	NIA	OptumRx PBM of Maryland, LLC	Ownership	100.000	UnitedHealth Group Incorporated		
		.0000	26-1424534				Catamaran PBM of Puerto Rico, LLC	NV	NIA	OptumRx PBM of Maryland, LLC	Ownership	100.000	UnitedHealth Group Incorporated		
		.0000	16-1767416				Catamaran PD of Pennsylvania, LLC	PA	NIA	Catamaran Health Solutions, LLC	Ownership	100.000	UnitedHealth Group Incorporated		
		.0000	26-1438879				Catamaran PD of Puerto Rico, LLC	NV	NIA	OptumRx PBM of Maryland, LLC	Ownership	100.000	UnitedHealth Group Incorporated		
		.0000	26-3633484		0001601643		Catamaran Rebate Management, Inc.	NV	NIA	OptumRx PBM of Maryland, LLC	Ownership	100.000	UnitedHealth Group Incorporated		
		.0000	98-1069737		0001600973		Catamaran S.á.r.l.	LUX	NIA	OptumRx Group Holdings, Inc.	Ownership	100.000	UnitedHealth Group Incorporated		
		.0000	26-0543382				Catamaran Senior Services, LLC	AL	NIA	Optum Hospice Pharmacy Services, LLC	Ownership	100.000	UnitedHealth Group Incorporated		
		.0000	27-2533497				Cedar Park Surgery Center, LLC	TX	NIA	SCA Cedar Park Holdings, LLC	Ownership	55.500	UnitedHealth Group Incorporated		1
		.0000	98-1111491				Cemed Care - Empresa de Atendimento Clínico Geral Ltda.	BRA	NIA	Amil Assistência Médica Internacional S.A.	Ownership	100.000	UnitedHealth Group Incorporated		
		.0000	98-1111491				Cemed Care - Empresa de Atendimento Clínico Geral Ltda.	BRA	NIA	Amico Saúde Ltda.	Ownership	0.000	UnitedHealth Group Incorporated		
		.0000	45-4131797				Central Indiana Care Organization, LLC	IN	NIA	AHN Target Holdings, LLC	Ownership	100.000	UnitedHealth Group Incorporated		
		.0000	45-5600514				Central Ohio Care Organization, LLC	OH	NIA	AHN Target Holdings, LLC	Ownership	100.000	UnitedHealth Group Incorporated		
		.0000	98-1310461				Centro Médico PJ Ltda.	BRA	NIA	Esho - Empresa de Serviços Hospitalares S.A.	Ownership	100.000	UnitedHealth Group Incorporated		
		.0000	98-1310461				Centro Médico PJ Ltda.	BRA	NIA	Cemed Care - Empresa de Atendimento Clínico Geral Ltda.	Ownership	0.000	UnitedHealth Group Incorporated		
		.0000	46-1454664				Channel Islands Surgicenter Properties, LLC	CA	NIA	SCA Holding Company, Inc.	Ownership	62.743	UnitedHealth Group Incorporated		1
		.0000	62-1262567				Charlotte-SC, LLC	DE	NIA	SC Affiliates, LLC	Ownership	100.000	UnitedHealth Group Incorporated		
		.0000	26-2389638				Childrens Surgery Center, LLC	FL	NIA	SCA-Central Florida, LLC	Ownership	52.202	UnitedHealth Group Incorporated		1
		.0000	98-1093539				ChinaGate (Hong Kong) Limited	HKG	NIA	Optum, Inc.	Ownership	100.000	UnitedHealth Group Incorporated		
		.0000	98-1094627				ChinaGate Company Limited	CHN	NIA	ChinaGate (Hong Kong) Limited	Ownership	100.000	UnitedHealth Group Incorporated		
		.0000	62-1510209				Citrus Regional Surgery Center, L.P.	TN	NIA	SCA-Citrus, Inc.	Ownership	57.000	UnitedHealth Group Incorporated		7
		.0000	98-1350667				Clínica Médico Cirúrgica de Santa Tecla, S.A.	PRT	NIA	Lusidas, SGPS, S.A.	Ownership	96.500	UnitedHealth Group Incorporated		1
		.0000	98-1337965				Clínica Oftalmologica Danilo de Castro Sociedade Simples	BRA	NIA	Hospital Alvorada de Taguatinga Ltda.	Ownership	99.667	UnitedHealth Group Incorporated		
		.0000	98-1337965				Clínica Oftalmologica Danilo de Castro Sociedade Simples	BRA	NIA	Lotten-Eyes Oftalmologia Clínica e Cirúrgica Ltda.	Ownership	0.333	UnitedHealth Group Incorporated		
		.0000	98-1350671				CLISA - Clínica de Santo Antônio, S.A.	PRT	NIA	Lusidas, SGPS, S.A.	Ownership	91.400	UnitedHealth Group Incorporated		1
		.0000	98-1337968				CMO - Centro Médico de Oftalmologia S/S Ltda.	BRA	NIA	Hospital Alvorada de Taguatinga Ltda.	Ownership	99.000	UnitedHealth Group Incorporated		

STATEMENT AS OF JUNE 30, 2017 OF THE UnitedHealthcare Plan of the River Valley, Inc.

SCHEDULE Y
PART 1A - DETAIL OF INSURANCE HOLDING COMPANY SYSTEM

1	2	3	4	5	6	7	8	9	10	11	12	13	14	15	16
Group Code	Group Name	NAIC Company Code	ID Number	Federal RSSD	CIK	Name of Securities Exchange if Publicly Traded (U.S. or International)	Names of Parent, Subsidiaries Or Affiliates	Domiciliary Location	Relationship to Reporting Entity	Directly Controlled by (Name of Entity/Person)	Type of Control (Ownership, Board, Management, Attorney-in-Fact, Influence, Other)	If Control is Ownership Provide Percentage	Ultimate Controlling Entity(ies)/Person(s)	Is an SCA Filing Required? (Y/N)	*
		.0000	98-1337968				CMO – Centro Médico de Oftalmologia S/S Ltda.	.BRA	NIA	Lotten-Eyes Oftalmologia Clinica e Cirurgica Ltda.	Ownership	1.000	UnitedHealth Group Incorporated		
		.0000	98-1277015				CMS – Central de Manipulação e Serviços Farmacêuticos S.A.	.BRA	NIA	COI – Clínicas Oncológicas Integradas S.A.	Ownership	100.000	UnitedHealth Group Incorporated		
		.0000	71-0873411				CNIC Health Solutions, Inc.	.CO	NIA	Rocky Mountain HealthCare Options, Inc.	Ownership	100.000	UnitedHealth Group Incorporated		
		.0000	56-2674371				Coachella Valley Physicians of PrimeCare, Inc.	.CA	NIA	PrimeCare Medical Network, Inc.	Ownership	100.000	UnitedHealth Group Incorporated		
		.0000	27-1193028				Coalition for Advanced Pharmacy Services, Inc.	.DE	NIA	Catamaran Health Solutions, LLC	Ownership	100.000	UnitedHealth Group Incorporated		
		.0000	98-1276040				COI – Clínicas Oncológicas Integradas S.A.	.BRA	NIA	COI Participações S.A.	Ownership	100.000	UnitedHealth Group Incorporated		
		.0000	98-1275801				COI Participações S.A.	.BRA	NIA	Esho – Empresa de Serviços Hospitalares S.A.	Ownership	87.270	UnitedHealth Group Incorporated		
		.0000	98-1275801				COI Participações S.A.	.BRA	NIA	COI Participações S.A.	Ownership	12.730	UnitedHealth Group Incorporated		
		.0000	27-2337616				Collaborative Care Holdings, LLC	.DE	NIA	OptumHealth Holdings, LLC	Ownership	100.000	UnitedHealth Group Incorporated		
		.0000	27-2337487				Collaborative Care Services, Inc.	.DE	NIA	Collaborative Care Holdings, LLC	Ownership	100.000	UnitedHealth Group Incorporated		
		.0000	27-3470466				Collaborative Care Solutions, LLC	.DE	NIA	Collaborative Care Services, Inc.	Ownership	100.000	UnitedHealth Group Incorporated		
		.0000	45-2614005				Collaborative Realty, LLC	.NY	NIA	Collaborative Care Holdings, LLC	Ownership	100.000	UnitedHealth Group Incorporated		
		.0000	84-1160450				Colorado Springs Surgery Center, Ltd.	.CO	NIA	SCA-Colorado Springs, LLC	Ownership	51.000	UnitedHealth Group Incorporated		8
		.0000	11-3647007				Comfort Care Transportation, LLC	.TX	NIA	WellMed Medical Management, Inc.	Ownership	100.000	UnitedHealth Group Incorporated		
		.0000	06-1592173				Connecticut Surgery Center, Limited Partnership	.CT	NIA	Connecticut Surgical Center, LLC	Ownership	51.000	UnitedHealth Group Incorporated		9
		.0000	26-1313646				Connecticut Surgery Properties, LLC	.DE	NIA	Connecticut Surgical Center, LLC	Ownership	100.000	UnitedHealth Group Incorporated		
		.0000	06-1156342				Connecticut Surgical Center, LLC	.DE	NIA	Surgical Care Affiliates, LLC	Ownership	75.000	UnitedHealth Group Incorporated		38
		.0000	20-5654789				Crescent Drug Corp.	.NY	NIA	Salveo Specialty Pharmacy, Inc.	Ownership	100.000	UnitedHealth Group Incorporated		
		.0000	26-0080565				Cypress Care, Inc.	.DE	NIA	Healthcare Solutions, Inc.	Ownership	100.000	UnitedHealth Group Incorporated		
		.0000	52-1811176				Day-Op Surgery Consulting Company, LLC	.DE	NIA	ProHEALTH Medical Management, LLC	Ownership	100.000	UnitedHealth Group Incorporated		
		.0000	52-1811176				DBP Services of New York IPA, Inc.	.NY	NIA	Dental Benefit Providers, Inc.	Ownership	100.000	UnitedHealth Group Incorporated		
		.0000	52-1452809				Dental Benefit Providers of California, Inc.	.CA	IA	Dental Benefit Providers, Inc.	Ownership	100.000	UnitedHealth Group Incorporated		
.0707	UnitedHealth Group Incorporated	.52053	36-4008355				Dental Benefit Providers of Illinois, Inc.	.IL	IA	Dental Benefit Providers, Inc.	Ownership	100.000	UnitedHealth Group Incorporated		
		.0000	41-2014834				Dental Benefit Providers, Inc.	.DE	NIA	United HealthCare Services, Inc.	Ownership	100.000	UnitedHealth Group Incorporated		
		.0000	34-2064423				Diagnostic and Interventional Surgical Center, LLC	.CA	NIA	SCA-Marina Del Ray LLC	Ownership	51.000	UnitedHealth Group Incorporated		1
		.0000	98-1285762				Dilab Medicina Nuclear Ltda.	.BRA	NIA	Esho – Empresa de Serviços Hospitalares S.A.	Ownership	85.000	UnitedHealth Group Incorporated		38
		.0000	27-4245123				DISC Surgery Center at Newport Beach, LLC	.CA	NIA	SCA-Newport Beach, LLC	Ownership	51.000	UnitedHealth Group Incorporated		1
		.0000	30-0238641				Distance Learning Network, Inc.	.DE	NIA	OptumHealth Holdings, LLC	Ownership	100.000	UnitedHealth Group Incorporated		
		.0000	27-2103713				Dublin Surgery Center, LLC	.OH	NIA	SCA-Dublin, LLC	Ownership	56.000	UnitedHealth Group Incorporated		1
		.0000	59-3625966				Duncan Printing Services, LLC	.SC	NIA	UnitedHealthcare Insurance Company	Ownership	100.000	UnitedHealth Group Incorporated		
		.0000	59-3705426				DWIC of Tampa Bay, Inc.	.FL	NIA	MedExpress Development, LLC	Ownership	100.000	UnitedHealth Group Incorporated		
		.0000	02-0593133				E Street Endoscopy, LLC	.FL	NIA	West Coast Endoscopy Holdings, LLC	Ownership	51.000	UnitedHealth Group Incorporated		1
		.0000	71-0923682				East Brunswick Surgery Center, LLC	.NJ	NIA	ASC Holdings of New Jersey, LLC	Ownership	51.000	UnitedHealth Group Incorporated		1
		.0000	84-1162764				eCode Solutions, LLC	.DE	NIA	Surgical Care Affiliates, LLC	Ownership	100.000	UnitedHealth Group Incorporated		
		.0000	98-1103713				Electronic Network Systems, Inc.	.DE	NIA	OptumInsight, Inc.	Ownership	100.000	UnitedHealth Group Incorporated		
		.0000	98-1103713				ELG FZE	.ARE	NIA	FrontierMEDEX Limited	Ownership	100.000	UnitedHealth Group Incorporated		
		.0000	98-1339173				Elual Participações S.A.	.BRA	NIA	Amil Assistência Médica Internacional S.A.	Ownership	60.000	UnitedHealth Group Incorporated		
		.0000	98-1339173				Elual Participações S.A.	.BRA	NIA	Esho – Empresa de Serviços Hospitalares S.A.	Ownership	40.000	UnitedHealth Group Incorporated		
		.0000	47-3495605				Empire Physician Management Company, LLC	.CA	NIA	North American Medical Management California, Inc.	Ownership	100.000	UnitedHealth Group Incorporated		
		.0000	47-3495605				Endoscopy Center Affiliates, Inc.	.DE	NIA	National Surgery Centers, LLC	Ownership	100.000	UnitedHealth Group Incorporated		
		.0000					EP Campus I, LLC	.DE	NIA	UnitedHealthcare Insurance Company	Ownership	100.000	UnitedHealth Group Incorporated		

STATEMENT AS OF JUNE 30, 2017 OF THE UnitedHealthcare Plan of the River Valley, Inc.

SCHEDULE Y
PART 1A - DETAIL OF INSURANCE HOLDING COMPANY SYSTEM

1	2	3	4	5	6	7	8	9	10	11	12	13	14	15	16
Group Code	Group Name	NAIC Company Code	ID Number	Federal RSSD	CIK	Name of Securities Exchange if Publicly Traded (U.S. or International)	Names of Parent, Subsidiaries Or Affiliates	Domi-ciliary Location	Relation-ship to Reporting Entity	Directly Controlled by (Name of Entity/Person)	Type of Control (Ownership, Board, Management, Attorney-in-Fact, Influence, Other)	If Control is Ownership Provide Percentage	Ultimate Controlling Entity(ies)/Person(s)	Is an SCA Filing Re-quired? (Y/N)	*
		.00000	98-1111172				Esho – Empresa de Serviços Hospitalares S.A.	.BRA	.NIA	Amil Assistência Médica Internacional S.A.	Ownership	.99.610	UnitedHealth Group Incorporated		.39
		.00000	98-1122399				Etho – Empresa de Tecnologia Hospitalar Ltda.	.BRA	.NIA	Amil Assistência Médica Internacional S.A.	Ownership	.82.640	UnitedHealth Group Incorporated		.38
		.00000	86-0964571				Evercare Collaborative Solutions, Inc.	.DE	.NIA	Ovations, Inc.	Ownership	100.000	UnitedHealth Group Incorporated		
		.00000	98-1111239				Excellion Serviços Biomédicos Ltda.	.BRA	.NIA	Esho – Empresa de Serviços Hospitalares S.A.	Ownership	100.000	UnitedHealth Group Incorporated		
		.00000	98-1111239				Excellion Serviços Biomédicos Ltda.	.BRA	.NIA	Cemed Care – Empresa de Atendimento Clínico Geral Ltda.	Ownership	.0.000	UnitedHealth Group Incorporated		
		.00000	11-3669765				Executive Health Resources, Inc.	.PA	.NIA	OptumInsight, Inc.	Ownership	100.000	UnitedHealth Group Incorporated		
		.00000	30-0701899				Executive Surgery Center, LLC	.TX	.NIA	SCA-Houston Executive, LLC	Ownership	55.000	UnitedHealth Group Incorporated		.1
		.00000	98-1259260				Exploration for Mine Clearance LLC	.JRO	.NIA	FrontierMEDEX Limited	Ownership	100.000	UnitedHealth Group Incorporated		
		.00000	88-0223385				Family Health Care Services	.NV	.NIA	Sierra Health Services, Inc.	Ownership	100.000	UnitedHealth Group Incorporated		
		.00000	88-0257036				Family Home Hospice, Inc.	.NV	.NIA	Sierra Health Services, Inc.	Ownership	100.000	UnitedHealth Group Incorporated		
		.00000	26-4106571				First Rx Specialty and Mail Services, LLC	.DE	.NIA	Catamaran Health Solutions, LLC	Ownership	100.000	UnitedHealth Group Incorporated		
		.00000	62-1551098				Florence Surgery Center, L.P.	.AL	.NIA	SCA-Florence, LLC	Ownership	50.000	UnitedHealth Group Incorporated		.10
		.00000	35-2456267				FMG Holdings, LLC	.DE	.NIA	UnitedHealth Group Incorporated	Ownership	100.000	UnitedHealth Group Incorporated		
		.00000	86-0908902				For Health of Arizona, Inc.	.AZ	.NIA	For Health, Inc.	Ownership	100.000	UnitedHealth Group Incorporated		
		.00000	33-0766617				For Health, Inc.	.DE	.NIA	Inspiris, Inc.	Ownership	100.000	UnitedHealth Group Incorporated		
		.00000	20-3412606				Franklin Surgical Center, LLC	.NJ	.NIA	SCA-Franklin, LLC	Ownership	55.000	UnitedHealth Group Incorporated		.1
		.00000	98-1172769				Frontier Medex Tanzania Limited	.TZA	.NIA	UnitedHealthcare Global Medical (UK) Limited	Ownership	99.000	UnitedHealth Group Incorporated		.1
		.00000	68-0679514				FrontierMEDEX (RMS), Inc.	.DE	.NIA	FMG Holdings, LLC	Ownership	100.000	UnitedHealth Group Incorporated		
		.00000	45-5339512				FrontierMEDEX Government Services, LLC	.DE	.NIA	FMG Holdings, LLC	Ownership	100.000	UnitedHealth Group Incorporated		
		.00000	98-1147103				FrontierMEDEX Kenya Limited	.KEN	.NIA	UnitedHealthcare Global Medical (UK) Limited	Ownership	99.900	UnitedHealth Group Incorporated		
		.00000	98-1147103				FrontierMEDEX Kenya Limited	.KEN	.NIA	UnitedHealthcare International B.V.	Ownership	.0.100	UnitedHealth Group Incorporated		
		.00000	98-1101521				FrontierMEDEX Limited	.JRO	.NIA	UnitedHealthcare Global Medical (UK) Limited	Ownership	100.000	UnitedHealth Group Incorporated		
		.00000	33-1219808				FrontierMEDEX US, Inc.	.DE	.NIA	FMG Holdings, LLC	Ownership	100.000	UnitedHealth Group Incorporated		
		.00000	52-2230470				FrontierMEDEX, Inc.	.MN	.NIA	FrontierMEDEX US, Inc.	Ownership	100.000	UnitedHealth Group Incorporated		
		.00000	63-0833765				Gadsden Surgery Center, LLC	.DE	.NIA	SC Affiliates, LLC	Ownership	100.000	UnitedHealth Group Incorporated		
		.00000	62-1488653				Gadsden Surgery Center, Ltd.	.AL	.NIA	Gadsden Surgery Center, LLC	Ownership	51.000	UnitedHealth Group Incorporated		.11
		.00000	62-1600268				Gainesville Surgery Center, L.P.	.TN	.NIA	SCA-Northeast Georgia Health, LLC	Ownership	51.000	UnitedHealth Group Incorporated		.12
		.00000	37-0920164				gethealthinsurance.com Agency Inc.	.IN	.NIA	Golden Rule Financial Corporation	Ownership	100.000	UnitedHealth Group Incorporated		
		.00000	65-1025514				Gladiolus Surgery Center, L.L.C.	.FL	.NIA	SCA-Gladiolus, LLC	Ownership	50.000	UnitedHealth Group Incorporated		.1
		.00000	62-1601450				Glenwood-SC, Inc.	.TN	.NIA	SC Affiliates, LLC	Ownership	100.000	UnitedHealth Group Incorporated		
		.00000	20-3420886				Golden Outlook, Inc.	.CA	.NIA	Collaborative Care Holdings, LLC	Ownership	100.000	UnitedHealth Group Incorporated		
		.00000	37-0855360				Golden Rule Financial Corporation	.DE	.NIA	UnitedHealth Group Incorporated	Ownership	100.000	UnitedHealth Group Incorporated		
.0707	UnitedHealth Group Incorporated	.62286	37-6028756	3057283			Golden Rule Insurance Company	.IN	.IA	Golden Rule Financial Corporation	Ownership	100.000	UnitedHealth Group Incorporated		
		.00000	33-0529450				Golden Triangle Surgicenter, L.P.	.CA	.NIA	Surgery Centers-West Holdings, LLC	Ownership	71.000	UnitedHealth Group Incorporated		.13
		.00000	01-0619096				Grove Place Surgery Center, L.L.C.	.FL	.NIA	SCA-Grove Place, LLC	Ownership	52.580	UnitedHealth Group Incorporated		.1
		.00000	98-0213198				H&W Indemnity (SPC), Ltd.	.CVM	.NIA	UnitedHealth Group Incorporated	Ownership	100.000	UnitedHealth Group Incorporated		
		.00000	26-1227494				H.I. Investments Holding Company, LLC	.DE	.NIA	Health Inventures, LLC	Ownership	100.000	UnitedHealth Group Incorporated		
.0707	UnitedHealth Group Incorporated	.79480	35-1279304				Harken Health Insurance Company	.WI	.IA	UnitedHealthcare, Inc.	Ownership	100.000	UnitedHealth Group Incorporated		
		.00000					Hartford Surgery Center, LLC	.CT	.NIA	SunSurgery, LLC	Ownership	100.000	UnitedHealth Group Incorporated		
		.00000	23-2171049				Health Business Systems, Inc.	.PA	.NIA	OptumRx Administrative Services, LLC	Ownership	100.000	UnitedHealth Group Incorporated		
		.00000	20-5944768				Health Inventures Employment Solutions, LLC	.DE	.NIA	Health Inventures, LLC	Ownership	100.000	UnitedHealth Group Incorporated		
		.00000	04-3723090				Health Inventures, LLC	.DE	.NIA	SC Affiliates, LLC	Ownership	100.000	UnitedHealth Group Incorporated		
		.00000	98-0153069				Health Net Services (Bermuda) Ltd.	.BMU	.NIA	Oxford Health Plans LLC	Ownership	100.000	UnitedHealth Group Incorporated		
.0707	UnitedHealth Group Incorporated	.96342	88-0201035				Health Plan of Nevada, Inc.	.NV	.IA	Sierra Health Services, Inc.	Ownership	100.000	UnitedHealth Group Incorporated		
		.00000	95-4763349				HealthAllies, Inc.	.DE	.NIA	OptumHealth Holdings, LLC	Ownership	100.000	UnitedHealth Group Incorporated		
		.00000	77-0693060				Healthcare Solutions, Inc.	.DE	.NIA	OptumRx Administrative Services, LLC	Ownership	100.000	UnitedHealth Group Incorporated		
		.00000	84-1472832				Highlands Ranch Healthcare, LLC	.CO	.NIA	Urgent Care MSO, LLC	Ownership	100.000	UnitedHealth Group Incorporated		

STATEMENT AS OF JUNE 30, 2017 OF THE UnitedHealthcare Plan of the River Valley, Inc.

SCHEDULE Y
PART 1A - DETAIL OF INSURANCE HOLDING COMPANY SYSTEM

1	2	3	4	5	6	7	8	9	10	11	12	13	14	15	16
Group Code	Group Name	NAIC Company Code	ID Number	Federal RSSD	CIK	Name of Securities Exchange if Publicly Traded (U.S. or International)	Names of Parent, Subsidiaries Or Affiliates	Domiciliary Location	Relationship to Reporting Entity	Directly Controlled by (Name of Entity/Person)	Type of Control (Ownership, Board, Management, Attorney-in-Fact, Influence, Other)	If Control is Ownership Provide Percentage	Ultimate Controlling Entity(ies)/Person(s)	Is an SCA Filing Required? (Y/N)	*
		.0000	20-8910978				Hospice Inspiris Holdings, Inc.	TN	NIA	Inspiris, Inc.	Ownership	100.000	UnitedHealth Group Incorporated		
		.0000	98-1286038				Hospitais Associados de Pernambuco Ltda.	BRA	NIA	Esho - Empresa de Serviços Hospitalares S.A.	Ownership	90.000	UnitedHealth Group Incorporated		38
		.0000	98-1111920				Hospital Alvorada de Taguatinga Ltda.	BRA	NIA	Amil Assistência Médica Internacional S.A.	Ownership	87.750	UnitedHealth Group Incorporated		
		.0000	98-1111920				Hospital Alvorada de Taguatinga Ltda.	BRA	NIA	Bosque Medical Center Ltda.	Ownership	12.250	UnitedHealth Group Incorporated		
		.0000	98-1310065				Hospital de Clínicas de Jacarepaguá Ltda.	BRA	NIA	Esho - Empresa de Serviços Hospitalares S.A.	Ownership	100.000	UnitedHealth Group Incorporated		
		.0000	98-1310065				Hospital de Clínicas de Jacarepaguá Ltda.	BRA	NIA	Cemed Care - Empresa de Atendimento Clínico Geral Ltda.	Ownership	0.000	UnitedHealth Group Incorporated		
		.0000	98-1328324				Hospital Samaritano de São Paulo Ltda.	BRA	NIA	Esho - Empresa de Serviços Hospitalares S.A.	Ownership	100.000	UnitedHealth Group Incorporated		
		.0000	98-1328324				Hospital Samaritano de São Paulo Ltda.	BRA	NIA	Hospital Alvorada de Taguatinga Ltda.	Ownership	0.000	UnitedHealth Group Incorporated		
		.0000	98-1332673				Hospital Santa Helena S.A.	BRA	NIA	Elual Participações S.A.	Ownership	65.210	UnitedHealth Group Incorporated		
		.0000	98-1332673				Hospital Santa Helena S.A.	BRA	NIA	Esho - Empresa de Serviços Hospitalares S.A.	Ownership	34.790	UnitedHealth Group Incorporated		
		.0000	26-2912304		0001441730		Humedica, Inc.	DE	NIA	United HealthCare Services, Inc.	Ownership	100.000	UnitedHealth Group Incorporated		
		.0000	36-4331825				Hygeia Corporation	DE	NIA	UnitedHealth International, Inc.	Ownership	100.000	UnitedHealth Group Incorporated		
		.0000	98-1099968				Hygeia Corporation	CAN	NIA	UnitedHealth Group International L.P.	Ownership	100.000	UnitedHealth Group Incorporated		
		.0000					Imed Star - Serviços de Desempenho Organizacional Ltda.	BRA	NIA	Optum Health & Technology Serviços do Brasil Ltda.	Ownership	100.000	UnitedHealth Group Incorporated		
		.0000					Imed Star - Serviços de Desempenho Organizacional Ltda.	BRA	NIA	UHG Brasil Participações S.A.	Ownership	0.000	UnitedHealth Group Incorporated		
		.0000	20-4351923				Impel Consulting Experts, L.L.C.	TX	NIA	Impel Management Services, L.L.C.	Ownership	100.000	UnitedHealth Group Incorporated		
		.0000	75-2574317				Impel Management Services, L.L.C.	TX	NIA	USMD Holdings, Inc.	Ownership	100.000	UnitedHealth Group Incorporated		
		.0000	62-1484043				Indian River Surgery Center, Ltd.	FL	NIA	Surgery Center of Vero Beach, Inc.	Ownership	59.000	UnitedHealth Group Incorporated		14
		.0000	26-0711388				Indian River Surgery Properties, LLC.	FL	NIA	Surgery Center of Vero Beach, Inc.	Ownership	100.000	UnitedHealth Group Incorporated		
		.0000	45-4132005				Indiana Care Organization, LLC	IN	NIA	AFN Target Holdings, LLC	Ownership	100.000	UnitedHealth Group Incorporated		
		.0000	62-1641102				Ingram & Associates, LLC	TN	NIA	Optum360, LLC	Ownership	100.000	UnitedHealth Group Incorporated		
		.0000	33-0018673				Inland Surgery Center, L.P.	CA	NIA	Redlands Ambulatory Surgery Center	Ownership	51.000	UnitedHealth Group Incorporated		15
		.0000	88-0482274				inPharmative, Inc.	NV	NIA	Catamaran Health Solutions, LLC	Ownership	100.000	UnitedHealth Group Incorporated		
		.0000	13-4138668				INSPIRIS of New York IPA, Inc.	NY	NIA	Inspiris, Inc.	Ownership	100.000	UnitedHealth Group Incorporated		
		.0000	13-4138665				INSPIRIS of New York Management, Inc.	NY	NIA	Inspiris, Inc.	Ownership	100.000	UnitedHealth Group Incorporated		
		.0000	26-2885572				INSPIRIS of Texas Physician Group	TX	NIA	Inspiris Services Company	Ownership	100.000	UnitedHealth Group Incorporated		
		.0000	26-0683057				Inspiris Services Company	TN	NIA	Inspiris, Inc.	Ownership	100.000	UnitedHealth Group Incorporated		
		.0000	33-0766366				Inspiris, Inc.	DE	NIA	Collaborative Care Holdings, LLC	Ownership	100.000	UnitedHealth Group Incorporated		
		.0000	98-1097022				International Psychological Services Pty Limited	AUS	NIA	Optum Health & Technology (Australia) Pty Ltd	Ownership	100.000	UnitedHealth Group Incorporated		
		.0000					IRX Financing I LLC	DE	NIA	OptumRx Administrative Services, LLC	Ownership	100.000	UnitedHealth Group Incorporated		
		.0000	32-0409538				Lifeprint Accountable Care Organization, LLC	DE	NIA	Collaborative Care Holdings, LLC	Ownership	100.000	UnitedHealth Group Incorporated		
		.0000	45-3143218				Lifeprint East, Inc.	DE	NIA	Collaborative Care Holdings, LLC	Ownership	100.000	UnitedHealth Group Incorporated		
		.0000	27-2309024				LifePrint Health, Inc.	DE	NIA	Collaborative Care Holdings, LLC	Ownership	100.000	UnitedHealth Group Incorporated		
		.0000	39-1974851				Logistics Health, Inc.	WI	NIA	OptumHealth Holdings, LLC	Ownership	100.000	UnitedHealth Group Incorporated		
		.0000	98-1337963				Lotten-Eyes Oftalmologia Clinica e Cirurgica Ltda.	BRA	NIA	Hospital Alvorada de Taguatinga Ltda.	Ownership	100.000	UnitedHealth Group Incorporated		
		.0000	98-1337963				Lotten-Eyes Oftalmologia Clinica e Cirurgica Ltda.	BRA	NIA	Esho - Empresa de Serviços Hospitalares S.A.	Ownership	0.000	UnitedHealth Group Incorporated		
		.0000	62-1179566				Louisville S.C., Ltd.	KY	NIA	Surgery Center of Louisville, LLC	Ownership	51.000	UnitedHealth Group Incorporated		16
		.0000	62-1179538				Louisville-SC Properties, Inc.	KY	NIA	SC Affiliates, LLC	Ownership	100.000	UnitedHealth Group Incorporated		
		.0000	36-4119519				Loyola Ambulatory Surgery Center at Oakbrook, Inc.	IL	NIA	ASC Network, LLC	Ownership	100.000	UnitedHealth Group Incorporated		
		.0000	98-1137620				Lusiadas - Parcerias Cascais, S.A.	PRT	NIA	Lusiadas, SGPS, S.A.	Ownership	100.000	UnitedHealth Group Incorporated		
		.0000	98-1139095				Lusiadas A.C.E.	PRT	NIA	Lusiadas, SGPS, S.A.	Ownership	70.000	UnitedHealth Group Incorporated		

SCHEDULE Y
PART 1A - DETAIL OF INSURANCE HOLDING COMPANY SYSTEM

1	2	3	4	5	6	7	8	9	10	11	12	13	14	15	16
Group Code	Group Name	NAIC Company Code	ID Number	Federal RSSD	CIK	Name of Securities Exchange if Publicly Traded (U.S. or International)	Names of Parent, Subsidiaries Or Affiliates	Domi-ciliary Loca-tion	Relation-ship to Reporting Entity	Directly Controlled by (Name of Entity/Person)	Type of Control (Ownership, Board, Management, Attorney-in-Fact, Influence, Other)	If Control is Ownership Provide Percentage	Ultimate Controlling Entity(ies)/Person(s)	Is an SCA Filing Re-quired? (Y/N)	*
		.0000	98-1139095				Lusiadas A.C.E.	.PRT	NIA	Lusiadas, S.A.	Ownership	20.000	UnitedHealth Group Incorporated		
		.0000	98-1139095				Lusiadas A.C.E.	.PRT	NIA	Lusiadas - Parcerias Cascais, S.A.	Ownership	10.000	UnitedHealth Group Incorporated		
		.0000	98-1139089				Lusiadas, S.A.	.PRT	NIA	Lusiadas, SGPS, S.A.	Ownership	100.000	UnitedHealth Group Incorporated		
		.0000	98-1138570				Lusiadas, SGPS, S.A.	.PRT	NIA	Amil International	Ownership	100.000	UnitedHealth Group Incorporated		
		.0000	52-2129787				MAMSI Insurance Resources, LLC	.MD	NIA	OneNet PPO, LLC	Ownership	100.000	UnitedHealth Group Incorporated		
.0707	UnitedHealth Group Incorporated	.60321	52-1803283				MAMSI Life and Health Insurance Company	.MD	IA	United HealthCare Services, Inc.	Ownership	100.000	UnitedHealth Group Incorporated		
		.00000	14-1782475				Managed Physical Network, Inc.	.NY	NIA	OptumHealth Care Solutions, LLC	Ownership	100.000	UnitedHealth Group Incorporated		
		.00000	20-2880404				March Holdings, Inc.	.CA	NIA	Specialty Benefits, LLC	Ownership	100.000	UnitedHealth Group Incorporated		
		.00000	20-3042852				March Vision Care, Inc.	.CA	NIA	March Holdings, Inc.	Ownership	100.000	UnitedHealth Group Incorporated		
		.00000	26-2601943				Marin Surgery Holdings, Inc.	.DE	NIA	SC Affiliates, LLC	Ownership	100.000	UnitedHealth Group Incorporated		
		.00000	52-1456812				Maryland Ambulatory Centers	.MD	NIA	Maryland-SCA Centers, LLC	Ownership	50.000	UnitedHealth Group Incorporated		.1
		.00000	52-1401791				Maryland-SCA Centers, LLC	.DE	NIA	SC Affiliates, LLC	Ownership	100.000	UnitedHealth Group Incorporated		
		.00000	62-1600267				McKenzie Surgery Center, L.P.	.TN	NIA	SCA-Eugene, Inc.	Ownership	51.000	UnitedHealth Group Incorporated		.17
		.00000	42-1741594				MD Ops, Inc.	.CA	NIA	North American Medical Management California, Inc.	Ownership	100.000	UnitedHealth Group Incorporated		
.0707	UnitedHealth Group Incorporated	.96310	52-1169135				MD-Individual Practice Association, Inc.	.MD	IA	United HealthCare Services, Inc.	Ownership	100.000	UnitedHealth Group Incorporated		
		.00000					Medalliance Net Ltda.	.BRA	NIA	Optum Health & Technology Servicos do Brasil Ltda.	Ownership	100.000	UnitedHealth Group Incorporated		
		.00000					Medalliance Net Ltda.	.BRA	NIA	UHG Brasil Participações S.A.	Ownership	0.000	UnitedHealth Group Incorporated		
		.00000	52-2178531				MEDEX Insurance Services, Inc.	.MD	NIA	FrontierMEDEX, Inc.	Ownership	100.000	UnitedHealth Group Incorporated		
		.00000	20-3824377				MedExpress Development, LLC	.FL	NIA	Urgent Care MSO, LLC	Ownership	100.000	UnitedHealth Group Incorporated		
		.00000	32-0533926				MedExpress Urgent Care Alabama, LLC	.AL	NIA	Urgent Care Holdings, Inc.	Ownership	100.000	UnitedHealth Group Incorporated		
		.00000	82-1719888				MedExpress Urgent Care Maine, Inc.	.ME	NIA	Urgent Care Holdings, Inc.	Ownership	100.000	UnitedHealth Group Incorporated		
		.00000	82-0631738				MedExpress Urgent Care New Hampshire, Inc.	.NH	NIA	Urgent Care Holdings, Inc.	Ownership	100.000	UnitedHealth Group Incorporated		
		.00000	20-2545363				MedExpress Urgent Care of Boynton Beach, LLC	.FL	NIA	MedExpress Development, LLC	Ownership	100.000	UnitedHealth Group Incorporated		
		.00000					MedExpress Urgent Care, Inc. - Ohio	.OH	NIA	Urgent Care Holdings, Inc.	Ownership	100.000	UnitedHealth Group Incorporated		
.0707	UnitedHealth Group Incorporated	.12756	20-3391186				Medica Health Plans of Florida, Inc.	.FL	IA	United HealthCare Services, Inc.	Ownership	100.000	UnitedHealth Group Incorporated		
.0707	UnitedHealth Group Incorporated	.12155	01-0788576				Medica HealthCare Plans, Inc.	.FL	IA	United HealthCare Services, Inc.	Ownership	100.000	UnitedHealth Group Incorporated		
		.00000	75-2566987				Medical Clinic of North Texas PLLC	.TX	NIA	USMD Affiliated Services	Ownership	100.000	UnitedHealth Group Incorporated		
		.00000	26-0636717				Medical Surgical Centers of America, Inc.	.DE	NIA	ASC Network, LLC	Ownership	100.000	UnitedHealth Group Incorporated		
		.00000	32-0037402				Medical Transportation Services, LLC	.FL	NIA	United HealthCare Services, Inc.	Ownership	100.000	UnitedHealth Group Incorporated		
		.00000	75-2515691				MedSynergies, LLC	.DE	NIA	Mustang Razorback Holdings, Inc.	Ownership	100.000	UnitedHealth Group Incorporated		
		.00000	58-2101921				Melbourne Surgery Center, LLC	.GA	NIA	Surgical Care Partners of Melbourne, LLC	Ownership	100.000	UnitedHealth Group Incorporated		
		.00000	62-1590322				Memphis-SC, LLC	.TN	NIA	SCA-Shelby Development Corp.	Ownership	100.000	UnitedHealth Group Incorporated		
		.00000	62-1590324				Memphis-SP, LLC	.TN	NIA	Shelby Surgery Properties, Inc.	Ownership	100.000	UnitedHealth Group Incorporated		
		.00000	59-3392313				Metro I Stone Management, Ltd.	.TX	NIA	USMD Inc.	Ownership	60.000	UnitedHealth Group Incorporated		.38
		.00000	52-2303928				Metropolitan Medical Partners, LLC	.MD	NIA	SCA-Chevy Chase, LLC	Ownership	59.350	UnitedHealth Group Incorporated		.1
		.00000	27-2252446				MHC Real Estate Holdings, LLC	.CA	NIA	Monarch Management Services, Inc.	Ownership	100.000	UnitedHealth Group Incorporated		
		.00000	27-2439806				Mississippi Surgery Holdings, LLC	.DE	NIA	SCA Surgery Holdings, LLC	Ownership	100.000	UnitedHealth Group Incorporated		
		.00000	62-1417391				Mississippi Surgical Center Limited Partnership	.MS	NIA	Mississippi Surgery Holdings, LLC	Ownership	59.000	UnitedHealth Group Incorporated		.18
		.00000	46-3949765				MN Waypoint Sports Physical Therapy, Inc.	.DE	NIA	Orthology, Inc.	Ownership	100.000	UnitedHealth Group Incorporated		
		.00000					Mobile Medical Professionals, Inc.	.IA	NIA	TeamMD Iowa, Inc.	Ownership	100.000	UnitedHealth Group Incorporated		
		.00000	31-1191553				Modern Medical, Inc.	.OH	NIA	Healthcare Solutions, Inc.	Ownership	100.000	UnitedHealth Group Incorporated		
		.00000	45-3142852				Monarch Management Services, Inc.	.DE	NIA	Collaborative Care Holdings, LLC	Ownership	100.000	UnitedHealth Group Incorporated		
		.00000	81-1633765				MSLA Management LLC	.DE	NIA	Logistics Health, Inc.	Ownership	100.000	UnitedHealth Group Incorporated		
		.00000	62-1506649				Mt. Pleasant Surgery Center, L.P.	.TN	NIA	SCA-Mt. Pleasant, LLC	Ownership	51.000	UnitedHealth Group Incorporated		.19
		.00000	98-1285432				Multiangio Ltda.	.BRA	NIA	S.A. Esho - Empresa de Servicos Hospitalares	Ownership	68.000	UnitedHealth Group Incorporated		.38
		.00000	20-4209261				Muskogee Surgical Investors, LLC	.DE	NIA	Surgery Center of Muskogee, LLC	Ownership	51.000	UnitedHealth Group Incorporated		.1
		.00000	47-1935798				Mustang Razorback Holdings, Inc.	.DE	NIA	OptumInsight, Inc.	Ownership	100.000	UnitedHealth Group Incorporated		
		.00000	20-3236839				NAMM Holdings, Inc.	.DE	NIA	Aveta Inc.	Ownership	100.000	UnitedHealth Group Incorporated		
		.00000	62-1468431				Nashville-SCA Surgery Centers, Inc.	.TN	NIA	SC Affiliates, LLC	Ownership	100.000	UnitedHealth Group Incorporated		

SCHEDULE Y
PART 1A - DETAIL OF INSURANCE HOLDING COMPANY SYSTEM

1	2	3	4	5	6	7	8	9	10	11	12	13	14	15	16
Group Code	Group Name	NAIC Company Code	ID Number	Federal RSSD	CIK	Name of Securities Exchange if Publicly Traded (U.S. or International)	Names of Parent, Subsidiaries Or Affiliates	Domiciliary Location	Relationship to Reporting Entity	Directly Controlled by (Name of Entity/Person)	Type of Control (Ownership, Board, Management, Attorney-in-Fact, Influence, Other)	If Control is Ownership Provide Percentage	Ultimate Controlling Entity(ies)/Person(s)	Is an SCA Filing Required? (Y/N)	*
.0707	UnitedHealth Group Incorporated	.95251	76-0196559				National Pacific Dental, Inc.	TX	IA	Dental Benefit Providers, Inc.	Ownership	100.000	UnitedHealth Group Incorporated		
		.00000	36-3549627				National Surgery Centers, LLC	DE	NIA	Surgical Care Affiliates, LLC	Ownership	100.000	UnitedHealth Group Incorporated		
		.00000	68-0293690				National Surgery Centers-Santa Monica, LLC	DE	NIA	National Surgery Centers, LLC	Ownership	100.000	UnitedHealth Group Incorporated		
.0707	UnitedHealth Group Incorporated	.95123	65-0996107				Neighborhood Health Partnership, Inc.	FL	IA	UnitedHealthcare, Inc.	Ownership	100.000	UnitedHealth Group Incorporated		
		.00000	20-4755277				Netwerkes, LLC	TN	NIA	Payment Resolution Services, LLC	Ownership	100.000	UnitedHealth Group Incorporated		
		.00000	46-3584152				Nevada Medical Services LLC	NV	NIA	Collaborative Care Services, Inc.	Ownership	100.000	UnitedHealth Group Incorporated		
.0707	UnitedHealth Group Incorporated	.95758	88-0228572				Nevada Pacific Dental	NV	IA	Dental Benefit Providers, Inc.	Ownership	100.000	UnitedHealth Group Incorporated		
		.00000					New West Physicians, Inc.	CO	NIA	Newton Holdings, LLC	Ownership	100.000	UnitedHealth Group Incorporated		
		.00000					Newton Holdings, LLC	DE	NIA	Collaborative Care Holdings, LLC	Ownership	80.100	UnitedHealth Group Incorporated		38
		.00000	36-3984647				North American Medical Management - Illinois, Inc.	IL	NIA	NAMM Holdings, Inc.	Ownership	100.000	UnitedHealth Group Incorporated		
		.00000	33-0673955				North American Medical Management California, Inc.	TN	NIA	NAMM Holdings Inc.	Ownership	100.000	UnitedHealth Group Incorporated		
		.00000	88-0245121				Northern Nevada Health Network, Inc.	NV	NIA	Sierra Health Services, Inc.	Ownership	100.000	UnitedHealth Group Incorporated		
		.00000	63-1240726				Northern Rockies Surgery Center, L.P.	TN	NIA	Northern Rockies Surgicenter, Inc.	Ownership	51.000	UnitedHealth Group Incorporated		19
		.00000	81-0399251				Northern Rockies Surgicenter, Inc.	MT	NIA	National Surgery Centers, LLC	Ownership	100.000	UnitedHealth Group Incorporated		
		.00000	37-1007387				Northwest Surgicare, LLC	DE	NIA	Surgery Center Holding, LLC	Ownership	100.000	UnitedHealth Group Incorporated		
		.00000	75-2494046				Northwest Surgicare, Ltd., an IL Limited Partnership	IL	NIA	Northwest Surgicare, LLC	Ownership	51.000	UnitedHealth Group Incorporated		20
		.00000	56-1754480				NSC Fayetteville, LLC	DE	NIA	National Surgery Centers, LLC	Ownership	100.000	UnitedHealth Group Incorporated		
		.00000	56-1775016				NSC Greensboro, LLC	DE	NIA	National Surgery Centers, LLC	Ownership	100.000	UnitedHealth Group Incorporated		
		.00000	36-4210296				NSC Lancaster, LLC	DE	NIA	National Surgery Centers, LLC	Ownership	100.000	UnitedHealth Group Incorporated		
		.00000	91-1553479				NSC Sarasota, Inc.	DE	NIA	National Surgery Centers, LLC	Ownership	100.000	UnitedHealth Group Incorporated		
		.00000	33-0812824				NSC Seattle, Inc.	WA	NIA	National Surgery Centers, LLC	Ownership	100.000	UnitedHealth Group Incorporated		
		.00000	63-0964525				NSC Upland, LLC	DE	NIA	National Surgery Centers, LLC	Ownership	100.000	UnitedHealth Group Incorporated		
		.00000	63-1284325				Nutritional/Parenteral Home Care of Huntsville, Inc.	AL	NIA	Nutritional/Parenteral Home Care, Inc.	Ownership	100.000	UnitedHealth Group Incorporated		
		.00000	46-5025690				Nutritional/Parenteral Home Care, Inc.	AL	NIA	Ambient Healthcare, Inc.	Ownership	100.000	UnitedHealth Group Incorporated		
		.00000	52-2129786				NYSCA, LLC	NY	NIA	Surgical Care Affiliates, LLC	Ownership	100.000	UnitedHealth Group Incorporated		
.0707	UnitedHealth Group Incorporated	.96940	52-1518174				OneNet PPO, LLC	MD	NIA	UnitedHealthcare Insurance Company	Ownership	100.000	UnitedHealth Group Incorporated		
		.00000	47-0858534	3202702			Optimum Choice, Inc.	MD	IA	United HealthCare Services, Inc.	Ownership	100.000	UnitedHealth Group Incorporated		
		.00000	36-3437660				Optum Bank, Inc.	UT	NIA	OptumHealth Financial Services, Inc.	Ownership	100.000	UnitedHealth Group Incorporated		
		.00000	37-1782217		0001641013		Optum Biometrics, Inc.	IL	NIA	OptumHealth Care Solutions, LLC	Ownership	100.000	UnitedHealth Group Incorporated		
		.00000	38-3969193				Optum Clinics Holdings, Inc.	DE	NIA	Collaborative Care Holdings, LLC	Ownership	97.200	UnitedHealth Group Incorporated		38
		.00000	98-1325466				Optum Clinics Intermediate Holdings, Inc.	DE	NIA	Optum Clinics Holdings, Inc.	Ownership	100.000	UnitedHealth Group Incorporated		
		.00000	98-1103015				Optum Digital Health Holdings, LLC	DE	NIA	Alere Wellbeing, Inc.	Ownership	100.000	UnitedHealth Group Incorporated		
		.00000	98-1103015				Optum Finance (Ireland) Unlimited Company Limited	IRL	NIA	Optum Services (Ireland) Limited	Ownership	100.000	UnitedHealth Group Incorporated		
		.00000	98-1097776				Optum Global Solutions (India) Private Limited	IND	NIA	Optum Global Solutions International B.V.	Ownership	99.900	UnitedHealth Group Incorporated		
		.00000	98-1201187				Optum Global Solutions (India) Private Limited	IND	NIA	UnitedHealth International, Inc.	Ownership	0.100	UnitedHealth Group Incorporated		
		.00000	04-3574101				Optum Global Solutions (Philippines), Inc.	PHL	NIA	Optum Global Solutions International B.V.	Ownership	99.992	UnitedHealth Group Incorporated		2
		.00000	98-1185943				Optum Global Solutions International B.V.	NLD	NIA	Optum Technology, Inc.	Ownership	100.000	UnitedHealth Group Incorporated		
		.00000	98-1095799				Optum Government Solutions, Inc.	DE	NIA	OptumInsight, Inc.	Ownership	100.000	UnitedHealth Group Incorporated		
		.00000	98-1095799				Optum Health & Technology (Australia) Pty Ltd	AUS	NIA	Optum UK Solutions Group Limited	Ownership	100.000	UnitedHealth Group Incorporated		
		.00000	98-1097886				Optum Health & Technology (India) Private Limited	IND	NIA	OptumHealth International B.V.	Ownership	99.996	UnitedHealth Group Incorporated		
		.00000	98-1095879				Optum Health & Technology (India) Private Limited	IND	NIA	United Behavioral Health	Ownership	0.004	UnitedHealth Group Incorporated		
		.00000	20-2149493				Optum Health & Technology (Singapore) Pte. Ltd.	SGP	NIA	OptumHealth International B.V.	Ownership	100.000	UnitedHealth Group Incorporated		
		.00000					Optum Health & Technology (UK) Limited	GBR	NIA	Optum UK Solutions Group Limited	Ownership	100.000	UnitedHealth Group Incorporated		
		.00000					Optum Health & Technology (US), LLC	MO	NIA	United Behavioral Health	Ownership	100.000	UnitedHealth Group Incorporated		

SCHEDULE Y
PART 1A - DETAIL OF INSURANCE HOLDING COMPANY SYSTEM

1	2	3	4	5	6	7	8	9	10	11	12	13	14	15	16
Group Code	Group Name	NAIC Company Code	ID Number	Federal RSSD	CIK	Name of Securities Exchange if Publicly Traded (U.S. or International)	Names of Parent, Subsidiaries Or Affiliates	Domi-ciliary Location	Relation-ship to Reporting Entity	Directly Controlled by (Name of Entity/Person)	Type of Control (Ownership, Board, Management, Attorney-in-Fact, Influence, Other)	If Control is Ownership Provide Percentage	Ultimate Controlling Entity(ies)/Person(s)	Is an SCA Filing Re-quired? (Y/N)	*
		.00000	43-1747235				Optum Health & Technology Holdings (US), LLC	.MO.	NIA	Optum, Inc.	Ownership	100.000	UnitedHealth Group Incorporated		
		.00000	98-1184561				Optum Health & Technology Serviços do Brasil Ltda.	.BRA	NIA	Optum Global Solutions International B.V.	Ownership	99.996	UnitedHealth Group Incorporated		
		.00000	98-1184561				Optum Health & Technology Serviços do Brasil Ltda.	.BRA	NIA	OptumInsight, Inc.	Ownership	0.004	UnitedHealth Group Incorporated		
		.00000	98-1276517				Optum Health and Technology FZ-LLC	.ARE	NIA	Optum Global Solutions International B.V.	Ownership	100.000	UnitedHealth Group Incorporated		
		.00000	98-1097921				Optum Health Services (Canada) Ltd.	.CAN	NIA	Optum Health & Technology Holdings (US), LLC	Ownership	100.000	UnitedHealth Group Incorporated		
		.00000	98-1147355				Optum Health Solutions (UK) Limited	.GBR	NIA	Optum UK Solutions Group Limited	Ownership	100.000	UnitedHealth Group Incorporated		
		.00000	58-2068880		0001460656		Optum Healthcare of Illinois, Inc.	.GA	NIA	Optum Women's and Children's Health, LLC	Ownership	100.000	UnitedHealth Group Incorporated		
		.00000	20-0212381				Optum Hospice Pharmacy Services, LLC	.DE	NIA	Catamaran Health Solutions, LLC	Ownership	100.000	UnitedHealth Group Incorporated		
.0707	UnitedHealth Group Incorporated	.69647	31-0628424				Optum Insurance of Ohio, Inc.	.OH	.IA	OptumRx PBM of Maryland, LLC	Ownership	100.000	UnitedHealth Group Incorporated		
		.00000	46-4734521				Optum Labs Dimensions, Inc.	.DE	NIA	Optum Labs, Inc.	Ownership	100.000	UnitedHealth Group Incorporated		
		.00000	98-1249178				Optum Labs International (UK) Ltd.	.GBR	NIA	Optum, Inc.	Ownership	100.000	UnitedHealth Group Incorporated		
		.00000	46-1615964				Optum Labs, Inc.	.DE	NIA	Optum, Inc.	Ownership	100.000	UnitedHealth Group Incorporated		
		.00000	98-1209730				Optum Life Sciences (Canada) Inc.	.CAN	NIA	OptumInsight Life Sciences, Inc.	Ownership	100.000	UnitedHealth Group Incorporated		
		.00000	98-1098190				Optum Management Consulting (Shanghai) Co., Ltd.	.CHN	NIA	Optum Health & Technology Holdings (US), LLC	Ownership	100.000	UnitedHealth Group Incorporated		
		.00000	90-1001805				Optum Nevada Accountable Care Organization LLC	.DE	NIA	Collaborative Care Holdings, LLC	Ownership	100.000	UnitedHealth Group Incorporated		
		.00000	98-1097761				Optum Operations (Ireland) Limited	.IRL	NIA	Optum Global Solutions International B.V.	Ownership	100.000	UnitedHealth Group Incorporated		
		.00000	20-8911466				Optum Palliative and Hospice Care of Pennsylvania, Inc.	.TN	NIA	Hospice Inspiris Holdings, Inc.	Ownership	100.000	UnitedHealth Group Incorporated		
		.00000	20-8911303				Optum Palliative and Hospice Care of Texas, Inc.	.TN	NIA	Hospice Inspiris Holdings, Inc.	Ownership	100.000	UnitedHealth Group Incorporated		
		.00000	30-0226127				Optum Palliative and Hospice Care, Inc.	.DE	NIA	Collaborative Care Holdings, LLC	Ownership	100.000	UnitedHealth Group Incorporated		
		.00000	20-4581265				Optum Public Sector Solutions, Inc.	.DE	NIA	OptumInsight, Inc.	Ownership	100.000	UnitedHealth Group Incorporated		
		.00000	46-3328009				Optum Rocket, Inc.	.DE	NIA	OptumInsight, Inc.	Ownership	100.000	UnitedHealth Group Incorporated		
		.00000	98-1307821				Optum Services (Ireland) Limited	.IRL	NIA	UnitedHealthcare International II S.à r.l.	Ownership	100.000	UnitedHealth Group Incorporated		
		.00000	66-0870003				Optum Services (Puerto Rico) LLC		NIA	UnitedHealthcare International III B.V.	Ownership	100.000	UnitedHealth Group Incorporated		
		.00000	45-4683454				Optum Services, Inc.	.DE	NIA	Optum, Inc.	Ownership	100.000	UnitedHealth Group Incorporated		
		.00000	98-1284698				Optum Solutions do Brasil – Tecnologia e Serviços de Suporte Ltda.	.BRA	NIA	Optum Global Solutions International B.V.	Ownership	100.000	UnitedHealth Group Incorporated		
		.00000	98-1284698				Optum Solutions do Brasil – Tecnologia e Serviços de Suporte Ltda.	.BRA	NIA	OptumHealth International B.V.	Ownership	0.000	UnitedHealth Group Incorporated		
		.00000	98-0644599				Optum Solutions UK Holdings Limited	.GBR	NIA	Optum Health & Technology Holdings (US), LLC	Ownership	100.000	UnitedHealth Group Incorporated		
		.00000	46-5713629				Optum Technology, Inc.	.DE	NIA	Optum, Inc.	Ownership	100.000	UnitedHealth Group Incorporated		
		.00000	98-1097769				Optum UK Solutions Group Limited	.GBR	NIA	Optum Solutions UK Holdings Limited	Ownership	100.000	UnitedHealth Group Incorporated		
		.00000	58-2205984		0001460641		Optum Women's and Children's Health, LLC	.DE	NIA	Alere Health, LLC	Ownership	100.000	UnitedHealth Group Incorporated		
		.00000	30-0580620	3119994			Optum, Inc.	.DE	NIA	United HealthCare Services, Inc.	Ownership	100.000	UnitedHealth Group Incorporated		
		.00000	46-3983926				Optum360 Services, Inc.	.DE	NIA	Optum Rocket, Inc.	Ownership	69.000	UnitedHealth Group Incorporated		38
		.00000	46-3328307				Optum360, LLC	.DE	NIA	Optum Rocket, Inc.	Ownership	75.000	UnitedHealth Group Incorporated		38
		.00000	41-1591944				OptumHealth Care Solutions, LLC	.DE	NIA	OptumHealth Holdings, LLC	Ownership	100.000	UnitedHealth Group Incorporated		
		.00000	47-0858530				OptumHealth Financial Services, Inc.	.DE	NIA	OptumHealth Holdings, LLC	Ownership	100.000	UnitedHealth Group Incorporated		
		.00000	47-1192395				OptumHealth Holdings, LLC	.DE	NIA	Optum, Inc.	Ownership	100.000	UnitedHealth Group Incorporated		
		.00000	98-1106868				OptumHealth International B.V.	.NLD	NIA	UnitedHealthcare International VI S.à r.l.	Ownership	100.000	UnitedHealth Group Incorporated		
		.00000	04-3383745				OptumInsight Holdings, LLC	.DE	NIA	Optum, Inc.	Ownership	100.000	UnitedHealth Group Incorporated		
		.00000	41-1858498				OptumInsight Life Sciences, Inc.	.DE	NIA	OptumInsight, Inc.	Ownership	100.000	UnitedHealth Group Incorporated		
		.00000	75-2578509		0001600762		OptumInsight, Inc.	.DE	NIA	OptumInsight Holdings, LLC	Ownership	100.000	UnitedHealth Group Incorporated		
		.00000					OptumRx Administrative Services, LLC	.TX	NIA	Catamaran Holdings I, LLC	Ownership	100.000	UnitedHealth Group Incorporated		

SCHEDULE Y
PART 1A - DETAIL OF INSURANCE HOLDING COMPANY SYSTEM

1	2	3	4	5	6	7	8	9	10	11	12	13	14	15	16
Group Code	Group Name	NAIC Company Code	ID Number	Federal RSSD	CIK	Name of Securities Exchange if Publicly Traded (U.S. or International)	Names of Parent, Subsidiaries Or Affiliates	Domiciliary Location	Relationship to Reporting Entity	Directly Controlled by (Name of Entity/Person)	Type of Control (Ownership, Board, Management, Attorney-in-Fact, Influence, Other)	If Control is Ownership Provide Percentage	Ultimate Controlling Entity(ies)/Person(s)	Is an SCA Filing Required? (Y/N)	*
		.00000	31-1728846				OptumRx Discount Card Services, LLC	DE	NIA	OptumRx PBM of Illinois, Inc.	Ownership	100.000	UnitedHealth Group Incorporated		
		.00000	47-4734235				OptumRx Group Holdings, Inc.	DE	NIA	Optum, Inc.	Ownership	100.000	UnitedHealth Group Incorporated		
		.00000					OptumRx Holdings, LLC	DE	NIA	Optum, Inc.	Ownership	100.000	UnitedHealth Group Incorporated		
		.00000	47-1734077				OptumRx Home Delivery of Illinois, LLC	IL	NIA	OptumRx PBM of Illinois, Inc.	Ownership	100.000	UnitedHealth Group Incorporated		
		.00000	34-1472211				OptumRx Home Delivery of Ohio, LLC	OH	NIA	First Rx Specialty and Mail Services, LLC	Ownership	100.000	UnitedHealth Group Incorporated		
		.00000	20-0151096				OptumRx NY IPA, Inc.	NY	NIA	OptumRx, Inc.	Ownership	100.000	UnitedHealth Group Incorporated		
		.00000	11-2581812		0001600760		OptumRx PBM of Illinois, Inc.	DE	NIA	OptumRx Administrative Services, LLC	Ownership	100.000	UnitedHealth Group Incorporated		
		.00000	88-0361447				OptumRx PBM of Maryland, LLC	NV	NIA	Catamaran Health Solutions, LLC	Ownership	100.000	UnitedHealth Group Incorporated		
		.00000	03-0592263		0001601641		OptumRx PBM of Pennsylvania, LLC	PA	NIA	Catamaran of Pennsylvania, LLC	Ownership	100.000	UnitedHealth Group Incorporated		
		.00000	38-3693753				OptumRx PBM of Wisconsin, LLC	WI	NIA	OptumRx PBM of Illinois, Inc.	Ownership	100.000	UnitedHealth Group Incorporated		
		.00000	61-1485410				OptumRx PD of Maryland, Inc.	NV	NIA	OptumRx PBM of Maryland, LLC	Ownership	100.000	UnitedHealth Group Incorporated		
		.00000	88-0373347				OptumRx Pharmacy of Nevada, Inc.	NV	NIA	Catamaran Health Solutions, LLC	Ownership	100.000	UnitedHealth Group Incorporated		
		.00000	47-3146510				OptumRx Pharmacy, Inc.	CA	NIA	OptumRx, Inc.	Ownership	100.000	UnitedHealth Group Incorporated		
		.00000	33-0441200				OptumRx, Inc.	CA	NIA	OptumRx Holdings, LLC	Ownership	100.000	UnitedHealth Group Incorporated		
		.00000	59-3125869				Orlando Center for Outpatient Surgery, L.P.	GA	NIA	Surgical Health of Orlando, Inc.	Ownership	66.166	UnitedHealth Group Incorporated		1
		.00000	46-2881462				Orthology Mid-Atlantic, Inc.	DE	NIA	Orthology, Inc.	Ownership	100.000	UnitedHealth Group Incorporated		
		.00000	46-2742615				Orthology, Inc.	DE	NIA	UnitedHealth Group Ventures, LLC	Ownership	80.000	UnitedHealth Group Incorporated		40
		.00000	13-3960641		0001342696		OrthoNet Holdings, Inc.	DE	NIA	OptumHealth Care Solutions, LLC	Ownership	100.000	UnitedHealth Group Incorporated		
		.00000	13-3818652				OrthoNet LLC	NY	NIA	OrthoNet Holdings, Inc.	Ownership	100.000	UnitedHealth Group Incorporated		
		.00000	13-4025898				OrthoNet New York IPA, Inc.	NY	NIA	OrthoNet Holdings, Inc.	Ownership	100.000	UnitedHealth Group Incorporated		
		.00000	30-0029448				OrthoNet of the Mid-Atlantic, Inc.	DE	IA	OrthoNet Holdings, Inc.	Ownership	100.000	UnitedHealth Group Incorporated		
		.00000	26-2884306				OrthoNet of the South, Inc.	DE	NIA	OrthoNet Holdings, Inc.	Ownership	100.000	UnitedHealth Group Incorporated		
		.00000	46-1581769				OrthoNet Services, Inc.	DE	NIA	OrthoNet Holdings, Inc.	Ownership	100.000	UnitedHealth Group Incorporated		
		.00000	20-0221966				OrthoNet West, Inc.	DE	NIA	OrthoNet Holdings, Inc.	Ownership	100.000	UnitedHealth Group Incorporated		
		.00000					Outpatient Surgery Center of Hilton Head, LLC	SC	NIA	SCA-Hilton Head, LLC	Ownership	50.000	UnitedHealth Group Incorporated		1
		.00000	41-1921007				Ovations, Inc.	DE	NIA	United HealthCare Services, Inc.	Ownership	100.000	UnitedHealth Group Incorporated		
		.00000	06-1587795				Oxford Benefit Management, Inc.	CT	NIA	Oxford Health Plans LLC	Ownership	100.000	UnitedHealth Group Incorporated		
.0707	UnitedHealth Group Incorporated	.78026	22-2797560				Oxford Health Insurance, Inc.	NY	IA	UnitedHealthcare Insurance Company	Ownership	100.000	UnitedHealth Group Incorporated		
.0707	UnitedHealth Group Incorporated	.96798	06-1181201				Oxford Health Plans (CT), Inc.	CT	IA	Oxford Health Plans LLC	Ownership	100.000	UnitedHealth Group Incorporated		
.0707	UnitedHealth Group Incorporated	.95506	22-2745725				Oxford Health Plans (NJ), Inc.	NJ	IA	Oxford Health Plans LLC	Ownership	100.000	UnitedHealth Group Incorporated		
.0707	UnitedHealth Group Incorporated	.95479	06-1181200				Oxford Health Plans (NY), Inc.	NY	IA	Oxford Health Plans LLC	Ownership	100.000	UnitedHealth Group Incorporated		
		.00000	52-2443751				Oxford Health Plans LLC	DE	NIA	UnitedHealth Group Incorporated	Ownership	100.000	UnitedHealth Group Incorporated		
		.00000	46-3531389				P2 Lower Acquisition, LLC	DE	NIA	Progressive Enterprises Holdings, Inc.	Ownership	100.000	UnitedHealth Group Incorporated		
		.00000	27-0008097				P2P Link, LLC	DE	NIA	SRPS, LLC	Ownership	100.000	UnitedHealth Group Incorporated		
		.70785	35-1137395				PacifiCare Life and Health Insurance Company	IN	IA	United HealthCare Services, Inc.	Ownership	100.000	UnitedHealth Group Incorporated		
.0707	UnitedHealth Group Incorporated	.84506	95-2829463				PacifiCare Life Assurance Company	CO	IA	United HealthCare Services, Inc.	Ownership	100.000	UnitedHealth Group Incorporated		
.0707	UnitedHealth Group Incorporated	.95617	94-3267522		0001225819		PacifiCare of Arizona, Inc.	AZ	IA	United HealthCare Services, Inc.	Ownership	100.000	UnitedHealth Group Incorporated		
.0707	UnitedHealth Group Incorporated	.95434	84-1011378		0001225822		PacifiCare of Colorado, Inc.	CO	IA	United HealthCare Services, Inc.	Ownership	100.000	UnitedHealth Group Incorporated		
.0707	UnitedHealth Group Incorporated	.95685	86-0875231		0001225835		PacifiCare of Nevada, Inc.	NV	IA	United HealthCare Services, Inc.	Ownership	100.000	UnitedHealth Group Incorporated		
		.00000	62-1595402				Paoli Ambulatory Surgery Center	PA	NIA	SCA-Paoli, LLC	Ownership	51.000	UnitedHealth Group Incorporated		1
		.00000	20-4127100				Parkway Surgery Center, LLC	DE	NIA	SCA-Hagerstown, LLC	Ownership	63.077	UnitedHealth Group Incorporated		1
		.00000	63-1271644				Pasteur Plaza Surgery Center GP, Inc.	DE	NIA	ASC Network, LLC	Ownership	100.000	UnitedHealth Group Incorporated		
		.00000	63-1275972				Pasteur Plaza Surgery Center, L.P.	CA	NIA	Pasteur Plaza Surgery Center GP, Inc.	Ownership	51.000	UnitedHealth Group Incorporated		21
		.00000	62-1451147				Payment Resolution Services, LLC	TN	NIA	OptumInsight, Inc.	Ownership	100.000	UnitedHealth Group Incorporated		
		.00000	75-3265056				PCCCV, Inc.	CA	NIA	PrimeCare Medical Network, Inc.	Ownership	100.000	UnitedHealth Group Incorporated		
		.00000	20-2447772				PCN DE Corp.	DE	NIA	OptumRx PBM of Illinois, Inc.	Ownership	100.000	UnitedHealth Group Incorporated		
		.00000					Perham Physical Therapy, LTD.	MN	NIA	Orthology, Inc.	Ownership	100.000	UnitedHealth Group Incorporated		
		.00000	68-0044962				Pharmaceutical Care Network	CA	NIA	PCN DE Corp.	Ownership	100.000	UnitedHealth Group Incorporated		
		.00000	04-3722897				Pharmacy Review Services, LLC	FL	NIA	Tmesys, LLC	Ownership	100.000	UnitedHealth Group Incorporated		
		.00000	35-2288416				PHC Subsidiary Holdings, LLC	TX	NIA	United HealthCare Services, Inc.	Ownership	100.000	UnitedHealth Group Incorporated		
		.00000	80-0654665				Physician Care Partners, Inc.	IL	NIA	North American Medical Management - Illinois, Inc.	Ownership	100.000	UnitedHealth Group Incorporated		

STATEMENT AS OF JUNE 30, 2017 OF THE UnitedHealthcare Plan of the River Valley, Inc.

SCHEDULE Y
PART 1A - DETAIL OF INSURANCE HOLDING COMPANY SYSTEM

1	2	3	4	5	6	7	8	9	10	11	12	13	14	15	16		
Group Code	Group Name	NAIC Company Code	ID Number	Federal RSSD	CIK	Name of Securities Exchange if Publicly Traded (U.S. or International)	Names of Parent, Subsidiaries Or Affiliates	Domiciliary Location	Relationship to Reporting Entity	Directly Controlled by (Name of Entity/Person)	Type of Control (Ownership, Board, Management, Attorney-in-Fact, Influence, Other)	If Control is Ownership Provide Percentage	Ultimate Controlling Entity(ies)/Person(s)	Is an SCA Filing Required? (Y/N)	*		
.0707	UnitedHealth Group Incorporated	.11494	04-367255				Physicians Health Choice of Texas, LLC	TX	IA	PHC Subsidiary Holdings, LLC	Ownership	100.000	UnitedHealth Group Incorporated				
		.00000	52-1162824				Physicians Health Plan of Maryland, Inc.	MD	NIA	United HealthCare Services, Inc.	Ownership	100.000	UnitedHealth Group Incorporated				
		.00000	45-4916946				Physicians Plaza Holdings, LLC	DE	NIA	Bakersfield Physicians Plaza Surgical Center, L.P.	Ownership	100.000	UnitedHealth Group Incorporated				
		.00000	66-0742844				Plus One Health Management Puerto Rico, Inc.	PR	NIA	Plus One Holdings, Inc.	Ownership	100.000	UnitedHealth Group Incorporated				
		.00000	13-3613705				Plus One Holdings, Inc.	DE	NIA	OptumHealth Care Solutions, LLC	Ownership	100.000	UnitedHealth Group Incorporated				
		.00000	80-0670247				PMI Acquisition, LLC	DE	NIA	Progressive Solutions, LLC	Ownership	100.000	UnitedHealth Group Incorporated				
		.00000	27-0920536				PMSI Holdco II, LLC	DE	NIA	P2 Lower Acquisition, LLC	Ownership	100.000	UnitedHealth Group Incorporated				
		.00000	26-3148744				PMSI Holdings, LLC	DE	NIA	PMSI Holdco II, LLC	Ownership	100.000	UnitedHealth Group Incorporated				
		.00000	59-3166848				PMSI Settlement Solutions, LLC	FL	NIA	PMSI Holdings, LLC	Ownership	100.000	UnitedHealth Group Incorporated				
		.00000	56-2422696				PMSI, LLC	FL	NIA	PMSI Holdings, LLC	Ownership	100.000	UnitedHealth Group Incorporated				
		.00000	98-1083164				Polar II Fundo de Investimento em Participações Multiestrategia	BRA	NIA	UnitedHealthcare International IV S.á r.l.	Ownership	100.000	UnitedHealth Group Incorporated				
		.00000	47-5563848				Polo Holdco, LLC	DE	NIA	Collaborative Care Holdings, LLC	Ownership	80.100	UnitedHealth Group Incorporated		38		
		.00000	46-5415205				POMCO Network, Inc.	NY	NIA	POMCO, Inc.	Ownership	100.000	UnitedHealth Group Incorporated				
		.00000	65-0392785				POMCO of Florida Ltd., Inc.	FL	NIA	UMR, Inc.	Ownership	100.000	UnitedHealth Group Incorporated				
		.00000	46-2975338				POMCO West, Inc.	DE	NIA	POMCO, Inc.	Ownership	100.000	UnitedHealth Group Incorporated				
		.00000	15-0581348				POMCO, Inc.	NY	NIA	UMR, Inc.	Ownership	100.000	UnitedHealth Group Incorporated				
		.00000	45-0482796				Pomcoplus, LLC	NY	NIA	UMR, Inc.	Ownership	100.000	UnitedHealth Group Incorporated				
		.00000	33-0261822				Pomerado Outpatient Surgical Center, Inc.	CA	NIA	ASC Network, LLC	Ownership	100.000	UnitedHealth Group Incorporated				
		.00000	33-0752699				Pomerado Outpatient Surgical Center, L.P.	CA	NIA	Pomerado Outpatient Surgical Center, Inc.	Ownership	50.750	UnitedHealth Group Incorporated		22		
		.00000	65-0683927				Preferred Care Partners Holding, Corp.	FL	NIA	United HealthCare Services, Inc.	Ownership	100.000	UnitedHealth Group Incorporated				
		.00000	26-1845018				Preferred Care Partners Medical Group, Inc.	FL	NIA	Preferred Care Partners Holding, Corp.	Ownership	100.000	UnitedHealth Group Incorporated				
		.0707	UnitedHealth Group Incorporated	.11176	65-0885893				Preferred Care Partners, Inc.	FL	IA	Preferred Care Partners Holding, Corp.	Ownership	100.000	UnitedHealth Group Incorporated		
				.00000	75-3265059				Premier Choice ACO, Inc.	CA	NIA	PrimeCare Medical Network, Inc.	Ownership	100.000	UnitedHealth Group Incorporated		
				.00000	88-0253112				Prime Health, Inc.	NV	NIA	Sierra Health Services, Inc.	Ownership	100.000	UnitedHealth Group Incorporated		
.00000	33-0607478						PrimeCare Medical Network, Inc.	CA	IA	NAMM Holdings, Inc.	Ownership	100.000	UnitedHealth Group Incorporated				
.00000	87-0757397						PrimeCare of Citrus Valley, Inc.	CA	NIA	PrimeCare Medical Network, Inc.	Ownership	80.000	UnitedHealth Group Incorporated		38		
.00000	33-0674407						PrimeCare of Corona, Inc.	CA	NIA	PrimeCare Medical Network, Inc.	Ownership	100.000	UnitedHealth Group Incorporated				
.00000	33-0674401						PrimeCare of Hemet Valley, Inc.	CA	NIA	PrimeCare Medical Network, Inc.	Ownership	100.000	UnitedHealth Group Incorporated				
.00000	33-0674408						PrimeCare of Inland Valley, Inc.	CA	NIA	PrimeCare Medical Network, Inc.	Ownership	100.000	UnitedHealth Group Incorporated				
.00000	33-0674402						PrimeCare of Moreno Valley, Inc.	CA	NIA	PrimeCare Medical Network, Inc.	Ownership	100.000	UnitedHealth Group Incorporated				
.00000	33-0674400						PrimeCare of Redlands, Inc.	CA	NIA	PrimeCare Medical Network, Inc.	Ownership	100.000	UnitedHealth Group Incorporated				
.00000	33-0674404						PrimeCare of Riverside, Inc.	CA	NIA	PrimeCare Medical Network, Inc.	Ownership	100.000	UnitedHealth Group Incorporated				
.00000	14-1915328						PrimeCare of San Bernardino, Inc.	CA	NIA	PrimeCare Medical Network, Inc.	Ownership	100.000	UnitedHealth Group Incorporated				
.00000	33-0698439						PrimeCare of Sun City, Inc.	CA	NIA	PrimeCare Medical Network, Inc.	Ownership	100.000	UnitedHealth Group Incorporated				
.00000	33-0674409						PrimeCare of Temecula, Inc.	CA	NIA	PrimeCare Medical Network, Inc.	Ownership	100.000	UnitedHealth Group Incorporated				
.00000	14-1873402						Procura Management, Inc.	DE	NIA	Healthcare Solutions, Inc.	Ownership	100.000	UnitedHealth Group Incorporated				
.00000	27-4371197						Progressive Enterprises Holdings, Inc.	DE	NIA	OptumRx, Inc.	Ownership	100.000	UnitedHealth Group Incorporated				
.00000	31-1192384						Progressive Medical, LLC	OH	NIA	PMI Acquisition, LLC	Ownership	100.000	UnitedHealth Group Incorporated				
.00000	90-0642980						Progressive Solutions, LLC	DE	NIA	P2 Lower Acquisition, LLC	Ownership	100.000	UnitedHealth Group Incorporated				
.00000	32-0229091						ProHEALTH Fitness of Lake Success, LLC	NY	NIA	ProHEALTH Medical Management, LLC	Ownership	82.620	UnitedHealth Group Incorporated		38		
.00000	47-1049961						ProHEALTH Medical Management, LLC	DE	NIA	Collaborative Care Holdings, LLC	Ownership	80.000	UnitedHealth Group Incorporated		38		
.00000	45-5470737						ProHealth Physicians ACO, LLC	CT	NIA	ProHealth Physicians, Inc.	Ownership	100.000	UnitedHealth Group Incorporated				
.00000	06-1446075						ProHealth Physicians, Inc.	CT	NIA	Polo Holdco, LLC	Ownership	100.000	UnitedHealth Group Incorporated				
.00000	32-0455430						ProHealth Proton Center Management, LLC	DE	NIA	ProHEALTH Medical Management, LLC	Ownership	100.000	UnitedHealth Group Incorporated				
.00000	57-0861358						Pronetics Health Care Group, Inc.	SC	NIA	Ambient Healthcare, Inc.	Ownership	100.000	UnitedHealth Group Incorporated				
.00000	93-1068319						Pueblo-SCA Surgery Center, LLC	DE	NIA	SC Affiliates, LLC	Ownership	100.000	UnitedHealth Group Incorporated				
.00000	52-2016292						Quality Software Services, Inc.	MD	NIA	OptumInsight, Inc.	Ownership	100.000	UnitedHealth Group Incorporated				
.00000	35-2493256						Rally Health, Inc.	DE	NIA	Optum Digital Health Holdings, LLC	Ownership	100.000	UnitedHealth Group Incorporated				
.00000	80-0947972						Real Appeal, Inc.	DE	NIA	UnitedHealth Group Ventures, LLC	Ownership	98.000	UnitedHealth Group Incorporated		2		
.00000	94-3115625						Redlands Ambulatory Surgery Center	CA	NIA	Redlands-SCA Surgery Centers, Inc.	Ownership	54.000	UnitedHealth Group Incorporated		1		
.00000	94-3115627						Redlands-SCA Surgery Centers, Inc.	CA	NIA	SC Affiliates, LLC	Ownership	100.000	UnitedHealth Group Incorporated				

16.10

STATEMENT AS OF JUNE 30, 2017 OF THE UnitedHealthcare Plan of the River Valley, Inc.

SCHEDULE Y
PART 1A - DETAIL OF INSURANCE HOLDING COMPANY SYSTEM

1	2	3	4	5	6	7	8	9	10	11	12	13	14	15	16
Group Code	Group Name	NAIC Company Code	ID Number	Federal RSSD	CIK	Name of Securities Exchange if Publicly Traded (U.S. or International)	Names of Parent, Subsidiaries Or Affiliates	Domiciliary Location	Relationship to Reporting Entity	Directly Controlled by (Name of Entity/Person)	Type of Control (Ownership, Board, Management, Attorney-in-Fact, Influence, Other)	If Control is Ownership Provide Percentage	Ultimate Controlling Entity(ies)/Person(s)	Is an SCA Filing Required? (Y/N)	*
		.00000	32-0500242				Riverside Medical Management, LLC	DE	NIA	ProHEALTH Medical Management, LLC	Ownership	100.000	UnitedHealth Group Incorporated		
.0707	UnitedHealth Group Incorporated	.95482	84-0614905				Rocky Mountain Health Maintenance Organization, Incorporated	CO	IA	United HealthCare Services, Inc.	Ownership	100.000	UnitedHealth Group Incorporated		
		.00000	84-1009248				Rocky Mountain Health Management Corporation	CO	NIA	Rocky Mountain Health Maintenance Organization, Incorporated	Ownership	100.000	UnitedHealth Group Incorporated		
.0707	UnitedHealth Group Incorporated	.47004	84-1224718				Rocky Mountain HealthCare Options, Inc.	CO	IA	Rocky Mountain Health Maintenance Organization, Incorporated	Ownership	100.000	UnitedHealth Group Incorporated		
		.00000	74-2462470				Salem Surgery Center, LLC	OR	NIA	Surgicare of Salem, LLC	Ownership	51.000	UnitedHealth Group Incorporated		1
		.00000	45-2219585		0001522802		Salt Lake Surgical Center, L.P.	GA	NIA	SCA Salt Lake Surgical Center, Inc.	Ownership	71.250	UnitedHealth Group Incorporated		23
		.00000					Salveo Specialty Pharmacy, Inc.	DE	NIA	OptumRx Administrative Services, LLC	Ownership	100.000	UnitedHealth Group Incorporated		
		.00000					Santa Helena Assistência Médica S.A.	BRA	NIA	Etual Participações S.A.	Ownership	65.210	UnitedHealth Group Incorporated		
		.00000					Santa Helena Assistência Médica S.A.	BRA	NIA	Amil Assistência Médica Internacional S.A.	Ownership	34.790	UnitedHealth Group Incorporated		
		.00000					Sarasota Endoscopy Center, L.P.	GA	NIA	NSC Sarasota, Inc.	Ownership	81.100	UnitedHealth Group Incorporated		24
		.00000	62-1149229				SC Affiliates, LLC	DE	NIA	Surgical Care Affiliates, LLC	Ownership	100.000	UnitedHealth Group Incorporated		
		.00000	47-5537316				SCA Athens, LLC	DE	NIA	SC Affiliates, LLC	Ownership	100.000	UnitedHealth Group Incorporated		
		.00000	47-5014406				SCA Austin Holdings, LLC	DE	NIA	SC Affiliates, LLC	Ownership	100.000	UnitedHealth Group Incorporated		
		.00000	47-5051685				SCA Austin Medical Center Holdings, LLC	DE	NIA	SCA Austin Holdings, LLC	Ownership	100.000	UnitedHealth Group Incorporated		
		.00000	45-4230864				SCA BOSC Holdings, LLC	DE	NIA	National Surgery Centers, LLC	Ownership	25.000	UnitedHealth Group Incorporated		
		.00000	45-4230864				SCA BOSC Holdings, LLC	DE	NIA	SC Affiliates, LLC	Ownership	25.000	UnitedHealth Group Incorporated		
		.00000	45-4230864				SCA BOSC Holdings, LLC	DE	NIA	SunSurgery, LLC	Ownership	25.000	UnitedHealth Group Incorporated		
		.00000	45-4230864				SCA BOSC Holdings, LLC	DE	NIA	Surgery Center Holding, LLC	Ownership	25.000	UnitedHealth Group Incorporated		
		.00000	47-2110605				SCA California Surgical Holdings, LLC	DE	NIA	National Surgery Centers, LLC	Ownership	100.000	UnitedHealth Group Incorporated		
		.00000	47-3916468				SCA Capital, LLC	DE	NIA	Surgical Care Affiliates, LLC	Ownership	100.000	UnitedHealth Group Incorporated		
		.00000	47-5030792				SCA Cedar Park Holdings, LLC	DE	NIA	SCA Austin Holdings, LLC	Ownership	100.000	UnitedHealth Group Incorporated		
		.00000	04-3170801				SCA Danbury Surgical Center, LLC	DE	NIA	SunSurgery, LLC	Ownership	100.000	UnitedHealth Group Incorporated		
		.00000	62-1535981				SCA Development, LLC	DE	NIA	SC Affiliates, LLC	Ownership	100.000	UnitedHealth Group Incorporated		
		.00000	98-1372069				SCA eCode Solutions Private Limited	IND	NIA	eCode Solutions, LLC	Ownership	100.000	UnitedHealth Group Incorporated		
		.00000	45-4230987				SCA EHSC Holdings, LLC	DE	NIA	National Surgery Centers, LLC	Ownership	25.000	UnitedHealth Group Incorporated		
		.00000	45-4230987				SCA EHSC Holdings, LLC	DE	NIA	SC Affiliates, LLC	Ownership	25.000	UnitedHealth Group Incorporated		
		.00000	45-4230987				SCA EHSC Holdings, LLC	DE	NIA	SunSurgery, LLC	Ownership	25.000	UnitedHealth Group Incorporated		
		.00000	45-4230987				SCA EHSC Holdings, LLC	DE	NIA	Surgery Center Holding, LLC	Ownership	25.000	UnitedHealth Group Incorporated		
		.00000	47-5512838				SCA EWASC Holdings, LLC	DE	NIA	National Surgery Centers, LLC	Ownership	25.000	UnitedHealth Group Incorporated		
		.00000	47-5512838				SCA EWASC Holdings, LLC	DE	NIA	SC Affiliates, LLC	Ownership	25.000	UnitedHealth Group Incorporated		
		.00000	47-5512838				SCA EWASC Holdings, LLC	DE	NIA	SunSurgery, LLC	Ownership	25.000	UnitedHealth Group Incorporated		
		.00000	47-5512838				SCA EWASC Holdings, LLC	DE	NIA	Surgery Center Holding, LLC	Ownership	25.000	UnitedHealth Group Incorporated		
		.00000	47-5064834				SCA Hays Holdings, LLC	DE	NIA	SCA Austin Holdings, LLC	Ownership	100.000	UnitedHealth Group Incorporated		
		.00000	36-4869243				SCA HoldCo, Inc.	DE	NIA	Collaborative Care Holdings, LLC	Ownership	100.000	UnitedHealth Group Incorporated		
		.00000	27-1664837				SCA Holding Company, Inc.	DE	NIA	SCA Surgery Holdings, LLC	Ownership	100.000	UnitedHealth Group Incorporated		
		.00000	35-2442147				SCA Idaho Holdings, LLC	DE	NIA	National Surgery Centers, LLC	Ownership	100.000	UnitedHealth Group Incorporated		
		.00000	45-4240475				SCA IEC Holdings, LLC	DE	NIA	National Surgery Centers, LLC	Ownership	25.000	UnitedHealth Group Incorporated		
		.00000	45-4240475				SCA IEC Holdings, LLC	DE	NIA	SC Affiliates, LLC	Ownership	25.000	UnitedHealth Group Incorporated		
		.00000	45-4240475				SCA IEC Holdings, LLC	DE	NIA	SunSurgery, LLC	Ownership	25.000	UnitedHealth Group Incorporated		
		.00000	45-4240475				SCA IEC Holdings, LLC	DE	NIA	Surgery Center Holding, LLC	Ownership	25.000	UnitedHealth Group Incorporated		
		.00000	45-2684108				SCA Indiana Holdings, LLC	DE	NIA	National Surgery Centers, LLC	Ownership	25.000	UnitedHealth Group Incorporated		
		.00000	45-2684108				SCA Indiana Holdings, LLC	DE	NIA	SC Affiliates, LLC	Ownership	25.000	UnitedHealth Group Incorporated		
		.00000	45-2684108				SCA Indiana Holdings, LLC	DE	NIA	SunSurgery, LLC	Ownership	25.000	UnitedHealth Group Incorporated		
		.00000	45-2684108				SCA Indiana Holdings, LLC	DE	NIA	Surgery Center Holding, LLC	Ownership	25.000	UnitedHealth Group Incorporated		
		.00000					SCA Nashville Surgery Center, L.L.C.	TN	NIA	Nashville-SCA Surgery Centers, Inc.	Ownership	99.000	UnitedHealth Group Incorporated		
		.00000					SCA Nashville Surgery Center, L.L.C.	TN	NIA	SC Affiliates, LLC	Ownership	1.000	UnitedHealth Group Incorporated		
		.00000	62-1505276				SCA of Clarksville, Inc.	TN	NIA	Surgical Health, LLC	Ownership	100.000	UnitedHealth Group Incorporated		
		.00000	27-1707364				SCA Pacific Holdings, Inc.	CA	NIA	SC Affiliates, LLC	Ownership	100.000	UnitedHealth Group Incorporated		
		.00000	46-1686425				SCA Pennsylvania Holdings, LLC	DE	NIA	Surgery Center Holding, LLC	Ownership	100.000	UnitedHealth Group Incorporated		

16.11

SCHEDULE Y
PART 1A - DETAIL OF INSURANCE HOLDING COMPANY SYSTEM

1	2	3	4	5	6	7	8	9	10	11	12	13	14	15	16
Group Code	Group Name	NAIC Company Code	ID Number	Federal RSSD	CIK	Name of Securities Exchange if Publicly Traded (U.S. or International)	Names of Parent, Subsidiaries Or Affiliates	Domiciliary Location	Relationship to Reporting Entity	Directly Controlled by (Name of Entity/Person)	Type of Control (Ownership, Board, Management, Attorney-in-Fact, Influence, Other)	If Control is Ownership Provide Percentage	Ultimate Controlling Entity(ies)/Person(s)	Is an SCA Filing Required? (Y/N)	*
		.00000	72-1386840				SCA Premier Surgery Center of Louisville, LLC	DE	NIA	SC Affiliates, LLC	Ownership	100.000	UnitedHealth Group Incorporated		
		.00000	45-4252645				SCA ROCS Holdings, LLC	DE	NIA	National Surgery Centers, LLC	Ownership	25.000	UnitedHealth Group Incorporated		
		.00000	45-4252645				SCA ROCS Holdings, LLC	DE	NIA	SC Affiliates, LLC	Ownership	25.000	UnitedHealth Group Incorporated		
		.00000	45-4252645				SCA ROCS Holdings, LLC	DE	NIA	SunSurgery, LLC	Ownership	25.000	UnitedHealth Group Incorporated		
		.00000	45-4252645				SCA ROCS Holdings, LLC	DE	NIA	Surgery Center Holding, LLC	Ownership	25.000	UnitedHealth Group Incorporated		
		.00000	45-4252645				SCA Salt Lake Surgical Center, Inc.	DE	NIA	Surgery Centers-West Holdings, LLC	Ownership	100.000	UnitedHealth Group Incorporated		
		.00000	47-4928368				SCA Southwestern PA, LLC	DE	NIA	SC Affiliates, LLC	Ownership	100.000	UnitedHealth Group Incorporated		
		.00000	47-3165040				SCA Specialists of Florida, LLC	DE	NIA	SCA Surgery Holdings, LLC	Ownership	100.000	UnitedHealth Group Incorporated		
		.00000	46-4898819				SCA SSC Holdings, LLC	DE	NIA	National Surgery Centers, LLC	Ownership	25.000	UnitedHealth Group Incorporated		
		.00000	46-4898819				SCA SSC Holdings, LLC	DE	NIA	SC Affiliates, LLC	Ownership	25.000	UnitedHealth Group Incorporated		
		.00000	46-4898819				SCA SSC Holdings, LLC	DE	NIA	SunSurgery, LLC	Ownership	25.000	UnitedHealth Group Incorporated		
		.00000	46-4898819				SCA SSC Holdings, LLC	DE	NIA	Surgery Center Holding, LLC	Ownership	25.000	UnitedHealth Group Incorporated		
		.00000	45-4266502				SCA SSSC Holdings, LLC	DE	NIA	National Surgery Centers, LLC	Ownership	25.000	UnitedHealth Group Incorporated		
		.00000	45-4266502				SCA SSSC Holdings, LLC	DE	NIA	SC Affiliates, LLC	Ownership	25.000	UnitedHealth Group Incorporated		
		.00000	45-4266502				SCA SSSC Holdings, LLC	DE	NIA	SunSurgery, LLC	Ownership	25.000	UnitedHealth Group Incorporated		
		.00000	45-4266502				SCA SSSC Holdings, LLC	DE	NIA	Surgery Center Holding, LLC	Ownership	25.000	UnitedHealth Group Incorporated		
		.00000	47-5038680				SCA Stonegate Holdings, LLC	DE	NIA	SCA Austin Holdings, LLC	Ownership	100.000	UnitedHealth Group Incorporated		
		.00000	63-1286887				SCA Surgery Center of Cullman, LLC	DE	NIA	SC Affiliates, LLC	Ownership	100.000	UnitedHealth Group Incorporated		
		.00000	26-2602268				SCA Surgery Centers, LLC	DE	NIA	National Surgery Centers, LLC	Ownership	100.000	UnitedHealth Group Incorporated		
		.00000	75-2501088				SCA Surgery Holdings, LLC	DE	NIA	Surgical Care Affiliates, LLC	Ownership	100.000	UnitedHealth Group Incorporated		
		.00000	27-2096767				SCA Surgicare of Laguna Hills, LLC	DE	NIA	Surgery Center Holding, LLC	Ownership	100.000	UnitedHealth Group Incorporated		
		.00000	47-1807383				SCA Teammate Support Network	AL	NIA	Surgical Care Affiliates, LLC	Ownership	100.000	UnitedHealth Group Incorporated		
		.00000	47-1530120				SCA-Alliance, LLC	DE	NIA	SCA Surgery Holdings, LLC	Ownership	100.000	UnitedHealth Group Incorporated		
		.00000	47-1535510				SCA-Blue Ridge, LLC	DE	NIA	SC Affiliates, LLC	Ownership	100.000	UnitedHealth Group Incorporated		
		.00000	58-1709758				SCA-Central Florida, LLC	FL	NIA	SC Affiliates, LLC	Ownership	100.000	UnitedHealth Group Incorporated		
		.00000	81-3301058				SCA-Charleston, LLC	DE	NIA	SCA Surgery Holdings, LLC	Ownership	100.000	UnitedHealth Group Incorporated		
		.00000	62-1516306				SCA-Chevy Chase, LLC	DE	NIA	SC Affiliates, LLC	Ownership	100.000	UnitedHealth Group Incorporated		
		.00000	93-1047471				SCA-Citrus, Inc.	TN	NIA	SC Affiliates, LLC	Ownership	100.000	UnitedHealth Group Incorporated		
		.00000	47-4028383				SCA-Colorado Springs, LLC	DE	NIA	SC Affiliates, LLC	Ownership	100.000	UnitedHealth Group Incorporated		
		.00000	81-1594261				SCA-Davenport, LLC	DE	NIA	SC Affiliates, LLC	Ownership	100.000	UnitedHealth Group Incorporated		
		.00000	81-3301305				SCA-Dublin, LLC	DE	NIA	SC Affiliates, LLC	Ownership	100.000	UnitedHealth Group Incorporated		
		.00000	62-1541235				SCA-Encinitas, Inc.	DE	NIA	Surgical Health, LLC	Ownership	100.000	UnitedHealth Group Incorporated		
		.00000	62-1551099				SCA-Eugene, Inc.	TN	NIA	SC Affiliates, LLC	Ownership	100.000	UnitedHealth Group Incorporated		
		.00000	93-1067967				SCA-Florence, LLC	DE	NIA	SC Affiliates, LLC	Ownership	100.000	UnitedHealth Group Incorporated		
		.00000	62-1502719				SCA-Fort Collins, Inc.	CO	NIA	SC Affiliates, LLC	Ownership	100.000	UnitedHealth Group Incorporated		
		.00000	47-3641516				SCA-Fort Walton, Inc.	TN	NIA	SC Affiliates, LLC	Ownership	100.000	UnitedHealth Group Incorporated		
		.00000	81-2727879				SCA-Franklin, LLC	DE	NIA	SC Affiliates, LLC	Ownership	100.000	UnitedHealth Group Incorporated		
		.00000	62-1547690				SCA-Frederick, LLC	DE	NIA	SC Affiliates, LLC	Ownership	100.000	UnitedHealth Group Incorporated		
		.00000	81-1956407				SCA-Gainesville, LLC	DE	NIA	SC Affiliates, LLC	Ownership	100.000	UnitedHealth Group Incorporated		
		.00000	81-2376695				SCA-Gladiolus, LLC	DE	NIA	SC Affiliates, LLC	Ownership	100.000	UnitedHealth Group Incorporated		
		.00000	47-3466283				SCA-Grove Place, LLC	DE	NIA	SC Affiliates, LLC	Ownership	100.000	UnitedHealth Group Incorporated		
		.00000	81-4605501				SCA-Hagerstown, LLC	DE	NIA	SC Affiliates, LLC	Ownership	100.000	UnitedHealth Group Incorporated		
		.00000	47-5229514				SCA-Handen, LLC	DE	NIA	SC Affiliates, LLC	Ownership	100.000	UnitedHealth Group Incorporated		
		.00000	62-1506650				SCA-Hilton Head, LLC	SC	NIA	SC Affiliates, LLC	Ownership	100.000	UnitedHealth Group Incorporated		
		.00000	81-3445356				SCA-Honolulu, LLC	DE	NIA	SC Affiliates, LLC	Ownership	100.000	UnitedHealth Group Incorporated		
		.00000	81-4905342				SCA-Houston Executive, LLC	DE	NIA	SCA Pacific Holdings, Inc.	Ownership	100.000	UnitedHealth Group Incorporated		
		.00000	81-1666861				SCAI Holdings, LLC	DE	NIA	Collaborative Care Holdings, LLC	Ownership	100.000	UnitedHealth Group Incorporated		
		.00000	81-4292506				SCA-Illinois, LLC	DE	NIA	SCA Surgery Holdings, LLC	Ownership	100.000	UnitedHealth Group Incorporated		
		.00000	47-1751165				SCA-Main Street, LLC	DE	NIA	SC Affiliates, LLC	Ownership	100.000	UnitedHealth Group Incorporated		
		.00000	62-1184188				SCA-Marina Del Ray LLC	FL	NIA	SC Affiliates, LLC	Ownership	100.000	UnitedHealth Group Incorporated		
		.00000	81-1771410				SCA-Mecklenburg Development Corp.	NC	NIA	SC Affiliates, LLC	Ownership	100.000	UnitedHealth Group Incorporated		
		.00000	80-0070617				SCA-Merritt, LLC	DE	NIA	SC Affiliates, LLC	Ownership	100.000	UnitedHealth Group Incorporated		
		.00000					SCA-Mobile, LLC	DE	NIA	SC Affiliates, LLC	Ownership	100.000	UnitedHealth Group Incorporated		

STATEMENT AS OF JUNE 30, 2017 OF THE UnitedHealthcare Plan of the River Valley, Inc.

SCHEDULE Y
PART 1A - DETAIL OF INSURANCE HOLDING COMPANY SYSTEM

1	2	3	4	5	6	7	8	9	10	11	12	13	14	15	16
Group Code	Group Name	NAIC Company Code	ID Number	Federal RSSD	CIK	Name of Securities Exchange if Publicly Traded (U.S. or International)	Names of Parent, Subsidiaries Or Affiliates	Domiciliary Location	Relationship to Reporting Entity	Directly Controlled by (Name of Entity/Person)	Type of Control (Ownership, Board, Management, Attorney-in-Fact, Influence, Other)	If Control is Ownership Provide Percentage	Ultimate Controlling Entity(ies)/Person(s)	Is an SCA Filing Required? (Y/N)	*
		.0000	81-1320467				SCA-Mokena Properties, LLC	DE	NIA	SCA-Mokena, LLC	Ownership	100.000	UnitedHealth Group Incorporated		
		.0000	81-1065674				SCA-Mokena, LLC	DE	NIA	SC Affiliates, LLC	Ownership	100.000	UnitedHealth Group Incorporated		
		.0000	62-1506655				SCA-Mt. Pleasant, LLC	DE	NIA	SC Affiliates, LLC	Ownership	100.000	UnitedHealth Group Incorporated		
		.0000	81-2850365				SCA-Naperville, LLC	DE	NIA	SC Affiliates, LLC	Ownership	100.000	UnitedHealth Group Incorporated		
		.0000	81-1347328				SCA-ND VBP, Inc.	DE	NIA	SC Affiliates, LLC	Ownership	100.000	UnitedHealth Group Incorporated		
		.0000	47-4418919				SCA-New Jersey, LLC	DE	NIA	SC Affiliates, LLC	Ownership	100.000	UnitedHealth Group Incorporated		
		.0000	47-1760663				SCA-Newport Beach, LLC	CA	NIA	SC Affiliates, LLC	Ownership	100.000	UnitedHealth Group Incorporated		
		.0000	62-1589343				SCA-Northeast Georgia Health, LLC	TN	NIA	SCA-Gainesville, LLC	Ownership	51.000	UnitedHealth Group Incorporated		1
		.0000	62-1538850				SCA-Paoli, LLC	DE	NIA	SC Affiliates, LLC	Ownership	100.000	UnitedHealth Group Incorporated		
		.0000	47-2785908				SCA-Phoenix, LLC	DE	NIA	SC Affiliates, LLC	Ownership	100.000	UnitedHealth Group Incorporated		
		.0000	81-4304317				SCA-River Valley, LLC	DE	NIA	SC Affiliates, LLC	Ownership	100.000	UnitedHealth Group Incorporated		
		.0000	47-1647512				SCA-Rockville, LLC	FL	NIA	SC Affiliates, LLC	Ownership	100.000	UnitedHealth Group Incorporated		
		.0000	81-2963561				SCA-San Diego, Inc.	DE	NIA	Surgical Health, LLC	Ownership	100.000	UnitedHealth Group Incorporated		
		.0000	94-3138088				SCA-San Luis Obispo, LLC	DE	NIA	SC Affiliates, LLC	Ownership	100.000	UnitedHealth Group Incorporated		
		.0000	47-1685878				SCA-Sand Lake, LLC	FL	NIA	SC Affiliates, LLC	Ownership	100.000	UnitedHealth Group Incorporated		
		.0000	88-0185362				SCA-Santa Rosa, Inc.	NV	NIA	SC Affiliates, LLC	Ownership	100.000	UnitedHealth Group Incorporated		
		.0000	62-1179532				SCA-Shelby Development Corp.	TN	NIA	SC Affiliates, LLC	Ownership	100.000	UnitedHealth Group Incorporated		
		.0000	81-3300613				SCA-Somerset, LLC	DE	NIA	SCA Surgery Holdings, LLC	Ownership	100.000	UnitedHealth Group Incorporated		
		.0000	22-3117714				SCA-South Jersey, LLC	DE	NIA	SC Affiliates, LLC	Ownership	100.000	UnitedHealth Group Incorporated		
										National Surgery Centers-Santa Monica, LLC					
		.0000	20-3148262				SCA-Sovereign Santa Monica, LLC	DE	NIA		Ownership	100.000	UnitedHealth Group Incorporated		
		.0000	47-2676325				SCA-Sparta, LLC	DE	NIA	SC Affiliates, LLC	Ownership	100.000	UnitedHealth Group Incorporated		
		.0000	47-4106989				SCA-St. Louis, LLC	MO	NIA	Surgical Health, LLC	Ownership	100.000	UnitedHealth Group Incorporated		
		.0000	47-2890788				SCA-Wilson, LLC	DE	NIA	SCA Surgery Holdings, LLC	Ownership	100.000	UnitedHealth Group Incorporated		
		.0000	81-1159878				SCA-Winchester, LLC	DE	NIA	SC Affiliates, LLC	Ownership	100.000	UnitedHealth Group Incorporated		
		.0000	62-1525777				SCA-Winter Park, Inc.	TN	NIA	SC Affiliates, LLC	Ownership	100.000	UnitedHealth Group Incorporated		
		.0000	27-2635371				SCP Specialty Infusion, LLC	DE	NIA	BriovaRx Infusion Services, Inc.	Ownership	100.000	UnitedHealth Group Incorporated		
		.0000	88-0492251				ScriptNet, LLC	DE	NIA	Healthcare Solutions, Inc.	Ownership	100.000	UnitedHealth Group Incorporated		
		.0000	98-1097822				ScriptSwitch Limited	GBR	NIA	Optum UK Solutions Group Limited	Ownership	100.000	UnitedHealth Group Incorporated		
										Amil Assistência Médica Internacional S.A.					
		.0000	98-1202716				Seisa Serviços Integrados de Saúde Ltda.	BRA	NIA		Ownership	100.000	UnitedHealth Group Incorporated		
		.0000	98-1202716				Seisa Serviços Integrados de Saúde Ltda.	BRA	NIA	Cemed Care - Empresa de Atendimento Clínico Geral Ltda.	Ownership	0.000	UnitedHealth Group Incorporated		
										North American Medical Management -					
		.0000	20-4763091				Senior Care Partners, Inc.	IL	NIA	Illinois, Inc.	Ownership	100.000	UnitedHealth Group Incorporated		
		.0000	27-1533951		0001487203		Serquinox Holdings LLC	DE	NIA	BriovaRx Infusion Services, Inc.	Ownership	100.000	UnitedHealth Group Incorporated		
		.0000	27-1533840				Serquinox LLC	DE	NIA	Serquinox Holdings LLC	Ownership	100.000	UnitedHealth Group Incorporated		
		.0000					SharedClarity, LLC	DE	NIA	United HealthCare Services, Inc.	Ownership	100.000	UnitedHealth Group Incorporated		
		.0000	58-1978974				SHC Atlanta, LLC	DE	NIA	Surgical Health, LLC	Ownership	100.000	UnitedHealth Group Incorporated		
		.0000	58-2013443				SHC Austin, Inc.	TX	NIA	Surgical Health, LLC	Ownership	100.000	UnitedHealth Group Incorporated		
		.0000	58-2062812				SHC Hawthorn, Inc.	IL	NIA	Surgical Health, LLC	Ownership	100.000	UnitedHealth Group Incorporated		
		.0000	58-2101924				SHC Melbourne, Inc.	FL	NIA	Surgical Health, LLC	Ownership	100.000	UnitedHealth Group Incorporated		
		.0000	62-1223273				Shelby Surgery Properties, Inc.	TN	NIA	SC Affiliates, LLC	Ownership	100.000	UnitedHealth Group Incorporated		
.0707	UnitedHealth Group Incorporated	.71420	94-0734860				Sierra Health and Life Insurance Company, Inc.	NV	IA	Sierra Health Services, Inc.	Ownership	100.000	UnitedHealth Group Incorporated		
		.0000	88-0200415		0000754009		Sierra Health Services, Inc.	NV	NIA	UnitedHealthcare, Inc.	Ownership	100.000	UnitedHealth Group Incorporated		
		.0000	88-0254322				Sierra Health-Care Options, Inc.	NV	NIA	Sierra Health Services, Inc.	Ownership	100.000	UnitedHealth Group Incorporated		
		.0000	88-0385705				Sierra Home Medical Products, Inc.	NV	NIA	Sierra Health Services, Inc.	Ownership	100.000	UnitedHealth Group Incorporated		
		.0000	88-0264562				Sierra Nevada Administrators, Inc.	NV	NIA	Sierra Health Services, Inc.	Ownership	100.000	UnitedHealth Group Incorporated		
		.0000	20-8433398				Somerset Outpatient Surgery, L.L.C.	NJ	NIA	SCA-Somerset, LLC	Ownership	59.999	UnitedHealth Group Incorporated		1
		.0000	88-0201420				Southwest Medical Associates, Inc.	NV	NIA	Sierra Health Services, Inc.	Ownership	100.000	UnitedHealth Group Incorporated		
		.0000	38-2609888				Southwest Michigan Health Network Inc.	MI	NIA	UnitedHealthcare, Inc.	Ownership	100.000	UnitedHealth Group Incorporated		
		.0000	36-4369359				Southwest Surgery Center, LLC	IL	NIA	SCA-Mokena, LLC	Ownership	60.000	UnitedHealth Group Incorporated		1

STATEMENT AS OF JUNE 30, 2017 OF THE UnitedHealthcare Plan of the River Valley, Inc.

SCHEDULE Y
PART 1A - DETAIL OF INSURANCE HOLDING COMPANY SYSTEM

1	2	3	4	5	6	7	8	9	10	11	12	13	14	15	16
Group Code	Group Name	NAIC Company Code	ID Number	Federal RSSD	CIK	Name of Securities Exchange if Publicly Traded (U.S. or International)	Names of Parent, Subsidiaries Or Affiliates	Domiciliary Location	Relationship to Reporting Entity	Directly Controlled by (Name of Entity/Person)	Type of Control (Ownership, Board, Management, Attorney-in-Fact, Influence, Other)	If Control is Ownership Provide Percentage	Ultimate Controlling Entity(ies)/Person(s)	Is an SCA Filing Required? (Y/N)	*
		.00000	77-0458353				Southwest Surgical Center of Bakersfield, L.P.		NIA	Bakersfield Physicians Plaza Surgical Center, L.P.	Ownership	99.000	UnitedHealth Group Incorporated		25
		.00000	75-2516426				Space Coast Surgery Center, Ltd.	FL	NIA	SCA-Merritt, LLC	Ownership	50.080	UnitedHealth Group Incorporated		26
		.00000	55-0790742				Specialists in Urology Surgery Center, LLC	FL	NIA	SCA Specialists of Florida, LLC	Ownership	60.000	UnitedHealth Group Incorporated		1
		.00000	62-1490063				Specialized Surgery of Houston, Inc.	TX	NIA	Surgical Health, LLC	Ownership	100.000	UnitedHealth Group Incorporated		
		.00000	41-1921983				Specialty Benefits, LLC	DE	NIA	United HealthCare Services, Inc.	Ownership	100.000	UnitedHealth Group Incorporated		
		.00000	20-3412545				Specialty Surgical Center, LLC	NJ	NIA	SCA-Sparta, LLC	Ownership	57.449	UnitedHealth Group Incorporated		1
		.00000	71-0886811				Spectera of New York, IPA, Inc.	NY	NIA	Spectera, Inc.	Ownership	100.000	UnitedHealth Group Incorporated		
		.00000	52-1260282				Spectera, Inc.	MD	NIA	Specialty Benefits, LLC	Ownership	100.000	UnitedHealth Group Incorporated		
		.00000	81-1387232				SPINETRACK 20/20 Inc.	CA	NIA	SCA-ND VBP, Inc.	Ownership	100.000	UnitedHealth Group Incorporated		
		.00000	46-5587702				Sports and Spinal Physical Therapy, Inc.	DC	NIA	Orthology, Inc.	Ownership	100.000	UnitedHealth Group Incorporated		
		.00000	62-1770924				Spotlite, Inc.	DE	NIA	Rally Health, Inc.	Ownership	100.000	UnitedHealth Group Incorporated		
		.00000	41-1348916				SRPS, LLC	DE	NIA	Progressive Solutions, LLC	Ownership	100.000	UnitedHealth Group Incorporated		
		.00000	20-1211544				St. Cloud Surgical Center, LLC	DE	NIA	Surgery Center Holding, LLC	Ownership	100.000	UnitedHealth Group Incorporated		
		.00000	90-0884047				Stonagate Surgery Center, L.P.	TX	NIA	SCA Stonagate Holdings, LLC	Ownership	52.440	UnitedHealth Group Incorporated		27
		.00000	06-1082848				Summit Home Infusion, LLC	DE	NIA	BriovaRx Infusion Services, Inc.	Ownership	100.000	UnitedHealth Group Incorporated		
		.00000	62-1739361				SunSurgery, LLC	DE	NIA	Surgical Care Affiliates, LLC	Ownership	100.000	UnitedHealth Group Incorporated		
		.00000	45-0581955				Surgery Center Holding, LLC	DE	NIA	Surgical Care Affiliates, LLC	Ownership	100.000	UnitedHealth Group Incorporated		
		.00000	62-1509341				Surgery Center of Athens, LLC	GA	NIA	Athens ASC Holdings, LLC	Ownership	100.000	UnitedHealth Group Incorporated		
		.00000	62-1506370				Surgery Center of Boca Raton, Inc.	FL	NIA	Surgical Health, LLC	Ownership	100.000	UnitedHealth Group Incorporated		
		.00000	63-1214140				Surgery Center of Clarksville, L.P.	TN	NIA	SCA of Clarksville, Inc.	Ownership	51.000	UnitedHealth Group Incorporated		28
		.00000	42-1166764				Surgery Center of Colorado Springs, LLC	DE	NIA	SC Affiliates, LLC	Ownership	100.000	UnitedHealth Group Incorporated		
		.00000	72-1349752				Surgery Center of Des Moines, LLC	DE	NIA	Surgery Center Holding, LLC	Ownership	100.000	UnitedHealth Group Incorporated		
		.00000	62-1179537				Surgery Center of Easton, LLC	DE	NIA	SC Affiliates, LLC	Ownership	100.000	UnitedHealth Group Incorporated		
		.00000	63-1231944				Surgery Center of Louisville, LLC	DE	NIA	SC Affiliates, LLC	Ownership	100.000	UnitedHealth Group Incorporated		
		.00000	63-1194204				Surgery Center of Maui, LLC	DE	NIA	SC Affiliates, LLC	Ownership	100.000	UnitedHealth Group Incorporated		
		.00000	11-3701564				Surgery Center of Muskogee, LLC	DE	NIA	SC Affiliates, LLC	Ownership	100.000	UnitedHealth Group Incorporated		
		.00000	63-1212214				Surgery Center of Rockville, L.L.C.	MD	NIA	SCA-Rockville, LLC	Ownership	59.000	UnitedHealth Group Incorporated		1
		.00000	63-1184216				Surgery Center of Southern Pines, LLC	DE	NIA	Surgery Center Holding, LLC	Ownership	100.000	UnitedHealth Group Incorporated		
		.00000	62-1491963				Surgery Center of Summerlin, LLC	DE	NIA	SC Affiliates, LLC	Ownership	100.000	UnitedHealth Group Incorporated		
		.00000	26-1767806				Surgery Center of Vero Beach, Inc.	TN	NIA	Surgical Health, LLC	Ownership	100.000	UnitedHealth Group Incorporated		
		.00000	36-3562598				Surgery Center of Wilson, LLC	NC	NIA	SCA-Wilson, LLC	Ownership	76.450	UnitedHealth Group Incorporated		1
		.00000	68-0282268				Surgery Centers of Des Moines, Ltd.	IA	NIA	Surgery Center of Des Moines, LLC	Ownership	51.000	UnitedHealth Group Incorporated		29
		.00000	33-1187498				Surgery Centers-West Holdings, LLC	DE	NIA	Surgical Care Affiliates, LLC	Ownership	100.000	UnitedHealth Group Incorporated		
		.00000	20-8922307				Surgical Care Affiliates Political Action Committee	AL	NIA	Surgical Care Affiliates, LLC	Ownership	100.000	UnitedHealth Group Incorporated		
		.00000	46-2971080				Surgical Care Affiliates, LLC	DE	NIA	SCA1 Holdings, LLC	Ownership	100.000	UnitedHealth Group Incorporated		
		.00000	22-2709324				Surgical Care Partners of Melbourne, LLC	DE	NIA	SHC Melbourne, Inc.	Ownership	68.327	UnitedHealth Group Incorporated		1
		.00000	63-1138507				Surgical Center of South Jersey, Limited Partnership	NJ	NIA	SCA-South Jersey, LLC	Ownership	51.000	UnitedHealth Group Incorporated		30
		.00000	58-1997354				Surgical Center of Tuscaloosa Holdings, LLC	AL	NIA	Surgical Care Affiliates, LLC	Ownership	100.000	UnitedHealth Group Incorporated		
		.00000	58-1941168				Surgical Health of Orlando, Inc.	FL	NIA	Surgical Health, LLC	Ownership	100.000	UnitedHealth Group Incorporated		
		.00000	26-5429310				Surgical Health, LLC	DE	NIA	Surgical Care Affiliates, LLC	Ownership	100.000	UnitedHealth Group Incorporated		
		.00000	27-0168681				Surgical Holdings, Inc.	DE	NIA	Surgical Care Affiliates, LLC	Ownership	100.000	UnitedHealth Group Incorporated		
		.00000	73-1521890				Surgical Hospital Holdings of Oklahoma, LLC	DE	NIA	SCA Surgery Holdings, LLC	Ownership	100.000	UnitedHealth Group Incorporated		
		.00000	75-2157730				Surgical Hospital of Oklahoma, L.L.C.	OK	NIA	Surgical Hospital Holdings of Oklahoma, LLC	Ownership	56.000	UnitedHealth Group Incorporated		1
		.00000	64-0629000				Surgical Properties of Houston, Inc.	TX	NIA	Specialized Surgery of Houston, Inc.	Ownership	100.000	UnitedHealth Group Incorporated		
		.00000	75-2287141				Surgicare of Belleville, LLC	DE	NIA	Surgery Center Holding, LLC	Ownership	100.000	UnitedHealth Group Incorporated		
		.00000	75-2501191				Surgicare of Jackson, LLC	DE	NIA	Surgery Center Holding, LLC	Ownership	100.000	UnitedHealth Group Incorporated		
		.00000	41-1437636				Surgicare of Joliet, Inc.	IL	NIA	Surgery Center Holding, LLC	Ownership	100.000	UnitedHealth Group Incorporated		
		.00000	41-1624905				Surgicare of La Veta, Inc.	CA	NIA	Surgery Centers-West Holdings, LLC	Ownership	100.000	UnitedHealth Group Incorporated		
		.00000					Surgicare of Minneapolis, LLC	DE	NIA	Surgery Center Holding, LLC	Ownership	100.000	UnitedHealth Group Incorporated		
		.00000					Surgicare of Minneapolis, Ltd.	MN	NIA	Surgicare of Minneapolis, LLC	Ownership	50.000	UnitedHealth Group Incorporated		31

16.14

STATEMENT AS OF JUNE 30, 2017 OF THE UnitedHealthcare Plan of the River Valley, Inc.

SCHEDULE Y
PART 1A - DETAIL OF INSURANCE HOLDING COMPANY SYSTEM

1	2	3	4	5	6	7	8	9	10	11	12	13	14	15	16
Group Code	Group Name	NAIC Company Code	ID Number	Federal RSSD	CIK	Name of Securities Exchange if Publicly Traded (U.S. or International)	Names of Parent, Subsidiaries Or Affiliates	Domiciliary Location	Relationship to Reporting Entity	Directly Controlled by (Name of Entity/Person)	Type of Control (Ownership, Board, Management, Attorney-in-Fact, Influence, Other)	If Control is Ownership Provide Percentage	Ultimate Controlling Entity(ies)/Person(s)	Is an SCA Filing Required? (Y/N)	*
		.00000	75-2459713				Surgicare of Mobile, LLC	DE	NIA	Surgery Center Holding, LLC	Ownership	100.000	UnitedHealth Group Incorporated		
		.00000	75-2448926				Surgicare of Oceanside, Inc.	CA	NIA	Surgery Center Holding, LLC	Ownership	100.000	UnitedHealth Group Incorporated		
		.00000	75-2184730				Surgicare of Owensboro, LLC	DE	NIA	Surgery Center Holding, LLC	Ownership	100.000	UnitedHealth Group Incorporated		
		.00000	75-2200171				Surgicare of Salem, LLC		NIA	Surgery Center Holding, LLC	Ownership	100.000	UnitedHealth Group Incorporated		
		.00000	95-3329855				Surgicenters of Southern California, Inc.	CA	NIA	Surgery Center Holding, LLC	Ownership	100.000	UnitedHealth Group Incorporated		
		.00000					SXC Comet LLC	DE	NIA	OptumRx Administrative Services, LLC	Ownership	100.000	UnitedHealth Group Incorporated		
.0707	UnitedHealth Group Incorporated	.00000	46-1536748				Symphonix Health Holdings, LLC	DE	NIA	United HealthCare Services, Inc.	Ownership	100.000	UnitedHealth Group Incorporated		
		.84549	38-2044243				Symphonix Health Insurance, Inc.	IL	IA	Symphonix Health Holdings, LLC	Ownership	100.000	UnitedHealth Group Incorporated		
		.00000	47-4751035				TeamMD Holdings, Inc.	DE	NIA	AmeriChoice Corporation	Ownership	100.000	UnitedHealth Group Incorporated		
		.00000	47-4850893				TeamMD Iowa, Inc.	DE	NIA	TeamMD Holdings, Inc.	Ownership	100.000	UnitedHealth Group Incorporated		
		.00000	35-2584893				TeamMD Physicians of Texas, Inc.	TX	NIA	TeamMD Holdings, Inc.	Ownership	100.000	UnitedHealth Group Incorporated		
		.00000	56-1970224		0001284028		The Lewin Group, Inc.	NC	NIA	Optum Public Sector Solutions, Inc.	Ownership	100.000	UnitedHealth Group Incorporated		
		.00000	72-1349755				The Surgery Center of Easton, L.P.	TN	NIA	Surgery Center of Easton, LLC	Ownership	57.000	UnitedHealth Group Incorporated		32
		.00000	26-1479919				Thomas Johnson Surgery Center, LLC	MD	NIA	SCA-Frederick, LLC	Ownership	60.000	UnitedHealth Group Incorporated		1
		.00000	77-0367271				Thousand Oaks Endoscopy Center, LLC	CA	NIA	Endoscopy Center Affiliates, Inc.	Ownership	56.400	UnitedHealth Group Incorporated		1
		.00000	25-1825549				Three Rivers Holdings, Inc.	DE	NIA	AmeriChoice Corporation	Ownership	100.000	UnitedHealth Group Incorporated		
		.00000	63-1194203				Three Rivers Surgical Care, L.P.	TN	NIA	Muskogee Surgical Investors, LLC	Ownership	51.000	UnitedHealth Group Incorporated		33
		.00000	59-3143128				Tmesys, LLC	FL	NIA	PMSI Holdings, LLC	Ownership	100.000	UnitedHealth Group Incorporated		
		.00000	98-1287904				Topimagem Diagnóstico por Imagem Ltda.	BRA	NIA	S.A.	Ownership	89.000	UnitedHealth Group Incorporated		38
		.00000	52-1431155				Travel Express Incorporated	MD	NIA	FrontierMEDEX, Inc.	Ownership	100.000	UnitedHealth Group Incorporated		
		.00000	20-4963945				Trinity Infusion, Inc.	NC	NIA	Ambient Healthcare, Inc.	Ownership	100.000	UnitedHealth Group Incorporated		
		.00000	94-3077084				U.S. Behavioral Health Plan, California	CA	IA	United Behavioral Health	Ownership	100.000	UnitedHealth Group Incorporated		
		.00000	98-1113428				UHC Global Health Services BC Ltd.	CAN	NIA	UnitedHealthcare Global Canada Limited	Ownership	100.000	UnitedHealth Group Incorporated		
		.00000	41-1913059				UHC International Services, Inc.	DE	NIA	UnitedHealth Group Incorporated	Ownership	100.000	UnitedHealth Group Incorporated		
		.00000	95-2931460		0001225831		UHC of California	CA	IA	United HealthCare Services, Inc.	Ownership	100.000	UnitedHealth Group Incorporated		
		.00000	98-1372063				UHC Holdings (Ireland) Limited	IRL	NIA	United HealthCare Services, Inc.	Ownership	100.000	UnitedHealth Group Incorporated		
		.00000	98-1372064				UHC Services (Ireland) Limited	IRL	NIA	UHC Holdings (Ireland) Limited	Ownership	100.000	UnitedHealth Group Incorporated		
		.00000	98-1122490				UHG Brasil Participações S.A.	BRA	NIA	Polar II Fundo de Investimento em Participações Multiestrategia	Ownership	100.000	UnitedHealth Group Incorporated		
		.00000	41-1921008				UHC Holdings, Inc.	DE	NIA	United HealthCare Services, Inc.	Ownership	100.000	UnitedHealth Group Incorporated		
		.00000	39-1995276				UMR, Inc.	DE	NIA	United HealthCare Services, Inc.	Ownership	100.000	UnitedHealth Group Incorporated		
.0707	UnitedHealth Group Incorporated	.91529	52-1996029				Unimerica Insurance Company	WI	IA	OptumHealth Holdings, LLC	Ownership	100.000	UnitedHealth Group Incorporated		
		.11596	01-0637149				Unimerica Life Insurance Company of New York	NY	IA	UnitedHealthcare Insurance Company	Ownership	100.000	UnitedHealth Group Incorporated		
.0707	UnitedHealth Group Incorporated	.00000	25-1877716				Unison Administrative Services, LLC	PA	NIA	Three Rivers Holdings, Inc.	Ownership	100.000	UnitedHealth Group Incorporated		
		.00000	20-5917714				Unison Health Plan of Delaware, Inc.	DE	IA	Three Rivers Holdings, Inc.	Ownership	100.000	UnitedHealth Group Incorporated		
		.00000	94-2649097				United Behavioral Health	CA	NIA	OptumHealth Holdings, LLC	Ownership	100.000	UnitedHealth Group Incorporated		
		.00000	41-1866911				United Behavioral Health of New York, I.P.A., Inc.	NY	NIA	United Behavioral Health	Ownership	100.000	UnitedHealth Group Incorporated		
		.00000	41-1941615				United Health Foundation	MN	NIA	UnitedHealth Group Incorporated	Ownership	100.000	UnitedHealth Group Incorporated		
		.00000	41-1289245	3410132	0001310133		United HealthCare Services, Inc.	MN	DIP	UnitedHealth Group Incorporated	Ownership	100.000	UnitedHealth Group Incorporated		
		.00000	30-0318238				United Resource Networks IPA of New York, Inc.	NY	NIA	OptumHealth Care Solutions, LLC	Ownership	100.000	UnitedHealth Group Incorporated		
		.00000	01-0538317				UnitedHealth Advisors, LLC	ME	NIA	United HealthCare Services, Inc.	Ownership	100.000	UnitedHealth Group Incorporated		
		.00000	41-1321939	4665014	0000731766	New York Stock Exchange	UnitedHealth Group Incorporated	DE	UIP		Ownership	0.000			
		.00000	98-1079826				UnitedHealth Group International GP	CYM	NIA	UnitedHealth Group Incorporated	Ownership	100.000	UnitedHealth Group Incorporated		
		.00000	98-1080118				UnitedHealth Group International L.P.	CYM	NIA	UnitedHealth Group International GP	Ownership	84.984	UnitedHealth Group Incorporated		
		.00000	98-1080118				UnitedHealth Group International L.P.	CYM	NIA	FMG Holdings, LLC	Ownership	14.815	UnitedHealth Group Incorporated		
		.00000	98-1080118				UnitedHealth Group International L.P.	CYM	NIA	Hygeia Corporation	Ownership	0.201	UnitedHealth Group Incorporated		
		.00000	46-3311984				UnitedHealth Group Ventures, LLC	DE	NIA	UnitedHealth Group Incorporated	Ownership	100.000	UnitedHealth Group Incorporated		
		.00000	41-1917398				UnitedHealth International, Inc.	DE	NIA	UnitedHealth Group Incorporated	Ownership	100.000	UnitedHealth Group Incorporated		
		.00000	26-2574977				UnitedHealth Military & Veterans Services, LLC	DE	NIA	United HealthCare Services, Inc.	Ownership	100.000	UnitedHealth Group Incorporated		

16.15

STATEMENT AS OF JUNE 30, 2017 OF THE UnitedHealthcare Plan of the River Valley, Inc.

SCHEDULE Y
PART 1A - DETAIL OF INSURANCE HOLDING COMPANY SYSTEM

1	2	3	4	5	6	7	8	9	10	11	12	13	14	15	16
Group Code	Group Name	NAIC Company Code	ID Number	Federal RSSD	CIK	Name of Securities Exchange if Publicly Traded (U.S. or International)	Names of Parent, Subsidiaries Or Affiliates	Domiciliary Location	Relationship to Reporting Entity	Directly Controlled by (Name of Entity/Person)	Type of Control (Ownership, Board, Management, Attorney-in-Fact, Influence, Other)	If Control is Ownership Provide Percentage	Ultimate Controlling Entity(ies)/Person(s)	Is an SCA Filing Required? (Y/N)	*
.0707	UnitedHealth Group Incorporated	96644	62-1240316				UnitedHealthcare of Kentucky, Ltd.	KY	IA	UnitedHealthcare, Inc.	Ownership	5.820	UnitedHealth Group Incorporated		.41
.0707	UnitedHealth Group Incorporated	95833	72-1074008				UnitedHealthcare of Louisiana, Inc.	LA	IA	UnitedHealthcare, Inc.	Ownership	100.000	UnitedHealth Group Incorporated		
.0707	UnitedHealth Group Incorporated	95716	63-1036817				UnitedHealthcare of Mississippi, Inc.	MS	IA	UnitedHealthcare, Inc.	Ownership	100.000	UnitedHealth Group Incorporated		
.0707	UnitedHealth Group Incorporated	95149	05-0413469				UnitedHealthcare of New England, Inc.	RI	IA	United HealthCare Services, Inc.	Ownership	100.000	UnitedHealth Group Incorporated		
.0707	UnitedHealth Group Incorporated	13214	26-2697886				UnitedHealthcare of New Mexico, Inc.	NM	IA	UnitedHealthcare Insurance Company	Ownership	100.000	UnitedHealth Group Incorporated		
.0707	UnitedHealth Group Incorporated	95085	06-1172891				UnitedHealthcare of New York, Inc.	NY	IA	AmeriChoice Corporation	Ownership	100.000	UnitedHealth Group Incorporated		
.0707	UnitedHealth Group Incorporated	95103	56-1461010				UnitedHealthcare of North Carolina, Inc.	NC	IA	UnitedHealthcare, Inc.	Ownership	100.000	UnitedHealth Group Incorporated		
.0707	UnitedHealth Group Incorporated	95186	31-1142815				UnitedHealthcare of Ohio, Inc.	OH	IA	United HealthCare Services, Inc.	Ownership	100.000	UnitedHealth Group Incorporated		
.0707	UnitedHealth Group Incorporated	96903	33-0115166				UnitedHealthcare of Oklahoma, Inc.	OK	IA	United HealthCare Services, Inc.	Ownership	100.000	UnitedHealth Group Incorporated		
.0707	UnitedHealth Group Incorporated	95893	93-0938819		0001225824		UnitedHealthcare of Oregon, Inc.	OR	IA	United HealthCare Services, Inc.	Ownership	100.000	UnitedHealth Group Incorporated		
.0707	UnitedHealth Group Incorporated	95220	25-1756858				UnitedHealthcare of Pennsylvania, Inc.	PA	IA	Three Rivers Holdings, Inc.	Ownership	100.000	UnitedHealth Group Incorporated		
.0707	UnitedHealth Group Incorporated	95765	95-3939697				UnitedHealthcare of Texas, Inc.	TX	IA	UnitedHealthcare, Inc.	Ownership	100.000	UnitedHealth Group Incorporated		
.0707	UnitedHealth Group Incorporated	95025	52-1130183				UnitedHealthcare of the Mid-Atlantic, Inc.	MD	IA	UnitedHealthcare, Inc.	Ownership	100.000	UnitedHealth Group Incorporated		
.0707	UnitedHealth Group Incorporated	95591	47-0676824				UnitedHealthcare of the Midlands, Inc.	NE	IA	UnitedHealthcare, Inc.	Ownership	100.000	UnitedHealth Group Incorporated		
.0707	UnitedHealth Group Incorporated	96385	43-1361841				UnitedHealthcare of the Midwest, Inc.	MO	IA	UnitedHealthcare, Inc.	Ownership	100.000	UnitedHealth Group Incorporated		
.0707	UnitedHealth Group Incorporated	95501	41-1488563				UnitedHealthcare of Utah, Inc.	UT	IA	UnitedHealthcare, Inc.	Ownership	100.000	UnitedHealth Group Incorporated		
.0707	UnitedHealth Group Incorporated	48038	91-1312551		0001225843		UnitedHealthcare of Washington, Inc.	WA	IA	United HealthCare Services, Inc.	Ownership	100.000	UnitedHealth Group Incorporated		
.0707	UnitedHealth Group Incorporated	95710	39-1555888				UnitedHealthcare of Wisconsin, Inc.	WI	IA	UnitedHealthcare, Inc.	Ownership	100.000	UnitedHealth Group Incorporated		
.0707	UnitedHealth Group Incorporated	95378	36-3379945				UnitedHealthcare Plan of the River Valley, Inc.	IL	RE	UnitedHealthcare Services Company of the River Valley, Inc.	Ownership	100.000	UnitedHealth Group Incorporated		
		.00000	98-1372065				UnitedHealthcare Risk Designated Activity Company	IRL	NIA	UHC Holdings (Ireland) Limited	Ownership	100.000	UnitedHealth Group Incorporated		
		.00000	47-0854646				UnitedHealthcare Service LLC	DE	NIA	UnitedHealthcare Insurance Company	Ownership	100.000	UnitedHealth Group Incorporated		
		.00000	36-3355110				UnitedHealthcare Services Company of the River Valley, Inc.	DE	UDP	UnitedHealthcare, Inc.	Ownership	100.000	UnitedHealth Group Incorporated		
		.00000	01-0518346				UnitedHealthcare Specialty Benefits, LLC	ME	NIA	Specialty Benefits, LLC	Ownership	100.000	UnitedHealth Group Incorporated		
		.00000	41-1922511				UnitedHealthcare, Inc.	DE	UJP	United HealthCare Services, Inc.	Ownership	100.000	UnitedHealth Group Incorporated		
		.00000	33-0812827				Upland Outpatient Surgical Center, L.P.	CA	NIA	NSC Upland, LLC	Ownership	80.000	UnitedHealth Group Incorporated		.34
		.00000	26-0382877		0001453198		Urgent Care Holdings, Inc.	DE	NIA	Optum Clinics Intermediate Holdings, Inc.	Ownership	100.000	UnitedHealth Group Incorporated		
		.00000	26-3667220				Urgent Care MSO, LLC	DE	NIA	Urgent Care Holdings, Inc.	Ownership	100.000	UnitedHealth Group Incorporated		
		.00000	75-2613230				Urology Associates of North Texas, P.L.L.C.	TX	NIA	USMD Affiliated Services	Ownership	100.000	UnitedHealth Group Incorporated		
		.00000	20-8048861				USMD Administrative Services, L.L.C.	TX	NIA	USMD Inc.	Ownership	100.000	UnitedHealth Group Incorporated		
		.00000	27-2956222				USMD Affiliated Services	TX	NIA	USMD Inc.	Ownership	100.000	UnitedHealth Group Incorporated		
		.00000	27-2866866		0001507881		USMD Holdings, Inc.	DE	NIA	WellMed Medical Management, Inc.	Ownership	100.000	UnitedHealth Group Incorporated		
		.00000	20-8050318		0001404693		USMD Inc.	TX	NIA	USMD Holdings, Inc.	Ownership	100.000	UnitedHealth Group Incorporated		
		.00000	35-2446102				USMD PPM, LLC	TX	NIA	USMD Inc.	Ownership	100.000	UnitedHealth Group Incorporated		
		.00000	87-0757396				Valley Physicians Network, Inc.	CA	NIA	PrimeCare Medical Network, Inc.	Ownership	100.000	UnitedHealth Group Incorporated		
		.00000					Waco Outpatient Surgical Center, Inc.	TX	NIA	Surgery Center Holding, LLC	Ownership	100.000	UnitedHealth Group Incorporated		
		.00000					Waco Surgical Center, Ltd.	TX	NIA	Waco Outpatient Surgical Center, Inc.	Ownership	51.000	UnitedHealth Group Incorporated		.35
		.00000	36-3469841				Wauwatosa Outpatient Surgery Center, LLC	DE	NIA	Surgery Centers-West Holdings, LLC	Ownership	100.000	UnitedHealth Group Incorporated		
		.00000	36-3469839				Wauwatosa Surgery Center, Limited Partnership	WI	NIA	Wauwatosa Outpatient Surgery Center, LLC	Ownership	51.000	UnitedHealth Group Incorporated		.36
		.00000	20-5429310				Wayland Square Surgicare Acquisition, L.P.	RI	NIA	Wayland Square Surgicare GP, Inc.	Ownership	59.000	UnitedHealth Group Incorporated		.37
		.00000	75-2500274				Wayland Square Surgicare GP, Inc.	RI	NIA	Surgery Center Holding, LLC	Ownership	100.000	UnitedHealth Group Incorporated		
		.00000	74-2797745				WellMed Medical Management of Florida, Inc.	FL	NIA	WellMed Medical Management, Inc.	Ownership	100.000	UnitedHealth Group Incorporated		
		.00000	74-2786364				WellMed Medical Management, Inc.	TX	NIA	Collaborative Care Holdings, LLC	Ownership	80.000	UnitedHealth Group Incorporated		.38
		.00000	41-2250215				WellMed Networks - DFW, Inc.	TX	NIA	WellMed Medical Management, Inc.	Ownership	0.000	UnitedHealth Group Incorporated		.38
		.00000	27-2809113				West Coast Endoscopy Holdings, LLC	DE	NIA	SCA Surgery Holdings, LLC	Ownership	100.000	UnitedHealth Group Incorporated		
		.00000	45-0636596				WESTMED Practice Partners LLC	DE	NIA	Collaborative Care Holdings, LLC	Ownership	86.150	UnitedHealth Group Incorporated		.38
		.00000	46-5548304				Winchester Endoscopy, LLC	IL	NIA	SCA-Winchester, LLC	Ownership	51.000	UnitedHealth Group Incorporated		.1
		.00000	62-1587564				Winter Park, LLC	TN	NIA	SCA-Winter Park, Inc.	Ownership	51.000	UnitedHealth Group Incorporated		.1
		.00000	52-2102846		0001314524		XLHealth Corporation	MD	NIA	United HealthCare Services, Inc.	Ownership	100.000	UnitedHealth Group Incorporated		
		.00000	98-1107695				XLHealth Corporation India Private Limited	IND	NIA	XLHealth Corporation	Ownership	100.000	UnitedHealth Group Incorporated		

STATEMENT AS OF JUNE 30, 2017 OF THE UnitedHealthcare Plan of the River Valley, Inc.

SCHEDULE Y
PART 1A - DETAIL OF INSURANCE HOLDING COMPANY SYSTEM

1	2	3	4	5	6	7	8	9	10	11	12	13	14	15	16
Group Code	Group Name	NAIC Company Code	ID Number	Federal RSSD	CIK	Name of Securities Exchange if Publicly Traded (U.S. or International)	Names of Parent, Subsidiaries Or Affiliates	Domiciliary Location	Relationship to Reporting Entity	Directly Controlled by (Name of Entity/Person)	Type of Control (Ownership, Board, Management, Attorney-in-Fact, Influence, Other)	If Control is Ownership Provide Percentage	Ultimate Controlling Entity(ies)/Person(s)	Is an SCA Filing Required? (Y/N)	*
		.00000	11-3764012				Your Health Options Insurance Services, Inc.	CA	NIA	PrimeCare Medical Network, Inc.	Ownership	100.000	UnitedHealth Group Incorporated		
		.00000	27-0172594				Your Partner in Health Services, Inc.	IL	NIA	North American Medical Management - Illinois, Inc.	Ownership	100.000	UnitedHealth Group Incorporated		

Asterisk	Explanation
1	TBD - the minority owners will be disclosed in a future reporting period.
2	The remaining percentage is owned by former controlling shareholders or current officers or directors of the company.
3	NSC Lancaster, LLC holds a 81.24% limited partnership interest and a 1% general partnership interest in Antelope Valley Surgery Center, L.P. The remaining percentage is TBD and will be disclosed in a future reporting period.
4	Surgery Center Holding, LLC holds a 51% general partnership interest and a 23.94% limited partnership interest in B.R.A.S.S. Partnership in Commendam. The remaining percentage is TBD and will be disclosed in a future reporting period.
5	Bakersfield-SC, LLC holds a 25% general partnership interest and a 71% limited partnership interest in Bakersfield Physicians Plaza Surgical Center, L.P. The remaining percentage is TBD and will be disclosed in a future reporting period.
6	Blackstone Valley Surgicare GP, LLC holds a 40% general partnership interest and a 59% limited partnership interest in Blackstone Valley Surgicare Acquisition, L.P. The remaining percentage is TBD and will be disclosed in a future reporting period.
7	SCA-Citrus, Inc. holds a 52% general partnership interest and a 5% limited partnership interest in Citrus Regional Surgery Center, L.P. The remaining percentage is TBD and will be disclosed in a future reporting period.
8	SCA-Colorado Springs, LLC holds a 51% general partnership interest and a 44% limited partnership interest in Colorado Springs Surgery Center, Ltd. The remaining percentage is TBD and will be disclosed in a future reporting period.
9	Connecticut Surgical Center, LLC holds a 51% general partnership interest and a 14% limited partnership interest in Connecticut Surgery Center, Limited Partnership. The remaining percentage is TBD and will be disclosed in a future reporting period.
10	SCA-Florence, LLC holds a 50% general partnership interest in Florence Surgery Center, L.P. The remaining percentage is TBD and will be disclosed in a future reporting period.
11	Gadsden Surgery Center, LLC holds a 51% general partnership interest and a 6.5% limited partnership interest in Gadsden Surgery Center, Ltd. The remaining percentage is TBD and will be disclosed in a future reporting period.
12	SCA-Northeast Georgia Health, LLC holds a 51% general partnership interest and a 35% limited partnership interest in Gainesville Surgery Center, L.P. The remaining percentage is TBD and will be disclosed in a future reporting period.
13	Surgery Centers-West Holdings, LLC holds a 71% limited partnership interest and a 1% general partnership interest in Golden Triangle Surgicenter, L.P. The remaining percentage is TBD and will be disclosed in a future reporting period.
14	Surgery Center of Vero Beach, Inc. holds a 40% general partnership interest and a 59% limited partnership interest in Indian River Surgery Center, Ltd. The remaining percentage is TBD and will be disclosed in a future reporting period.
15	Redlands Ambulatory Surgery Center holds a 51% general partnership interest and a 7.22% limited partnership interest in Inland Surgery Center, L.P. SC Affiliates also holds a 13.03% limited partnership interest in Inland Surgery Center, L.P. The remaining percentage is TBD and will be disclosed in a future reporting period.
16	Surgery Center of Louisville, LLC holds a 51% general partnership interest and a 14.4% limited partnership interest in Louisville S.C., Ltd. The remaining percentage is TBD and will be disclosed in a future reporting period.
17	SCA-Eugene, Inc. holds a 51% general partnership interest and a 41% limited partnership interest in McKenzie Surgery Center, L.P. The remaining percentage is TBD and will be disclosed in a future reporting period.
18	Mississippi Surgery Holdings, LLC holds a 41% general partnership interest and a 59% limited partnership interest in Mississippi Surgical Center Limited Partnership. The remaining percentage is TBD and will be disclosed in a future reporting period.
19	SCA-Mt. Pleasant, LLC holds a 51% general partnership interest and a 44.41% limited partnership interest in Mt. Pleasant Surgery Center, L.P. The remaining percentage is TBD and will be disclosed in a future reporting period.
20	Northwest Surgicare, LLC holds a 51% general partnership interest and a 5% limited partnership interest in Northwest Surgicare, Ltd., an IL Limited Partnership. The remaining percentage is TBD and will be disclosed in a future reporting period.
21	Pasteur Plaza Surgery Center GP, Inc. holds a 51% general partnership interest and a 27.706% limited partnership interest in Pasteur Plaza Surgery Center, L.P. The remaining percentage is TBD and will be disclosed in a future reporting period.
22	Pomerado Outpatient Surgical Center, Inc. holds a 50.75% general partnership interest and 6% limited partnership interest in Pomerado Outpatient Surgical Center, L.P. The remaining percentage is TBD and will be disclosed in a future reporting period.
23	SCA Salt Lake Surgical Center, Inc. holds a 71.25% limited partnership interest and a 20% general partnership interest in Salt Lake Surgical Center, L.P. The remaining percentage is TBD and will be disclosed in a future reporting period.
24	NSC Sarasota, Inc. holds a 81.1% limited partnership interest and a 1.02% general partnership interest in Sarasota Endoscopy Center, L.P. The remaining percentage is TBD and will be disclosed in a future reporting period.
25	Bakersfield Physicians Plaza Surgical Center, L.P. holds a 99% general partnership interest and Physicians Plaza Holdings, LLC holds a 1% limited partnership interest in Southwest Surgical Center of Bakersfield, L.P. The remaining percentage is TBD and will be disclosed in a future reporting period.
26	SCA-Merritt, LLC holds a 50.08% general partnership interest in Space Coast Surgery Center, Ltd. The remaining percentage is TBD and will be disclosed in a future reporting period.
27	SCA Stonegate Holdings, LLC holds a 52% general partnership interest in Stonegate Surgery Center, L.P. The remaining percentage is TBD and will be disclosed in a future reporting period.
28	SCA of Clarksville, Inc. holds a 51% general partnership interest and a 49% limited partnership interest in Surgery Center of Clarksville, L.P. The remaining percentage is TBD and will be disclosed in a future reporting period.
29	Surgery Center of Des Moines, LLC holds a 51% general partnership interest and a 14.85% limited partnership interest in Surgery Centers of Des Moines, Ltd., an IA Limited Partnership. The remaining percentage is TBD and will be disclosed in a future reporting period.
30	SCA-South Jersey, LLC holds a 51% general partnership interest and a 19.95% limited partnership interest in Surgical Center of South Jersey, Limited Partnership. SC Affiliates, LLC also holds a 0.73% limited partnership interest in Surgical Center of South Jersey, Limited Partnership. The remaining percentage is TBD and will be disclosed in a future reporting period.
31	Surgicare of Minneapolis, LLC holds a 50% general partnership interest and a 30.5% limited partnership interest in Surgicare of Minneapolis, Ltd., a MN Limited Partnership. The remaining percentage is TBD and will be disclosed in a future reporting period.
32	Surgery Center of Easton, LLC holds a 57% general partnership interest in The Surgery Center of Easton, L.P. The remaining percentage is TBD and will be disclosed in a future reporting period.
33	Muskogee Surgical Investors, LLC holds a 51% general partnership interest and a 17.5% limited partnership interest in Three Rivers Surgical Care, L.P. The remaining percentage is TBD and will be disclosed in a future reporting period.
34	NSC Upland, LLC holds an 80% general partnership interest and a 12.81% limited partnership interest in Upland Outpatient Surgical Center, L.P. The remaining percentage is TBD and will be disclosed in a future reporting period.
35	Waco Outpatient Surgical Center, Inc. holds a 51% general partnership interest and a 48% limited partnership interest in Waco Surgical Center, Ltd. The remaining percentage is TBD and will be disclosed in a future reporting period.
36	Wauwatosa Outpatient Surgery Center, LLC holds a 51% limited partnership interest in Wauwatosa Surgery Center, Limited Partnership. The remaining percentage is TBD and will be disclosed in a future reporting period.
37	Wayland Square Surgicare GP, Inc. holds a 40% general partnership interest and a 59% limited partnership interest in Wayland Square Surgicare Acquisition, L.P. The remaining percentage is TBD and will be disclosed in a future reporting period.
38	The remaining percentage is owned by a non-affiliated entity.

16.18

STATEMENT AS OF JUNE 30, 2017 OF THE UnitedHealthcare Plan of the River Valley, Inc.

Asterisk	Explanation
39	The remaining percentages are owned by external shareholders and Treasury Shares.
40	The remaining percentage is owned by external shareholders. Corporate secretarial services for this entity are the responsibility of the portfolio company.
41	The general partnership interest of 89.77% is held by United HealthCare Services, Inc. (UHS) and 10.23% is held by UnitedHealthcare, Inc. (UHC). UHS also holds 100% of the limited partnership interests. When combining general and limited partner interests, UHS owns 94.18% and UHC owns 5.82%.

SUPPLEMENTAL EXHIBITS AND SCHEDULES INTERROGATORIES

The following supplemental reports are required to be filed as part of your statement filing. However, in the event that your company does not transact the type of business for which the special report must be filed, your response of NO to the specific interrogatory will be accepted in lieu of filing a "NONE" report and a bar code will be printed below. If the supplement is required of your company but is not being filed for whatever reason enter SEE EXPLANATION and provide an explanation following the interrogatory questions.

	Response
1. Will the Medicare Part D Coverage Supplement be filed with the state of domicile and the NAIC with this statement?	NO

Explanation:

1. The Company does not offer stand-alone Medicare Part D product.

Bar Code:

1. Medicare Part D Coverage Supplement [Document Identifier 365]



OVERFLOW PAGE FOR WRITE-INS

Additional Write-ins for Assets Line 25

	Current Statement Date			4 Prior Year Net Admitted Assets
	1 Assets	2 Nonadmitted Assets	3 Net Admitted Assets (Cols. 1 - 2)	
2504. State Taxes Receivable	2,993	0	2,993	120,978
2505. Service Fee Billing	1,871	1,871	0	0
2506. Premium Tax Receivable	0	0	0	273,631
2597. Summary of remaining write-ins for Line 25 from overflow page	4,864	1,871	2,993	394,609

SCHEDULE A - VERIFICATION

Real Estate

	1 Year to Date	2 Prior Year Ended December 31
1. Book/adjusted carrying value, December 31 of prior year		
2. Cost of acquired:		
2.1 Actual cost at time of acquisition		
2.2 Additional investment made after acquisition		
3. Current year change in encumbrances		
4. Total gain (loss) on disposals		
5. Deduct amounts received on disposals		
6. Total foreign exchange change in book/adjusted carrying value		
7. Deduct current year's other than temporary impairment recognized		
8. Deduct current year's depreciation		
9. Book/adjusted carrying value at the end of current period (Lines 1+2+3+4-5+6-7-8)		
10. Deduct total nonadmitted amounts		
11. Statement value at end of current period (Line 9 minus Line 10)		

NONE

SCHEDULE B - VERIFICATION

Mortgage Loans

	1 Year to Date	2 Prior Year Ended December 31
1. Book value/recorded investment excluding accrued interest, December 31 of prior year		
2. Cost of acquired:		
2.1 Actual cost at time of acquisition		
2.2 Additional investment made after acquisition		
3. Capitalized deferred interest and other		
4. Accrual of discount		
5. Unrealized valuation increase (decrease)		
6. Total gain (loss) on disposals		
7. Deduct amounts received on disposals		
8. Deduct amortization of premium and mortgage interest paid and commitment fees		
9. Total foreign exchange change in book value/recorded investment excluding accrued interest		
10. Deduct current year's other than temporary impairment recognized		
11. Book value/recorded investment excluding accrued interest at end of current period (Lines 1+2+3+4+5+6-7-8+9-10)		
12. Total valuation allowance		
13. Subtotal (Line 11 plus Line 12)		
14. Deduct total nonadmitted amounts		
15. Statement value at end of current period (Line 13 minus Line 14)		

NONE

SCHEDULE BA - VERIFICATION

Other Long-Term Invested Assets

	1 Year to Date	2 Prior Year Ended December 31
1. Book/adjusted carrying value, December 31 of prior year	15,752,782	17,777,164
2. Cost of acquired:		
2.1 Actual cost at time of acquisition	0	9,387
2.2 Additional investment made after acquisition	0	0
3. Capitalized deferred interest and other	0	0
4. Accrual of discount	0	0
5. Unrealized valuation increase (decrease)	0	0
6. Total gain (loss) on disposals	0	0
7. Deduct amounts received on disposals	2,426	97,151
8. Deduct amortization of premium and depreciation	935,184	1,936,618
9. Total foreign exchange change in book/adjusted carrying value	0	0
10. Deduct current year's other than temporary impairment recognized	0	0
11. Book/adjusted carrying value at end of current period (Lines 1+2+3+4+5+6-7-8+9-10)	14,815,172	15,752,782
12. Deduct total nonadmitted amounts	0	0
13. Statement value at end of current period (Line 11 minus Line 12)	14,815,172	15,752,782

SCHEDULE D - VERIFICATION

Bonds and Stocks

	1 Year to Date	2 Prior Year Ended December 31
1. Book/adjusted carrying value of bonds and stocks, December 31 of prior year	622,912,802	617,059,033
2. Cost of bonds and stocks acquired	98,891,912	286,515,204
3. Accrual of discount	61,501	99,332
4. Unrealized valuation increase (decrease)	0	0
5. Total gain (loss) on disposals	883,879	3,969,574
6. Deduct consideration for bonds and stocks disposed of	136,219,490	275,192,866
7. Deduct amortization of premium	4,856,797	9,285,433
8. Total foreign exchange change in book/adjusted carrying value	0	0
9. Deduct current year's other than temporary impairment recognized	0	252,042
10. Book/adjusted carrying value at end of current period (Lines 1+2+3+4+5-6-7+8-9)	581,673,807	622,912,802
11. Deduct total nonadmitted amounts	0	0
12. Statement value at end of current period (Line 10 minus Line 11)	581,673,807	622,912,802

STATEMENT AS OF JUNE 30, 2017 OF THE UnitedHealthcare Plan of the River Valley, Inc.

SCHEDULE D - PART 1B

Showing the Acquisitions, Dispositions and Non-Trading Activity
During the Current Quarter for all Bonds and Preferred Stock by NAIC Designation

NAIC Designation	1 Book/Adjusted Carrying Value Beginning of Current Quarter	2 Acquisitions During Current Quarter	3 Dispositions During Current Quarter	4 Non-Trading Activity During Current Quarter	5 Book/Adjusted Carrying Value End of First Quarter	6 Book/Adjusted Carrying Value End of Second Quarter	7 Book/Adjusted Carrying Value End of Third Quarter	8 Book/Adjusted Carrying Value December 31 Prior Year
BONDS								
1. NAIC 1 (a)	674,926,394	2,081,843,635	2,208,258,192	(2,467,000)	674,926,394	546,044,837	0	636,643,795
2. NAIC 2 (a)	69,658,591	5,117,820	5,102,290	156,126	69,658,591	69,830,247	0	66,782,128
3. NAIC 3 (a)	0	0	0	0	0	0	0	0
4. NAIC 4 (a)	0	0	0	0	0	0	0	0
5. NAIC 5 (a)	0	0	0	0	0	0	0	0
6. NAIC 6 (a)	0	0	0	0	0	0	0	0
7. Total Bonds	744,584,985	2,086,961,455	2,213,360,482	(2,310,874)	744,584,985	615,875,084	0	703,425,923
PREFERRED STOCK								
8. NAIC 1	0	0	0	0	0	0	0	0
9. NAIC 2	0	0	0	0	0	0	0	0
10. NAIC 3	0	0	0	0	0	0	0	0
11. NAIC 4	0	0	0	0	0	0	0	0
12. NAIC 5	0	0	0	0	0	0	0	0
13. NAIC 6	0	0	0	0	0	0	0	0
14. Total Preferred Stock	0	0	0	0	0	0	0	0
15. Total Bonds and Preferred Stock	744,584,985	2,086,961,455	2,213,360,482	(2,310,874)	744,584,985	615,875,084	0	703,425,923

(a) Book/Adjusted Carrying Value column for the end of the current reporting period includes the following amount of short-term and cash equivalent bonds by NAIC designation:

NAIC 1 \$31,922,707 ; NAIC 2 \$2,278,569 ; NAIC 3 \$0 ; NAIC 4 \$0 ; NAIC 5 \$0 ; NAIC 6 \$0

S102

SCHEDULE DA - PART 1

Short-Term Investments

	1	2	3	4	5
	Book/Adjusted Carrying Value	Par Value	Actual Cost	Interest Collected Year-to-Date	Paid for Accrued Interest Year-to-Date
9199999 Totals	33,801,292	xxx	33,824,256	165,165	30,463

SCHEDULE DA - VERIFICATION

Short-Term Investments

	1	2
	Year To Date	Prior Year Ended December 31
1. Book/adjusted carrying value, December 31 of prior year	72,588,794	243,892,130
2. Cost of short-term investments acquired	3,825,597,538	6,566,254,229
3. Accrual of discount	18,033	23,888
4. Unrealized valuation increase (decrease)	0	0
5. Total gain (loss) on disposals	0	2,843
6. Deduct consideration received on disposals	3,864,354,388	6,737,305,759
7. Deduct amortization of premium	48,685	278,537
8. Total foreign exchange change in book/adjusted carrying value	0	0
9. Deduct current year's other than temporary impairment recognized	0	0
10. Book/adjusted carrying value at end of current period (Lines 1+2+3+4+5-6-7+8-9)	33,801,292	72,588,794
11. Deduct total nonadmitted amounts	0	0
12. Statement value at end of current period (Line 10 minus Line 11)	33,801,292	72,588,794

Schedule DB - Part A - Verification - Options, Caps, Floors, Collars, Swaps and Forwards

N O N E

Schedule DB - Part B - Verification - Futures Contracts

N O N E

Schedule DB - Part C - Section 1 - Replication (Synthetic Asset) Transactions (RSATs) Open

N O N E

Schedule DB-Part C-Section 2-Reconciliation of Replication (Synthetic Asset) Transactions Open

N O N E

Schedule DB - Verification - Book/Adjusted Carrying Value, Fair Value and Potential Exposure of
Derivatives

N O N E

SCHEDULE E - VERIFICATION

(Cash Equivalents)

	1	2
	Year To Date	Prior Year Ended December 31
1. Book/adjusted carrying value, December 31 of prior year	7,924,332	8,802,099
2. Cost of cash equivalents acquired	1,200,481	11,379,709
3. Accrual of discount	684	2,265
4. Unrealized valuation increase (decrease)	0	0
5. Total gain (loss) on disposals	0	0
6. Deduct consideration received on disposals	8,725,000	12,255,000
7. Deduct amortization of premium	512	4,741
8. Total foreign exchange change in book/adjusted carrying value	0	0
9. Deduct current year's other than temporary impairment recognized	0	0
10. Book/adjusted carrying value at end of current period (Lines 1+2+3+4+5-6-7+8-9)	399,985	7,924,332
11. Deduct total nonadmitted amounts	0	0
12. Statement value at end of current period (Line 10 minus Line 11)	399,985	7,924,332

Schedule A - Part 2 - Real Estate Acquired and Additions Made

N O N E

Schedule A - Part 3 - Real Estate Disposed

N O N E

Schedule B - Part 2 - Mortgage Loans Acquired and Additions Made

N O N E

Schedule B - Part 3 - Mortgage Loans Disposed, Transferred or Repaid

N O N E

STATEMENT AS OF JUNE 30, 2017 OF THE UnitedHealthcare Plan of the River Valley, Inc.

SCHEDULE BA - PART 2

Showing Other Long-Term Invested Assets ACQUIRED AND ADDITIONS MADE During the Current Quarter

1 CUSIP Identification	2 Name or Description	3 Location		5 Name of Vendor or General Partner	6 NAIC Designation	7 Date Originally Acquired	8 Type and Strategy	9 Actual Cost at Time of Acquisition	10 Additional Investment Made After Acquisition	11 Amount of Encumbrances	12 Commitment for Additional Investment	13 Percentage of Ownership
		City	State									
NONE												
4699999 - Totals												XXX

SCHEDULE BA - PART 3

Showing Other Long-Term Invested Assets DISPOSED, Transferred or Repaid During the Current Quarter

1 CUSIP Identification	2 Name or Description	3 Location		5 Name of Purchaser or Nature of Disposal	6 Date Originally Acquired	7 Disposal Date	8 Book/ Adjusted Carrying Value Less Encum- brances, Prior Year	9 Change in Book/Adjusted Carrying Value						15 Book/ Adjusted Carrying Value Less Encum- brances on Disposal	16 Consid- eration	17 Foreign Exchange Gain (Loss) on Disposal	18 Realized Gain (Loss) on Disposal	19 Total Gain (Loss) on Disposal	20 Invest- ment Income					
		City	State					9 Unrealized Valuation Increase (De- crease)	10 Current Year's (Depre- ciation) or (Amorti- zation)/ Accretion	11 Current Year's Other Than Temporary Impair- ment Recog- nized	12 Capital- ized Deferred Interest and Other	13 Total Change in Book/ Adjusted Carrying Value (9+10- 11+12)	14 Total Foreign Exchange in Book/ Adjusted Carrying Value											
	US Bancorp Guar Fed LIHTC Fd 2012-5 Prv P	MO		Paydown	07/02/2012		179,477	0	(179,477)	0	0	(179,477)	0	179,477	2,426	0	0	0	0					
3199999. Guaranteed Federal Low Income Housing Tax Credit - Unaffiliated							179,477	0	(179,477)	0	0	(179,477)	0	179,477	2,426	0	0	0	0					
	Enterprise N Guar Fed LIHTC PrvPlc CS	US		Paydown	08/27/2013		288,115	0	(288,115)	0	0	(288,115)	0	288,115	0	0	0	0	0					
3399999. Non-Guaranteed Federal Low Income Housing Tax Credit - Unaffiliated							288,115	0	(288,115)	0	0	(288,115)	0	288,115	0	0	0	0	0					
4499999. Total - Unaffiliated							467,592	0	(467,592)	0	0	(467,592)	0	467,592	2,426	0	0	0	0					
4599999. Total - Affiliated							0	0	0	0	0	0	0	0	0	0	0	0	0					
4699999 - Totals												467,592	0	(467,592)	0	0	(467,592)	0	467,592	2,426	0	0	0	0

E03

STATEMENT AS OF JUNE 30, 2017 OF THE UnitedHealthcare Plan of the River Valley, Inc.

SCHEDULE D - PART 3

Show All Long-Term Bonds and Stock Acquired During the Current Quarter

1	2	3	4	5	6	7	8	9	10
CUSIP Identification	Description	Foreign	Date Acquired	Name of Vendor	Number of Shares of Stock	Actual Cost	Par Value	Paid for Accrued Interest and Dividends	NAIC Designation or Market Indicator (a)
912828-PX-2	US Treasury Note 3.625% 02/15/21		.05/16/2017	Bank of New York		332,475	310,000	2,825	1
912828-S6-8	US Treasury Note 0.750% 07/31/18		.05/31/2017	CitiGroup		795,813	800,000	2,006	1
912828-T8-3	US Treasury Note 0.750% 10/31/18		.05/15/2017	Deutsche Bank		496,465	500,000	164	1
912828-V9-8	US Treasury Note 2.250% 02/15/27		.05/08/2017	JP Morgan Chase		1,881,594	1,900,000	9,802	1
912828-XR-6	US Treasury Note 1.750% 05/31/22		.06/07/2017	Goldman Sachs		9,661,309	9,650,000	3,691	1
0599999. Subtotal - Bonds - U.S. Governments						13,167,656	13,160,000	18,488	XXX
31323F-JS-7	FHLMC Pool 002073 MBS 4.500% 07/01/41		.04/27/2017	JP Morgan Chase		2,684,630	2,480,386	8,371	1
59261A-JH-1	MET TRANSPRTN AU Rev Bond Non Call 5.000% 11/15/21		.06/07/2017	Fidelity Capital Markets		5,774	5,000	19	1FE
645790-JL-1	NEW JERSEY ST HL Rev Bond Non Call 5.000% 07/01/25		.04/06/2017	Merrill Lynch		5,628,693	4,750,000	0	1FE
3199999. Subtotal - Bonds - U.S. Special Revenues						8,319,297	7,235,386	8,390	XXX
00287Y-AT-6	ABBVIE INC Corp Note Call MW 2.500% 05/14/20		.06/13/2017	JP Morgan Chase		1,203,161	1,190,000	2,644	2FE
0258MO-EJ-4	AMERICAN EXPRESS Corp Note Call 1.502% 05/03/19		.04/27/2017	Goldman Sachs		100,000	100,000	0	1FE
03065V-AE-7	AmeriCredit Auto AMCAR 2016-1 B ABS 2.300% 03/08/21		.06/08/2017	Wachovia Bank		2,406,245	2,390,000	763	1FE
031162-CL-2	AMGEN INC Corp Note Non Call 1.505% 05/10/19		.05/08/2017	Merrill Lynch		158,000	158,000	0	2FE
06051G-FZ-7	BANK OF AMER CRP Corp Note Call MW 2.503% 10/21/22		.06/14/2017	Merrill Lynch		1,216,064	1,230,000	4,960	2FE
06406H-DB-2	BANK OF NY MELLO Corp Note Non Call 1.600% 05/22/18		.05/08/2017	Market Access		110,065	110,000	826	1FE
14314J-AC-4	CarMax Auto Owne CARMX 2017-1 A3 ABS 1.980% 11/15/21		.06/20/2017	Wachovia Bank		426,760	425,000	187	1FE
17120C-AC-6	Chrysler Capital CCART 2016-AA A3 ABS Prv Plc 1.770% 10/15/20		.06/09/2017	JP Morgan Chase		1,932,940	1,930,000	2,752	1FE
20030N-AW-1	COMCAST CORP Corp Note Cont Call 5.700% 05/15/18		.05/05/2017	Pershing		501,130	481,000	13,328	1FE
25746U-CU-1	DOMINION ENERGY Corp Note Non Call Prv Plc 1.752% 06/01/19		.06/01/2017	Wells Fargo		400,000	400,000	0	2FE
291011-AX-2	EMERSON ELECTRIC Corp Note MW 5.250% 10/15/18		.06/07/2017	Pierpont Securities LLC		424,468	405,000	3,367	1FE
341099-CK-3	DUKE ENERGY FLA Corp Note Cont Call 5.650% 06/15/18		.06/05/2017	Merrill Lynch		364,588	350,000	9,503	1FE
34530N-AA-5	FORD CREDIT AUTO FORDR 2014-2 A ABS Prv Plc 2.310% 04/15/26		.06/09/2017	JP Morgan Chase		2,042,252	2,020,000	3,759	1FE
34531H-AD-1	Ford Credit Auto FORDO 2017-B A3 ABS 1.690% 11/15/21		.06/20/2017	JP Morgan Chase		1,579,930	1,580,000	0	1FE
34532E-AE-5	Ford Credit Auto FORDO 2016-B A4 ABS 1.520% 08/15/21		.06/09/2017	JP Morgan Chase		1,079,702	1,085,000	1,329	1FE
36251L-AE-3	GM Financial Aut GIALT 2016-2 A4 ABS 1.760% 03/20/20		.06/08/2017	Merrill Lynch		1,609,245	1,610,000	1,810	1FE
36254A-AC-8	GM Financial Sec GMCAR 2017-1A A2B ABS Prv Plc 1.292% 03/16/20		.04/03/2017	JP Morgan Chase		1,175,000	1,175,000	0	1FE
38013M-AE-6	GM Financial Aut GIALT 2017-2 A4 ABS 2.180% 06/21/21		.06/07/2017	CitiGroup		2,714,449	2,715,000	0	1FE
38141G-WB-6	GOLDMAN SACHS GP Corp Note Call MW 3.850% 01/26/27		.05/02/2017	Goldman Sachs		797,081	785,000	8,311	1FE
43811B-AC-8	Honda Auto Recei HAROT 2017-2 A3 ABS 1.680% 08/16/21		.06/20/2017	CitiGroup		2,394,793	2,395,000	0	1FE
44891B-AD-7	Hyundai Auto Lea HALST 2016-B A3 ABS Prv Plc 1.520% 10/15/19		.06/09/2017	JP Morgan Chase		964,736	965,000	1,182	1FE
458140-BA-7	INTEL CORP Corp Note Non Call 1.262% 05/11/20		.05/08/2017	Morgan Stanley		300,000	300,000	0	1FE
49456B-AF-8	KINDER MORGAN Corp Note Call MW 4.300% 06/01/25		.06/26/2017	CitiGroup		340,291	325,000	1,087	2FE
57629H-BS-8	MASSMUTUAL GLBL Corp Note Non Call Prv Plc 2.100% 08/02/18		.04/25/2017	Wells Fargo		368,529	366,000	1,836	1FE
63743H-EP-3	NATL RURAL UTIL Corp Note Non Call 1.350% 04/05/19		.04/06/2017	RBC Capital Markets		797,000	797,000	0	1FE
64952W-CQ-4	NEW YORK LIFE GL Corp Note Non Call Prv Plc 1.425% 04/09/20		.04/06/2017	Merrill Lynch		124,000	124,000	0	1FE
69353R-FD-5	PNC BANK NA Corp Note Non Call 1.538% 05/19/20		.05/16/2017	CitiGroup		500,000	500,000	0	1FE
747525-AN-3	QUALCOMM INC Corp Note Non Call 1.532% 05/20/19		.05/19/2017	Goldman Sachs		263,000	263,000	0	1FE
747525-AP-8	QUALCOMM INC Corp Note MW 2.100% 05/20/20		.05/19/2017	Goldman Sachs		564,966	565,000	0	1FE
80285C-AG-6	Santander Drive SDART 2016-2 B ABS 2.080% 02/16/21		.06/08/2017	Wachovia Bank		2,006,563	2,000,000	3,236	1FE
89236T-DY-8	TOYOTA MTR CRED Corp Note Non Call 1.446% 12/24/18		.06/19/2017	Merrill Lynch		549,000	549,000	0	1FE
90131H-CB-9	21ST CENTURY FOX Corp Note Call MW 3.375% 11/15/26		.04/12/2017	Tax Free Exchange		563,946	565,000	7,628	2FE
902494-BA-0	TYSON FOODS INC Corp Note Non Call 1.650% 05/30/19		.05/23/2017	Morgan Stanley		100,000	100,000	0	2FE
913017-CR-8	UNITED TECH CORP Corp Note Call MW 3.125% 05/04/27		.05/01/2017	Merrill Lynch		1,380,000	1,380,000	0	1FE
976656-CF-3	WISC ELEC POWER Corp Note Call MW 1.700% 06/15/18		.04/26/2017	CL KING & ASSOCIATES		793,624	792,000	5,086	1FE
06367T-PX-2	BANK OF MONTREAL Corp Note Non Call 2.100% 12/12/19	A	.06/14/2017	RBC Capital Markets		1,205,627	1,205,000	492	1FE
3899999. Subtotal - Bonds - Industrial and Miscellaneous (Unaffiliated)						33,462,155	33,330,000	74,086	XXX
8399997. Total - Bonds - Part 3						54,949,108	53,725,386	100,964	XXX
8399998. Total - Bonds - Part 5						XXX	XXX	XXX	XXX
8399999. Total - Bonds						54,949,108	53,725,386	100,964	XXX
8999997. Total - Preferred Stocks - Part 3						0	XXX	0	XXX
8999998. Total - Preferred Stocks - Part 5						XXX	XXX	XXX	XXX
8999999. Total - Preferred Stocks						0	XXX	0	XXX
9799997. Total - Common Stocks - Part 3						0	XXX	0	XXX
9799998. Total - Common Stocks - Part 5						XXX	XXX	XXX	XXX
9799999. Total - Common Stocks						0	XXX	0	XXX

E04

STATEMENT AS OF JUNE 30, 2017 OF THE UnitedHealthcare Plan of the River Valley, Inc.

SCHEDULE D - PART 3

Show All Long-Term Bonds and Stock Acquired During the Current Quarter

1 CUSIP Identification	2 Description	3 Foreign	4 Date Acquired	5 Name of Vendor	6 Number of Shares of Stock	7 Actual Cost	8 Par Value	9 Paid for Accrued Interest and Dividends	10 NAIC Designation or Market Indicator (a)
9899999. Total - Preferred and Common Stocks						0	XXX	0	XXX
9999999 - Totals						54,949,108	XXX	100,964	XXX

(a) For all common stock bearing the NAIC market indicator "U" provide: the number of such issues0

STATEMENT AS OF JUNE 30, 2017 OF THE UnitedHealthcare Plan of the River Valley, Inc.

SCHEDULE D - PART 4

Show All Long-Term Bonds and Stock Sold, Redeemed or Otherwise Disposed of During the Current Quarter

1	2	3	4	5	6	7	8	9	10	Change In Book/Adjusted Carrying Value					16	17	18	19	20	21	22
										11	12	13	14	15							
CUSIP Identification	Description	Foreign	Disposal Date	Name of Purchaser	Number of Shares of Stock	Consideration	Par Value	Actual Cost	Prior Year Book/Adjusted Carrying Value	Unrealized Valuation Increase/(Decrease)	Current Year's (Amortization)/Accretion	Current Year's Other Than Temporary Impairment Recognized	Total Change in Book/Adjusted Carrying Value (11 + 12 - 13)	Total Foreign Exchange Change in Book/Adjusted Carrying Value	Book/Adjusted Carrying Value at Disposal Date	Foreign Exchange Gain (Loss) on Disposal	Realized Gain (Loss) on Disposal	Total Gain (Loss) on Disposal	Bond Interest/Stock Dividends Received During Year	Stated Contractual Maturity Date	NAIC Designation or Market Indicator (a)
36220U-VU-8	GNMA Pool 283327 MBS 9.000% 12/15/19		06/01/2017	Paydown		.117	.117	.117	.116	.0	.0	.0	.0	.0	.117	.0	.0	.0	.4	12/15/2019	1
912828-C7-3	US Treasury Note 0.875% 04/15/17		04/15/2017	Maturity		900,000	900,000	901,195	900,317	.0	(317)	.0	(317)	.0	900,000	.0	.0	.0	3,938	04/15/2017	1
912828-GS-3	US Treasury Note 4.500% 05/15/17		05/15/2017	Maturity		2,010,000	2,010,000	2,035,063	2,035,390	.0	(25,390)	.0	(25,390)	.0	2,010,000	.0	.0	.0	45,225	05/15/2017	1
912828-SY-7	US Treasury Note 0.625% 05/31/17		05/31/2017	Maturity		1,800,000	1,800,000	1,800,070	1,800,027	.0	(27)	.0	(27)	.0	1,800,000	.0	.0	.0	5,625	05/31/2017	1
912828-WH-9	US Treasury Note 0.875% 05/15/17		05/15/2017	Maturity		900,000	900,000	900,879	900,281	.0	(281)	.0	(281)	.0	900,000	.0	.0	.0	3,938	05/15/2017	1
912828-YJ-4	US Treasury Bond 0.625% 06/30/17		06/30/2017	Maturity		1,500,000	1,500,000	1,499,648	1,499,851	.0	149	.0	149	.0	1,500,000	.0	.0	.0	4,688	06/30/2017	1
0599999	Subtotal - Bonds - U.S. Governments					7,110,117	7,110,117	7,437,972	7,135,982	0	(25,866)	0	(25,866)	0	7,110,117	0	0	0	63,418	XXX	XXX
20772J-DQ-2	CONNECTICUT ST GO Non Call 5.000% 11/01/18		06/07/2017	Siebert Bradford Shank		3,686,270	3,500,000	4,120,025	3,734,240	.0	(56,488)	.0	(56,488)	.0	3,677,752	.0	8,518	8,518	107,431	11/01/2018	1FE
373384-60-4	GEORGIA ST GO Non Call 5.000% 12/01/21		05/30/2017	Morgan Stanley		5,834,200	5,000,000	5,843,950	5,826,067	.0	(67,756)	.0	(67,756)	.0	5,758,311	.0	75,889	75,889	135,417	12/01/2021	1FE
658256-L2-6	NORTH CAROLINA S GO Non Call 5.000%		06/01/2017	Maturity		4,000,000	4,000,000	4,594,680	4,071,270	.0	(71,270)	.0	(71,270)	.0	4,000,000	.0	.0	.0	100,000	06/01/2017	1FE
70914P-LB-6	PENNSYLVANIA ST GO Non Call 5.000% 07/01/19		05/31/2017	JP Morgan Chase		4,203,415	3,885,000	4,629,478	4,135,993	.0	(42,011)	.0	(42,011)	.0	4,093,982	.0	109,433	109,433	180,221	07/01/2019	1FE
93974D-WT-1	WASHINGTON ST GO Non Call 5.000% 08/01/21		05/31/2017	UBS Financial Services		2,742,959	2,375,000	2,710,208	2,706,713	.0	(29,633)	.0	(29,633)	.0	2,677,080	.0	65,879	65,879	105,885	08/01/2021	1FE
1799999	Subtotal - Bonds - U.S. States, Territories and Possessions					20,466,844	18,760,000	21,898,341	20,474,283	0	(267,158)	0	(267,158)	0	20,207,125	0	259,719	259,719	628,954	XXX	XXX
442331-E2-6	HOUSTON TX GO Non Call 5.000% 03/01/21		05/30/2017	Janney Montgomery, Scott		4,539,480	4,000,000	4,780,160	4,507,687	.0	(49,007)	.0	(49,007)	.0	4,458,681	.0	80,799	80,799	150,556	03/01/2021	1FE
591852-TM-0	MET COUNCIL MINN GO Non Call 5.000% 09/01/17		06/02/2017	US Bank		3,887,769	3,850,000	4,662,389	3,955,901	.0	(68,534)	.0	(68,534)	.0	3,887,367	.0	401	401	147,583	09/01/2017	1FE
2499999	Subtotal - Bonds - U.S. Political Subdivisions of States, Territories and Possessions					8,427,249	7,850,000	9,442,549	8,463,588	0	(117,541)	0	(117,541)	0	8,346,048	0	81,200	81,200	298,139	XXX	XXX
010609-AP-0	ALABAMA ST PUBLI Rev Bond Non Call 5.000% 01/01/20		06/08/2017	Raymond James & Assoc		6,601,500	6,000,000	7,068,720	6,597,045	.0	(87,847)	.0	(87,847)	.0	6,509,198	.0	92,302	92,302	285,000	01/01/2020	1FE
3128MJ-VZ-0	FHLMC Pool G08631 MBS 3.000% 03/01/45		05/22/2017	Barclays Group Inc.		1,045,973	1,043,690	1,066,358	1,065,738	.0	(79)	.0	(79)	.0	1,065,658	.0	(19,685)	(19,685)	14,960	03/01/2045	1
3128MJ-VZ-0	FHLMC Pool G08631 MBS 3.000% 03/01/45		05/01/2017	Paydown		16,593	16,593	16,953	16,943	.0	(351)	.0	(351)	.0	16,593	.0	.0	.0	187	03/01/2045	1
3128PC-2X-9	FHLMC Pool J01690 MBS 5.000% 04/01/21		06/01/2017	Paydown		3,872	3,872	3,871	3,867	.0	5	.0	5	.0	3,872	.0	.0	.0	95	04/01/2021	1
3128PE-4K-1	FHLMC Pool J03526 MBS 6.000% 10/01/21		06/01/2017	Paydown		11,756	11,756	11,951	11,843	.0	(86)	.0	(86)	.0	11,756	.0	.0	.0	311	10/01/2021	1
3128PE-4P-0	FHLMC Pool J03530 MBS 6.000% 10/01/21		06/01/2017	Paydown		1,477	1,477	1,497	1,485	.0	(8)	.0	(8)	.0	1,477	.0	.0	.0	37	10/01/2021	1
3128PL-PR-7	FHLMC Pool J08532 MBS 5.500% 08/01/23		06/01/2017	Paydown		34,317	34,317	34,703	34,549	.0	(232)	.0	(232)	.0	34,317	.0	.0	.0	786	08/01/2023	1
3128PU-WF-5	FHLMC Pool J15146 MBS 4.500% 04/01/26		06/01/2017	Paydown		73,007	73,007	76,624	76,624	.0	(3,617)	.0	(3,617)	.0	73,007	.0	.0	.0	1,630	04/01/2026	1
3128PV-AA-2	FHLMC Pool J15427 MBS 4.500% 05/01/26		06/01/2017	Paydown		12,537	12,537	13,332	13,166	.0	(629)	.0	(629)	.0	12,537	.0	.0	.0	231	05/01/2026	1
3128PV-F3-9	FHLMC Pool J15586 MBS 4.500% 06/01/26		06/01/2017	Paydown		5,593	5,593	5,946	5,593	.0	(279)	.0	(279)	.0	5,593	.0	.0	.0	105	06/01/2026	1
312906-FZ-8	FHLMC FHR 1105 Cls EZ CMO 7.950% 07/01/21		06/01/2017	Paydown		4	4	4	4	.0	.0	.0	.0	.0	4	.0	.0	.0	4	07/01/2021	1
312926-2P-2	FHLMC Pool A80782 MBS 6.000% 08/01/38		06/01/2017	Paydown		475	475	484	484	.0	(8)	.0	(8)	.0	475	.0	.0	.0	12	08/01/2038	1
31292L-YA-7	FHLMC Pool C04305 MBS 3.000% 11/01/42		06/01/2017	Paydown		12,175	12,175	12,696	12,669	.0	(494)	.0	(494)	.0	12,175	.0	.0	.0	147	11/01/2042	1
312972-LE-0	FHLMC Pool B19325 MBS 5.000% 05/01/20		06/01/2017	Paydown		3,224	3,224	3,159	3,194	.0	29	.0	29	.0	3,224	.0	.0	.0	67	05/01/2020	1
31326F-JS-7	FHLMC Pool Q02073 MBS 4.500% 07/01/41		06/01/2017	Paydown		29,108	29,108	31,505	29,108	.0	(2,397)	.0	(2,397)	.0	29,108	.0	.0	.0	127	07/01/2041	1
31326V-JF-0	FHLMC Pool Q09862 MBS 3.500% 08/01/42		06/01/2017	Paydown		56,846	56,846	60,763	60,560	.0	(3,714)	.0	(3,714)	.0	56,846	.0	.0	.0	776	08/01/2042	1
3132HQ-DB-5	FHLMC Pool Q13698 MBS 3.000% 12/01/42		06/01/2017	Paydown		58,461	58,461	61,219	61,092	.0	(2,631)	.0	(2,631)	.0	58,461	.0	.0	.0	855	12/01/2042	1
3132HQ-IM-1	FHLMC Pool Q13979 MBS 3.000% 12/01/42		06/01/2017	Paydown		4,954	4,954	5,186	5,174	.0	(220)	.0	(220)	.0	4,954	.0	.0	.0	62	12/01/2042	1
3132JA-PW-9	FHLMC Pool Q19036 MBS 3.500% 06/01/43		06/01/2017	Paydown		23,684	23,684	24,530	24,532	.0	(848)	.0	(848)	.0	23,684	.0	.0	.0	368	06/01/2043	1
3132MA-VC-2	FHLMC Pool Q29911 MBS 3.500% 11/01/44		06/01/2017	Paydown		35,631	35,631	37,491	37,445	.0	(1,813)	.0	(1,813)	.0	35,631	.0	.0	.0	530	11/01/2044	1
3132QL-BR-3	FHLMC Pool Q30047 MBS 3.500% 11/01/44		06/01/2017	Paydown		38,285	38,285	39,637	39,611	.0	(1,326)	.0	(1,326)	.0	38,285	.0	.0	.0	657	11/01/2044	1
3132QM-GF-3	FHLMC Pool Q31789 MBS 4.000% 03/01/45		06/01/2017	Paydown		26,425	26,425	28,089	28,059	.0	(1,634)	.0	(1,634)	.0	26,425	.0	.0	.0	440	03/01/2045	1
3132QN-XX-2	FHLMC Pool Q32493 MBS 4.000% 04/01/45		06/01/2017	Paydown		48,503	48,503	51,519	51,491	.0	(2,988)	.0	(2,988)	.0	48,503	.0	.0	.0	661	04/01/2045	1
3132QQ-TV-4	FHLMC Pool Q34163 MBS 3.500% 06/01/45		05/22/2017	Barclays Group Inc.		1,830,232	1,768,340	1,853,441	1,852,806	.0	(212)	.0	(212)	.0	1,852,595	.0	(22,363)	(22,363)	29,571	06/01/2045	1
3132QQ-TV-4	FHLMC Pool Q34163 MBS 3.500% 06/01/45		05/01/2017	Paydown		35,568	35,568	37,279	37,266	.0	(1,699)	.0	(1,699)	.0	35,568	.0	.0	.0	509	06/01/2045	1
3136AN-GF-8	FNMA 2015-22 HT CMO 3.000% 04/25/45		06/01/2017	Paydown		43,742	43,742	45,540	45,127	.0	(1,385)	.0	(1,385)	.0	43,742	.0	.0	.0	545	04/25/2045	1
3137BP-WM-8	FHLMC FMS K152 A1 CMB 2.830% 05/25/30		06/01/2017	Paydown		5,862	5,862	5,978	5,973	.0	(111)	.0	(111)	.0	5,862	.0	.0	.0	69	05/25/2030	1
31385X-EH-3	FNMA Pool 555549 MBS 5.000% 06/01/18		06/01/2017	Paydown		31,409	31,409	32,548	31,597	.0	(188)	.0	(188)	.0	31,409	.0	.0	.0	647	06/01/2018	1
3138A2-BQ-1	FNMA Pool AH0946 MBS 4.000% 12/01/40		06/01/2017	Paydown		8,085	8,085	8,498	8,480	.0	(395)	.0	(395)	.0	8,085	.0	.0	.0	134	12/01/2040	1
3138AM-SW-1	FNMA Pool A18060 MBS 3.500% 10/01/26		05/22/2017	Goldman Sachs		788,019	753,185	788,137	780,145	.0	(971)	.0	(971)	.0	779,174	.0	8,845	8,845	12,595	10/01/2026	1
3138AM-SW-1	FNMA Pool A18060 MBS 3.500% 10/01/26		05/01/2017	Paydown		15,017	15,017	15,714	15,555	.0	(538)	.0	(538)	.0	15,017	.0	.0	.0	197	10/01/2026	1
3138AP-PP-0	FNMA Pool A																				

STATEMENT AS OF JUNE 30, 2017 OF THE UnitedHealthcare Plan of the River Valley, Inc.

SCHEDULE D - PART 4

Show All Long-Term Bonds and Stock Sold, Redeemed or Otherwise Disposed of During the Current Quarter

1	2	3	4	5	6	7	8	9	10	Change In Book/Adjusted Carrying Value					16	17	18	19	20	21	22
										11	12	13	14	15							
CUSIP Identification	Description	Foreign	Disposal Date	Name of Purchaser	Number of Shares of Stock	Consideration	Par Value	Actual Cost	Prior Year Book/Adjusted Carrying Value	Unrealized Valuation Increase/(Decrease)	Current Year's (Amortization)/Accretion	Current Year's Other Than Temporary Impairment Recognized	Total Change in Book/Adjusted Carrying Value (11 + 12 - 13)	Total Foreign Exchange Change in Book /Adjusted Carrying Value	Book/Adjusted Carrying Value at Disposal Date	Foreign Exchange Gain (Loss) on Disposal	Realized Gain (Loss) on Disposal	Total Gain (Loss) on Disposal	Bond Interest/Stock Dividends Received During Year	Stated Contractual Maturity Date	NAIC Designation or Market Indicator (a)
3138EJ-7J-2	FNMA Pool AK9896 MBS 3.500% 07/01/42		06/01/2017	Paydown		5,835	5,835	6,226	6,206	.0	(371)	.0	(371)	.0	5,835	.0	.0	.0	.85	07/01/2042	1
3138EN-LE-7	FNMA Pool AL5724 MBS 4.500% 10/01/44		06/01/2017	Paydown		43,064	43,064	46,845	46,778	.0	(3,714)	.0	(3,714)	.0	43,064	.0	.0	.0	.840	10/01/2044	1
3138EQ-K8-4	FNMA Pool AL7518 MBS 3.500% 10/01/45		06/01/2017	Paydown		27,420	27,420	29,254	29,242	.0	(1,822)	.0	(1,822)	.0	27,420	.0	.0	.0	.402	10/01/2045	1
3138ER-FX-3	FNMA Pool AL9181 MBS 3.000% 10/01/46		06/01/2017	Paydown		51,314	51,314	53,166	53,155	.0	(1,841)	.0	(1,841)	.0	51,314	.0	.0	.0	.673	10/01/2046	1
3138M4-E3-2	FNMA Pool AP1053 MBS 3.500% 07/01/42		06/01/2017	Paydown		28,531	28,531	30,348	30,348	.0	(1,817)	.0	(1,817)	.0	28,531	.0	.0	.0	.416	07/01/2042	1
3138M4-TC-6	FNMA Pool AP1446 MBS 3.500% 08/01/42		06/01/2017	Paydown		5,042	5,042	5,394	5,376	.0	(335)	.0	(335)	.0	5,042	.0	.0	.0	.72	08/01/2042	1
3138M7-6J-9	FNMA Pool AP4472 MBS 3.500% 08/01/42		06/01/2017	Paydown		23,387	23,387	24,951	24,873	.0	(1,486)	.0	(1,486)	.0	23,387	.0	.0	.0	.342	08/01/2042	1
3138M9-3C-3	FNMA Pool AP6194 MBS 3.500% 08/01/42		06/01/2017	Paydown		3,210	3,210	3,442	3,430	.0	(220)	.0	(220)	.0	3,210	.0	.0	.0	.46	08/01/2042	1
3138M9-VP-3	FNMA Pool AP6021 MBS 3.000% 04/01/43		06/01/2017	Paydown		45,145	45,145	46,260	46,224	.0	(1,079)	.0	(1,079)	.0	45,145	.0	.0	.0	.607	04/01/2043	1
3138MK-VC-7	FNMA Pool A04210 MBS 3.000% 11/01/42		06/01/2017	Paydown		14,387	14,387	15,156	15,114	.0	(727)	.0	(727)	.0	14,387	.0	.0	.0	.181	11/01/2042	1
3138MS-A4-1	FNMA Pool A09926 MBS 3.000% 12/01/42		06/01/2017	Paydown		3,958	3,958	4,163	4,153	.0	(195)	.0	(195)	.0	3,958	.0	.0	.0	.50	12/01/2042	1
3138NI-XS-3	FNMA Pool A06688 MBS 3.000% 12/01/42		06/01/2017	Paydown		28,424	28,424	29,840	29,764	.0	(1,341)	.0	(1,341)	.0	28,424	.0	.0	.0	.416	12/01/2042	1
3138OC-F3-2	FNMA Pool AS2885 MBS 3.500% 07/01/44		06/01/2017	Paydown		26,537	26,537	27,200	27,180	.0	(643)	.0	(643)	.0	26,537	.0	.0	.0	.387	07/01/2044	1
3138IG-YP-3	FNMA Pool AS7017 MBS 3.500% 04/01/46		06/01/2017	Paydown		15,051	15,051	15,883	15,869	.0	(818)	.0	(818)	.0	15,051	.0	.0	.0	.239	04/01/2046	1
3138X9-WS-4	FNMA Pool AU9656 MBS 4.500% 09/01/43		06/01/2017	Paydown		38,065	38,065	41,288	41,227	.0	(3,162)	.0	(3,162)	.0	38,065	.0	.0	.0	.846	09/01/2043	1
3138XE-TZ-1	FNMA Pool AV3267 MBS 5.000% 12/01/43		06/01/2017	Paydown		227,416	227,416	254,813	254,318	.0	(26,902)	.0	(26,902)	.0	227,416	.0	.0	.0	4,737	12/01/2043	1
3138Y7-D9-0	FNMA Pool AX5527 MBS 3.500% 06/01/46		06/01/2017	Paydown		4,008	4,008	4,264	4,264	.0	(256)	.0	(256)	.0	4,008	.0	.0	.0	.58	06/01/2046	1
3138YA-FD-2	FNMA Pool AX8263 MBS 4.000% 12/01/44		06/01/2017	Paydown		85,888	85,888	91,471	91,412	.0	(5,523)	.0	(5,523)	.0	85,888	.0	.0	.0	1,452	12/01/2044	1
3138YB-DG-5	FNMA Pool AX9102 MBS 4.500% 11/01/44		06/01/2017	Paydown		9,174	9,174	9,988	9,965	.0	(791)	.0	(791)	.0	9,174	.0	.0	.0	.172	11/01/2044	1
3138YE-HD-2	FNMA Pool AY1127 MBS 3.500% 04/01/45		05/22/2017	JP Morgan Chase		3,480,978	3,363,264	3,500,948	3,497,418	.0	(172)	.0	(172)	.0	3,497,246	.0	(16,268)	(16,268)	56,241	04/01/2045	1
3138YE-HD-2	FNMA Pool AY1127 MBS 3.500% 04/01/45		05/01/2017	Paydown		191,802	191,802	199,654	199,453	.0	(7,651)	.0	(7,651)	.0	191,802	.0	.0	.0	2,255	04/01/2045	1
3138YH-MS-3	FNMA Pool AY8468 MBS 4.000% 08/01/45		06/01/2017	Paydown		12,507	12,507	13,343	13,325	.0	(818)	.0	(818)	.0	12,507	.0	.0	.0	.209	08/01/2045	1
3138YH-RB-5	FNMA Pool AY8581 MBS 3.500% 08/01/45		05/22/2017	JP Morgan Chase		1,266,406	1,223,580	1,275,678	1,274,482	.0	(68)	.0	(68)	.0	1,274,414	.0	(8,008)	(8,008)	20,461	08/01/2045	1
3138YH-RB-5	FNMA Pool AY8581 MBS 3.500% 08/01/45		05/01/2017	Paydown		4,003	4,003	4,173	4,169	.0	(167)	.0	(167)	.0	4,003	.0	.0	.0	.53	08/01/2045	1
31398Q-TE-7	FHLMC FHR 3747 HG CMO 2.400% 07/15/37		06/01/2017	Paydown		123,721	123,721	125,692	125,605	.0	(1,885)	.0	(1,885)	.0	123,721	.0	.0	.0	1,221	07/15/2037	1
31402Q-R6-0	FNMA Pool 735009 MBS 5.000% 05/01/19		06/01/2017	Paydown		5,044	5,044	4,956	5,005	.0	39	.0	39	.0	5,044	.0	.0	.0	104	05/01/2019	1
31402R-JE-0	FNMA Pool 735661 MBS 5.500% 12/01/17		06/01/2017	Paydown		25,206	25,206	27,408	25,543	.0	(337)	.0	(337)	.0	25,206	.0	.0	.0	562	12/01/2017	1
31407N-FX-4	FNMA Pool 835470 MBS 5.000% 09/01/20		06/01/2017	Paydown		3,596	3,596	3,523	3,557	.0	38	.0	38	.0	3,596	.0	.0	.0	77	09/01/2020	1
31407S-GA-4	FNMA Pool 839093 MBS 5.000% 10/01/20		06/01/2017	Paydown		2,811	2,811	2,756	2,781	.0	29	.0	29	.0	2,811	.0	.0	.0	59	10/01/2020	1
3140E0-6Q-3	FNMA Pool AZ8078 MBS 3.500% 08/01/45		06/01/2017	Paydown		1,250	1,250	1,299	1,298	.0	(48)	.0	(48)	.0	1,250	.0	.0	.0	.18	08/01/2045	1
3140E1-AM-7	FNMA Pool BC1811 MBS 3.000% 04/01/46		06/01/2017	Paydown		49,271	49,271	51,126	51,108	.0	(1,837)	.0	(1,837)	.0	49,271	.0	.0	.0	519	04/01/2046	1
3140F0-US-1	FNMA Pool BC5092 MBS 3.500% 11/01/43		06/01/2017	Paydown		47,365	47,365	50,431	50,401	.0	(3,036)	.0	(3,036)	.0	47,365	.0	.0	.0	805	11/01/2043	1
3140F1-YH-9	FNMA Pool BC6111 MBS 3.500% 06/01/46		06/01/2017	Paydown		32,640	32,640	35,025	35,025	.0	(2,384)	.0	(2,384)	.0	32,640	.0	.0	.0	410	06/01/2046	1
3140F5-DT-7	FNMA Pool BC9113 MBS 3.500% 05/01/46		06/01/2017	Paydown		2,907	2,907	3,113	3,110	.0	(203)	.0	(203)	.0	2,907	.0	.0	.0	42	05/01/2046	1
3140F9-RX-5	FNMA Pool BD2301 MBS 3.000% 06/01/46		06/01/2017	Paydown		95,734	95,734	99,817	99,763	.0	(4,029)	.0	(4,029)	.0	95,734	.0	.0	.0	982	06/01/2046	1
31410X-WR-4	FNMA Pool 900724 MBS 5.500% 08/01/21		06/01/2017	Paydown		1,152	1,152	1,152	1,150	.0	2	.0	2	.0	1,152	.0	.0	.0	27	08/01/2021	1
31412V-AG-3	FNMA Pool 935707 MBS 5.000% 11/01/24		06/01/2017	Paydown		7,807	7,807	8,315	8,164	.0	(357)	.0	(357)	.0	7,807	.0	.0	.0	163	11/01/2024	1
31414F-K9-1	FNMA Pool 964820 MBS 5.000% 08/01/23		06/01/2017	Paydown		10,125	10,125	10,176	10,176	.0	(50)	.0	(50)	.0	10,125	.0	.0	.0	209	08/01/2023	1
31416B-RB-6	FNMA Pool 995182 MBS 5.500% 06/01/20		06/01/2017	Paydown		20,436	20,436	22,346	21,293	.0	(857)	.0	(857)	.0	20,436	.0	.0	.0	463	06/01/2020	1
31416T-ZS-7	FNMA Pool AA9784 MBS 5.000% 07/01/24		06/01/2017	Paydown		24,151	24,151	25,079	24,791	.0	(640)	.0	(640)	.0	24,151	.0	.0	.0	453	07/01/2024	1
31417A-QE-2	FNMA Pool AB4052 MBS 4.000% 12/01/41		06/01/2017	Paydown		32,050	32,050	34,169	34,126	.0	(2,076)	.0	(2,076)	.0	32,050	.0	.0	.0	523	12/01/2041	1
31417G-TY-2	FNMA Pool AB9566 MBS 3.000% 06/01/43		06/01/2017	Paydown		83,829	83,829	85,898	85,833	.0	(2,004)	.0	(2,004)	.0	83,829	.0	.0	.0	1,190	06/01/2043	1
442404-DH-8	HOUSTON TX INDEP Rev Bond Non Call 5.000% 09/15/20		05/31/2017	Barclays Group Inc.		2,244,340	2,000,000	2,357,500	2,235,064	.0	(26,215)	.0	(26,215)	.0	2,208,849	.0	35,491	35,491	72,222	09/15/2020	1FE
576000-NP-4	MASSACHUSETTS ST Rev Bond Non Call 5.000% 08/15/17		05/31/2017	US Bank		4,829,518	4,790,000	5,509,745	4,918,850	.0	(88,212)	.0	(88,212)	.0	4,830,637	.0	(1,120)	(1,120)	192,931	08/15/2017	1FE
59447P-6C-0	MICHIGAN ST FIN Rev Bond Non Call 5.000% 08/01/23		05/31/2017	Raymond James & Assoc		3,110,569	2,620,000	3,197,762	3,076,128	.0	(27,674)	.0	(27,674)	.0	3,048,454	.0	62,115	62,115	110,622	08/01/2023	1FE
64971Q-SB-5	NEW YORK CITY NY Rev Bond Non Call 5.000% 11/01/18		05/30/2017	JP Morgan Chase		5,039,130	4,765,000	5,604,069	5,086,593	.0	(72,817)	.0	(72,817)	.0	5,013,775	.0	25,355	25,355	139,641	11/01/2018	1FE
64971W-LU-2	NEW YORK CITY NY Rev Bond Non Call 5.000% 11/01/17		06/02/2017	HILLTOP SECURITIES		3,319,689	3,265,000	3,663,235	3,377,277	.0	(58,248)	.0	(58,248)	.0	3,319,029	.0	660	660	97,950	11/01/2017	1
850010-AD-3	NEW YORK ST THRU Rev Bond Non Call 5.000% 05/01/19																				

STATEMENT AS OF JUNE 30, 2017 OF THE UnitedHealthcare Plan of the River Valley, Inc.

SCHEDULE D - PART 4

Show All Long-Term Bonds and Stock Sold, Redeemed or Otherwise Disposed of During the Current Quarter

1	2	3	4	5	6	7	8	9	10	Change In Book/Adjusted Carrying Value					16	17	18	19	20	21	22
										11	12	13	14	15							
CUSIP Identification	Description	Foreign	Disposal Date	Name of Purchaser	Number of Shares of Stock	Consideration	Par Value	Actual Cost	Prior Year Book/ Adjusted Carrying Value	Unrealized Valuation Increase/ (Decrease)	Current Year's (Amortization)/ Accretion	Current Year's Other Than Temporary Impairment Recognized	Total Change in Book/ Adjusted Carrying Value (11 + 12 - 13)	Total Foreign Exchange Change in Book /Adjusted Carrying Value	Book/ Adjusted Carrying Value at Disposal Date	Foreign Exchange Gain (Loss) on Disposal	Realized Gain (Loss) on Disposal	Total Gain (Loss) on Disposal	Bond Interest/ Stock Dividends Received During Year	Stated Contractual Maturity Date	NAIC Designation or Market Indicator (a)
927793-UN-7	VIRGINIA ST CMWL Rev Bond Non Call 5.000% 05/15/19		06/15/2017	CitiGroup		3,765,230	3,500,000	4,390,540	3,801,210	.0	(58,744)	.0	(58,744)	.0	3,742,466	.0	22,764	22,764	104,514	05/15/2019	1FE
3199999	Subtotal - Bonds - U.S. Special Revenues					55,001,505	51,277,625	59,081,286	55,251,903	.0	(737,479)	.0	(737,479)	.0	54,545,929	.0	455,575	455,575	1,772,972	XXX	XXX
03065V-AC-1	AmeriCredit Auto AMCAR 2016-1 A2B ABS 1.839% 06/10/19		06/08/2017	Paydown		279,849	279,849	279,849	279,849	.0	.0	.0	.0	.0	279,849	.0	.0	.0	1,820	06/10/2019	1FE
037833-AN-0	APPLE INC Corp Note Non Call 1.241% 05/05/17		05/05/2017	Maturity		1,000,000	1,000,000	999,440	999,851	.0	149	.0	149	.0	1,000,000	.0	.0	.0	5,128	05/05/2017	1FE
09247X-AC-5	BLACKROCK INC Corp Note MW 6.250% 09/15/17		04/19/2017	Call	102.0331	356,095	349,000	372,969	361,757	.0	(5,662)	.0	(5,662)	.0	356,095	.0	.0	.0	12,966	09/15/2017	1FE
12189T-AY-0	BURLINGTON NORTH Corp Note Cont Call 5.650% 05/01/17		05/01/2017	Maturity		595,000	595,000	677,925	603,242	.0	(8,242)	.0	(8,242)	.0	595,000	.0	.0	.0	16,809	05/01/2017	1FE
12591V-AA-9	COMM MORTGAGE TR COMM 2014 CR16 A1 CMBS 1.445% 02/10/19		06/01/2017	Paydown		194,724	194,724	194,720	194,676	.0	.48	.0	.48	.0	194,724	.0	.0	.0	1,173	02/10/2019	1FM
12594D-AB-4	CNH Equipment Tr CNH 2016-B A2A ABS 1.310% 10/15/19		06/15/2017	Paydown		355,344	355,344	355,342	355,341	.0	.3	.0	.3	.0	355,344	.0	.0	.0	1,809	10/15/2019	1FE
12631D-AW-3	COMM MORTGAGE TR COMM 2014-CR17 A1 CMBS 1.275% 05/10/47		06/01/2017	Paydown		87,919	87,919	87,918	87,899	.0	.20	.0	.20	.0	87,919	.0	.0	.0	470	05/10/2047	1FM
13974H-AA-5	Capital Auto Rec AFIN 2015-3 A1A ABS Prv Plc 1.390% 02/20/18		04/20/2017	Paydown		272,775	272,775	272,200	272,689	.0	.86	.0	.86	.0	272,775	.0	.0	.0	1,264	02/20/2018	1FE
13975H-AE-6	CAPITAL AUTO REC AFIN 2014-2 B ABS 2.030% 12/20/18		06/20/2017	Paydown		402,411	402,411	402,352	402,393	.0	.18	.0	.18	.0	402,411	.0	.0	.0	4,085	12/20/2018	1FE
17322M-AS-5	Citigroup Commercial Mtge Tr CGCMT 2014-GC21 A1 CMBS 1.242% 05/10/47		06/01/2017	Paydown		147,052	147,052	147,049	147,021	.0	.32	.0	.32	.0	147,052	.0	.0	.0	765	05/10/2047	1FM
17322V-AR-7	CITIGROUP COMMERCIAL MORTGAGE CGCMT 2014-GC23 A2 CMBS 2.851% 07/10/47		06/01/2017	Paydown		109,442	109,442	112,724	111,132	.0	(1,690)	.0	(1,690)	.0	109,442	.0	.0	.0	1,442	07/10/2047	1FM
26207U-AE-9	Drive Auto Recei DRIVE 2015-BA B ABS Prv Plc 2.120% 06/17/19		04/15/2017	Paydown		14,947	14,947	14,929	14,945	.0	.2	.0	.2	.0	14,947	.0	.0	.0	106	06/17/2019	1FE
26207V-AE-7	DRIVE AUTO RECEI DRIVE 2015-CA B ABS Prv Plc 2.230% 09/16/19		04/15/2017	Paydown		239,856	239,856	239,835	239,843	.0	.12	.0	.12	.0	239,856	.0	.0	.0	1,783	09/16/2019	1FE
30219G-AJ-7	EXPRESS SCRIPTS Corp Note MW 1.250% 06/02/17		06/02/2017	Maturity		1,460,000	1,460,000	1,459,445	1,459,921	.0	.79	.0	.79	.0	1,460,000	.0	.0	.0	9,125	06/02/2017	2FE
31620M-AL-0	FIDELITY NATIONA Corp Note MW 1.450% 06/05/17		06/05/2017	Maturity		945,000	945,000	944,140	944,876	.0	124	.0	124	.0	945,000	.0	.0	.0	6,851	06/05/2017	2FE
31677Q-BA-6	FIFTH THIRD BANK Corp Note Call 1.350% 06/01/17		05/02/2017	Call	100.0000	2,040,000	2,040,000	2,039,062	2,039,874	.0	126	.0	126	.0	2,040,000	.0	.0	.0	11,552	06/01/2017	1FE
46641W-AS-6	JPMBB COMMERCIAL JPMBB 2014-C19 A1 CMBS 1.266% 04/15/47		06/01/2017	Paydown		123,404	123,404	123,404	123,404	.0	.0	.0	.0	.0	123,404	.0	.0	.0	653	04/15/2047	1FM
493268-BY-1	Keycorp Student Loan Tr KSLT 2004-A 2A2 ABS 1.470% 10/28/41		04/27/2017	Paydown		6,171	6,171	6,107	6,158	.0	.13	.0	.13	.0	6,171	.0	.0	.0	39	10/28/2041	1FE
571748-AS-1	MARSH & MCLENNAN Corp Note Non Call 2.300% 04/01/17		04/01/2017	Maturity		1,156,000	1,156,000	1,154,890	1,155,943	.0	.57	.0	.57	.0	1,156,000	.0	.0	.0	13,294	04/01/2017	1FE
59217G-AQ-2	MET LIFE GLOB Corp Note Non Call Prv Plc 3.875% 04/11/22		05/22/2017	Wachovia Bank		1,152,010	1,085,000	1,083,839	1,084,333	.0	.45	.0	.45	.0	1,084,379	.0	67,631	67,631	26,161	04/11/2022	1FE
617446-H5-1	MORGAN STANLEY Corp Note Cont Call 5.550% 04/27/17		04/27/2017	Maturity		350,000	350,000	364,494	354,660	.0	(4,660)	.0	(4,660)	.0	350,000	.0	.0	.0	9,713	04/27/2017	1FE
61763K-AW-4	MORGAN STANLEY BAML TRUST MSBAM 2014-C15 A1 CMBS 1.313% 04/15/47		06/01/2017	Paydown		136,120	136,120	136,117	136,071	.0	.49	.0	.49	.0	136,120	.0	.0	.0	745	04/15/2047	1FM
65473Q-AR-4	NISOURCE FINANCE Corp Note MW 135BP 5.450% 09/15/20		05/26/2017	Redemption	110.4330	331,299	300,000	342,654	326,683	.0	(2,730)	.0	(2,730)	.0	323,952	.0	7,347	7,347	11,400	09/15/2020	2FE
65473Q-AT-0	NISOURCE FINANCE Corp Note MW 6.800% 01/15/19		05/26/2017	Redemption	108.1070	434,590	402,000	479,236	434,933	.0	(6,332)	.0	(6,332)	.0	428,601	.0	5,989	5,989	23,615	01/15/2019	2FE
69371R-L9-5	PACCAR FINL CORP Corp Note Non Call 1.413% 06/06/17		06/06/2017	Maturity		500,000	500,000	499,325	499,785	.0	.215	.0	.215	.0	500,000	.0	.0	.0	3,069	06/06/2017	1FE
90131H-CA-1	21ST CENTURY FOX Corp Note Call MW Prv Plc 3.375% 11/15/26		04/12/2017	Tax Free Exchange		563,946	565,000	563,910	563,920	.0	.25	.0	.25	.0	563,946	.0	.0	.0	7,628	11/15/2026	2FE
913017-BU-2	UNITED TECH CORP Corp Note MW 15BP 1.800% 06/01/17		06/01/2017	Maturity		750,000	750,000	755,873	752,403	.0	(2,403)	.0	(2,403)	.0	750,000	.0	.0	.0	6,750	06/01/2017	1FE

E05.2

STATEMENT AS OF JUNE 30, 2017 OF THE UnitedHealthcare Plan of the River Valley, Inc.

SCHEDULE D - PART 4

Show All Long-Term Bonds and Stock Sold, Redeemed or Otherwise Disposed of During the Current Quarter

1	2	3	4	5	6	7	8	9	10	Change In Book/Adjusted Carrying Value					16	17	18	19	20	21	22		
										11	12	13	14	15									
CUSIP Identification	Description	For-foreign	Disposal Date	Name of Purchaser	Number of Shares of Stock	Consideration	Par Value	Actual Cost	Prior Year Book/Adjusted Carrying Value	Unrealized Valuation Increase/(Decrease)	Current Year's (Amortization)/Accretion	Current Year's Other Than Temporary Impairment Recognized	Total Change in Book/Adjusted Carrying Value (11 + 12 - 13)	Total Foreign Exchange Change in Book /Adjusted Carrying Value	Book/Adjusted Carrying Value at Disposal Date	Foreign Exchange Gain (Loss) on Disposal	Realized Gain (Loss) on Disposal	Total Gain (Loss) on Disposal	Bond Interest/Stock Dividends Received During Year	Stated Contractual Maturity Date	NAIC Designation or Market Indicator (a)		
78010U-D3-8	ROYAL BK CANADA Corp Note Non Call 1.490% 06/16/17	A	06/16/2017	Maturity		2,375,000	2,375,000	2,375,000	2,375,000	0	0	0	0	0	2,375,000	0	0	0	15,546	06/16/2017	1FE		
3899999	Subtotal - Bonds - Industrial and Miscellaneous (Unaffiliated)					16,378,954	16,242,014	16,484,748	16,328,602	0	(30,616)	0	(30,616)	0	16,297,987	0	80,967	80,967	195,761		XXX	XXX	
8399997	Total - Bonds - Part 4					107,384,669	101,239,756	114,344,896	107,654,358	0	(1,178,660)	0	(1,178,660)	0	106,507,206	0	877,461	877,461	2,959,244		XXX	XXX	
8399998	Total - Bonds - Part 5					XXX	XXX	XXX	XXX	XXX	XXX	XXX	XXX	XXX	XXX	XXX	XXX	XXX	XXX	XXX		XXX	XXX
8399999	Total - Bonds					107,384,669	101,239,756	114,344,896	107,654,358	0	(1,178,660)	0	(1,178,660)	0	106,507,206	0	877,461	877,461	2,959,244		XXX	XXX	
8999997	Total - Preferred Stocks - Part 4					0	XXX	0	0	0	0	0	0	0	0	0	0	0	0	0		XXX	XXX
8999998	Total - Preferred Stocks - Part 5					XXX	XXX	XXX	XXX	XXX	XXX	XXX	XXX	XXX	XXX	XXX	XXX	XXX	XXX	XXX		XXX	XXX
8999999	Total - Preferred Stocks					0	XXX	0	0	0	0	0	0	0	0	0	0	0	0	0		XXX	XXX
9799997	Total - Common Stocks - Part 4					0	XXX	0	0	0	0	0	0	0	0	0	0	0	0	0		XXX	XXX
9799998	Total - Common Stocks - Part 5					XXX	XXX	XXX	XXX	XXX	XXX	XXX	XXX	XXX	XXX	XXX	XXX	XXX	XXX	XXX		XXX	XXX
9799999	Total - Common Stocks					0	XXX	0	0	0	0	0	0	0	0	0	0	0	0	0		XXX	XXX
9899999	Total - Preferred and Common Stocks					0	XXX	0	0	0	0	0	0	0	0	0	0	0	0	0		XXX	XXX
9999999	- Totals					107,384,669	XXX	114,344,896	107,654,358	0	(1,178,660)	0	(1,178,660)	0	106,507,206	0	877,461	877,461	2,959,244		XXX	XXX	

(a) For all common stock bearing the NAIC market indicator "U" provide: the number of such issues.....0

Schedule DB - Part A - Section 1 - Options, Caps, Floors, Collars, Swaps and Forwards Open

N O N E

Schedule DB - Part B - Section 1 - Futures Contracts Open

N O N E

Schedule DB - Part B - Section 1B - Brokers with whom cash deposits have been made

N O N E

Schedule DB - Part D - Section 1 - Counterparty Exposure for Derivative Instruments Open

N O N E

Schedule DB - Part D-Section 2 - Collateral for Derivative Instruments Open - Pledged By

N O N E

Schedule DB - Part D-Section 2 - Collateral for Derivative Instruments Open - Pledged To

N O N E

Schedule DL - Part 1 - Reinvested Collateral Assets Owned

N O N E

Schedule DL - Part 2 - Reinvested Collateral Assets Owned

N O N E

Americhoice - Tennessee
 Report 2A - TennCare Income Statement
 CRA 2.30.14.3.3 and 2.30.14.3.4

RECEIVED
 2017 AUG 15 PM 2:10
 O&I TENNCARE

Member Months	East	Middle	West	Total TN
	939,044	998,556	783,863	2,721,463
Revenues:				
TennCare Capitation	327,858,034	343,819,826	270,571,639	942,249,499
Other Revenue - TennCare Bonuses	-	-	-	-
Other Revenue - Estimated TennCare Health Insurer Reimbursement Fee	-	-	-	-
STAT Adjustments	(1,111,536)	(557,736)	(7,545,918)	(9,215,191)
Total Revenues	326,746,498	343,262,089	263,025,721	933,034,308
Estimated Expenses:				
Hospital and Medical (w/o Mental Health)				
Capitated Physician Services	-	-	-	-
Fee-for Service Physician Services	55,863,790	62,948,687	35,365,369	154,177,846
Inpatient Hospital Services	43,567,325	67,599,175	39,021,431	150,187,931
Outpatient Hospital Services	29,571,772	33,467,168	24,185,214	87,224,155
Emergency Room Services	23,886,551	19,240,270	14,075,681	57,202,502
Dental Services	-	-	-	-
Vision Services	1,135,454	1,114,885	1,548,036	3,798,375
Pharmacy Services	-	-	-	-
Home Health Services	3,110,196	1,755,230	972,398	5,837,823
Chiropractic Services	-	-	-	-
Radiology Services	3,714,384	4,702,166	2,369,311	10,785,862
Laboratory Services	4,119,452	4,621,913	3,077,157	11,818,522
Durable Medical Equipment Services	4,225,182	4,494,461	3,365,459	12,085,102
Transportation Services	2,131,890	2,809,097	3,044,723	7,985,710
Outside Referrals	-	-	-	-
Medical Incentive Pool and Withhold Adj	-	-	-	-
Occupancy, Depreciation and Amortization	-	-	-	-
Nursing Facility Care	55,004,886	44,757,742	42,091,785	141,854,413
HCBS Services	16,445,305	16,026,785	16,915,354	49,387,444
Other Medical and Hospital Services - Write-Ins	11,317,726	14,048,565	11,962,390	37,328,681
Subtotal Medical and Hospital	254,093,913	277,586,144	197,994,309	729,674,366
Mental Health and Substance Abuse Services				
Inpatient Psychiatric Facility Services	3,427,676	5,834,327	5,101,063	14,363,067
Inpatient Substance Abuse Treatment and Detox	502,111	1,020,252	304,201	1,826,564
Outpatient Mental Health Services	2,886,076	6,496,751	1,543,203	10,926,030
Outpatient Substance Abuse Treatment and Detox	396,629	656,217	265,518	1,318,364
Housing/Residential Treatment	1,494,729	2,559,456	1,947,819	6,002,005
Specialized Crisis Services	19,825	11,665	12,367	43,858
Psychiatric Rehab and Support Services	2,070,401	5,149,959	3,246,359	10,466,719
Case Management	(392,012)	1,295,919	931,339	1,835,245
Forensics	-	-	-	-
Other Judicial	-	-	-	-
Pharmacy	-	-	-	-
Lab Services	-	-	-	-
Transportation	25,447	23,864	20,871	70,181
Medical Incentive Pool and Withhold Adjustments	-	-	-	-
Occupancy, Depreciation and Amortization	-	-	-	-
Other Mental Health and Substance Abuse Services	1,605,806	359,537	125,691	2,091,034
PCP and Specialist Services	-	-	-	-
Other Mental Health Services - Write-Ins	5,146,618	2,044,274	1,396,263	8,587,154
Subtotal MH&SAS	17,183,306	25,452,223	14,894,694	57,530,222
Subtotal Hospital, Medical, MH&SAS, CHOICES	271,277,218	303,038,367	212,889,002	787,204,588
LESS:				
Net Reinsurance Recoveries Incurred	-	-	-	-
Copayments	-	-	-	-
Subrogation and Coordination of Benefits	-	-	-	-
Subtotal Reinsurance, Copay, Subrogation	-	-	-	-
Total Hospital, Medical, MHS&S	271,277,218	303,038,367	212,889,002	787,204,588
Administration:				
Compensation	-	-	-	-
Direct and Allocated Admin expenses	-	-	-	-
Marketing	-	-	-	-
Interest Expense	-	-	-	-
Premium Tax Expense	23,418,869	25,544,267	18,394,619	67,357,755
Occupancy, Depreciation, and Amortization	-	-	-	-
Insurer Fee	-	-	-	-
Other Administration - Write-Ins	35,827,345	38,037,136	29,113,511	102,977,993
Fines and Penalties - Other Write-Ins	110,767	109,667	(298,556)	(78,122)
Total Administration Expenses	59,356,981	63,691,070	47,209,675	170,257,626
Total Expenses	330,634,199	366,729,437	260,098,577	957,462,214
Extraordinary Item	-	-	-	-
Provision for Income Tax	(1,360,696)	(8,213,572)	1,024,500	(8,549,767)
Net Income (Loss)	(2,527,006)	(15,253,776)	1,902,644	(15,878,139)
Write-Ins for Other Revenues:				
Total Other Revenues	-	-	-	-
Write-Ins for Other Medical and Hospital:				
Other Miscellaneous	11,315,101	14,045,804	11,961,041	37,321,946
Other Capitated Services	2,625	2,761	1,350	6,735
Total Other Medical and Hospital	11,317,726	14,048,565	11,962,390	37,328,681
Detail of Other MH and SAS:				
Other Miscellaneous	5,146,618	2,044,274	1,396,263	8,587,154
Total Other MH and SAS	5,146,618	2,044,274	1,396,263	8,587,154
Write-Ins for Other Administration:				
Administrative Services Fee	27,769,688	29,121,665	22,917,494	79,808,848
Behavioral Healthcare Services	2,684,141	3,058,874	2,241,076	7,984,092
Spectera Administration Fees	-	-	-	-
Other Miscellaneous	5,373,515	5,856,696	3,954,941	15,185,053
Total Other Administration	35,827,345	38,037,136	29,113,511	102,977,993

UnitedHealthcare Community Plan - East Tennessee
 Report 2A - TennCare Income Statement
 CRA 2.30.14.3.3 and 2.30.14.3.4

Member Months	Current Qtr YTD	YTD Total as of	Prior Year as of
	Total as of 6/30/2017	06/30/2017	12/31/2016
	457,655	939,044	2,010,003
Revenues:			
TennCare Capitation	161,314,886	327,858,034	664,004,576
Other Revenue - TennCare Bonuses	1	-	182,259
Other Revenue - Estimated TennCare Health Insurer Reimbursement Fee	2	-	15,099,579
STAT Adjustments	(0)	(1,111,536)	3,685,402
Total Revenues	161,314,886	326,746,498	682,971,815
Estimated Expenses:			
Hospital and Medical (w/o Mental Health)			
Capitated Physician Services	-	-	-
Fee-for Service Physician Services	29,695,943	55,863,790	105,719,276
Inpatient Hospital Services	21,501,028	43,567,325	86,429,723
Outpatient Hospital Services	15,546,607	29,571,772	58,956,834
Emergency Room Services	12,041,275	23,886,551	51,408,216
Dental Services	-	-	-
Vision Services	1,422,599	1,135,454	2,317,209
Pharmacy Services	-	-	-
Home Health Services	1,625,875	3,110,196	5,579,299
Chiropractic Services	-	-	-
Radiology Services	1,990,143	3,714,384	7,728,290
Laboratory Services	2,070,484	4,119,452	7,967,070
Durable Medical Equipment Services	2,143,196	4,225,182	9,215,777
Transportation Services	834,295	2,131,890	9,185,386
Outside Referrals	-	-	-
Medical Incentive Pool and Withhold Adj	-	-	-
Occupancy, Depreciation and Amortization	-	-	-
Nursing Facility Care	26,900,611	55,004,886	101,959,817
HCBS Services	8,065,465	16,445,305	30,954,084
Other Medical and Hospital Services - Write-Ins	4,623,077	11,317,726	10,856,869
Subtotal Medical and Hospital	128,460,597	254,093,913	486,277,852
Mental Health and Substance Abuse Services			
Inpatient Psychiatric Facility Services	1,544,089	3,427,676	7,553,101
Inpatient Substance Abuse Treatment and Detox	233,522	502,111	1,116,407
Outpatient Mental Health Services	1,975,237	2,886,076	4,030,229
Outpatient Substance Abuse Treatment and Detox	188,029	396,629	1,220,678
Housing/Residential Treatment	731,017	1,494,729	3,895,236
Specialized Crisis Services	6,168	19,825	299,763
Psychiatric Rehab and Support Services	1,029,593	2,070,401	4,311,970
Case Management	(676,693)	(392,012)	8,725,162
Forensics	-	-	-
Other Judicial	-	-	-
Pharmacy	-	-	-
Lab Services	-	-	-
Transportation	19,100	25,447	24,321
Medical Incentive Pool and Withhold Adjustments	-	-	-
Occupancy, Depreciation and Amortization	-	-	-
Other Mental Health and Substance Abuse Services	700,811	1,605,806	3,584,650
PCP and Specialist Services	-	-	-
Other Mental Health Services - Write-Ins	3,562,506	5,146,618	6,608,704
Subtotal MH&SAS	9,313,379	17,183,306	41,370,220
Subtotal Hospital, Medical, MH&SAS, CHOICES	137,773,976	271,277,218	529,648,072
LESS:			
Net Reinsurance Recoveries Incurred	-	-	-
Copayments	-	-	-
Subrogation and Corrdination of Benefits	-	-	-
Subtotal Reinsurance, Copay, Subrogation	-	-	-
Total Hospital, Medical, MHS&S	137,773,976	271,277,218	529,648,072
Administration:			
Compensation	-	-	-
Direct and Allocated Admin expenses	-	-	-
Marketing	-	-	-
Interest Expense	-	-	-
Premium Tax Expense	12,040,738	23,418,869	47,015,913
Occupancy, Depreciation, and Amortization	-	-	-
Insurer Fee	-	-	9,225,843
Other Administration - Write-Ins	17,690,661	35,827,345	72,553,385
Fines and Penalties - Other Write-Ins	(11,932)	110,767	100,802
Total Administration Expenses	29,719,467	59,356,981	128,895,943
Total Expenses	167,493,443	330,634,199	658,544,015
Extraordinary Item	-	-	-
Provision for Income Tax	2	(1,360,696)	11,778,775
Net Income (Loss)	(4,016,062)	(2,527,006)	12,649,025
Write-Ins for Other Revenues:			
Total Other Revenues	-	-	-
Write-Ins for Other Medical and Hospital:			
Other Miscellaneous	4,620,778	11,315,101	10,851,612
Other Capitated Services	2,298	2,625	5,257
Total Other Medical and Hospital	4,623,077	11,317,726	10,856,869
Detail of Other MH and SAS:			
Other Miscellaneous	3,562,506	5,146,618	6,608,704
Total Other MH and SAS	3,562,506	5,146,618	6,608,704
Write-Ins for Other Administration:			
Administrative Services Fee	13,663,300	27,769,688	56,616,770
Behaviorial Healthcare Services	1,291,339	2,684,141	5,732,744
Spectera Administration Fees	-	-	-
Other Miscellaneous	2,736,023	5,373,515	10,203,871
Total Other Administration	17,690,661	35,827,345	72,553,385

UnitedHealthcare Community Plan - Middle Tennessee
 Report 2A - TennCare Income Statement
 CRA 2.30.14.3.3 and 2.30.14.3.4

Member Months	Current Qtr YTD	YTD Total as of	Prior Year as of
	Total as of 6/30/2017	06/30/2017	12/31/2016
	491,799	998,556	2,084,993
Revenues:			
TennCare Capitation	170,676,937	343,819,826	718,899,654
Other Revenue - TennCare Bonuses	1	-	60,880
Other Revenue - Estimated TennCare Health Insurer Reimbursement Fee	2	-	16,985,330
STAT Adjustments	-	(557,736)	800,952
Total Revenues	170,676,937	343,262,089	736,746,816
Estimated Expenses:			
Hospital and Medical (w/o Mental Health)			
Capitated Physician Services	-	-	-
Fee-for-Service Physician Services	31,908,138	62,848,687	117,044,983
Inpatient Hospital Services	33,599,842	67,599,175	118,142,911
Outpatient Hospital Services	17,059,469	33,467,168	67,069,109
Emergency Room Services	9,819,686	19,240,270	41,535,717
Dental Services	-	-	-
Vision Services	(668,245)	1,114,885	5,328,359
Pharmacy Services	-	-	-
Home Health Services	948,281	1,755,230	2,860,179
Chiropractic Services	-	-	-
Radiology Services	2,440,694	4,702,166	9,294,431
Laboratory Services	2,190,036	4,621,913	10,110,055
Durable Medical Equipment Services	2,386,668	4,494,461	9,395,212
Transportation Services	915,992	2,809,097	10,673,025
Outside Referrals	-	-	-
Medical Incentive Pool and Withhold Adj	-	-	-
Occupancy, Depreciation and Amortization	-	-	-
Nursing Facility Care	22,709,164	44,757,742	84,472,090
HCBS Services	7,842,721	16,026,785	31,164,406
Other Medical and Hospital Services - Write-Ins	4,353,506	14,048,565	15,375,190
Subtotal Medical and Hospital	135,503,951	277,586,144	522,465,667
Mental Health and Substance Abuse Services			
Inpatient Psychiatric Facility Services	2,238,783	5,834,327	7,822,664
Inpatient Substance Abuse Treatment and Detox	312,049	1,020,252	1,862,608
Outpatient Mental Health Services	4,370,964	6,496,751	8,013,202
Outpatient Substance Abuse Treatment and Detox	329,564	656,217	1,363,026
Housing/Residential Treatment	1,252,198	2,559,456	4,082,630
Specialized Crisis Services	13,825	11,665	25,637
Psychiatric Rehab and Support Services	2,603,579	5,149,959	7,241,653
Case Management	567,254	1,295,919	12,880,949
Forensics	-	-	-
Other Judicial	-	-	-
Pharmacy	-	-	-
Lab Services	-	-	-
Transportation	19,257	23,864	20,524
Medical Incentive Pool and Withhold Adjustments	-	-	-
Occupancy, Depreciation and Amortization	-	-	-
Other Mental Health and Substance Abuse Services	214,862	359,537	611,299
PCP and Specialist Services	-	-	-
Other Mental Health Services - Write-Ins	890,034	2,044,274	4,830,661
Subtotal MH&SAS	12,812,359	25,452,223	48,854,852
Subtotal Hospital, Medical, MH&SAS, CHOICES	148,316,310	303,038,367	571,320,520
LESS:			
Net Reinsurance Recoveries Incurred	-	-	-
Copayments	-	-	-
Subrogation and Coordination of Benefits	-	-	-
Subtotal Reinsurance, Copay, Subrogation	-	-	-
Total Hospital, Medical, MHS&S	148,316,310	303,038,367	571,320,520
Administration:			
Compensation	-	-	-
Direct and Allocated Admin expenses	-	-	-
Marketing	-	-	-
Interest Expense	-	-	-
Premium Tax Expense	12,212,731	25,544,267	47,772,423
Occupancy, Depreciation, and Amortization	-	-	-
Insurer Fee	-	-	10,378,036
Other Administration - Write-Ins	18,581,504	38,037,136	79,840,231
Fines and Penalties - Other Write-Ins	46,333	109,667	224,127
Total Administration Expenses	30,840,569	63,691,070	138,214,817
Total Expenses	179,156,879	366,729,437	709,535,337
Extraordinary Item	-	-	-
Provision for Income Tax	2	(2,967,980)	13,156,330
Net Income (Loss)	(5,511,952)	(15,253,776)	14,055,148
Write-Ins for Other Revenues:			
Total Other Revenues	-	-	-
Write-Ins for Other Medical and Hospital:			
Other Miscellaneous	4,352,454	14,045,804	15,369,779
Other Capitated Services	1,052	2,761	5,411
Total Other Medical and Hospital	4,353,506	14,048,565	15,375,190
Detail of Other MH and SAS:			
Other Miscellaneous	890,034	2,044,274	4,830,661
Total Other MH and SAS	890,034	2,044,274	4,830,661
Write-Ins for Other Administration:			
Administrative Services Fee	14,456,257	29,121,665	61,171,151
Behavioral Healthcare Services	1,487,697	3,058,874	6,390,070
Spectera Administration Fees	-	-	-
Other Miscellaneous	2,637,550	5,856,596	12,279,011
Total Other Administration	18,581,504	38,037,136	79,840,231

UnitedHealthcare Community Plan - West Tennessee
 Report 2A - TennCare Income Statement
 West Tennessee CRA 2.30.14.3.3 and 2.30.14.3.4

	Member Months	Current Qtr YTD Total as of 6/30/2017	YTD Total as of 06/30/2017	Prior Year as of 12/31/2016
		380,903	783,863	1,696,174
Revenues:				
TennCare Capitation		130,001,126	270,571,639	526,108,093
Other Revenue - TennCare Bonuses		-	-	151,636
Other Revenue - Estimated TennCare Health Insurer Reimbursement Fee		-	-	11,973,253
STAT Adjustments		(0)	(7,545,918)	8,533,298
Total Revenues		130,001,126	263,025,721	546,766,280
Estimated Expenses:				
Hospital and Medical (w/o Mental Health)				
Capitated Physician Services		-	-	-
Fee-for Service Physician Services		17,949,699	35,365,369	70,012,134
Inpatient Hospital Services		19,030,959	39,021,431	75,961,507
Outpatient Hospital Services		12,553,249	24,185,214	45,059,312
Emergency Room Services		7,237,336	14,075,681	26,450,747
Dental Services		-	-	-
Vision Services		1,071,983	1,548,036	1,673,709
Pharmacy Services		-	-	-
Home Health Services		486,773	972,398	1,828,660
Chiropractic Services		-	-	-
Radiology Services		1,159,995	2,369,311	4,408,379
Laboratory Services		1,464,918	3,077,157	6,316,956
Durable Medical Equipment Services		1,689,620	3,365,459	6,867,538
Transportation Services		983,196	3,044,723	8,534,376
Outside Referrals		-	-	-
Medical Incentive Pool and Withhold Adj		-	-	-
Occupancy, Depreciation and Amortization		-	-	-
Nursing Facility Care		20,830,685	42,091,785	80,222,834
HCBS Services		8,124,956	16,915,354	32,612,609
Other Medical and Hospital Services - Write-Ins		5,008,381	11,962,390	11,244,748
Subtotal Medical and Hospital		97,591,750	197,994,309	373,193,510
Mental Health and Substance Abuse Services				
Inpatient Psychiatric Facility Services		2,365,563	5,101,063	9,013,779
Inpatient Substance Abuse Treatment and Detox		96,279	304,201	590,790
Outpatient Mental Health Services		1,036,040	1,543,203	1,756,438
Outpatient Substance Abuse Treatment and Detox		129,493	265,518	512,673
Housing/Residential Treatment		891,339	1,947,819	3,446,150
Specialized Crisis Services		5,498	12,367	48,413
Psychiatric Rehab and Support Services		1,439,887	3,246,359	7,564,452
Case Management		554,978	931,339	5,994,619
Forensics		-	-	-
Other Judicial		-	-	-
Pharmacy		-	-	-
Lab Services		-	-	-
Transportation		12,437	20,871	27,126
Medical Incentive Pool and Withhold Adjustments		-	-	-
Occupancy, Depreciation and Amortization		-	-	-
Other Mental Health and Substance Abuse Services		55,455	125,691	215,720
PCP and Specialist Services		-	-	-
Other Mental Health Services - Write-Ins		894,275	1,396,263	2,599,355
Subtotal MH&SAS		7,481,244	14,894,694	31,769,515
Subtotal Hospital, Medical, MH&SAS, CHOICES		105,072,994	212,889,002	404,963,025
LESS:				
Net Reinsurance Recoveries Incurred		-	-	-
Copayments		-	-	-
Subrogation and Coordination of Benefits		-	-	-
Subtotal Reinsurance, Copay, Subrogation		-	-	-
Total Hospital, Medical, MHS&S		105,072,994	212,889,002	404,963,025
Administration:				
Compensation		-	-	-
Direct and Allocated Admin expenses		-	-	-
Marketing		-	-	-
Interest Expense		-	-	-
Premium Tax Expense		9,218,386	18,394,619	35,434,635
Occupancy, Depreciation, and Amortization		-	-	-
Insurer Fee		-	-	7,315,657
Other Administration - Write-Ins		13,885,033	29,113,511	58,080,588
Fines and Penalties - Other Write-Ins		(9,567)	(298,566)	149,888
Total Administration Expenses		23,093,852	47,209,575	100,980,769
Total Expenses		128,166,846	260,098,577	505,943,793
Extraordinary Item		-	-	-
Provision for Income Tax		641,998	1,024,500	16,848,350
Net Income (Loss)		1,192,282	1,902,644	23,974,136
Write-Ins for Other Revenues:				
Total Other Revenues		-	-	-
Write-Ins for Other Medical and Hospital:				
Other Miscellaneous		5,007,404	11,961,041	11,243,736
Other Capitated Services		977	1,350	1,012
Total Other Medical and Hospital		5,008,381	11,962,390	11,244,748
Detail of Other MH and SAS:				
Other Miscellaneous		894,275	1,396,263	2,599,355
Total Other MH and SAS		894,275	1,396,263	2,599,355
Write-Ins for Other Administration:				
Administrative Services Fee		11,011,047	22,917,494	44,785,357
Behavioral Healthcare Services		1,073,790	2,241,076	4,840,487
Spectera Administration Fees		-	-	-
Other Miscellaneous		1,800,195	3,954,941	8,454,744
Total Other Administration		13,885,033	29,113,511	58,080,588

RECEIVED
2017 AUG 15 PM 2:09
P&I TENNCARE



August 14, 2017

John Mattingly
Department of Commerce and Insurance
TennCare Division, 11th Floor
500 James Robertson Parkway
Nashville, TN 37243-1135

**2017 QUARTERLY STATUTORY FILING
UNITEDHEALTHCARE PLAN OF THE RIVER VALLEY, INC. (95378)**

Enclosed are two copies of the following for the quarter ending June 30, 2017 for the above-mentioned company:

- 2017 Q2 Statutory Filing
- TN Only Enrollment Page
- Exhibit 2, Premiums Receivable (NAIC Annual Format)
- Exhibit 3, Health Care Receivables (NAIC Annual Format)
- Exhibit 5, Amounts Due from Affiliates (NAIC Annual Format)
- Exhibit 6, Amounts Receivable from Affiliates (NAIC Annual Format)
- Eastern TennCare Income Statement Report #2A, MLR and Actuarial Opinion
- Middle TennCare Income Statement Report #2A, MLR and Actuarial Opinion
- Western TennCare Income Statement Report #2A, MLR and Actuarial Opinion
- Consolidated Revenue Reconciliation
- TennCare Subsequent Collections Schedule
- TennCare Revenue Accrual Schedule
- MLR to 2A Reconciliation

This should fulfill our filing requirements for items due August 15, 2017. If you have any questions, please contact me at 952-979-6163.

Sincerely,

A handwritten signature in blue ink that reads 'Steve Steichen'.

Steve Steichen
Accounting Consultant
UHC Plan of the River Valley, Inc.

Enclosures

United Healthcare C & S - Tennessee
Retroactive Revenue Accrual Summary
 June-17

RECEIVED
 2017 AUG 15 PM 2: 10
 UNITED HEALTHCARE

Total												
IDB	Mid TN - TANF		Mid TN - LTC		West TN - TANF		West TN - LTC		East TN - TANF		East TN - LTC	
	Mbrs	Rev	Mbrs	Rev	Mbrs	Rev	Mbrs	Rev	Mbrs	Rev	Mbrs	Rev
Jan-17	105	114,618.52	0	3,951.55	74	77,294.71	1	11,684.20	118	82,499.56	2	13,230.04
Feb-17	242	250,851.43	5	23,138.21	168	174,883.41	3	32,058.39	264	184,155.63	5	37,125.81
Mar-17	453	413,680.04	14	82,098.07	292	286,432.28	6	64,168.77	476	308,711.38	14	93,392.40
Apr-17	766	603,437.20	30	188,978.07	464	417,479.79	4	87,177.61	752	455,278.25	25	177,983.28
May-17	1,461	898,910.75	34	263,369.87	883	626,198.76	(5)	72,565.16	1,355	729,732.32	19	208,371.94
Jun-17	2,093	1,251,014.48	53	421,510.43	895	833,787.63	(5)	143,254.90	1,589	1,057,068.79	31	330,757.65
Total	5,119	3,332,712.42	133	983,046.20	2,775	2,416,076.58	5	410,911.03	4,555	2,817,439.93	95	866,861.12

Prior Month	4,673	3,241,165.29	130	971,704.03	2,571	2,221,875.20	(4)	261,334.45	4,313	2,765,394.76	96	863,777.50
Change from Prior Month	446	291,547.13	4	11,342.17	204	194,201.38	9	147,576.58	242	32,045.17	(1)	(2,916.38)

	Prior Month		Current Month		Inc/(Decr) in Accrual	
	Mbrs	Revenue	Mbrs	Revenue	Mbrs	Revenue
TANF	11,557	8,238,435.25	12,419	8,766,228.93	861	527,793.68
LTC	222	2,096,815.98	233	2,254,818.35	12	158,002.37
TOTALS	11,778	10,327,251.23	12,683	11,021,047.28	904	693,796.05

Comments:

RECEIVED
2017 AUG 15 PM 2:10
O&I TENN CARE

UHC Plan of the River Valley Reconciliation of Cash to Accrual Basis Accounting As of June 30, 2017					
	Middle	East	West	Consolidated	Key
Cash received per premium tax reconciliation	358,807,291	321,757,152	284,189,189	944,733,632	
Change in accruals	(13,025,716)	6,802,536	6,988,106	764,928	a
Change in withhold	(1,559,928)	(1,495,497)	(1,158,879)	(4,215,304)	b
Cash Received for Rescinded Liquidated Damages	(1,087,000)			(1,087,000)	h
2017 STAT Entry	(557,736)	(1,111,536)	(7,545,918)	(9,215,191)	i
Recoupment	885,179	793,843	574,224	2,053,246	j
Accrual basis	343,262,090	326,746,498	283,025,721	933,034,309	
2A Reported premiums	343,262,089	326,746,498	283,025,721	933,034,308	
Difference	0	0	0	0	

Key
(a) Consistent with NAIC guidelines, UPRV records premiums on an accrual basis of accounting. The decrease in Accruals is driven by \$1.5M decrease in Risk Adjusted Rate (RAR), \$3.0 increase in MWOS and offset by \$2.3M decrease in Retro Accrual.
(b) This item is created due to receipt of December withhold.
(h) Amount is Cash received for rescinded Liquidated Damages.
(i) 2016 revenue STAT adjustment due to Actual Risk Adjusted rates for 2016 Received January 2017. Adjustment is for the variance from estimate to actuals.
(j) 2017 TennCare recoupment of MWOS \$2,053M in May 2017.

Accrual change is calculated as follows:				
	Middle	East	West	Consolidated
Reversal of Dec 2016 future retro accrual	(4,320,820)	(2,210,308)	(2,142,622)	(8,673,751)
Reversal of Dec 2016 MWOS recoupment accrual	5,914,043	6,583,845	4,789,210	17,287,198
June 2017 future retro accrual	4,515,756	3,678,301	2,826,988	11,021,047
June 2017 members without services revenue accrual	(8,862,312)	(7,864,084)	(6,006,380)	(20,332,776)
Reversal of Dec 2016 RAR accrual	(17,573,908)	18,287,586	11,788,058	10,481,737
June 2017 Risk Adj Rate Accrual	5,101,522	(9,852,903)	(4,247,148)	(8,998,529)
Total change in accrual	(13,025,715)	6,802,536	6,988,106	764,928



RECEIVED
2017 AUG 15 PM 2:10
O&I TENNCARE

Actuarial Certification

Carrier: UnitedHealthcare Plan of the River Valley, Inc.
Date: July 12, 2017
Valuation Date: June 2017
Subject: TennCare Claim Reserve Estimate (IBNR) as of June 2017 – Risk Business – Eastern Tennessee – Long Term Care

I, Kevin Francis, am Vice President of Actuarial Services for United HealthCare Community and State. I am a member of the American Academy of Actuaries and am qualified to render the actuarial opinion contained herein.

In my opinion, the claim reserve estimate (IBNR) of \$15,360,936 provides good and sufficient provision for all unpaid claim liabilities and was computed in accordance with currently accepted actuarial standards.

Note that, as of June 2017, this block of business had approximately 3,700 members.

Kevin Francis, FSA, MAAA
Vice President of Actuarial Services
United HealthCare Community and State
9800 Health Care Lane,
Minnetonka, MN 55343
(952) 931-4690
E-mail: kevin.francis@uhc.com



Actuarial Certification

Carrier: UnitedHealthcare Plan of the River Valley, Inc.
Date: July 12, 2017
Valuation Date: June 2017
Subject: TennCare Claim Reserve Estimate (IBNR) as of June 2017 – Risk Business – Eastern Tennessee – Excluding Long Term Care

I, Kevin Francis, am Vice President of Actuarial Services for United HealthCare Community and State. I am a member of the American Academy of Actuaries and am qualified to render the actuarial opinion contained herein.

In my opinion, the claim reserve estimate (IBNR) of \$38,524,592 provides good and sufficient provision for all unpaid claim liabilities and was computed in accordance with currently accepted actuarial standards.

Note that, as of June 2017, this block of business had approximately 146,000 members.

Kevin Francis, FSA, MAAA

Vice President of Actuarial Services

United HealthCare Community and State

9800 Health Care Lane,

Minnetonka, MN 55343

(952) 931-4690

E-mail: kevin.francis@uhc.com



Actuarial Certification

Carrier: UnitedHealthcare Plan of the River Valley, Inc.
Date: July 12, 2017
Valuation Date: June 2017
Subject: TennCare Claim Reserve Estimate (IBNR) as of June 2017 – Risk Business – Middle Tennessee – Long Term Care

I, Kevin Francis, am Vice President of Actuarial Services for United HealthCare Community and State. I am a member of the American Academy of Actuaries and am qualified to render the actuarial opinion contained herein.

In my opinion, the claim reserve estimate (IBNR) of \$12,698,006 provides good and sufficient provision for all unpaid claim liabilities and was computed in accordance with currently accepted actuarial standards.

Note that, as of June 2017, this block of business had approximately 3,300 members.

A handwritten signature in black ink, appearing to read 'K. Francis', written over a horizontal line.

Kevin Francis, FSA, MAAA
Vice President of Actuarial Services
United HealthCare Community and State
9800 Health Care Lane,
Minnetonka, MN 55343
(952) 931-4690
E-mail: kevin.francis@uhc.com



Actuarial Certification

Carrier: UnitedHealthcare Plan of the River Valley, Inc.
Date: July 12, 2017
Valuation Date: June 2017
Subject: TennCare Claim Reserve Estimate (IBNR) as of June 2017 – Risk Business – Middle Tennessee – Excluding Long Term Care

I, Kevin Francis, am Vice President of Actuarial Services for United HealthCare Community and State. I am a member of the American Academy of Actuaries and am qualified to render the actuarial opinion contained herein.

In my opinion, the claim reserve estimate (IBNR) of \$58,475,197 provides good and sufficient provision for all unpaid claim liabilities and was computed in accordance with currently accepted actuarial standards.

Note that, as of June 2017, this block of business had approximately 158,500 members.

A handwritten signature in black ink, appearing to read "K. Francis", written over a horizontal line.

Kevin Francis, FSA, MAAA

Vice President of Actuarial Services

United HealthCare Community and State

9800 Health Care Lane,

Minnetonka, MN 55343

(952) 931-4690

E-mail: kevin.francis@uhc.com



Actuarial Certification

Carrier: UnitedHealthcare Plan of the River Valley, Inc.
Date: July 12, 2017
Valuation Date: June 2017
Subject: TennCare Claim Reserve Estimate (IBNR) as of June 2017 – Risk Business – Western Tennessee – Long Term Care

I, Kevin Francis, am Vice President of Actuarial Services for United HealthCare Community and State. I am a member of the American Academy of Actuaries and am qualified to render the actuarial opinion contained herein.

In my opinion, the claim reserve estimate (IBNR) of \$11,409,402 provides good and sufficient provision for all unpaid claim liabilities and was computed in accordance with currently accepted actuarial standards.

Note that, as of June 2017, this block of business had approximately 3,100 members.

A handwritten signature in black ink, appearing to read "Kevin Francis", written over a horizontal line.

Kevin Francis, FSA, MAAA

Vice President of Actuarial Services

United HealthCare Community and State

9800 Health Care Lane,

Minnetonka, MN 55343

(952) 931-4690

E-mail: kevin.francis@uhc.com



Actuarial Certification

Carrier: UnitedHealthcare Plan of the River Valley, Inc.
Date: July 12, 2017
Valuation Date: June 2017
Subject: Tenicare Claim Reserve Estimate (IBNR) as of June 2017 – Risk Business – Western Tennessee – Excluding Long Term Care

I, Kevin Francis, am Vice President of Actuarial Services for United HealthCare Community and State. I am a member of the American Academy of Actuaries and am qualified to render the actuarial opinion contained herein.

In my opinion, the claim reserve estimate (IBNR) of \$31,984,138 provides good and sufficient provision for all unpaid claim liabilities and was computed in accordance with currently accepted actuarial standards.

Note that, as of June 2017, this block of business had approximately 121,700 members.

A handwritten signature in black ink, appearing to read "Kevin Francis", written over a horizontal line.

Kevin Francis, FSA, MAAA

Vice President of Actuarial Services

United HealthCare Community and State

9800 Health Care Lane,

Minnetonka, MN 55343

(952) 931-4690

E-mail: kevin.francis@uhc.com



July 12, 2017

STATEMENT OF ACTUARIAL OPINION

Statutory Quarterly Statement of United Healthcare Plan of the River Valley, Inc.

Medicaid Risk Business in Eastern Tennessee, Long Term Care

As of and for the Period Ended June 30, 2017

I, Kevin Francis, am a Member of the American Academy of Actuaries (Academy) and Vice President of Actuarial Services for United Healthcare Plan of the River Valley, Inc.'s Medicaid plans. I meet the Academy qualification standards for rendering this statement of actuarial opinion.

This statement is for United Healthcare Plan of the River Valley, Inc.'s Medicaid Long Term Care risk business in Eastern Tennessee, which had approximately 3,700 members in June 2017. This business became effective August 1, 2010.

I have examined the actuarial assumptions and methods used in determining the loss reserves listed below, as prepared for filing with regulatory officials as of June 30, 2017.

I have determined that the appropriate level for claims liability for this block of business is \$15,360,936.

Note that in the annual statement, both Medicaid and non-Medicaid businesses are combined.

My examination included such review of the actuarial assumptions and actuarial methods and of the underlying basic liability records and such tests of the actuarial calculations as I considered necessary.

In my opinion the amounts carried in the balance sheet on account of the actuarial items identified above:

- a) Are computed in accordance with presently accepted actuarial standards consistently applied and are fairly stated in accordance with sound actuarial principles;
- b) Are based on actuarial assumptions which are in accordance with or stronger than those called for in related contract provisions and are appropriate for the purpose for which the statement was prepared;
- c) Meet the requirements of the laws of the State of Tennessee;

- d) Make good and sufficient provision for all unpaid claims and other actuarial liabilities of the organization guaranteed under the terms of its contracts and agreements;
- e) Are computed on the basis of actuarial assumptions and methods consistent in all material respects with those used in computing the corresponding items in the annual statement of the preceding year-end; and
- f) Include provision, in the aggregate, for all actuarial reserves and related statement items which ought to be established.

The actuarial methods, considerations and analyses used in forming my opinion conform to the appropriate Standards of Practice as promulgated from time to time by the Actuarial Standards Board, whose standards form the basis of this statement of opinion.

This statement has been prepared for inclusion with United Healthcare Plan of the River Valley, Inc.'s statutory quarterly statement for filing with regulatory authorities of the State of Tennessee and is intended for no other purpose.

July 12, 2017



Kevin Francis, FSA, MAAA

Vice President of Actuarial Services

United HealthCare Community and State

9800 Health Care Lane,

Minnetonka, MN 55343

(952) 931-4690

E-mail: kevin.francis@uhc.com



July 12, 2017

STATEMENT OF ACTUARIAL OPINION

Statutory Quarterly Statement of United Healthcare Plan of the River Valley, Inc.

Medicaid Risk Business in Eastern Tennessee, Excluding Long Term Care

As of and for the Period Ended June 30, 2017

I, Kevin Francis, am a Member of the American Academy of Actuaries (Academy) and Vice President of Actuarial Services for United Healthcare Plan of the River Valley, Inc.'s Medicaid plans. I meet the Academy qualification standards for rendering this statement of actuarial opinion.

This statement is for United Healthcare Plan of the River Valley, Inc.'s Medicaid risk business in Eastern Tennessee, which had approximately 146,000 members in June 2017. This business became effective July 1, 2009.

I have examined the actuarial assumptions and methods used in determining the loss reserves listed below, as prepared for filing with regulatory officials as of June 30, 2017.

I have determined that the appropriate level for claims liability for this block of business is \$38,524,592.

Note that in the annual statement, both Medicaid and non-Medicaid businesses are combined.

My examination included such review of the actuarial assumptions and actuarial methods and of the underlying basic liability records and such tests of the actuarial calculations as I considered necessary.

In my opinion the amounts carried in the balance sheet on account of the actuarial items identified above:


- a) Are computed in accordance with presently accepted actuarial standards consistently applied and are fairly stated in accordance with sound actuarial principles;
- b) Are based on actuarial assumptions which are in accordance with or stronger than those called for in related contract provisions and are appropriate for the purpose for which the statement was prepared;
- c) Meet the requirements of the laws of the State of Tennessee;
- d) Make good and sufficient provision for all unpaid claims and other actuarial liabilities of the organization guaranteed under the terms of its contracts and agreements;

- e) Are computed on the basis of actuarial assumptions and methods consistent in all material respects with those used in computing the corresponding items in the annual statement of the preceding year-end; and
- f) Include provision, in the aggregate, for all actuarial reserves and related statement items which ought to be established.

The actuarial methods, considerations and analyses used in forming my opinion conform to the appropriate Standards of Practice as promulgated from time to time by the Actuarial Standards Board, whose standards form the basis of this statement of opinion.

This statement has been prepared for inclusion with United Healthcare Plan of the River Valley, Inc.'s statutory quarterly statement for filing with regulatory authorities of the State of Tennessee and is intended for no other purpose.

July 12, 2017



Kevin Francis, FSA, MAAA

Vice President of Actuarial Services

United HealthCare Community and State

9800 Health Care Lane,

Minnetonka, MN 55343

(952) 931-4690

E-mail: kevin.francis@uhc.com



July 12, 2017

STATEMENT OF ACTUARIAL OPINION

Statutory Quarterly Statement of United Healthcare Plan of the River Valley, Inc.

Medicaid Risk Business in Middle Tennessee, Long Term Care

As of and for the Period Ended June 30, 2017

I, Kevin Francis, am a Member of the American Academy of Actuaries (Academy) and Vice President of Actuarial Services for United Healthcare Plan of the River Valley, Inc.'s Medicaid plans. I meet the Academy qualification standards for rendering this statement of actuarial opinion.

This statement is for United Healthcare Plan of the River Valley, Inc.'s Medicaid Long Term Care risk business in Middle Tennessee, which had approximately 3,300 members in June 2017. This business became effective March 1, 2010.

I have examined the actuarial assumptions and methods used in determining the loss reserves listed below, as prepared for filing with regulatory officials as of June 30, 2017.

I have determined that the appropriate level for claims liability for this block of business is \$12,698,006.

Note that in the annual statement, both Medicaid and non-Medicaid businesses are combined.

My examination included such review of the actuarial assumptions and actuarial methods and of the underlying basic liability records and such tests of the actuarial calculations as I considered necessary.

In my opinion the amounts carried in the balance sheet on account of the actuarial items identified above:


- a) Are computed in accordance with presently accepted actuarial standards consistently applied and are fairly stated in accordance with sound actuarial principles;
- b) Are based on actuarial assumptions which are in accordance with or stronger than those called for in related contract provisions and are appropriate for the purpose for which the statement was prepared;
- c) Meet the requirements of the laws of the State of Tennessee;
- d) Make good and sufficient provision for all unpaid claims and other actuarial liabilities of the organization guaranteed under the terms of its contracts and agreements;

- e) Are computed on the basis of actuarial assumptions and methods consistent in all material respects with those used in computing the corresponding items in the annual statement of the preceding year-end; and
- f) Include provision, in the aggregate, for all actuarial reserves and related statement items which ought to be established.

The actuarial methods, considerations and analyses used in forming my opinion conform to the appropriate Standards of Practice as promulgated from time to time by the Actuarial Standards Board, whose standards form the basis of this statement of opinion.

This statement has been prepared for inclusion with United Healthcare Plan of the River Valley, Inc.'s statutory quarterly statement for filing with regulatory authorities of the State of Tennessee and is intended for no other purpose.

July 12, 2017



Kevin Francis, FSA, MAAA

Vice President of Actuarial Services

United HealthCare Community and State

9800 Health Care Lane,

Minnetonka, MN 55343

(952) 931-4690

E-mail: kevin.francis@uhc.com



July 12, 2017

STATEMENT OF ACTUARIAL OPINION

Statutory Quarterly Statement of United Healthcare Plan of the River Valley, Inc.

Medicaid Risk Business in Middle Tennessee, Excluding Long Term Care

As of and for the Period Ended June 30, 2017

I, Kevin Francis, am a Member of the American Academy of Actuaries (Academy) and Vice President of Actuarial Services for United Healthcare Plan of the River Valley, Inc.'s Medicaid plans. I meet the Academy qualification standards for rendering this statement of actuarial opinion.

This statement is for United Healthcare Plan of the River Valley, Inc.'s Medicaid risk business in Middle Tennessee, which had approximately 158,500 members in June 2017. This business became effective April 1, 2007.

I have examined the actuarial assumptions and methods used in determining the loss reserves listed below, as prepared for filing with regulatory officials as of June 30, 2017.

I have determined that the appropriate level for claims liability for this block of business is \$58,475,197

Note that in the annual statement, both Medicaid and non-Medicaid businesses are combined.

My examination included such review of the actuarial assumptions and actuarial methods and of the underlying basic liability records and such tests of the actuarial calculations as I considered necessary.

In my opinion the amounts carried in the balance sheet on account of the actuarial items identified above:


- a) Are computed in accordance with presently accepted actuarial standards consistently applied and are fairly stated in accordance with sound actuarial principles;
- b) Are based on actuarial assumptions which are in accordance with or stronger than those called for in related contract provisions and are appropriate for the purpose for which the statement was prepared;
- c) Meet the requirements of the laws of the State of Tennessee;
- d) Make good and sufficient provision for all unpaid claims and other actuarial liabilities of the organization guaranteed under the terms of its contracts and agreements;

- e) Are computed on the basis of actuarial assumptions and methods consistent in all material respects with those used in computing the corresponding items in the annual statement of the preceding year-end; and
- f) Include provision, in the aggregate, for all actuarial reserves and related statement items which ought to be established.

The actuarial methods, considerations and analyses used in forming my opinion conform to the appropriate Standards of Practice as promulgated from time to time by the Actuarial Standards Board, whose standards form the basis of this statement of opinion.

This statement has been prepared for inclusion with United Healthcare Plan of the River Valley, Inc.'s statutory quarterly statement for filing with regulatory authorities of the State of Tennessee and is intended for no other purpose.

July 12, 2017



Kevin Francis, FSA, MAAA

Vice President of Actuarial Services

United HealthCare Community and State

9800 Health Care Lane,

Minnetonka, MN 55343

(952) 931-4690

E-mail: kevin.francis@uhc.com



July 12, 2017

STATEMENT OF ACTUARIAL OPINION

Statutory Quarterly Statement of United Healthcare Plan of the River Valley, Inc.

Medicaid Risk Business in Western Tennessee, Long Term Care

As of and for the Period Ended June 30, 2017

I, Kevin Francis, am a Member of the American Academy of Actuaries (Academy) and Vice President of Actuarial Services for United Healthcare Plan of the River Valley, Inc.'s Medicaid plans. I meet the Academy qualification standards for rendering this statement of actuarial opinion.

This statement is for United Healthcare Plan of the River Valley, Inc.'s Medicaid Long Term Care risk business in Western Tennessee, which had approximately 3,100 members in June 2017. This business became effective August 1, 2010.

I have examined the actuarial assumptions and methods used in determining the loss reserves listed below, as prepared for filing with regulatory officials as of June 30, 2017.

I have determined that the appropriate level for claims liability for this block of business is \$11,409,402.

Note that in the annual statement, both Medicaid and non-Medicaid businesses are combined.

My examination included such review of the actuarial assumptions and actuarial methods and of the underlying basic liability records and such tests of the actuarial calculations as I considered necessary.

In my opinion the amounts carried in the balance sheet on account of the actuarial items identified above:


- a) Are computed in accordance with presently accepted actuarial standards consistently applied and are fairly stated in accordance with sound actuarial principles;
- b) Are based on actuarial assumptions which are in accordance with or stronger than those called for in related contract provisions and are appropriate for the purpose for which the statement was prepared;
- c) Meet the requirements of the laws of the State of Tennessee;
- d) Make good and sufficient provision for all unpaid claims and other actuarial liabilities of the organization guaranteed under the terms of its contracts and agreements;

- e) Are computed on the basis of actuarial assumptions and methods consistent in all material respects with those used in computing the corresponding items in the annual statement of the preceding year-end; and
- f) Include provision, in the aggregate, for all actuarial reserves and related statement items which ought to be established.

The actuarial methods, considerations and analyses used in forming my opinion conform to the appropriate Standards of Practice as promulgated from time to time by the Actuarial Standards Board, whose standards form the basis of this statement of opinion.

This statement has been prepared for inclusion with United Healthcare Plan of the River Valley, Inc.'s statutory quarterly statement for filing with regulatory authorities of the State of Tennessee and is intended for no other purpose.

July 12, 2017



Kevin Francis, FSA, MAAA

Vice President of Actuarial Services

United HealthCare Community and State

9800 Health Care Lane,

Minnetonka, MN 55343

(952) 931-4690

E-mail: kevin.francis@uhc.com



July 12, 2017

STATEMENT OF ACTUARIAL OPINION

Statutory Quarterly Statement of United Healthcare Plan of the River Valley, Inc.

Medicaid Risk Business in Western Tennessee, Excluding Long Term Care

As of and for the Period Ended June 30, 2017

I, Kevin Francis, am a Member of the American Academy of Actuaries (Academy) and Vice President of Actuarial Services for United Healthcare Plan of the River Valley, Inc.'s Medicaid plans. I meet the Academy qualification standards for rendering this statement of actuarial opinion.

This statement is for United Healthcare Plan of the River Valley, Inc.'s Medicaid risk business in Western Tennessee, which had approximately 121,700 members in June 2017. This business became effective November 1, 2008.

I have examined the actuarial assumptions and methods used in determining the loss reserves listed below, as prepared for filing with regulatory officials as of June 30, 2017.

I have determined that the appropriate level for claims liability for this block of business is \$31,984,138.

Note that in the annual statement, both Medicaid and non-Medicaid businesses are combined.

My examination included such review of the actuarial assumptions and actuarial methods and of the underlying basic liability records and such tests of the actuarial calculations as I considered necessary.

In my opinion the amounts carried in the balance sheet on account of the actuarial items identified above:


- a) Are computed in accordance with presently accepted actuarial standards consistently applied and are fairly stated in accordance with sound actuarial principles;
- b) Are based on actuarial assumptions which are in accordance with or stronger than those called for in related contract provisions and are appropriate for the purpose for which the statement was prepared;
- c) Meet the requirements of the laws of the State of Tennessee;
- d) Make good and sufficient provision for all unpaid claims and other actuarial liabilities of the organization guaranteed under the terms of its contracts and agreements;

- e) Are computed on the basis of actuarial assumptions and methods consistent in all material respects with those used in computing the corresponding items in the annual statement of the preceding year-end; and
- f) Include provision, in the aggregate, for all actuarial reserves and related statement items which ought to be established.

The actuarial methods, considerations and analyses used in forming my opinion conform to the appropriate Standards of Practice as promulgated from time to time by the Actuarial Standards Board, whose standards form the basis of this statement of opinion.

This statement has been prepared for inclusion with United Healthcare Plan of the River Valley, Inc.'s statutory quarterly statement for filing with regulatory authorities of the State of Tennessee and is intended for no other purpose.

July 12, 2017



Kevin Francis, FSA, MAAA
Vice President of Actuarial Services
United HealthCare Community and State
9800 Health Care Lane,
Minnetonka, MN 55343
(952) 931-4690
E-mail: kevin.francis@uhc.com

UnitedHealthcare Community Plan - Tennessee
 Reconciliation Between 2A and MLR Report
 As of June 30, 2017

RECEIVED
 2017 AUG 15 PM 2:10

<u>Capitation Revenue</u>	<u>Revenue</u>
Revenue reported per MLR report	929,066,650
STAT Adjustment/Other Revenue	(9,215,191)
	919,851,459
TennCare Capitation per 2A	933,034,308
Less: Restated revenue for prior months	(13,182,849)
	919,851,459
Difference	0
<u>Claims & Reserve</u>	<u>Claims</u>
Total 2A Paid Claims and Change in Reserves	787,204,588
	787,204,588
Incurred Claims per the MLR for the reporting period	783,814,091
Restated prior year incurred claims	3,390,498
Adjusted MLR	787,204,588
Difference (rounding)	0

**UnitedHealthcare Community Plan - East Tennessee
Reconciliation Between 2A and MLR Report
As of June 30, 2017**

<u>Capitation Revenue</u>	<u>Revenue</u>
Revenue reported per MLR report	324,609,329
STAT Adjustment/Other Revenue	(1,111,536)
	323,497,793
TennCare Capitation per 2A	326,746,498
Less: Restated revenue for prior months	(3,248,705)
	323,497,793
Difference	0
<u>Claims & Reserve</u>	<u>Claims</u>
Total 2A Paid Claims and Change in Reserves	271,277,218
Incurred Claims per the MLR for the reporting period	273,874,570
Restated prior year incurred claims	(2,597,352)
Adjusted MLR	271,277,218
Difference (rounding)	0

**UnitedHealthcare Community Plan - Middle Tennessee
Reconciliation Between 2A and MLR Report
As of June 30, 2017**

<u>Capitation Revenue</u>	<u>Revenue</u>
Revenue reported per MLR report	341,896,671
STAT Adjustment/Other Revenue	(557,736)
	341,338,934
TennCare Capitation per 2A	343,262,089
Less: Restated revenue for prior months	(1,923,155)
	341,338,934
Difference	0
<u>Claims & Reserve</u>	<u>Claims</u>
Total 2A Paid Claims and Change in Reserves	303,038,367
	303,038,367
Incurred Claims per the MLR for the reporting period	298,819,915
Restated prior year incurred claims	4,218,452
Adjusted MLR	303,038,367
Difference (rounding)	0

**UnitedHealthcare Community Plan - West Tennessee
Reconciliation Between 2A and MLR Report
As of June 30, 2017**

<u>Capitation Revenue</u>	<u>Revenue</u>
Revenue reported per MLR report	262,560,650
STAT Adjustment/Other Revenue	(7,545,918)
	255,014,732
TennCare Capitation per 2A	263,025,721
Less: Restated revenue for prior months	(8,010,990)
	255,014,732
Difference	0
<u>Claims & Reserve</u>	<u>Claims</u>
Total 2A Paid Claims and Change in Reserves	212,889,002
Incurred Claims per the MLR for the reporting period	211,119,605
Restated prior year incurred claims	1,769,397
Adjusted MLR	212,889,002
Difference (rounding)	0

RECEIVED

STATEMENT AS OF JUNE 30, 2017 OF UNITEDHEALTHCARE PLAN OF THE RIVER VALLEY, INC.

2017 AUG 15 PM 2:11

EXHIBIT OF PREMIUMS, ENROLLMENT AND UTILIZATION

Tennessee O&I TENNCARE	1 Total	Comprehensive (Hospital & Medical)		4 Medicare Supplement	5 Vision Only	6 Dental Only	7 Federal Employees Health Benefit Plan	8 Medicare	9 Medicaid	10 Other
		2 Individual	3 Group							
Total Members at end of:										
1. Prior Year	529,563		552					45,725	483,286	
2. First Quarter	504,315		493					48,047	455,775	
3. Second Quarter	486,812		489					49,975	436,348	
4. Third Quarter	-		-					-	-	
5. Current Year	-		-					-	-	
6. Current Year Member Months	3,014,652		2,927					290,262	2,721,463	
Total Member Ambulatory Encounters for Year:										
7. Physician	2,698,540		1,525					661,247	2,035,768	
8. Non-Physician	1,864,357		50					386,815	1,477,492	
9. Total	4,562,897		1,575					1,048,062	3,513,260	
10. Hospital Patient Days Incurred	1,378,533		118					86,161	1,292,254	
11. Number of Inpatient Admissions	97,212		16					11,836	85,360	
12. Health Premiums Written	1,322,937,565		1,212,090					388,691,167	933,034,308	
13. Life Premiums Direct	-		-					-	-	
14. Property/Casualty Premiums Written	-		-					-	-	
15. Health Premiums Earned	1,297,225,521		1,212,090					362,975,397	933,038,034	
16. Property/Casualty Premiums Earned	-		-					-	-	
17. Amount Paid for Provision of Health Care Services	1,052,839,015		782,781					269,503,719	782,552,515	
18. Amount Incurred for Provision of Health Care Services	1,057,869,964		851,120					269,814,256	787,204,588	

RECEIVED

2017 AUG 15 PM 2: 12

O&I TENNCARE

STATEMENT AS OF JUNE 30, 2017 FOR
UNITEDHEALTHCARE PLAN OF THE RIVER VALLEY, INC.

EXHIBIT 2 - ACCIDENT AND HEALTH PREMIUMS DUE AND UNPAID

Individually list all debtors with account balances the greater of 10% of gross Premiums Receivable or \$10,000.

Name of Debtor	1-30 Days	31-60 Days	61-90 Days	Over 90 Days	Non Admitted	Admitted
Total Individuals	-	-	-	-	-	-
Group subscribers:	-	-	-	-	-	-
Federal Employees	-	-	-	-	-	-
Group subscriber subtotal	-	-	-	-	-	-
Premiums due and unpaid not individually listed	2,219,421	130,127	94,000	456,469	456,469	2,443,548
Total group	2,219,421	130,127	94,000	456,469	456,469	2,443,548
Premiums due and unpaid from Medicare entities	-	-	-	1,226,383	4,661	1,221,722
Premiums due and unpaid from Medicaid entities	14,500,759	10,734,700	8,758,134	20,135,340	-	54,128,933
Accident and health premiums due and unpaid (Page 2, Line 15)	16,720,180	10,864,827	8,852,134	21,818,192	461,130	57,794,203

Note: Special Needs Program activity is reported within Premiums due and unpaid from Medicaid entities.

STATEMENT AS OF JUNE 30, 2017 OF UNITEDHEALTHCARE PLAN OF THE RIVER VALLEY, INC.

Exhibit 3 - Health Care Receivables

	2 1 - 30 Days	3 31 - 60 Days	4 61 - 90 Days	5 Over 90 Days	6 Nonadmitted	7 Admitted
OptumRx, Inc.	\$ 33,208,202	\$ 2,884,248	\$ 2,143,934	\$ 2,908,904	\$ 3,207,630	\$ 37,937,658
0199998 Aggregate Pharmaceutical Rebate Receivables Not Individually Listed	-	-	-	-	-	-
0199999 Total Pharmaceutical Rebate Receivables	33,208,202	2,884,248	2,143,934	2,908,904	3,207,630	37,937,658
0299998 Aggregate Claim Overpayment Receivables Not Individually Listed	11,943,867	44,418	25,381	2,339,846	13,697,602	655,910
0299999 Total Claim Overpayment Receivables	11,943,867	44,418	25,381	2,339,846	13,697,602	655,910
0399998 Aggregate Loans and Advances to Providers Not Individually Listed	-	-	-	44,993	44,993	-
0399999 Total Loans and Advances to Providers	-	-	-	44,993	44,993	-
0499998 Aggregate Capitation Arrangement Receivables Not Individually Listed	-	-	-	-	-	-
0499999 Total Capitation Arrangement Receivables	-	-	-	-	-	-
0599998 Aggregate Risk Sharing Receivables Not Individually Listed	-	-	-	209,168	209,168	-
0599999 Total Risk Sharing Receivables	-	-	-	209,168	209,168	-
0699998 Aggregate Other Receivables Not Individually Listed	-	-	-	-	-	-
0699999 Total Other Receivables	-	-	-	-	-	-
0799999 Gross Health Care Receivables	\$ 45,152,069	\$ 2,928,666	\$ 2,169,315	\$ 5,502,911	\$ 17,159,393	\$ 38,593,568

RECEIVED

2017 AUG 15 PM 2:12

C&I TENHOARE

STATEMENT AS OF JUNE 30, 2017 OF UNITEDHEALTHCARE PLAN OF THE RIVER VALLEY, INC.
Exhibit 5 - Amounts Due From Parent, Subsidiaries and Affiliates

RECEIVED
 2017 AUG 15 PM 2:12
 OBI TENNOCARE

1 Name of Affiliate	2 1 - 30 Days	3 31 -60 Days	4 61 - 90 Days	5 Over 90 Days	6 Nonadmitted	7 Current	8 Non-Current
0100001 United HealthCare Services, Inc.	1,490,365	-	-	-	-	1,490,365	-
0199999 Individually listed receivables	1,490,365	-	-	-	-	1,490,365	-
0299999 Receivables not individually listed							
0399999 Total gross amounts receivable	1,490,365	-	-	-	-	1,490,365	-

RECEIVED

2017 AUG 15 PM 2:13

O&I TENNOCARE

STATEMENT AS OF JUNE 30, 2017 OF UNITEDHEALTHCARE PLAN OF THE RIVER VALLEY, INC.
Exhibit 6 - Amounts Due To Parent, Subsidiaries and Affiliates

	1 Affiliate	2 Description	3 Amount	4 Current	5 Non-Current	
	0100001	United HealthCare Services, Inc.	Intercompany Payables	27,613,239	27,613,239	-
	0199999	Individually listed payables	27,613,239	27,613,239	-	
	0299999	Payables not individually listed	-	-	-	
	0399999	Total gross payables	27,613,239	27,613,239	-	

Purpose: To determine current and prior year retroactive receivables and withholds for TennCare.
 Procedure: The revenue team puts together a monthly analysis of TennCare revenue, membership, and LTC payments.
 Source: [Revenue Team Sharepoint](#)

RECEIVED
 2017 AUG 15 PM 2:13
 O&I TENN CARE

12/31/2016 AR balance by component

	TennCare Medicaid withhold	TennCare LTC withhold	Medicaid Accrual for LTC members not receiving services (held in account 55600-03000-24599 on 12/31/2016)	LTC Accrual for LTC members not receiving services (held in account 55600-03000-24599 on 12/31/2016)	Medicaid (A) Accrual for Future retro premium on 12/31/2016	LTC (A) Accrual for Future retro premium on 12/31/2016	
TennCare withhold	-	-					-
GL Accrual for future retroactive premium					7,644,227.99	1,029,522.84	8,673,751
GL Accrual for LTC members not receiving LTC services			1,223,174.84	(18,510,373)			(17,287,198)
GL balance 12/31/2016	-	-	1,223,175	(18,510,373)	7,644,228	1,029,523	(8,613,447)

2017 Cash receipts related to 2016 service dates	Prior Medicaid withhold paid	Prior LTC withhold paid	Current Medicaid withhold on 2017 service dates	Current LTC withhold on 2017 service dates		Premium to record sent in 820 remittance	Premium to record sent in 820 remittance	Total deposits related to 2016			
Jan-17	-	-	91,598	14,946		(3,663,909)	(597,858)	(4,155,222)	(3,572,311)	(582,911)	(4,155,222)
Feb-17	(91,598)	(14,946)	51,971	3,485		(2,078,827)	(139,407)	(2,269,322)	(2,118,454)	(150,868)	(2,269,322)
Mar-17	(51,971)	(3,485)	(18,609)	55,099		744,343	(2,203,951)	(1,478,574)	673,764	(2,152,338)	(1,478,574)
Apr-17	18,609	(55,099)	31,500	4,638		(1,259,995)	(185,503)	(1,445,851)	(1,209,886)	(235,964)	(1,445,851)
May-17	(31,500)	(4,638)	25,528	(79)	(89,651)	(1,021,114)	3,148	1,024,591	(1,027,086)	(1,568)	(1,028,654)
Jun-17	(25,528)	79	23,314	2,091		(932,553)	(83,624)	(1,016,222)	(934,767)	(81,455)	(1,016,222)
Jul-17	-	-	-	-		-	-	-	-	-	-
Aug-17	-	-	-	-		-	-	-	-	-	-
Sep-17	-	-	-	-		-	-	-	-	-	-
Oct-17	-	-	-	-		-	-	-	-	-	-
Nov-17	-	-	-	-		-	-	-	-	-	-
Dec-17	-	-	-	-		-	-	-	-	-	-
Total 2017 cash deposits for 2016 retro cash						(8,212,054)	(3,207,195)	(9,340,599)	(8,212,054)	(3,207,195)	(11,419,249)