

Table 5-2

Summary of Slug Test Data
June 26, 1995
 GNB Technologies, Inc., Frisco, Texas

Well #	Analysis Method	Hydraulic Conductivity (gpd/ft ²)	Hydraulic Conductivity (cm/sec)	Transmissivity (gpd/ft)	Material
MW-5	Cooper	719.25	3.4×10^{-2}	2877.12	Sand and Gravel
MW-7	Bouwer & Rice	4.321	2.0×10^{-4}	17.28	Clayey Gravel and Clay
MW-8	Bouwer & Rice	9.633	4.5×10^{-4}	27.74	Clayey Gravel and Clay
MW-9	Bouwer & Rice	0.047	2.2×10^{-6}	0.56	Clay

ATTACHMENT E

PBW GROUNDWATER SAMPLING RECORDS

LMW-5, LMW-8, AND LMW-17

GROUNDWATER SAMPLING RECORD						PAGE <u>1</u> of <u>1</u>			
Project Number: #1829 1856		Project Name: EXIDE-PRISCO-LANDFILL			Date: 3/12/13				
Sample Number: LMW-5		Starting Water Level (ft. BMP):		17.69					
Sampling Location (well ID, etc.): LMW-5		Casing Stickup (ft.):		-					
Sampled by: JTB		Starting Water Level (ft. BGL):		22 17.69					
Measuring Point (MP) of Well: TOC/PVC		Total Depth (ft. BGL):		-					
Screened Interval (ft. BGL): 7-21		Casing Diameter (In ID):		2.0					
Filter Pack Interval (ft. BGL): -		Casing Volume (gal.):		-					
QUALITY ASSURANCE									
METHODS (describe):									
Cleaning Equipment: <u>dedicated or new equipment</u>									
Purging: <u>peristaltic pump</u> Sampling: <u>same</u>									
Disposal of Discharged Water: <u>55 gallon drum</u>									
INSTRUMENTS (Indicate make, model, I.d.)									
Water Level: <u>KECK</u>		Thermometer: <u>YSI 556</u>							
pH Meter: <u>YSI 556</u>		Field Calibration: <u>7-4</u>							
Conductivity Meter: <u>YSI 556</u>		Field Calibration: <u>1413</u>							
Filter / Filter Size: <u>10 micron & 45 micron</u> other: <u>TVPS</u>									
SAMPLING MEASUREMENTS									
Time	Cum. Vol. (gal. or L)	Purge Rate (gal. or L/m)	Temp. (°C)	pH	Spec. Cond. (mmhos/cm)	D.O.	Redox (mV)	Turbidity & Color	Water Depth (ft BMP)
1204									
1213		.15	18.9	6.48	1271			22	18.32
1218		.14	18.8	6.52	1257			16	18.93
1230 - TURNED UP THE PUMP TO EVACUATE THE WELL, WILL RETURN TO SAMPLE									
1239 - WELL IS DRY									
1040		.14	18.6	6.57	1281			64	17.66
Water Level (ft. BMP) at End of Purge: <u>DRY</u>			Sample Intake Depth (ft. BMP): <u>2' OFF BOTTOM</u>						
SAMPLE INVENTORY									
Bottles Collected				Filtration (Y/N)	Preservation	Remarks (quality control sample, other)			
Time	Volume	Composition (G, P)	No.						
1050	250ML	P	1	Y-10	HNO3	TOTAL METALS			
1050	250ML	P	1	Y-45	HNO3	DISSOLVED METALS			
Comments:						Pastor, Behling & Wheeler, LLC 2201 Double Creek Dr., Suite 4004 Round Rock, TX 78664 (512) 671-3434 Fax (512) 671-3446			
SPLIT SAMPLES WITH TCEQ-FILTERED									
TOTAL METALS PRESERVED									

3/13/13

GROUNDWATER SAMPLING RECORD		PAGE	of
Project Number: 1856 1856		Project Name: EXIDE-PRISCO-LANDFILL	
Date: 3/12/13			
Sample Number: LMU-8	Starting Water Level (ft. BMP):	14.93	
Sampling Location (well ID, etc.): LMU-8	Casing Stickup (ft.):	-	
Sampled by: JTB	Starting Water Level (ft. BGL):	14.93	
Measuring Point (MP) of Well: TOL/PUC	Total Depth (ft. BGL):	22 -	
Screened Interval (ft. BGL): 7-21	Casing Diameter (In ID):	2.0	
Filter Pack Interval (ft. BGL):	Casing Volume (gal.):	-	

QUALITY ASSURANCE

METHODS (describe):

Cleaning Equipment: dedicated or new equipment

Purging: peristaltic pump Sampling: same

Disposal of Discharged Water: 55 gallon drum

INSTRUMENTS (Indicate make, model, I.d.)

Water Level: KECK Thermometer: YSI 556

pH Meter: YSI 556 Field Calibration: 7-4

Conductivity Meter: YSI 556 Field Calibration: 1413

Filter / Filter Size: 10 micron & 45 micron other: TVPS

SAMPLING MEASUREMENTS

Time	Cum. Vol (gal. or L)	Purge Rate (gal. or L/m)	Temp. (oC)	pH	Spec. Cond. (mmhos/cm)	D.O.	Redox (mV)	Turbidity & Color	Water Depth (ft BMP)
0916									
0921		.15	16.2	6.85	912			37	15.31
0926		.15	16.7	6.67	857			26	15.63
0931		.15	16.7	6.61	806			27	16.08
0932 - WILL TURN THE PUMP UP AND FLUSH THE WELL. WILL RETURN TO SAMPLE									
0940 - WELL IS DRY									
0927		.14	16.4	6.67	86.2			86	15.04
Water Level (ft. BMP) at End of Purge:			DRY			Sample Intake Depth (ft. BMP): 3.5' off bottom			

SAMPLE INVENTORY

Bottles Collected				Filtration (Y/N)	Preservation	Remarks (quality control sample, other)
Time	Volume	Composition (G, P)	No.			
250mL	250mL	P	1	Y 10micron	HA103	TOTAL METALS
250mL	250mL	P	1	Y 45micron	HA103	DISSOLVED METALS

Comments:

SPLIT SAMPLES WITH TCEQ - FILTERED

TOTAL METALS JB ~~HA103~~ PRESERVED

Pastor, Behling & Wheeler, LLC
 2201 Double Creek Dr., Suite 4004
 Round Rock, TX 78664
 (512) 671-3434 Fax (512) 671-3446

3/13/13

GROUNDWATER SAMPLING RECORD						PAGE <u>1</u> of <u>1</u>			
Project Number: JB 1856 1856		Project Name: EXIDE-PRISCO-LANDFILL		Date: 3/2/13					
Sample Number: LMW-17		Starting Water Level (ft. BMP):		18.52					
Sampling Location (well ID, etc.): LMW-17		Casing Stickup (ft.):		-					
Sampled by: JTB		Starting Water Level (ft. BGL):		18.52					
Measuring Point (MP) of Well: TOC/PVC		Total Depth (ft. BGL):		23					
Screened Interval (ft. BGL): 10-20		Casing Diameter (in ID):		4.0					
Filter Pack Interval (ft. BGL):		Casing Volume (gal.):		-					
QUALITY ASSURANCE									
METHODS (describe):									
Cleaning Equipment: <u>dedicated or new equipment</u>									
Purging: <u>peristaltic pump</u> Sampling: <u>Dane</u>									
Disposal of Discharged Water: <u>55-gallon drum</u>									
INSTRUMENTS (Indicate make, model, i.d.)									
Water Level: <u>KECK</u>		Thermometer: <u>YSI 556</u>							
pH Meter: <u>YSI 556</u>		Field Calibration: <u>7-4</u>							
Conductivity Meter: <u>YSI 556</u>		Field Calibration: <u>1413</u>							
Filter / Filter Size: <u>10 micron & .45 micron</u> other: <u>NPS</u>									
SAMPLING MEASUREMENTS									
1010 Time	Cum. Vol. (gal. or L)	Purge Rate (gal. or L/m)	Temp. (oC)	pH	Spec. Cond. (mmhos/cm)	D.O.	Redox (mV)	Turbidity & Color	Water Depth (ft BMP)
1020		.15	18.8	6.38	1092			9.8	18.55
1025		.14	19.0	6.35	1096			3.3	18.56
1030		.15	19.1	6.33	1091			2.8	19.56
Water Level (ft. BMP) at End of Purge:			18.56		Sample Intake Depth (ft. BMP): 2' OFF BOTTOM				
SAMPLE INVENTORY									
Bottles Collected				Filtration (Y/N)	Preservation	Remarks (quality control sample, other)			
Time	Volume	Composition (G, P)	No.						
1040	250ML	P	1	Y N	HNO3	TOTAL			
1046	250ML	P	1	Y N	HNO3	DISSOLVED .45 micron			
Comments: SPLIT SAMPLES WITH TCEA TOTAL METALS - NON FILTERED JB 1856 PRESERVED						Pastor, Behling & Wheeler, LLC 2201 Double Creek Dr., Suite 4004 Round Rock, TX 78664 (512) 671-3434 Fax (512) 671-3446			

ATTACHMENT F

FIGURE 9 (TRRP-8)

ESTIMATE OF WELL YIELD FOR UNCONFINED GWBUS

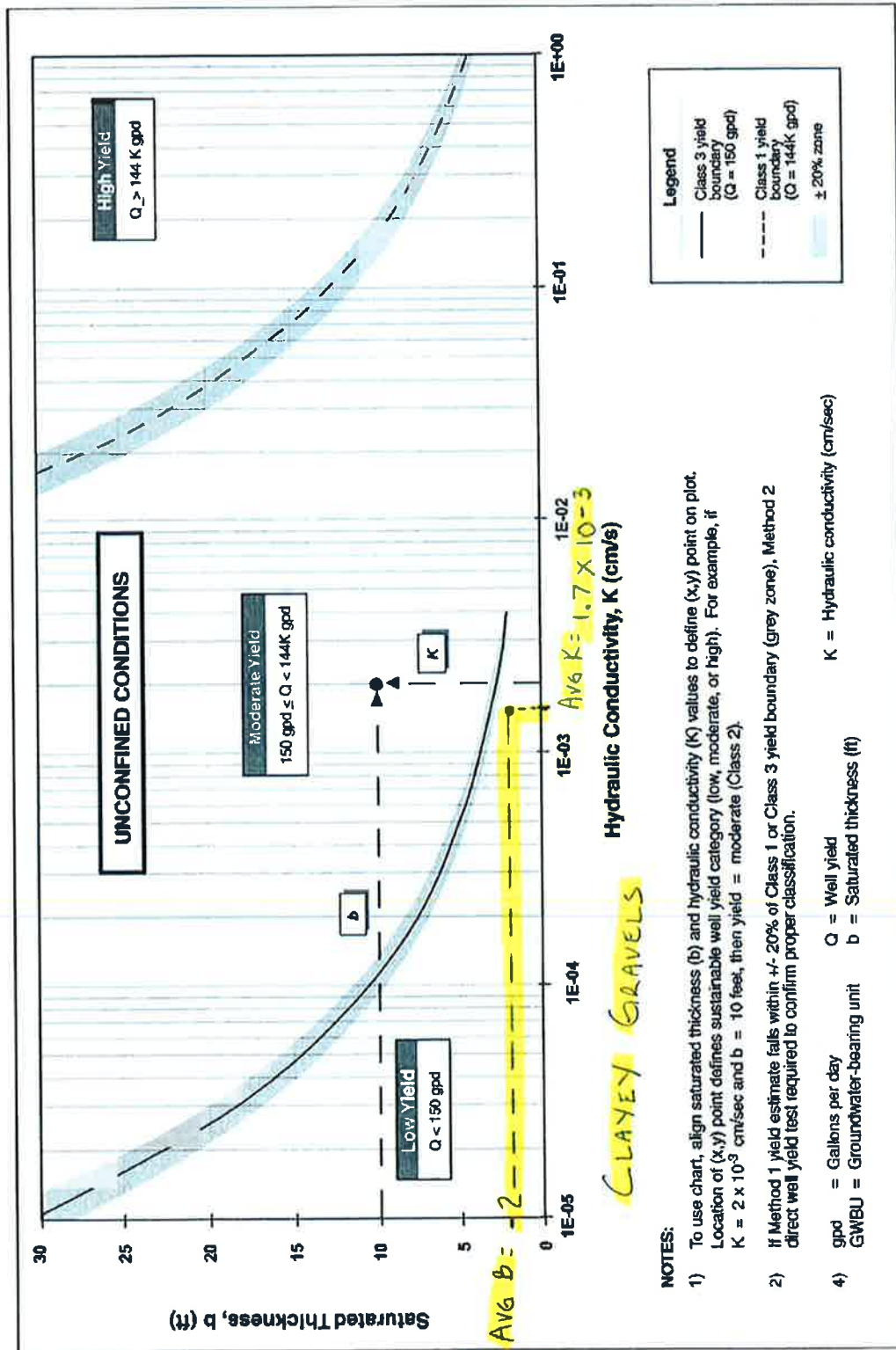


Figure 9. Unconfined Conditions

Appendix 8
Statistics Data Tables and Calculations



May 30, 2013

Mr. Gary Beyer, PG
Texas Commission on Environmental Quality
Remediation Division
MC-127
12100 Park 35 Circle, Bldg. D
Austin, TX 78753

Matthew A. Love
Director - Global Environmental
Remediation

Exide Technologies
P.O. Box 14294
Reading, PA 19612-4294
610.921.4054 tel
610.921.4062 fax
matt.love@exide.com
www.exide.com

Re: Revised Site-specific Background Soil Concentration Evaluation
Exide Technologies Former Operating Plant
7471 South 5th Street, Frisco, Texas

Dear Mr. Beyer:

Please find enclosed two copies of the Revised Site-specific Background Soil Concentration Evaluation performed for Exide Technologies Former Operating Plant in Frisco, Texas. This evaluation was prepared for Exide Technologies by Pastor, Behling & Wheeler, LLC (PBW) and represents an update to the evaluation previously submitted to you on April 12, 2013. Specifically, this update incorporates data for three additional soil samples that were collected from within the background study area on May 9, 2013 in accordance with your verbal request.

Should you or your staff have any questions or comments regarding this revised evaluation, please contact this office at (610) 921-4054.

Sincerely,

EXIDE TECHNOLOGIES

Matthew A. Love
Director, Global Environmental Remediation

cc: Paul James - EPA
Larry Champagne - TCEQ
Bill Shafford - TCEQ
Sam Barrett - Regional TCEQ (Ft. Worth)
Vanessa Coleman - Exide
Aileen Hooks - Baker Botts, LLP
Eric Pastor - Pastor, Behling & Wheeler, LLC

OR
HAND DELIVERED

RECEIVED
MAY 31 2013
TCEQ Remediation Division



*Consulting Engineers
and Scientists*

PASTOR, BEHLING & WHEELER, LLC
2201 Double Creek Drive, Suite 4004
Round Rock, TX 78664

Tel (512) 671-3434
Fax (512) 671-3446

May 30, 2013
PBW Project No. 1755

Mr. Gary Beyer
MC-127
Project Manager
Voluntary Cleanup Program – Corrective Action Section
Remediation Division
Texas Commission on Environmental Quality
P.O. Box 13087
Austin, Texas 78711-3087

Re: Revised Site-specific Background Soil Concentration Evaluation
Exide Technologies Frisco Recycling Center, 7471 South 5th Street, Frisco, Texas 75034
TCEQ SWR No. 30516; EPA ID No. TXD006451090; Customer No. CN600129787; Regulated
Entity No. RN100218643

Dear Mr. Beyer:

Pastor, Behling & Wheeler, LLC (PBW), on behalf of Exide Technologies (Exide), is pleased to provide herewith the results of a site-specific background soil concentration evaluation performed in support of the affected property assessment for the former operating plant at the Exide Frisco Recycling Center (the Site). This information represents an update to the previous letter regarding site-specific background concentrations submitted to you on April 12, 2013. Upon your approval, this evaluation will be included as Appendix 8 to the Affected Property Assessment Report (APAR) for the Site.

As you know, collection of background soil samples for the Site was specified in a Sampling and Analysis Work Plan (Work Plan) that was submitted to the United States Environmental Protection Agency (EPA) on November 14, 2011. This Work Plan was approved by EPA on December 2, 2011. The background study area was approved by the EPA in a meeting on January 4, 2012. Soil samples used in the April 12, 2013 site-specific background evaluation were collected from the background study area on March 29, 2012. In accordance with your verbal request, three additional soil samples were collected from the background study area on May 9, 2013. Collection, analysis and validation activities were performed in accordance with procedures described in the EPA-approved Work Plan. Sample location information, sample analytical reports, statistical evaluation results and calculation details for determination of site-specific background concentrations are provided in Appendix A to this letter. As indicated therein, the proposed site-specific background soil concentrations for arsenic and lead are 15.9 mg/kg and 31.5 mg/kg, respectively.

Mr. Gary Beyer
May 30, 2013
Page 2

Please review the enclosed information and let us know if you have any questions or comments. You can contact us at (512) 671-3434 or you can reach Mr. Matt Love of Exide at (610) 921-4054.

Sincerely,

PASTOR, BEHLING & WHEELER, LLC
Engineering Registration No. 4760
Geoscience Registration No. 50248




William F. Vienne, P.G.
Project Hydrogeologist



Eric F. Pastor, P.E.
Principal Engineer

cc: Mr. Paul James – EPA



Handwritten signature in blue ink over the seal, with the date "5-30-13" written below it.



Handwritten signature in blue ink over the seal, with the date "5-30-13" written below it.

APPENDIX A
SITE-SPECIFIC BACKGROUND SOIL CONCENTRATION EVALUATION
TOLERANCE LIMIT CALCULATIONS

APPENDIX A SITE-SPECIFIC BACKGROUND SOIL CONCENTRATION EVALUATION TOLERANCE LIMIT CALCULATIONS

Background soil samples were collected on March 29, 2012 and May 9, 2013, within an area of the City of Frisco's Grand Park near the intersection of Legacy Drive and Stonebrook Parkway (see Figures 1 and 2). The background sample area was approved by the United States Environmental Protection Agency (EPA) in a meeting on January 4, 2012. The samples were collected from a depth interval of 0 to 2 feet below ground surface. Background soil sample analytical results are summarized in Table 1. The data were validated and the data are considered usable for the intended purpose. The laboratory analytical reports and the data usability summaries are provided as Attachment 1.

Tolerance limits were calculated for background metals using the procedure described in Gibbons (1994) and the EPA Pro-UCL Technical Guide (EPA, 2010). Relevant pages from Gibbons (1994) describing this procedure are provided as Attachment 2. A step-by-step discussion of the procedure and calculations is provided below.

Step 1 – Identify outlying values using the following 5 steps (EPA, 2010):

1. Identify extreme high values that may be potential outliers;
2. Apply a statistical test;
3. Scientifically review the statistical outliers and decide on their proper disposition;
4. Conduct data analysis with and without the statistical outliers; and
5. Document the entire process.

The Dixon test, performed using EPA's *Pro UCL* statistical software package (EPA, 2010), statistically evaluated potential outliers for arsenic and lead. If multiple outliers were suspected, the test was applied to the least extreme value first and then subsequent values. The results of the outlier tests are provided in Attachment 3.

Following the above procedure, outliers were removed based on statistical analysis and professional judgment. For lead, outlying concentrations for samples 2012-BG-9 and 2012-BG-10 were excluded from tolerance limit calculations. Due to the high number of non-detect results, outlier tests and tolerance limit calculations were not performed for cadmium. The arsenic data set did not contain outliers and the full data set was utilized for tolerance limit calculations.

Step 2 - Calculate the Background Mean and Standard Deviation

After confirming the data were normally distributed, the background mean and standard deviation were calculated for arsenic and lead using EPA's *Pro UCL* statistical software package (EPA, 2010). These parameters are summarized in Table 1.

Step 3- Calculate Tolerance Limit

Since the purpose of the tolerance limit is to identify metals concentrations that are higher than background, a one-sided upper tolerance limit was calculated. As provided in Gibbons (1994), the tolerance limit is calculated from:

$$TL = \text{mean} + K * (\text{std. deviation})$$

Where K is a factor determined from statistical tables based on the number of samples in the background data set and the desired confidence and coverage goals. Consistent with Gibbons (1994) a 95% confidence level with 95% coverage was used. Based on these goals and background data sets of 11 samples for lead (after exclusion of 2 outliers) and 10 samples for arsenic, Table 4.2 of Gibbons (1994, see Attachment 2) was used to set K at 2.815 for the lead background data set and 2.911 for the arsenic background data set. The resultant upper tolerance limits, which are proposed as site-specific background concentrations, are listed in Table 1.

REFERENCES

Gibbons, Robert D., 1994. *Statistical Methods for Groundwater Monitoring*. John Wiley & Sons, Inc.

United States Environmental Protection Agency (EPA), 2010. Pro UCL Version 4.1 Statistical Software for Environmental Applications for Data Sets available at <http://www.epa.gov/osp/hstl/tsc/softwaredocs.htm>, Pro UCL Version 4.1 User Guide (Draft) and Pro UCL 4.1 Technical Guide (Draft). EPA 600/R-07/041. Office of Research and Development. May.

Table

TABLE 1
BACKGROUND SAMPLE SOIL ANALYTICAL AND STATISTICAL ANALYSIS RESULTS

Sample I. D.	Concentration (mg/Kg)		
	Arsenic	Cadmium	Lead
2012-BG-1	11.2	< 0.0313 UJ	13.2 J
2012-BG-2	9.29	< 0.0287 UJ	13 J
2012-BG-3	11.6	< 0.0301 UJ	11.5 J
2012-BG-4	10.8	< 0.0315 UJ	15.7 J
2012-BG-5	14.8	< 0.031 UJ	13.5 J
2012-BG-6	10.0	< 0.0314 UJ	14.3 J
2012-BG-7	9.74	< 0.031 UJ	14.1 J
2012-BG-8	9.83	0.122 J	24 J
2012-BG-9	12.6	8.09 J	<i>302 J</i>
2012-BG-10	11	< 0.615 UJ	<i>67.6 J</i>
2012-BG-11	--	--	20.6
2012-BG-12	--	--	27.5
2012-BG-13	--	--	18.9
Background Mean	11.1	Not Calculated ³	16.9
Standard Deviation	1.64	Not Calculated ³	5.16
K-Value	2.911	--	2.815
UTL ⁴	15.9	Not Calculated ³	31.5

Notes:

¹All samples collected from the 0 to 2 ft below ground surface depth interval.

²See Figures 1 and 2 for sample locations.

³Statistical analysis was not performed on cadmium due to the high number of non-detect results.

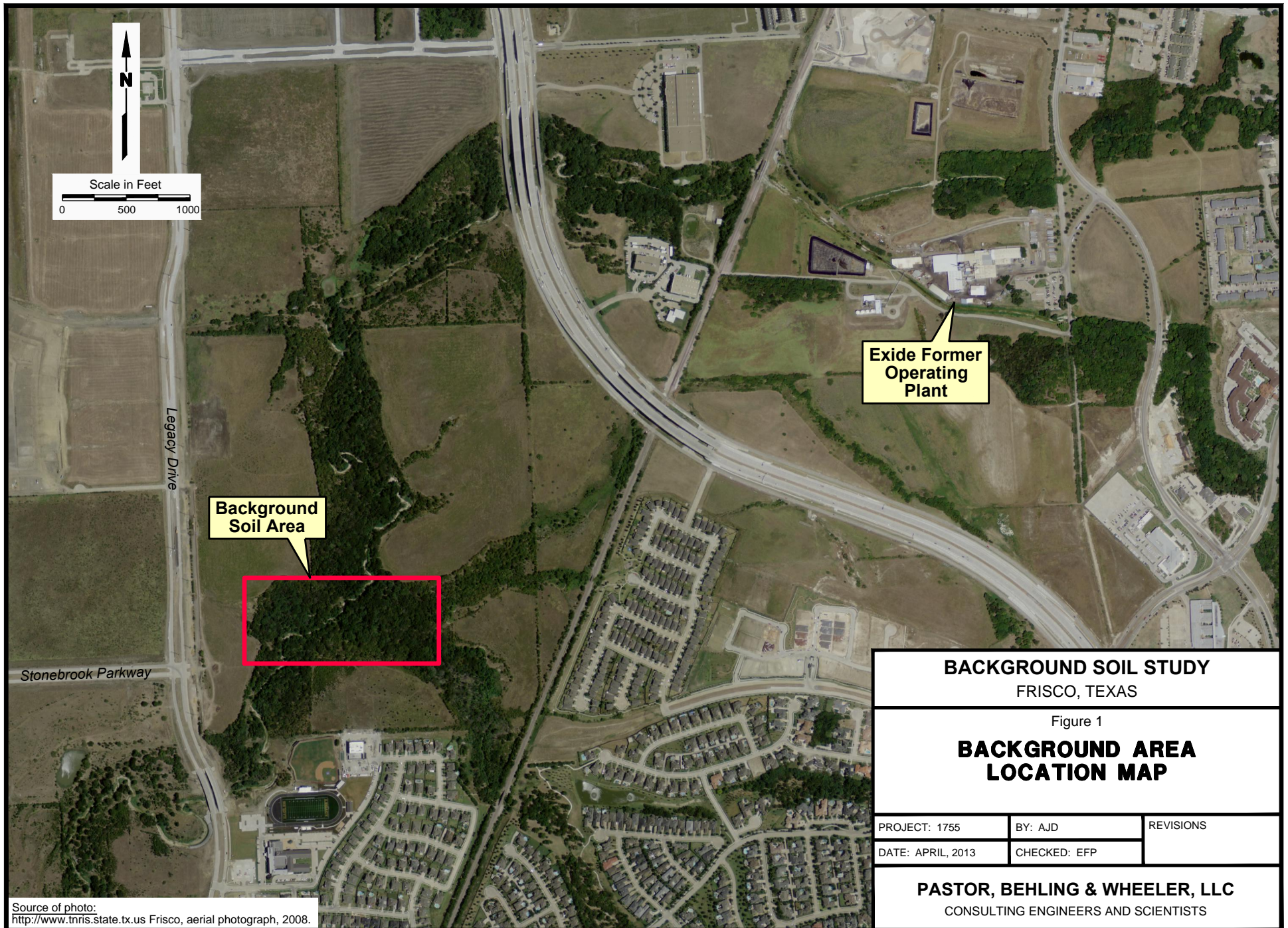
⁴UTL = upper tolerance limit

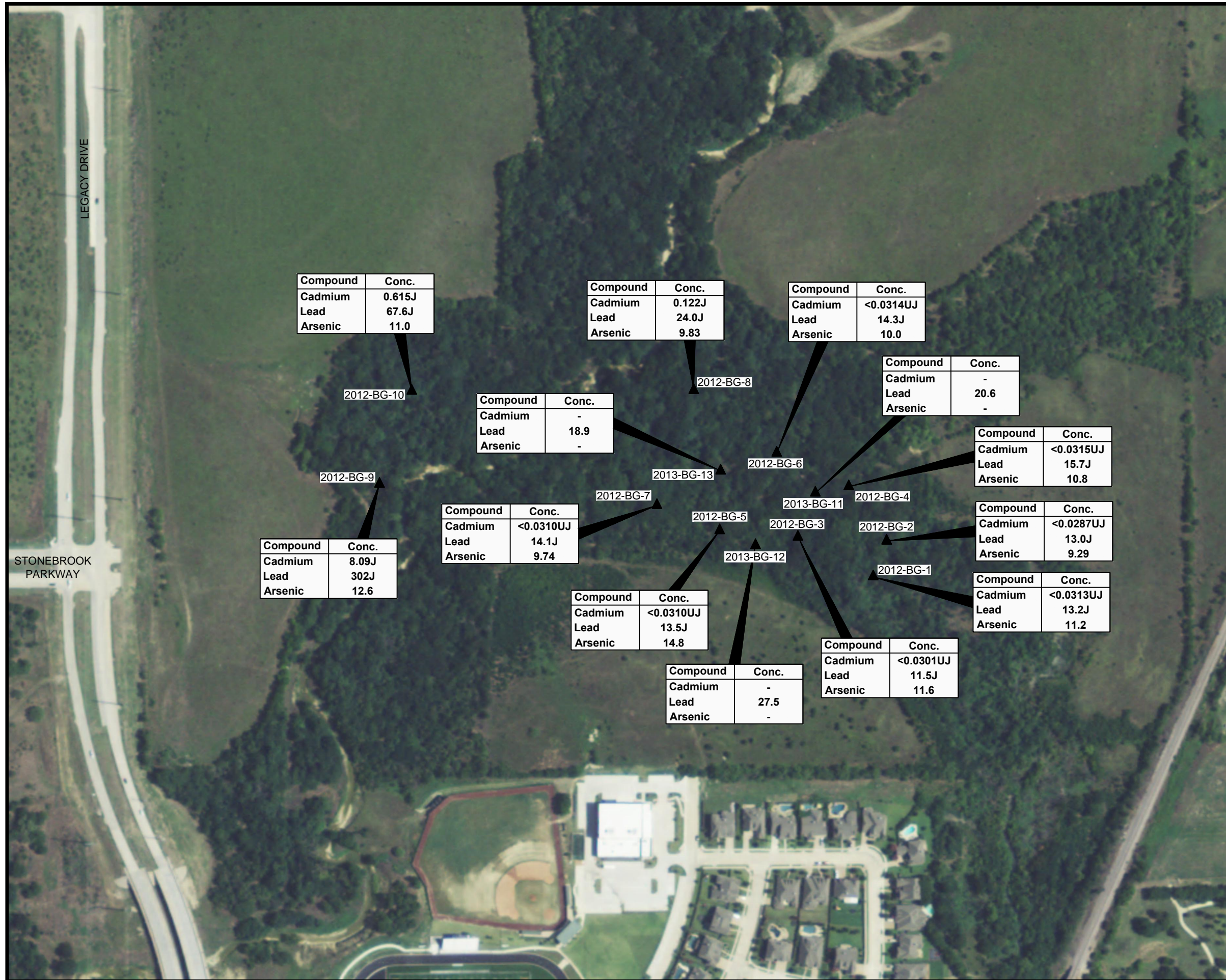
Data Qualifiers: J = estimated concentration; UJ - compound not detected at the indicated detection limit, estimated value.

mg/Kg - milligram/Kilogram

Values presented in *italic* type were excluded from background statistical analyses because they were statistically identified as outliers.

Figures

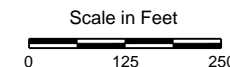




EXPLANATION

▲ Soil Sample Location

- Note:
1. All samples collected from a depth of 0 to 2 Ft. below ground surface.
 2. All concentrations are in mg/Kg.
 3. Data Qualifiers:
 J = Estimated Concentrations
 UJ = Estimated, Not-Detected



Source of photo:
<http://www.tnris.state.tx.us> Frisco, aerial photograph, 2010.

BACKGROUND SOIL STUDY
 FRISCO, TEXAS

Figure 2
ARSENIC, CADMIUM AND LEAD
IN BACKGROUND SOIL SAMPLES

PROJECT: 1755	BY: AJD	REVISIONS
DATE: MAY, 2013	CHECKED: EFP	

PASTOR, BEHLING & WHEELER, LLC
 CONSULTING ENGINEERS AND SCIENTISTS

Attachment 1
Analytical Reports and Data Usability Summaries

TestAmerica

THE LEADER IN ENVIRONMENTAL TESTING

ANALYTICAL REPORT

TestAmerica Laboratories, Inc.

TestAmerica Houston
6310 Rothway Street
Houston, TX 77040
Tel: (713)690-4444

TestAmerica Job ID: 600-52867-1

Client Project/Site: Exide Recycling Center, Frisco TX Projec

For:

Pastor, Behling & Wheeler LLC
2201 Double Creek Dr
Suite 4004
Round Rock, Texas 78664

Attn: Mr. Chris Moore



Authorized for release by:
4/25/2012 3:58:18 PM

Cathy Upton
LAN Analyst
cathy.upton@testamericainc.com

Designee for

Sachin Kudchadkar
Project Manager II
sachin.kudchadkar@testamericainc.com

LINKS

Review your project
results through
TotalAccess

Have a Question?



Visit us at:
www.testamericainc.com

The test results in this report meet all 2003 NELAC and 2009 TNI requirements for accredited parameters, exceptions are noted in this report. This report may not be reproduced except in full, and with written approval from the laboratory. For questions please contact the Project Manager at the e-mail address or telephone number listed on this page.

This report has been electronically signed and authorized by the signatory. Electronic signature is intended to be the legally binding equivalent of a traditionally handwritten signature.

Results relate only to the items tested and the sample(s) as received by the laboratory.

- 1
- 2
- 3
- 4
- 5
- 6
- 7
- 8
- 9
- 10
- 11
- 12
- 13
- 14
- 15
- 16
- 17

Table of Contents

Cover Page	1
Table of Contents	2
TRRP Cover Page	3
TRRP Checklists & DCSs	4
Case Narrative	8
Method Summary	9
Sample Summary	10
Client Sample Results	11
Definitions/Glossary	14
QC Sample Results	15
Default Detection Limits	16
QC Association Summary	17
Lab Chronicle	18
Certification Summary	20
Raw Data	21
Chain of Custody	153
Receipt Checklists	154

1
2
3
4
5
6
7
8
9
10
11
12
13
14
15
16
17



TestAmerica Houston TRRP Data Package Cover Page

Job Number: 600-52867-1
 Project Name/Number: Exide Recycling Center, Frisco TX

This Data Package consists of:

This signature page, the laboratory review checklist, and the following Reportable Data:

- R1 Field Chain-of-Custody Form
 - R2 Sample Identification Cross-reference;
 - R3 Test Reports (Analytical Data Sheets) for each environmental sample that includes:
 - a) Items consistent with NELAC Chapter 5
 - b) dilution factors,
 - c) preparation methods,
 - d) cleanup methods, and
 - e) if required for the project, tentatively identified compounds (TICs).
 - R4 Surrogate Recovery Data including:
 - a) Calculated recovery (%R), and
 - b) The laboratory's surrogate QC limits.
 - R5 Test Reports/Summary Forms for Blank Samples;
 - R6 Test Reports/Summary Forms for Laboratory Control Samples (LCSs) including:
 - a) LCS spiking amounts,
 - b) Calculated %R for each analyte, and
 - d) The laboratory's LCS QC limits
 - R7 Test Reports for Matrix Spike/Matrix Spike Duplicates (MS/MSDs) including:
 - a) Samples associated with the MS/MSD clearly identified,
 - b) MS/MSD spiking amounts,
 - c) Concentration of each MS/MSD analyte measured in the parent and spiked sample,
 - d) Calculated %Rs and relative percent differences (RPDs), and
 - e) The laboratory's MS/MSD QC limits
 - R8 Laboratory analytical duplicates (if applicable) recovery and precision, including:
 - a) the amount of analyte measured in the duplicate,
 - b) the calculated RPD, and
 - c) the laboratory's QC limits for analytical duplicates.
 - R9 List of method quantitation limit (MQL) and detectability check sample results for each analyte for each method and matrix;
 - R10 Other problems or anomalies
- The exception report for each "No" or "Not Reviewed (NR)" item in the Laboratory Review Checklist and for each analyte, matrix, and method for which the laboratory does not hold NELAC accreditation under the Texas Laboratory Accreditation Program.

Release Statement: I am responsible for the release of this laboratory data package. This laboratory is NELAC accredited under Texas laboratory Accreditation Program for all the methods, analytes, and matrices reported in this data package except as noted in the Exception Reports. The data have been reviewed and are technically compliant with the requirements of the methods used, except where noted by the laboratory in the Exception Reports. By my signature below, I affirm, to the best of my knowledge, that all problems/anomalies observed by the laboratory have been identified in the Laboratory Review Checklist, and no information affecting the quality of the data has been knowingly withheld.

Cathy Upton

Name (printed)

Data Delivery Analyst

Official Title (printed)

Signature

04/25/2012

Date

Appendix A (cont'd): Laboratory Review Checklist: Reportable Data							
Laboratory Name: TestAmerica-Houston			LRC Date: 04/13/12				
Project Name: Exide Recycling Center, Frisco TX			Laboratory Job Number: 600-52867				
Reviewer Name: TWR			Prep Batch Number(s): 600-76449- ICP				
# ¹	A ²	Description	Yes	No	NA ³	NR ⁴	ER# ⁵
R1	OI	Chain-of-custody (C-O-C)					
		Did samples meet the laboratory's standard conditions of sample acceptability upon receipt?		X			1
		Were all departures from standard conditions described in an exception report?	X				
R2	OI	Sample and quality control (QC) identification					
		Are all field sample ID numbers cross-referenced to the laboratory ID numbers?	X				
		Are all laboratory ID numbers cross-referenced to the corresponding QC data?	X				
R3	OI	Test reports					
		Were all samples prepared and analyzed within holding times?	X				
		Other than those results < MQL, were all other raw values bracketed by calibration standards?	X				
		Were calculations checked by a peer or supervisor?	X				
		Were all analyte identifications checked by a peer or supervisor?	X				
		Were sample detection limits reported for all analytes not detected?	X				
		Were all results for soil and sediment samples reported on a dry weight basis?	X				
		Were % moisture (or solids) reported for all soil and sediment samples?	X				
		Were bulk soil/solid samples for volatile analysis extracted with methanol per SW846 Method 5035?			X		
		If required for the project, TICs reported?			X		
R4	O	Surrogate recovery data					
		Were surrogates added prior to extraction?			X		
		Were surrogate percent recoveries in all samples within the laboratory QC limits?			X		
R5	OI	Test reports/summary forms for blank samples					
		Were appropriate type(s) of blanks analyzed?	X				
		Were blanks analyzed at the appropriate frequency?	X				
		Were method blanks taken through the entire analytical process, including preparation and, if applicable, cleanup procedures?	X				
		Were blank concentrations < MQL?	X				
R6	OI	Laboratory control samples (LCS):					
		Were all COCs included in the LCS?	X				
		Was each LCS taken through the entire analytical procedure, including prep and cleanup steps?	X				
		Were LCSs analyzed at the required frequency?	X				
		Were LCS (and LCSD, if applicable) %Rs within the laboratory QC limits?	X				
		Does the detectability check sample data document the laboratory's capability to detect the COCs at the MDL used to calculate the SDLs?	X				
		Was the LCSD RPD within QC limits?			X		
R7	OI	Matrix spike (MS) and matrix spike duplicate (MSD) data					
		Were the project/method specified analytes included in the MS and MSD?	X				
		Were MS/MSD analyzed at the appropriate frequency?	X				
		Were MS (and MSD, if applicable) %Rs within the laboratory QC limits?		X			2
		Were MS/MSD RPDs within laboratory QC limits?	X				
R8	OI	Analytical duplicate data					
		Were appropriate analytical duplicates analyzed for each matrix?	X				
		Were analytical duplicates analyzed at the appropriate frequency?	X				
		Were RPDs or relative standard deviations within the laboratory QC limits?		X			3
R9	OI	Method quantitation limits (MQLs):					
		Are the MQLs for each method analyte included in the laboratory data package?	X				
		Do the MQLs correspond to the concentration of the lowest non-zero calibration standard?	X				
		Are unadjusted MQLs and DCSs included in the laboratory data package?	X				
R10	OI	Other problems/anomalies					
		Are all known problems/anomalies/special conditions noted in this LRC and ER?	X				
		Was applicable and available technology used to lower the SDL to minimize the matrix interference affects on the sample results?	X				
		Is the laboratory NELAC-accredited under the Texas Laboratory Accreditation Program for the analytes, matrices and methods associated with this laboratory data package?	X				

- Items identified by the letter "R" must be included in the laboratory data package submitted in the TRRP-required report(s). Items identified by the letter "S" should be retained and made available upon request for the appropriate retention period.
- O = organic analyses; I = inorganic analyses (and general chemistry, when applicable);
- NA = Not applicable;
- NR = Not reviewed;
- ER# = Exception Report identification number (an Exception Report should be completed for an item if "NR" or "No" is checked).

Appendix A (cont'd): Laboratory Review Checklist: Reportable Data									
Laboratory Name: TestAmerica-Houston					LRC Date: 04/13/12				
Project Name: Exide Recycling Center, Frisco TX					Laboratory Job Number: 600-52867				
Reviewer Name: TWR					Prep Batch Number(s): 600-76449- ICP				
# ¹	A ²	Description	Yes	No	NA ³	NR ⁴	ER# ⁵		
S1	OI	Initial calibration (ICAL)							
		Were response factors and/or relative response factors for each analyte within QC limits?			X				
		Were percent RSDs or correlation coefficient criteria met?			X				
		Was the number of standards recommended in the method used for all analytes?	X						
		Were all points generated between the lowest and highest standard used to calculate the curve?			X				
		Are ICAL data available for all instruments used?	X						
		Has the initial calibration curve been verified using an appropriate second source standard?	X						
S2	OI	Initial and continuing calibration verification (ICCV and CCV) and continuing calibration							
		Was the CCV analyzed at the method-required frequency?	X						
		Were percent differences for each analyte within the method-required QC limits?	X						
		Was the ICAL curve verified for each analyte?	X						
		Was the absolute value of the analyte concentration in the inorganic CCB < MDL?	X						
S3	O	Mass spectral tuning:							
		Was the appropriate compound for the method used for tuning?			X				
		Were ion abundance data within the method-required QC limits?			X				
S4	O	Internal standards (IS):							
		Were IS area counts and retention times within the method-required QC limits?			X				
S5	OI	Raw data (NELAC section 5.5.10)							
		Were the raw data (for example, chromatograms, spectral data) reviewed by an analyst?	X						
		Were data associated with manual integrations flagged on the raw data?			X				
S6	O	Dual column confirmation							
		Did dual column confirmation results meet the method-required QC?			X				
S7	O	Tentatively identified compounds (TICs):							
		If TICs were requested, were the mass spectra and TIC data subject to appropriate checks?			X				
S8	I	Interference Check Sample (ICS) results:							
		Were percent recoveries within method QC limits?	X						
S9	I	Serial dilutions, post digestion spikes, and method of standard additions							
		Were percent differences, recoveries, and the linearity within the QC limits specified in the method?				X		4	
S10	OI	Method detection limit (MDL) studies							
		Was a MDL study performed for each reported analyte?	X						
		Is the MDL either adjusted or supported by the analysis of DCSs?	X						
S11	OI	Proficiency test reports:							
		Was the laboratory's performance acceptable on the applicable proficiency tests or evaluation studies?	X						
S12	OI	Standards documentation							
		Are all standards used in the analyses NIST-traceable or obtained from other appropriate sources?	X						
S13	OI	Compound/analyte identification procedures							
		Are the procedures for compound/analyte identification documented?	X						
S14	OI	Demonstration of analyst competency (DOC)							
		Was DOC conducted consistent with NELAC Chapter 5?	X						
		Is documentation of the analyst's competency up-to-date and on file?	X						
S15	OI	Verification/validation documentation for methods (NELAC Chapter 5)							
		Are all the methods used to generate the data documented, verified, and validated, where applicable?	X						
S16	OI	Laboratory standard operating procedures (SOPs):							
		Are laboratory SOPs current and on file for each method performed?	X						

1 Items identified by the letter "R" should be included in the laboratory data package submitted to the TCEQ in the TRRP-required report(s).

Items identified by the letter "S" should be retained and made available upon request for the appropriate retention period.

2 O = organic analyses; I = inorganic analyses (and general chemistry, when applicable).

3 NA = Not applicable.

4 NR = Not Reviewed.

5 ER# = Exception Report identification number (an Exception Report should be completed for an item if "NR" or "No" is checked).

Appendix A (cont'd): Laboratory Review Checklist: Exception Reports	
Laboratory Name: TestAmerica-Houston	LRC Date: 04/13/12
Project Name: Exide Recycling Center, Frisco TX	Laboratory Job Number: 600-52867
Reviewer Name: TWR	Prep Batch Number(s): 600-76449- ICP
ER #¹	DESCRIPTION
1	See Case Narrative
2	The lead recoveries in samples 52867-10 MS and MSD were above acceptance limits due to matrix interference. Method performance is demonstrated by an acceptable LCS recovery.
3	The cadmium and lead RPDs between samples 52867-1 and 52867-1 MD were above acceptance limits due to the non-homogenous nature of the samples.
4	The lead percent difference between samples 52867-1 and 52867-1 SD was above acceptance limits due to matrix interference.

ER# = Exception Report identification number (an Exception Report should be completed for an item if "NR" or "No" is checked on the LRC)

Detection Check Standard

Matrix: Soil
 Method: 6010B
 Preparation: 3050
 Date Analyzed: 3/28/2012
 Date Prepared: 3/27/2012
 Instrument: Thermo 6500
 TALS Batches: 75833
 Prep/Reagent Factor = 50
 Units: mg/kg

Analyte	MDL	DCS Spike	Measured Result	MQL
Aluminum	0.299654	0.5	0.315	25
Antimony	0.231553	0.45	0.485	2.5
Arsenic	0.217923	0.5	0.43	1
Barium	0.011322	0.03	0.02	1
Beryllium	0.014513	0.02	0.02	0.25
Boron	0.385535	0.6	0.755	20
Cadmium	0.025642	0.05	0.045	0.25
Calcium	0.86399	1.5	2.88	100
Chromium	0.050606	0.1	0.1	0.5
Cobalt	0.067622	0.1	0.095	0.5
Copper	0.173703	0.5	0.43	0.5
Iron	2.534007	4	3.77	20
Lithium	0.007932	0.01	0.04	10
Lead	0.104832	0.2	0.2	0.5
Selenium	0.258884	0.5	0.555	2
Manganese	0.038111	0.05	0.065	1.5
Molybdenum	0.136448	0.35	0.345	0.5
Nickel	0.116599	0.15	0.145	1
Silver	0.118848	0.2	0.19	0.5
Sodium	0.885548	2.4	2.215	100
Strontium	0.00252	0.005	0.965	0.25
Thallium	0.276988	0.7	0.595	1.5
Tin	0.08729	0.15	0.14	1
Titanium	0.014529	0.03	0.045	0.5
Vanadium	0.079068	0.15	0.195	0.5
Zinc	0.108432	0.2	0.34	1.5

Case Narrative

Client: Pastor, Behling & Wheeler LLC
Project/Site: Exide Recycling Center, Frisco TX Projec

TestAmerica Job ID: 600-52867-1

Job ID: 600-52867-1

Laboratory: TestAmerica Houston

Narrative

Job Narrative
600-52867-1

Comments

No additional comments.

Receipt

The samples were received on 3/30/2012 9:31 AM; the samples arrived in good condition, properly preserved and on ice. The temperature of the cooler at receipt was 9.00 C.

Except:

The following sample(s) was received at the laboratory outside the required temperature criteria: 2012-BG-1 (600-52867-1), 2012-BG-10 (600-52867-9), 2012-BG-2 (600-52867-2), 2012-BG-3 (600-52867-3), 2012-BG-4 (600-52867-7), 2012-BG-5 (600-52867-6), 2012-BG-6 (600-52867-8), 2012-BG-7 (600-52867-4), 2012-BG-8 (600-52867-10), 2012-BG-9 (600-52867-5).

The container label for the following sample(s) did not match the information listed on the Chain-of-Custody (COC): 2012-BG-8 (600-52867-10). The container labels list 2012-BG-8. The COC lists 2012-BG-10.



Method Summary

Client: Pastor, Behling & Wheeler LLC
 Project/Site: Exide Recycling Center, Frisco TX Projec

TestAmerica Job ID: 600-52867-1

Method	Method Description	Protocol	Laboratory
6010B	Metals (ICP)	SW846	TAL HOU
Moisture	Percent Moisture	EPA	TAL HOU

Protocol References:

EPA = US Environmental Protection Agency

SW846 = "Test Methods For Evaluating Solid Waste, Physical/Chemical Methods", Third Edition, November 1986 And Its Updates.

Laboratory References:

TAL HOU = TestAmerica Houston, 6310 Rothway Street, Houston, TX 77040, TEL (713)690-4444

1
2
3
4
5
6
7
8
9
10
11
12
13
14
15
16
17

Sample Summary

Client: Pastor, Behling & Wheeler LLC
Project/Site: Exide Recycling Center, Frisco TX Projec

TestAmerica Job ID: 600-52867-1

Lab Sample ID	Client Sample ID	Matrix	Collected	Received
600-52867-1	2012-BG-1	Solid	03/29/12 08:18	03/30/12 09:31
600-52867-2	2012-BG-2	Solid	03/29/12 08:40	03/30/12 09:31
600-52867-3	2012-BG-3	Solid	03/29/12 09:00	03/30/12 09:31
600-52867-4	2012-BG-7	Solid	03/29/12 09:46	03/30/12 09:31
600-52867-5	2012-BG-9	Solid	03/29/12 10:20	03/30/12 09:31
600-52867-6	2012-BG-5	Solid	03/29/12 11:25	03/30/12 09:31
600-52867-7	2012-BG-4	Solid	03/29/12 15:16	03/30/12 09:31
600-52867-8	2012-BG-6	Solid	03/29/12 15:32	03/30/12 09:31
600-52867-9	2012-BG-10	Solid	03/29/12 16:20	03/30/12 09:31
600-52867-10	2012-BG-8	Solid	03/29/12 16:25	03/30/12 09:31

Client Sample Results

Client: Pastor, Behling & Wheeler LLC
Project/Site: Exide Recycling Center, Frisco TX Projec

TestAmerica Job ID: 600-52867-1

Client Sample ID: 2012-BG-1

Date Collected: 03/29/12 08:18

Date Received: 03/30/12 09:31

Lab Sample ID: 600-52867-1

Matrix: Solid

Percent Solids: 77.2

Method: 6010B - Metals (ICP)

Analyte	Result	Qualifier	MQL (Adj)	SDL	Unit	D	Prepared	Analyzed	Dil Fac
Cadmium	0.0313	U	0.305	0.0313	mg/Kg	☼	04/04/12 14:49	04/05/12 09:26	1
Lead	13.2		0.611	0.128	mg/Kg	☼	04/04/12 14:49	04/05/12 09:26	1
Arsenic	11.2		1.22	0.266	mg/Kg	☼	04/04/12 14:49	04/05/12 09:26	1

General Chemistry

Analyte	Result	Qualifier	MQL (Adj)	SDL	Unit	D	Prepared	Analyzed	Dil Fac
Percent Moisture	23		1.0	1.0	%			04/02/12 13:22	1
Percent Solids	77		1.0	1.0	%			04/02/12 13:22	1

Client Sample ID: 2012-BG-2

Date Collected: 03/29/12 08:40

Date Received: 03/30/12 09:31

Lab Sample ID: 600-52867-2

Matrix: Solid

Percent Solids: 85.0

Method: 6010B - Metals (ICP)

Analyte	Result	Qualifier	MQL (Adj)	SDL	Unit	D	Prepared	Analyzed	Dil Fac
Cadmium	0.0287	U	0.280	0.0287	mg/Kg	☼	04/04/12 14:49	04/05/12 09:30	1
Lead	13.0		0.560	0.117	mg/Kg	☼	04/04/12 14:49	04/05/12 09:30	1
Arsenic	9.29		1.12	0.244	mg/Kg	☼	04/04/12 14:49	04/05/12 09:30	1

General Chemistry

Analyte	Result	Qualifier	MQL (Adj)	SDL	Unit	D	Prepared	Analyzed	Dil Fac
Percent Moisture	15		1.0	1.0	%			04/02/12 13:22	1
Percent Solids	85		1.0	1.0	%			04/02/12 13:22	1

Client Sample ID: 2012-BG-3

Date Collected: 03/29/12 09:00

Date Received: 03/30/12 09:31

Lab Sample ID: 600-52867-3

Matrix: Solid

Percent Solids: 80.3

Method: 6010B - Metals (ICP)

Analyte	Result	Qualifier	MQL (Adj)	SDL	Unit	D	Prepared	Analyzed	Dil Fac
Cadmium	0.0301	U	0.294	0.0301	mg/Kg	☼	04/04/12 14:49	04/05/12 09:42	1
Lead	11.5		0.588	0.123	mg/Kg	☼	04/04/12 14:49	04/05/12 09:42	1
Arsenic	11.6		1.18	0.256	mg/Kg	☼	04/04/12 14:49	04/05/12 09:42	1

General Chemistry

Analyte	Result	Qualifier	MQL (Adj)	SDL	Unit	D	Prepared	Analyzed	Dil Fac
Percent Moisture	20		1.0	1.0	%			04/02/12 13:22	1
Percent Solids	80		1.0	1.0	%			04/02/12 13:22	1

Client Sample ID: 2012-BG-7

Date Collected: 03/29/12 09:46

Date Received: 03/30/12 09:31

Lab Sample ID: 600-52867-4

Matrix: Solid

Percent Solids: 78.8

Method: 6010B - Metals (ICP)

Analyte	Result	Qualifier	MQL (Adj)	SDL	Unit	D	Prepared	Analyzed	Dil Fac
Cadmium	0.0310	U	0.302	0.0310	mg/Kg	☼	04/04/12 14:49	04/05/12 09:46	1
Lead	14.1		0.604	0.127	mg/Kg	☼	04/04/12 14:49	04/05/12 09:46	1
Arsenic	9.74		1.21	0.263	mg/Kg	☼	04/04/12 14:49	04/05/12 09:46	1

General Chemistry

Analyte	Result	Qualifier	MQL (Adj)	SDL	Unit	D	Prepared	Analyzed	Dil Fac
Percent Moisture	21		1.0	1.0	%			04/02/12 13:22	1

Client Sample Results

Client: Pastor, Behling & Wheeler LLC
Project/Site: Exide Recycling Center, Frisco TX Projec

TestAmerica Job ID: 600-52867-1

Client Sample ID: 2012-BG-7

Date Collected: 03/29/12 09:46

Date Received: 03/30/12 09:31

Lab Sample ID: 600-52867-4

Matrix: Solid

General Chemistry (Continued)

Analyte	Result	Qualifier	MQL (Adj)	SDL	Unit	D	Prepared	Analyzed	Dil Fac
Percent Solids	79		1.0	1.0	%			04/02/12 13:22	1

Client Sample ID: 2012-BG-9

Date Collected: 03/29/12 10:20

Date Received: 03/30/12 09:31

Lab Sample ID: 600-52867-5

Matrix: Solid

Percent Solids: 80.6

Method: 6010B - Metals (ICP)

Analyte	Result	Qualifier	MQL (Adj)	SDL	Unit	D	Prepared	Analyzed	Dil Fac
Cadmium	8.09		0.310	0.0318	mg/Kg	☼	04/04/12 14:49	04/05/12 09:49	1
Lead	302		0.620	0.130	mg/Kg	☼	04/04/12 14:49	04/05/12 09:49	1
Arsenic	12.6		1.24	0.270	mg/Kg	☼	04/04/12 14:49	04/05/12 09:49	1

General Chemistry

Analyte	Result	Qualifier	MQL (Adj)	SDL	Unit	D	Prepared	Analyzed	Dil Fac
Percent Moisture	19		1.0	1.0	%			04/02/12 13:22	1
Percent Solids	81		1.0	1.0	%			04/02/12 13:22	1

Client Sample ID: 2012-BG-5

Date Collected: 03/29/12 11:25

Date Received: 03/30/12 09:31

Lab Sample ID: 600-52867-6

Matrix: Solid

Percent Solids: 81.2

Method: 6010B - Metals (ICP)

Analyte	Result	Qualifier	MQL (Adj)	SDL	Unit	D	Prepared	Analyzed	Dil Fac
Cadmium	0.0310	U	0.302	0.0310	mg/Kg	☼	04/04/12 14:49	04/05/12 09:53	1
Lead	13.5		0.604	0.127	mg/Kg	☼	04/04/12 14:49	04/05/12 09:53	1
Arsenic	14.8		1.21	0.263	mg/Kg	☼	04/04/12 14:49	04/05/12 09:53	1

General Chemistry

Analyte	Result	Qualifier	MQL (Adj)	SDL	Unit	D	Prepared	Analyzed	Dil Fac
Percent Moisture	19		1.0	1.0	%			04/02/12 13:22	1
Percent Solids	81		1.0	1.0	%			04/02/12 13:22	1

Client Sample ID: 2012-BG-4

Date Collected: 03/29/12 15:16

Date Received: 03/30/12 09:31

Lab Sample ID: 600-52867-7

Matrix: Solid

Percent Solids: 77.6

Method: 6010B - Metals (ICP)

Analyte	Result	Qualifier	MQL (Adj)	SDL	Unit	D	Prepared	Analyzed	Dil Fac
Cadmium	0.0315	U	0.307	0.0315	mg/Kg	☼	04/04/12 14:49	04/05/12 09:57	1
Lead	15.7		0.614	0.129	mg/Kg	☼	04/04/12 14:49	04/05/12 09:57	1
Arsenic	10.8		1.23	0.268	mg/Kg	☼	04/04/12 14:49	04/05/12 09:57	1

General Chemistry

Analyte	Result	Qualifier	MQL (Adj)	SDL	Unit	D	Prepared	Analyzed	Dil Fac
Percent Moisture	22		1.0	1.0	%			04/02/12 13:22	1
Percent Solids	78		1.0	1.0	%			04/02/12 13:22	1

Client Sample Results

Client: Pastor, Behling & Wheeler LLC
 Project/Site: Exide Recycling Center, Frisco TX Projec

TestAmerica Job ID: 600-52867-1

Client Sample ID: 2012-BG-6

Lab Sample ID: 600-52867-8

Date Collected: 03/29/12 15:32

Matrix: Solid

Date Received: 03/30/12 09:31

Percent Solids: 78.6

Method: 6010B - Metals (ICP)

Analyte	Result	Qualifier	MQL (Adj)	SDL	Unit	D	Prepared	Analyzed	Dil Fac
Cadmium	0.0314	U	0.306	0.0314	mg/Kg	☼	04/04/12 14:49	04/05/12 10:01	1
Lead	14.3		0.612	0.128	mg/Kg	☼	04/04/12 14:49	04/05/12 10:01	1
Arsenic	10.0		1.22	0.267	mg/Kg	☼	04/04/12 14:49	04/05/12 10:01	1

General Chemistry

Analyte	Result	Qualifier	MQL (Adj)	SDL	Unit	D	Prepared	Analyzed	Dil Fac
Percent Moisture	21		1.0	1.0	%			04/02/12 13:22	1
Percent Solids	79		1.0	1.0	%			04/02/12 13:22	1

Client Sample ID: 2012-BG-10

Lab Sample ID: 600-52867-9

Date Collected: 03/29/12 16:20

Matrix: Solid

Date Received: 03/30/12 09:31

Percent Solids: 79.2

Method: 6010B - Metals (ICP)

Analyte	Result	Qualifier	MQL (Adj)	SDL	Unit	D	Prepared	Analyzed	Dil Fac
Cadmium	0.615		0.303	0.0311	mg/Kg	☼	04/04/12 14:49	04/05/12 10:05	1
Lead	67.6		0.607	0.127	mg/Kg	☼	04/04/12 14:49	04/05/12 10:05	1
Arsenic	11.0		1.21	0.264	mg/Kg	☼	04/04/12 14:49	04/05/12 10:05	1

General Chemistry

Analyte	Result	Qualifier	MQL (Adj)	SDL	Unit	D	Prepared	Analyzed	Dil Fac
Percent Moisture	21		1.0	1.0	%			04/02/12 13:22	1
Percent Solids	79		1.0	1.0	%			04/02/12 13:22	1

Client Sample ID: 2012-BG-8

Lab Sample ID: 600-52867-10

Date Collected: 03/29/12 16:25

Matrix: Solid

Date Received: 03/30/12 09:31

Percent Solids: 79.7

Method: 6010B - Metals (ICP)

Analyte	Result	Qualifier	MQL (Adj)	SDL	Unit	D	Prepared	Analyzed	Dil Fac
Cadmium	0.122	J	0.308	0.0316	mg/Kg	☼	04/04/12 14:49	04/05/12 10:09	1
Lead	24.0		0.615	0.129	mg/Kg	☼	04/04/12 14:49	04/05/12 10:09	1
Arsenic	9.83		1.23	0.268	mg/Kg	☼	04/04/12 14:49	04/05/12 10:09	1

General Chemistry

Analyte	Result	Qualifier	MQL (Adj)	SDL	Unit	D	Prepared	Analyzed	Dil Fac
Percent Moisture	20		1.0	1.0	%			04/02/12 13:22	1
Percent Solids	80		1.0	1.0	%			04/02/12 13:22	1

Definitions/Glossary

Client: Pastor, Behling & Wheeler LLC
 Project/Site: Exide Recycling Center, Frisco TX Projec

TestAmerica Job ID: 600-52867-1

Qualifiers

Metals

Qualifier	Qualifier Description
U	Analyte was not detected at or above the SDL.
J	Result is less than the MQL but greater than or equal to the SDL and the concentration is an estimated value.
F	Duplicate RPD exceeds the control limit
N	MS, MSD: Spike recovery exceeds upper or lower control limits.

Glossary

Abbreviation	These commonly used abbreviations may or may not be present in this report.
☼	Listed under the "D" column to designate that the result is reported on a dry weight basis
%R	Percent Recovery
CNF	Contains no Free Liquid
DL, RA, RE, IN	Indicates a Dilution, Reanalysis, Re-extraction, or additional Initial metals/anion analysis of the sample
EDL	Estimated Detection Limit
EPA	United States Environmental Protection Agency
MDL	Method Detection Limit
ML	Minimum Level (Dioxin)
ND	Not detected at the reporting limit (or MDL or EDL if shown)
PQL	Practical Quantitation Limit
QC	Quality Control
RL	Reporting Limit
RPD	Relative Percent Difference, a measure of the relative difference between two points
TEF	Toxicity Equivalent Factor (Dioxin)
TEQ	Toxicity Equivalent Quotient (Dioxin)

QC Sample Results

Client: Pastor, Behling & Wheeler LLC
 Project/Site: Exide Recycling Center, Frisco TX Projec

TestAmerica Job ID: 600-52867-1

Method: 6010B - Metals (ICP)

Lab Sample ID: MB 600-76449/1-A

Matrix: Solid

Analysis Batch: 76526

Client Sample ID: Method Blank

Prep Type: Total/NA

Prep Batch: 76449

Analyte	MB MB		MQL (Adj)	SDL	Unit	D	Prepared	Analyzed	Dil Fac
	Result	Qualifier							
Cadmium	0.0256	U	0.250	0.0256	mg/Kg		04/04/12 14:49	04/05/12 08:56	1
Lead	0.105	U	0.500	0.105	mg/Kg		04/04/12 14:49	04/05/12 08:56	1
Arsenic	0.218	U	1.00	0.218	mg/Kg		04/04/12 14:49	04/05/12 08:56	1

Lab Sample ID: LCS 600-76449/2-A

Matrix: Solid

Analysis Batch: 76526

Client Sample ID: Lab Control Sample

Prep Type: Total/NA

Prep Batch: 76449

Analyte	Spike Added	LCS Result	LCS Qualifier	Unit	D	%Rec	%Rec. Limits
Cadmium	71.0	68.92		mg/Kg		97	81 - 119
Lead	144	138.8		mg/Kg		96	79 - 121
Arsenic	138	138.4		mg/Kg		100	78 - 122

Lab Sample ID: 600-52867-10 MS

Matrix: Solid

Analysis Batch: 76526

Client Sample ID: 2012-BG-8

Prep Type: Total/NA

Prep Batch: 76449

Analyte	Sample Result	Sample Qualifier	Spike Added	MS Result	MS Qualifier	Unit	D	%Rec	%Rec. Limits
Cadmium	0.122	J	30.8	26.61		mg/Kg	✱	86	75 - 125
Lead	24.0		61.5	163.2	N	mg/Kg	✱	226	75 - 125
Arsenic	9.83		61.5	63.80		mg/Kg	✱	88	75 - 125

Lab Sample ID: 600-52867-10 MSD

Matrix: Solid

Analysis Batch: 76526

Client Sample ID: 2012-BG-8

Prep Type: Total/NA

Prep Batch: 76449

Analyte	Sample Result	Sample Qualifier	Spike Added	MSD Result	MSD Qualifier	Unit	D	%Rec	%Rec. Limits	RPD	
										RPD	Limit
Cadmium	0.122	J	29.6	24.72		mg/Kg	✱	83	75 - 125	7	20
Lead	24.0		59.2	145.7	N	mg/Kg	✱	206	75 - 125	11	20
Arsenic	9.83		59.2	61.49		mg/Kg	✱	87	75 - 125	4	20

Lab Sample ID: 600-52867-10 DU

Matrix: Solid

Analysis Batch: 76526

Client Sample ID: 2012-BG-8

Prep Type: Total/NA

Prep Batch: 76449

Analyte	Sample Result	Sample Qualifier	DU Result	DU Qualifier	Unit	D	RPD	RPD	
								RPD	Limit
Cadmium	0.122	J	0.9071	F	mg/Kg	✱	153	20	20
Lead	24.0		63.49	F	mg/Kg	✱	90	20	20
Arsenic	9.83		10.04		mg/Kg	✱	2	20	20

Method: Moisture - Percent Moisture

Lab Sample ID: 600-52867-5 DU

Matrix: Solid

Analysis Batch: 76213

Client Sample ID: 2012-BG-9

Prep Type: Total/NA

Analyte	Sample Result	Sample Qualifier	DU Result	DU Qualifier	Unit	D	RPD	RPD	
								RPD	Limit
Percent Moisture	19		21		%		6	6	
Percent Solids	81		79		%		2	2	

Unadjusted Detection Limits

Client: Pastor, Behling & Wheeler LLC
 Project/Site: Exide Recycling Center, Frisco TX Projec

TestAmerica Job ID: 600-52867-1

Method: 6010B - Metals (ICP)

Analyte	MQL	MDL	Units	Method
Arsenic	1.00	0.218	mg/Kg	6010B
Cadmium	0.250	0.0256	mg/Kg	6010B
Lead	0.500	0.105	mg/Kg	6010B

General Chemistry

Analyte	MQL	MDL	Units	Method
Percent Moisture	1.0	1.0	%	Moisture
Percent Solids	1.0	1.0	%	Moisture

QC Association Summary

Client: Pastor, Behling & Wheeler LLC
 Project/Site: Exide Recycling Center, Frisco TX Projec

TestAmerica Job ID: 600-52867-1

Metals

Prep Batch: 76449

Lab Sample ID	Client Sample ID	Prep Type	Matrix	Method	Prep Batch
600-52867-1	2012-BG-1	Total/NA	Solid	3050B	
600-52867-2	2012-BG-2	Total/NA	Solid	3050B	
600-52867-3	2012-BG-3	Total/NA	Solid	3050B	
600-52867-4	2012-BG-7	Total/NA	Solid	3050B	
600-52867-5	2012-BG-9	Total/NA	Solid	3050B	
600-52867-6	2012-BG-5	Total/NA	Solid	3050B	
600-52867-7	2012-BG-4	Total/NA	Solid	3050B	
600-52867-8	2012-BG-6	Total/NA	Solid	3050B	
600-52867-9	2012-BG-10	Total/NA	Solid	3050B	
600-52867-10	2012-BG-8	Total/NA	Solid	3050B	
600-52867-10 DU	2012-BG-8	Total/NA	Solid	3050B	
600-52867-10 MS	2012-BG-8	Total/NA	Solid	3050B	
600-52867-10 MSD	2012-BG-8	Total/NA	Solid	3050B	
LCS 600-76449/2-A	Lab Control Sample	Total/NA	Solid	3050B	
MB 600-76449/1-A	Method Blank	Total/NA	Solid	3050B	

Analysis Batch: 76526

Lab Sample ID	Client Sample ID	Prep Type	Matrix	Method	Prep Batch
600-52867-1	2012-BG-1	Total/NA	Solid	6010B	76449
600-52867-2	2012-BG-2	Total/NA	Solid	6010B	76449
600-52867-3	2012-BG-3	Total/NA	Solid	6010B	76449
600-52867-4	2012-BG-7	Total/NA	Solid	6010B	76449
600-52867-5	2012-BG-9	Total/NA	Solid	6010B	76449
600-52867-6	2012-BG-5	Total/NA	Solid	6010B	76449
600-52867-7	2012-BG-4	Total/NA	Solid	6010B	76449
600-52867-8	2012-BG-6	Total/NA	Solid	6010B	76449
600-52867-9	2012-BG-10	Total/NA	Solid	6010B	76449
600-52867-10	2012-BG-8	Total/NA	Solid	6010B	76449
600-52867-10 DU	2012-BG-8	Total/NA	Solid	6010B	76449
600-52867-10 MS	2012-BG-8	Total/NA	Solid	6010B	76449
600-52867-10 MSD	2012-BG-8	Total/NA	Solid	6010B	76449
LCS 600-76449/2-A	Lab Control Sample	Total/NA	Solid	6010B	76449
MB 600-76449/1-A	Method Blank	Total/NA	Solid	6010B	76449

General Chemistry

Analysis Batch: 76213

Lab Sample ID	Client Sample ID	Prep Type	Matrix	Method	Prep Batch
600-52867-1	2012-BG-1	Total/NA	Solid	Moisture	
600-52867-2	2012-BG-2	Total/NA	Solid	Moisture	
600-52867-3	2012-BG-3	Total/NA	Solid	Moisture	
600-52867-4	2012-BG-7	Total/NA	Solid	Moisture	
600-52867-5	2012-BG-9	Total/NA	Solid	Moisture	
600-52867-5 DU	2012-BG-9	Total/NA	Solid	Moisture	
600-52867-6	2012-BG-5	Total/NA	Solid	Moisture	
600-52867-7	2012-BG-4	Total/NA	Solid	Moisture	
600-52867-8	2012-BG-6	Total/NA	Solid	Moisture	
600-52867-9	2012-BG-10	Total/NA	Solid	Moisture	
600-52867-10	2012-BG-8	Total/NA	Solid	Moisture	

Lab Chronicle

Client: Pastor, Behling & Wheeler LLC
 Project/Site: Exide Recycling Center, Frisco TX Projec

TestAmerica Job ID: 600-52867-1

Client Sample ID: 2012-BG-1

Date Collected: 03/29/12 08:18

Date Received: 03/30/12 09:31

Lab Sample ID: 600-52867-1

Matrix: Solid

Percent Solids: 77.2

Prep Type	Batch Type	Batch Method	Run	Dilution Factor	Batch Number	Prepared or Analyzed	Analyst	Lab
Total/NA	Prep	3050B			76449	04/04/12 14:49	NER	TAL HOU
Total/NA	Analysis	6010B		1	76526	04/05/12 09:26	DCL	TAL HOU
Total/NA	Analysis	Moisture		1	76213	04/02/12 13:22	KRD	TAL HOU

Client Sample ID: 2012-BG-2

Date Collected: 03/29/12 08:40

Date Received: 03/30/12 09:31

Lab Sample ID: 600-52867-2

Matrix: Solid

Percent Solids: 85.0

Prep Type	Batch Type	Batch Method	Run	Dilution Factor	Batch Number	Prepared or Analyzed	Analyst	Lab
Total/NA	Prep	3050B			76449	04/04/12 14:49	NER	TAL HOU
Total/NA	Analysis	6010B		1	76526	04/05/12 09:30	DCL	TAL HOU
Total/NA	Analysis	Moisture		1	76213	04/02/12 13:22	KRD	TAL HOU

Client Sample ID: 2012-BG-3

Date Collected: 03/29/12 09:00

Date Received: 03/30/12 09:31

Lab Sample ID: 600-52867-3

Matrix: Solid

Percent Solids: 80.3

Prep Type	Batch Type	Batch Method	Run	Dilution Factor	Batch Number	Prepared or Analyzed	Analyst	Lab
Total/NA	Prep	3050B			76449	04/04/12 14:49	NER	TAL HOU
Total/NA	Analysis	6010B		1	76526	04/05/12 09:42	DCL	TAL HOU
Total/NA	Analysis	Moisture		1	76213	04/02/12 13:22	KRD	TAL HOU

Client Sample ID: 2012-BG-7

Date Collected: 03/29/12 09:46

Date Received: 03/30/12 09:31

Lab Sample ID: 600-52867-4

Matrix: Solid

Percent Solids: 78.8

Prep Type	Batch Type	Batch Method	Run	Dilution Factor	Batch Number	Prepared or Analyzed	Analyst	Lab
Total/NA	Prep	3050B			76449	04/04/12 14:49	NER	TAL HOU
Total/NA	Analysis	6010B		1	76526	04/05/12 09:46	DCL	TAL HOU
Total/NA	Analysis	Moisture		1	76213	04/02/12 13:22	KRD	TAL HOU

Client Sample ID: 2012-BG-9

Date Collected: 03/29/12 10:20

Date Received: 03/30/12 09:31

Lab Sample ID: 600-52867-5

Matrix: Solid

Percent Solids: 80.6

Prep Type	Batch Type	Batch Method	Run	Dilution Factor	Batch Number	Prepared or Analyzed	Analyst	Lab
Total/NA	Prep	3050B			76449	04/04/12 14:49	NER	TAL HOU
Total/NA	Analysis	6010B		1	76526	04/05/12 09:49	DCL	TAL HOU
Total/NA	Analysis	Moisture		1	76213	04/02/12 13:22	KRD	TAL HOU

Lab Chronicle

Client: Pastor, Behling & Wheeler LLC
 Project/Site: Exide Recycling Center, Frisco TX Projec

TestAmerica Job ID: 600-52867-1

Client Sample ID: 2012-BG-5**Lab Sample ID: 600-52867-6**

Date Collected: 03/29/12 11:25

Matrix: Solid

Date Received: 03/30/12 09:31

Percent Solids: 81.2

Prep Type	Batch Type	Batch Method	Run	Dilution Factor	Batch Number	Prepared or Analyzed	Analyst	Lab
Total/NA	Prep	3050B			76449	04/04/12 14:49	NER	TAL HOU
Total/NA	Analysis	6010B		1	76526	04/05/12 09:53	DCL	TAL HOU
Total/NA	Analysis	Moisture		1	76213	04/02/12 13:22	KRD	TAL HOU

Client Sample ID: 2012-BG-4**Lab Sample ID: 600-52867-7**

Date Collected: 03/29/12 15:16

Matrix: Solid

Date Received: 03/30/12 09:31

Percent Solids: 77.6

Prep Type	Batch Type	Batch Method	Run	Dilution Factor	Batch Number	Prepared or Analyzed	Analyst	Lab
Total/NA	Prep	3050B			76449	04/04/12 14:49	NER	TAL HOU
Total/NA	Analysis	6010B		1	76526	04/05/12 09:57	DCL	TAL HOU
Total/NA	Analysis	Moisture		1	76213	04/02/12 13:22	KRD	TAL HOU

Client Sample ID: 2012-BG-6**Lab Sample ID: 600-52867-8**

Date Collected: 03/29/12 15:32

Matrix: Solid

Date Received: 03/30/12 09:31

Percent Solids: 78.6

Prep Type	Batch Type	Batch Method	Run	Dilution Factor	Batch Number	Prepared or Analyzed	Analyst	Lab
Total/NA	Prep	3050B			76449	04/04/12 14:49	NER	TAL HOU
Total/NA	Analysis	6010B		1	76526	04/05/12 10:01	DCL	TAL HOU
Total/NA	Analysis	Moisture		1	76213	04/02/12 13:22	KRD	TAL HOU

Client Sample ID: 2012-BG-10**Lab Sample ID: 600-52867-9**

Date Collected: 03/29/12 16:20

Matrix: Solid

Date Received: 03/30/12 09:31

Percent Solids: 79.2

Prep Type	Batch Type	Batch Method	Run	Dilution Factor	Batch Number	Prepared or Analyzed	Analyst	Lab
Total/NA	Prep	3050B			76449	04/04/12 14:49	NER	TAL HOU
Total/NA	Analysis	6010B		1	76526	04/05/12 10:05	DCL	TAL HOU
Total/NA	Analysis	Moisture		1	76213	04/02/12 13:22	KRD	TAL HOU

Client Sample ID: 2012-BG-8**Lab Sample ID: 600-52867-10**

Date Collected: 03/29/12 16:25

Matrix: Solid

Date Received: 03/30/12 09:31

Percent Solids: 79.7

Prep Type	Batch Type	Batch Method	Run	Dilution Factor	Batch Number	Prepared or Analyzed	Analyst	Lab
Total/NA	Prep	3050B			76449	04/04/12 14:49	NER	TAL HOU
Total/NA	Analysis	6010B		1	76526	04/05/12 10:09	DCL	TAL HOU
Total/NA	Analysis	Moisture		1	76213	04/02/12 13:22	KRD	TAL HOU

Laboratory References:

TAL HOU = TestAmerica Houston, 6310 Rothway Street, Houston, TX 77040, TEL (713)690-4444

Certification Summary

Client: Pastor, Behling & Wheeler LLC
 Project/Site: Exide Recycling Center, Frisco TX Projec

TestAmerica Job ID: 600-52867-1

Laboratory	Authority	Program	EPA Region	Certification ID
TestAmerica Houston	Arkansas DEQ	State Program	6	88-0759
TestAmerica Houston	Louisiana	NELAC	6	30643
TestAmerica Houston	Oklahoma	State Program	6	9503
TestAmerica Houston	Texas	NELAC	6	T104704223-10-6-TX
TestAmerica Houston	USDA	Federal		P330-08-00217
TestAmerica Houston	Utah	NELAC	8	GULF

Accreditation may not be offered or required for all methods and analytes reported in this package. Please contact your project manager for the laboratory's current list of certified methods and analytes.



1
2
3
4
5
6
7
8
9
10
11
12
13
14
15
16
17

METALS

COVER PAGE
METALSLab Name: TestAmerica Houston Job Number: 600-52867-1

SDG No.: _____

Project: Exide Recycling Center, Frisco TX Projec

Client Sample ID	Lab Sample ID
<u>2012-BG-1</u>	<u>600-52867-1</u>
<u>2012-BG-2</u>	<u>600-52867-2</u>
<u>2012-BG-3</u>	<u>600-52867-3</u>
<u>2012-BG-7</u>	<u>600-52867-4</u>
<u>2012-BG-9</u>	<u>600-52867-5</u>
<u>2012-BG-5</u>	<u>600-52867-6</u>
<u>2012-BG-4</u>	<u>600-52867-7</u>
<u>2012-BG-6</u>	<u>600-52867-8</u>
<u>2012-BG-10</u>	<u>600-52867-9</u>
<u>2012-BG-8</u>	<u>600-52867-10</u>

Comments:

1A-IN
INORGANIC ANALYSIS DATA SHEET
METALS

Client Sample ID: 2012-BG-1 Lab Sample ID: 600-52867-1
 Lab Name: TestAmerica Houston Job No.: 600-52867-1
 SDG ID.: _____
 Matrix: Solid Date Sampled: 03/29/2012 08:18
 Reporting Basis: DRY Date Received: 03/30/2012 09:31
 % Solids: 77.2

CAS No.	Analyte	Result	ML	MDL	Units	C	Q	DIL	Method
7440-43-9	Cadmium	0.0313	0.305	0.0313	mg/Kg	U		1	6010B
7439-92-1	Lead	13.2	0.611	0.128	mg/Kg			1	6010B
7440-38-2	Arsenic	11.2	1.22	0.266	mg/Kg			1	6010B

1A-IN
INORGANIC ANALYSIS DATA SHEET
METALS

Client Sample ID: 2012-BG-2 Lab Sample ID: 600-52867-2
 Lab Name: TestAmerica Houston Job No.: 600-52867-1
 SDG ID.: _____
 Matrix: Solid Date Sampled: 03/29/2012 08:40
 Reporting Basis: DRY Date Received: 03/30/2012 09:31
 % Solids: 85.0

CAS No.	Analyte	Result	ML	MDL	Units	C	Q	DIL	Method
7440-43-9	Cadmium	0.0287	0.280	0.0287	mg/Kg	U		1	6010B
7439-92-1	Lead	13.0	0.560	0.117	mg/Kg			1	6010B
7440-38-2	Arsenic	9.29	1.12	0.244	mg/Kg			1	6010B

1A-IN
INORGANIC ANALYSIS DATA SHEET
METALS

Client Sample ID: 2012-BG-3 Lab Sample ID: 600-52867-3
 Lab Name: TestAmerica Houston Job No.: 600-52867-1
 SDG ID.: _____
 Matrix: Solid Date Sampled: 03/29/2012 09:00
 Reporting Basis: DRY Date Received: 03/30/2012 09:31
 % Solids: 80.3

CAS No.	Analyte	Result	ML	MDL	Units	C	Q	DIL	Method
7440-43-9	Cadmium	0.0301	0.294	0.0301	mg/Kg	U		1	6010B
7439-92-1	Lead	11.5	0.588	0.123	mg/Kg			1	6010B
7440-38-2	Arsenic	11.6	1.18	0.256	mg/Kg			1	6010B

1A-IN
INORGANIC ANALYSIS DATA SHEET
METALS

Client Sample ID: 2012-BG-7 Lab Sample ID: 600-52867-4
 Lab Name: TestAmerica Houston Job No.: 600-52867-1
 SDG ID.: _____
 Matrix: Solid Date Sampled: 03/29/2012 09:46
 Reporting Basis: DRY Date Received: 03/30/2012 09:31
 % Solids: 78.8

CAS No.	Analyte	Result	ML	MDL	Units	C	Q	DIL	Method
7440-43-9	Cadmium	0.0310	0.302	0.0310	mg/Kg	U		1	6010B
7439-92-1	Lead	14.1	0.604	0.127	mg/Kg			1	6010B
7440-38-2	Arsenic	9.74	1.21	0.263	mg/Kg			1	6010B

1A-IN
INORGANIC ANALYSIS DATA SHEET
METALS

Client Sample ID: 2012-BG-9 Lab Sample ID: 600-52867-5
 Lab Name: TestAmerica Houston Job No.: 600-52867-1
 SDG ID.: _____
 Matrix: Solid Date Sampled: 03/29/2012 10:20
 Reporting Basis: DRY Date Received: 03/30/2012 09:31
 % Solids: 80.6

CAS No.	Analyte	Result	ML	MDL	Units	C	Q	DIL	Method
7440-43-9	Cadmium	8.09	0.310	0.0318	mg/Kg			1	6010B
7439-92-1	Lead	302	0.620	0.130	mg/Kg			1	6010B
7440-38-2	Arsenic	12.6	1.24	0.270	mg/Kg			1	6010B

1A-IN
INORGANIC ANALYSIS DATA SHEET
METALS

Client Sample ID: 2012-BG-5 Lab Sample ID: 600-52867-6
 Lab Name: TestAmerica Houston Job No.: 600-52867-1
 SDG ID.: _____
 Matrix: Solid Date Sampled: 03/29/2012 11:25
 Reporting Basis: DRY Date Received: 03/30/2012 09:31
 % Solids: 81.2

CAS No.	Analyte	Result	MQL	MDL	Units	C	Q	DIL	Method
7440-43-9	Cadmium	0.0310	0.302	0.0310	mg/Kg	U		1	6010B
7439-92-1	Lead	13.5	0.604	0.127	mg/Kg			1	6010B
7440-38-2	Arsenic	14.8	1.21	0.263	mg/Kg			1	6010B

1A-IN
INORGANIC ANALYSIS DATA SHEET
METALS

Client Sample ID: 2012-BG-4 Lab Sample ID: 600-52867-7
 Lab Name: TestAmerica Houston Job No.: 600-52867-1
 SDG ID.: _____
 Matrix: Solid Date Sampled: 03/29/2012 15:16
 Reporting Basis: DRY Date Received: 03/30/2012 09:31
 % Solids: 77.6

CAS No.	Analyte	Result	MQL	MDL	Units	C	Q	DIL	Method
7440-43-9	Cadmium	0.0315	0.307	0.0315	mg/Kg	U		1	6010B
7439-92-1	Lead	15.7	0.614	0.129	mg/Kg			1	6010B
7440-38-2	Arsenic	10.8	1.23	0.268	mg/Kg			1	6010B

1A-IN
INORGANIC ANALYSIS DATA SHEET
METALS

Client Sample ID: 2012-BG-6 Lab Sample ID: 600-52867-8
 Lab Name: TestAmerica Houston Job No.: 600-52867-1
 SDG ID.: _____
 Matrix: Solid Date Sampled: 03/29/2012 15:32
 Reporting Basis: DRY Date Received: 03/30/2012 09:31
 % Solids: 78.6

CAS No.	Analyte	Result	MQL	MDL	Units	C	Q	DIL	Method
7440-43-9	Cadmium	0.0314	0.306	0.0314	mg/Kg	U		1	6010B
7439-92-1	Lead	14.3	0.612	0.128	mg/Kg			1	6010B
7440-38-2	Arsenic	10.0	1.22	0.267	mg/Kg			1	6010B

1A-IN
INORGANIC ANALYSIS DATA SHEET
METALS

Client Sample ID: 2012-BG-10 Lab Sample ID: 600-52867-9
 Lab Name: TestAmerica Houston Job No.: 600-52867-1
 SDG ID.: _____
 Matrix: Solid Date Sampled: 03/29/2012 16:20
 Reporting Basis: DRY Date Received: 03/30/2012 09:31
 % Solids: 79.2

CAS No.	Analyte	Result	MQL	MDL	Units	C	Q	DIL	Method
7440-43-9	Cadmium	0.615	0.303	0.0311	mg/Kg			1	6010B
7439-92-1	Lead	67.6	0.607	0.127	mg/Kg			1	6010B
7440-38-2	Arsenic	11.0	1.21	0.264	mg/Kg			1	6010B

1A-IN
INORGANIC ANALYSIS DATA SHEET
METALS

Client Sample ID: 2012-BG-8 Lab Sample ID: 600-52867-10
 Lab Name: TestAmerica Houston Job No.: 600-52867-1
 SDG ID.: _____
 Matrix: Solid Date Sampled: 03/29/2012 16:25
 Reporting Basis: DRY Date Received: 03/30/2012 09:31
 % Solids: 79.7

CAS No.	Analyte	Result	MQL	MDL	Units	C	Q	DIL	Method
7440-43-9	Cadmium	0.122	0.308	0.0316	mg/Kg	J		1	6010B
7439-92-1	Lead	24.0	0.615	0.129	mg/Kg			1	6010B
7440-38-2	Arsenic	9.83	1.23	0.268	mg/Kg			1	6010B

2A-IN
CALIBRATION VERIFICATIONS
METALS

Lab Name: TestAmerica Houston Job No.: 600-52867-1
 SDG No.: _____
 ICV Source: MET0412CCV_00001 Concentration Units: mg/L
 CCV Source: MET0412CCV_00001

Analyte	ICV 600-76526/4 04/05/2012 08:23				CCV 600-76526/9 04/05/2012 08:42				CCV 600-76526/21 04/05/2012 09:34			
	Found	C	True	%R	Found	C	True	%R	Found	C	True	%R
Arsenic	0.5109		0.500	102	0.5084		0.500	102	0.5001		0.500	100
Cadmium	0.5118		0.500	102	0.5089		0.500	102	0.5069		0.500	101
Lead	0.5079		0.500	102	0.5043		0.500	101	0.4950		0.500	99

Note! Calculations are performed before rounding to avoid round-off errors in calculated results.
 Italicized analytes were not requested for this sequence.

2A-IN
CALIBRATION VERIFICATIONS
METALS

Lab Name: TestAmerica Houston Job No.: 600-52867-1

SDG No.: _____

ICV Source: MET0412CCV_00001 Concentration Units: mg/L

CCV Source: MET0412CCV_00001

Analyte	CCV 600-76526/33 04/05/2012 10:20				CCV 600-76526/45 04/05/2012 11:06							
	Found	C	True	%R	Found	C	True	%R	Found	C	True	%R
Arsenic	0.5046		0.500	101	0.5057		0.500	101				
Cadmium	0.5125		0.500	102	0.5188		0.500	104				
Lead	0.4987		0.500	100	0.4979		0.500	100				

Note! Calculations are performed before rounding to avoid round-off errors in calculated results.
Italicized analytes were not requested for this sequence.

2B-IN
CRQL CHECK STANDARD
METALS

Lab Name: TestAmerica Houston Job No.: 600-52867-1
 SDG No.: _____
 Method: 6010B Instrument ID: TJA1
 Lab Sample ID: CRI 600-76526/6 Concentration Units: mg/L
 CRQL Check Standard Source: MET0212LOW_00003

Analyte	CRQL Check Standard				
	True	Found	Qualifiers	%R(1)	Limits
Cadmium	0.00500	0.005300		106	0-500
Lead	0.0100	0.009440	J	94	0-500
Arsenic	0.0100	0.01147	J	115	0-500

Note! Calculations are performed before rounding to avoid round-off errors in calculated results.

FORM IIB-IN

3-IN
INSTRUMENT BLANKS
METALS

Lab Name: TestAmerica HoustonJob No.: 600-52867-1

SDG No.: _____

Concentration Units: mg/L

Analyte	RL	ICB 600-76526/5 04/05/2012 08:27		CCB 600-76526/10 04/05/2012 08:46		CCB 600-76526/22 04/05/2012 09:38		CCB 600-76526/34 04/05/2012 10:24	
		Found	C	Found	C	Found	C	Found	C
Arsenic	0.0200	0.00328	U	0.00328	U	0.00328	U	0.00328	U
Cadmium	0.00500	0.000730	U	0.000730	U	0.000730	U	0.000730	U
Lead	0.0100	0.00290	U	0.00290	U	0.00290	U	0.00290	U

Italicized analytes were not requested for this sequence.

3-IN
INSTRUMENT BLANKS
METALS

Lab Name: TestAmerica HoustonJob No.: 600-52867-1

SDG No.: _____

Concentration Units: mg/L

Analyte	RL	CCB 600-76526/46 04/05/2012 11:10							
		Found	C	Found	C	Found	C	Found	C
Arsenic	0.0200	0.00328	U						
Cadmium	0.00500	0.000730	U						
Lead	0.0100	0.00290	U						

Italicized analytes were not requested for this sequence.

3-IN
METHOD BLANK
METALS

Lab Name: TestAmerica Houston Job No.: 600-52867-1
 SDG No.: _____
 Concentration Units: mg/Kg Lab Sample ID: MB 600-76449/1-A
 Instrument Code: TJA1 Batch No.: 76526

CAS No.	Analyte	Concentration	C	Q	Method
7440-43-9	Cadmium	0.0256	U		6010B
7439-92-1	Lead	0.105	U		6010B
7440-38-2	Arsenic	0.218	U		6010B

4A-IN
INTERFERENCE CHECK STANDARD
METALS

Lab Name: TestAmerica Houston Job No.: 600-52867-1
 SDG No.: _____
 Lab Sample ID: ICSA 600-76526/7 Instrument ID: TJA1
 Lab File ID: A040512 ICS Source: METISA_00072
 Concentration Units: mg/L

Analyte	True Solution A	Found	
		Solution A	Percent Recovery
Arsenic		0.0006	
Cadmium		-0.0038	
Lead		0.0048	
<i>Aluminum</i>	500	496	99
<i>Antimony</i>		0.0033	
<i>Barium</i>		0.0014	
<i>Beryllium</i>		-0.0001	
<i>Boron</i>		-0.0038	
<i>Calcium</i>	500	447	89
<i>Chromium</i>		0.0018	
<i>Cobalt</i>		-0.0006	
<i>Copper</i>		0.0125	
<i>Iron</i>	200	194	97
<i>Lithium</i>		0.0042	
<i>Magnesium</i>	500	511	102
<i>Manganese</i>		-0.0078	
<i>Molybdenum</i>		0.0003	
<i>Nickel</i>		-0.0006	
<i>Potassium</i>		0.0420	
<i>Selenium</i>		-0.0050	
<i>Silicon</i>		0.0106	
<i>Silver</i>		-0.0006	
<i>Sodium</i>		0.155	
<i>Strontium</i>		-0.0091	
<i>Thallium</i>		-0.0127	
<i>Tin</i>		-0.0016	
<i>Titanium</i>		-0.0034	
<i>Vanadium</i>		0.0031	
<i>Zinc</i>		-0.0052	

Calculations are performed before rounding to avoid round-off errors in calculated results.

FORM IVA-IN

4A-IN
INTERFERENCE CHECK STANDARD
METALS

Lab Name: TestAmerica HoustonJob No.: 600-52867-1

SDG No.: _____

Lab Sample ID: ICSAB 600-76526/8Instrument ID: TJA1Lab File ID: A040512ICS Source: METISB_00074Concentration Units: mg/L

Analyte	True	Found	
	Solution AB	Solution AB	Percent Recovery
Arsenic	1.00	1.04	104
Cadmium	0.500	0.478	96
Lead	1.00	0.994	99
<i>Aluminum</i>	<i>510</i>	<i>510</i>	<i>100</i>
<i>Antimony</i>	<i>1.00</i>	<i>1.06</i>	<i>106</i>
<i>Barium</i>	<i>1.00</i>	<i>1.05</i>	<i>105</i>
<i>Beryllium</i>	<i>0.500</i>	<i>0.504</i>	<i>101</i>
<i>Boron</i>	<i>1.00</i>	<i>1.06</i>	<i>106</i>
<i>Calcium</i>	<i>510</i>	<i>459</i>	<i>90</i>
<i>Chromium</i>	<i>1.00</i>	<i>0.992</i>	<i>99</i>
<i>Cobalt</i>	<i>1.00</i>	<i>0.962</i>	<i>96</i>
<i>Copper</i>	<i>1.00</i>	<i>1.10</i>	<i>110</i>
<i>Iron</i>	<i>210</i>	<i>206</i>	<i>98</i>
<i>Lithium</i>	<i>1.00</i>	<i>1.20</i>	<i>120</i>
<i>Magnesium</i>	<i>510</i>	<i>528</i>	<i>103</i>
<i>Manganese</i>	<i>1.00</i>	<i>0.990</i>	<i>99</i>
<i>Molybdenum</i>	<i>1.00</i>	<i>1.01</i>	<i>101</i>
<i>Nickel</i>	<i>1.00</i>	<i>0.967</i>	<i>97</i>
<i>Potassium</i>	<i>10.0</i>	<i>14.4</i>	<i>144</i>
<i>Selenium</i>	<i>1.00</i>	<i>1.03</i>	<i>103</i>
<i>Silicon</i>	<i>1.00</i>	<i>1.03</i>	<i>103</i>
<i>Silver</i>	<i>0.500</i>	<i>0.553</i>	<i>111</i>
<i>Sodium</i>	<i>10.0</i>	<i>13.5</i>	<i>135</i>
<i>Strontium</i>	<i>0.500</i>	<i>0.506</i>	<i>101</i>
<i>Thallium</i>	<i>1.00</i>	<i>0.984</i>	<i>98</i>
<i>Tin</i>	<i>1.00</i>	<i>1.01</i>	<i>101</i>
<i>Titanium</i>	<i>1.00</i>	<i>1.02</i>	<i>102</i>
<i>Vanadium</i>	<i>1.00</i>	<i>1.01</i>	<i>101</i>
<i>Zinc</i>	<i>1.00</i>	<i>1.04</i>	<i>104</i>

Calculations are performed before rounding to avoid round-off errors in calculated results.

FORM IVA-IN

4A-IN
INTERFERENCE CHECK STANDARD
METALS

Lab Name: TestAmerica HoustonJob No.: 600-52867-1

SDG No.: _____

Lab Sample ID: ICSA 600-76526/82Instrument ID: TJA1Lab File ID: A040512ICS Source: METISA_00072Concentration Units: mg/L

Analyte	True Solution A	Found	
		Solution A	Percent Recovery
Arsenic		0.0005	
Cadmium		-0.0083	
Lead		0.0030	
<i>Aluminum</i>	500	468	94
<i>Antimony</i>		0.0075	
<i>Barium</i>		0.0019	
<i>Beryllium</i>		-0.0023	
<i>Boron</i>		-0.0029	
<i>Calcium</i>	500	437	87
<i>Chromium</i>		0.0013	
<i>Cobalt</i>		-0.0010	
<i>Copper</i>		0.0080	
<i>Iron</i>	200	201	100
<i>Lithium</i>		0.0061	
<i>Magnesium</i>	500	471	94
<i>Manganese</i>		-0.0066	
<i>Molybdenum</i>		-0.0011	
<i>Nickel</i>		0.0000	
<i>Potassium</i>		0.673	
<i>Selenium</i>		-0.0187	
<i>Silicon</i>		-0.0073	
<i>Silver</i>		-0.0020	
<i>Sodium</i>		0.0380	
<i>Sodium</i>		0.234	
<i>Strontium</i>		-0.0086	
<i>Thallium</i>		0.0347	
<i>Tin</i>		-0.0066	
<i>Titanium</i>		-0.0039	
<i>Vanadium</i>		0.0060	
<i>Zinc</i>		-0.0081	

Calculations are performed before rounding to avoid round-off errors in calculated results.

FORM IVA-IN

4A-IN
INTERFERENCE CHECK STANDARD
METALS

Lab Name: TestAmerica HoustonJob No.: 600-52867-1

SDG No.: _____

Lab Sample ID: ICSAB 600-76526/83Instrument ID: TJA1Lab File ID: A040512ICS Source: METISB_00074Concentration Units: mg/L

Analyte	True	Found	Percent Recovery
	Solution AB	Solution AB	
Arsenic	1.00	1.08	108
Cadmium	0.500	0.538	108
Lead	1.00	1.00	100
<i>Aluminum</i>	<i>510</i>	<i>480</i>	<i>94</i>
<i>Antimony</i>	<i>1.00</i>	<i>1.18</i>	<i>118</i>
<i>Barium</i>	<i>1.00</i>	<i>1.18</i>	<i>118</i>
<i>Beryllium</i>	<i>0.500</i>	<i>0.422</i>	<i>84</i>
<i>Boron</i>	<i>1.00</i>	<i>1.16</i>	<i>116</i>
<i>Calcium</i>	<i>510</i>	<i>447</i>	<i>88</i>
<i>Chromium</i>	<i>1.00</i>	<i>0.896</i>	<i>90</i>
<i>Cobalt</i>	<i>1.00</i>	<i>0.857</i>	<i>86</i>
<i>Copper</i>	<i>1.00</i>	<i>0.960</i>	<i>96</i>
<i>Iron</i>	<i>210</i>	<i>213</i>	<i>101</i>
<i>Lithium</i>	<i>1.00</i>	<i>1.41</i>	<i>141</i>
<i>Magnesium</i>	<i>510</i>	<i>485</i>	<i>95</i>
<i>Manganese</i>	<i>1.00</i>	<i>0.952</i>	<i>95</i>
<i>Molybdenum</i>	<i>1.00</i>	<i>1.01</i>	<i>101</i>
<i>Nickel</i>	<i>1.00</i>	<i>1.00</i>	<i>100</i>
<i>Potassium</i>	<i>10.0</i>	<i>17.5</i>	<i>175</i>
<i>Selenium</i>	<i>1.00</i>	<i>0.968</i>	<i>97</i>
<i>Silicon</i>	<i>1.00</i>	<i>0.986</i>	<i>99</i>
<i>Silver</i>	<i>0.500</i>	<i>0.540</i>	<i>108</i>
<i>Sodium</i>	<i>10.0</i>	<i>12.7</i>	<i>127</i>
<i>Sodium</i>	<i>10.0</i>	<i>15.6</i>	<i>156</i>
<i>Strontium</i>	<i>0.500</i>	<i>0.570</i>	<i>114</i>
<i>Thallium</i>	<i>1.00</i>	<i>1.23</i>	<i>123</i>
<i>Tin</i>	<i>1.00</i>	<i>0.961</i>	<i>96</i>
<i>Titanium</i>	<i>1.00</i>	<i>1.02</i>	<i>102</i>
<i>Vanadium</i>	<i>1.00</i>	<i>0.936</i>	<i>94</i>
<i>Zinc</i>	<i>1.00</i>	<i>1.09</i>	<i>109</i>

Calculations are performed before rounding to avoid round-off errors in calculated results.

FORM IVA-IN

5A-IN
MATRIX SPIKE SAMPLE RECOVERY
METALS

Client ID: 2012-BG-8 MS Lab ID: 600-52867-10 MS
 Lab Name: TestAmerica Houston Job No.: 600-52867-1
 SDG No.: _____
 Matrix: Solid Concentration Units: mg/Kg
 % Solids: 79.7

Analyte	SSR C	Sample Result (SR) C	Spike Added (SA)	%R	Control Limit %R	Q	Method
Cadmium	26.61	0.122	J 30.8	86	75-125		6010B
Lead	163.2	24.0	61.5	226	75-125	N	6010B
Arsenic	63.80	9.83	61.5	88	75-125		6010B

SSR = Spiked Sample Result

Calculations are performed before rounding to avoid round-off errors in calculated results.
 Note - Results and Reporting Limits have been adjusted for dry weight.

FORM VA - IN

5A-IN
MATRIX SPIKE DUPLICATE SAMPLE RECOVERY
METALS

Client ID: 2012-BG-8 MSD Lab ID: 600-52867-10 MSD
 Lab Name: TestAmerica Houston Job No.: 600-52867-1
 SDG No.: _____
 Matrix: Solid Concentration Units: mg/Kg
 % Solids: 79.7

Analyte	(SDR) C	Spike Added (SA)	%R	Control Limit %R	RPD	RPD Limit	Q	Method
Cadmium	24.72	29.6	83	75-125	7	20		6010B
Lead	145.7	59.2	206	75-125	11	20	N	6010B
Arsenic	61.49	59.2	87	75-125	4	20		6010B

SDR = Sample Duplicate Result

Calculations are performed before rounding to avoid round-off errors in calculated results.
 Note - Results and Reporting Limits have been adjusted for dry weight.

FORM VD - IN

5B-IN
POST DIGESTION SPIKE SAMPLE RECOVERY
METALS

Client ID: 2012-BG-8 PDSLab ID: 600-52867-10 PDSLab Name: TestAmerica HoustonJob No.: 600-52867-1

SDG No.: _____

Matrix: SolidConcentration Units: mg/Kg

Analyte	SSR C	Sample Result (SR) C	Spike Added (SA)	%R	Control Limit %R	Q	Method
Cadmium	24.31	0.122	J 30.8	79	75-125		6010B
Lead	72.52	24.0	61.5	79	75-125		6010B
Arsenic	62.29	9.83	61.5	85	75-125		6010B

SSR = Spiked Sample Result

Calculations are performed before rounding to avoid round-off errors in calculated results.

Note - Results and Reporting Limits have been adjusted for dry weight.

FORM VB - IN

6-IN
DUPLICATES
METALS

Client ID: 2012-BG-8 DU Lab ID: 600-52867-10 DU
 Lab Name: TestAmerica Houston Job No.: 600-52867-1
 SDG No.: _____
 % Solids for Sample: 79.7 % Solids for Duplicate: 79.7
 Matrix: Solid Concentration Units: mg/Kg

Analyte	Control Limit	Sample (S)		Duplicate (D)		RPD	Q	Method
			C		C			
Cadmium	0.302	0.122	J	0.9071		153	F	6010B
Lead	0.604	24.0		63.49		90	F	6010B
Arsenic	1.21	9.83		10.04		2		6010B

Calculations are performed before rounding to avoid round-off errors in calculated results.

FORM VI-IN

7A-IN
LAB CONTROL SAMPLE
METALS

Lab ID: LCS 600-76449/2-ALab Name: TestAmerica HoustonJob No.: 600-52867-1Sample Matrix: SolidLCS Source: METSLCSS_00016

Analyte	Solid(mg/Kg)							
	True	Found	C	%R	Limits		Q	Method
Cadmium	71.0	68.92		97	81	119		6010B
Lead	144	138.8		96	79	121		6010B
Arsenic	138	138.4		100	78	122		6010B

Calculations are performed before rounding to avoid round-off errors in calculated results.

FORM VIIA - IN

8-IN
ICP-AES AND ICP-MS SERIAL DILUTIONS
METALS

Lab ID: 600-52867-10

SDG No: _____

Lab Name: TestAmerica HoustonJob No: 600-52867-1Matrix: SolidConcentration Units: mg/Kg

Analyte	Initial Sample Result (I)		Serial Dilution Result (S)		% Difference	Q	Method
		C		C			
Cadmium	0.122	J	0.158	U	NC		6010B
Lead	24.0		28.94		21	*	6010B
Arsenic	9.83		12.14		NC		6010B

Calculations are performed before rounding to avoid round-off errors in calculated results.

FORM VIII-IN

9-IN
CALIBRATION BLANK DETECTION LIMITS
METALS

Lab Name: TestAmerica Houston Job Number: 600-52867-1
 SDG Number: _____
 Matrix: Solid Instrument ID: TJA1
 Method: 6010B XMDL Date: 05/15/2008 13:46

Analyte	Wavelength/ Mass	XRL (mg/L)	XMDL (mg/L)
Arsenic		0.02	0.00328
Cadmium		0.005	0.00073
Lead		0.01	0.0029

11-IN
LINEAR RANGES
METALSLab Name: TestAmerica HoustonJob No: 600-52867-1

SDG No.: _____

Instrument ID: TJA1Date: 03/14/2006 13:24

Analyte	Integ. Time (Sec.)	Concentration (mg/L)	Method
Cadmium		25	6010B
Lead		50	6010B
Arsenic		50	6010B

12-IN
PREPARATION LOG
METALS

Lab Name: TestAmerica Houston Job No.: 600-52867-1

SDG No.: _____

Prep Method: 3050B

Lab Sample ID	Preparation Date	Prep Batch	Initial Weight (g)	Initial Volume	Final Volume (mL)
MB 600-76449/1-A	04/04/2012 14:49	76449	1.00		50
LCS 600-76449/2-A	04/04/2012 14:49	76449	0.50		50
600-52867-1	04/04/2012 14:49	76449	1.06		50
600-52867-2	04/04/2012 14:49	76449	1.05		50
600-52867-3	04/04/2012 14:49	76449	1.06		50
600-52867-4	04/04/2012 14:49	76449	1.05		50
600-52867-5	04/04/2012 14:49	76449	1.00		50
600-52867-6	04/04/2012 14:49	76449	1.02		50
600-52867-7	04/04/2012 14:49	76449	1.05		50
600-52867-8	04/04/2012 14:49	76449	1.04		50
600-52867-9	04/04/2012 14:49	76449	1.04		50
600-52867-10	04/04/2012 14:49	76449	1.02		50
600-52867-10 DU	04/04/2012 14:49	76449	1.04		50
600-52867-10 MS	04/04/2012 14:49	76449	1.02		50
600-52867-10 MSD	04/04/2012 14:49	76449	1.06		50

13-IN
ANALYSIS RUN LOG
METALS

Lab Name: TestAmerica Houston Job No.: 600-52867-1
 SDG No.: _____
 Instrument ID: TJA1 Method: 6010B
 Start Date: 04/05/2012 08:11 End Date: 04/05/2012 16:21

Lab Sample ID	D / F	T y p e	Time	Analytes															
				A s	C d	P b													
ZZZZZZ			08:11																
STD 600-76526/2 IC			08:15	X	X	X													
ZZZZZZ			08:19																
ICV 600-76526/4	1		08:23	X	X	X													
ICB 600-76526/5	1		08:27	X	X	X													
CRI 600-76526/6	1		08:31	X	X	X													
ICSA 600-76526/7	1		08:35	X	X	X													
ICSAB 600-76526/8	1		08:39	X	X	X													
CCV 600-76526/9	1		08:42	X	X	X													
CCB 600-76526/10	1		08:46	X	X	X													
MB 600-76449/1-A	1	T	08:56	X	X	X													
LCS 600-76449/2-A	1	T	08:59	X	X	X													
ZZZZZZ			09:03																
ZZZZZZ			09:07																
ZZZZZZ			09:11																
ZZZZZZ			09:15																
ZZZZZZ			09:19																
ZZZZZZ			09:22																
600-52867-1	1	T	09:26	X	X	X													
600-52867-2	1	T	09:30	X	X	X													
CCV 600-76526/21	1		09:34	X	X	X													
CCB 600-76526/22	1		09:38	X	X	X													
600-52867-3	1	T	09:42	X	X	X													
600-52867-4	1	T	09:46	X	X	X													
600-52867-5	1	T	09:49	X	X	X													
600-52867-6	1	T	09:53	X	X	X													
600-52867-7	1	T	09:57	X	X	X													
600-52867-8	1	T	10:01	X	X	X													
600-52867-9	1	T	10:05	X	X	X													
600-52867-10	1	T	10:09	X	X	X													
600-52867-10 DU	1	T	10:13	X	X	X													
600-52867-10 MS	1	T	10:16	X	X	X													
CCV 600-76526/33	1		10:20	X	X	X													
CCB 600-76526/34	1		10:24	X	X	X													
600-52867-10 MSD	1	T	10:28	X	X	X													
ZZZZZZ			10:32																
ZZZZZZ			10:36																
ZZZZZZ			10:39																
ZZZZZZ			10:43																
ZZZZZZ			10:47																
ZZZZZZ			10:51																
ZZZZZZ			10:55																

13-IN
ANALYSIS RUN LOG
METALS

Lab Name: TestAmerica Houston Job No.: 600-52867-1
 SDG No.: _____
 Instrument ID: TJA1 Method: 6010B
 Start Date: 04/05/2012 08:11 End Date: 04/05/2012 16:21

Lab Sample ID	D / F	T y p e	Time	Analytes															
				A s	C d	P b													
600-52867-10 PDS	1	T	10:59	X	X	X													
600-52867-10 SD	5	T	11:03	X	X	X													
CCV 600-76526/45	1		11:06	X	X	X													
CCB 600-76526/46	1		11:10	X	X	X													
ZZZZZZ			11:43																
ZZZZZZ			11:48																
CCV 600-76526/49			11:52																
CCB 600-76526/50			11:56																
ZZZZZZ			13:04																
ZZZZZZ			13:08																
ZZZZZZ			13:12																
ZZZZZZ			13:16																
ZZZZZZ			13:20																
ZZZZZZ			13:23																
ZZZZZZ			13:27																
ZZZZZZ			13:31																
ZZZZZZ			13:35																
ZZZZZZ			13:39																
CCV 600-76526/61			13:43																
CCB 600-76526/62			13:46																
ZZZZZZ			13:50																
ZZZZZZ			13:54																
ZZZZZZ			13:58																
ZZZZZZ			14:02																
ZZZZZZ			14:06																
ZZZZZZ			14:10																
ZZZZZZ			14:13																
ZZZZZZ			14:17																
ZZZZZZ			14:21																
ZZZZZZ			14:25																
CCV 600-76526/73			14:29																
CCB 600-76526/74			14:33																
ZZZZZZ			14:37																
ZZZZZZ			14:40																
ZZZZZZ			14:44																
ZZZZZZ			14:48																
ZZZZZZ			14:52																
CCV 600-76526/80			14:56																
CCB 600-76526/81			15:00																
ICSA 600-76526/82	1		16:17	X	X	X													
ICSAB 600-76526/83	1		16:21	X	X	X													



13-IN
ANALYSIS RUN LOG
METALS

Lab Name: TestAmerica Houston Job No.: 600-52867-1
SDG No.: _____
Instrument ID: TJA1 Method: 6010B
Start Date: 04/05/2012 08:11 End Date: 04/05/2012 16:21

Prep Types
T = Total/NA

- 1
- 2
- 3
- 4
- 5
- 6
- 7
- 8
- 9
- 10
- 11
- 12
- 13
- 14
- 15
- 16
- 17

Method: 20076010

04/05/12 07:05:55 AM

page 1

METHOD INFORMATION **

Sample Introduction Device: Normal
Calibration Mode: Concentration

Default Setup:

Number of Repeats : 2
Flush Time (sec) : 45.0
Auto-Increment Sample Names? No
Auto-store Analysis Data? Yes
Auto-store Stdzn Data? Yes
Store Individual Repeats? No
Auto-print Analysis Data? Yes
Auto-print Stdzn Report : +Readback
Condensed Print Format? Yes

Default File Names:

Analysis Data File : A040512
Autosampler Table : TRAVIS
Sample Limits Table : LCTAB
Calibration Data File : CALDATA
Blank Limits Table : BLCTAB
Calibration Stds Table : CALSTDS
QC Check Table : LCTAB

Standardization Rpt.

04/05/12 08:14:23 AM

page 1

Method: 20076010 Standard: S0
Run Time: 04/05/12 08:11:00

Table with 8 columns: Elem, Al3082, Sb2068, As1890, Ba4934, Be3130, B_2496, Cd2265, Avge, SDev, %RSD, #1, #2, Ca3179, Cr2677, Co2286, Cu3247, Fe2714, Li6707, Mg2790, Mn2576, Mo2020, Ni2316, K_7664, Si2881, Ag3280, Na3302, Na5889, Sr4215, Tl1908, Sn1899, Ti3349, V_2924, Zn2138, 2203/1, 2203/2, 1960/1, 1960/2.

file:///c:/tjadata/temp/a040512.TXT

SDev	.00112	.00025	.00214	.00066
%RSD	12.454	7.2195	33.728	21.049
#1	.00982	-.00330	-.00784	.00362
#2	.00823	-.00365	-.00482	.00268

IntStd	1	2	3	4	5	6	7
Mode	*Counts	NOTUSED	NOTUSED	NOTUSED	NOTUSED	NOTUSED	NOTUSED
Elem	Y	--	--	--	--	--	--
Wavlen	371.030	--	--	--	--	--	--
Avge	40984	--	--	--	--	--	--
SDev	91.92388	--	--	--	--	--	--
%RSD	.2242921	--	--	--	--	--	--
#1	40919	--	--	--	--	--	--
#2	41049	--	--	--	--	--	--

04/05/12 08:18:29 AM

page 2

Method: 20076010 Standard: STD
Run Time: 04/05/12 08:15:06

Elem	Al3082	Sb2068	As1890	Ba4934	Be3130	B_2496	Cd2265
Avge	.94035	1.0149	1.1302	13.259	23.455	6.8887	14.141
SDev	.00109	.0011	.0026	.018	.022	.0033	.013
%RSD	.11583	.11261	.22856	.13463	.09546	.04832	.09368

#1	.94112	1.0157	1.1320	13.272	23.471	6.8910	14.150
#2	.93958	1.0141	1.1284	13.247	23.439	6.8863	14.132

Elem	Ca3179	Cr2677	Co2286	Cu3247	Fe2714	Li6707	Mg2790
Avge	2.9926	2.2974	1.3607	1.3914	5.0142	19.190	1.3044
SDev	.0032	.0033	.0022	.0014	.0051	.004	.0018
%RSD	.10750	.14303	.16182	.10059	.10126	.02245	.13755

#1	2.9949	2.2997	1.3622	1.3924	5.0178	19.193	1.3057
#2	2.9903	2.2951	1.3591	1.3904	5.0106	19.187	1.3031

Elem	Mn2576	Mo2020	Ni2316	K_7664	Si2881	Ag3280	Na3302
Avge	1.9177	1.6852	5.8341	2.6218	.90840	.78124	.13320
SDev	.0031	.0005	.0154	.0012	.00187	.00078	.00005
%RSD	.16313	.03054	.26318	.04675	.20612	.09955	.03786

#1	1.9199	1.6848	5.8232	2.6209	.90972	.78179	.13323
#2	1.9155	1.6855	5.8449	2.6226	.90707	.78069	.13316

Elem	Na5889	Sr4215	Tl1908	Sn1899	Ti3349	V_2924	Zn2138
Avge	16.173	43.371	.33411	2.8098	11.766	.57673	3.2754
SDev	.009	.052	.00079	.0108	.018	.00104	.0036
%RSD	.05568	.12051	.23557	.38600	.15121	.18043	.10991

#1	16.167	43.408	.33355	2.8175	11.778	.57746	3.2780
#2	16.180	43.334	.33467	2.8021	11.753	.57599	3.2729

Elem	2203/1	2203/2	1960/1	1960/2
Avge	4.0719	8.1787	1.2197	1.0621
SDev	.0235	.0139	.0083	.0046
%RSD	.57725	.17043	.68349	.43240

#1	4.0885	8.1886	1.2256	1.0654
#2	4.0553	8.1689	1.2138	1.0589

IntStd	1	2	3	4	5	6	7
Mode	*Counts	NOTUSED	NOTUSED	NOTUSED	NOTUSED	NOTUSED	NOTUSED
Elem	Y	--	--	--	--	--	--
Wavlen	371.030	--	--	--	--	--	--
Avge	40970	--	--	--	--	--	--
SDev	57.98276	--	--	--	--	--	--
%RSD	.1415249	--	--	--	--	--	--
#1	40929	--	--	--	--	--	--
#2	41011	--	--	--	--	--	--

04/05/12 08:18:45 AM

page 3

Method: 20076010

Slope = Conc(SIR)/IR

Element	Wavelen	High std	Low std	Slope	Y-intercept	Date Standardized
Al3082	308.215	STD	S0	21.4168	-.139265	04/05/12 08:15:06
Sb2068	206.838	STD	S0	1.98029	-.003189	04/05/12 08:15:06
As1890	189.042	STD	S0	1.75047	.002307	04/05/12 08:15:06
Ba4934	493.409	STD	S0	.150861	-.000307	04/05/12 08:15:06
Be3130	313.042	STD	S0	.042631	.000738	04/05/12 08:15:06
B_2496	249.678	STD	S0	.290691	-.002474	04/05/12 08:15:06
Cd2265	226.502	STD	S0	.070863	-.000084	04/05/12 08:15:06
Ca3179	317.933	STD	S0	6.71963	-.109117	04/05/12 08:15:06
Cr2677	267.716	STD	S0	.870534	.000021	04/05/12 08:15:06
Co2286	228.616	STD	S0	1.46951	.000466	04/05/12 08:15:06
Cu3247	324.753	STD	S0	1.44224	-.007760	04/05/12 08:15:06
Fe2714	271.441	STD	S0	3.82594	-.012029	04/05/12 08:15:06
Li6707	670.784	STD	S0	.104567	-.006667	04/05/12 08:15:06
Pb2203	220.353		NONE	.000000	.000000	*04/05/12 08:15:06
Se1960	196.026		NONE	.000000	.000000	*04/05/12 08:15:06
Mg2790	279.078	STD	S0	15.7404	-.531928	04/05/12 08:15:06
Mn2576	257.610	STD	S0	1.04325	-.000242	04/05/12 08:15:06
Mo2020	202.030	STD	S0	1.18698	-.000245	04/05/12 08:15:06
Ni2316	231.604	STD	S0	.342752	.000355	04/05/12 08:15:06
K_7664	766.491	STD	S0	9.06403	-3.76382	04/05/12 08:15:06
Si2881	288.158	STD	S0	2.27576	-.085708	04/05/12 08:15:06
Ag3280	328.068	STD	S0	1.27998	.000297	04/05/12 08:15:06
Na3302	330.232	STD	S0	147.587	.342206	04/05/12 08:15:06
Na5889	588.995	STD	S0	1.25331	-.269966	04/05/12 08:15:06
Sr4215	421.552	STD	S0	.023074	-.000271	04/05/12 08:15:06
Tl1908	190.864	STD	S0	5.97782	.009193	04/05/12 08:15:06
Sn1899	189.989	STD	S0	.711824	-.000079	04/05/12 08:15:06
Ti3349	334.941	STD	S0	.169950	.000404	04/05/12 08:15:06
V_2924	292.402	STD	S0	3.43476	-.000084	04/05/12 08:15:06
Zn2138	213.856	STD	S0	.612854	-.004905	04/05/12 08:15:06
2203/1	220.351	STD	S0	.495133	-.004471	04/05/12 08:15:06
2203/2	220.352	STD	S0	.243518	.000847	04/05/12 08:15:06
1960/1	196.021	STD	S0	1.63333	.010346	04/05/12 08:15:06
1960/2	196.022	STD	S0	1.88471	-.005934	04/05/12 08:15:06

Method: 20076010

Element	Wavelength	Standard	Known Concentration	Measured Concentration	Residual Concentration
Al3082	308.215	S0	.000000	-.000000	.000000
		STD	20.0000	20.0000	.000000

Element	Wavelength	Standard	Known Concentration	Measured Concentration	Residual Concentration

Sb2068	206.838	S0	.000000	-.000000	.000000
		STD	2.00000	2.00666	-.006658
			Known	Measured	Residual
Element	Wavelength	Standard	Concentration	Concentration	Concentration
As1890	189.042	S0	.000000	-.000000	.000000
		STD	2.00000	1.98066	.019338
			Known	Measured	Residual
Element	Wavelength	Standard	Concentration	Concentration	Concentration
Ba4934	493.409	S0	.000000	.000000	-.000000
Standardization			Readback Report 04/05/12 08:18:45 AM page 4		
		STD	2.00000	2.00000	.000000
			Known	Measured	Residual
Element	Wavelength	Standard	Concentration	Concentration	Concentration
Be3130	313.042	S0	.000000	.000000	-.000000
		STD	1.00000	1.00064	-.000640
			Known	Measured	Residual
Element	Wavelength	Standard	Concentration	Concentration	Concentration
B_2496	249.678	S0	.000000	-.000000	.000000
		STD	2.00000	2.00000	.000000
			Known	Measured	Residual
Element	Wavelength	Standard	Concentration	Concentration	Concentration
Cd2265	226.502	S0	.000000	.000000	-.000000
		STD	1.00000	1.00198	-.001980
			Known	Measured	Residual
Element	Wavelength	Standard	Concentration	Concentration	Concentration
Ca3179	317.933	S0	.000000	.000000	-.000000
		STD	20.0000	20.0000	.000000
			Known	Measured	Residual
Element	Wavelength	Standard	Concentration	Concentration	Concentration
Cr2677	267.716	S0	.000000	-.000000	.000000
		STD	2.00000	2.00000	.000000
			Known	Measured	Residual
Element	Wavelength	Standard	Concentration	Concentration	Concentration
Co2286	228.616	S0	.000000	.000000	-.000000
		STD	2.00000	2.00000	.000000
			Known	Measured	Residual
Element	Wavelength	Standard	Concentration	Concentration	Concentration
Cu3247	324.753	S0	.000000	-.000000	.000000
		STD	2.00000	1.99894	.001060
			Known	Measured	Residual
Element	Wavelength	Standard	Concentration	Concentration	Concentration
Fe2714	271.441	S0	.000000	.000000	-.000000
		STD	20.0000	19.1720	.828014
			Known	Measured	Residual
Element	Wavelength	Standard	Concentration	Concentration	Concentration
Li6707	670.784	S0	.000000	-.000000	.000000
		STD	2.00000	2.00000	.000000

Element	Wavelength	Standard	Known Concentration	Measured Concentration	Residual Concentration
Pb2203	220.353	NONE	.000000	.000000	.000000
			.000000	.000000	.000000

Element	Wavelength	Standard	Known Concentration	Measured Concentration	Residual Concentration
Se1960	196.026	NONE	.000000	.000000	.000000
			.000000	.000000	.000000

Standardization Readback Report 04/05/12 08:18:45 AM page 5

Element	Wavelength	Standard	Known Concentration	Measured Concentration	Residual Concentration
Mg2790	279.078	S0	.000000	.000000	-.000000
		STD	20.0000	20.0000	.000000

Element	Wavelength	Standard	Known Concentration	Measured Concentration	Residual Concentration
Mn2576	257.610	S0	.000000	-.000000	.000000
		STD	2.00000	2.00038	-.000380

Element	Wavelength	Standard	Known Concentration	Measured Concentration	Residual Concentration
Mo2020	202.030	S0	.000000	.000000	-.000000
		STD	2.00000	2.00000	.000000

Element	Wavelength	Standard	Known Concentration	Measured Concentration	Residual Concentration
Ni2316	231.604	S0	.000000	.000000	-.000000
		STD	2.00000	2.00000	.000000

Element	Wavelength	Standard	Known Concentration	Measured Concentration	Residual Concentration
K_7664	766.491	S0	.000000	.000000	-.000000
		STD	20.0000	20.0000	.000000

Element	Wavelength	Standard	Known Concentration	Measured Concentration	Residual Concentration
Si2881	288.158	S0	.000000	-.000000	.000000
		STD	2.00000	1.98159	.018410

Element	Wavelength	Standard	Known Concentration	Measured Concentration	Residual Concentration
Ag3280	328.068	S0	.000000	-.000000	.000000
		STD	1.00000	1.00027	-.000274

Element	Wavelength	Standard	Known Concentration	Measured Concentration	Residual Concentration
Na3302	330.232	S0	.000000	-.000000	.000000
		STD	20.0000	20.0000	.000000

Element	Wavelength	Standard	Known Concentration	Measured Concentration	Residual Concentration
Na5889	588.995	S0	.000000	-.000000	.000000
		STD	20.0000	20.0000	.000000

Element	Wavelength	Standard	Known Concentration	Measured Concentration	Residual Concentration
Sr4215	421.552	S0	.000000	-.000000	.000000

Element	Wavelength	Standard	Known Concentration	Measured Concentration	Residual Concentration
		STD	1.00000	1.00048	-.000480
Tl1908	190.864	S0	.000000	-.000000	.000000
		STD	2.00000	2.00644	-.006442

Standardization Readback Report 04/05/12 08:18:45 AM page 6

Element	Wavelength	Standard	Known Concentration	Measured Concentration	Residual Concentration
Sn1899	189.989	S0	.000000	.000000	-.000000
		STD	2.00000	2.00000	.000000

Element	Wavelength	Standard	Known Concentration	Measured Concentration	Residual Concentration
Ti3349	334.941	S0	.000000	-.000000	.000000
		STD	2.00000	2.00000	.000000

Element	Wavelength	Standard	Known Concentration	Measured Concentration	Residual Concentration
V_2924	292.402	S0	.000000	-.000000	.000000
		STD	2.00000	1.98084	.019164

Element	Wavelength	Standard	Known Concentration	Measured Concentration	Residual Concentration
Zn2138	213.856	S0	.000000	-.000000	.000000
		STD	2.00000	2.00245	-.002452

Element	Wavelength	Standard	Known Concentration	Measured Concentration	Residual Concentration
2203/1	220.351	S0	.000000	.000000	-.000000
		STD	2.00000	2.01167	-.011672

Element	Wavelength	Standard	Known Concentration	Measured Concentration	Residual Concentration
2203/2	220.352	S0	.000000	.000000	-.000000
		STD	2.00000	1.99251	.007490

Element	Wavelength	Standard	Known Concentration	Measured Concentration	Residual Concentration
1960/1	196.021	S0	.000000	-.000000	.000000
		STD	2.00000	2.00251	-.002508

Element	Wavelength	Standard	Known Concentration	Measured Concentration	Residual Concentration
1960/2	196.022	S0	.000000	.000000	-.000000
		STD	2.00000	1.99584	.004162

Analysis Report 04/05/12 08:23:38 AM page 1

Method: 20076010 Sample Name: S2 met0312cal_00001 Operator: DCL

Run Time: 04/05/12 08:19:49

Comment: TRACE 61E

Mode: CONC Corr. Factor: 1

Elem	Al3082	Sb2068	As1890	Ba4934	Be3130	B_2496	Cd2265
Units	ppm	ppm	ppm	ppm	ppm	ppm	ppm
Avgc	20.062	2.0021	2.0079	2.0117	1.0046	2.0075	1.0035

file:///c:/tjadata/temp/a040512.TXT

SDev	.108	.0105	.0034	.0080	.0043	.0072	.0045
%RSD	.53872	.52344	.17087	.39667	.42799	.36024	.44968
#1	20.138	2.0095	2.0103	2.0173	1.0076	2.0126	1.0067
#2	19.986	1.9947	2.0054	2.0060	1.0016	2.0024	1.0003
Elem	Ca3179	Cr2677	Co2286	Cu3247	Fe2714	Li6707	Pb2203
Units	ppm	ppm	ppm	ppm	ppm	ppm	ppm
Avge	20.037	2.0041	1.9997	2.0053	20.068	2.0112	2.0120
SDev	.097	.0087	.0087	.0071	.102	.0069	.0133
%RSD	.48199	.43327	.43634	.35542	.50935	.34246	.66050
#1	20.105	2.0102	2.0059	2.0103	20.140	2.0160	2.0214
#2	19.969	1.9979	1.9935	2.0002	19.996	2.0063	2.0026
Elem	Se1960	Mg2790	Mn2576	Mo2020	Ni2316	K_7664	Si2881
Units	ppm	ppm	ppm	ppm	ppm	ppm	ppm
Avge	2.0198	20.017	2.0020	2.0051	2.0346	20.129	2.0004
SDev	.0176	.098	.0092	.0052	.0098	.052	.0094
%RSD	.87012	.48924	.46169	.25959	.48039	.25727	.47154
#1	2.0322	20.087	2.0085	2.0087	2.0415	20.166	2.0070
#2	2.0074	19.948	1.9954	2.0014	2.0276	20.093	1.9937
Elem	Ag3280	Na3302	Na5889	Sr4215	Tl1908	Sn1899	Ti3349
Units	ppm	ppm	ppm	ppm	ppm	ppm	ppm
Avge	1.0021	20.148	20.139	1.0065	2.0100	2.0052	2.0057
SDev	.0037	.106	.045	.0040	.0009	.0041	.0086
%RSD	.37401	.52623	.22463	.40098	.04263	.20587	.42954
#1	1.0048	20.223	20.171	1.0094	2.0094	2.0081	2.0118
#2	.99948	20.073	20.107	1.0037	2.0106	2.0022	1.9996
Elem	V_2924	Zn2138	2203/1	2203/2	1960/1	1960/2	
Units	ppm	ppm	ppm	ppm	ppm	ppm	
Avge	2.0027	2.0049	2.0119	2.0121	2.0138	2.0228	
SDev	.0094	.0089	.0140	.0129	.0274	.0127	
%RSD	.47099	.44537	.69469	.64341	1.3585	.62702	
#1	2.0093	2.0112	2.0218	2.0212	2.0331	2.0318	
#2	1.9960	1.9986	2.0020	2.0029	1.9944	2.0139	
IntStd	1	2	3	4	5	6	7
Mode	*Counts	NOTUSED	NOTUSED	NOTUSED	NOTUSED	NOTUSED	NOTUSED
Elem	Y	--	--	--	--	--	--
Wavlen	371.030	--	--	--	--	--	--
Avge	40910	--	--	--	--	--	--
SDev	187.3833	--	--	--	--	--	--
%RSD	.4580435	--	--	--	--	--	--

Analysis Report

04/05/12 08:23:38 AM

page 2

#1	40777	--	--	--	--	--	--
#2	41042	--	--	--	--	--	--

Method: 20076010 Sample Name: ICV met0412ccv_00001 Operator: DCL
Run Time: 04/05/12 08:23:41
Comment: TRACE 61E
Mode: CONC Corr. Factor: 1

file:///c:/tjadata/temp/a040512.TXT

Elem	Al3082	Sb2068	As1890	Ba4934	Be3130	B_2496	Cd2265
Units	ppm	ppm	ppm	ppm	ppm	ppm	ppm
Avge	2.5262	.50106	.51094	.50765	.51673	.50924	.51176
SDev	.0025	.00202	.00002	.00059	.00067	.00027	.00049
%RSD	.10056	.40227	.00361	.11678	.12954	.05365	.09601

#1	2.5280	.50249	.51095	.50807	.51720	.50904	.51211
#2	2.5244	.49964	.51093	.50723	.51626	.50943	.51141

Elem	Ca3179	Cr2677	Co2286	Cu3247	Fe2714	Li6707	Pb2203
Units	ppm	ppm	ppm	ppm	ppm	ppm	ppm
Avge	12.758	.50825	.50913	.51394	2.5656	.46889	.50795
SDev	.016	.00066	.00002	.00049	.0072	.00038	.00028
%RSD	.12679	.12902	.00464	.09459	.28052	.08210	.05404

#1	12.770	.50871	.50914	.51428	2.5707	.46916	.50776
#2	12.747	.50778	.50911	.51360	2.5605	.46862	.50814

Elem	Se1960	Mg2790	Mn2576	Mo2020	Ni2316	K_7664	Si2881
Units	ppm	ppm	ppm	ppm	ppm	ppm	ppm
Avge	.51923	5.0785	.50230	.51617	.52070	12.401	.96954
SDev	.00097	.0050	.00049	.00149	.00169	.012	.00167
%RSD	.18773	.09816	.09707	.28927	.32535	.09371	.17251

#1	.51992	5.0820	.50264	.51722	.51950	12.393	.97072
#2	.51854	5.0750	.50195	.51511	.52190	12.409	.96835

Elem	Ag3280	Na3302	Na5889	Sr4215	Tl1908	Sn1899	Ti3349
Units	ppm	ppm	ppm	ppm	ppm	ppm	ppm
Avge	.25250	12.983	12.284	.25270	.52289	.51327	.51341
SDev	.00002	.028	.000	.00030	.00125	.00300	.00049
%RSD	.00936	.21936	.00200	.11876	.23856	.58496	.09588

#1	.25252	13.003	12.284	.25291	.52377	.51539	.51376
#2	.25249	12.963	12.284	.25249	.52201	.51115	.51307

Elem	V_2924	Zn2138	2203/1	2203/2	1960/1	1960/2
Units	ppm	ppm	ppm	ppm	ppm	ppm
Avge	.51399	.51640	.50506	.50939	.51385	.52198
SDev	.00103	.00026	.00109	.00014	.00150	.00221
%RSD	.19969	.04946	.21667	.02658	.29237	.42405

#1	.51471	.51658	.50429	.50949	.51279	.52355
#2	.51326	.51622	.50584	.50930	.51491	.52042

IntStd	1	2	3	4	5	6	7
Mode	*Counts	NOTUSED	NOTUSED	NOTUSED	NOTUSED	NOTUSED	NOTUSED

Analysis Report 04/05/12 08:27:29 AM page 3

Elem	Y	--	--	--	--	--	--
Wavlen	371.030	--	--	--	--	--	--
Avge	40765	--	--	--	--	--	--
SDev	114.5513	--	--	--	--	--	--
%RSD	.2810040	--	--	--	--	--	--
#1	40846	--	--	--	--	--	--
#2	40684	--	--	--	--	--	--

Method: 20076010 Sample Name: ICB Operator: DCL
Run Time: 04/05/12 08:27:32

Comment: TRACE 61E
 Mode: CONC Corr. Factor: 1

Elem	Al3082	Sb2068	As1890	Ba4934	Be3130	B_2496	Cd2265
Units	ppm	ppm	ppm	ppm	ppm	ppm	ppm
Avge	-.00093	.00073	.00299	-.00008	.00002	.00247	.00000
SDev	.00410	.00102	.00048	.00004	.00000	.00017	.00005
%RSD	443.12	139.15	16.153	46.481	4.0994	6.9154	2462.3
#1	-.00383	.00145	.00265	-.00011	.00002	.00259	-.00003
#2	.00198	.00001	.00333	-.00006	.00002	.00235	.00003
Elem	Ca3179	Cr2677	Co2286	Cu3247	Fe2714	Li6707	Pb2203
Units	ppm	ppm	ppm	ppm	ppm	ppm	ppm
Avge	-.02864	.00039	-.00008	-.00034	-.00880	.00010	-.00020
SDev	.00280	.00052	.00008	.00010	.00974	.00000	.00045
%RSD	9.7793	133.66	90.402	30.192	110.74	.35716	221.62
#1	-.03062	.00002	-.00003	-.00042	-.01569	.00010	.00012
#2	-.02666	.00076	-.00014	-.00027	-.00191	.00010	-.00052
Elem	Se1960	Mg2790	Mn2576	Mo2020	Ni2316	K_7664	Si2881
Units	ppm	ppm	ppm	ppm	ppm	ppm	ppm
Avge	.00157	-.00399	.00004	.00325	-.00014	-.03319	-.00020
SDev	.00592	.00192	.00004	.00097	.00001	.00805	.00052
%RSD	376.17	48.094	101.02	29.861	4.4792	24.242	263.82
#1	.00576	-.00535	.00001	.00394	-.00013	-.03888	-.00057
#2	-.00261	-.00263	.00006	.00256	-.00014	-.02750	.00017
Elem	Ag3280	Na3302	Na5889	Sr4215	Tl1908	Sn1899	Ti3349
Units	ppm	ppm	ppm	ppm	ppm	ppm	ppm
Avge	-.00011	.00366	-.01189	-.00003	.00400	-.00029	.00022
SDev	.00004	.05524	.00060	.00003	.00286	.00013	.00007
%RSD	41.319	1507.9	5.0380	104.67	71.607	45.529	33.284
#1	-.00014	-.03540	-.01147	-.00005	.00602	-.00039	.00017
#2	-.00007	.04273	-.01232	-.00001	.00197	-.00020	.00027
Elem	V_2924	Zn2138	2203/1	2203/2	1960/1	1960/2	
Units	ppm	ppm	ppm	ppm	ppm	ppm	
Avge	.00028	-.00235	-.00072	.00005	.00403	.00034	
SDev	.00034	.00047	.00049	.00092	.00631	.00572	
%RSD	122.71	20.041	68.472	1730.7	156.36	1669.9	
#1	.00004	-.00268	-.00106	.00070	.00849	.00439	

Analysis Report

04/05/12 08:31:20 AM

page 4

#2	.00052	-.00202	-.00037	-.00060	-.00043	-.00370	
IntStd	1	2	3	4	5	6	7
Mode	*Counts	NOTUSED	NOTUSED	NOTUSED	NOTUSED	NOTUSED	NOTUSED
Elem	Y	--	--	--	--	--	--
Wavlen	371.030	--	--	--	--	--	--
Avge	41413	--	--	--	--	--	--
SDev	24.04163	--	--	--	--	--	--
%RSD	.0580533	--	--	--	--	--	--
#1	41430	--	--	--	--	--	--
#2	41396	--	--	--	--	--	--

file:///c:/tjadata/temp/a040512.TXT

Method: 20076010 Sample Name: CRI met0212low_00003 Operator: DCL

Run Time: 04/05/12 08:31:23

Comment: TRACE 61E

Mode: CONC Corr. Factor: 1

Elem	Al3082	Sb2068	As1890	Ba4934	Be3130	B_2496	Cd2265
Units	ppm	ppm	ppm	ppm	ppm	ppm	ppm
Avge	.07702	.00960	.01147	.00932	.00517	.00916	.00531
SDev	.00406	.00044	.00151	.00010	.00000	.00050	.00013
%RSD	5.2760	4.5769	13.179	1.0659	.06108	5.4792	2.3721

#1	.07414	.00991	.01254	.00925	.00517	.00951	.00522
#2	.07989	.00929	.01040	.00940	.00517	.00880	.00540

Elem	Ca3179	Cr2677	Co2286	Cu3247	Fe2714	Li6707	Pb2203
Units	ppm	ppm	ppm	ppm	ppm	ppm	ppm
Avge	.03954	.00990	.00913	.00931	.07409	.00761	.00945
SDev	.00181	.00005	.00022	.00031	.00564	.00007	.00048
%RSD	4.5829	.53310	2.4244	3.3491	7.6131	.95635	5.1079

#1	.03826	.00994	.00898	.00909	.07010	.00756	.00911
#2	.04082	.00986	.00929	.00953	.07808	.00766	.00979

Elem	Se1960	Mg2790	Mn2576	Mo2020	Ni2316	K_7664	Si2881
Units	ppm	ppm	ppm	ppm	ppm	ppm	ppm
Avge	.01094	.09492	.00934	.01062	.00995	.57154	.00992
SDev	.00007	.00247	.00000	.00006	.00009	.02606	.00171
%RSD	.67308	2.5971	.03817	.53435	.91666	4.5590	17.199

#1	.01089	.09318	.00935	.01058	.00988	.55311	.00872
#2	.01099	.09666	.00934	.01066	.01001	.58996	.01113

Elem	Ag3280	Na3302	Na5889	Sr4215	Tl1908	Sn1899	Ti3349
Units	ppm	ppm	ppm	ppm	ppm	ppm	ppm
Avge	.00491	.58710	.55200	.00400	.00736	.00779	.00966
SDev	.00016	.02908	.00468	.00003	.00214	.00108	.00001
%RSD	3.1666	4.9528	.84767	.61582	29.074	13.822	.10183

#1	.00480	.56654	.54869	.00399	.00585	.00703	.00967
#2	.00502	.60766	.55531	.00402	.00887	.00855	.00966

Elem	V_2924	Zn2138	2203/1	2203/2	1960/1	1960/2
Units	ppm	ppm	ppm	ppm	ppm	ppm
Avge	.00938	.00618	.00485	.01174	.00738	.01272

Analysis Report

04/05/12 08:35:11 AM

page 5

SDev	.00011	.00028	.00243	.00194	.00435	.00206
%RSD	1.1544	4.4923	50.039	16.507	58.921	16.222

#1	.00930	.00598	.00657	.01037	.00430	.01418
#2	.00945	.00638	.00314	.01311	.01045	.01126

IntStd	1	2	3	4	5	6	7
Mode	*Counts	NOTUSED	NOTUSED	NOTUSED	NOTUSED	NOTUSED	NOTUSED
Elem	Y	--	--	--	--	--	--
Wavlen	371.030	--	--	--	--	--	--
Avge	41294	--	--	--	--	--	--
SDev	215.6676	--	--	--	--	--	--
%RSD	.5222670	--	--	--	--	--	--

#1	41447	--	--	--	--	--	--
----	-------	----	----	----	----	----	----

#2 41142 -- -- -- -- -- --

 Method: 20076010 Sample Name: ICSA metisa_00072 Operator: DCL
 Run Time: 04/05/12 08:35:14
 Comment: TRACE 61E
 Mode: CONC Corr. Factor: 1

Elem	Al3082	Sb2068	As1890	Ba4934	Be3130	B_2496	Cd2265
Units	ppm	ppm	ppm	ppm	ppm	ppm	ppm
Avge	495.64	.00334	.00061	.00136	-.00011	-.00378	-.00383
SDev	.06	.00167	.00003	.00005	.00001	.00013	.00006
%RSD	.01210	50.167	5.4827	3.5463	9.4379	3.4028	1.5767

#1	495.68	.00452	.00064	.00133	-.00012	-.00369	-.00379
#2	495.60	.00215	.00059	.00139	-.00011	-.00387	-.00387

Elem	Ca3179	Cr2677	Co2286	Cu3247	Fe2714	Li6707	Pb2203
Units	ppm	ppm	ppm	ppm	ppm	ppm	ppm
Avge	446.94	.00176	-.00064	.01255	193.77	.00423	.00480
SDev	.11	.00025	.00011	.00015	.06	.00001	.00139
%RSD	.02570	14.214	17.784	1.2075	.03030	.11960	28.905

#1	446.86	.00158	-.00056	.01266	193.81	.00424	.00579
#2	447.02	.00193	-.00072	.01244	193.73	.00423	.00382

Elem	Se1960	Mg2790	Mn2576	Mo2020	Ni2316	K_7664	Si2881
Units	ppm	ppm	ppm	ppm	ppm	ppm	ppm
Avge	-.00499	511.12	-.00784	.00028	-.00057	.04202	.01057
SDev	.00161	.53	.00003	.00025	.00022	.01321	.00045
%RSD	32.266	.10346	.33862	88.410	38.374	31.449	4.2890

#1	-.00613	510.74	-.00783	.00045	-.00073	.03267	.01089
#2	-.00385	511.49	-.00786	.00010	-.00042	.05136	.01025

Elem	Ag3280	Na3302	Na5889	Sr4215	Tl1908	Sn1899	Ti3349
Units	ppm	ppm	ppm	ppm	ppm	ppm	ppm
Avge	-.00065	-.02326	.15488	-.00914	-.01271	-.00163	-.00343
SDev	.00031	.00335	.00125	.00000	.00569	.00376	.00009
%RSD	48.549	14.419	.80353	.00580	44.774	230.15	2.7373

#1	-.00087	-.02089	.15400	-.00914	-.00868	.00103	-.00350
#2	-.00042	-.02563	.15576	-.00914	-.01673	-.00429	-.00336

Analysis Report 04/05/12 08:39:01 AM page 6

Elem	V_2924	Zn2138	2203/1	2203/2	1960/1	1960/2
Units	ppm	ppm	ppm	ppm	ppm	ppm
Avge	.00309	-.00522	-.04142	.02791	-.00168	-.00665
SDev	.00020	.00026	.00276	.00070	.00239	.00122
%RSD	6.3906	5.0546	6.6569	2.5226	142.42	18.360

#1	.00295	-.00541	-.03947	.02841	-.00337	-.00751
#2	.00323	-.00504	-.04337	.02742	.00001	-.00579

IntStd	1	2	3	4	5	6	7
Mode	*Counts	NOTUSED	NOTUSED	NOTUSED	NOTUSED	NOTUSED	NOTUSED
Elem	Y	--	--	--	--	--	--
Wavlen	371.030	--	--	--	--	--	--
Avge	37354	--	--	--	--	--	--
SDev	57.27565	--	--	--	--	--	--
%RSD	.1533300	--	--	--	--	--	--

#1	37395	--	--	--	--	--	--
#2	37314	--	--	--	--	--	--

Method: 20076010 Sample Name: ICSAB metisb_00074 Operator: DCL
 Run Time: 04/05/12 08:39:04
 Comment: TRACE 61E
 Mode: CONC Corr. Factor: 1

Elem	Al3082	Sb2068	As1890	Ba4934	Be3130	B_2496	Cd2265
Units	ppm	ppm	ppm	ppm	ppm	ppm	ppm
Avge	509.71	1.0551	1.0413	1.0518	.50364	1.0556	.47803
SDev	1.67	.0062	.0014	.0033	.00102	.0032	.00038
%RSD	.32782	.58536	.13565	.31344	.20338	.30620	.07858

#1	510.89	1.0595	1.0423	1.0541	.50437	1.0578	.47829
#2	508.53	1.0507	1.0403	1.0495	.50292	1.0533	.47776

Elem	Ca3179	Cr2677	Co2286	Cu3247	Fe2714	Li6707	Pb2203
Units	ppm	ppm	ppm	ppm	ppm	ppm	ppm
Avge	458.89	.99191	.96220	1.0979	205.75	1.2004	.99400
SDev	1.09	.00221	.00208	.0040	.46	.0047	.00313
%RSD	.23838	.22334	.21577	.36719	.22163	.39054	.31499

#1	459.67	.99347	.96367	1.1008	206.07	1.2037	.99622
#2	458.12	.99034	.96073	1.0951	205.43	1.1971	.99179

Elem	Se1960	Mg2790	Mn2576	Mo2020	Ni2316	K_7664	Si2881
Units	ppm	ppm	ppm	ppm	ppm	ppm	ppm
Avge	1.0295	527.78	.98981	1.0138	.96708	14.423	1.0267
SDev	.0011	1.34	.00242	.0027	.00571	.066	.0040
%RSD	.10866	.25425	.24444	.26357	.59061	.45982	.39100

#1	1.0288	528.73	.99153	1.0119	.97112	14.470	1.0295
#2	1.0303	526.83	.98810	1.0156	.96304	14.376	1.0239

Elem	Ag3280	Na3302	Na5889	Sr4215	Tl1908	Sn1899	Ti3349
Units	ppm	ppm	ppm	ppm	ppm	ppm	ppm
Avge	.55315	12.125	13.510	.50578	.98399	1.0108	1.0184
SDev	.00213	.026	.053	.00147	.00786	.0006	.0032

Analysis Report 04/05/12 08:42:52 AM page 7

%RSD	.38554	.21632	.38990	.28976	.79837	.06305	.30987
#1	.55466	12.107	13.547	.50682	.97843	1.0113	1.0206
#2	.55164	12.144	13.473	.50474	.98954	1.0104	1.0162

Elem	V_2924	Zn2138	2203/1	2203/2	1960/1	1960/2
Units	ppm	ppm	ppm	ppm	ppm	ppm
Avge	1.0103	1.0368	.94996	1.0160	1.0279	1.0304
SDev	.0024	.0023	.00057	.0050	.0075	.0021
%RSD	.23754	.22100	.06001	.49029	.72745	.19996

#1	1.0120	1.0384	.94955	1.0195	1.0226	1.0319
#2	1.0086	1.0352	.95036	1.0125	1.0331	1.0289

IntStd	1	2	3	4	5	6	7
Mode	*Counts	NOTUSED	NOTUSED	NOTUSED	NOTUSED	NOTUSED	NOTUSED
Elem	Y	--	--	--	--	--	--
Wavlen	371.030	--	--	--	--	--	--
Avge	37444	--	--	--	--	--	--

file:///c:/tjadata/temp/a040512.TXT

SDev	49.49748	--	--	--	--	--	--
%RSD	.1321907	--	--	--	--	--	--
#1	37409	--	--	--	--	--	--
#2	37479	--	--	--	--	--	--

Method: 20076010 Sample Name: CCV met0412ccv_00001 Operator: DCL
Run Time: 04/05/12 08:42:55
Comment: TRACE 61E
Mode: CONC Corr. Factor: 1

Elem	Al3082	Sb2068	As1890	Ba4934	Be3130	B_2496	Cd2265
Units	ppm	ppm	ppm	ppm	ppm	ppm	ppm
Avge	2.5290	.49710	.50836	.50471	.51267	.50306	.50885
SDev	.0064	.00047	.00383	.00128	.00207	.00063	.00235
%RSD	.25460	.09434	.75260	.25309	.40389	.12484	.46256
#1	2.5336	.49677	.51107	.50561	.51413	.50350	.51052
#2	2.5245	.49743	.50566	.50381	.51121	.50262	.50719

Elem	Ca3179	Cr2677	Co2286	Cu3247	Fe2714	Li6707	Pb2203
Units	ppm	ppm	ppm	ppm	ppm	ppm	ppm
Avge	12.669	.50473	.50564	.51002	2.5684	.46762	.50428
SDev	.052	.00188	.00184	.00078	.0084	.00057	.00284
%RSD	.40819	.37344	.36408	.15328	.32615	.12118	.56268
#1	12.706	.50606	.50694	.51057	2.5743	.46802	.50628
#2	12.633	.50340	.50434	.50947	2.5625	.46722	.50227

Elem	Se1960	Mg2790	Mn2576	Mo2020	Ni2316	K_7664	Si2881
Units	ppm	ppm	ppm	ppm	ppm	ppm	ppm
Avge	.51639	5.0730	.49902	.50941	.51239	12.400	.96194
SDev	.00272	.0200	.00177	.00092	.00194	.010	.00252
%RSD	.52608	.39435	.35431	.18086	.37777	.08419	.26215
#1	.51831	5.0871	.50027	.51006	.51376	12.408	.96372
#2	.51447	5.0588	.49777	.50876	.51102	12.393	.96016

Analysis Report

04/05/12 08:46:43 AM

page 8

Elem	Ag3280	Na3302	Na5889	Sr4215	Tl1908	Sn1899	Ti3349
Units	ppm	ppm	ppm	ppm	ppm	ppm	ppm
Avge	.25203	12.942	12.240	.25182	.51575	.51046	.51057
SDev	.00017	.098	.004	.00056	.00110	.00172	.00141
%RSD	.06876	.75978	.03244	.22357	.21223	.33665	.27704
#1	.25215	12.872	12.243	.25222	.51498	.51168	.51157
#2	.25190	13.012	12.237	.25142	.51653	.50925	.50957

Elem	V_2924	Zn2138	2203/1	2203/2	1960/1	1960/2
Units	ppm	ppm	ppm	ppm	ppm	ppm
Avge	.51105	.51338	.50173	.50555	.50998	.51966
SDev	.00230	.00098	.00507	.00172	.00193	.00311
%RSD	.45042	.19122	1.0101	.34066	.37802	.59873
#1	.51268	.51408	.50531	.50677	.51134	.52186
#2	.50942	.51269	.49815	.50433	.50862	.51746

IntStd	1	2	3	4	5	6	7
Mode	*Counts	NOTUSED	NOTUSED	NOTUSED	NOTUSED	NOTUSED	NOTUSED
Elem	Y	--	--	--	--	--	--

Wavlen	371.030	--	--	--	--	--	--
Avge	40938	--	--	--	--	--	--
SDev	54.44722	--	--	--	--	--	--
%RSD	.1329976	--	--	--	--	--	--
#1	40977	--	--	--	--	--	--
#2	40900	--	--	--	--	--	--

Method: 20076010 Sample Name: CCB Operator: DCL
 Run Time: 04/05/12 08:46:46
 Comment: TRACE 61E
 Mode: CONC Corr. Factor: 1

Elem	Al3082	Sb2068	As1890	Ba4934	Be3130	B_2496	Cd2265
Units	ppm	ppm	ppm	ppm	ppm	ppm	ppm
Avge	.00151	-.00048	-.00058	-.00013	-.00004	.00132	-.00014
SDev	.00231	.00429	.00060	.00005	.00002	.00073	.00012
%RSD	152.72	885.32	102.35	37.400	47.108	55.219	83.004
#1	.00314	.00255	-.00016	-.00010	-.00003	.00183	-.00006
#2	-.00012	-.00352	-.00100	-.00017	-.00005	.00080	-.00022

Elem	Ca3179	Cr2677	Co2286	Cu3247	Fe2714	Li6707	Pb2203
Units	ppm	ppm	ppm	ppm	ppm	ppm	ppm
Avge	-.03940	.00011	-.00041	-.00082	-.01726	.00007	-.00069
SDev	.00046	.00036	.00012	.00042	.00304	.00006	.00111
%RSD	1.1685	337.06	30.211	51.103	17.601	97.408	160.49
#1	-.03972	.00036	-.00032	-.00052	-.01941	.00011	.00009
#2	-.03907	-.00015	-.00050	-.00112	-.01512	.00002	-.00148

Elem	Se1960	Mg2790	Mn2576	Mo2020	Ni2316	K_7664	Si2881
Units	ppm	ppm	ppm	ppm	ppm	ppm	ppm
Avge	.00040	-.00352	-.00006	.00244	-.00057	-.03656	-.00331
SDev	.00090	.00149	.00004	.00054	.00016	.02566	.00122
%RSD	225.26	42.339	56.701	22.119	28.266	70.184	36.776

Analysis Report 04/05/12 08:50:34 AM page 9

#1	-.00024	-.00247	-.00004	.00282	-.00069	-.01842	-.00245
#2	.00104	-.00458	-.00009	.00206	-.00046	-.05471	-.00417
Elem	Ag3280	Na3302	Na5889	Sr4215	Tl1908	Sn1899	Ti3349
Units	ppm	ppm	ppm	ppm	ppm	ppm	ppm
Avge	-.00056	-.05405	-.01932	-.00008	.00048	.00085	.00013
SDev	.00002	.01643	.00196	.00002	.00223	.00020	.00008
%RSD	4.4545	30.398	10.121	21.377	462.68	24.199	64.515
#1	-.00058	-.04243	-.01794	-.00007	.00206	.00070	.00019
#2	-.00054	-.06567	-.02070	-.00009	-.00110	.00099	.00007

Elem	V_2924	Zn2138	2203/1	2203/2	1960/1	1960/2
Units	ppm	ppm	ppm	ppm	ppm	ppm
Avge	-.00002	.00049	-.00458	.00125	-.00342	.00231
SDev	.00030	.00019	.00292	.00313	.00833	.00281
%RSD	1660.4	39.433	63.782	250.50	243.39	121.72
#1	.00019	.00035	-.00664	.00346	-.00931	.00430
#2	-.00023	.00062	-.00251	-.00096	.00247	.00032

IntStd	1	2	3	4	5	6	7
--------	---	---	---	---	---	---	---

file:///c:/tjadata/temp/a040512.TXT

Mode	*Counts	NOTUSED	NOTUSED	NOTUSED	NOTUSED	NOTUSED	NOTUSED
Elem	Y	--	--	--	--	--	--
Wavlen	371.030	--	--	--	--	--	--
Avge	41153	--	--	--	--	--	--
SDev	137.1787	--	--	--	--	--	--
%RSD	.3333383	--	--	--	--	--	--
#1	41056	--	--	--	--	--	--
#2	41250	--	--	--	--	--	--

Analysis Report

04/05/12 08:59:49 AM

page 1

Method: 20076010 Sample Name: mb 600-76449/1-a Operator: DCL
 Run Time: 04/05/12 08:56:01
 Comment: TRACE 61E
 Mode: CONC Corr. Factor: 1

Elem	Al3082	Sb2068	As1890	Ba4934	Be3130	B_2496	Cd2265
Units	ppm	ppm	ppm	ppm	ppm	ppm	ppm
Avge	.00029	.00270	.00088	.00134	-.00009	-.00182	.00004
SDev	.00163	.00181	.00106	.00006	.00001	.00073	.00007
%RSD	562.50	66.980	120.95	4.2262	8.6293	39.899	184.18
#1	.00144	.00142	.00163	.00138	-.00009	-.00131	.00009
#2	-.00086	.00398	.00013	.00130	-.00010	-.00233	-.00001
Elem	Ca3179	Cr2677	Co2286	Cu3247	Fe2714	Li6707	Pb2203
Units	ppm	ppm	ppm	ppm	ppm	ppm	ppm
Avge	.44249	.00055	-.00061	.00010	.01262	.00033	-.00032
SDev	.00244	.00000	.00015	.00018	.00017	.00001	.00021
%RSD	.55044	.09992	25.073	179.44	1.3838	2.7525	66.076
#1	.44421	.00055	-.00072	.00023	.01250	.00034	-.00017
#2	.44076	.00055	-.00050	-.00003	.01275	.00032	-.00047
Elem	Se1960	Mg2790	Mn2576	Mo2020	Ni2316	K_7664	Si2881
Units	ppm	ppm	ppm	ppm	ppm	ppm	ppm
Avge	.00142	.01541	.00017	.00007	-.00001	.10786	.00140
SDev	.00123	.00193	.00004	.00070	.00061	.00779	.00042
%RSD	86.648	12.535	21.898	935.71	4226.0	7.2243	30.050
#1	.00229	.01678	.00019	.00057	-.00044	.11337	.00111
#2	.00055	.01405	.00014	-.00042	.00041	.10235	.00170
Elem	Ag3280	Na3302	Na5889	Sr4215	Tl1908	Sn1899	Ti3349
Units	ppm	ppm	ppm	ppm	ppm	ppm	ppm
Avge	-.00017	.32051	.20841	.00027	-.00084	.03140	.00031
SDev	.00018	.01025	.00261	.00000	.00196	.00101	.00000
%RSD	102.40	3.1975	1.2510	.18983	234.01	3.2058	.03043
#1	-.00030	.31326	.20657	.00027	.00055	.03212	.00031
#2	-.00005	.32776	.21026	.00027	-.00222	.03069	.00031
Elem	V_2924	Zn2138	2203/1	2203/2	1960/1	1960/2	
Units	ppm	ppm	ppm	ppm	ppm	ppm	
Avge	.00009	.02873	-.00140	.00021	-.00258	.00342	
SDev	.00013	.00041	.00081	.00073	.00148	.00259	
%RSD	147.42	1.4151	58.128	338.34	57.573	75.688	
#1	.00017	.02902	-.00197	.00073	-.00363	.00525	
#2	-.00000	.02844	-.00082	-.00030	-.00153	.00159	

IntStd	1	2	3	4	5	6	7
Mode	*Counts	NOTUSED	NOTUSED	NOTUSED	NOTUSED	NOTUSED	NOTUSED
Elem	Y	--	--	--	--	--	--
Wavlen	371.030	--	--	--	--	--	--
Avge	40822	--	--	--	--	--	--
SDev	42.42641	--	--	--	--	--	--
%RSD	.1039303	--	--	--	--	--	--

Analysis Report

04/05/12 08:59:49 AM

page 2

#1	40792	--	--	--	--	--	--
#2	40852	--	--	--	--	--	--

Method: 20076010 Sample Name: lcs 600-76449/2-a Operator: DCL

Run Time: 04/05/12 08:59:52

Comment: TRACE 61E

Mode: CONC Corr. Factor: 1

Elem	Al3082	Sb2068	As1890	Ba4934	Be3130	B_2496	Cd2265
Units	ppm	ppm	ppm	ppm	ppm	ppm	ppm
Avge	85.544	.80432	1.3842	2.6595	1.5579	.85507	.68916
SDev	.285	.00586	.0022	.0038	.0028	.00383	.00032
%RSD	.33334	.72818	.15603	.14470	.18023	.44841	.04663

#1	85.746	.80018	1.3827	2.6622	1.5560	.85778	.68938
#2	85.343	.80846	1.3858	2.6568	1.5599	.85235	.68893

Elem	Ca3179	Cr2677	Co2286	Cu3247	Fe2714	Li6707	Pb2203
Units	ppm	ppm	ppm	ppm	ppm	ppm	ppm
Avge	91.525	1.0206	1.4055	1.1087	175.50	.08617	1.3881
SDev	.018	.0002	.0012	.0048	.08	.00038	.0029
%RSD	.01976	.01889	.08322	.43339	.04485	.44082	.20999

#1	91.512	1.0204	1.4063	1.1121	175.56	.08644	1.3860
#2	91.538	1.0207	1.4046	1.1053	175.45	.08590	1.3901

Elem	Se1960	Mg2790	Mn2576	Mo2020	Ni2316	K_7664	Si2881
Units	ppm	ppm	ppm	ppm	ppm	ppm	ppm
Avge	1.9471	41.139	5.1055	.91644	1.2851	48.273	5.8637
SDev	.0139	.021	.0010	.00492	.0053	.285	.0089
%RSD	.71402	.05213	.01979	.53694	.41501	.59034	.15235

#1	1.9373	41.154	5.1062	.91296	1.2889	48.475	5.8700
#2	1.9569	41.124	5.1048	.91992	1.2814	48.072	5.8574

Elem	Ag3280	Na3302	Na5889	Sr4215	Tl1908	Sn1899	Ti3349
Units	ppm	ppm	ppm	ppm	ppm	ppm	ppm
Avge	.46541	3.5615	6.6014	2.4338	1.6348	1.6096	3.9656
SDev	.00103	.0399	.0468	.0065	.0089	.0030	.0005
%RSD	.22034	1.1190	.70965	.26713	.54425	.18796	.01244

#1	.46614	3.5897	6.6345	2.4384	1.6285	1.6118	3.9653
#2	.46468	3.5333	6.5683	2.4292	1.6411	1.6075	3.9660

Elem	V_2924	Zn2138	2203/1	2203/2	1960/1	1960/2
Units	ppm	ppm	ppm	ppm	ppm	ppm
Avge	.63795	2.2258	1.3690	1.3976	1.9058	1.9677
SDev	.00041	.0026	.0008	.0048	.0033	.0225
%RSD	.06447	.11694	.05577	.34014	.17285	1.1435

file:///c:/tjadata/temp/a040512.TXT

#1	.63824	2.2277	1.3695	1.3943	1.9082	1.9518
#2	.63766	2.2240	1.3684	1.4010	1.9035	1.9836

IntStd	1	2	3	4	5	6	7
Mode	*Counts	NOTUSED	NOTUSED	NOTUSED	NOTUSED	NOTUSED	NOTUSED

Analysis Report

04/05/12 09:03:40 AM

page 3

Elem	Y	--	--	--	--	--	--
Wavlen	371.030	--	--	--	--	--	--
Avge	43392	--	--	--	--	--	--
SDev	50.91169	--	--	--	--	--	--
%RSD	.1173297	--	--	--	--	--	--
#1	43356	--	--	--	--	--	--
#2	43428	--	--	--	--	--	--

Method: 20076010 Sample Name: 600-53032-a-1-a@10 Operator: DCL

Run Time: 04/05/12 09:03:43

Comment: TRACE 61E

Mode: CONC Corr. Factor: 1

Elem	Al3082	Sb2068	As1890	Ba4934	Be3130	B_2496	Cd2265
Units	ppm	ppm	ppm	ppm	ppm	ppm	ppm
Avge	.32499	.00629	.00585	3.5253	-.00004	.00089	-.00088
SDev	.00436	.00153	.00029	.0115	.00001	.00038	.00009
%RSD	1.3428	24.331	4.9546	.32711	18.298	42.172	10.134

#1	.32807	.00737	.00565	3.5335	-.00004	.00116	-.00095
#2	.32190	.00521	.00606	3.5172	-.00003	.00063	-.00082

Elem	Ca3179	Cr2677	Co2286	Cu3247	Fe2714	Li6707	Pb2203
Units	ppm	ppm	ppm	ppm	ppm	ppm	ppm
Avge	1.7603	.03176	.00389	.07808	38.014	.00047	.00549
SDev	.0075	.00032	.00013	.00036	.157	.00002	.00091
%RSD	.42330	.99457	3.3589	.45883	.41298	4.1853	16.613

#1	1.7656	.03198	.00398	.07833	38.125	.00049	.00613
#2	1.7551	.03154	.00379	.07783	37.903	.00046	.00484

Elem	Se1960	Mg2790	Mn2576	Mo2020	Ni2316	K_7664	Si2881
Units	ppm	ppm	ppm	ppm	ppm	ppm	ppm
Avge	.00339	3.5295	.26752	.00668	.01493	-.10164	.23016
SDev	.00135	.0186	.00116	.00131	.00042	.01288	.00390
%RSD	39.762	.52634	.43274	19.544	2.7859	12.676	1.6952

#1	.00434	3.5426	.26834	.00761	.01464	-.09253	.23292
#2	.00243	3.5163	.26670	.00576	.01522	-.11075	.22741

Elem	Ag3280	Na3302	Na5889	Sr4215	Tl1908	Sn1899	Ti3349
Units	ppm	ppm	ppm	ppm	ppm	ppm	ppm
Avge	-.00040	-.15250	.00543	3.1699	.00203	.00683	.14415
SDev	.00007	.07122	.00119	.0119	.00202	.00073	.00087
%RSD	16.707	46.700	21.955	.37613	99.585	10.685	.60127

#1	-.00045	-.20285	.00627	3.1783	.00346	.00631	.14476
#2	-.00035	-.10214	.00459	3.1614	.00060	.00735	.14354

Elem	V_2924	Zn2138	2203/1	2203/2	1960/1	1960/2
Units	ppm	ppm	ppm	ppm	ppm	ppm
Avge	.00623	.03536	.00237	.00704	-.00050	.00533

file:///c:/tjadata/temp/a040512.TXT

SDev	.00043	.00004	.00012	.00143	.00158	.00281
%RSD	6.9310	.12486	4.9844	20.242	312.46	52.670
#1	.00654	.03533	.00228	.00805	-.00162	.00732

Analysis Report

04/05/12 09:07:31 AM

page 4

#2	.00593	.03539	.00245	.00604	.00061	.00335	
IntStd	1	2	3	4	5	6	7
Mode	*Counts	NOTUSED	NOTUSED	NOTUSED	NOTUSED	NOTUSED	NOTUSED
Elem	Y	--	--	--	--	--	--
Wavlen	371.030	--	--	--	--	--	--
Avge	41473	--	--	--	--	--	--
SDev	63.63961	--	--	--	--	--	--
%RSD	.1534483	--	--	--	--	--	--
#1	41428	--	--	--	--	--	--
#2	41518	--	--	--	--	--	--

Method: 20076010 Sample Name: 600-53032-a-2-a@10 Operator: DCL

Run Time: 04/05/12 09:07:34

Comment: TRACE 61E

Mode: CONC Corr. Factor: 1

Elem	Al3082	Sb2068	As1890	Ba4934	Be3130	B_2496	Cd2265
Units	ppm	ppm	ppm	ppm	ppm	ppm	ppm
Avge	216.96	.00082	.00413	.02011	-.00008	.00162	-.00049
SDev	1.09	.00135	.00003	.00011	.00001	.00012	.00009
%RSD	.50304	163.93	.77244	.55221	10.784	7.1838	18.369
#1	217.73	-.00013	.00411	.02019	-.00007	.00170	-.00055
#2	216.19	.00177	.00416	.02003	-.00008	.00153	-.00042
Elem	Ca3179	Cr2677	Co2286	Cu3247	Fe2714	Li6707	Pb2203
Units	ppm	ppm	ppm	ppm	ppm	ppm	ppm
Avge	.89704	.00916	.00083	.02678	3.0370	.00060	.00398
SDev	.00308	.00010	.00005	.00012	.0066	.00003	.00023
%RSD	.34305	1.0321	6.1159	.43759	.21761	4.4920	5.8525
#1	.89921	.00923	.00086	.02670	3.0417	.00058	.00415
#2	.89486	.00909	.00079	.02686	3.0324	.00062	.00382
Elem	Se1960	Mg2790	Mn2576	Mo2020	Ni2316	K_7664	Si2881
Units	ppm	ppm	ppm	ppm	ppm	ppm	ppm
Avge	.00015	1.6769	.05901	.00079	.00991	-.02938	.44076
SDev	.00231	.0030	.00020	.00043	.00020	.01562	.00137
%RSD	1592.5	.17993	.33662	54.978	2.0410	53.172	.31026
#1	-.00149	1.6790	.05915	.00048	.00977	-.04043	.44173
#2	.00178	1.6748	.05886	.00110	.01005	-.01834	.43979
Elem	Ag3280	Na3302	Na5889	Sr4215	Tl1908	Sn1899	Ti3349
Units	ppm	ppm	ppm	ppm	ppm	ppm	ppm
Avge	-.00015	.39837	.33727	.00491	-.00010	.00242	.03633
SDev	.00004	.03838	.00173	.00001	.00507	.00106	.00000
%RSD	30.032	9.6338	.51371	.17001	5098.0	43.789	.00804
#1	-.00018	.42550	.33850	.00491	-.00368	.00317	.03634
#2	-.00012	.37123	.33605	.00490	.00348	.00167	.03633
Elem	V_2924	Zn2138	2203/1	2203/2	1960/1	1960/2	

Units	ppm	ppm	ppm	ppm	ppm	ppm
Avg	.02076	.02375	-.01339	.01267	.00271	-.00114

Analysis Report

04/05/12 09:11:22 AM

page 5

SDev	.00003	.00008	.00020	.00025	.00515	.00089
%RSD	.14380	.33335	1.4975	1.9693	190.49	78.137

#1	.02074	.02369	-.01325	.01285	-.00094	-.00176
#2	.02078	.02380	-.01353	.01250	.00635	-.00051

IntStd	1	2	3	4	5	6	7
Mode	*Counts	NOTUSED	NOTUSED	NOTUSED	NOTUSED	NOTUSED	NOTUSED
Elem	Y	--	--	--	--	--	--
Wavlen	371.030	--	--	--	--	--	--
Avg	40716	--	--	--	--	--	--
SDev	50.20458	--	--	--	--	--	--
%RSD	.1233058	--	--	--	--	--	--

#1	40751	--	--	--	--	--	--
#2	40680	--	--	--	--	--	--

Method: 20076010 Sample Name: 600-53032-a-3-a@10 Operator: DCL
Run Time: 04/05/12 09:11:25
Comment: TRACE 61E
Mode: CONC Corr. Factor: 1

Elem	Al3082	Sb2068	As1890	Ba4934	Be3130	B_2496	Cd2265
Units	ppm	ppm	ppm	ppm	ppm	ppm	ppm
Avg	19.677	.00233	.00324	.03123	.00129	.09816	-.00010
SDev	.003	.00069	.00096	.00008	.00000	.00012	.00001
%RSD	.01636	29.595	29.684	.24837	.09419	.12320	9.3984

#1	19.675	.00184	.00256	.03128	.00129	.09808	-.00011
#2	19.679	.00282	.00392	.03117	.00129	.09825	-.00009

Elem	Ca3179	Cr2677	Co2286	Cu3247	Fe2714	Li6707	Pb2203
Units	ppm	ppm	ppm	ppm	ppm	ppm	ppm
Avg	85.870	.00929	.00086	.14430	3.3765	.04630	.00119
SDev	.117	.00002	.00000	.00024	.0119	.00004	.00106
%RSD	.13668	.17895	.13847	.16468	.35109	.08650	88.713

#1	85.953	.00931	.00086	.14414	3.3849	.04632	.00194
#2	85.787	.00928	.00086	.14447	3.3681	.04627	.00044

Elem	Se1960	Mg2790	Mn2576	Mo2020	Ni2316	K_7664	Si2881
Units	ppm	ppm	ppm	ppm	ppm	ppm	ppm
Avg	.00054	1.3971	.25262	.00062	.00062	5.5721	.78798
SDev	.00118	.0001	.00032	.00025	.00050	.0122	.00281
%RSD	218.43	.00595	.12806	39.927	80.937	.21830	.35663

#1	-.00029	1.3972	.25285	.00044	.00026	5.5635	.78997
#2	.00137	1.3971	.25239	.00079	.00097	5.5807	.78599

Elem	Ag3280	Na3302	Na5889	Sr4215	Tl1908	Sn1899	Ti3349
Units	ppm	ppm	ppm	ppm	ppm	ppm	ppm
Avg	-.00018	12.569	11.965	.28682	-.00177	.00424	.42292
SDev	.00024	.029	.002	.00050	.00038	.00151	.00073
%RSD	130.20	.23469	.01437	.17506	21.306	35.649	.17282

#1	-.00035	12.548	11.966	.28717	-.00204	.00531	.42343
#2	-.00001	12.590	11.964	.28646	-.00150	.00317	.42240

Analysis Report

04/05/12 09:15:13 AM

page 6

Elem	V_2924	Zn2138	2203/1	2203/2	1960/1	1960/2
Units	ppm	ppm	ppm	ppm	ppm	ppm
Avge	.00354	.01867	-.00085	.00222	.00029	.00066
SDev	.00005	.00014	.00278	.00020	.00157	.00098
%RSD	1.2845	.73893	325.27	8.9763	531.86	148.68

#1	.00358	.01857	.00111	.00236	-.00081	-.00003
#2	.00351	.01876	-.00282	.00207	.00140	.00136

IntStd	1	2	3	4	5	6	7
Mode	*Counts	NOTUSED	NOTUSED	NOTUSED	NOTUSED	NOTUSED	NOTUSED
Elem	Y	--	--	--	--	--	--
Wavlen	371.030	--	--	--	--	--	--
Avge	41264	--	--	--	--	--	--
SDev	125.1579	--	--	--	--	--	--
%RSD	.3033138	--	--	--	--	--	--

#1	41352	--	--	--	--	--	--
#2	41175	--	--	--	--	--	--

Method: 20076010 Sample Name: 600-53032-a-4-a@10 Operator: DCL
Run Time: 04/05/12 09:15:16
Comment: TRACE 61E
Mode: CONC Corr. Factor: 1

Elem	Al3082	Sb2068	As1890	Ba4934	Be3130	B_2496	Cd2265
Units	ppm	ppm	ppm	ppm	ppm	ppm	ppm
Avge	1.2558	-.00179	.00315	.02995	.00019	.01326	-.00013
SDev	.0022	.00316	.00009	.00001	.00000	.00001	.00004
%RSD	.17416	176.10	2.8181	.03532	.03531	.07378	29.240

#1	1.2574	-.00403	.00309	.02996	.00019	.01325	-.00011
#2	1.2543	.00044	.00321	.02994	.00019	.01327	-.00016

Elem	Ca3179	Cr2677	Co2286	Cu3247	Fe2714	Li6707	Pb2203
Units	ppm	ppm	ppm	ppm	ppm	ppm	ppm
Avge	140.14	.00077	.25208	-.00027	1.1523	.39576	.00143
SDev	.32	.00018	.00107	.00009	.0141	.00077	.00200
%RSD	.22658	23.693	.42324	33.671	1.2220	.19377	140.00

#1	140.37	.00090	.25284	-.00033	1.1623	.39630	.00284
#2	139.92	.00064	.25133	-.00020	1.1424	.39521	.00001

Elem	Se1960	Mg2790	Mn2576	Mo2020	Ni2316	K_7664	Si2881
Units	ppm	ppm	ppm	ppm	ppm	ppm	ppm
Avge	.00244	11.926	.27862	-.00039	.00046	-.00012	1.5267
SDev	.00284	.029	.00056	.00082	.00000	.00962	.0047
%RSD	116.48	.24588	.20164	210.41	.03062	8003.4	.30568

#1	.00444	11.947	.27902	-.00097	.00046	.00668	1.5300
#2	.00043	11.905	.27822	.00019	.00046	-.00692	1.5234

Elem	Ag3280	Na3302	Na5889	Sr4215	Tl1908	Sn1899	Ti3349
Units	ppm	ppm	ppm	ppm	ppm	ppm	ppm
Avge	.00008	.39294	.42019	.11058	-.00367	.00596	.05396
SDev	.00004	.05128	.00216	.00009	.00054	.00168	.00015

Analysis Report

04/05/12 09:19:04 AM

page 7

%RSD	57.576	13.051	.51395	.08480	14.636	28.120	.28764
#1	.00011	.42921	.42172	.11064	-.00405	.00714	.05407
#2	.00005	.35668	.41867	.11051	-.00329	.00477	.05385
Elem	V_2924	Zn2138	2203/1	2203/2	1960/1	1960/2	
Units	ppm	ppm	ppm	ppm	ppm	ppm	
Avge	.00143	.00771	.00076	.00176	.00326	.00202	
SDev	.00013	.00008	.00212	.00194	.00240	.00305	
%RSD	8.7518	1.0521	278.89	110.01	73.687	150.90	
#1	.00134	.00765	.00226	.00313	.00495	.00418	
#2	.00152	.00776	-.00074	.00039	.00156	-.00014	
IntStd	1	2	3	4	5	6	7
Mode	*Counts	NOTUSED	NOTUSED	NOTUSED	NOTUSED	NOTUSED	NOTUSED
Elem	Y	--	--	--	--	--	--
Wavlen	371.030	--	--	--	--	--	--
Avge	40750	--	--	--	--	--	--
SDev	53.03301	--	--	--	--	--	--
%RSD	.1301407	--	--	--	--	--	--
#1	40713	--	--	--	--	--	--
#2	40788	--	--	--	--	--	--

Method: 20076010 Sample Name: 600-53032-a-5-a@10 Operator: DCL
 Run Time: 04/05/12 09:19:08
 Comment: TRACE 61E
 Mode: CONC Corr. Factor: 1

Elem	Al3082	Sb2068	As1890	Ba4934	Be3130	B_2496	Cd2265
Units	ppm	ppm	ppm	ppm	ppm	ppm	ppm
Avge	.00283	-.00006	.00264	.00046	-.00018	.00027	-.00000
SDev	.00140	.00057	.00059	.00003	.00001	.00015	.00010
%RSD	49.511	952.53	22.284	5.9172	3.5957	56.547	10448.
#1	.00382	.00034	.00306	.00048	-.00017	.00038	.00007
#2	.00184	-.00046	.00222	.00044	-.00018	.00016	-.00007
Elem	Ca3179	Cr2677	Co2286	Cu3247	Fe2714	Li6707	Pb2203
Units	ppm	ppm	ppm	ppm	ppm	ppm	ppm
Avge	-.00628	.00004	-.00025	-.00068	-.00514	-.00038	.00012
SDev	.00361	.00017	.00003	.00006	.00426	.00002	.00046
%RSD	57.502	414.46	10.652	8.1900	82.927	4.2702	390.37
#1	-.00372	.00017	-.00026	-.00072	-.00213	-.00037	-.00021
#2	-.00883	-.00008	-.00023	-.00064	-.00816	-.00039	.00044
Elem	Se1960	Mg2790	Mn2576	Mo2020	Ni2316	K_7664	Si2881
Units	ppm	ppm	ppm	ppm	ppm	ppm	ppm
Avge	.00175	-.04103	-.00008	-.00036	-.00021	-.26711	-.00281
SDev	.00072	.00245	.00002	.00048	.00014	.01580	.00011
%RSD	41.414	5.9705	22.049	133.31	68.317	5.9161	3.9707
#1	.00226	-.03929	-.00007	-.00002	-.00011	-.25593	-.00289
#2	.00124	-.04276	-.00009	-.00069	-.00031	-.27828	-.00273

file:///c:/tjadata/temp/a040512.TXT

Elem	Ag3280	Na3302	Na5889	Sr4215	Tl1908	Sn1899	Ti3349
Units	ppm	ppm	ppm	ppm	ppm	ppm	ppm
Avge	-.00008	.04540	-.02049	-.00015	-.00572	.00864	.00006
SDev	.00019	.06487	.00047	.00002	.00007	.00193	.00006
%RSD	235.33	142.87	2.2992	13.116	1.1440	22.364	89.408

#1	.00005	-.00047	-.02015	-.00014	-.00568	.00727	.00010
#2	-.00022	.09127	-.02082	-.00017	-.00577	.01001	.00002

Elem	V_2924	Zn2138	2203/1	2203/2	1960/1	1960/2
Units	ppm	ppm	ppm	ppm	ppm	ppm
Avge	-.00005	.00496	-.00100	.00068	.00419	.00053
SDev	.00006	.00005	.00222	.00042	.00176	.00020
%RSD	133.82	1.0685	221.70	61.970	42.083	38.770

#1	-.00000	.00500	-.00257	.00097	.00543	.00067
#2	-.00009	.00492	.00057	.00038	.00294	.00038

IntStd	1	2	3	4	5	6	7
Mode	*Counts	NOTUSED	NOTUSED	NOTUSED	NOTUSED	NOTUSED	NOTUSED
Elem	Y	--	--	--	--	--	--
Wavlen	371.030	--	--	--	--	--	--
Avge	42277	--	--	--	--	--	--
SDev	97.58073	--	--	--	--	--	--
%RSD	.2308128	--	--	--	--	--	--

#1	42208	--	--	--	--	--	--
#2	42346	--	--	--	--	--	--

Method: 20076010 Sample Name: 600-53032-a-6-a@10 Operator: DCL

Run Time: 04/05/12 09:22:59

Comment: TRACE 61E

Mode: CONC Corr. Factor: 1

Elem	Al3082	Sb2068	As1890	Ba4934	Be3130	B_2496	Cd2265
Units	ppm	ppm	ppm	ppm	ppm	ppm	ppm
Avge	1.7942	.00048	.00342	5.3991	-.00016	-.00037	-.00008
SDev	.0077	.00294	.00129	.0103	.00001	.00011	.00007
%RSD	.42995	614.61	37.640	.19119	8.4467	30.518	90.424

#1	1.7996	-.00160	.00251	5.4064	-.00017	-.00029	-.00013
#2	1.7887	.00256	.00433	5.3918	-.00015	-.00045	-.00003

Elem	Ca3179	Cr2677	Co2286	Cu3247	Fe2714	Li6707	Pb2203
Units	ppm	ppm	ppm	ppm	ppm	ppm	ppm
Avge	2.8331	.00372	.00292	.01096	4.6224	.00080	.00592
SDev	.0030	.00020	.00009	.00019	.0113	.00008	.00044
%RSD	.10423	5.2862	3.0045	1.7822	.24459	9.9566	7.4413

#1	2.8310	.00359	.00286	.01082	4.6144	.00075	.00561
#2	2.8352	.00386	.00298	.01110	4.6304	.00086	.00623

Elem	Se1960	Mg2790	Mn2576	Mo2020	Ni2316	K_7664	Si2881
Units	ppm	ppm	ppm	ppm	ppm	ppm	ppm
Avge	.00108	5.8144	.14950	-.00000	.00328	-.00858	.29949
SDev	.00023	.0038	.00011	.00034	.00024	.16552	.00036
%RSD	21.676	.06523	.07396	8777.7	7.3492	1928.5	.11846

Analysis Report

04/05/12 09:26:47 AM

page 9

#1	.00091	5.8117	.14942	.00024	.00345	-.12562	.29924
----	--------	--------	--------	--------	--------	---------	--------

file:///c:/tjadata/temp/a040512.TXT

#2	.00124	5.8171	.14958	-.00025	.00311	.10846	.29974
Elem	Ag3280	Na3302	Na5889	Sr4215	Tl1908	Sn1899	Ti3349
Units	ppm	ppm	ppm	ppm	ppm	ppm	ppm
Avge	-.00003	-.07954	.01824	4.3630	-.00219	.00558	.17254
SDev	.00046	.12319	.00251	.0120	.00035	.00004	.00016
%RSD	1779.6	154.87	13.758	.27419	15.853	.76906	.09366
#1	-.00035	-.16665	.01647	4.3714	-.00243	.00561	.17242
#2	.00030	.00757	.02001	4.3545	-.00194	.00555	.17265
Elem	V_2924	Zn2138	2203/1	2203/2	1960/1	1960/2	
Units	ppm	ppm	ppm	ppm	ppm	ppm	
Avge	.00363	.01328	.00566	.00605	.00262	.00031	
SDev	.00025	.00001	.00144	.00006	.00218	.00144	
%RSD	6.8744	.05559	25.503	.99938	83.121	468.70	
#1	.00345	.01329	.00464	.00609	.00416	-.00071	
#2	.00381	.01328	.00668	.00601	.00108	.00132	
IntStd	1	2	3	4	5	6	7
Mode	*Counts	NOTUSED	NOTUSED	NOTUSED	NOTUSED	NOTUSED	NOTUSED
Elem	Y	--	--	--	--	--	--
Wavlen	371.030	--	--	--	--	--	--
Avge	41611	--	--	--	--	--	--
SDev	217.7889	--	--	--	--	--	--
%RSD	.5233926	--	--	--	--	--	--
#1	41765	--	--	--	--	--	--
#2	41457	--	--	--	--	--	--

Method: 20076010 Sample Name: 600-52867-a-1-a Operator: DCL
Run Time: 04/05/12 09:26:50
Comment: TRACE 61E
Mode: CONC Corr. Factor: 1

Elem	Al3082	Sb2068	As1890	Ba4934	Be3130	B_2496	Cd2265
Units	ppm	ppm	ppm	ppm	ppm	ppm	ppm
Avge	165.86	.00323	.18399	1.3651	.01223	.07936	-.00120
SDev	.06	.00126	.00231	.0011	.00002	.00026	.00011
%RSD	.03379	38.858	1.2528	.08155	.12910	.32741	9.2878
#1	165.82	.00412	.18236	1.3659	.01224	.07917	-.00128
#2	165.90	.00234	.18562	1.3643	.01222	.07954	-.00113
Elem	Ca3179	Cr2677	Co2286	Cu3247	Fe2714	Li6707	Pb2203
Units	ppm	ppm	ppm	ppm	ppm	ppm	ppm
Avge	879.41	.22450	.12918	.23684	254.29	.12936	.21545
SDev	.29	.00009	.00012	.00000	.04	.00008	.00136
%RSD	.03332	.03833	.09118	.00037	.01492	.06073	.62894
#1	879.20	.22444	.12926	.23684	254.32	.12930	.21449
#2	879.62	.22457	.12909	.23684	254.27	.12941	.21640
Elem	Se1960	Mg2790	Mn2576	Mo2020	Ni2316	K_7664	Si2881

Analysis Report

04/05/12 09:30:38 AM

page 10

Units	ppm	ppm	ppm	ppm	ppm	ppm	ppm
Avge	-.00416	29.005	9.8049	.01270	.34814	32.209	7.3132
SDev	.00176	.030	.0009	.00019	.00055	.005	.0024
%RSD	42.332	.10191	.00937	1.5260	.15848	.01693	.03297

file:///c:/tjadata/temp/a040512.TXT

#1	-.00292	28.984	9.8043	.01256	.34853	32.205	7.3114
#2	-.00541	29.026	9.8056	.01283	.34774	32.213	7.3149
Elem	Ag3280	Na3302	Na5889	Sr4215	Tl1908	Sn1899	Ti3349
Units	ppm	ppm	ppm	ppm	ppm	ppm	ppm
Avge	-.00318	3.0923	3.5207	4.3634	-.02418	.03305	.31460
SDev	.00020	.0119	.0021	.0020	.00026	.00015	.00033
%RSD	6.3435	.38505	.06103	.04565	1.0927	.46801	.10377

#1	-.00304	3.1007	3.5192	4.3648	-.02437	.03316	.31437
#2	-.00332	3.0839	3.5222	4.3620	-.02399	.03294	.31483

Elem	V_2924	Zn2138	2203/1	2203/2	1960/1	1960/2	
Units	ppm	ppm	ppm	ppm	ppm	ppm	
Avge	.67215	.86862	.19230	.22702	-.00945	-.00152	
SDev	.00029	.00057	.00169	.00119	.00121	.00325	
%RSD	.04263	.06534	.88045	.52242	12.851	213.45	

#1	.67235	.86822	.19110	.22618	-.01030	.00078	
#2	.67194	.86902	.19350	.22786	-.00859	-.00382	

IntStd	1	2	3	4	5	6	7
Mode	*Counts	NOTUSED	NOTUSED	NOTUSED	NOTUSED	NOTUSED	NOTUSED
Elem	Y	--	--	--	--	--	--
Wavlen	371.030	--	--	--	--	--	--
Avge	45401	--	--	--	--	--	--
SDev	31.11270	--	--	--	--	--	--
%RSD	.0685287	--	--	--	--	--	--
#1	45423	--	--	--	--	--	--
#2	45379	--	--	--	--	--	--

Method: 20076010 Sample Name: 600-52867-a-2-a Operator: DCL
Run Time: 04/05/12 09:30:41
Comment: TRACE 61E
Mode: CONC Corr. Factor: 1

Elem	Al3082	Sb2068	As1890	Ba4934	Be3130	B_2496	Cd2265
Units	ppm	ppm	ppm	ppm	ppm	ppm	ppm
Avge	139.76	.00527	.16588	1.1628	.01086	.08101	-.00053
SDev	.09	.00026	.00164	.0002	.00002	.00081	.00011
%RSD	.06143	4.9166	.98889	.01968	.19842	1.0036	20.202

#1	139.70	.00508	.16472	1.1626	.01088	.08044	-.00045
#2	139.82	.00545	.16704	1.1630	.01085	.08159	-.00060

Elem	Ca3179	Cr2677	Co2286	Cu3247	Fe2714	Li6707	Pb2203
Units	ppm	ppm	ppm	ppm	ppm	ppm	ppm
Avge	973.73	.19185	.11833	.21335	239.05	.11890	.23206
SDev	1.63	.00012	.00010	.00062	.04	.00021	.00053
%RSD	.16732	.06369	.08344	.29053	.01585	.17777	.23008

Analysis Report

04/05/12 09:34:29 AM

page 11

#1	974.88	.19176	.11840	.21291	239.08	.11875	.23168
#2	972.58	.19193	.11826	.21379	239.02	.11905	.23244

Elem	Se1960	Mg2790	Mn2576	Mo2020	Ni2316	K_7664	Si2881
Units	ppm	ppm	ppm	ppm	ppm	ppm	ppm

file:///c:/tjadata/temp/a040512.TXT

Avge	-.00217	25.494	8.3864	.01311	.31465	32.065	6.4082
SDev	.00212	.004	.0003	.00005	.00131	.031	.0025
%RSD	97.641	.01604	.00298	.39536	.41675	.09549	.03932
#1	-.00067	25.491	8.3866	.01315	.31373	32.044	6.4065
#2	-.00366	25.497	8.3862	.01307	.31558	32.087	6.4100

Elem	Ag3280	Na3302	Na5889	Sr4215	Tl1908	Sn1899	Ti3349
Units	ppm	ppm	ppm	ppm	ppm	ppm	ppm
Avge	-.00338	2.2577	2.6242	5.0595	-.02303	.03289	.28885
SDev	.00002	.0311	.0024	.0023	.00455	.00099	.00006
%RSD	.63912	1.3778	.09001	.04622	19.739	3.0219	.02208
#1	-.00337	2.2357	2.6225	5.0578	-.02624	.03219	.28889
#2	-.00340	2.2796	2.6258	5.0611	-.01981	.03359	.28880

Elem	V_2924	Zn2138	2203/1	2203/2	1960/1	1960/2	
Units	ppm	ppm	ppm	ppm	ppm	ppm	
Avge	.55162	.93788	.21178	.24220	-.00622	-.00014	
SDev	.00041	.00077	.00031	.00064	.00091	.00272	
%RSD	.07433	.08267	.14674	.26651	14.623	1911.1	
#1	.55133	.93733	.21156	.24174	-.00557	.00178	
#2	.55191	.93843	.21200	.24266	-.00686	-.00207	

IntStd	1	2	3	4	5	6	7
Mode	*Counts	NOTUSED	NOTUSED	NOTUSED	NOTUSED	NOTUSED	NOTUSED
Elem	Y	--	--	--	--	--	--
Wavlen	371.030	--	--	--	--	--	--
Avge	44574	--	--	--	--	--	--
SDev	15.55635	--	--	--	--	--	--
%RSD	.0349001	--	--	--	--	--	--
#1	44585	--	--	--	--	--	--
#2	44563	--	--	--	--	--	--

Method: 20076010 Sample Name: CCV met0412ccv_00001 Operator: DCL
Run Time: 04/05/12 09:34:32
Comment: TRACE 61E
Mode: CONC Corr. Factor: 1

Elem	Al3082	Sb2068	As1890	Ba4934	Be3130	B_2496	Cd2265
Units	ppm	ppm	ppm	ppm	ppm	ppm	ppm
Avge	2.4546	.49335	.50006	.49925	.49788	.49638	.50685
SDev	.0061	.00225	.00230	.00066	.00039	.00002	.00011
%RSD	.24742	.45533	.46069	.13308	.07884	.00332	.02084
#1	2.4589	.49177	.49843	.49972	.49816	.49639	.50693
#2	2.4503	.49494	.50169	.49878	.49760	.49637	.50678

Analysis Report

04/05/12 09:38:20 AM

page 12

Elem	Ca3179	Cr2677	Co2286	Cu3247	Fe2714	Li6707	Pb2203
Units	ppm	ppm	ppm	ppm	ppm	ppm	ppm
Avge	12.490	.49262	.49205	.49543	2.5451	.46228	.49504
SDev	.011	.00026	.00014	.00122	.0111	.00184	.00097
%RSD	.08782	.05274	.02851	.24697	.43772	.39865	.19689
#1	12.498	.49281	.49215	.49629	2.5372	.46358	.49435
#2	12.482	.49244	.49195	.49456	2.5529	.46098	.49573

Elem	Se1960	Mg2790	Mn2576	Mo2020	Ni2316	K_7664	Si2881
Units	ppm	ppm	ppm	ppm	ppm	ppm	ppm
Avge	.49928	4.9376	.48846	.49969	.51016	12.237	.94401
SDev	.00281	.0034	.00013	.00013	.00035	.057	.00076
%RSD	.56359	.06967	.02704	.02557	.06850	.46695	.08059

#1	.49729	4.9400	.48855	.49978	.50991	12.278	.94455
#2	.50127	4.9352	.48836	.49960	.51041	12.197	.94348

Elem	Ag3280	Na3302	Na5889	Sr4215	Tl1908	Sn1899	Ti3349
Units	ppm	ppm	ppm	ppm	ppm	ppm	ppm
Avge	.24780	12.825	12.033	.24873	.51237	.49948	.50262
SDev	.00017	.030	.075	.00029	.00369	.00208	.00072
%RSD	.06877	.23260	.62466	.11755	.72000	.41554	.14357

#1	.24768	12.846	12.086	.24894	.50976	.49801	.50313
#2	.24792	12.804	11.979	.24852	.51498	.50095	.50211

Elem	V_2924	Zn2138	2203/1	2203/2	1960/1	1960/2	
Units	ppm	ppm	ppm	ppm	ppm	ppm	
Avge	.49993	.50861	.48494	.50009	.48468	.50664	
SDev	.00001	.00056	.00291	.00001	.00537	.00153	
%RSD	.00265	.11103	.60081	.00105	1.1088	.30275	

#1	.49994	.50901	.48288	.50008	.48088	.50556	
#2	.49992	.50821	.48700	.50009	.48848	.50773	

IntStd	1	2	3	4	5	6	7
Mode	*Counts	NOTUSED	NOTUSED	NOTUSED	NOTUSED	NOTUSED	NOTUSED
Elem	Y	--	--	--	--	--	--
Wavlen	371.030	--	--	--	--	--	--
Avge	41424	--	--	--	--	--	--
SDev	43.13351	--	--	--	--	--	--
%RSD	.1041281	--	--	--	--	--	--
#1	41454	--	--	--	--	--	--
#2	41393	--	--	--	--	--	--

Method: 20076010 Sample Name: CCB Operator: DCL
Run Time: 04/05/12 09:38:23
Comment: TRACE 61E
Mode: CONC Corr. Factor: 1

Elem	Al3082	Sb2068	As1890	Ba4934	Be3130	B_2496	Cd2265
Units	ppm	ppm	ppm	ppm	ppm	ppm	ppm
Avge	.01817	.00052	.00197	-.00009	-.00023	.00094	-.00013
SDev	.00109	.00149	.00175	.00004	.00001	.00031	.00007

Analysis Report 04/05/12 09:42:11 AM page 13

%RSD	5.9825	286.49	88.515	39.055	5.2736	33.327	54.145
#1	.01740	-.00053	.00321	-.00007	-.00022	.00072	-.00017
#2	.01894	.00157	.00074	-.00012	-.00024	.00116	-.00008

Elem	Ca3179	Cr2677	Co2286	Cu3247	Fe2714	Li6707	Pb2203
Units	ppm	ppm	ppm	ppm	ppm	ppm	ppm
Avge	-.03347	.00032	-.00011	-.00155	-.01181	.00006	-.00004
SDev	.00007	.00015	.00061	.00021	.02791	.00001	.00067
%RSD	.21076	46.911	570.48	13.736	236.22	14.315	1804.0

#1	-.03342	.00021	-.00054	-.00140	-.03155	.00005	-.00051
#2	-.03352	.00042	.00032	-.00170	.00792	.00007	.00044
Elem	Se1960	Mg2790	Mn2576	Mo2020	Ni2316	K_7664	Si2881
Units	ppm	ppm	ppm	ppm	ppm	ppm	ppm
Avge	.00064	-.00262	-.00000	.00116	-.00033	-.01863	-.00563
SDev	.00328	.00059	.00002	.00068	.00096	.00045	.00008
%RSD	509.99	22.677	3806.2	58.586	288.35	2.4404	1.3887

#1	.00296	-.00304	.00001	.00164	-.00102	-.01895	-.00558
#2	-.00167	-.00220	-.00001	.00068	.00035	-.01831	-.00569

Elem	Ag3280	Na3302	Na5889	Sr4215	Tl1908	Sn1899	Ti3349
Units	ppm	ppm	ppm	ppm	ppm	ppm	ppm
Avge	-.00014	-.02446	-.01740	-.00006	.00316	.00021	.00009
SDev	.00084	.18888	.00079	.00001	.00215	.00016	.00001
%RSD	596.64	772.34	4.5654	21.916	68.032	77.087	7.3662

#1	-.00073	-.15801	-.01684	-.00007	.00468	.00032	.00009
#2	.00045	.10910	-.01796	-.00005	.00164	.00009	.00009

Elem	V_2924	Zn2138	2203/1	2203/2	1960/1	1960/2	
Units	ppm	ppm	ppm	ppm	ppm	ppm	
Avge	-.00003	-.00287	-.00112	.00050	-.00025	.00109	
SDev	.00005	.00011	.00377	.00088	.00163	.00410	
%RSD	170.19	3.7542	336.61	174.45	659.23	376.83	

#1	-.00007	-.00294	-.00379	.00113	.00091	.00398	
#2	.00001	-.00279	.00155	-.00012	-.00140	-.00181	

IntStd	1	2	3	4	5	6	7
Mode	*Counts	NOTUSED	NOTUSED	NOTUSED	NOTUSED	NOTUSED	NOTUSED
Elem	Y	--	--	--	--	--	--
Wavlen	371.030	--	--	--	--	--	--
Avge	41082	--	--	--	--	--	--
SDev	101.1163	--	--	--	--	--	--
%RSD	.2461298	--	--	--	--	--	--
#1	41011	--	--	--	--	--	--
#2	41154	--	--	--	--	--	--

Method: 20076010 Sample Name: 600-52867-a-3-a Operator: DCL
Run Time: 04/05/12 09:42:14
Comment: TRACE 61E

Analysis Report 04/05/12 09:46:01 AM page 14

Mode: CONC Corr. Factor: 1

Elem	Al3082	Sb2068	As1890	Ba4934	Be3130	B_2496	Cd2265
Units	ppm	ppm	ppm	ppm	ppm	ppm	ppm
Avge	184.45	.00510	.19704	1.5667	.01327	.07298	-.00139
SDev	.45	.00222	.00235	.0024	.00000	.00009	.00016
%RSD	.24138	43.450	1.1908	.15246	.02016	.12267	11.459

#1	184.76	.00354	.19870	1.5684	.01327	.07305	-.00128
#2	184.13	.00667	.19538	1.5650	.01327	.07292	-.00151

Elem	Ca3179	Cr2677	Co2286	Cu3247	Fe2714	Li6707	Pb2203
Units	ppm	ppm	ppm	ppm	ppm	ppm	ppm

file:///c:/tjadata/temp/a040512.TXT

Avge	859.02	.24577	.13746	.24872	264.29	.13749	.19584
SDev	1.43	.00032	.00082	.00035	.35	.00038	.00102
%RSD	.16673	.12913	.59464	.14204	.13057	.27548	.51995
#1	860.03	.24599	.13803	.24897	264.53	.13775	.19512
#2	858.00	.24555	.13688	.24847	264.05	.13722	.19656
Elem	Se1960	Mg2790	Mn2576	Mo2020	Ni2316	K_7664	Si2881
Units	ppm	ppm	ppm	ppm	ppm	ppm	ppm
Avge	-.00571	30.059	11.321	.01206	.39336	34.318	8.7683
SDev	.00031	.031	.015	.00025	.00187	.118	.0078
%RSD	5.4683	.10228	.13222	2.0465	.47642	.34491	.08938
#1	-.00549	30.081	11.332	.01223	.39468	34.401	8.7738
#2	-.00593	30.038	11.311	.01188	.39203	34.234	8.7627
Elem	Ag3280	Na3302	Na5889	Sr4215	Tl1908	Sn1899	Ti3349
Units	ppm	ppm	ppm	ppm	ppm	ppm	ppm
Avge	-.00296	2.7202	3.0763	3.9701	-.01960	.03340	.34548
SDev	.00022	.0881	.0116	.0056	.00156	.00084	.00027
%RSD	7.5066	3.2372	.37675	.14111	7.9674	2.5011	.07716
#1	-.00281	2.7824	3.0845	3.9740	-.01849	.03400	.34567
#2	-.00312	2.6579	3.0681	3.9661	-.02070	.03281	.34529
Elem	V_2924	Zn2138	2203/1	2203/2	1960/1	1960/2	
Units	ppm	ppm	ppm	ppm	ppm	ppm	
Avge	.78853	.81602	.17019	.20866	-.01193	-.00261	
SDev	.00077	.00073	.00019	.00162	.00297	.00101	
%RSD	.09762	.08977	.11270	.77795	24.867	38.954	
#1	.78907	.81654	.17033	.20751	-.00983	-.00332	
#2	.78799	.81550	.17006	.20980	-.01403	-.00189	
IntStd	1	2	3	4	5	6	7
Mode	*Counts	NOTUSED	NOTUSED	NOTUSED	NOTUSED	NOTUSED	NOTUSED
Elem	Y	--	--	--	--	--	--
Wavlen	371.030	--	--	--	--	--	--
Avge	46272	--	--	--	--	--	--
SDev	177.4838	--	--	--	--	--	--
%RSD	.3835622	--	--	--	--	--	--
#1	46147	--	--	--	--	--	--
#2	46398	--	--	--	--	--	--

Analysis Report

04/05/12 09:46:01 AM

page 15

Method: 20076010 Sample Name: 600-52867-a-4-a Operator: DCL
Run Time: 04/05/12 09:46:05
Comment: TRACE 61E
Mode: CONC Corr. Factor: 1

Elem	Al3082	Sb2068	As1890	Ba4934	Be3130	B_2496	Cd2265
Units	ppm	ppm	ppm	ppm	ppm	ppm	ppm
Avge	136.40	.00326	.16113	1.1871	.01086	.09457	-.00060
SDev	.26	.00015	.00183	.0023	.00000	.00036	.00018
%RSD	.19129	4.4866	1.1356	.19487	.03736	.38518	29.764
#1	136.59	.00316	.16242	1.1887	.01086	.09483	-.00072
#2	136.22	.00337	.15984	1.1855	.01086	.09432	-.00047

file:///c:/tjadata/temp/a040512.TXT

Elem	Ca3179	Cr2677	Co2286	Cu3247	Fe2714	Li6707	Pb2203
Units	ppm	ppm	ppm	ppm	ppm	ppm	ppm
Avge	917.38	.19054	.12035	.22625	236.34	.11879	.23301
SDev	.26	.00020	.00006	.00116	.14	.00030	.00032
%RSD	.02813	.10735	.04657	.51155	.05744	.25375	.13533

#1	917.20	.19069	.12039	.22707	236.44	.11900	.23279
#2	917.56	.19040	.12031	.22543	236.24	.11857	.23323

Elem	Se1960	Mg2790	Mn2576	Mo2020	Ni2316	K_7664	Si2881
Units	ppm	ppm	ppm	ppm	ppm	ppm	ppm
Avge	-.00045	26.105	8.1422	.01076	.32513	33.545	8.3980
SDev	.00172	.015	.0062	.00037	.00012	.096	.0155
%RSD	381.53	.05678	.07608	3.4107	.03650	.28762	.18405

#1	-.00166	26.115	8.1466	.01102	.32504	33.613	8.4090
#2	.00076	26.094	8.1378	.01050	.32521	33.477	8.3871

Elem	Ag3280	Na3302	Na5889	Sr4215	Tl1908	Sn1899	Ti3349
Units	ppm	ppm	ppm	ppm	ppm	ppm	ppm
Avge	-.00270	1.8977	2.1697	4.6632	-.02071	.03455	.31282
SDev	.00008	.0154	.0097	.0124	.00268	.00128	.00121
%RSD	2.9089	.81010	.44618	.26690	12.928	3.7118	.38704

#1	-.00265	1.9086	2.1766	4.6720	-.02260	.03546	.31368
#2	-.00276	1.8869	2.1629	4.6544	-.01881	.03365	.31196

Elem	V_2924	Zn2138	2203/1	2203/2	1960/1	1960/2
Units	ppm	ppm	ppm	ppm	ppm	ppm
Avge	.53538	.91612	.21069	.24417	-.00496	.00180
SDev	.00008	.00199	.00020	.00037	.00369	.00073
%RSD	.01508	.21767	.09679	.15196	74.459	40.390

#1	.53544	.91753	.21055	.24391	-.00757	.00129
#2	.53532	.91471	.21084	.24443	-.00235	.00232

IntStd	1	2	3	4	5	6	7
Mode	*Counts	NOTUSED	NOTUSED	NOTUSED	NOTUSED	NOTUSED	NOTUSED
Elem	Y	--	--	--	--	--	--
Wavlen	371.030	--	--	--	--	--	--
Avge	44593	--	--	--	--	--	--

Analysis Report 04/05/12 09:49:52 AM page 16

SDev	38.18377	--	--	--	--	--	--
%RSD	.0856273	--	--	--	--	--	--
#1	44566	--	--	--	--	--	--
#2	44620	--	--	--	--	--	--

Method: 20076010 Sample Name: 600-52867-a-5-a Operator: DCL
 Run Time: 04/05/12 09:49:55
 Comment: TRACE 61E
 Mode: CONC Corr. Factor: 1

Elem	Al3082	Sb2068	As1890	Ba4934	Be3130	B_2496	Cd2265
Units	ppm	ppm	ppm	ppm	ppm	ppm	ppm
Avge	209.83	.02774	.20344	1.6811	.01479	.06013	.13049
SDev	1.17	.00002	.00321	.0066	.00006	.00001	.00026
%RSD	.55784	.06381	1.5770	.39115	.42766	.02045	.19963

#1	209.01	.02772	.20117	1.6764	.01474	.06014	.13030
#2	210.66	.02775	.20571	1.6857	.01483	.06012	.13067
Elem	Ca3179	Cr2677	Co2286	Cu3247	Fe2714	Li6707	Pb2203
Units	ppm	ppm	ppm	ppm	ppm	ppm	ppm
Avge	929.47	.26152	.08421	.34496	206.66	.17459	4.8791
SDev	3.28	.00077	.00012	.00174	.72	.00115	.0282
%RSD	.35238	.29310	.14248	.50344	.35072	.65841	.57798
#1	927.15	.26098	.08412	.34373	206.14	.17378	4.8591
#2	931.78	.26206	.08429	.34619	207.17	.17540	4.8990
Elem	Se1960	Mg2790	Mn2576	Mo2020	Ni2316	K_7664	Si2881
Units	ppm	ppm	ppm	ppm	ppm	ppm	ppm
Avge	-.00230	33.386	4.0391	.00438	.29051	33.054	9.6141
SDev	.00039	.115	.0133	.00004	.00145	.227	.0400
%RSD	17.131	.34317	.32970	.99285	.49758	.68820	.41620
#1	-.00258	33.305	4.0297	.00441	.28949	32.893	9.5858
#2	-.00202	33.467	4.0485	.00435	.29154	33.214	9.6424
Elem	Ag3280	Na3302	Na5889	Sr4215	Tl1908	Sn1899	Ti3349
Units	ppm	ppm	ppm	ppm	ppm	ppm	ppm
Avge	-.00259	1.3924	1.6273	3.4859	-.01474	.07542	.27626
SDev	.00019	.0814	.0153	.0141	.00026	.00160	.00064
%RSD	7.3750	5.8442	.94068	.40445	1.7477	2.1142	.23136
#1	-.00246	1.4499	1.6165	3.4760	-.01456	.07655	.27580
#2	-.00273	1.3348	1.6381	3.4959	-.01492	.07429	.27671
Elem	V_2924	Zn2138	2203/1	2203/2	1960/1	1960/2	
Units	ppm	ppm	ppm	ppm	ppm	ppm	
Avge	.62637	1.0591	4.7669	4.9352	-.00627	-.00031	
SDev	.00221	.0047	.0268	.0289	.00257	.00069	
%RSD	.35214	.44379	.56208	.58565	41.008	222.39	
#1	.62481	1.0558	4.7479	4.9147	-.00808	.00018	
#2	.62793	1.0625	4.7858	4.9556	-.00445	-.00080	

Analysis Report

04/05/12 09:53:43 AM

page 17

IntStd	1	2	3	4	5	6	7
Mode	*Counts	NOTUSED	NOTUSED	NOTUSED	NOTUSED	NOTUSED	NOTUSED
Elem	Y	--	--	--	--	--	--
Wavlen	371.030	--	--	--	--	--	--
Avge	44546	--	--	--	--	--	--
SDev	125.8650	--	--	--	--	--	--
%RSD	.2825506	--	--	--	--	--	--
#1	44635	--	--	--	--	--	--
#2	44457	--	--	--	--	--	--

Method: 20076010 Sample Name: 600-52867-a-6-a Operator: DCL
Run Time: 04/05/12 09:53:46
Comment: TRACE 61E
Mode: CONC Corr. Factor: 1

Elem	Al3082	Sb2068	As1890	Ba4934	Be3130	B_2496	Cd2265
Units	ppm	ppm	ppm	ppm	ppm	ppm	ppm

Avge	153.77	.00282	.24460	1.3233	.01475	.08252	-.00465
SDev	.26	.00047	.00043	.0019	.00001	.00101	.00010
%RSD	.16986	16.808	.17421	.14284	.03087	1.2186	2.2419
#1	153.95	.00316	.24490	1.3246	.01474	.08181	-.00472
#2	153.58	.00249	.24430	1.3219	.01475	.08323	-.00457
Elem	Ca3179	Cr2677	Co2286	Cu3247	Fe2714	Li6707	Pb2203
Units	ppm	ppm	ppm	ppm	ppm	ppm	ppm
Avge	803.18	.22033	.17785	.22841	358.90	.16205	.22361
SDev	.99	.00002	.00036	.00043	.32	.00032	.00025
%RSD	.12274	.01105	.20417	.18825	.09014	.19517	.11173
#1	803.88	.22035	.17810	.22871	359.13	.16227	.22378
#2	802.48	.22031	.17759	.22811	358.67	.16182	.22343
Elem	Se1960	Mg2790	Mn2576	Mo2020	Ni2316	K_7664	Si2881
Units	ppm	ppm	ppm	ppm	ppm	ppm	ppm
Avge	-.00565	24.820	8.5837	.01422	.38535	29.564	5.9619
SDev	.00125	.032	.0099	.00051	.00001	.045	.0113
%RSD	22.179	.12730	.11575	3.5744	.00349	.15334	.19005
#1	-.00654	24.842	8.5908	.01458	.38536	29.596	5.9699
#2	-.00477	24.797	8.5767	.01386	.38534	29.532	5.9539
Elem	Ag3280	Na3302	Na5889	Sr4215	Tl1908	Sn1899	Ti3349
Units	ppm	ppm	ppm	ppm	ppm	ppm	ppm
Avge	-.00471	2.3530	2.6901	4.3674	-.02631	.02878	.35316
SDev	.00007	.0108	.0039	.0041	.00568	.00030	.00030
%RSD	1.5148	.45754	.14385	.09468	21.587	1.0371	.08595
#1	-.00476	2.3606	2.6928	4.3703	-.02229	.02900	.35337
#2	-.00466	2.3454	2.6874	4.3644	-.03032	.02857	.35294
Elem	V_2924	Zn2138	2203/1	2203/2	1960/1	1960/2	
Units	ppm	ppm	ppm	ppm	ppm	ppm	
Avge	.67945	.94340	.19543	.23769	-.01151	-.00273	
SDev	.00097	.00079	.00341	.00133	.00143	.00260	
%RSD	.14271	.08419	1.7455	.55994	12.421	95.190	

Analysis Report

04/05/12 09:57:34 AM

page 18

#1	.68014	.94397	.19784	.23675	-.01050	-.00456	
#2	.67877	.94284	.19302	.23863	-.01252	-.00089	
IntStd	1	2	3	4	5	6	7
Mode	*Counts	NOTUSED	NOTUSED	NOTUSED	NOTUSED	NOTUSED	NOTUSED
Elem	Y	--	--	--	--	--	--
Wavlen	371.030	--	--	--	--	--	--
Avge	49102	--	--	--	--	--	--
SDev	159.0990	--	--	--	--	--	--
%RSD	.3240141	--	--	--	--	--	--
#1	48990	--	--	--	--	--	--
#2	49215	--	--	--	--	--	--

Method: 20076010 Sample Name: 600-52867-a-7-a

Operator: DCL

Run Time: 04/05/12 09:57:37

Comment: TRACE 61E

Mode: CONC Corr. Factor: 1

file:///c:/tjadata/temp/a040512.TXT

Elem	Al3082	Sb2068	As1890	Ba4934	Be3130	B_2496	Cd2265
Units	ppm	ppm	ppm	ppm	ppm	ppm	ppm
Avg	153.62	.00448	.17628	1.2593	.01201	.08109	-.00127
SDev	.21	.00180	.00017	.0021	.00002	.00066	.00005
%RSD	.13460	40.094	.09703	.16548	.16933	.81801	3.8821

#1	153.76	.00321	.17640	1.2608	.01202	.08155	-.00123
#2	153.47	.00576	.17615	1.2579	.01199	.08062	-.00130

Elem	Ca3179	Cr2677	Co2286	Cu3247	Fe2714	Li6707	Pb2203
Units	ppm	ppm	ppm	ppm	ppm	ppm	ppm
Avg	833.75	.20636	.12254	.22003	257.08	.13211	.25626
SDev	.67	.00037	.00044	.00036	.46	.00016	.00116
%RSD	.08092	.18125	.36033	.16485	.17824	.11946	.45315

#1	834.23	.20662	.12285	.22028	257.41	.13222	.25544
#2	833.27	.20610	.12223	.21977	256.76	.13199	.25709

Elem	Se1960	Mg2790	Mn2576	Mo2020	Ni2316	K_7664	Si2881
Units	ppm	ppm	ppm	ppm	ppm	ppm	ppm
Avg	-.00286	26.990	8.0869	.01099	.32688	34.490	6.9109
SDev	.00100	.034	.0120	.00036	.00145	.027	.0113
%RSD	34.951	.12670	.14809	3.3101	.44378	.07857	.16299

#1	-.00357	27.015	8.0954	.01124	.32791	34.509	6.9189
#2	-.00215	26.966	8.0785	.01073	.32586	34.471	6.9030

Elem	Ag3280	Na3302	Na5889	Sr4215	Tl1908	Sn1899	Ti3349
Units	ppm	ppm	ppm	ppm	ppm	ppm	ppm
Avg	-.00351	1.7745	2.0466	4.1464	-.01742	.03227	.28788
SDev	.00037	.0405	.0036	.0061	.00310	.00468	.00052
%RSD	10.460	2.2845	.17783	.14745	17.767	14.488	.18163

#1	-.00325	1.8031	2.0491	4.1507	-.01523	.03558	.28825
#2	-.00377	1.7458	2.0440	4.1420	-.01961	.02896	.28751

Elem	V_2924	Zn2138	2203/1	2203/2	1960/1	1960/2
------	--------	--------	--------	--------	--------	--------

Analysis Report

04/05/12 10:01:25 AM

page 19

Units	ppm	ppm	ppm	ppm	ppm	ppm
Avg	.60007	.89159	.22939	.26970	-.01122	.00132
SDev	.00099	.00175	.00007	.00178	.00485	.00392
%RSD	.16435	.19629	.03001	.65861	43.232	298.34

#1	.60077	.89283	.22944	.26844	-.00779	-.00146
#2	.59937	.89035	.22935	.27096	-.01465	.00409

IntStd	1	2	3	4	5	6	7
Mode	*Counts	NOTUSED	NOTUSED	NOTUSED	NOTUSED	NOTUSED	NOTUSED
Elem	Y	--	--	--	--	--	--
Wavlen	371.030	--	--	--	--	--	--
Avg	45390	--	--	--	--	--	--
SDev	99.70206	--	--	--	--	--	--
%RSD	.2196588	--	--	--	--	--	--

#1	45460	--	--	--	--	--	--
#2	45319	--	--	--	--	--	--

Method: 20076010 Sample Name: 600-52867-a-8-a

Operator: DCL

Run Time: 04/05/12 10:01:28

Comment: TRACE 61E

file:///c:/tjadata/temp/a040512.TXT

Mode: CONC Corr. Factor: 1

Elem	Al3082	Sb2068	As1890	Ba4934	Be3130	B_2496	Cd2265
Units	ppm	ppm	ppm	ppm	ppm	ppm	ppm
Avge	181.54	.00332	.16430	1.4661	.01313	.06762	-.00192
SDev	.25	.00116	.00143	.0029	.00004	.00109	.00011
%RSD	.13866	34.851	.86799	.19443	.32405	1.6172	5.6372

#1	181.72	.00414	.16531	1.4682	.01316	.06840	-.00184
#2	181.36	.00250	.16330	1.4641	.01310	.06685	-.00199

Elem	Ca3179	Cr2677	Co2286	Cu3247	Fe2714	Li6707	Pb2203
Units	ppm	ppm	ppm	ppm	ppm	ppm	ppm
Avge	770.24	.23069	.11619	.21617	253.11	.14461	.23334
SDev	.92	.00018	.00000	.00070	.30	.00014	.00066
%RSD	.11935	.07947	.00247	.32589	.11920	.09665	.28477

#1	770.89	.23082	.11619	.21667	253.32	.14470	.23381
#2	769.59	.23056	.11619	.21567	252.90	.14451	.23287

Elem	Se1960	Mg2790	Mn2576	Mo2020	Ni2316	K_7664	Si2881
Units	ppm	ppm	ppm	ppm	ppm	ppm	ppm
Avge	-.00333	28.456	8.4308	.00874	.33041	30.965	8.3328
SDev	.00245	.039	.0129	.00109	.00048	.035	.0144
%RSD	73.733	.13823	.15256	12.452	.14453	.11196	.17253

#1	-.00159	28.483	8.4399	.00951	.33074	30.989	8.3430
#2	-.00506	28.428	8.4217	.00797	.33007	30.940	8.3226

Elem	Ag3280	Na3302	Na5889	Sr4215	Tl1908	Sn1899	Ti3349
Units	ppm	ppm	ppm	ppm	ppm	ppm	ppm
Avge	-.00349	1.2850	1.7006	3.3359	-.01836	.03224	.31945
SDev	.00013	.0084	.0013	.0045	.00089	.00118	.00091
%RSD	3.5992	.65208	.07792	.13449	4.8594	3.6678	.28532

Analysis Report

04/05/12 10:05:15 AM

page 20

#1	-.00358	1.2909	1.6997	3.3391	-.01773	.03140	.32009
#2	-.00341	1.2791	1.7015	3.3328	-.01899	.03307	.31880

Elem	V_2924	Zn2138	2203/1	2203/2	1960/1	1960/2
Units	ppm	ppm	ppm	ppm	ppm	ppm
Avge	.66581	.78842	.20765	.24618	-.00906	-.00046
SDev	.00126	.00104	.00454	.00326	.00148	.00442
%RSD	.18979	.13181	2.1843	1.3260	16.365	955.43

#1	.66670	.78916	.20444	.24849	-.01011	.00266
#2	.66491	.78769	.21085	.24387	-.00801	-.00359

IntStd	1	2	3	4	5	6	7
Mode	*Counts	NOTUSED	NOTUSED	NOTUSED	NOTUSED	NOTUSED	NOTUSED
Elem	Y	--	--	--	--	--	--
Wavlen	371.030	--	--	--	--	--	--
Avge	45320	--	--	--	--	--	--
SDev	70.71068	--	--	--	--	--	--
%RSD	.1560253	--	--	--	--	--	--

#1	45270	--	--	--	--	--	--
#2	45370	--	--	--	--	--	--

Method: 20076010

Sample Name: 600-52867-a-9-a

Operator: DCL

Run Time: 04/05/12 10:05:18

Comment: TRACE 61E

Mode: CONC Corr. Factor: 1

Elem	Al3082	Sb2068	As1890	Ba4934	Be3130	B_2496	Cd2265
Units	ppm	ppm	ppm	ppm	ppm	ppm	ppm
Avge	180.12	.01278	.18152	1.5714	.01279	.05833	.01013
SDev	.66	.00021	.00206	.0052	.00006	.00043	.00001
%RSD	.36481	1.6743	1.1349	.32926	.45173	.73387	.06508

#1	180.58	.01293	.18006	1.5751	.01283	.05802	.01013
#2	179.65	.01262	.18297	1.5677	.01275	.05863	.01014

Elem	Ca3179	Cr2677	Co2286	Cu3247	Fe2714	Li6707	Pb2203
Units	ppm	ppm	ppm	ppm	ppm	ppm	ppm
Avge	973.22	.23874	.11128	.24649	223.74	.13212	1.1146
SDev	6.27	.00125	.00103	.00121	1.15	.00022	.0080
%RSD	.64400	.52411	.93039	.48915	.51408	.16360	.71978

#1	977.65	.23962	.11201	.24734	224.55	.13227	1.1203
#2	968.79	.23785	.11055	.24564	222.92	.13197	1.1090

Elem	Se1960	Mg2790	Mn2576	Mo2020	Ni2316	K_7664	Si2881
Units	ppm	ppm	ppm	ppm	ppm	ppm	ppm
Avge	-.00167	30.128	7.6806	.00843	.35202	29.681	8.9719
SDev	.00316	.180	.0386	.00078	.00253	.062	.0392
%RSD	189.54	.59736	.50271	9.3069	.71793	.20756	.43660

#1	-.00390	30.255	7.7079	.00899	.35381	29.724	8.9995
#2	.00057	30.001	7.6533	.00788	.35023	29.637	8.9442

Elem	Ag3280	Na3302	Na5889	Sr4215	Tl1908	Sn1899	Ti3349
Units	ppm	ppm	ppm	ppm	ppm	ppm	ppm

Analysis Report

04/05/12 10:09:06 AM

page 21

Avge	-.00321	1.5840	1.9556	4.2853	-.01567	.03525	.29108
SDev	.00023	.0406	.0024	.0144	.00322	.00040	.00136
%RSD	7.2863	2.5642	.12079	.33651	20.534	1.1470	.46675

#1	-.00305	1.6128	1.9573	4.2955	-.01339	.03496	.29204
#2	-.00338	1.5553	1.9540	4.2751	-.01794	.03553	.29012

Elem	V_2924	Zn2138	2203/1	2203/2	1960/1	1960/2
Units	ppm	ppm	ppm	ppm	ppm	ppm
Avge	.68448	.81831	1.0688	1.1375	-.00441	-.00030
SDev	.00286	.00332	.0116	.0063	.00131	.00409
%RSD	.41835	.40632	1.0819	.54964	29.617	1382.2

#1	.68651	.82066	1.0770	1.1420	-.00534	-.00319
#2	.68246	.81596	1.0607	1.1331	-.00349	.00260

IntStd	1	2	3	4	5	6	7
Mode	*Counts	NOTUSED	NOTUSED	NOTUSED	NOTUSED	NOTUSED	NOTUSED
Elem	Y	--	--	--	--	--	--
Wavlen	371.030	--	--	--	--	--	--
Avge	44752	--	--	--	--	--	--
SDev	371.2310	--	--	--	--	--	--
%RSD	.8295388	--	--	--	--	--	--

#1	44489	--	--	--	--	--	--
#2	45014	--	--	--	--	--	--

 Method: 20076010 Sample Name: 600-52867-a-10-a Operator: DCL
 Run Time: 04/05/12 10:09:09
 Comment: TRACE 61E
 Mode: CONC Corr. Factor: 1

Elem	Al3082	Sb2068	As1890	Ba4934	Be3130	B_2496	Cd2265
Units	ppm	ppm	ppm	ppm	ppm	ppm	ppm
Avge	176.16	.00714	.15979	1.5229	.01253	.05583	.00198
SDev	.19	.00093	.00145	.0014	.00002	.00001	.00003
%RSD	.10579	13.053	.90528	.09390	.15091	.01639	1.5242

#1	176.29	.00780	.15876	1.5239	.01254	.05582	.00201
#2	176.02	.00648	.16081	1.5219	.01252	.05583	.00196

Elem	Ca3179	Cr2677	Co2286	Cu3247	Fe2714	Li6707	Pb2203
Units	ppm	ppm	ppm	ppm	ppm	ppm	ppm
Avge	928.25	.23173	.11370	.23212	223.82	.12926	.39026
SDev	.82	.00031	.00022	.00044	.32	.00017	.00023
%RSD	.08835	.13220	.19115	.19136	.14429	.12811	.06013

#1	928.83	.23195	.11385	.23243	224.04	.12937	.39009
#2	927.67	.23152	.11354	.23180	223.59	.12914	.39042

Elem	Se1960	Mg2790	Mn2576	Mo2020	Ni2316	K_7664	Si2881
Units	ppm	ppm	ppm	ppm	ppm	ppm	ppm
Avge	-.00511	29.118	7.9677	.00844	.33726	24.871	8.8696
SDev	.00297	.003	.0055	.00084	.00034	.016	.0077
%RSD	58.077	.01058	.06957	9.9760	.10236	.06478	.08683

#1	-.00720	29.120	7.9716	.00904	.33750	24.882	8.8750
----	---------	--------	--------	--------	--------	--------	--------

Analysis Report

04/05/12 10:12:57 AM

page 22

#2	-.00301	29.116	7.9638	.00785	.33701	24.859	8.8641
----	---------	--------	--------	--------	--------	--------	--------

Elem	Ag3280	Na3302	Na5889	Sr4215	Tl1908	Sn1899	Ti3349
Units	ppm	ppm	ppm	ppm	ppm	ppm	ppm
Avge	-.00269	1.3437	1.6660	4.0950	-.01589	.03296	.31845
SDev	.00050	.0257	.0008	.0032	.00121	.00262	.00068
%RSD	18.713	1.9098	.04591	.07745	7.6379	7.9382	.21475

#1	-.00234	1.3619	1.6665	4.0973	-.01504	.03481	.31893
#2	-.00305	1.3256	1.6655	4.0928	-.01675	.03111	.31797

Elem	V_2924	Zn2138	2203/1	2203/2	1960/1	1960/2
Units	ppm	ppm	ppm	ppm	ppm	ppm
Avge	.69003	.74775	.36039	.40519	-.00908	-.00312
SDev	.00055	.00034	.00036	.00017	.00739	.00075
%RSD	.07965	.04498	.09888	.04290	81.461	24.067

#1	.69041	.74751	.36013	.40507	-.01430	-.00365
#2	.68964	.74799	.36064	.40531	-.00385	-.00259

IntStd	1	2	3	4	5	6	7
Mode	*Counts	NOTUSED	NOTUSED	NOTUSED	NOTUSED	NOTUSED	NOTUSED
Elem	Y	--	--	--	--	--	--
Wavlen	371.030	--	--	--	--	--	--
Avge	44872	--	--	--	--	--	--
SDev	3.535534	--	--	--	--	--	--
%RSD	.0078792	--	--	--	--	--	--

file:///c:/tjadata/temp/a040512.TXT

#1	44869	--	--	--	--	--	--
#2	44874	--	--	--	--	--	--

Method: 20076010 Sample Name: 600-52867-a-10-b du Operator: DCL
 Run Time: 04/05/12 10:13:01
 Comment: TRACE 61E
 Mode: CONC Corr. Factor: 1

Elem	Al3082	Sb2068	As1890	Ba4934	Be3130	B_2496	Cd2265
Units	ppm	ppm	ppm	ppm	ppm	ppm	ppm
Avge	172.08	.00893	.16631	1.5305	.01240	.05887	.01503
SDev	.42	.00059	.00120	.0018	.00002	.00010	.00025
%RSD	.24680	6.6008	.71940	.11828	.13118	.17572	1.6511

#1	172.38	.00852	.16715	1.5318	.01241	.05880	.01521
#2	171.78	.00935	.16546	1.5292	.01239	.05895	.01486

Elem	Ca3179	Cr2677	Co2286	Cu3247	Fe2714	Li6707	Pb2203
Units	ppm	ppm	ppm	ppm	ppm	ppm	ppm
Avge	957.57	.22795	.11498	.24673	224.05	.12826	1.0520
SDev	1.20	.00021	.00009	.00027	.24	.00034	.0011
%RSD	.12583	.09431	.07776	.10939	.10602	.26499	.10034

#1	958.42	.22810	.11504	.24693	223.88	.12850	1.0528
#2	956.72	.22779	.11492	.24654	224.22	.12802	1.0513

Elem	Se1960	Mg2790	Mn2576	Mo2020	Ni2316	K_7664	Si2881
Units	ppm	ppm	ppm	ppm	ppm	ppm	ppm
Avge	-.00361	29.251	8.0647	.00788	.34216	26.407	7.9528

Analysis Report 04/05/12 10:16:49 AM page 23

SDev	.00162	.027	.0046	.00009	.00159	.109	.0105
%RSD	44.816	.09373	.05708	1.0807	.46347	.41090	.13167

#1	-.00246	29.271	8.0680	.00782	.34328	26.484	7.9602
#2	-.00475	29.232	8.0615	.00794	.34103	26.330	7.9454

Elem	Ag3280	Na3302	Na5889	Sr4215	Tl1908	Sn1899	Ti3349
Units	ppm	ppm	ppm	ppm	ppm	ppm	ppm
Avge	-.00286	1.4009	1.6927	4.2511	-.01551	.04125	.29336
SDev	.00025	.0315	.0081	.0011	.00138	.00011	.00022
%RSD	8.8830	2.2498	.47993	.02498	8.8979	.26140	.07482

#1	-.00268	1.3786	1.6985	4.2519	-.01648	.04132	.29351
#2	-.00303	1.4232	1.6870	4.2504	-.01453	.04117	.29320

Elem	V_2924	Zn2138	2203/1	2203/2	1960/1	1960/2
Units	ppm	ppm	ppm	ppm	ppm	ppm
Avge	.67046	.81491	1.0048	1.0756	-.00538	-.00272
SDev	.00028	.00061	.0018	.0007	.00016	.00250
%RSD	.04188	.07503	.17422	.06584	2.9573	92.149

#1	.67066	.81534	1.0061	1.0761	-.00550	-.00095
#2	.67026	.81448	1.0036	1.0751	-.00527	-.00449

IntStd	1	2	3	4	5	6	7
Mode	*Counts	NOTUSED	NOTUSED	NOTUSED	NOTUSED	NOTUSED	NOTUSED
Elem	Y	--	--	--	--	--	--
Wavlen	371.030	--	--	--	--	--	--
Avge	44536	--	--	--	--	--	--

file:///c:/tjadata/temp/a040512.TXT

SDev	152.7351	--	--	--	--	--	--
%RSD	.3429474	--	--	--	--	--	--
#1	44428	--	--	--	--	--	--
#2	44644	--	--	--	--	--	--

Method: 20076010 Sample Name: 600-52867-a-10-c ms Operator: DCL
Run Time: 04/05/12 10:16:52
Comment: TRACE 61E
Mode: CONC Corr. Factor: 1

Elem	Al3082	Sb2068	As1890	Ba4934	Be3130	B_2496	Cd2265
Units	ppm	ppm	ppm	ppm	ppm	ppm	ppm
Avge	222.12	.33247	1.0367	2.3811	.43148	.67739	.43237
SDev	.56	.00102	.0042	.0058	.00063	.00136	.00125
%RSD	.25249	.30577	.40507	.24380	.14493	.20119	.28876
#1	222.52	.33319	1.0337	2.3852	.43192	.67835	.43326
#2	221.73	.33175	1.0397	2.3770	.43104	.67643	.43149

Elem	Ca3179	Cr2677	Co2286	Cu3247	Fe2714	Li6707	Pb2203
Units	ppm	ppm	ppm	ppm	ppm	ppm	ppm
Avge	982.28	1.0880	.92207	1.1567	245.93	.66481	2.6520
SDev	1.08	.0019	.00239	.0030	.39	.00188	.0070
%RSD	.10998	.17370	.25935	.26315	.15845	.28354	.26444
#1	983.04	1.0894	.92376	1.1589	246.20	.66615	2.6570

Analysis Report

04/05/12 10:20:40 AM

page 24

#2	981.51	1.0867	.92038	1.1546	245.65	.66348	2.6471
Elem	Se1960	Mg2790	Mn2576	Mo2020	Ni2316	K_7664	Si2881
Units	ppm	ppm	ppm	ppm	ppm	ppm	ppm
Avge	.81109	42.428	8.9553	.76357	1.1789	42.136	8.1642
SDev	.00019	.083	.0157	.00140	.0027	.125	.0191
%RSD	.02308	.19667	.17558	.18292	.22666	.29695	.23449
#1	.81095	42.487	8.9664	.76258	1.1808	42.225	8.1777
#2	.81122	42.369	8.9441	.76456	1.1770	42.048	8.1507

Elem	Ag3280	Na3302	Na5889	Sr4215	Tl1908	Sn1899	Ti3349
Units	ppm	ppm	ppm	ppm	ppm	ppm	ppm
Avge	.46579	12.220	13.414	4.9718	.84921	.83291	.64707
SDev	.00123	.016	.051	.0110	.00229	.00322	.00136
%RSD	.26319	.13132	.37666	.22041	.26994	.38698	.21095
#1	.46666	12.231	13.450	4.9796	.84759	.83519	.64804
#2	.46492	12.208	13.379	4.9641	.85083	.83063	.64610

Elem	V_2924	Zn2138	2203/1	2203/2	1960/1	1960/2
Units	ppm	ppm	ppm	ppm	ppm	ppm
Avge	1.5593	1.7767	2.5521	2.7020	.77486	.82920
SDev	.0030	.0032	.0076	.0067	.00186	.00065
%RSD	.19313	.18094	.29761	.24877	.24010	.07832
#1	1.5614	1.7789	2.5575	2.7068	.77355	.82966
#2	1.5571	1.7744	2.5467	2.6973	.77618	.82874

IntStd	1	2	3	4	5	6	7
Mode	*Counts	NOTUSED	NOTUSED	NOTUSED	NOTUSED	NOTUSED	NOTUSED

file:///c:/tjadata/temp/a040512.TXT

Elem	Y	--	--	--	--	--	--
Wavlen	371.030	--	--	--	--	--	--
Avge	43888	--	--	--	--	--	--
SDev	41.71930	--	--	--	--	--	--
%RSD	.0950596	--	--	--	--	--	--
#1	43858	--	--	--	--	--	--
#2	43917	--	--	--	--	--	--

Method: 20076010 Sample Name: CCV met0412ccv_00001 Operator: DCL

Run Time: 04/05/12 10:20:44

Comment: TRACE 61E

Mode: CONC Corr. Factor: 1

Elem	Al3082	Sb2068	As1890	Ba4934	Be3130	B_2496	Cd2265
Units	ppm	ppm	ppm	ppm	ppm	ppm	ppm
Avge	2.4680	.50321	.50463	.50436	.49482	.50215	.51247
SDev	.0076	.00511	.00598	.00238	.00259	.00181	.00157
%RSD	.30600	1.0159	1.1861	.47107	.52398	.36038	.30609

#1	2.4733	.50683	.50886	.50604	.49665	.50343	.51357
#2	2.4627	.49960	.50040	.50268	.49298	.50087	.51136

Elem	Ca3179	Cr2677	Co2286	Cu3247	Fe2714	Li6707	Pb2203
Units	ppm	ppm	ppm	ppm	ppm	ppm	ppm

Analysis Report

04/05/12 10:24:32 AM

page 25

Avge	12.605	.49180	.49003	.49413	2.5838	.46852	.49868
SDev	.048	.00289	.00162	.00091	.0184	.00183	.00161
%RSD	.38252	.58827	.33068	.18337	.71312	.39084	.32249

#1	12.640	.49385	.49118	.49477	2.5708	.46981	.49982
#2	12.571	.48976	.48889	.49349	2.5969	.46722	.49754

Elem	Se1960	Mg2790	Mn2576	Mo2020	Ni2316	K_7664	Si2881
Units	ppm	ppm	ppm	ppm	ppm	ppm	ppm
Avge	.49837	4.9528	.48756	.50591	.51834	12.434	.95359
SDev	.00093	.0222	.00234	.00080	.00004	.017	.00736
%RSD	.18556	.44775	.48019	.15753	.00745	.13591	.77173

#1	.49772	4.9685	.48921	.50647	.51831	12.446	.95880
#2	.49903	4.9371	.48590	.50535	.51836	12.422	.94839

Elem	Ag3280	Na3302	Na5889	Sr4215	Tl1908	Sn1899	Ti3349
Units	ppm	ppm	ppm	ppm	ppm	ppm	ppm
Avge	.24999	12.973	12.176	.25157	.52780	.49716	.50502
SDev	.00026	.167	.028	.00102	.00101	.00403	.00239
%RSD	.10262	1.2856	.22822	.40544	.19183	.81035	.47371

#1	.25018	12.855	12.195	.25229	.52852	.50001	.50671
#2	.24981	13.091	12.156	.25085	.52709	.49431	.50333

Elem	V_2924	Zn2138	2203/1	2203/2	1960/1	1960/2
Units	ppm	ppm	ppm	ppm	ppm	ppm
Avge	.49927	.51396	.48139	.50732	.47785	.50869
SDev	.00253	.00205	.00090	.00196	.00041	.00118
%RSD	.50604	.39963	.18716	.38670	.08585	.23230

#1	.50105	.51541	.48203	.50871	.47756	.50786
#2	.49748	.51251	.48075	.50593	.47814	.50953

IntStd	1	2	3	4	5	6	7
Mode	*Counts	NOTUSED	NOTUSED	NOTUSED	NOTUSED	NOTUSED	NOTUSED
Elem	Y	--	--	--	--	--	--
Wavlen	371.030	--	--	--	--	--	--
Avge	40821	--	--	--	--	--	--
SDev	31.11270	--	--	--	--	--	--
%RSD	.0762174	--	--	--	--	--	--
#1	40799	--	--	--	--	--	--
#2	40843	--	--	--	--	--	--

Method: 20076010 Sample Name: CCB Operator: DCL
Run Time: 04/05/12 10:24:35
Comment: TRACE 61E
Mode: CONC Corr. Factor: 1

Elem	Al3082	Sb2068	As1890	Ba4934	Be3130	B_2496	Cd2265
Units	ppm	ppm	ppm	ppm	ppm	ppm	ppm
Avge	.02641	.00045	.00103	-.00010	-.00038	.00086	-.00014
SDev	.00058	.00222	.00048	.00002	.00002	.00053	.00002
%RSD	2.2015	492.35	46.697	21.879	5.0491	62.044	12.827

Analysis Report 04/05/12 10:28:23 AM page 26

#1	.02682	.00202	.00069	-.00008	-.00037	.00123	-.00016
#2	.02600	-.00112	.00137	-.00011	-.00040	.00048	-.00013

Elem	Ca3179	Cr2677	Co2286	Cu3247	Fe2714	Li6707	Pb2203
Units	ppm	ppm	ppm	ppm	ppm	ppm	ppm
Avge	-.02297	.00017	-.00057	-.00213	-.01807	.00009	.00017
SDev	.00062	.00039	.00026	.00034	.00078	.00009	.00059
%RSD	2.7090	228.92	44.929	16.077	4.3141	93.132	350.35

#1	-.02342	.00045	-.00075	-.00189	-.01752	.00015	.00058
#2	-.02253	-.00011	-.00039	-.00237	-.01863	.00003	-.00025

Elem	Se1960	Mg2790	Mn2576	Mo2020	Ni2316	K_7664	Si2881
Units	ppm	ppm	ppm	ppm	ppm	ppm	ppm
Avge	.00259	-.00410	.00004	.00149	-.00065	-.02847	-.00455
SDev	.00183	.00375	.00004	.00188	.00027	.03649	.00248
%RSD	70.538	91.388	98.145	126.45	41.375	128.16	54.574

#1	.00130	-.00145	.00006	.00282	-.00084	-.00267	-.00279
#2	.00388	-.00675	.00001	.00016	-.00046	-.05428	-.00630

Elem	Ag3280	Na3302	Na5889	Sr4215	Tl1908	Sn1899	Ti3349
Units	ppm	ppm	ppm	ppm	ppm	ppm	ppm
Avge	-.00058	-.07631	-.01416	-.00006	.00105	-.00004	.00006
SDev	.00000	.15125	.00226	.00003	.00141	.00023	.00007
%RSD	.54180	198.20	15.934	43.417	133.96	651.65	119.77

#1	-.00058	-.18326	-.01256	-.00004	.00205	-.00020	.00010
#2	-.00057	.03064	-.01575	-.00008	.00006	.00013	.00001

Elem	V_2924	Zn2138	2203/1	2203/2	1960/1	1960/2
Units	ppm	ppm	ppm	ppm	ppm	ppm
Avge	.00006	-.00199	-.00307	.00179	.00077	.00350
SDev	.00043	.00004	.00396	.00286	.00296	.00126
%RSD	762.55	2.1002	129.21	160.33	386.30	36.061

file:///c:/tjadata/temp/a040512.TXT

#1	.00036	-.00196	-.00587	.00381	-.00132	.00261
#2	-.00025	-.00202	-.00026	-.00024	.00285	.00440

IntStd	1	2	3	4	5	6	7
Mode	*Counts	NOTUSED	NOTUSED	NOTUSED	NOTUSED	NOTUSED	NOTUSED
Elem	Y	--	--	--	--	--	--
Wavlen	371.030	--	--	--	--	--	--
Avge	41109	--	--	--	--	--	--
SDev	144.2498	--	--	--	--	--	--
%RSD	.3508959	--	--	--	--	--	--
#1	41007	--	--	--	--	--	--
#2	41211	--	--	--	--	--	--

Method: 20076010 Sample Name: 600-52867-a-10-d msd Operator: DCL
 Run Time: 04/05/12 10:28:26
 Comment: TRACE 61E
 Mode: CONC Corr. Factor: 1

Elem	Al3082	Sb2068	As1890	Ba4934	Be3130	B_2496	Cd2265
------	--------	--------	--------	--------	--------	--------	--------

Analysis Report 04/05/12 10:32:14 AM page 27

Units	ppm	ppm	ppm	ppm	ppm	ppm	ppm
Avge	240.25	.29557	1.0384	2.4661	.43044	.64760	.41751
SDev	.53	.00142	.0030	.0051	.00003	.00032	.00049
%RSD	.22121	.48064	.28907	.20529	.00679	.04883	.11754

#1	240.62	.29457	1.0363	2.4697	.43042	.64783	.41786
#2	239.87	.29658	1.0405	2.4626	.43046	.64738	.41716

Elem	Ca3179	Cr2677	Co2286	Cu3247	Fe2714	Li6707	Pb2203
Units	ppm	ppm	ppm	ppm	ppm	ppm	ppm
Avge	972.14	1.1047	.92036	1.1624	263.14	.67895	2.4609
SDev	.64	.0001	.00107	.0024	.12	.00186	.0038
%RSD	.06570	.00700	.11609	.20506	.04705	.27413	.15510

#1	972.60	1.1047	.92111	1.1641	263.23	.68027	2.4582
#2	971.69	1.1046	.91960	1.1607	263.05	.67763	2.4636

Elem	Se1960	Mg2790	Mn2576	Mo2020	Ni2316	K_7664	Si2881
Units	ppm	ppm	ppm	ppm	ppm	ppm	ppm
Avge	.80172	44.169	9.0864	.73720	1.1896	42.828	10.545
SDev	.00303	.015	.0080	.00209	.0018	.137	.005
%RSD	.37836	.03455	.08768	.28371	.15280	.31964	.04542

#1	.79957	44.158	9.0920	.73572	1.1909	42.925	10.549
#2	.80386	44.179	9.0808	.73868	1.1883	42.731	10.542

Elem	Ag3280	Na3302	Na5889	Sr4215	Tl1908	Sn1899	Ti3349
Units	ppm	ppm	ppm	ppm	ppm	ppm	ppm
Avge	.46461	12.314	13.521	4.9981	.85236	.81325	.62914
SDev	.00103	.005	.041	.0085	.00034	.00108	.00083
%RSD	.22188	.04421	.30221	.16969	.04034	.13301	.13146

#1	.46534	12.310	13.550	5.0041	.85212	.81402	.62972
#2	.46388	12.318	13.492	4.9921	.85261	.81249	.62855

Elem	V_2924	Zn2138	2203/1	2203/2	1960/1	1960/2
Units	ppm	ppm	ppm	ppm	ppm	ppm
Avge	1.6116	1.7839	2.3600	2.5113	.76078	.82218

file:///c:/tjadata/temp/a040512.TXT

SDev	.0009	.0007	.0014	.0050	.00693	.00802
%RSD	.05354	.03648	.06116	.19923	.91138	.97507
#1	1.6122	1.7843	2.3589	2.5078	.76568	.81651
#2	1.6110	1.7834	2.3610	2.5149	.75588	.82785

IntStd	1	2	3	4	5	6	7
Mode	*Counts	NOTUSED	NOTUSED	NOTUSED	NOTUSED	NOTUSED	NOTUSED
Elem	Y	--	--	--	--	--	--
Wavlen	371.030	--	--	--	--	--	--
Avge	44374	--	--	--	--	--	--
SDev	180.3122	--	--	--	--	--	--
%RSD	.4063511	--	--	--	--	--	--
#1	44246	--	--	--	--	--	--
#2	44501	--	--	--	--	--	--

04/05/12 10:36:05 AM

page 28

Method: 20076010 Sample Name: mb 600-76449/28-a Operator: DCL
 Run Time: 04/05/12 10:32:17
 Comment: TRACE 61E
 Mode: CONC Corr. Factor: 1

Elem	Al3082	Sb2068	As1890	Ba4934	Be3130	B_2496	Cd2265
Units	ppm	ppm	ppm	ppm	ppm	ppm	ppm
Avge	.02859	.00378	.00074	.00029	-.00046	-.00138	.00003
SDev	.00652	.00048	.00037	.00001	.00000	.00018	.00011
%RSD	22.788	12.796	50.705	3.4653	.96741	13.276	419.37
#1	.03320	.00412	.00100	.00028	-.00046	-.00125	.00010
#2	.02399	.00344	.00047	.00029	-.00045	-.00151	-.00005
Elem	Ca3179	Cr2677	Co2286	Cu3247	Fe2714	Li6707	Pb2203
Units	ppm	ppm	ppm	ppm	ppm	ppm	ppm
Avge	.34176	.00015	-.00044	-.00221	.02153	.00034	.00084
SDev	.03191	.00027	.00019	.00032	.02599	.00012	.00061
%RSD	9.3356	183.12	43.791	14.571	120.69	34.038	73.530
#1	.36432	-.00004	-.00030	-.00244	.03991	.00042	.00127
#2	.31920	.00034	-.00057	-.00198	.00316	.00026	.00040
Elem	Se1960	Mg2790	Mn2576	Mo2020	Ni2316	K_7664	Si2881
Units	ppm	ppm	ppm	ppm	ppm	ppm	ppm
Avge	.00088	.01508	.00039	.00166	-.00039	.04546	.00417
SDev	.00208	.00839	.00017	.00158	.00068	.05631	.00553
%RSD	236.97	55.618	44.301	95.497	174.38	123.87	132.84
#1	.00235	.02101	.00051	.00277	.00009	.08528	.00808
#2	-.00059	.00915	.00027	.00054	-.00087	.00564	.00025
Elem	Ag3280	Na3302	Na5889	Sr4215	Tl1908	Sn1899	Ti3349
Units	ppm	ppm	ppm	ppm	ppm	ppm	ppm
Avge	.00014	.17031	.06628	.00002	-.00170	.00085	.00021
SDev	.00053	.15464	.00530	.00008	.00381	.00102	.00011
%RSD	374.34	90.802	7.9938	539.79	224.39	119.80	52.701
#1	.00052	.27965	.07003	.00007	.00100	.00157	.00029
#2	-.00023	.06096	.06254	-.00004	-.00439	.00013	.00013
Elem	V_2924	Zn2138	2203/1	2203/2	1960/1	1960/2	

file:///c:/tjadata/temp/a040512.TXT

Units	ppm	ppm	ppm	ppm	ppm	ppm
Avge	-.00011	.01799	.00081	.00085	-.00467	.00365
SDev	.00017	.00050	.00107	.00146	.00050	.00287
%RSD	148.26	2.7567	132.30	171.63	10.660	78.723
#1	-.00023	.01834	.00005	.00188	-.00431	.00568
#2	.00001	.01764	.00157	-.00018	-.00502	.00162

IntStd	1	2	3	4	5	6	7
Mode	*Counts	NOTUSED	NOTUSED	NOTUSED	NOTUSED	NOTUSED	NOTUSED
Elem	Y	--	--	--	--	--	--
Wavlen	371.030	--	--	--	--	--	--
Avge	40520	--	--	--	--	--	--
SDev	580.5347	--	--	--	--	--	--
%RSD	1.432694	--	--	--	--	--	--

Analysis Report

04/05/12 10:36:05 AM

page 29

#1	40110	--	--	--	--	--	--
#2	40931	--	--	--	--	--	--

Method: 20076010 Sample Name: 600-52989-b-1-a Operator: DCL
 Run Time: 04/05/12 10:36:08
 Comment: TRACE 61E
 Mode: CONC Corr. Factor: 1

Elem	Al3082	Sb2068	As1890	Ba4934	Be3130	B_2496	Cd2265
Units	ppm	ppm	ppm	ppm	ppm	ppm	ppm
Avge	.09291	.00057	.00685	.01620	-.00049	-.00061	-.00064
SDev	.00055	.00297	.00094	.00005	.00000	.00097	.00008
%RSD	.59613	516.58	13.702	.30431	.18793	158.39	12.191
#1	.09252	-.00152	.00752	.01616	-.00049	-.00130	-.00069
#2	.09331	.00267	.00619	.01623	-.00049	.00007	-.00058

Elem	Ca3179	Cr2677	Co2286	Cu3247	Fe2714	Li6707	Pb2203
Units	ppm	ppm	ppm	ppm	ppm	ppm	ppm
Avge	1.1479	2.2178	.00566	6.4954	24.327	.00131	.17292
SDev	.0036	.0015	.00035	.0083	.027	.00002	.00047
%RSD	.31656	.06749	6.1918	.12711	.10950	1.5835	.26972
#1	1.1454	2.2167	.00541	6.5013	24.309	.00132	.17259
#2	1.1505	2.2188	.00590	6.4896	24.346	.00129	.17325

Elem	Se1960	Mg2790	Mn2576	Mo2020	Ni2316	K_7664	Si2881
Units	ppm	ppm	ppm	ppm	ppm	ppm	ppm
Avge	.00584	.08507	11.782	.16911	.91285	.43366	.12520
SDev	.00085	.00005	.004	.00073	.00035	.00707	.00002
%RSD	14.528	.06278	.03775	.43001	.03786	1.6311	.01568
#1	.00524	.08503	11.779	.16962	.91261	.43866	.12519
#2	.00644	.08510	11.785	.16859	.91309	.42866	.12522

Elem	Ag3280	Na3302	Na5889	Sr4215	Tl1908	Sn1899	Ti3349
Units	ppm	ppm	ppm	ppm	ppm	ppm	ppm
Avge	.00026	37.519	33.365	.00788	-.01155	.01092	.11856
SDev	.00009	.014	.082	.00005	.00010	.00119	.00020
%RSD	33.390	.03787	.24450	.65299	.83897	10.863	.17290
#1	.00020	37.529	33.422	.00784	-.01148	.01175	.11841

file:///c:/tjadata/temp/a040512.TXT

#2	.00033	37.509	33.307	.00792	-.01162	.01008	.11870
Elem	V_2924	Zn2138	2203/1	2203/2	1960/1	1960/2	
Units	ppm	ppm	ppm	ppm	ppm	ppm	
Avge	.00986	.03770	.16491	.17693	.00280	.00736	
SDev	.00016	.00006	.00021	.00080	.00269	.00007	
%RSD	1.6623	.16028	.12532	.45383	96.044	.98844	
#1	.00975	.03774	.16505	.17637	.00090	.00741	
#2	.00998	.03765	.16476	.17750	.00470	.00731	

IntStd	1	2	3	4	5	6	7
Mode	*Counts	NOTUSED	NOTUSED	NOTUSED	NOTUSED	NOTUSED	NOTUSED

Analysis Report

04/05/12 10:39:55 AM

page 30

Elem	Y	--	--	--	--	--	--
Wavlen	371.030	--	--	--	--	--	--
Avge	41048	--	--	--	--	--	--
SDev	32.52691	--	--	--	--	--	--
%RSD	.0792412	--	--	--	--	--	--
#1	41025	--	--	--	--	--	--
#2	41071	--	--	--	--	--	--

Method: 20076010 Sample Name: 600-53045-a-1-a Operator: DCL
Run Time: 04/05/12 10:39:59
Comment: TRACE 61E
Mode: CONC Corr. Factor: 1

Elem	Al3082	Sb2068	As1890	Ba4934	Be3130	B_2496	Cd2265
Units	ppm	ppm	ppm	ppm	ppm	ppm	ppm
Avge	149.24	.00513	.31549	5.5010	.00996	.03424	.00921
SDev	.15	.00160	.00099	.0015	.00002	.00011	.00013
%RSD	.09884	31.211	.31336	.02772	.20541	.31381	1.4243
#1	149.13	.00626	.31619	5.5021	.00997	.03432	.00930
#2	149.34	.00400	.31479	5.5000	.00995	.03417	.00911

Elem	Ca3179	Cr2677	Co2286	Cu3247	Fe2714	Li6707	Pb2203
Units	ppm	ppm	ppm	ppm	ppm	ppm	ppm
Avge	60.092	.28424	.08492	1.9645	201.54	.13053	1.7845
SDev	.038	.00044	.00003	.0006	.14	.00013	.0027
%RSD	.06402	.15610	.03978	.02989	.07011	.09877	.14971
#1	60.119	.28456	.08495	1.9641	201.64	.13044	1.7864
#2	60.065	.28393	.08490	1.9649	201.44	.13062	1.7826

Elem	Se1960	Mg2790	Mn2576	Mo2020	Ni2316	K_7664	Si2881
Units	ppm	ppm	ppm	ppm	ppm	ppm	ppm
Avge	.00631	18.514	1.4182	.01730	.15972	9.4530	7.0947
SDev	.00148	.001	.0013	.00003	.00040	.0168	.0076
%RSD	23.539	.00441	.09511	.16613	.25383	.17751	.10766
#1	.00526	18.514	1.4191	.01728	.15943	9.4412	7.0893
#2	.00735	18.515	1.4172	.01732	.16000	9.4649	7.1001

Elem	Ag3280	Na3302	Na5889	Sr4215	Tl1908	Sn1899	Ti3349
Units	ppm	ppm	ppm	ppm	ppm	ppm	ppm
Avge	.02635	10.837	10.352	.51895	-.01052	.15986	.23210
SDev	.00021	.073	.035	.00028	.00107	.00147	.00028

file:///c:/tjadata/temp/a040512.TXT

%RSD	.78048	.67007	.33517	.05355	10.151	.91874	.12142
#1	.02649	10.889	10.328	.51915	-.00977	.16090	.23229
#2	.02620	10.786	10.377	.51876	-.01128	.15883	.23190
Elem	V_2924	Zn2138	2203/1	2203/2	1960/1	1960/2	
Units	ppm	ppm	ppm	ppm	ppm	ppm	
Avge	.26233	3.0335	1.7009	1.8264	.00143	.00874	
SDev	.00014	.0010	.0048	.0016	.00041	.00243	
%RSD	.05264	.03188	.28022	.08895	28.663	27.798	
#1	.26243	3.0341	1.7042	1.8275	.00172	.00703	

Analysis Report

04/05/12 10:43:46 AM

page 31

#2	.26224	3.0328	1.6975	1.8252	.00114	.01046	
IntStd	1	2	3	4	5	6	7
Mode	*Counts	NOTUSED	NOTUSED	NOTUSED	NOTUSED	NOTUSED	NOTUSED
Elem	Y	--	--	--	--	--	--
Wavlen	371.030	--	--	--	--	--	--
Avge	45604	--	--	--	--	--	--
SDev	116.6726	--	--	--	--	--	--
%RSD	.2558358	--	--	--	--	--	--
#1	45522	--	--	--	--	--	--
#2	45687	--	--	--	--	--	--

Method: 20076010 Sample Name: 600-53045-a-1-b du Operator: DCL

Run Time: 04/05/12 10:43:49

Comment: TRACE 61E

Mode: CONC Corr. Factor: 1

Elem	Al3082	Sb2068	As1890	Ba4934	Be3130	B_2496	Cd2265
Units	ppm	ppm	ppm	ppm	ppm	ppm	ppm
Avge	171.37	.00507	.37174	6.6749	.01031	.03687	.01072
SDev	.31	.00045	.00114	.0145	.00000	.00007	.00006
%RSD	.17942	8.9547	.30768	.21756	.04154	.18637	.60294
#1	171.58	.00475	.37255	6.6851	.01031	.03682	.01077
#2	171.15	.00539	.37093	6.6646	.01031	.03692	.01068
Elem	Ca3179	Cr2677	Co2286	Cu3247	Fe2714	Li6707	Pb2203
Units	ppm	ppm	ppm	ppm	ppm	ppm	ppm
Avge	68.227	.33374	.08157	2.3475	225.67	.15675	2.1075
SDev	.006	.00027	.00025	.0081	.04	.00033	.0119
%RSD	.00901	.08090	.30552	.34438	.01621	.21146	.56236
#1	68.231	.33393	.08174	2.3532	225.70	.15699	2.0991
#2	68.222	.33355	.08139	2.3417	225.64	.15652	2.1158
Elem	Se1960	Mg2790	Mn2576	Mo2020	Ni2316	K_7664	Si2881
Units	ppm	ppm	ppm	ppm	ppm	ppm	ppm
Avge	.00450	19.324	1.4479	.01959	.18475	10.042	7.2078
SDev	.00336	.008	.0010	.00023	.00029	.017	.0103
%RSD	74.668	.04122	.06938	1.1909	.15539	.17100	.14342
#1	.00688	19.318	1.4486	.01975	.18495	10.054	7.2151
#2	.00213	19.329	1.4472	.01942	.18455	10.030	7.2005
Elem	Ag3280	Na3302	Na5889	Sr4215	Tl1908	Sn1899	Ti3349
Units	ppm	ppm	ppm	ppm	ppm	ppm	ppm

file:///c:/tjadata/temp/a040512.TXT

Avge	.03336	11.103	10.623	.56938	-.01051	.18839	.23091
SDev	.00010	.035	.036	.00115	.00441	.00077	.00015
%RSD	.28659	.31713	.33627	.20164	42.014	.40995	.06681
#1	.03342	11.128	10.648	.57020	-.00739	.18893	.23102
#2	.03329	11.078	10.597	.56857	-.01363	.18784	.23080
Elem	V_2924	Zn2138	2203/1	2203/2	1960/1	1960/2	
Units	ppm	ppm	ppm	ppm	ppm	ppm	
Avge	.27678	3.4898	2.0013	2.1606	-.00443	.00897	

Analysis Report

04/05/12 10:47:37 AM

page 32

SDev	.00017	.0001	.0050	.0153	.00169	.00420	
%RSD	.06077	.00421	.25044	.70683	38.227	46.796	
#1	.27666	3.4899	1.9977	2.1498	-.00323	.01194	
#2	.27690	3.4897	2.0048	2.1713	-.00563	.00600	
IntStd	1	2	3	4	5	6	7
Mode	*Counts	NOTUSED	NOTUSED	NOTUSED	NOTUSED	NOTUSED	NOTUSED
Elem	Y	--	--	--	--	--	--
Wavlen	371.030	--	--	--	--	--	--
Avge	45480	--	--	--	--	--	--
SDev	142.1285	--	--	--	--	--	--
%RSD	.3125111	--	--	--	--	--	--
#1	45580	--	--	--	--	--	--
#2	45379	--	--	--	--	--	--

Method: 20076010 Sample Name: 600-53045-a-1-c ms Operator: DCL
 Run Time: 04/05/12 10:47:40
 Comment: TRACE 61E
 Mode: CONC Corr. Factor: 1

Elem	Al3082	Sb2068	As1890	Ba4934	Be3130	B_2496	Cd2265
Units	ppm	ppm	ppm	ppm	ppm	ppm	ppm
Avge	194.17	.28332	1.1935	6.4526	.45174	.67230	.45526
SDev	.91	.00265	.0004	.0336	.00010	.00107	.00014
%RSD	.46750	.93441	.03750	.52072	.02217	.15888	.02997
#1	194.82	.28145	1.1939	6.4764	.45167	.67306	.45536
#2	193.53	.28519	1.1932	6.4288	.45181	.67155	.45517
Elem	Ca3179	Cr2677	Co2286	Cu3247	Fe2714	Li6707	Pb2203
Units	ppm	ppm	ppm	ppm	ppm	ppm	ppm
Avge	71.470	1.1959	.96315	2.9071	224.21	.63206	2.6120
SDev	.034	.0011	.00028	.0180	.13	.00410	.0035
%RSD	.04795	.08978	.02884	.61994	.05948	.64832	.13560
#1	71.446	1.1966	.96334	2.9198	224.31	.63496	2.6095
#2	71.494	1.1951	.96295	2.8943	224.12	.62916	2.6145
Elem	Se1960	Mg2790	Mn2576	Mo2020	Ni2316	K_7664	Si2881
Units	ppm	ppm	ppm	ppm	ppm	ppm	ppm
Avge	.80854	30.215	2.4929	.86112	1.1138	21.383	7.0683
SDev	.00083	.017	.0020	.00107	.0011	.135	.0268
%RSD	.10315	.05521	.08196	.12391	.10156	.63349	.37883
#1	.80795	30.204	2.4944	.86037	1.1146	21.479	7.0873
#2	.80913	30.227	2.4915	.86188	1.1130	21.287	7.0494

file:///c:/tjadata/temp/a040512.TXT

Elem	Ag3280	Na3302	Na5889	Sr4215	Tl1908	Sn1899	Ti3349
Units	ppm	ppm	ppm	ppm	ppm	ppm	ppm
Avge	.48752	21.296	20.708	1.0174	.92577	.93454	.56829
SDev	.00109	.076	.157	.0048	.00367	.00105	.00132
%RSD	.22283	.35757	.76005	.47431	.39609	.11256	.23272
#1	.48828	21.350	20.819	1.0208	.92318	.93528	.56923
#2	.48675	21.242	20.597	1.0140	.92837	.93379	.56736

Analysis Report

04/05/12 10:51:28 AM

page 33

Elem	V_2924	Zn2138	2203/1	2203/2	1960/1	1960/2
Units	ppm	ppm	ppm	ppm	ppm	ppm
Avge	1.1971	3.7097	2.4820	2.6771	.75404	.83579
SDev	.0024	.0051	.0043	.0075	.00366	.00308
%RSD	.20211	.13845	.17515	.27965	.48580	.36882
#1	1.1988	3.7133	2.4851	2.6718	.75663	.83362
#2	1.1954	3.7061	2.4789	2.6823	.75145	.83797

IntStd	1	2	3	4	5	6	7
Mode	*Counts	NOTUSED	NOTUSED	NOTUSED	NOTUSED	NOTUSED	NOTUSED
Elem	Y	--	--	--	--	--	--
Wavlen	371.030	--	--	--	--	--	--
Avge	44906	--	--	--	--	--	--
SDev	41.01219	--	--	--	--	--	--
%RSD	.0913290	--	--	--	--	--	--
#1	44935	--	--	--	--	--	--
#2	44877	--	--	--	--	--	--

Method: 20076010 Sample Name: 600-53045-a-1-d msd Operator: DCL
Run Time: 04/05/12 10:51:31
Comment: TRACE 61E
Mode: CONC Corr. Factor: 1

Elem	Al3082	Sb2068	As1890	Ba4934	Be3130	B_2496	Cd2265
Units	ppm	ppm	ppm	ppm	ppm	ppm	ppm
Avge	210.99	.27775	1.2321	7.7035	.44656	.64545	.45288
SDev	.08	.00127	.0012	.0028	.00015	.00060	.00126
%RSD	.03960	.45716	.09481	.03667	.03400	.09336	.27892
#1	211.05	.27685	1.2329	7.7055	.44645	.64503	.45199
#2	210.93	.27864	1.2313	7.7015	.44667	.64588	.45378

Elem	Ca3179	Cr2677	Co2286	Cu3247	Fe2714	Li6707	Pb2203
Units	ppm	ppm	ppm	ppm	ppm	ppm	ppm
Avge	74.972	1.2223	.95078	3.2940	252.46	.64716	2.9506
SDev	.076	.0002	.00043	.0049	.17	.00093	.0090
%RSD	.10190	.01634	.04535	.14767	.06809	.14290	.30439
#1	74.918	1.2224	.95047	3.2975	252.34	.64781	2.9442
#2	75.026	1.2222	.95108	3.2906	252.58	.64650	2.9569

Elem	Se1960	Mg2790	Mn2576	Mo2020	Ni2316	K_7664	Si2881
Units	ppm	ppm	ppm	ppm	ppm	ppm	ppm
Avge	.79440	30.123	2.4724	.85549	1.1381	21.463	6.5642
SDev	.00203	.027	.0014	.00062	.0015	.026	.0014
%RSD	.25605	.09096	.05706	.07217	.13162	.12059	.02198
#1	.79296	30.104	2.4714	.85505	1.1391	21.481	6.5652

file:///c:/tjadata/temp/a040512.TXT

#2	.79584	30.142	2.4734	.85592	1.1370	21.444	6.5632
Elem	Ag3280	Na3302	Na5889	Sr4215	Tl1908	Sn1899	Ti3349
Units	ppm	ppm	ppm	ppm	ppm	ppm	ppm
Avge	.48765	21.537	20.769	1.0566	.91798	.96583	.51871
SDev	.00036	.015	.033	.0002	.00138	.00079	.00002

Analysis Report

04/05/12 10:55:19 AM

page 34

%RSD	.07390	.06851	.15966	.01782	.15073	.08190	.00462
------	--------	--------	--------	--------	--------	--------	--------

#1	.48790	21.526	20.792	1.0567	.91896	.96527	.51870
#2	.48739	21.547	20.745	1.0564	.91701	.96639	.51873

Elem	V_2924	Zn2138	2203/1	2203/2	1960/1	1960/2
Units	ppm	ppm	ppm	ppm	ppm	ppm
Avge	1.1782	4.3391	2.8071	3.0223	.74790	.81765
SDev	.0001	.0027	.0177	.0046	.00434	.00088
%RSD	.00997	.06119	.63176	.15235	.58091	.10747

#1	1.1781	4.3372	2.7946	3.0191	.74482	.81703
#2	1.1783	4.3410	2.8197	3.0256	.75097	.81828

IntStd	1	2	3	4	5	6	7
Mode	*Counts	NOTUSED	NOTUSED	NOTUSED	NOTUSED	NOTUSED	NOTUSED
Elem	Y	--	--	--	--	--	--
Wavlen	371.030	--	--	--	--	--	--
Avge	44991	--	--	--	--	--	--
SDev	70.71068	--	--	--	--	--	--
%RSD	.1571663	--	--	--	--	--	--

#1	45041	--	--	--	--	--	--
#2	44941	--	--	--	--	--	--

Method: 20076010 Sample Name: 600-53048-b-1-a Operator: DCL

Run Time: 04/05/12 10:55:22

Comment: TRACE 61E

Mode: CONC Corr. Factor: 1

Elem	Al3082	Sb2068	As1890	Ba4934	Be3130	B_2496	Cd2265
Units	ppm	ppm	ppm	ppm	ppm	ppm	ppm
Avge	13.523	.00645	.01374	1.4061	-.00021	.00788	.11349
SDev	.014	.00236	.00424	.0007	.00001	.00109	.00001
%RSD	.10606	36.617	30.841	.04813	3.0583	13.780	.01256

#1	13.533	.00812	.01674	1.4066	-.00021	.00865	.11348
#2	13.512	.00478	.01074	1.4056	-.00022	.00711	.11350

Elem	Ca3179	Cr2677	Co2286	Cu3247	Fe2714	Li6707	Pb2203
Units	ppm	ppm	ppm	ppm	ppm	ppm	ppm
Avge	7.4422	.45771	.03212	.10694	43.163	.00383	6.6654
SDev	.0144	.00117	.00025	.00011	.077	.00003	.0239
%RSD	.19368	.25471	.78772	.10484	.17937	.77812	.35892

#1	7.4524	.45853	.03194	.10702	43.218	.00385	6.6824
#2	7.4320	.45689	.03230	.10686	43.109	.00381	6.6485

Elem	Se1960	Mg2790	Mn2576	Mo2020	Ni2316	K_7664	Si2881
Units	ppm	ppm	ppm	ppm	ppm	ppm	ppm
Avge	.00103	1.5786	.32704	.02381	.05578	.54221	1.4722
SDev	.00096	.0064	.00080	.00107	.00009	.01478	.0062
%RSD	93.313	.40764	.24518	4.5099	.15320	2.7265	.42424

#1	.00035	1.5831	.32761	.02457	.05572	.55266	1.4766
#2	.00171	1.5740	.32648	.02305	.05584	.53175	1.4678

Analysis Report

04/05/12 10:59:10 AM

page 35

Elem	Ag3280	Na3302	Na5889	Sr4215	Tl1908	Sn1899	Ti3349
Units	ppm	ppm	ppm	ppm	ppm	ppm	ppm
Avge	-.00032	.92044	.27763	.04891	-.00031	.03400	.23842
SDev	.00033	.05379	.00104	.00001	.00322	.00037	.00043
%RSD	104.60	5.8443	.37439	.02188	1047.9	1.0840	.17903

#1	-.00055	.88240	.27836	.04892	.00197	.03374	.23873
#2	-.00008	.95848	.27689	.04890	-.00258	.03426	.23812

Elem	V_2924	Zn2138	2203/1	2203/2	1960/1	1960/2
Units	ppm	ppm	ppm	ppm	ppm	ppm
Avge	.01837	12.384	6.3437	6.8263	-.00637	.00473
SDev	.00037	.024	.0063	.0327	.00868	.00290
%RSD	2.0116	.19050	.09921	.47959	136.23	61.339

#1	.01863	12.400	6.3482	6.8495	-.01251	.00678
#2	.01811	12.367	6.3393	6.8032	-.00023	.00268

IntStd	1	2	3	4	5	6	7
Mode	*Counts	NOTUSED	NOTUSED	NOTUSED	NOTUSED	NOTUSED	NOTUSED
Elem	Y	--	--	--	--	--	--
Wavlen	371.030	--	--	--	--	--	--
Avge	40710	--	--	--	--	--	--
SDev	2.828427	--	--	--	--	--	--
%RSD	.0069477	--	--	--	--	--	--

#1	40708	--	--	--	--	--	--
#2	40712	--	--	--	--	--	--

Method: 20076010 Sample Name: PDS 600-52867-a-10-a Operator: DCL

Run Time: 04/05/12 10:59:13

Comment: TRACE 61E

Mode: CONC Corr. Factor: 1

Elem	Al3082	Sb2068	As1890	Ba4934	Be3130	B_2496	Cd2265
Units	ppm	ppm	ppm	ppm	ppm	ppm	ppm
Avge	181.01	.87113	1.0122	2.3880	.40678	.92567	.39503
SDev	.51	.00270	.0026	.0052	.00002	.00207	.00004
%RSD	.28186	.31051	.25295	.21738	.00521	.22367	.01106

#1	181.37	.87304	1.0140	2.3917	.40676	.92714	.39500
#2	180.65	.86921	1.0103	2.3844	.40679	.92421	.39506

Elem	Ca3179	Cr2677	Co2286	Cu3247	Fe2714	Li6707	Pb2203
Units	ppm	ppm	ppm	ppm	ppm	ppm	ppm
Avge	927.63	1.0123	.87598	1.0806	231.13	1.1363	1.1785
SDev	1.36	.0009	.00006	.0039	.04	.0050	.0013
%RSD	.14663	.08690	.00662	.35824	.01736	.44289	.10645

#1	926.67	1.0129	.87594	1.0833	231.10	1.1399	1.1776
#2	928.59	1.0117	.87602	1.0778	231.16	1.1328	1.1794

Elem	Se1960	Mg2790	Mn2576	Mo2020	Ni2316	K_7664	Si2881
Units	ppm	ppm	ppm	ppm	ppm	ppm	ppm
Avge	.79545	36.401	8.6098	.84029	1.1455	35.808	9.6073

file:///c:/tjadata/temp/a040512.TXT

SDev	.00177	.016	.0021	.00262	.0021	.132	.0175
%RSD	.22237	.04522	.02436	.31133	.18749	.36856	.18172

Analysis Report

04/05/12 11:03:01 AM

page 36

#1	.79671	36.389	8.6113	.83844	1.1470	35.901	9.6197
#2	.79420	36.413	8.6083	.84214	1.1440	35.715	9.5950

Elem	Ag3280	Na3302	Na5889	Sr4215	Tl1908	Sn1899	Ti3349
Units	ppm	ppm	ppm	ppm	ppm	ppm	ppm
Avge	.44257	10.956	12.692	4.6141	.84182	.82970	1.1403
SDev	.00122	.037	.059	.0098	.00003	.00038	.0015
%RSD	.27466	.33901	.46615	.21320	.00358	.04616	.13518

#1	.44343	10.983	12.734	4.6210	.84179	.82997	1.1414
#2	.44171	10.930	12.650	4.6071	.84184	.82943	1.1392

Elem	V_2924	Zn2138	2203/1	2203/2	1960/1	1960/2
Units	ppm	ppm	ppm	ppm	ppm	ppm
Avge	1.4853	1.5878	1.1101	1.2127	.74999	.81819
SDev	.0006	.0014	.0010	.0014	.00169	.00181
%RSD	.04326	.08665	.09256	.11280	.22500	.22116

#1	1.4857	1.5888	1.1094	1.2117	.75119	.81947
#2	1.4848	1.5868	1.1109	1.2137	.74880	.81691

IntStd	1	2	3	4	5	6	7
Mode	*Counts	NOTUSED	NOTUSED	NOTUSED	NOTUSED	NOTUSED	NOTUSED
Elem	Y	--	--	--	--	--	--
Wavlen	371.030	--	--	--	--	--	--
Avge	43973	--	--	--	--	--	--
SDev	91.92388	--	--	--	--	--	--
%RSD	.2090462	--	--	--	--	--	--

#1	44038	--	--	--	--	--	--
#2	43908	--	--	--	--	--	--

Method: 20076010 Sample Name: SD 600-52867-a-10a@5 Operator: DCL

Run Time: 04/05/12 11:03:04

Comment: TRACE 61E

Mode: CONC Corr. Factor: 1

Elem	Al3082	Sb2068	As1890	Ba4934	Be3130	B_2496	Cd2265
Units	ppm	ppm	ppm	ppm	ppm	ppm	ppm
Avge	40.076	.00560	.03948	.35600	.00251	.01343	.00016
SDev	.033	.00138	.00083	.00054	.00002	.00050	.00003
%RSD	.08286	24.586	2.1078	.15044	.81809	3.6984	15.690

#1	40.099	.00463	.04007	.35638	.00253	.01379	.00018
#2	40.052	.00657	.03889	.35562	.00250	.01308	.00014

Elem	Ca3179	Cr2677	Co2286	Cu3247	Fe2714	Li6707	Pb2203
Units	ppm	ppm	ppm	ppm	ppm	ppm	ppm
Avge	275.31	.05554	.02660	.05002	52.916	.02711	.09407
SDev	.74	.00019	.00041	.00006	.101	.00005	.00059
%RSD	.26721	.33878	1.5321	.12426	.19024	.19504	.62333

#1	275.83	.05568	.02631	.04997	52.988	.02715	.09449
#2	274.79	.05541	.02688	.05006	52.845	.02707	.09366

Elem	Se1960	Mg2790	Mn2576	Mo2020	Ni2316	K_7664	Si2881
------	--------	--------	--------	--------	--------	--------	--------

Units	ppm	ppm	ppm	ppm	ppm	ppm	ppm
Avge	.00055	6.9967	1.9368	.00331	.08359	4.8129	2.0463
SDev	.00079	.0187	.0047	.00159	.00033	.0160	.0034
%RSD	142.72	.26761	.24019	48.022	.39681	.33197	.16620
#1	.00111	7.0099	1.9401	.00443	.08383	4.8242	2.0487
#2	-.00001	6.9834	1.9336	.00218	.08336	4.8016	2.0439
Elem	Ag3280	Na3302	Na5889	Sr4215	Tl1908	Sn1899	Ti3349
Units	ppm	ppm	ppm	ppm	ppm	ppm	ppm
Avge	-.00073	.21244	.31815	.90381	.00331	.00866	.07286
SDev	.00018	.05641	.00131	.00130	.00174	.00113	.00009
%RSD	24.760	26.554	.41085	.14346	52.532	13.049	.11814
#1	-.00085	.17255	.31908	.90472	.00454	.00786	.07292
#2	-.00060	.25233	.31723	.90289	.00208	.00946	.07280
Elem	V_2924	Zn2138	2203/1	2203/2	1960/1	1960/2	
Units	ppm	ppm	ppm	ppm	ppm	ppm	
Avge	.16180	.17675	.08215	.10003	-.00339	.00252	
SDev	.00030	.00047	.00142	.00017	.00058	.00089	
%RSD	.18436	.26623	1.7278	.16984	17.172	35.267	
#1	.16201	.17708	.08316	.10015	-.00298	.00315	
#2	.16159	.17641	.08115	.09991	-.00380	.00189	
IntStd	1	2	3	4	5	6	7
Mode	*Counts	NOTUSED	NOTUSED	NOTUSED	NOTUSED	NOTUSED	NOTUSED
Elem	Y	--	--	--	--	--	--
Wavlen	371.030	--	--	--	--	--	--
Avge	40968	--	--	--	--	--	--
SDev	116.6726	--	--	--	--	--	--
%RSD	.2847862	--	--	--	--	--	--
#1	40886	--	--	--	--	--	--
#2	41051	--	--	--	--	--	--

Method: 20076010 Sample Name: CCV met0412ccv_00001 Operator: DCL
 Run Time: 04/05/12 11:06:55
 Comment: TRACE 61E
 Mode: CONC Corr. Factor: 1

Elem	Al3082	Sb2068	As1890	Ba4934	Be3130	B_2496	Cd2265
Units	ppm	ppm	ppm	ppm	ppm	ppm	ppm
Avge	2.4688	.50455	.50571	.51170	.48994	.50688	.51884
SDev	.0013	.00058	.00246	.00045	.00176	.00028	.00147
%RSD	.05413	.11551	.48600	.08760	.35820	.05557	.28368
#1	2.4697	.50496	.50745	.51202	.49118	.50708	.51988
#2	2.4678	.50414	.50398	.51139	.48870	.50668	.51780
Elem	Ca3179	Cr2677	Co2286	Cu3247	Fe2714	Li6707	Pb2203
Units	ppm	ppm	ppm	ppm	ppm	ppm	ppm
Avge	12.604	.49005	.48598	.49136	2.5880	.47574	.49788
SDev	.036	.00135	.00098	.00041	.0001	.00081	.00312
%RSD	.28706	.27563	.20097	.08255	.00534	.17115	.62629

#1	12.629	.49100	.48667	.49164	2.5879	.47632	.50008
#2	12.578	.48909	.48529	.49107	2.5881	.47517	.49567

Elem	Se1960	Mg2790	Mn2576	Mo2020	Ni2316	K_7664	Si2881
Units	ppm	ppm	ppm	ppm	ppm	ppm	ppm
Avge	.49370	4.9349	.48745	.50639	.52766	12.667	.94825
SDev	.00099	.0172	.00136	.00056	.00125	.033	.00227
%RSD	.20124	.34780	.27963	.11068	.23699	.25894	.23898

#1	.49441	4.9471	.48842	.50599	.52854	12.690	.94985
#2	.49300	4.9228	.48649	.50679	.52677	12.643	.94665

Elem	Ag3280	Na3302	Na5889	Sr4215	Tl1908	Sn1899	Ti3349
Units	ppm	ppm	ppm	ppm	ppm	ppm	ppm
Avge	.25080	12.906	12.361	.25617	.53038	.49665	.50744
SDev	.00008	.076	.016	.00032	.00546	.00046	.00128
%RSD	.03233	.58953	.12572	.12659	1.0296	.09267	.25218

#1	.25086	12.852	12.372	.25640	.52652	.49697	.50834
#2	.25075	12.960	12.350	.25594	.53424	.49632	.50653

Elem	V_2924	Zn2138	2203/1	2203/2	1960/1	1960/2
Units	ppm	ppm	ppm	ppm	ppm	ppm
Avge	.49781	.51849	.47244	.51059	.46611	.50756
SDev	.00141	.00125	.00056	.00496	.00186	.00056
%RSD	.28328	.24069	.11878	.97097	.39871	.11058

#1	.49881	.51937	.47204	.51410	.46742	.50795
#2	.49681	.51761	.47284	.50709	.46480	.50716

IntStd	1	2	3	4	5	6	7
Mode	*Counts	NOTUSED	NOTUSED	NOTUSED	NOTUSED	NOTUSED	NOTUSED
Elem	Y	--	--	--	--	--	--
Wavlen	371.030	--	--	--	--	--	--
Avge	40357	--	--	--	--	--	--
SDev	96.16652	--	--	--	--	--	--
%RSD	.2382896	--	--	--	--	--	--

#1	40289	--	--	--	--	--	--
#2	40425	--	--	--	--	--	--

Method: 20076010 Sample Name: CCB Operator: DCL
Run Time: 04/05/12 11:10:46
Comment: TRACE 61E
Mode: CONC Corr. Factor: 1

Elem	Al3082	Sb2068	As1890	Ba4934	Be3130	B_2496	Cd2265
Units	ppm	ppm	ppm	ppm	ppm	ppm	ppm
Avge	.04108	.00065	.00263	-.00009	-.00056	.00170	-.00006
SDev	.00174	.00191	.00040	.00014	.00003	.00091	.00001
%RSD	4.2449	293.30	15.103	160.13	6.0748	53.484	14.174

#1	.04231	.00200	.00291	.00001	-.00053	.00235	-.00006
#2	.03984	-.00070	.00235	-.00018	-.00058	.00106	-.00007

Analysis Report 04/05/12 11:14:34 AM page 39

Elem	Ca3179	Cr2677	Co2286	Cu3247	Fe2714	Li6707	Pb2203
------	--------	--------	--------	--------	--------	--------	--------

file:///c:/tjadata/temp/a040512.TXT

Units	ppm	ppm	ppm	ppm	ppm	ppm	ppm
Avge	-.03609	.00052	-.00048	-.00259	-.01283	.00012	.00040
SDev	.00107	.00061	.00012	.00041	.01036	.00011	.00088
%RSD	2.9545	118.36	25.689	16.015	80.727	88.392	219.74
#1	-.03533	.00095	-.00039	-.00229	-.00551	.00020	.00102
#2	-.03684	.00008	-.00056	-.00288	-.02015	.00005	-.00022
Elem	Se1960	Mg2790	Mn2576	Mo2020	Ni2316	K_7664	Si2881
Units	ppm	ppm	ppm	ppm	ppm	ppm	ppm
Avge	.00170	-.00462	.00009	.00088	-.00080	-.04163	-.00687
SDev	.00235	.00592	.00007	.00143	.00013	.03842	.00352
%RSD	138.28	128.32	83.360	162.46	15.659	92.291	51.300
#1	.00336	-.00043	.00014	.00189	-.00071	-.01446	-.00438
#2	.00004	-.00881	.00004	-.00013	-.00089	-.06880	-.00936
Elem	Ag3280	Na3302	Na5889	Sr4215	Tl1908	Sn1899	Ti3349
Units	ppm	ppm	ppm	ppm	ppm	ppm	ppm
Avge	-.00040	.00972	-.01841	-.00005	.00311	.00060	.00022
SDev	.00011	.05445	.00330	.00005	.00043	.00054	.00022
%RSD	27.969	560.42	17.932	118.02	13.893	90.582	100.18
#1	-.00048	.04822	-.01608	-.00001	.00280	.00098	.00037
#2	-.00032	-.02878	-.02075	-.00008	.00341	.00021	.00006
Elem	V_2924	Zn2138	2203/1	2203/2	1960/1	1960/2	
Units	ppm	ppm	ppm	ppm	ppm	ppm	
Avge	.00034	-.00281	-.00138	.00129	.00238	.00136	
SDev	.00084	.00001	.00369	.00317	.00702	.00704	
%RSD	245.09	.52637	267.90	245.45	295.42	517.57	
#1	.00094	-.00282	-.00399	.00353	-.00259	.00633	
#2	-.00025	-.00280	.00123	-.00095	.00735	-.00362	
IntStd	1	2	3	4	5	6	7
Mode	*Counts	NOTUSED	NOTUSED	NOTUSED	NOTUSED	NOTUSED	NOTUSED
Elem	Y	--	--	--	--	--	--
Wavlen	371.030	--	--	--	--	--	--
Avge	41269	--	--	--	--	--	--
SDev	147.0782	--	--	--	--	--	--
%RSD	.3563891	--	--	--	--	--	--
#1	41165	--	--	--	--	--	--
#2	41373	--	--	--	--	--	--

Analysis Report

04/05/12 11:47:30 AM

page 1

Method: 20076010 Sample Name: 600-52989-b-1-a@5 Operator: DCL
 Run Time: 04/05/12 11:43:41
 Comment: TRACE 61E
 Mode: CONC Corr. Factor: 1

Elem	Al3082	Sb2068	As1890	Ba4934	Be3130	B_2496	Cd2265
Units	ppm	ppm	ppm	ppm	ppm	ppm	ppm
Avge	.05366	-.00085	.00305	.00317	-.00072	-.00155	-.00030
SDev	.00014	.00014	.00145	.00002	.00000	.00026	.00006
%RSD	.26554	16.170	47.465	.74610	.62173	16.649	20.148
#1	.05356	-.00075	.00408	.00318	-.00072	-.00136	-.00034
#2	.05376	-.00095	.00203	.00315	-.00072	-.00173	-.00026

Elem	Ca3179	Cr2677	Co2286	Cu3247	Fe2714	Li6707	Pb2203
Units	ppm	ppm	ppm	ppm	ppm	ppm	ppm
Avge	.21867	.44744	.00070	1.2984	4.9646	.00023	.03521
SDev	.00032	.00188	.00003	.0038	.0046	.00001	.00142
%RSD	.14412	.42089	3.5111	.29387	.09307	5.3052	4.0281

#1	.21889	.44877	.00068	1.3011	4.9679	.00024	.03621
#2	.21845	.44611	.00072	1.2957	4.9613	.00022	.03421

Elem	Se1960	Mg2790	Mn2576	Mo2020	Ni2316	K_7664	Si2881
Units	ppm	ppm	ppm	ppm	ppm	ppm	ppm
Avge	.00273	.01136	2.4724	.03386	.18879	.02834	.01622
SDev	.00241	.00086	.0102	.00130	.00023	.01119	.00055
%RSD	88.291	7.5605	.41096	3.8431	.12284	39.469	3.4059

#1	.00443	.01197	2.4796	.03294	.18895	.03626	.01661
#2	.00102	.01075	2.4652	.03478	.18862	.02043	.01583

Elem	Ag3280	Na3302	Na5889	Sr4215	Tl1908	Sn1899	Ti3349
Units	ppm	ppm	ppm	ppm	ppm	ppm	ppm
Avge	-.00019	7.3444	6.7705	.00140	-.00330	.00232	.02410
SDev	.00029	.0292	.0033	.00001	.00201	.00068	.00013
%RSD	154.63	.39703	.04941	.73442	61.021	29.146	.54437

#1	-.00039	7.3238	6.7681	.00141	-.00188	.00184	.02419
#2	.00002	7.3650	6.7729	.00140	-.00472	.00280	.02400

Elem	V_2924	Zn2138	2203/1	2203/2	1960/1	1960/2
Units	ppm	ppm	ppm	ppm	ppm	ppm
Avge	.00199	.00500	.03212	.03675	.00631	.00093
SDev	.00001	.00030	.00175	.00125	.00447	.00137
%RSD	.35574	6.0985	5.4343	3.4135	70.859	147.12

#1	.00199	.00479	.03336	.03764	.00947	.00191
#2	.00200	.00522	.03089	.03586	.00315	-.00004

IntStd	1	2	3	4	5	6	7
Mode	*Counts	NOTUSED	NOTUSED	NOTUSED	NOTUSED	NOTUSED	NOTUSED
Elem	Y	--	--	--	--	--	--
Wavlen	371.030	--	--	--	--	--	--
Avge	41184	--	--	--	--	--	--
SDev	126.5721	--	--	--	--	--	--
%RSD	.3073295	--	--	--	--	--	--

Analysis Report 04/05/12 11:47:30 AM page 2

#1	41095	--	--	--	--	--	--
#2	41274	--	--	--	--	--	--

Analysis Report 04/05/12 11:52:17 AM page 1

Method: 20076010 Sample Name: lcs 600-76449/2-a Operator: DCL
 Run Time: 04/05/12 11:48:28
 Comment: TRACE 61E
 Mode: CONC Corr. Factor: 1

Elem	Al3082	Sb2068	As1890	Ba4934	Be3130	B_2496	Cd2265
Units	ppm	ppm	ppm	ppm	ppm	ppm	ppm
Avge	82.925	.80453	1.3855	2.7259	1.4713	.87220	.70440

file:///c:/tjadata/temp/a040512.TXT

SDev	.098	.00568	.0034	.0031	.0013	.00068	.00073
%RSD	.11830	.70586	.24534	.11228	.08659	.07823	.10343
#1	82.994	.80051	1.3831	2.7281	1.4704	.87268	.70492
#2	82.855	.80854	1.3879	2.7237	1.4722	.87171	.70389
Elem	Ca3179	Cr2677	Co2286	Cu3247	Fe2714	Li6707	Pb2203
Units	ppm	ppm	ppm	ppm	ppm	ppm	ppm
Avge	90.825	.98283	1.3402	1.0696	176.28	.08859	1.3652
SDev	.095	.00012	.0008	.0016	.22	.00012	.0000
%RSD	.10455	.01260	.06092	.15368	.12473	.13612	.00185
#1	90.757	.98274	1.3407	1.0707	176.44	.08868	1.3652
#2	90.892	.98291	1.3396	1.0684	176.12	.08851	1.3653
Elem	Se1960	Mg2790	Mn2576	Mo2020	Ni2316	K_7664	Si2881
Units	ppm	ppm	ppm	ppm	ppm	ppm	ppm
Avge	1.8839	39.886	4.9732	.91425	1.3221	49.443	7.0882
SDev	.0002	.002	.0022	.00186	.0021	.035	.0025
%RSD	.00999	.00586	.04448	.20302	.16006	.07102	.03536
#1	1.8838	39.884	4.9748	.91294	1.3236	49.467	7.0899
#2	1.8840	39.888	4.9717	.91556	1.3206	49.418	7.0864
Elem	Ag3280	Na3302	Na5889	Sr4215	Tl1908	Sn1899	Ti3349
Units	ppm	ppm	ppm	ppm	ppm	ppm	ppm
Avge	.46359	3.3639	6.7620	2.5116	1.7197	1.5541	3.9654
SDev	.00059	.1002	.0245	.0025	.0083	.0016	.0008
%RSD	.12610	2.9799	.36173	.09891	.48276	.10304	.01920
#1	.46400	3.4348	6.7793	2.5134	1.7139	1.5552	3.9659
#2	.46318	3.2930	6.7448	2.5099	1.7256	1.5529	3.9649
Elem	V_2924	Zn2138	2203/1	2203/2	1960/1	1960/2	
Units	ppm	ppm	ppm	ppm	ppm	ppm	
Avge	.62118	2.2606	1.2749	1.4104	1.7441	1.9538	
SDev	.00059	.0049	.0054	.0027	.0013	.0003	
%RSD	.09543	.21621	.42262	.19369	.07203	.01770	
#1	.62076	2.2571	1.2787	1.4085	1.7433	1.9540	
#2	.62160	2.2640	1.2711	1.4123	1.7450	1.9535	

IntStd	1	2	3	4	5	6	7
Mode	*Counts	NOTUSED	NOTUSED	NOTUSED	NOTUSED	NOTUSED	NOTUSED
Elem	Y	--	--	--	--	--	--
Wavlen	371.030	--	--	--	--	--	--
Avge	42638	--	--	--	--	--	--
SDev	36.06245	--	--	--	--	--	--
%RSD	.0845772	--	--	--	--	--	--

Analysis Report

04/05/12 11:52:17 AM

page 2

#1	42664	--	--	--	--	--	--
#2	42613	--	--	--	--	--	--

Method: 20076010 Sample Name: CCV met0412ccv_00001 Operator: DCL
Run Time: 04/05/12 11:52:20
Comment: TRACE 61E
Mode: CONC Corr. Factor: 1

file:///c:/tjadata/temp/a040512.TXT

Elem	Al3082	Sb2068	As1890	Ba4934	Be3130	B_2496	Cd2265
Units	ppm	ppm	ppm	ppm	ppm	ppm	ppm
Avge	2.4143	.50134	.49877	.50764	.47316	.50228	.51140
SDev	.0055	.00063	.00158	.00054	.00099	.00009	.00077
%RSD	.22607	.12625	.31636	.10677	.20918	.01694	.15086

#1	2.4182	.50178	.49765	.50802	.47386	.50222	.51195
#2	2.4104	.50089	.49988	.50726	.47246	.50234	.51086

Elem	Ca3179	Cr2677	Co2286	Cu3247	Fe2714	Li6707	Pb2203
Units	ppm	ppm	ppm	ppm	ppm	ppm	ppm
Avge	12.265	.47428	.47020	.47808	2.5292	.47177	.48556
SDev	.021	.00025	.00075	.00024	.0080	.00009	.00127
%RSD	.16750	.05325	.15955	.04928	.31774	.01953	.26152

#1	12.280	.47446	.47073	.47825	2.5235	.47184	.48646
#2	12.251	.47410	.46967	.47791	2.5348	.47171	.48466

Elem	Se1960	Mg2790	Mn2576	Mo2020	Ni2316	K_7664	Si2881
Units	ppm	ppm	ppm	ppm	ppm	ppm	ppm
Avge	.48305	4.7675	.47510	.49945	.51024	12.512	.92297
SDev	.00047	.0064	.00085	.00143	.00134	.000	.00386
%RSD	.09718	.13406	.17933	.28656	.26301	.00184	.41875

#1	.48338	4.7720	.47570	.49844	.51119	12.512	.92570
#2	.48271	4.7629	.47450	.50046	.50929	12.512	.92023

Elem	Ag3280	Na3302	Na5889	Sr4215	Tl1908	Sn1899	Ti3349
Units	ppm	ppm	ppm	ppm	ppm	ppm	ppm
Avge	.24590	12.646	12.275	.25483	.53474	.48138	.49806
SDev	.00007	.067	.017	.00020	.00314	.00111	.00089
%RSD	.02964	.52681	.13615	.08001	.58806	.22964	.17914

#1	.24595	12.599	12.264	.25497	.53251	.48216	.49869
#2	.24584	12.693	12.287	.25468	.53696	.48060	.49743

Elem	V_2924	Zn2138	2203/1	2203/2	1960/1	1960/2	
Units	ppm	ppm	ppm	ppm	ppm	ppm	
Avge	.48325	.50883	.45335	.50166	.44710	.50107	
SDev	.00031	.00081	.00260	.00321	.00117	.00129	
%RSD	.06482	.15824	.57420	.63914	.26154	.25722	

#1	.48347	.50939	.45151	.50393	.44627	.50199	
#2	.48303	.50826	.45520	.49940	.44793	.50016	

IntStd	1	2	3	4	5	6	7
Mode	*Counts	NOTUSED	NOTUSED	NOTUSED	NOTUSED	NOTUSED	NOTUSED

Analysis Report

04/05/12 11:56:08 AM

page 3

Elem	Y	--	--	--	--	--	--
Wavlen	371.030	--	--	--	--	--	--
Avge	40862	--	--	--	--	--	--
SDev	43.13351	--	--	--	--	--	--
%RSD	.1055603	--	--	--	--	--	--
#1	40892	--	--	--	--	--	--
#2	40831	--	--	--	--	--	--

Method: 20076010 Sample Name: CCB

Operator: DCL

Run Time: 04/05/12 11:56:11

Comment: TRACE 61E
 Mode: CONC Corr. Factor: 1

Elem	Al3082	Sb2068	As1890	Ba4934	Be3130	B_2496	Cd2265
Units	ppm	ppm	ppm	ppm	ppm	ppm	ppm
Avge	.05030	.00186	.00132	-.00011	-.00073	.00118	-.00009
SDev	.00300	.00242	.00085	.00017	.00002	.00026	.00005
%RSD	5.9593	129.65	64.409	148.05	2.3410	21.923	55.032

#1	.05242	.00357	.00193	.00001	-.00072	.00137	-.00005
#2	.04818	.00016	.00072	-.00023	-.00074	.00100	-.00012

Elem	Ca3179	Cr2677	Co2286	Cu3247	Fe2714	Li6707	Pb2203
Units	ppm	ppm	ppm	ppm	ppm	ppm	ppm
Avge	-.03471	.00004	-.00022	-.00329	-.01076	.00007	-.00012
SDev	.00349	.00054	.00015	.00039	.00160	.00004	.00021
%RSD	10.068	1283.3	70.185	11.877	14.851	51.995	169.85

#1	-.03718	.00042	-.00032	-.00301	-.01189	.00005	-.00027
#2	-.03223	-.00034	-.00011	-.00356	-.00963	.00010	.00002

Elem	Se1960	Mg2790	Mn2576	Mo2020	Ni2316	K_7664	Si2881
Units	ppm	ppm	ppm	ppm	ppm	ppm	ppm
Avge	.00330	-.00672	-.00004	.00112	-.00043	-.03965	-.01094
SDev	.00161	.00499	.00011	.00041	.00061	.02934	.00243
%RSD	48.798	74.252	283.85	36.503	142.57	74.000	22.194

#1	.00444	-.01025	.00004	.00140	-.00086	-.06040	-.00923
#2	.00216	-.00319	-.00011	.00083	.00000	-.01890	-.01266

Elem	Ag3280	Na3302	Na5889	Sr4215	Tl1908	Sn1899	Ti3349
Units	ppm	ppm	ppm	ppm	ppm	ppm	ppm
Avge	-.00025	.07204	-.01704	-.00009	.00233	.00020	.00013
SDev	.00024	.12694	.00012	.00004	.00042	.00020	.00028
%RSD	96.885	176.20	.71344	44.472	18.220	98.708	212.20

#1	-.00042	-.01772	-.01695	-.00006	.00263	.00006	.00033
#2	-.00008	.16180	-.01712	-.00012	.00203	.00034	-.00007

Elem	V_2924	Zn2138	2203/1	2203/2	1960/1	1960/2
Units	ppm	ppm	ppm	ppm	ppm	ppm
Avge	-.00007	-.00251	-.00064	.00013	.00079	.00455
SDev	.00048	.00007	.00071	.00004	.00083	.00200
%RSD	651.76	2.6883	111.22	30.215	105.16	43.888

#1	.00026	-.00256	-.00114	.00016	.00138	.00597
----	--------	---------	---------	--------	--------	--------

Analysis Report 04/05/12 11:59:59 AM page 4

#2	-.00041	-.00246	-.00014	.00011	.00020	.00314	
IntStd	1	2	3	4	5	6	7
Mode	*Counts	NOTUSED	NOTUSED	NOTUSED	NOTUSED	NOTUSED	NOTUSED
Elem	Y	--	--	--	--	--	--
Wavlen	371.030	--	--	--	--	--	--
Avge	40954	--	--	--	--	--	--
SDev	71.41779	--	--	--	--	--	--
%RSD	.1743832	--	--	--	--	--	--
#1	41005	--	--	--	--	--	--
#2	40904	--	--	--	--	--	--

Analysis Report

04/05/12 01:08:25 PM

page 1

Method: 20076010 Sample Name: mb 600-76503/1-a Operator: DCL
 Run Time: 04/05/12 13:04:37
 Comment: TRACE 61E
 Mode: CONC Corr. Factor: 1

Elem	Al3082	Sb2068	As1890	Ba4934	Be3130	B_2496	Cd2265
Units	ppm	ppm	ppm	ppm	ppm	ppm	ppm
Avge	.09286	.00384	.00160	.00171	-.00117	-.00187	.00000
SDev	.00011	.00062	.00003	.00000	.00001	.00030	.00007
%RSD	.11883	16.045	1.8702	.02034	.57686	15.966	1719.7

#1	.09279	.00340	.00162	.00171	-.00117	-.00208	.00005
#2	.09294	.00427	.00158	.00171	-.00118	-.00166	-.00004

Elem	Ca3179	Cr2677	Co2286	Cu3247	Fe2714	Li6707	Pb2203
Units	ppm	ppm	ppm	ppm	ppm	ppm	ppm
Avge	.19448	.00080	-.00017	-.00338	.06755	.00021	.00124
SDev	.00878	.00001	.00033	.00006	.02747	.00000	.00047
%RSD	4.5151	1.7755	198.34	1.6773	40.671	1.4928	37.658

#1	.20069	.00079	.00007	-.00334	.08697	.00021	.00091
#2	.18827	.00082	-.00040	-.00342	.04812	.00021	.00157

Elem	Se1960	Mg2790	Mn2576	Mo2020	Ni2316	K_7664	Si2881
Units	ppm	ppm	ppm	ppm	ppm	ppm	ppm
Avge	.00225	.00531	.00043	-.00085	-.00046	-.07826	.00222
SDev	.00143	.00104	.00007	.00068	.00008	.00007	.00101
%RSD	63.535	19.546	17.222	80.739	18.149	.08665	45.659

#1	.00124	.00458	.00048	-.00036	-.00040	-.07821	.00293
#2	.00326	.00604	.00038	-.00133	-.00051	-.07831	.00150

Elem	Ag3280	Na3302	Na5889	Sr4215	Tl1908	Sn1899	Ti3349
Units	ppm	ppm	ppm	ppm	ppm	ppm	ppm
Avge	.00050	.27311	.02337	-.00014	-.00459	.03110	.00022
SDev	.00029	.09772	.00087	.00001	.00092	.00081	.00005
%RSD	57.845	35.781	3.7213	6.8254	20.062	2.6006	22.789

#1	.00071	.34221	.02275	-.00014	-.00394	.03053	.00019
#2	.00030	.20401	.02398	-.00013	-.00524	.03167	.00026

Elem	V_2924	Zn2138	2203/1	2203/2	1960/1	1960/2
Units	ppm	ppm	ppm	ppm	ppm	ppm
Avge	.00025	.02873	.00311	.00030	-.00248	.00461
SDev	.00001	.00170	.00087	.00113	.00127	.00277
%RSD	2.8021	5.9240	27.973	375.03	51.035	60.169

#1	.00025	.02993	.00372	-.00050	-.00159	.00265
#2	.00024	.02753	.00249	.00110	-.00338	.00657

IntStd	1	2	3	4	5	6	7
Mode	*Counts	NOTUSED	NOTUSED	NOTUSED	NOTUSED	NOTUSED	NOTUSED
Elem	Y	--	--	--	--	--	--
Wavlen	371.030	--	--	--	--	--	--
Avge	40550	--	--	--	--	--	--
SDev	45.96194	--	--	--	--	--	--
%RSD	.1133477	--	--	--	--	--	--

Analysis Report

04/05/12 01:08:25 PM

page 2

#1 40517 -- -- -- -- --
 #2 40582 -- -- -- -- --

 Method: 20076010 Sample Name: lcs 600-76503/2-a Operator: DCL
 Run Time: 04/05/12 13:08:28
 Comment: TRACE 61E
 Mode: CONC Corr. Factor: 1

Elem	Al3082	Sb2068	As1890	Ba4934	Be3130	B_2496	Cd2265
Units	ppm	ppm	ppm	ppm	ppm	ppm	ppm
Avge	78.583	.84570	1.3799	2.6763	1.4545	.90180	.75833
SDev	.113	.01379	.0007	.0014	.0006	.00056	.00010
%RSD	.14362	1.6304	.05081	.05317	.04247	.06179	.01291

#1	78.663	.83595	1.3804	2.6753	1.4541	.90140	.75840
#2	78.503	.85545	1.3794	2.6773	1.4550	.90219	.75827

Elem	Ca3179	Cr2677	Co2286	Cu3247	Fe2714	Li6707	Pb2203
Units	ppm	ppm	ppm	ppm	ppm	ppm	ppm
Avge	92.901	.99104	1.3389	1.0986	163.70	.08526	1.3355
SDev	.047	.00079	.0011	.0024	.05	.00009	.0022
%RSD	.05102	.07948	.08491	.21417	.02999	.10093	.16229

#1	92.934	.99160	1.3397	1.1003	163.73	.08532	1.3370
#2	92.867	.99048	1.3381	1.0970	163.66	.08520	1.3339

Elem	Se1960	Mg2790	Mn2576	Mo2020	Ni2316	K_7664	Si2881
Units	ppm	ppm	ppm	ppm	ppm	ppm	ppm
Avge	1.9141	38.506	4.9463	.95945	1.4070	47.961	3.4086
SDev	.0013	.039	.0043	.00432	.0110	.044	.0040
%RSD	.06954	.10055	.08652	.45048	.77914	.09236	.11813

#1	1.9132	38.533	4.9493	.95640	1.4147	47.993	3.4114
#2	1.9151	38.478	4.9433	.96251	1.3992	47.930	3.4057

Elem	Ag3280	Na3302	Na5889	Sr4215	Tl1908	Sn1899	Ti3349
Units	ppm	ppm	ppm	ppm	ppm	ppm	ppm
Avge	.47515	3.4485	6.8976	2.6607	1.7742	1.5328	3.6932
SDev	.00103	.0857	.0149	.0031	.0032	.0024	.0020
%RSD	.21597	2.4844	.21556	.11610	.17769	.15637	.05351

#1	.47588	3.5090	6.9081	2.6585	1.7720	1.5311	3.6918
#2	.47443	3.3879	6.8871	2.6629	1.7765	1.5345	3.6945

Elem	V_2924	Zn2138	2203/1	2203/2	1960/1	1960/2
Units	ppm	ppm	ppm	ppm	ppm	ppm
Avge	.59646	2.2126	1.2132	1.3966	1.7402	2.0010
SDev	.00009	.0002	.0044	.0010	.0106	.0073
%RSD	.01520	.00923	.36317	.07504	.61036	.36518

#1	.59652	2.2128	1.2163	1.3973	1.7478	1.9959
#2	.59640	2.2125	1.2101	1.3958	1.7327	2.0062

IntStd	1	2	3	4	5	6	7
Mode	*Counts	NOTUSED	NOTUSED	NOTUSED	NOTUSED	NOTUSED	NOTUSED

Analysis Report 04/05/12 01:12:16 PM page 3

Elem Y -- -- -- -- --

file:///c:/tjadata/temp/a040512.TXT

Wavlen	371.030	--	--	--	--	--	--
Avge	43002	--	--	--	--	--	--
SDev	245.3661	--	--	--	--	--	--
%RSD	.5705855	--	--	--	--	--	--
#1	42829	--	--	--	--	--	--
#2	43176	--	--	--	--	--	--

Method: 20076010 Sample Name: 600-52201-a-24-a Operator: DCL
Run Time: 04/05/12 13:12:19
Comment: TRACE 61E
Mode: CONC Corr. Factor: 1

Elem	Al3082	Sb2068	As1890	Ba4934	Be3130	B_2496	Cd2265
Units	ppm	ppm	ppm	ppm	ppm	ppm	ppm
Avge	158.68	.02199	.06908	4.3538	.00843	.20093	-.00266
SDev	.13	.00528	.00071	.0005	.00002	.00006	.00004
%RSD	.08200	23.998	1.0333	.01143	.27081	.03032	1.3483
#1	158.77	.02572	.06958	4.3542	.00845	.20088	-.00268
#2	158.59	.01826	.06858	4.3535	.00842	.20097	-.00263

Elem	Ca3179	Cr2677	Co2286	Cu3247	Fe2714	Li6707	Pb2203
Units	ppm	ppm	ppm	ppm	ppm	ppm	ppm
Avge	897.99	.17948	.05311	.08625	151.66	.14029	.21821
SDev	.71	.00024	.00002	.00026	.03	.00015	.00096
%RSD	.07938	.13475	.03111	.30259	.01869	.10771	.43872
#1	898.49	.17931	.05309	.08643	151.64	.14039	.21754
#2	897.49	.17965	.05312	.08606	151.68	.14018	.21889

Elem	Se1960	Mg2790	Mn2576	Mo2020	Ni2316	K_7664	Si2881
Units	ppm	ppm	ppm	ppm	ppm	ppm	ppm
Avge	-.00591	43.396	2.8399	.01286	.10734	41.760	5.2226
SDev	.00289	.027	.0002	.00123	.00033	.022	.0026
%RSD	48.904	.06167	.00801	9.5331	.31149	.05247	.04996
#1	-.00387	43.377	2.8400	.01373	.10758	41.776	5.2245
#2	-.00795	43.415	2.8397	.01199	.10710	41.745	5.2208

Elem	Ag3280	Na3302	Na5889	Sr4215	Tl1908	Sn1899	Ti3349
Units	ppm	ppm	ppm	ppm	ppm	ppm	ppm
Avge	-.00304	4.7574	5.5625	3.3129	.00735	.03203	.28969
SDev	.00034	.0295	.0116	.0005	.00320	.00281	.00016
%RSD	11.145	.62013	.20908	.01470	43.618	8.7762	.05659
#1	-.00280	4.7783	5.5707	3.3132	.00961	.03401	.28980
#2	-.00328	4.7366	5.5542	3.3125	.00508	.03004	.28957

Elem	V_2924	Zn2138	2203/1	2203/2	1960/1	1960/2
Units	ppm	ppm	ppm	ppm	ppm	ppm
Avge	.27973	.57395	.18366	.23549	-.00467	-.00653
SDev	.00032	.00035	.00276	.00006	.00335	.00266
%RSD	.11308	.06026	1.5013	.02436	71.773	40.737
#1	.27950	.57419	.18171	.23545	-.00230	-.00465

Analysis Report

04/05/12 01:16:06 PM

page 4

#2	.27995	.57370	.18561	.23553	-.00703	-.00841
----	--------	--------	--------	--------	---------	---------

IntStd	1	2	3	4	5	6	7
--------	---	---	---	---	---	---	---

file:///c:/tjadata/temp/a040512.TXT

Mode	*Counts	NOTUSED	NOTUSED	NOTUSED	NOTUSED	NOTUSED	NOTUSED
Elem	Y	--	--	--	--	--	--
Wavlen	371.030	--	--	--	--	--	--
Avge	42252	--	--	--	--	--	--
SDev	45.96194	--	--	--	--	--	--
%RSD	.1087818	--	--	--	--	--	--
#1	42219	--	--	--	--	--	--
#2	42284	--	--	--	--	--	--

Method: 20076010 Sample Name: 600-52201-a-24-b du Operator: DCL
Run Time: 04/05/12 13:16:10
Comment: TRACE 61E
Mode: CONC Corr. Factor: 1

Elem	Al3082	Sb2068	As1890	Ba4934	Be3130	B_2496	Cd2265
Units	ppm	ppm	ppm	ppm	ppm	ppm	ppm
Avge	193.91	.00911	.08279	4.0972	.00964	.20798	-.00353
SDev	.02	.00042	.00028	.0029	.00000	.00093	.00010
%RSD	.01166	4.6058	.34166	.07064	.02957	.44707	2.8805

#1	193.89	.00881	.08259	4.0952	.00964	.20732	-.00346
#2	193.92	.00941	.08299	4.0993	.00963	.20864	-.00360

Elem	Ca3179	Cr2677	Co2286	Cu3247	Fe2714	Li6707	Pb2203
Units	ppm	ppm	ppm	ppm	ppm	ppm	ppm
Avge	975.22	.24862	.05823	.09163	183.31	.17793	.21736
SDev	1.11	.00016	.00034	.00025	.10	.00005	.00008
%RSD	.11411	.06384	.59186	.27647	.05487	.02785	.03517

#1	976.01	.24873	.05798	.09181	183.38	.17790	.21742
#2	974.43	.24851	.05847	.09145	183.24	.17797	.21731

Elem	Se1960	Mg2790	Mn2576	Mo2020	Ni2316	K_7664	Si2881
Units	ppm	ppm	ppm	ppm	ppm	ppm	ppm
Avge	-.01115	49.831	3.1533	.01229	.12164	47.106	5.3626
SDev	.00340	.029	.0001	.00063	.00071	.035	.0020
%RSD	30.514	.05912	.00211	5.1189	.57953	.07345	.03745

#1	-.01356	49.852	3.1532	.01274	.12214	47.081	5.3612
#2	-.00875	49.810	3.1533	.01185	.12115	47.130	5.3640

Elem	Ag3280	Na3302	Na5889	Sr4215	Tl1908	Sn1899	Ti3349
Units	ppm	ppm	ppm	ppm	ppm	ppm	ppm
Avge	-.00302	5.5399	6.3129	3.5303	.00684	.03009	.24836
SDev	.00041	.0145	.0113	.0007	.00000	.00011	.00045
%RSD	13.433	.26104	.17886	.02112	.00791	.34965	.18268

#1	-.00273	5.5501	6.3209	3.5298	.00684	.03002	.24868
#2	-.00331	5.5297	6.3049	3.5308	.00684	.03016	.24804

Elem	V_2924	Zn2138	2203/1	2203/2	1960/1	1960/2
Units	ppm	ppm	ppm	ppm	ppm	ppm
Avge	.35024	.58016	.18299	.23455	-.00702	-.01322

Analysis Report

04/05/12 01:19:57 PM

page 5

SDev	.00002	.00121	.00656	.00316	.00029	.00496
%RSD	.00670	.20893	3.5819	1.3484	4.0815	37.529
#1	.35025	.57931	.18763	.23231	-.00722	-.01673
#2	.35022	.58102	.17836	.23678	-.00681	-.00971

IntStd	1	2	3	4	5	6	7
Mode	*Counts	NOTUSED	NOTUSED	NOTUSED	NOTUSED	NOTUSED	NOTUSED
Elem	Y	--	--	--	--	--	--
Wavlen	371.030	--	--	--	--	--	--
Avge	42081	--	--	--	--	--	--
SDev	36.76955	--	--	--	--	--	--
%RSD	.0873780	--	--	--	--	--	--

#1	42055	--	--	--	--	--	--
#2	42107	--	--	--	--	--	--

Method: 20076010 Sample Name: 600-52201-a-24-c ms Operator: DCL
Run Time: 04/05/12 13:20:00
Comment: TRACE 61E
Mode: CONC Corr. Factor: 1

Elem	Al3082	Sb2068	As1890	Ba4934	Be3130	B_2496	Cd2265
Units	ppm	ppm	ppm	ppm	ppm	ppm	ppm
Avge	239.28	.31159	1.0063	4.0960	.42487	.93310	.44059
SDev	.06	.00104	.0018	.0035	.00025	.00161	.00008
%RSD	.02714	.33532	.17646	.08453	.05840	.17291	.01908

#1	239.33	.31085	1.0050	4.0984	.42504	.93196	.44053
#2	239.23	.31233	1.0075	4.0935	.42469	.93424	.44065

Elem	Ca3179	Cr2677	Co2286	Cu3247	Fe2714	Li6707	Pb2203
Units	ppm	ppm	ppm	ppm	ppm	ppm	ppm
Avge	976.73	1.0925	.86544	1.0134	194.99	.76236	1.1325
SDev	.02	.0000	.00116	.0009	.08	.00004	.0001
%RSD	.00160	.00432	.13371	.08411	.03998	.00560	.00767

#1	976.72	1.0925	.86626	1.0140	195.05	.76233	1.1325
#2	976.74	1.0926	.86463	1.0128	194.94	.76239	1.1324

Elem	Se1960	Mg2790	Mn2576	Mo2020	Ni2316	K_7664	Si2881
Units	ppm	ppm	ppm	ppm	ppm	ppm	ppm
Avge	.84573	65.595	3.8863	.81128	1.0083	64.983	6.3992
SDev	.00345	.009	.0011	.00540	.0030	.019	.0032
%RSD	.40833	.01391	.02955	.66555	.29410	.02897	.05019

#1	.84328	65.601	3.8871	.80747	1.0062	64.969	6.4015
#2	.84817	65.589	3.8854	.81510	1.0104	64.996	6.3970

Elem	Ag3280	Na3302	Na5889	Sr4215	Tl1908	Sn1899	Ti3349
Units	ppm	ppm	ppm	ppm	ppm	ppm	ppm
Avge	.48620	17.232	19.337	4.1429	.98219	.77658	.56242
SDev	.00022	.013	.004	.0027	.00322	.00242	.00049
%RSD	.04540	.07631	.01910	.06514	.32749	.31218	.08672

#1	.48635	17.241	19.334	4.1448	.98447	.77829	.56276
#2	.48604	17.223	19.339	4.1410	.97992	.77486	.56207

Analysis Report

04/05/12 01:23:48 PM

page 6

Elem	V_2924	Zn2138	2203/1	2203/2	1960/1	1960/2
Units	ppm	ppm	ppm	ppm	ppm	ppm
Avge	1.2062	1.7232	1.0155	1.1909	.77695	.88011
SDev	.0001	.0001	.0015	.0009	.00215	.00410
%RSD	.00458	.00758	.14702	.07361	.27729	.46617

file:///c:/tjadata/temp/a040512.TXT

#1	1.2062	1.7233	1.0145	1.1916	.77543	.87721	
#2	1.2061	1.7232	1.0166	1.1903	.77847	.88302	
IntStd	1	2	3	4	5	6	7
Mode	*Counts	NOTUSED	NOTUSED	NOTUSED	NOTUSED	NOTUSED	NOTUSED
Elem	Y	--	--	--	--	--	--
Wavlen	371.030	--	--	--	--	--	--
Avge	41734	--	--	--	--	--	--
SDev	7.778174	--	--	--	--	--	--
%RSD	.0186377	--	--	--	--	--	--
#1	41728	--	--	--	--	--	--
#2	41739	--	--	--	--	--	--

 Method: 20076010 Sample Name: 600-52201-a-24-d msd Operator: DCL
 Run Time: 04/05/12 13:23:52
 Comment: TRACE 61E
 Mode: CONC Corr. Factor: 1

Elem	Al3082	Sb2068	As1890	Ba4934	Be3130	B_2496	Cd2265
Units	ppm	ppm	ppm	ppm	ppm	ppm	ppm
Avge	234.48	.30058	.97605	4.7321	.41429	.86620	.42992
SDev	3.00	.00497	.01260	.0654	.00569	.01220	.00588
%RSD	1.2811	1.6524	1.2907	1.3816	1.3734	1.4088	1.3676

#1	232.36	.29707	.96715	4.6859	.41027	.85757	.42576
#2	236.61	.30409	.98496	4.7784	.41832	.87483	.43408

Elem	Ca3179	Cr2677	Co2286	Cu3247	Fe2714	Li6707	Pb2203
Units	ppm	ppm	ppm	ppm	ppm	ppm	ppm
Avge	927.64	1.0543	.83842	.97537	195.86	.74452	1.0768
SDev	12.21	.0145	.01196	.01234	2.75	.01009	.0133
%RSD	1.3164	1.3766	1.4264	1.2647	1.4035	1.3559	1.2362

#1	919.01	1.0440	.82997	.96665	193.92	.73738	1.0674
#2	936.28	1.0646	.84688	.98409	197.80	.75166	1.0862

Elem	Se1960	Mg2790	Mn2576	Mo2020	Ni2316	K_7664	Si2881
Units	ppm	ppm	ppm	ppm	ppm	ppm	ppm
Avge	.83058	62.901	3.8315	.79607	.97836	60.863	4.7544
SDev	.00622	.859	.0530	.01077	.01422	.808	.0675
%RSD	.74910	1.3656	1.3834	1.3528	1.4536	1.3280	1.4206

#1	.82618	62.294	3.7940	.78845	.96830	60.292	4.7066
#2	.83497	63.509	3.8690	.80368	.98842	61.435	4.8021

Elem	Ag3280	Na3302	Na5889	Sr4215	Tl1908	Sn1899	Ti3349
Units	ppm	ppm	ppm	ppm	ppm	ppm	ppm
Avge	.47402	16.789	18.589	3.9499	.96786	.73817	.50892
SDev	.00620	.187	.251	.0550	.01239	.01023	.00688

Analysis Report 04/05/12 01:27:40 PM page 7

%RSD	1.3084	1.1154	1.3481	1.3917	1.2796	1.3855	1.3519
------	--------	--------	--------	--------	--------	--------	--------

#1	.46963	16.657	18.412	3.9110	.95910	.73094	.50406
#2	.47840	16.922	18.767	3.9888	.97661	.74540	.51379

Elem	V_2924	Zn2138	2203/1	2203/2	1960/1	1960/2
Units	ppm	ppm	ppm	ppm	ppm	ppm
Avge	1.1550	1.5269	.95864	1.1359	.74569	.87302
SDev	.0157	.0208	.01224	.0138	.00543	.00662

file:///c:/tjadata/temp/a040512.TXT

%RSD	1.3612	1.3651	1.2769	1.2190	.72805	.75809	
#1	1.1439	1.5122	.94999	1.1261	.74185	.86834	
#2	1.1662	1.5417	.96730	1.1457	.74952	.87770	
IntStd	1	2	3	4	5	6	7
Mode	*Counts	NOTUSED	NOTUSED	NOTUSED	NOTUSED	NOTUSED	NOTUSED
Elem	Y	--	--	--	--	--	--
Wavlen	371.030	--	--	--	--	--	--
Avge	41850	--	--	--	--	--	--
SDev	444.7702	--	--	--	--	--	--
%RSD	1.062760	--	--	--	--	--	--
#1	42165	--	--	--	--	--	--
#2	41536	--	--	--	--	--	--

Method: 20076010 Sample Name: 600-53078-a-1-a@10 Operator: DCL
Run Time: 04/05/12 13:27:43
Comment: TRACE 61E
Mode: CONC Corr. Factor: 1

Elem	Al3082	Sb2068	As1890	Ba4934	Be3130	B_2496	Cd2265
Units	ppm	ppm	ppm	ppm	ppm	ppm	ppm
Avge	.41794	.01091	.00549	12.220	-.00122	.00204	-.00130
SDev	.00492	.00299	.00173	.048	.00001	.00124	.00006
%RSD	1.1767	27.426	31.504	.38961	1.1977	60.588	4.7576
#1	.42142	.01303	.00671	12.254	-.00121	.00292	-.00126
#2	.41447	.00880	.00426	12.187	-.00124	.00117	-.00134
Elem	Ca3179	Cr2677	Co2286	Cu3247	Fe2714	Li6707	Pb2203
Units	ppm	ppm	ppm	ppm	ppm	ppm	ppm
Avge	1.5923	.02773	.00571	.07393	35.881	.00055	.00486
SDev	.0274	.00032	.00009	.00063	.167	.00006	.00052
%RSD	1.7185	1.1397	1.5322	.85478	.46528	11.010	10.808
#1	1.6117	.02795	.00577	.07438	35.999	.00060	.00523
#2	1.5730	.02750	.00565	.07348	35.763	.00051	.00449
Elem	Se1960	Mg2790	Mn2576	Mo2020	Ni2316	K_7664	Si2881
Units	ppm	ppm	ppm	ppm	ppm	ppm	ppm
Avge	.00023	3.1921	.29201	.00694	.01489	-.16192	.99437
SDev	.00039	.0212	.00158	.00110	.00017	.02059	.00838
%RSD	168.44	.66493	.54058	15.840	1.1728	12.715	.84290
#1	-.00004	3.2071	.29313	.00772	.01476	-.14737	1.0003
#2	.00050	3.1771	.29090	.00616	.01501	-.17648	.98844

Analysis Report

04/05/12 01:31:31 PM

page 8

Elem	Ag3280	Na3302	Na5889	Sr4215	Tl1908	Sn1899	Ti3349
Units	ppm	ppm	ppm	ppm	ppm	ppm	ppm
Avge	-.00078	-.09288	.00932	3.0052	.00156	.00769	.08842
SDev	.00033	.05180	.00228	.0100	.00043	.00109	.00038
%RSD	42.698	55.775	24.440	.33416	27.668	14.130	.43467
#1	-.00102	-.12951	.01093	3.0123	.00125	.00692	.08870
#2	-.00054	-.05625	.00771	2.9981	.00186	.00846	.08815
Elem	V_2924	Zn2138	2203/1	2203/2	1960/1	1960/2	
Units	ppm	ppm	ppm	ppm	ppm	ppm	

file:///c:/tjadata/temp/a040512.TXT

Avge	.00613	.03742	.00187	.00636	-.00051	.00060	
SDev	.00032	.00021	.00116	.00021	.00163	.00023	
%RSD	5.2163	.55950	61.903	3.3032	316.53	38.624	
#1	.00636	.03757	.00268	.00650	-.00167	.00077	
#2	.00591	.03727	.00105	.00621	.00064	.00044	
IntStd	1	2	3	4	5	6	7
Mode	*Counts	NOTUSED	NOTUSED	NOTUSED	NOTUSED	NOTUSED	NOTUSED
Elem	Y	--	--	--	--	--	--
Wavlen	371.030	--	--	--	--	--	--
Avge	41050	--	--	--	--	--	--
SDev	90.50967	--	--	--	--	--	--
%RSD	.2204864	--	--	--	--	--	--
#1	40986	--	--	--	--	--	--
#2	41114	--	--	--	--	--	--

Method: 20076010 Sample Name: 600-53078-a-2-a@10 Operator: DCL
 Run Time: 04/05/12 13:31:34
 Comment: TRACE 61E
 Mode: CONC Corr. Factor: 1

Elem	Al3082	Sb2068	As1890	Ba4934	Be3130	B_2496	Cd2265
Units	ppm	ppm	ppm	ppm	ppm	ppm	ppm
Avge	207.07	.00727	.00251	.03281	-.00122	.00242	-.00075
SDev	.58	.00259	.00172	.00006	.00000	.00089	.00020
%RSD	.28073	35.668	68.699	.16645	.11345	36.904	26.017

#1	207.48	.00910	.00373	.03285	-.00122	.00305	-.00089
#2	206.66	.00544	.00129	.03277	-.00122	.00179	-.00061

Elem	Ca3179	Cr2677	Co2286	Cu3247	Fe2714	Li6707	Pb2203
Units	ppm	ppm	ppm	ppm	ppm	ppm	ppm
Avge	.93381	.00998	.00029	.01846	2.9773	.00041	.00285
SDev	.00207	.00014	.00030	.00045	.0040	.00003	.00051
%RSD	.22168	1.3521	106.36	2.4447	.13511	7.7958	17.768

#1	.93528	.01007	.00007	.01878	2.9802	.00043	.00320
#2	.93235	.00988	.00050	.01814	2.9745	.00039	.00249

Elem	Se1960	Mg2790	Mn2576	Mo2020	Ni2316	K_7664	Si2881
Units	ppm	ppm	ppm	ppm	ppm	ppm	ppm
Avge	-.00049	1.7292	.06706	.00003	.01011	-.21788	.40662
SDev	.00537	.0116	.00033	.00117	.00011	.02263	.00371
%RSD	1089.3	.67314	.48738	4167.7	1.0572	10.387	.91225

Analysis Report

04/05/12 01:35:23 PM

page 9

#1	.00330	1.7374	.06729	-.00080	.01004	-.20188	.40924
#2	-.00429	1.7210	.06683	.00085	.01019	-.23388	.40400

Elem	Ag3280	Na3302	Na5889	Sr4215	Tl1908	Sn1899	Ti3349
Units	ppm	ppm	ppm	ppm	ppm	ppm	ppm
Avge	-.00097	.11708	.29936	.00473	-.00046	.00142	.03811
SDev	.00034	.00322	.00127	.00003	.00127	.00035	.00013
%RSD	34.491	2.7494	.42328	.54317	272.61	24.708	.34925

#1	-.00121	.11481	.30026	.00475	-.00136	.00117	.03820
#2	-.00073	.11936	.29847	.00471	.00043	.00167	.03802

file:///c:/tjadata/temp/a040512.TXT

Elem	V_2924	Zn2138	2203/1	2203/2	1960/1	1960/2	
Units	ppm	ppm	ppm	ppm	ppm	ppm	
Avge	.01920	.02241	-.01213	.01033	.00298	-.00223	
SDev	.00007	.00020	.00055	.00103	.00094	.00759	
%RSD	.37594	.88560	4.5413	10.004	31.408	340.27	
#1	.01915	.02255	-.01252	.01106	.00364	.00314	
#2	.01925	.02227	-.01174	.00960	.00232	-.00760	
IntStd	1	2	3	4	5	6	7
Mode	*Counts	NOTUSED	NOTUSED	NOTUSED	NOTUSED	NOTUSED	NOTUSED
Elem	Y	--	--	--	--	--	--
Wavlen	371.030	--	--	--	--	--	--
Avge	40974	--	--	--	--	--	--
SDev	122.3295	--	--	--	--	--	--
%RSD	.2985503	--	--	--	--	--	--
#1	40888	--	--	--	--	--	--
#2	41061	--	--	--	--	--	--

Method: 20076010 Sample Name: 600-53078-a-3-a@10 Operator: DCL

Run Time: 04/05/12 13:35:26

Comment: TRACE 61E

Mode: CONC Corr. Factor: 1

Elem	Al3082	Sb2068	As1890	Ba4934	Be3130	B_2496	Cd2265
Units	ppm	ppm	ppm	ppm	ppm	ppm	ppm
Avge	204.44	.00010	.00248	.00993	-.00126	.00186	-.00193
SDev	.02	.00081	.00355	.00002	.00001	.00007	.00002
%RSD	.01184	834.65	143.00	.24145	.53431	3.7669	.77631
#1	204.46	.00067	-.00003	.00995	-.00126	.00181	-.00194
#2	204.42	-.00048	.00499	.00992	-.00126	.00191	-.00192
Elem	Ca3179	Cr2677	Co2286	Cu3247	Fe2714	Li6707	Pb2203
Units	ppm	ppm	ppm	ppm	ppm	ppm	ppm
Avge	.92142	.01615	.00529	.03391	42.639	.00034	.00327
SDev	.00152	.00008	.00009	.00027	.085	.00001	.00066
%RSD	.16509	.52229	1.7194	.78323	.19825	3.5286	20.121
#1	.92250	.01621	.00536	.03410	42.699	.00034	.00373
#2	.92035	.01609	.00523	.03372	42.579	.00035	.00280
Elem	Se1960	Mg2790	Mn2576	Mo2020	Ni2316	K_7664	Si2881

Analysis Report

04/05/12 01:39:14 PM

page 10

Units	ppm	ppm	ppm	ppm	ppm	ppm	ppm
Avge	-.00023	1.3937	.08659	.00140	.01909	-.19924	.57031
SDev	.00149	.0025	.00031	.00146	.00048	.01211	.00057
%RSD	650.31	.17804	.35860	104.32	2.4922	6.0805	.10065
#1	-.00128	1.3954	.08681	.00243	.01876	-.20781	.57071
#2	.00082	1.3919	.08637	.00037	.01943	-.19068	.56990
Elem	Ag3280	Na3302	Na5889	Sr4215	Tl1908	Sn1899	Ti3349
Units	ppm	ppm	ppm	ppm	ppm	ppm	ppm
Avge	-.00026	.20661	.35427	.00290	-.00270	.00217	.19108
SDev	.00020	.03806	.00362	.00002	.00189	.00069	.00071
%RSD	77.769	18.422	1.0223	.52390	69.962	31.584	.37325
#1	-.00040	.17969	.35171	.00291	-.00137	.00266	.19158

file:///c:/tjadata/temp/a040512.TXT

#2	-.00011	.23352	.35683	.00289	-.00404	.00169	.19057
Elem	V_2924	Zn2138	2203/1	2203/2	1960/1	1960/2	
Units	ppm	ppm	ppm	ppm	ppm	ppm	
Avge	.02236	.14904	-.01153	.01067	-.00115	.00023	
SDev	.00010	.00006	.00355	.00276	.00597	.00075	
%RSD	.42975	.04067	30.811	25.899	517.97	323.16	
#1	.02230	.14899	-.01405	.01262	-.00538	.00077	
#2	.02243	.14908	-.00902	.00871	.00307	-.00030	
IntStd	1	2	3	4	5	6	7
Mode	*Counts	NOTUSED	NOTUSED	NOTUSED	NOTUSED	NOTUSED	NOTUSED
Elem	Y	--	--	--	--	--	--
Wavlen	371.030	--	--	--	--	--	--
Avge	40802	--	--	--	--	--	--
SDev	91.92388	--	--	--	--	--	--
%RSD	.2252926	--	--	--	--	--	--
#1	40867	--	--	--	--	--	--
#2	40737	--	--	--	--	--	--

Method: 20076010 Sample Name: 600-53078-a-4-a@10 Operator: DCL
 Run Time: 04/05/12 13:39:17
 Comment: TRACE 61E
 Mode: CONC Corr. Factor: 1

Elem	Al3082	Sb2068	As1890	Ba4934	Be3130	B_2496	Cd2265
Units	ppm	ppm	ppm	ppm	ppm	ppm	ppm
Avge	28.676	.00030	.00218	.38546	-.00112	.00166	-.00037
SDev	.002	.00055	.00133	.00040	.00000	.00052	.00011
%RSD	.00608	182.98	61.110	.10336	.42313	31.099	28.735
#1	28.675	.00068	.00124	.38574	-.00113	.00129	-.00045
#2	28.677	-.00009	.00312	.38518	-.00112	.00202	-.00030
Elem	Ca3179	Cr2677	Co2286	Cu3247	Fe2714	Li6707	Pb2203
Units	ppm	ppm	ppm	ppm	ppm	ppm	ppm
Avge	2.2360	.00011	.00041	-.00384	1.6641	.00544	.00046
SDev	.0040	.00006	.00069	.00053	.0202	.00003	.00111
%RSD	.18095	56.556	166.24	13.703	1.2144	.61815	241.75

Analysis Report

04/05/12 01:43:05 PM

page 11

#1	2.2331	.00006	-.00007	-.00422	1.6498	.00541	-.00032
#2	2.2388	.00015	.00090	-.00347	1.6784	.00546	.00124
Elem	Se1960	Mg2790	Mn2576	Mo2020	Ni2316	K_7664	Si2881
Units	ppm	ppm	ppm	ppm	ppm	ppm	ppm
Avge	.00160	3.9672	.05149	-.00065	.00171	8.3918	.29215
SDev	.00437	.0092	.00001	.00033	.00005	.0147	.00213
%RSD	273.31	.23230	.01856	50.407	2.7250	.17476	.72955
#1	.00469	3.9607	.05148	-.00042	.00175	8.3814	.29064
#2	-.00149	3.9738	.05149	-.00088	.00168	8.4021	.29365
Elem	Ag3280	Na3302	Na5889	Sr4215	Tl1908	Sn1899	Ti3349
Units	ppm	ppm	ppm	ppm	ppm	ppm	ppm
Avge	-.00125	19.005	18.604	.01380	-.00159	.00430	.34320
SDev	.00046	.245	.024	.00004	.00278	.00065	.00008

file:///c:/tjadata/temp/a040512.TXT

%RSD	37.030	1.2880	.12777	.26805	175.04	15.227	.02266
#1	-.00158	18.832	18.588	.01378	-.00356	.00384	.34325
#2	-.00092	19.178	18.621	.01383	.00038	.00476	.34314
Elem	V_2924	Zn2138	2203/1	2203/2	1960/1	1960/2	
Units	ppm	ppm	ppm	ppm	ppm	ppm	
Avge	.00167	.01039	-.00018	.00078	.00711	-.00116	
SDev	.00047	.00032	.00339	.00336	.01110	.00100	
%RSD	28.251	3.1174	1834.5	430.73	156.12	86.581	
#1	.00134	.01016	.00221	-.00159	.01496	-.00045	
#2	.00201	.01062	-.00258	.00315	-.00074	-.00187	
IntStd	1	2	3	4	5	6	7
Mode	*Counts	NOTUSED	NOTUSED	NOTUSED	NOTUSED	NOTUSED	NOTUSED
Elem	Y	--	--	--	--	--	--
Wavlen	371.030	--	--	--	--	--	--
Avge	40892	--	--	--	--	--	--
SDev	21.92031	--	--	--	--	--	--
%RSD	.0536047	--	--	--	--	--	--
#1	40908	--	--	--	--	--	--
#2	40877	--	--	--	--	--	--

Method: 20076010 Sample Name: CCV met0412ccv_00001 Operator: DCL
Run Time: 04/05/12 13:43:08
Comment: TRACE 61E
Mode: CONC Corr. Factor: 1

Elem	Al3082	Sb2068	As1890	Ba4934	Be3130	B_2496	Cd2265
Units	ppm	ppm	ppm	ppm	ppm	ppm	ppm
Avge	2.4718	.52646	.51383	.53405	.45894	.52333	.53794
SDev	.0090	.00131	.00560	.00153	.00165	.00338	.00248
%RSD	.36398	.24802	1.0903	.28578	.35985	.64523	.46129
#1	2.4654	.52554	.50987	.53297	.45777	.52094	.53619
#2	2.4781	.52739	.51779	.53513	.46011	.52571	.53970

Analysis Report

04/05/12 01:46:56 PM

page 12

Elem	Ca3179	Cr2677	Co2286	Cu3247	Fe2714	Li6707	Pb2203
Units	ppm	ppm	ppm	ppm	ppm	ppm	ppm
Avge	12.288	.46609	.46268	.47095	2.6130	.48717	.49240
SDev	.043	.00098	.00138	.00048	.0142	.00159	.00289
%RSD	.35274	.20955	.29889	.10245	.54523	.32637	.58748
#1	12.258	.46540	.46170	.47061	2.6029	.48605	.49036
#2	12.319	.46678	.46365	.47129	2.6231	.48830	.49445
Elem	Se1960	Mg2790	Mn2576	Mo2020	Ni2316	K_7664	Si2881
Units	ppm	ppm	ppm	ppm	ppm	ppm	ppm
Avge	.49787	4.7113	.47632	.50547	.51539	12.896	.93689
SDev	.00196	.0230	.00166	.00175	.00052	.047	.00371
%RSD	.39436	.48853	.34942	.34670	.10161	.36403	.39650
#1	.49649	4.6951	.47515	.50423	.51576	12.863	.93427
#2	.49926	4.7276	.47750	.50671	.51502	12.929	.93952
Elem	Ag3280	Na3302	Na5889	Sr4215	Tl1908	Sn1899	Ti3349

file:///c:/tjadata/temp/a040512.TXT

Units	ppm	ppm	ppm	ppm	ppm	ppm	ppm
Avge	.24723	12.782	12.639	.26730	.56150	.47735	.50559
SDev	.00034	.033	.031	.00091	.00617	.00342	.00171
%RSD	.13613	.25702	.24251	.33905	1.0985	.71700	.33799
#1	.24699	12.759	12.618	.26666	.55714	.47493	.50438
#2	.24747	12.806	12.661	.26795	.56586	.47977	.50679
Elem	V_2924	Zn2138	2203/1	2203/2	1960/1	1960/2	
Units	ppm	ppm	ppm	ppm	ppm	ppm	
Avge	.48021	.52394	.44307	.51707	.45051	.52161	
SDev	.00150	.00168	.00356	.00256	.00148	.00221	
%RSD	.31260	.31988	.80233	.49542	.32814	.42295	
#1	.47915	.52276	.44056	.51526	.44946	.52005	
#2	.48127	.52513	.44558	.51888	.45155	.52317	
IntStd	1	2	3	4	5	6	7
Mode	*Counts	NOTUSED	NOTUSED	NOTUSED	NOTUSED	NOTUSED	NOTUSED
Elem	Y	--	--	--	--	--	--
Wavlen	371.030	--	--	--	--	--	--
Avge	40918	--	--	--	--	--	--
SDev	158.3919	--	--	--	--	--	--
%RSD	.3870960	--	--	--	--	--	--
#1	41030	--	--	--	--	--	--
#2	40806	--	--	--	--	--	--

Method: 20076010 Sample Name: CCB Operator: DCL
Run Time: 04/05/12 13:46:59
Comment: TRACE 61E
Mode: CONC Corr. Factor: 1

Elem	Al3082	Sb2068	As1890	Ba4934	Be3130	B_2496	Cd2265
Units	ppm	ppm	ppm	ppm	ppm	ppm	ppm
Avge	.11137	.00190	.00197	-.00018	-.00137	.00066	-.00014
SDev	.00561	.00083	.00162	.00003	.00004	.00022	.00007

Analysis Report 04/05/12 01:50:46 PM page 13

%RSD	5.0371	43.589	82.032	13.831	3.1333	33.583	53.413
#1	.11533	.00249	.00083	-.00016	-.00140	.00082	-.00019
#2	.10740	.00131	.00312	-.00020	-.00134	.00050	-.00009
Elem	Ca3179	Cr2677	Co2286	Cu3247	Fe2714	Li6707	Pb2203
Units	ppm	ppm	ppm	ppm	ppm	ppm	ppm
Avge	-.04987	-.00027	-.00064	-.00486	-.02935	-.00006	.00036
SDev	.00222	.00006	.00045	.00001	.01310	.00025	.00069
%RSD	4.4496	20.283	70.093	.29001	44.636	417.49	191.20
#1	-.04830	-.00031	-.00096	-.00485	-.03862	.00012	.00084
#2	-.05144	-.00023	-.00032	-.00487	-.02009	-.00024	-.00013
Elem	Se1960	Mg2790	Mn2576	Mo2020	Ni2316	K_7664	Si2881
Units	ppm	ppm	ppm	ppm	ppm	ppm	ppm
Avge	.00207	-.01013	-.00010	.00123	-.00109	-.13649	-.00780
SDev	.00328	.01724	.00001	.00126	.00077	.11935	.00197
%RSD	158.48	170.21	14.496	102.85	71.020	87.438	25.206
#1	.00439	.00206	-.00011	.00212	-.00163	-.05210	-.00641

file:///c:/tjadata/temp/a040512.TXT

#2	-.00025	-.02232	-.00009	.00034	-.00054	-.22088	-.00919
Elem	Ag3280	Na3302	Na5889	Sr4215	Tl1908	Sn1899	Ti3349
Units	ppm	ppm	ppm	ppm	ppm	ppm	ppm
Avge	-.00089	-.19471	-.02073	-.00012	.00024	-.00035	-.00014
SDev	.00017	.12645	.00903	.00001	.00035	.00129	.00004
%RSD	19.449	64.940	43.572	6.2685	150.19	365.81	30.990

#1	-.00101	-.28412	-.01434	-.00011	.00049	.00056	-.00011
#2	-.00077	-.10530	-.02712	-.00013	-.00001	-.00126	-.00017

Elem	V_2924	Zn2138	2203/1	2203/2	1960/1	1960/2
Units	ppm	ppm	ppm	ppm	ppm	ppm
Avge	-.00024	-.00269	-.00177	.00142	.00205	.00208
SDev	.00001	.00004	.00286	.00246	.00072	.00528
%RSD	2.7499	1.4402	161.20	172.54	35.327	253.84

#1	-.00024	-.00266	-.00379	.00316	.00154	.00581
#2	-.00025	-.00271	.00025	-.00031	.00256	-.00165

IntStd	1	2	3	4	5	6	7
Mode	*Counts	NOTUSED	NOTUSED	NOTUSED	NOTUSED	NOTUSED	NOTUSED
Elem	Y	--	--	--	--	--	--
Wavlen	371.030	--	--	--	--	--	--
Avge	40006	--	--	--	--	--	--
SDev	1257.943	--	--	--	--	--	--
%RSD	3.144425	--	--	--	--	--	--
#1	39116	--	--	--	--	--	--
#2	40895	--	--	--	--	--	--

Method: 20076010 Sample Name: 600-53078-a-5-a@10 Operator: DCL
 Run Time: 04/05/12 13:50:50
 Comment: TRACE 61E

Analysis Report

04/05/12 01:54:37 PM

page 14

Mode: CONC Corr. Factor: 1

Elem	Al3082	Sb2068	As1890	Ba4934	Be3130	B_2496	Cd2265
Units	ppm	ppm	ppm	ppm	ppm	ppm	ppm
Avge	.42093	.00170	.00180	.00337	-.00137	-.00132	-.00004
SDev	.00131	.00038	.00012	.00001	.00002	.00040	.00002
%RSD	.31056	22.169	6.7479	.34778	1.4577	30.675	53.194

#1	.42001	.00143	.00172	.00336	-.00135	-.00103	-.00005
#2	.42185	.00197	.00189	.00337	-.00138	-.00160	-.00002

Elem	Ca3179	Cr2677	Co2286	Cu3247	Fe2714	Li6707	Pb2203
Units	ppm	ppm	ppm	ppm	ppm	ppm	ppm
Avge	.42561	.00051	-.00005	.00120	.30444	.00002	-.00011
SDev	.00073	.00015	.00003	.00010	.00067	.00000	.00044
%RSD	.17184	29.484	49.134	8.5334	.21866	16.779	385.50

#1	.42613	.00040	-.00003	.00113	.30397	.00002	.00020
#2	.42509	.00061	-.00007	.00127	.30491	.00002	-.00042

Elem	Se1960	Mg2790	Mn2576	Mo2020	Ni2316	K_7664	Si2881
Units	ppm	ppm	ppm	ppm	ppm	ppm	ppm
Avge	.00146	.87856	.01261	-.00000	.00022	-.21128	.21021
SDev	.00108	.00030	.00010	.00010	.00019	.00705	.00038

file:///c:/tjadata/temp/a040512.TXT

%RSD	74.087	.03445	.81707	95887.	84.985	3.3369	.18181
#1	.00223	.87877	.01268	.00007	.00036	-.21627	.20994
#2	.00070	.87834	.01253	-.00007	.00009	-.20630	.21048
Elem	Ag3280	Na3302	Na5889	Sr4215	Tl1908	Sn1899	Ti3349
Units	ppm	ppm	ppm	ppm	ppm	ppm	ppm
Avge	.00037	.23812	.09326	.00040	-.00238	.00511	.00131
SDev	.00002	.02534	.00054	.00001	.00031	.00080	.00008
%RSD	5.8773	10.643	.57580	1.8218	13.150	15.619	6.0604

#1	.00036	.22020	.09364	.00040	-.00216	.00454	.00125
#2	.00039	.25604	.09288	.00039	-.00260	.00567	.00136

Elem	V_2924	Zn2138	2203/1	2203/2	1960/1	1960/2
Units	ppm	ppm	ppm	ppm	ppm	ppm
Avge	.00171	.00697	.00041	-.00038	.00262	.00088
SDev	.00030	.00011	.00102	.00015	.00079	.00123
%RSD	17.228	1.5735	248.30	39.047	30.065	139.82

#1	.00150	.00689	.00113	-.00027	.00318	.00175
#2	.00192	.00704	-.00031	-.00048	.00207	.00001

IntStd	1	2	3	4	5	6	7
Mode	*Counts	NOTUSED	NOTUSED	NOTUSED	NOTUSED	NOTUSED	NOTUSED
Elem	Y	--	--	--	--	--	--
Wavlen	371.030	--	--	--	--	--	--
Avge	41118	--	--	--	--	--	--
SDev	14.84924	--	--	--	--	--	--
%RSD	.0361142	--	--	--	--	--	--
#1	41128	--	--	--	--	--	--
#2	41107	--	--	--	--	--	--

Analysis Report

04/05/12 01:54:37 PM

page 15

Method: 20076010 Sample Name: 600-53078-a-6-a@10 Operator: DCL
Run Time: 04/05/12 13:54:40
Comment: TRACE 61E
Mode: CONC Corr. Factor: 1

Elem	Al3082	Sb2068	As1890	Ba4934	Be3130	B_2496	Cd2265
Units	ppm	ppm	ppm	ppm	ppm	ppm	ppm
Avge	17.497	.00230	.00289	.02852	-.00028	.06273	-.00033
SDev	.050	.00064	.00025	.00009	.00003	.00008	.00000
%RSD	.28816	27.803	8.5097	.32919	9.3143	.12946	.85356

#1	17.462	.00185	.00271	.02845	-.00026	.06267	-.00033
#2	17.533	.00275	.00306	.02858	-.00030	.06278	-.00034

Elem	Ca3179	Cr2677	Co2286	Cu3247	Fe2714	Li6707	Pb2203
Units	ppm	ppm	ppm	ppm	ppm	ppm	ppm
Avge	80.879	.00759	.00032	.12517	3.4655	.02752	.00105
SDev	.307	.00028	.00046	.00087	.0209	.00011	.00012
%RSD	.37963	3.6284	140.09	.69739	.60318	.39397	11.645

#1	80.662	.00739	.00000	.12455	3.4508	.02744	.00096
#2	81.096	.00778	.00065	.12579	3.4803	.02759	.00113

Elem	Se1960	Mg2790	Mn2576	Mo2020	Ni2316	K_7664	Si2881
------	--------	--------	--------	--------	--------	--------	--------

file:///c:/tjadata/temp/a040512.TXT

Units	ppm	ppm	ppm	ppm	ppm	ppm	ppm
Avge	.00031	1.1281	.22702	.00014	.00003	5.6019	.21668
SDev	.00002	.0054	.00096	.00018	.00075	.0109	.00365
%RSD	6.4675	.47520	.42284	126.33	2699.6	.19513	1.6868

#1	.00029	1.1243	.22634	.00027	-.00050	5.5942	.21409
#2	.00032	1.1319	.22770	.00002	.00056	5.6096	.21926

Elem	Ag3280	Na3302	Na5889	Sr4215	Tl1908	Sn1899	Ti3349
Units	ppm	ppm	ppm	ppm	ppm	ppm	ppm
Avge	-.00090	12.404	12.371	.19800	-.00232	.00373	.29994
SDev	.00024	.240	.004	.00076	.00005	.00085	.00146
%RSD	26.224	1.9311	.02902	.38287	2.0399	22.784	.48768

#1	-.00107	12.234	12.374	.19746	-.00236	.00313	.29890
#2	-.00074	12.573	12.369	.19854	-.00229	.00434	.30097

Elem	V_2924	Zn2138	2203/1	2203/2	1960/1	1960/2
Units	ppm	ppm	ppm	ppm	ppm	ppm
Avge	.00276	.00731	-.00149	.00232	-.00067	.00079
SDev	.00013	.00025	.00164	.00100	.00239	.00117
%RSD	4.7036	3.3753	110.34	43.327	359.80	147.09

#1	.00267	.00714	-.00033	.00161	-.00236	.00162
#2	.00285	.00749	-.00265	.00303	.00103	-.00003

IntStd	1	2	3	4	5	6	7
Mode	*Counts	NOTUSED	NOTUSED	NOTUSED	NOTUSED	NOTUSED	NOTUSED
Elem	Y	--	--	--	--	--	--
Wavlen	371.030	--	--	--	--	--	--
Avge	41092	--	--	--	--	--	--

Analysis Report 04/05/12 01:58:28 PM page 16

SDev	193.0402	--	--	--	--	--	--
%RSD	.4697812	--	--	--	--	--	--
#1	41228	--	--	--	--	--	--
#2	40955	--	--	--	--	--	--

Method: 20076010 Sample Name: 600-53078-a-7-a@10 Operator: DCL
 Run Time: 04/05/12 13:58:31
 Comment: TRACE 61E
 Mode: CONC Corr. Factor: 1

Elem	Al3082	Sb2068	As1890	Ba4934	Be3130	B_2496	Cd2265
Units	ppm	ppm	ppm	ppm	ppm	ppm	ppm
Avge	.77853	-.00011	.00150	.02032	-.00124	.01172	-.00014
SDev	.01163	.00063	.00103	.00036	.00002	.00039	.00001
%RSD	1.4942	574.54	68.415	1.7619	1.7944	3.3359	4.7596

#1	.78675	.00034	.00077	.02057	-.00125	.01200	-.00015
#2	.77030	-.00056	.00223	.02007	-.00122	.01145	-.00014

Elem	Ca3179	Cr2677	Co2286	Cu3247	Fe2714	Li6707	Pb2203
Units	ppm	ppm	ppm	ppm	ppm	ppm	ppm
Avge	113.61	.00069	.15946	-.00327	.92891	.25764	.00108
SDev	2.00	.00013	.00248	.00054	.00965	.00397	.00046
%RSD	1.7575	18.970	1.5564	16.569	1.0390	1.5402	42.062

#1	115.02	.00079	.16121	-.00289	.93573	.26044	.00141
----	--------	--------	--------	---------	--------	--------	--------

file:///c:/tjadata/temp/a040512.TXT

#2	112.20	.00060	.15770	-.00366	.92208	.25483	.00076
Elem	Se1960	Mg2790	Mn2576	Mo2020	Ni2316	K_7664	Si2881
Units	ppm	ppm	ppm	ppm	ppm	ppm	ppm
Avge	.00196	7.0821	.25300	-.00071	-.00017	-.14099	.71023
SDev	.00011	.1305	.00452	.00074	.00008	.05990	.01230
%RSD	5.6117	1.8420	1.7859	104.09	48.006	42.485	1.7325
#1	.00188	7.1744	.25620	-.00123	-.00022	-.09863	.71893
#2	.00203	6.9899	.24981	-.00019	-.00011	-.18334	.70153
Elem	Ag3280	Na3302	Na5889	Sr4215	Tl1908	Sn1899	Ti3349
Units	ppm	ppm	ppm	ppm	ppm	ppm	ppm
Avge	-.00039	.22443	.31030	.08254	-.00265	.00372	.05641
SDev	.00008	.03795	.01085	.00137	.00079	.00019	.00111
%RSD	19.764	16.908	3.4974	1.6657	29.922	5.0197	1.9602
#1	-.00044	.19760	.31797	.08351	-.00321	.00359	.05719
#2	-.00033	.25126	.30263	.08157	-.00209	.00385	.05562
Elem	V_2924	Zn2138	2203/1	2203/2	1960/1	1960/2	
Units	ppm	ppm	ppm	ppm	ppm	ppm	
Avge	.00119	.01147	-.00131	.00228	.00242	.00172	
SDev	.00013	.00022	.00093	.00115	.00338	.00153	
%RSD	10.995	1.9216	71.271	50.453	140.09	88.581	
#1	.00129	.01163	-.00197	.00309	.00002	.00281	
#2	.00110	.01132	-.00065	.00147	.00481	.00064	

Analysis Report

04/05/12 02:02:19 PM

page 17

IntStd	1	2	3	4	5	6	7
Mode	*Counts	NOTUSED	NOTUSED	NOTUSED	NOTUSED	NOTUSED	NOTUSED
Elem	Y	--	--	--	--	--	--
Wavlen	371.030	--	--	--	--	--	--
Avge	40186	--	--	--	--	--	--
SDev	542.3509	--	--	--	--	--	--
%RSD	1.349585	--	--	--	--	--	--
#1	39803	--	--	--	--	--	--
#2	40570	--	--	--	--	--	--

Method: 20076010 Sample Name: 600-53128-a-1-a Operator: DCL

Run Time: 04/05/12 14:02:22

Comment: TRACE 61E

Mode: CONC Corr. Factor: 1

Elem	Al3082	Sb2068	As1890	Ba4934	Be3130	B_2496	Cd2265
Units	ppm	ppm	ppm	ppm	ppm	ppm	ppm
Avge	.16126	-.01533	.02477	.02017	-.00143	-.00024	-.00023
SDev	.00307	.00045	.00068	.00002	.00000	.00007	.00011
%RSD	1.9050	2.9443	2.7631	.10752	.26354	28.261	48.168
#1	.15909	-.01565	.02429	.02018	-.00143	-.00019	-.00015
#2	.16343	-.01501	.02526	.02015	-.00144	-.00029	-.00031
Elem	Ca3179	Cr2677	Co2286	Cu3247	Fe2714	Li6707	Pb2203
Units	ppm	ppm	ppm	ppm	ppm	ppm	ppm
Avge	.50424	.02318	.47012	-.00312	.08895	.00038	.00257
SDev	.00041	.00014	.00133	.00036	.02665	.00007	.00009

file:///c:/tjadata/temp/a040512.TXT

%RSD	.08130	.58416	.28337	11.398	29.957	19.639	3.5118
#1	.50453	.02308	.47106	-.00337	.10780	.00033	.00251
#2	.50395	.02327	.46918	-.00287	.07011	.00043	.00264
Elem	Se1960	Mg2790	Mn2576	Mo2020	Ni2316	K_7664	Si2881
Units	ppm	ppm	ppm	ppm	ppm	ppm	ppm
Avge	.04039	-.02228	.00291	.00268	.03256	-.30742	.04245
SDev	.00088	.00558	.00008	.00037	.00032	.04382	.00158
%RSD	2.1706	25.060	2.6841	13.773	.99844	14.254	3.7155
#1	.04101	-.02623	.00285	.00242	.03279	-.33840	.04357
#2	.03977	-.01833	.00296	.00294	.03233	-.27643	.04134
Elem	Ag3280	Na3302	Na5889	Sr4215	Tl1908	Sn1899	Ti3349
Units	ppm	ppm	ppm	ppm	ppm	ppm	ppm
Avge	.00056	.28937	.09262	.00127	-.04856	.06710	.00044
SDev	.00090	.25079	.00246	.00000	.00003	.00121	.00007
%RSD	161.13	86.667	2.6514	.26620	.05623	1.7969	16.624
#1	.00119	.46670	.09088	.00127	-.04854	.06625	.00039
#2	-.00008	.11203	.09436	.00127	-.04858	.06795	.00049
Elem	V_2924	Zn2138	2203/1	2203/2	1960/1	1960/2	
Units	ppm	ppm	ppm	ppm	ppm	ppm	
Avge	.00019	.02517	.00274	.00249	.06263	.02928	
SDev	.00012	.00011	.00016	.00006	.00116	.00073	
%RSD	64.115	.44209	5.8197	2.2446	1.8536	2.5097	

Analysis Report

04/05/12 02:06:10 PM

page 18

#1	.00011	.02510	.00262	.00245	.06345	.02980	
#2	.00028	.02525	.00285	.00253	.06181	.02876	
IntStd	1	2	3	4	5	6	7
Mode	*Counts	NOTUSED	NOTUSED	NOTUSED	NOTUSED	NOTUSED	NOTUSED
Elem	Y	--	--	--	--	--	--
Wavlen	371.030	--	--	--	--	--	--
Avge	41264	--	--	--	--	--	--
SDev	321.0265	--	--	--	--	--	--
%RSD	.7779819	--	--	--	--	--	--
#1	41491	--	--	--	--	--	--
#2	41037	--	--	--	--	--	--

Method: 20076010 Sample Name: 600-53079-a-1-a Operator: DCL

Run Time: 04/05/12 14:06:13

Comment: TRACE 61E

Mode: CONC Corr. Factor: 1

Elem	Al3082	Sb2068	As1890	Ba4934	Be3130	B_2496	Cd2265
Units	ppm	ppm	ppm	ppm	ppm	ppm	ppm
Avge	5.4533	.00470	.02685	74.248	-.00059	.01161	-.00035
SDev	.0047	.00076	.00119	.369	.00001	.00090	.00022
%RSD	.08555	16.277	4.4245	.49643	1.4842	7.7216	63.284
#1	5.4500	.00524	.02769	73.988	-.00059	.01224	-.00019
#2	5.4566	.00416	.02601	74.509	-.00058	.01097	-.00050
Elem	Ca3179	Cr2677	Co2286	Cu3247	Fe2714	Li6707	Pb2203
Units	ppm	ppm	ppm	ppm	ppm	ppm	ppm

file:///c:/tjadata/temp/a040512.TXT

Avge	4.6174	.04321	.03693	.13662	62.340	.00164	.01665
SDev	.0070	.00018	.00075	.00035	.196	.00002	.00032
%RSD	.15217	.41655	2.0343	.25840	.31389	1.0495	1.9201
#1	4.6124	.04334	.03746	.13687	62.202	.00165	.01687
#2	4.6224	.04308	.03640	.13637	62.478	.00163	.01642
Elem	Se1960	Mg2790	Mn2576	Mo2020	Ni2316	K_7664	Si2881
Units	ppm	ppm	ppm	ppm	ppm	ppm	ppm
Avge	.00346	.40139	2.6644	.00659	.09021	2.3156	1.5231
SDev	.00016	.00083	.0082	.00112	.00091	.0232	.0031
%RSD	4.5536	.20720	.30651	16.968	1.0133	1.0023	.20089
#1	.00335	.40198	2.6586	.00738	.09086	2.3320	1.5209
#2	.00357	.40080	2.6702	.00580	.08957	2.2992	1.5253
Elem	Ag3280	Na3302	Na5889	Sr4215	Tl1908	Sn1899	Ti3349
Units	ppm	ppm	ppm	ppm	ppm	ppm	ppm
Avge	.00021	.48384	.32098	.60642	-.00049	.02835	.03075
SDev	.00096	.19519	.00035	.00122	.00112	.00049	.00012
%RSD	445.06	40.342	.11024	.20075	229.00	1.7334	.38636
#1	.00089	.62186	.32073	.60556	.00030	.02870	.03084
#2	-.00046	.34582	.32123	.60728	-.00128	.02801	.03067
Elem	V_2924	Zn2138	2203/1	2203/2	1960/1	1960/2	

Analysis Report

04/05/12 02:10:01 PM

page 19

Units	ppm	ppm	ppm	ppm	ppm	ppm	
Avge	.03989	.38582	.01505	.01745	-.00294	.00666	
SDev	.00002	.00080	.00076	.00010	.00088	.00020	
%RSD	.03941	.20624	5.0507	.57007	29.965	3.0565	
#1	.03988	.38525	.01558	.01752	-.00356	.00681	
#2	.03991	.38638	.01451	.01738	-.00232	.00652	
IntStd	1	2	3	4	5	6	7
Mode	*Counts	NOTUSED	NOTUSED	NOTUSED	NOTUSED	NOTUSED	NOTUSED
Elem	Y	--	--	--	--	--	--
Wavlen	371.030	--	--	--	--	--	--
Avge	40746	--	--	--	--	--	--
SDev	155.5635	--	--	--	--	--	--
%RSD	.3817884	--	--	--	--	--	--
#1	40636	--	--	--	--	--	--
#2	40856	--	--	--	--	--	--

Method: 20076010 Sample Name: 600-53079-a-1-b du Operator: DCL

Run Time: 04/05/12 14:10:04

Comment: TRACE 61E

Mode: CONC Corr. Factor: 1

Elem	Al3082	Sb2068	As1890	Ba4934	Be3130	B_2496	Cd2265
Units	ppm	ppm	ppm	ppm	ppm	ppm	ppm
Avge	5.5756	.00279	.02544	74.277	-.00054	.01100	-.00029
SDev	.0056	.00340	.00080	.166	.00002	.00057	.00013
%RSD	.10080	122.01	3.1383	.22359	3.9287	5.1909	44.065
#1	5.5716	.00038	.02600	74.395	-.00056	.01060	-.00038
#2	5.5796	.00520	.02487	74.160	-.00053	.01141	-.00020

file:///c:/tjadata/temp/a040512.TXT

Elem	Ca3179	Cr2677	Co2286	Cu3247	Fe2714	Li6707	Pb2203
Units	ppm	ppm	ppm	ppm	ppm	ppm	ppm
Avge	4.5428	.04829	.03809	.13981	64.127	.00175	.01540
SDev	.0171	.00051	.00029	.00004	.169	.00011	.00023
%RSD	.37626	1.0539	.76194	.03158	.26295	6.4340	1.4960

#1	4.5307	.04793	.03788	.13978	64.007	.00167	.01524
#2	4.5548	.04865	.03829	.13984	64.246	.00183	.01556

Elem	Se1960	Mg2790	Mn2576	Mo2020	Ni2316	K_7664	Si2881
Units	ppm	ppm	ppm	ppm	ppm	ppm	ppm
Avge	.00119	.42717	2.7425	.00702	.09196	2.3990	1.5353
SDev	.00158	.01163	.0048	.00043	.00037	.0511	.0038
%RSD	132.63	2.7230	.17671	6.1376	.40292	2.1283	.24949

#1	.00230	.41895	2.7391	.00672	.09170	2.3629	1.5326
#2	.00007	.43540	2.7459	.00733	.09223	2.4351	1.5380

Elem	Ag3280	Na3302	Na5889	Sr4215	Tl1908	Sn1899	Ti3349
Units	ppm	ppm	ppm	ppm	ppm	ppm	ppm
Avge	.00028	.51679	.32544	.57057	.00205	.02799	.03121
SDev	.00011	.14921	.00322	.00102	.00010	.00040	.00013
%RSD	40.538	28.874	.99068	.17941	4.8372	1.4166	.42012

Analysis Report

04/05/12 02:13:52 PM

page 20

#1	.00035	.62230	.32316	.57129	.00198	.02771	.03112
#2	.00020	.41128	.32772	.56984	.00212	.02827	.03131

Elem	V_2924	Zn2138	2203/1	2203/2	1960/1	1960/2
Units	ppm	ppm	ppm	ppm	ppm	ppm
Avge	.04221	.36600	.01301	.01659	-.00504	.00430
SDev	.00046	.00069	.00244	.00087	.00324	.00074
%RSD	1.0986	.18971	18.739	5.2650	64.406	17.268

#1	.04189	.36550	.01129	.01721	-.00274	.00483
#2	.04254	.36649	.01474	.01597	-.00733	.00378

IntStd	1	2	3	4	5	6	7
Mode	*Counts	NOTUSED	NOTUSED	NOTUSED	NOTUSED	NOTUSED	NOTUSED
Elem	Y	--	--	--	--	--	--
Wavlen	371.030	--	--	--	--	--	--
Avge	40586	--	--	--	--	--	--
SDev	18.38478	--	--	--	--	--	--
%RSD	.0452983	--	--	--	--	--	--

#1	40573	--	--	--	--	--
#2	40599	--	--	--	--	--

Method: 20076010 Sample Name: 600-53079-a-1-c ms Operator: DCL

Run Time: 04/05/12 14:13:55

Comment: TRACE 61E

Mode: CONC Corr. Factor: 1

Elem	Al3082	Sb2068	As1890	Ba4934	Be3130	B_2496	Cd2265
Units	ppm	ppm	ppm	ppm	ppm	ppm	ppm
Avge	18.435	.85396	1.0381	82.312	.44694	1.0328	.53422
SDev	.085	.01825	.0051	.210	.00128	.0043	.00180
%RSD	.46355	2.1375	.49066	.25505	.28602	.41314	.33704

#1	18.374	.84105	1.0345	82.164	.44604	1.0298	.53295
----	--------	--------	--------	--------	--------	--------	--------

file:///c:/tjadata/temp/a040512.TXT

#2	18.495	.86686	1.0417	82.461	.44785	1.0358	.53549
Elem	Ca3179	Cr2677	Co2286	Cu3247	Fe2714	Li6707	Pb2203
Units	ppm	ppm	ppm	ppm	ppm	ppm	ppm
Avge	14.315	.96195	.94943	1.0627	72.579	.49836	.65526
SDev	.047	.00359	.00316	.0033	.219	.00224	.00511
%RSD	.32619	.37330	.33262	.30597	.30235	.44919	.77981

#1	14.282	.95941	.94720	1.0604	72.424	.49678	.65165
#2	14.348	.96448	.95167	1.0650	72.734	.49994	.65887

Elem	Se1960	Mg2790	Mn2576	Mo2020	Ni2316	K_7664	Si2881
Units	ppm	ppm	ppm	ppm	ppm	ppm	ppm
Avge	.92432	9.9306	3.6109	1.0264	1.0805	13.476	3.2172
SDev	.00296	.0374	.0099	.0037	.0016	.080	.0087
%RSD	.32026	.37618	.27351	.36252	.15076	.59007	.27036

#1	.92223	9.9041	3.6039	1.0237	1.0817	13.419	3.2110
#2	.92641	9.9570	3.6179	1.0290	1.0793	13.532	3.2233

Elem	Ag3280	Na3302	Na5889	Sr4215	Tl1908	Sn1899	Ti3349
Units	ppm	ppm	ppm	ppm	ppm	ppm	ppm

Analysis Report

04/05/12 02:17:43 PM

page 21

Avge	.49191	10.377	10.821	1.0823	1.1051	.95775	.98957
SDev	.00120	.021	.059	.0035	.0062	.00230	.00309
%RSD	.24462	.20194	.54682	.32366	.56264	.24038	.31224

#1	.49106	10.362	10.779	1.0798	1.1007	.95613	.98739
#2	.49276	10.392	10.862	1.0848	1.1095	.95938	.99176

Elem	V_2924	Zn2138	2203/1	2203/2	1960/1	1960/2	
Units	ppm	ppm	ppm	ppm	ppm	ppm	
Avge	1.0072	1.3895	.57783	.69397	.81785	.97755	
SDev	.0034	.0055	.00067	.00733	.00169	.00528	
%RSD	.33902	.39456	.11606	1.0561	.20621	.54049	

#1	1.0047	1.3856	.57736	.68879	.81905	.97382	
#2	1.0096	1.3934	.57831	.69915	.81666	.98129	

IntStd	1	2	3	4	5	6	7
Mode	*Counts	NOTUSED	NOTUSED	NOTUSED	NOTUSED	NOTUSED	NOTUSED
Elem	Y	--	--	--	--	--	--
Wavlen	371.030	--	--	--	--	--	--
Avge	40172	--	--	--	--	--	--
SDev	177.4838	--	--	--	--	--	--
%RSD	.4418042	--	--	--	--	--	--

#1	40298	--	--	--	--	--	--
#2	40047	--	--	--	--	--	--

Method: 20076010 Sample Name: 600-53079-a-1-d msd Operator: DCL

Run Time: 04/05/12 14:17:46

Comment: TRACE 61E

Mode: CONC Corr. Factor: 1

Elem	Al3082	Sb2068	As1890	Ba4934	Be3130	B_2496	Cd2265
Units	ppm	ppm	ppm	ppm	ppm	ppm	ppm
Avge	18.995	.89289	1.0561	87.201	.45635	1.0626	.54672
SDev	.005	.00645	.0034	.074	.00071	.0002	.00069
%RSD	.02648	.72284	.32477	.08521	.15496	.02082	.12692

#1	18.991	.88832	1.0585	87.253	.45685	1.0624	.54721
#2	18.998	.89745	1.0537	87.148	.45585	1.0628	.54623
Elem	Ca3179	Cr2677	Co2286	Cu3247	Fe2714	Li6707	Pb2203
Units	ppm	ppm	ppm	ppm	ppm	ppm	ppm
Avge	14.712	.97859	.96990	1.0867	74.634	.51492	.69398
SDev	.014	.00207	.00128	.0007	.074	.00083	.00089
%RSD	.09474	.21172	.13164	.06321	.09966	.16168	.12815

#1	14.722	.98006	.97080	1.0872	74.686	.51433	.69461
#2	14.702	.97713	.96899	1.0862	74.581	.51550	.69335

Elem	Se1960	Mg2790	Mn2576	Mo2020	Ni2316	K_7664	Si2881
Units	ppm	ppm	ppm	ppm	ppm	ppm	ppm
Avge	.93666	10.146	3.7006	1.0534	1.0948	13.915	3.3288
SDev	.00253	.001	.0050	.0021	.0032	.027	.0058
%RSD	.26968	.01168	.13510	.20276	.29396	.19695	.17366

#1	.93845	10.147	3.7042	1.0519	1.0971	13.895	3.3329
----	--------	--------	--------	--------	--------	--------	--------

Analysis Report 04/05/12 02:21:34 PM page 22

#2	.93488	10.145	3.6971	1.0549	1.0925	13.934	3.3247
----	--------	--------	--------	--------	--------	--------	--------

Elem	Ag3280	Na3302	Na5889	Sr4215	Tl1908	Sn1899	Ti3349
Units	ppm	ppm	ppm	ppm	ppm	ppm	ppm
Avge	.50252	10.513	11.117	1.0374	1.1369	.98069	1.0140
SDev	.00035	.106	.040	.0007	.0007	.00140	.0012
%RSD	.06896	1.0052	.35744	.06991	.05766	.14266	.12227

#1	.50277	10.588	11.089	1.0379	1.1374	.98168	1.0148
#2	.50228	10.439	11.145	1.0368	1.1365	.97970	1.0131

Elem	V_2924	Zn2138	2203/1	2203/2	1960/1	1960/2	
Units	ppm	ppm	ppm	ppm	ppm	ppm	
Avge	1.0309	1.4519	.60873	.73660	.82180	.99410	
SDev	.0023	.0004	.00208	.00030	.00705	.00026	
%RSD	.22687	.02538	.34153	.03998	.85823	.02640	

#1	1.0326	1.4516	.61020	.73681	.82678	.99429	
#2	1.0293	1.4521	.60726	.73639	.81681	.99391	

IntStd	1	2	3	4	5	6	7
Mode	*Counts	NOTUSED	NOTUSED	NOTUSED	NOTUSED	NOTUSED	NOTUSED
Elem	Y	--	--	--	--	--	--
Wavlen	371.030	--	--	--	--	--	--
Avge	39664	--	--	--	--	--	--
SDev	94.04520	--	--	--	--	--	--
%RSD	.2371017	--	--	--	--	--	--

#1	39598	--	--	--	--	--	--
#2	39731	--	--	--	--	--	--

Method: 20076010 Sample Name: 600-53079-a-2-a Operator: DCL
Run Time: 04/05/12 14:21:37
Comment: TRACE 61E
Mode: CONC Corr. Factor: 1

Elem	Al3082	Sb2068	As1890	Ba4934	Be3130	B_2496	Cd2265
Units	ppm	ppm	ppm	ppm	ppm	ppm	ppm
Avge	26.514	.06902	.10198	83.384	.00006	.02871	.02895

file:///c:/tjadata/temp/a040512.TXT

SDev	.074	.00783	.00030	.051	.00001	.00137	.00008
%RSD	.27781	11.340	.29898	.06143	20.343	4.7826	.26554
#1	26.462	.07455	.10220	83.348	.00007	.02968	.02901
#2	26.567	.06348	.10177	83.420	.00005	.02773	.02890
Elem	Ca3179	Cr2677	Co2286	Cu3247	Fe2714	Li6707	Pb2203
Units	ppm	ppm	ppm	ppm	ppm	ppm	ppm
Avge	149.21	.07209	.03531	1.0603	37.873	.01461	2.3999
SDev	.26	.00056	.00026	.0026	.048	.00002	.0022
%RSD	.17528	.77441	.74347	.24213	.12542	.14918	.09112
#1	149.40	.07249	.03550	1.0585	37.907	.01460	2.4015
#2	149.03	.07170	.03513	1.0621	37.840	.01463	2.3984
Elem	Se1960	Mg2790	Mn2576	Mo2020	Ni2316	K_7664	Si2881
Units	ppm	ppm	ppm	ppm	ppm	ppm	ppm
Avge	.00281	3.9957	2.7260	.01063	.05192	6.8288	5.4384

Analysis Report

04/05/12 02:25:25 PM

page 23

SDev	.00089	.0074	.0033	.00104	.00008	.0162	.0013
%RSD	31.524	.18544	.12250	9.8347	.15337	.23770	.02433
#1	.00218	4.0009	2.7284	.01137	.05198	6.8173	5.4375
#2	.00344	3.9905	2.7237	.00989	.05186	6.8403	5.4394
Elem	Ag3280	Na3302	Na5889	Sr4215	Tl1908	Sn1899	Ti3349
Units	ppm	ppm	ppm	ppm	ppm	ppm	ppm
Avge	.00911	1.0470	.94033	5.7906	.00285	.02700	.26492
SDev	.00026	.2114	.00626	.0055	.00038	.00148	.00020
%RSD	2.8986	20.194	.66610	.09460	13.348	5.4677	.07456
#1	.00929	1.1966	.93590	5.7867	.00312	.02596	.26506
#2	.00892	.89754	.94476	5.7944	.00258	.02804	.26478
Elem	V_2924	Zn2138	2203/1	2203/2	1960/1	1960/2	
Units	ppm	ppm	ppm	ppm	ppm	ppm	
Avge	.12803	4.2705	2.0989	2.5504	.00208	.00317	
SDev	.00032	.0036	.0136	.0035	.00048	.00109	
%RSD	.25003	.08473	.64680	.13752	23.217	34.250	
#1	.12825	4.2730	2.1085	2.5480	.00174	.00240	
#2	.12780	4.2679	2.0893	2.5529	.00242	.00394	

IntStd	1	2	3	4	5	6	7
Mode	*Counts	NOTUSED	NOTUSED	NOTUSED	NOTUSED	NOTUSED	NOTUSED
Elem	Y	--	--	--	--	--	--
Wavlen	371.030	--	--	--	--	--	--
Avge	42422	--	--	--	--	--	--
SDev	140.7142	--	--	--	--	--	--
%RSD	.3316972	--	--	--	--	--	--
#1	42323	--	--	--	--	--	--
#2	42522	--	--	--	--	--	--

Method: 20076010 Sample Name: 600-53079-a-3-a Operator: DCL

Run Time: 04/05/12 14:25:29

Comment: TRACE 61E

Mode: CONC Corr. Factor: 1

file:///c:/tjadata/temp/a040512.TXT

Elem	Al3082	Sb2068	As1890	Ba4934	Be3130	B_2496	Cd2265
Units	ppm	ppm	ppm	ppm	ppm	ppm	ppm
Avge	16.527	1.1475	2.0650	103.73	.00045	-.00192	.01144
SDev	.024	.0168	.0004	.04	.00001	.00048	.00003
%RSD	.14446	1.4656	.01835	.03401	2.7170	25.147	.26581

#1	16.511	1.1356	2.0648	103.76	.00046	-.00226	.01142
#2	16.544	1.1594	2.0653	103.71	.00044	-.00158	.01147

Elem	Ca3179	Cr2677	Co2286	Cu3247	Fe2714	Li6707	Pb2203
Units	ppm	ppm	ppm	ppm	ppm	ppm	ppm
Avge	14.395	.17647	.12062	1.7969	206.82	.01337	23.423
SDev	.027	.00023	.00037	.0038	.39	.00001	.012
%RSD	.18925	.13184	.30655	.21151	.18914	.06400	.05056

#1	14.414	.17664	.12088	1.7942	207.10	.01338	23.431
----	--------	--------	--------	--------	--------	--------	--------

Analysis Report

04/05/12 02:29:17 PM

page 24

#2	14.376	.17631	.12036	1.7996	206.54	.01337	23.415
----	--------	--------	--------	--------	--------	--------	--------

Elem	Se1960	Mg2790	Mn2576	Mo2020	Ni2316	K_7664	Si2881
Units	ppm	ppm	ppm	ppm	ppm	ppm	ppm
Avge	-.01112	.93300	22.531	.05295	.07742	1.8152	2.5900
SDev	.00218	.00576	.046	.00044	.00070	.0103	.0001
%RSD	19.628	.61747	.20584	.82304	.90863	.56942	.00538

#1	-.00958	.93708	22.564	.05326	.07791	1.8225	2.5899
#2	-.01267	.92893	22.498	.05265	.07692	1.8079	2.5901

Elem	Ag3280	Na3302	Na5889	Sr4215	Tl1908	Sn1899	Ti3349
Units	ppm	ppm	ppm	ppm	ppm	ppm	ppm
Avge	.02985	.36458	.20170	5.4351	.02537	.02895	.14872
SDev	.00005	.03694	.00105	.0021	.00307	.00001	.00027
%RSD	.16586	10.131	.51954	.03819	12.078	.04472	.18070

#1	.02981	.33846	.20095	5.4337	.02321	.02896	.14891
#2	.02988	.39070	.20244	5.4366	.02754	.02894	.14853

Elem	V_2924	Zn2138	2203/1	2203/2	1960/1	1960/2	
Units	ppm	ppm	ppm	ppm	ppm	ppm	
Avge	.10033	4.6893	20.453	24.908	-.02309	-.00514	
SDev	.00035	.0041	.054	.009	.00051	.00353	
%RSD	.34596	.08839	.26563	.03773	2.2018	68.704	

#1	.10057	4.6923	20.491	24.902	-.02345	-.00264	
#2	.10008	4.6864	20.414	24.915	-.02273	-.00763	

IntStd	1	2	3	4	5	6	7
Mode	*Counts	NOTUSED	NOTUSED	NOTUSED	NOTUSED	NOTUSED	NOTUSED
Elem	Y	--	--	--	--	--	--
Wavlen	371.030	--	--	--	--	--	--
Avge	39504	--	--	--	--	--	--
SDev	86.97414	--	--	--	--	--	--
%RSD	.2201682	--	--	--	--	--	--
#1	39442	--	--	--	--	--	--
#2	39565	--	--	--	--	--	--

Method: 20076010 Sample Name: CCV met0412ccv_00001 Operator: DCL
Run Time: 04/05/12 14:29:20

Comment: TRACE 61E
 Mode: CONC Corr. Factor: 1

Elem	Al3082	Sb2068	As1890	Ba4934	Be3130	B_2496	Cd2265
Units	ppm	ppm	ppm	ppm	ppm	ppm	ppm
Avge	2.4418	.54821	.50988	.54335	.44420	.52541	.54235
SDev	.0034	.00912	.00371	.00760	.00151	.00031	.00125
%RSD	.14104	1.6642	.72693	1.3996	.33943	.05866	.23093

#1	2.4442	.55467	.51250	.54872	.44527	.52563	.54323
#2	2.4393	.54176	.50726	.53797	.44313	.52520	.54146

Elem	Ca3179	Cr2677	Co2286	Cu3247	Fe2714	Li6707	Pb2203
Units	ppm	ppm	ppm	ppm	ppm	ppm	ppm

Analysis Report 04/05/12 02:33:08 PM page 25

Avge	12.212	.45484	.44677	.45456	2.6136	.49863	.49019
SDev	.032	.00127	.00108	.00110	.0163	.00074	.00263
%RSD	.26495	.27980	.24213	.24145	.62284	.14885	.53581

#1	12.235	.45574	.44753	.45534	2.6251	.49915	.49205
#2	12.189	.45394	.44600	.45378	2.6021	.49810	.48833

Elem	Se1960	Mg2790	Mn2576	Mo2020	Ni2316	K_7664	Si2881
Units	ppm	ppm	ppm	ppm	ppm	ppm	ppm
Avge	.48106	4.6533	.46776	.50122	.48781	13.447	.91348
SDev	.00060	.0144	.00217	.00116	.00049	.000	.00524
%RSD	.12540	.30934	.46471	.23058	.10000	.00242	.57326

#1	.48149	4.6634	.46930	.50203	.48815	13.447	.91718
#2	.48064	4.6431	.46623	.50040	.48746	13.446	.90977

Elem	Ag3280	Na3302	Na5889	Sr4215	Tl1908	Sn1899	Ti3349
Units	ppm	ppm	ppm	ppm	ppm	ppm	ppm
Avge	.24443	12.897	12.889	.26692	.56006	.46774	.49893
SDev	.00108	.057	.013	.00059	.00122	.00051	.00104
%RSD	.44034	.44280	.10421	.21900	.21766	.10969	.20818

#1	.24519	12.937	12.898	.26734	.56092	.46811	.49967
#2	.24367	12.857	12.879	.26651	.55920	.46738	.49820

Elem	V_2924	Zn2138	2203/1	2203/2	1960/1	1960/2
Units	ppm	ppm	ppm	ppm	ppm	ppm
Avge	.46974	.52498	.42125	.52466	.41818	.51256
SDev	.00067	.00054	.00359	.00214	.00840	.00329
%RSD	.14159	.10291	.85299	.40848	2.0077	.64244

#1	.47021	.52536	.42379	.52618	.42411	.51023
#2	.46927	.52460	.41871	.52315	.41224	.51489

IntStd	1	2	3	4	5	6	7
Mode	*Counts	NOTUSED	NOTUSED	NOTUSED	NOTUSED	NOTUSED	NOTUSED
Elem	Y	--	--	--	--	--	--
Wavlen	371.030	--	--	--	--	--	--
Avge	39398	--	--	--	--	--	--
SDev	111.7229	--	--	--	--	--	--
%RSD	.2835750	--	--	--	--	--	--
#1	39477	--	--	--	--	--	--
#2	39319	--	--	--	--	--	--

 Method: 20076010 Sample Name: CCB Operator: DCL
 Run Time: 04/05/12 14:33:11
 Comment: TRACE 61E
 Mode: CONC Corr. Factor: 1

Elem	Al3082	Sb2068	As1890	Ba4934	Be3130	B_2496	Cd2265
Units	ppm	ppm	ppm	ppm	ppm	ppm	ppm
Avge	.11760	.01152	.00082	.00098	-.00147	.00130	-.00028
SDev	.00057	.00155	.00054	.00008	.00001	.00041	.00002
%RSD	.48174	13.466	65.992	8.2229	.68374	31.707	8.8078

Analysis Report 04/05/12 02:36:59 PM page 26

#1	.11800	.01262	.00044	.00104	-.00147	.00159	-.00030
#2	.11720	.01043	.00120	.00092	-.00148	.00101	-.00026
Elem	Ca3179	Cr2677	Co2286	Cu3247	Fe2714	Li6707	Pb2203
Units	ppm	ppm	ppm	ppm	ppm	ppm	ppm
Avge	-.05451	.00014	-.00114	-.00532	-.04671	.00044	.00104
SDev	.00032	.00014	.00022	.00035	.00293	.00005	.00005
%RSD	.59299	98.568	19.049	6.5037	6.2703	11.889	4.5259

#1	-.05428	.00024	-.00130	-.00508	-.04879	.00048	.00100
#2	-.05473	.00004	-.00099	-.00557	-.04464	.00041	.00107

Elem	Se1960	Mg2790	Mn2576	Mo2020	Ni2316	K_7664	Si2881
Units	ppm	ppm	ppm	ppm	ppm	ppm	ppm
Avge	.00187	.02422	.00004	.00109	-.00096	.12706	-.01650
SDev	.00323	.00489	.00006	.00107	.00038	.03219	.00194
%RSD	172.69	20.198	156.88	98.839	39.291	25.331	11.735

#1	.00415	.02768	.00008	.00184	-.00069	.14982	-.01513
#2	-.00041	.02076	-.00000	.00033	-.00123	.10430	-.01787

Elem	Ag3280	Na3302	Na5889	Sr4215	Tl1908	Sn1899	Ti3349
Units	ppm	ppm	ppm	ppm	ppm	ppm	ppm
Avge	-.00128	-.23414	-.00421	-.00010	-.00031	-.00029	-.00001
SDev	.00025	.04726	.00225	.00004	.00050	.00081	.00001
%RSD	19.295	20.186	53.401	36.903	164.45	282.46	59.458

#1	-.00111	-.26756	-.00262	-.00007	.00005	.00028	-.00001
#2	-.00146	-.20072	-.00580	-.00013	-.00066	-.00086	-.00002

Elem	V_2924	Zn2138	2203/1	2203/2	1960/1	1960/2
Units	ppm	ppm	ppm	ppm	ppm	ppm
Avge	-.00003	-.00249	.00144	.00083	.00090	.00235
SDev	.00044	.00016	.00277	.00146	.00352	.00308
%RSD	1538.3	6.2649	192.19	175.01	391.02	130.93

#1	.00028	-.00260	.00340	-.00020	.00339	.00453
#2	-.00034	-.00238	-.00052	.00186	-.00159	.00017

IntStd	1	2	3	4	5	6	7
Mode	*Counts	NOTUSED	NOTUSED	NOTUSED	NOTUSED	NOTUSED	NOTUSED
Elem	Y	--	--	--	--	--	--
Wavlen	371.030	--	--	--	--	--	--
Avge	39313	--	--	--	--	--	--
SDev	145.6640	--	--	--	--	--	--
%RSD	.3705237	--	--	--	--	--	--

#1	39210	--	--	--	--	--	--
#2	39416	--	--	--	--	--	--

Method: 20076010 Sample Name: 600-53079-a-4-a Operator: DCL
 Run Time: 04/05/12 14:37:02
 Comment: TRACE 61E
 Mode: CONC Corr. Factor: 1

Elem	Al3082	Sb2068	As1890	Ba4934	Be3130	B_2496	Cd2265
------	--------	--------	--------	--------	--------	--------	--------

Analysis Report 04/05/12 02:40:50 PM page 27

Units	ppm	ppm	ppm	ppm	ppm	ppm	ppm
Avg	4.7783	.01031	.02698	67.009	-.00070	.01149	-.00071
SDev	.0054	.00160	.00119	.148	.00000	.00021	.00008
%RSD	.11344	15.552	4.4034	.22063	.46469	1.8231	11.736

#1	4.7745	.01144	.02782	66.904	-.00071	.01164	-.00077
#2	4.7822	.00917	.02614	67.114	-.00070	.01134	-.00065

Elem	Ca3179	Cr2677	Co2286	Cu3247	Fe2714	Li6707	Pb2203
Units	ppm	ppm	ppm	ppm	ppm	ppm	ppm
Avg	4.3865	.03815	.03694	.12327	57.009	.00209	.01722
SDev	.0015	.00015	.00043	.00031	.004	.00006	.00012
%RSD	.03389	.38922	1.1542	.24856	.00640	2.8463	.69929

#1	4.3876	.03805	.03724	.12306	57.012	.00213	.01730
#2	4.3855	.03826	.03664	.12349	57.007	.00204	.01713

Elem	Se1960	Mg2790	Mn2576	Mo2020	Ni2316	K_7664	Si2881
Units	ppm	ppm	ppm	ppm	ppm	ppm	ppm
Avg	.00049	.40522	2.6310	.00610	.08271	2.5636	1.3999
SDev	.00120	.00326	.0006	.00074	.00046	.0008	.0003
%RSD	243.17	.80380	.02268	12.144	.55378	.03155	.01988

#1	-.00035	.40752	2.6314	.00662	.08303	2.5641	1.3997
#2	.00134	.40292	2.6306	.00557	.08238	2.5630	1.4001

Elem	Ag3280	Na3302	Na5889	Sr4215	Tl1908	Sn1899	Ti3349
Units	ppm	ppm	ppm	ppm	ppm	ppm	ppm
Avg	-.00016	.46625	.33322	.62569	.00220	.02502	.02665
SDev	.00032	.11180	.00100	.00092	.00001	.00048	.00002
%RSD	195.82	23.979	.30018	.14632	.50236	1.9221	.07407

#1	.00006	.54531	.33251	.62505	.00219	.02468	.02666
#2	-.00039	.38719	.33393	.62634	.00221	.02536	.02663

Elem	V_2924	Zn2138	2203/1	2203/2	1960/1	1960/2
Units	ppm	ppm	ppm	ppm	ppm	ppm
Avg	.03834	.33475	.01558	.01804	-.00172	.00160
SDev	.00009	.00014	.00077	.00020	.00120	.00120
%RSD	.24534	.04214	4.9290	1.1277	69.764	75.148

#1	.03841	.33465	.01612	.01789	-.00256	.00075
#2	.03827	.33485	.01504	.01818	-.00087	.00245

IntStd	1	2	3	4	5	6	7
Mode	*Counts	NOTUSED	NOTUSED	NOTUSED	NOTUSED	NOTUSED	NOTUSED
Elem	Y	--	--	--	--	--	--
Wavlen	371.030	--	--	--	--	--	--

file:///c:/tjadata/temp/a040512.TXT

Avge	39303	--	--	--	--	--	--
SDev	89.09545	--	--	--	--	--	--
%RSD	.2266887	--	--	--	--	--	--
#1	39240	--	--	--	--	--	--
#2	39366	--	--	--	--	--	--

04/05/12 02:44:41 PM

page 28

Method: 20076010 Sample Name: 600-53079-a-5-a Operator: DCL
 Run Time: 04/05/12 14:40:54
 Comment: TRACE 61E
 Mode: CONC Corr. Factor: 1

Elem	Al3082	Sb2068	As1890	Ba4934	Be3130	B_2496	Cd2265
Units	ppm	ppm	ppm	ppm	ppm	ppm	ppm
Avge	25.271	.04728	.09755	82.028	-.00007	.02496	.02815
SDev	.076	.00072	.00214	.167	.00000	.00035	.00020
%RSD	.29941	1.5171	2.1922	.20341	4.0362	1.3881	.70505

#1	25.325	.04778	.09907	82.146	-.00007	.02472	.02801
#2	25.218	.04677	.09604	81.910	-.00006	.02521	.02829

Elem	Ca3179	Cr2677	Co2286	Cu3247	Fe2714	Li6707	Pb2203
Units	ppm	ppm	ppm	ppm	ppm	ppm	ppm
Avge	143.02	.06526	.03630	1.0938	36.389	.01421	2.1907
SDev	.16	.00006	.00012	.0032	.028	.00004	.0017
%RSD	.11280	.08956	.32585	.29107	.07604	.29326	.07713

#1	143.13	.06531	.03621	1.0960	36.409	.01424	2.1919
#2	142.91	.06522	.03638	1.0915	36.370	.01418	2.1895

Elem	Se1960	Mg2790	Mn2576	Mo2020	Ni2316	K_7664	Si2881
Units	ppm	ppm	ppm	ppm	ppm	ppm	ppm
Avge	.00151	3.7365	2.4944	.00921	.05010	6.6369	5.0378
SDev	.00075	.0104	.0029	.00034	.00054	.0248	.0150
%RSD	49.566	.27846	.11608	3.6932	1.0801	.37345	.29764

#1	.00098	3.7438	2.4964	.00897	.05048	6.6545	5.0484
#2	.00203	3.7291	2.4923	.00945	.04972	6.6194	5.0272

Elem	Ag3280	Na3302	Na5889	Sr4215	Tl1908	Sn1899	Ti3349
Units	ppm	ppm	ppm	ppm	ppm	ppm	ppm
Avge	.01042	.99022	.90510	5.5408	.00130	.02399	.24933
SDev	.00015	.03101	.00390	.0104	.00272	.00103	.00030
%RSD	1.4449	3.1312	.43040	.18748	208.62	4.2931	.12087

#1	.01031	.96829	.90786	5.5482	.00322	.02326	.24954
#2	.01052	1.0121	.90235	5.5335	-.00062	.02472	.24912

Elem	V_2924	Zn2138	2203/1	2203/2	1960/1	1960/2
Units	ppm	ppm	ppm	ppm	ppm	ppm
Avge	.12140	4.1663	1.8800	2.3460	-.00096	.00274
SDev	.00062	.0062	.0081	.0015	.00149	.00038
%RSD	.50959	.14806	.43343	.06564	154.88	13.732

#1	.12184	4.1707	1.8858	2.3449	-.00201	.00247
#2	.12096	4.1620	1.8743	2.3471	.00009	.00300

IntStd	1	2	3	4	5	6	7
Mode	*Counts	NOTUSED	NOTUSED	NOTUSED	NOTUSED	NOTUSED	NOTUSED

file:///c:/tjadata/temp/a040512.TXT

Elem	Y	--	--	--	--	--	--
Wavlen	371.030	--	--	--	--	--	--
Avge	41790	--	--	--	--	--	--
SDev	94.04520	--	--	--	--	--	--
%RSD	.2250397	--	--	--	--	--	--

Analysis Report

04/05/12 02:44:41 PM

page 29

#1	41724	--	--	--	--	--	--
#2	41857	--	--	--	--	--	--

Method: 20076010 Sample Name: 600-53079-a-6-a Operator: DCL
Run Time: 04/05/12 14:44:44
Comment: TRACE 61E
Mode: CONC Corr. Factor: 1

Elem	Al3082	Sb2068	As1890	Ba4934	Be3130	B_2496	Cd2265
Units	ppm	ppm	ppm	ppm	ppm	ppm	ppm
Avge	16.699	1.1272	2.0498	103.10	.00046	-.00268	.01089
SDev	.030	.0145	.0022	.35	.00000	.00058	.00011
%RSD	.18060	1.2869	.10878	.34431	.19952	21.740	.98820

#1	16.721	1.1169	2.0514	103.35	.00046	-.00227	.01097
#2	16.678	1.1374	2.0482	102.85	.00046	-.00309	.01081

Elem	Ca3179	Cr2677	Co2286	Cu3247	Fe2714	Li6707	Pb2203
Units	ppm	ppm	ppm	ppm	ppm	ppm	ppm
Avge	17.126	.18212	.12314	1.8598	222.12	.01359	20.399
SDev	.054	.00107	.00036	.0078	.86	.00004	.027
%RSD	.31412	.58793	.29182	.42105	.38649	.29945	.13034

#1	17.165	.18288	.12340	1.8654	222.73	.01362	20.418
#2	17.088	.18136	.12289	1.8543	221.51	.01356	20.381

Elem	Se1960	Mg2790	Mn2576	Mo2020	Ni2316	K_7664	Si2881
Units	ppm	ppm	ppm	ppm	ppm	ppm	ppm
Avge	-.01467	1.0979	21.250	.04297	.07465	1.9763	2.5507
SDev	.00173	.0037	.082	.00024	.00049	.0107	.0036
%RSD	11.822	.33557	.38691	.54828	.65184	.54319	.14169

#1	-.01589	1.1005	21.309	.04280	.07499	1.9839	2.5532
#2	-.01344	1.0953	21.192	.04313	.07430	1.9687	2.5481

Elem	Ag3280	Na3302	Na5889	Sr4215	Tl1908	Sn1899	Ti3349
Units	ppm	ppm	ppm	ppm	ppm	ppm	ppm
Avge	.04980	.49396	.27334	5.7011	.03312	.02717	.14907
SDev	.00003	.07293	.00010	.0188	.00049	.00040	.00075
%RSD	.06568	14.764	.03487	.32914	1.4711	1.4697	.50526

#1	.04978	.44240	.27341	5.7144	.03278	.02689	.14960
#2	.04982	.54553	.27327	5.6878	.03347	.02745	.14854

Elem	V_2924	Zn2138	2203/1	2203/2	1960/1	1960/2
Units	ppm	ppm	ppm	ppm	ppm	ppm
Avge	.10149	5.2213	17.504	21.847	-.02401	-.01000
SDev	.00051	.0171	.018	.031	.00379	.00449
%RSD	.49879	.32834	.10440	.14072	15.764	44.952

#1	.10184	5.2334	17.517	21.869	-.02133	-.01317
#2	.10113	5.2091	17.491	21.825	-.02669	-.00682

IntStd	1	2	3	4	5	6	7
Mode	*Counts	NOTUSED	NOTUSED	NOTUSED	NOTUSED	NOTUSED	NOTUSED
Analysis Report				04/05/12 02:48:32 PM		page 30	
Elem	Y	--	--	--	--	--	--
Wavlen	371.030	--	--	--	--	--	--
Avge	38386	--	--	--	--	--	--
SDev	120.9153	--	--	--	--	--	--
%RSD	.3150024	--	--	--	--	--	--
#1	38300	--	--	--	--	--	--
#2	38471	--	--	--	--	--	--

Method: 20076010 Sample Name: PDS 600-52201-a-24-a Operator: DCL
Run Time: 04/05/12 14:48:35
Comment: TRACE 61E
Mode: CONC Corr. Factor: 1

Elem	Al3082	Sb2068	As1890	Ba4934	Be3130	B_2496	Cd2265
Units	ppm	ppm	ppm	ppm	ppm	ppm	ppm
Avge	162.83	.98004	.98527	5.4246	.38627	1.1692	.44097
SDev	.26	.00871	.00432	.0114	.00053	.0003	.00031
%RSD	.16064	.88871	.43898	.21011	.13632	.02532	.06955
#1	163.02	.98620	.98833	5.4327	.38664	1.1690	.44118
#2	162.65	.97388	.98221	5.4166	.38590	1.1694	.44075
Elem	Ca3179	Cr2677	Co2286	Cu3247	Fe2714	Li6707	Pb2203
Units	ppm	ppm	ppm	ppm	ppm	ppm	ppm
Avge	898.38	.94218	.79133	.91037	159.44	1.2884	1.0501
SDev	2.23	.00047	.00112	.00141	.19	.0006	.0043
%RSD	.24808	.04972	.14160	.15526	.11899	.04597	.41011
#1	899.96	.94251	.79212	.91137	159.58	1.2879	1.0532
#2	896.81	.94185	.79054	.90937	159.31	1.2888	1.0471
Elem	Se1960	Mg2790	Mn2576	Mo2020	Ni2316	K_7664	Si2881
Units	ppm	ppm	ppm	ppm	ppm	ppm	ppm
Avge	.81807	49.982	3.5488	.88217	.91611	55.752	5.9779
SDev	.00311	.074	.0040	.00168	.00148	.046	.0052
%RSD	.38050	.14725	.11311	.18983	.16194	.08322	.08773
#1	.82027	50.034	3.5516	.88098	.91716	55.785	5.9816
#2	.81587	49.930	3.5459	.88335	.91506	55.719	5.9741
Elem	Ag3280	Na3302	Na5889	Sr4215	Tl1908	Sn1899	Ti3349
Units	ppm	ppm	ppm	ppm	ppm	ppm	ppm
Avge	.45494	15.184	18.051	3.8979	.97891	.83199	1.1445
SDev	.00178	.149	.019	.0009	.00025	.00527	.0012
%RSD	.39076	.97844	.10740	.02334	.02531	.63365	.10217
#1	.45619	15.289	18.065	3.8973	.97873	.83572	1.1453
#2	.45368	15.079	18.037	3.8986	.97909	.82826	1.1437
Elem	V_2924	Zn2138	2203/1	2203/2	1960/1	1960/2	
Units	ppm	ppm	ppm	ppm	ppm	ppm	
Avge	1.0777	1.5418	.89456	1.1279	.70792	.87315	
SDev	.0011	.0014	.00786	.0025	.00501	.00216	
%RSD	.10675	.09372	.87875	.22425	.70739	.24798	

file:///c:/tjadata/temp/a040512.TXT

#1	1.0785	1.5429	.90012	1.1297	.71146	.87468
----	--------	--------	--------	--------	--------	--------

Analysis Report

04/05/12 02:52:23 PM

page 31

#2	1.0768	1.5408	.88900	1.1261	.70438	.87162
----	--------	--------	--------	--------	--------	--------

IntStd	1	2	3	4	5	6	7
Mode	*Counts	NOTUSED	NOTUSED	NOTUSED	NOTUSED	NOTUSED	NOTUSED
Elem	Y	--	--	--	--	--	--
Wavlen	371.030	--	--	--	--	--	--
Avge	39404	--	--	--	--	--	--
SDev	120.2082	--	--	--	--	--	--
%RSD	.3050659	--	--	--	--	--	--

#1	39319	--	--	--	--	--	--
#2	39489	--	--	--	--	--	--

Method: 20076010 Sample Name: SD 600-52201-a-24a@5 Operator: DCL
 Run Time: 04/05/12 14:52:26
 Comment: TRACE 61E
 Mode: CONC Corr. Factor: 1

Elem	Al3082	Sb2068	As1890	Ba4934	Be3130	B_2496	Cd2265
Units	ppm	ppm	ppm	ppm	ppm	ppm	ppm
Avge	34.759	.01010	.01865	1.0102	.00051	.04680	-.00082
SDev	.039	.00102	.00059	.0010	.00003	.00109	.00009
%RSD	.11149	10.131	3.1431	.10311	5.6554	2.3343	11.207

#1	34.786	.01083	.01906	1.0109	.00053	.04758	-.00076
#2	34.731	.00938	.01824	1.0094	.00049	.04603	-.00089

Elem	Ca3179	Cr2677	Co2286	Cu3247	Fe2714	Li6707	Pb2203
Units	ppm	ppm	ppm	ppm	ppm	ppm	ppm
Avge	253.81	.04011	.01194	.01420	35.001	.02998	.05121
SDev	.44	.00036	.00057	.00018	.061	.00009	.00024
%RSD	.17216	.88962	4.7732	1.2754	.17490	.28780	.45985

#1	254.12	.04036	.01235	.01407	35.044	.03004	.05138
#2	253.50	.03985	.01154	.01432	34.957	.02992	.05105

Elem	Se1960	Mg2790	Mn2576	Mo2020	Ni2316	K_7664	Si2881
Units	ppm	ppm	ppm	ppm	ppm	ppm	ppm
Avge	-.00206	9.8787	.64625	.00449	.02415	8.8001	1.1482
SDev	.00059	.0207	.00062	.00101	.00068	.0030	.0022
%RSD	28.694	.20948	.09547	22.431	2.8357	.03405	.19291

#1	-.00248	9.8933	.64669	.00520	.02463	8.8022	1.1497
#2	-.00164	9.8640	.64581	.00378	.02366	8.7980	1.1466

Elem	Ag3280	Na3302	Na5889	Sr4215	Tl1908	Sn1899	Ti3349
Units	ppm	ppm	ppm	ppm	ppm	ppm	ppm
Avge	-.00040	1.1118	1.0937	.72938	.00414	.00627	.06292
SDev	.00059	.1307	.0023	.00014	.00033	.00236	.00015
%RSD	148.99	11.754	.21222	.01888	7.9074	37.691	.24320

#1	.00002	1.2042	1.0953	.72947	.00437	.00794	.06303
#2	-.00081	1.0194	1.0920	.72928	.00391	.00460	.06281

Elem	V_2924	Zn2138	2203/1	2203/2	1960/1	1960/2
Units	ppm	ppm	ppm	ppm	ppm	ppm
Avge	.06202	.14470	.04291	.05537	.00053	-.00335

Analysis Report

04/05/12 02:56:14 PM

page 32

SDev	.00014	.00028	.00128	.00029	.00223	.00200	
%RSD	.22899	.19154	2.9783	.51610	417.80	59.609	
#1	.06212	.14489	.04381	.05516	.00211	-.00477	
#2	.06192	.14450	.04201	.05557	-.00104	-.00194	
IntStd	1	2	3	4	5	6	7
Mode	*Counts	NOTUSED	NOTUSED	NOTUSED	NOTUSED	NOTUSED	NOTUSED
Elem	Y	--	--	--	--	--	--
Wavlen	371.030	--	--	--	--	--	--
Avge	38352	--	--	--	--	--	--
SDev	3.535534	--	--	--	--	--	--
%RSD	.0092185	--	--	--	--	--	--
#1	38350	--	--	--	--	--	--
#2	38355	--	--	--	--	--	--

Method: 20076010 Sample Name: CCV met0412ccv_00001 Operator: DCL
 Run Time: 04/05/12 14:56:17
 Comment: TRACE 61E
 Mode: CONC Corr. Factor: 1

Elem	Al3082	Sb2068	As1890	Ba4934	Be3130	B_2496	Cd2265
Units	ppm	ppm	ppm	ppm	ppm	ppm	ppm
Avge	2.4528	.53337	.51248	.54287	.43925	.53275	.55126
SDev	.0007	.00023	.00004	.00020	.00034	.00126	.00030
%RSD	.02859	.04235	.00795	.03697	.07745	.23642	.05521

#1	2.4523	.53322	.51245	.54301	.43900	.53186	.55105
#2	2.4533	.53353	.51251	.54273	.43949	.53364	.55148

Elem	Ca3179	Cr2677	Co2286	Cu3247	Fe2714	Li6707	Pb2203
Units	ppm	ppm	ppm	ppm	ppm	ppm	ppm
Avge	12.234	.45344	.44507	.44837	2.6356	.51123	.49303
SDev	.004	.00006	.00027	.00020	.0010	.00042	.00029
%RSD	.02964	.01231	.06070	.04519	.03848	.08260	.05846

#1	12.232	.45348	.44488	.44823	2.6349	.51153	.49323
#2	12.237	.45340	.44526	.44851	2.6364	.51093	.49282

Elem	Se1960	Mg2790	Mn2576	Mo2020	Ni2316	K_7664	Si2881
Units	ppm	ppm	ppm	ppm	ppm	ppm	ppm
Avge	.48181	4.6771	.46691	.50103	.50165	13.916	.91157
SDev	.00261	.0057	.00028	.00124	.00044	.012	.00164
%RSD	.54125	.12092	.06064	.24835	.08816	.08581	.17952

#1	.48365	4.6731	.46671	.50015	.50196	13.924	.91273
#2	.47996	4.6811	.46711	.50191	.50134	13.908	.91041

Elem	Ag3280	Na3302	Na5889	Sr4215	Tl1908	Sn1899	Ti3349
Units	ppm	ppm	ppm	ppm	ppm	ppm	ppm
Avge	.24468	13.068	13.173	.27037	.56883	.46850	.50073
SDev	.00048	.103	.020	.00017	.00084	.00077	.00040
%RSD	.19694	.78587	.15411	.06399	.14728	.16537	.08068

#1	.24434	12.995	13.188	.27024	.56943	.46905	.50045
#2	.24503	13.141	13.159	.27049	.56824	.46796	.50102

Analysis Report

04/05/12 03:00:05 PM

page 33

Elem	V_2924	Zn2138	2203/1	2203/2	1960/1	1960/2
Units	ppm	ppm	ppm	ppm	ppm	ppm
Avge	.46853	.53040	.41916	.52996	.41326	.51613
SDev	.00011	.00069	.00263	.00175	.00170	.00476
%RSD	.02259	.12990	.62807	.32994	.41142	.92259

#1	.46846	.52992	.41730	.53120	.41205	.51950
#2	.46861	.53089	.42102	.52873	.41446	.51277

IntStd	1	2	3	4	5	6	7
Mode	*Counts	NOTUSED	NOTUSED	NOTUSED	NOTUSED	NOTUSED	NOTUSED
Elem	Y	--	--	--	--	--	--
Wavlen	371.030	--	--	--	--	--	--
Avge	38127	--	--	--	--	--	--
SDev	86.26703	--	--	--	--	--	--
%RSD	.2262623	--	--	--	--	--	--

#1	38188	--	--	--	--	--	--
#2	38066	--	--	--	--	--	--

Method: 20076010 Sample Name: CCB Operator: DCL
Run Time: 04/05/12 15:00:08
Comment: TRACE 61E
Mode: CONC Corr. Factor: 1

Elem	Al3082	Sb2068	As1890	Ba4934	Be3130	B_2496	Cd2265
Units	ppm	ppm	ppm	ppm	ppm	ppm	ppm
Avge	.13209	.00335	.00249	.00019	-.00162	.00068	-.00016
SDev	.00550	.00381	.00176	.00021	.00002	.00164	.00000
%RSD	4.1609	113.60	70.624	113.83	1.4384	242.28	.93319

#1	.13598	.00605	.00373	.00034	-.00160	.00184	-.00016
#2	.12821	.00066	.00125	.00004	-.00163	-.00048	-.00016

Elem	Ca3179	Cr2677	Co2286	Cu3247	Fe2714	Li6707	Pb2203
Units	ppm	ppm	ppm	ppm	ppm	ppm	ppm
Avge	-.05456	-.00004	-.00032	-.00545	-.00831	.00068	.00067
SDev	.00113	.00066	.00079	.00091	.03775	.00001	.00007
%RSD	2.0802	1849.6	244.11	16.635	454.24	1.4410	9.8636

#1	-.05536	.00043	-.00088	-.00481	-.03500	.00069	.00062
#2	-.05376	-.00050	.00024	-.00609	.01838	.00068	.00072

Elem	Se1960	Mg2790	Mn2576	Mo2020	Ni2316	K_7664	Si2881
Units	ppm	ppm	ppm	ppm	ppm	ppm	ppm
Avge	.00128	.03810	-.00005	.00067	-.00078	.24016	-.01914
SDev	.00081	.00043	.00008	.00042	.00020	.00147	.00438
%RSD	63.309	1.1272	151.80	62.179	26.133	.61210	22.881

#1	.00071	.03779	.00000	.00038	-.00092	.23912	-.01605
#2	.00186	.03840	-.00011	.00097	-.00063	.24120	-.02224

Elem	Ag3280	Na3302	Na5889	Sr4215	Tl1908	Sn1899	Ti3349
Units	ppm	ppm	ppm	ppm	ppm	ppm	ppm
Avge	-.00029	-.01589	.00307	-.00012	-.00194	-.00100	-.00016
SDev	.00112	.20524	.00139	.00007	.00111	.00313	.00043

Analysis Report 04/05/12 03:03:56 PM page 34

%RSD	383.82	1291.6	45.371	63.324	57.436	312.13	263.19
------	--------	--------	--------	--------	--------	--------	--------

file:///c:/tjadata/temp/a040512.TXT

#1	-.00108	-.16101	.00208	-.00006	-.00115	-.00322	.00014
#2	.00050	.12923	.00405	-.00017	-.00273	.00121	-.00047
Elem	V_2924	Zn2138	2203/1	2203/2	1960/1	1960/2	
Units	ppm	ppm	ppm	ppm	ppm	ppm	
Avge	-.00012	-.00289	.00177	.00012	.00677	-.00146	
SDev	.00082	.00013	.00348	.00164	.00318	.00037	
%RSD	673.55	4.4732	196.66	1354.3	46.992	25.527	
#1	.00046	-.00280	-.00069	.00128	.00452	-.00120	
#2	-.00071	-.00298	.00423	-.00104	.00902	-.00173	
IntStd	1	2	3	4	5	6	7
Mode	*Counts	NOTUSED	NOTUSED	NOTUSED	NOTUSED	NOTUSED	NOTUSED
Elem	Y	--	--	--	--	--	--
Wavlen	371.030	--	--	--	--	--	--
Avge	38120	--	--	--	--	--	--
SDev	9.192388	--	--	--	--	--	--
%RSD	.0241140	--	--	--	--	--	--
#1	38127	--	--	--	--	--	--
#2	38114	--	--	--	--	--	--

Analysis Report

04/05/12 04:21:06 PM

page 1

Method: 20076010 Sample Name: ICSA metisa_00072 Operator: DCL

Run Time: 04/05/12 16:17:18

Comment: TRACE 61E

Mode: CONC Corr. Factor: 1

Elem	Al3082	Sb2068	As1890	Ba4934	Be3130	B_2496	Cd2265
Units	ppm	ppm	ppm	ppm	ppm	ppm	ppm
Avge	468.02	.00752	.00055	.00186	-.00233	-.00291	-.00826
SDev	.71	.00203	.00437	.00001	.00001	.00040	.00015
%RSD	.15124	27.055	795.64	.45126	.58664	13.603	1.7811
#1	468.52	.00608	-.00254	.00186	-.00234	-.00319	-.00816
#2	467.52	.00896	.00364	.00187	-.00232	-.00263	-.00836
Elem	Ca3179	Cr2677	Co2286	Cu3247	Fe2714	Li6707	Pb2203
Units	ppm	ppm	ppm	ppm	ppm	ppm	ppm
Avge	437.23	.00130	-.00099	.00801	200.75	.00611	.00295
SDev	.56	.00048	.00055	.00030	.14	.00002	.00109
%RSD	.12800	37.178	55.814	3.7659	.07083	.33183	37.011
#1	437.63	.00095	-.00060	.00780	200.85	.00612	.00372
#2	436.84	.00164	-.00138	.00822	200.65	.00609	.00218
Elem	Se1960	Mg2790	Mn2576	Mo2020	Ni2316	K_7664	Si2881
Units	ppm	ppm	ppm	ppm	ppm	ppm	ppm
Avge	-.01869	471.09	-.00658	-.00109	.00002	.67316	-.00730
SDev	.00277	.06	.00002	.00003	.00012	.00583	.00231
%RSD	14.808	.01199	.27738	2.6118	752.82	.86672	31.589
#1	-.02065	471.13	-.00659	-.00111	-.00007	.67728	-.00567
#2	-.01673	471.06	-.00657	-.00107	.00010	.66903	-.00893
Elem	Ag3280	Na3302	Na5889	Sr4215	Tl1908	Sn1899	Ti3349
Units	ppm	ppm	ppm	ppm	ppm	ppm	ppm
Avge	-.00204	.03798	.23352	-.00864	.03471	-.00659	-.00387
SDev	.00028	.14060	.00150	.00001	.00020	.00073	.00011

file:///c:/tjadata/temp/a040512.TXT

%RSD	13.697	370.23	.64266	.14608	.58715	11.050	2.8721
#1	-.00184	.13739	.23458	-.00865	.03456	-.00711	-.00379
#2	-.00224	-.06144	.23246	-.00863	.03485	-.00608	-.00395
Elem	V_2924	Zn2138	2203/1	2203/2	1960/1	1960/2	
Units	ppm	ppm	ppm	ppm	ppm	ppm	
Avge	.00602	-.00810	-.00370	.00627	.00608	-.03108	
SDev	.00022	.00009	.00100	.00114	.00667	.00082	
%RSD	3.5828	1.1162	27.051	18.143	109.59	2.6333	
#1	.00586	-.00816	-.00299	.00708	.00137	-.03166	
#2	.00617	-.00803	-.00440	.00547	.01080	-.03050	

IntStd	1	2	3	4	5	6	7
Mode	*Counts	NOTUSED	NOTUSED	NOTUSED	NOTUSED	NOTUSED	NOTUSED
Elem	Y	--	--	--	--	--	--
Wavlen	371.030	--	--	--	--	--	--
Avge	31758	--	--	--	--	--	--
SDev	73.53911	--	--	--	--	--	--
%RSD	.2315609	--	--	--	--	--	--

Analysis Report

04/05/12 04:21:06 PM

page 2

#1	31706	--	--	--	--	--	--
#2	31810	--	--	--	--	--	--

Method: 20076010 Sample Name: ICSAB metisb_00074 Operator: DCL
Run Time: 04/05/12 16:21:09
Comment: TRACE 61E
Mode: CONC Corr. Factor: 1

Elem	Al3082	Sb2068	As1890	Ba4934	Be3130	B_2496	Cd2265
Units	ppm	ppm	ppm	ppm	ppm	ppm	ppm
Avge	479.84	1.1838	1.0792	1.1843	.42203	1.1633	.53753
SDev	.00	.0030	.0033	.0013	.00045	.0018	.00036
%RSD	.00086	.25605	.30937	.11176	.10591	.15355	.06712

#1	479.83	1.1816	1.0768	1.1852	.42234	1.1645	.53778
#2	479.84	1.1859	1.0815	1.1833	.42171	1.1620	.53727

Elem	Ca3179	Cr2677	Co2286	Cu3247	Fe2714	Li6707	Pb2203
Units	ppm	ppm	ppm	ppm	ppm	ppm	ppm
Avge	446.90	.89591	.85653	.96046	212.81	1.4127	1.0009
SDev	.38	.00037	.00088	.00076	.11	.0013	.0016
%RSD	.08430	.04101	.10225	.07894	.05000	.09119	.16370

#1	447.17	.89617	.85715	.96099	212.89	1.4117	.99975
#2	446.64	.89565	.85591	.95992	212.74	1.4136	1.0021

Elem	Se1960	Mg2790	Mn2576	Mo2020	Ni2316	K_7664	Si2881
Units	ppm	ppm	ppm	ppm	ppm	ppm	ppm
Avge	.96773	484.77	.95231	1.0066	1.0047	17.531	.98573
SDev	.01118	.01	.00059	.0007	.0063	.048	.00052
%RSD	1.1553	.00186	.06195	.06485	.62616	.27200	.05261

#1	.95983	484.78	.95273	1.0070	1.0091	17.497	.98609
#2	.97564	484.76	.95190	1.0061	1.0002	17.564	.98536

Elem	Ag3280	Na3302	Na5889	Sr4215	Tl1908	Sn1899	Ti3349
------	--------	--------	--------	--------	--------	--------	--------

Units	ppm	ppm	ppm	ppm	ppm	ppm	ppm
Avge	.53992	12.656	15.571	.57024	1.2285	.96063	1.0204
SDev	.00061	.184	.031	.00059	.0064	.00053	.0010
%RSD	.11289	1.4507	.19634	.10415	.52037	.05530	.09528
#1	.54035	12.786	15.550	.57066	1.2240	.96025	1.0211
#2	.53949	12.526	15.593	.56982	1.2330	.96100	1.0197
Elem	V_2924	Zn2138	2203/1	2203/2	1960/1	1960/2	
Units	ppm	ppm	ppm	ppm	ppm	ppm	
Avge	.93558	1.0894	.83971	1.0815	.85735	1.0229	
SDev	.00092	.0009	.00329	.0041	.00617	.0199	
%RSD	.09848	.08587	.39198	.37942	.71916	1.9409	
#1	.93623	1.0888	.84204	1.0786	.86171	1.0089	
#2	.93493	1.0901	.83738	1.0844	.85299	1.0370	

IntStd	1	2	3	4	5	6	7
Mode	*Counts	NOTUSED	NOTUSED	NOTUSED	NOTUSED	NOTUSED	NOTUSED

Analysis Report 04/05/12 04:24:57 PM page 3

Elem	Y	--	--	--	--	--	--
Wavlen	371.030	--	--	--	--	--	--
Avge	31641	--	--	--	--	--	--
SDev	2.828427	--	--	--	--	--	--
%RSD	.0089391	--	--	--	--	--	--
#1	31643	--	--	--	--	--	--
#2	31639	--	--	--	--	--	--

METALS BATCH WORKSHEET

Lab Name: TestAmerica Houston Job No.: 600-52867-1

SDG No.: _____

Batch Number: 76449 Batch Start Date: 04/04/12 14:49 Batch Analyst: Racelis, Froilan Noel EBatch Method: 3050B Batch End Date: _____

Lab Sample ID	Client Sample ID	Method Chain	Basis	CalcMsg	InitialAmount	FinalAmount	METH202 00020	METHCL 00037	METHNO3 00027
MB 600-76449/1		3050B, 6010B		CALC NOT SET TO RUN	1.00 g	50 mL	4 mL	2.5 mL	5 mL
LCS 600-76449/2		3050B, 6010B		CALC NOT SET TO RUN	0.50 g	50 mL	4 mL	2.5 mL	5 mL
600-52867-A-1	2012-BG-1	3050B, 6010B	T	CALC NOT SET TO RUN	1.06 g	50 mL	4 mL	2.5 mL	5 mL
600-52867-A-2	2012-BG-2	3050B, 6010B	T	CALC NOT SET TO RUN	1.05 g	50 mL	4 mL	2.5 mL	5 mL
600-52867-A-3	2012-BG-3	3050B, 6010B	T	CALC NOT SET TO RUN	1.06 g	50 mL	4 mL	2.5 mL	5 mL
600-52867-A-4	2012-BG-7	3050B, 6010B	T	CALC NOT SET TO RUN	1.05 g	50 mL	4 mL	2.5 mL	5 mL
600-52867-A-5	2012-BG-9	3050B, 6010B	T	CALC NOT SET TO RUN	1.00 g	50 mL	4 mL	2.5 mL	5 mL
600-52867-A-6	2012-BG-5	3050B, 6010B	T	CALC NOT SET TO RUN	1.02 g	50 mL	4 mL	2.5 mL	5 mL
600-52867-A-7	2012-BG-4	3050B, 6010B	T	CALC NOT SET TO RUN	1.05 g	50 mL	4 mL	2.5 mL	5 mL
600-52867-A-8	2012-BG-6	3050B, 6010B	T	CALC NOT SET TO RUN	1.04 g	50 mL	4 mL	2.5 mL	5 mL
600-52867-A-9	2012-BG-10	3050B, 6010B	T	CALC NOT SET TO RUN	1.04 g	50 mL	4 mL	2.5 mL	5 mL
600-52867-A-10	2012-BG-8	3050B, 6010B	T	CALC NOT SET TO RUN	1.02 g	50 mL	4 mL	2.5 mL	5 mL
600-52867-A-10 DU	2012-BG-8	3050B, 6010B	T	CALC NOT SET TO RUN	1.04 g	50 mL	4 mL	2.5 mL	5 mL
600-52867-A-10 MS	2012-BG-8	3050B, 6010B	T	CALC NOT SET TO RUN	1.02 g	50 mL	4 mL	2.5 mL	5 mL
600-52867-A-10 MSD	2012-BG-8	3050B, 6010B	T	CALC NOT SET TO RUN	1.06 g	50 mL	4 mL	2.5 mL	5 mL

Lab Sample ID	Client Sample ID	Method Chain	Basis	METSLS 00016	METSPIKEA 00011	METSPIKEB 00012			
MB 600-76449/1		3050B, 6010B							
LCS 600-76449/2		3050B, 6010B		0.5 g					
600-52867-A-1	2012-BG-1	3050B, 6010B	T						
600-52867-A-2	2012-BG-2	3050B, 6010B	T						
600-52867-A-3	2012-BG-3	3050B, 6010B	T						
600-52867-A-4	2012-BG-7	3050B, 6010B	T						
600-52867-A-5	2012-BG-9	3050B, 6010B	T						
600-52867-A-6	2012-BG-5	3050B, 6010B	T						

METALS BATCH WORKSHEET

Lab Name: TestAmerica Houston Job No.: 600-52867-1

SDG No.: _____

Batch Number: 76449 Batch Start Date: 04/04/12 14:49 Batch Analyst: Racelis, Froilan Noel EBatch Method: 3050B Batch End Date: _____

Lab Sample ID	Client Sample ID	Method Chain	Basis	METSLCSS 00016	METSPIKEA 00011	METSPIKEB 00012			
600-52867-A-7	2012-BG-4	3050B, 6010B	T						
600-52867-A-8	2012-BG-6	3050B, 6010B	T						
600-52867-A-9	2012-BG-10	3050B, 6010B	T						
600-52867-A-10	2012-BG-8	3050B, 6010B	T						
600-52867-A-10 DU	2012-BG-8	3050B, 6010B	T						
600-52867-A-10 MS	2012-BG-8	3050B, 6010B	T		250 uL	250 uL			
600-52867-A-10 MSD	2012-BG-8	3050B, 6010B	T		250 uL	250 uL			

Batch Notes

Balance ID	B-6
Hood ID or number	M5
Hot Block ID number	HB 02
Temperature	95 Degrees C
ID number of the thermometer	517

Basis	Basis Description
T	Total/NA

- 1
- 2
- 3
- 4
- 5
- 6
- 7
- 8
- 9
- 10
- 11
- 12
- 13
- 14
- 15
- 16
- 17

GENERAL CHEMISTRY

COVER PAGE
GENERAL CHEMISTRYLab Name: TestAmerica Houston Job Number: 600-52867-1

SDG No.: _____

Project: Exide Recycling Center, Frisco TX Projec

Client Sample ID	Lab Sample ID
<u>2012-BG-1</u>	<u>600-52867-1</u>
<u>2012-BG-2</u>	<u>600-52867-2</u>
<u>2012-BG-3</u>	<u>600-52867-3</u>
<u>2012-BG-7</u>	<u>600-52867-4</u>
<u>2012-BG-9</u>	<u>600-52867-5</u>
<u>2012-BG-5</u>	<u>600-52867-6</u>
<u>2012-BG-4</u>	<u>600-52867-7</u>
<u>2012-BG-6</u>	<u>600-52867-8</u>
<u>2012-BG-10</u>	<u>600-52867-9</u>
<u>2012-BG-8</u>	<u>600-52867-10</u>

Comments:

9-IN
DETECTION LIMITS
GENERAL CHEMISTRY

Lab Name: TestAmerica Houston Job Number: 600-52867-1
 SDG Number: _____
 Matrix: Solid Instrument ID: NOEQUIP
 Method: Moisture RL Date: 09/05/2005 11:35

Analyte	Wavelength/ Mass	RL (%)	
Percent Moisture		1	
Percent Solids		1	

13-IN
ANALYSIS RUN LOG
GENERAL CHEMISTRY

Lab Name: TestAmerica Houston Job No.: 600-52867-1
 SDG No.: _____
 Instrument ID: NOEQUIP Method: Moisture
 Start Date: 04/02/2012 13:22 End Date: 04/02/2012 13:22

Lab Sample ID	D / F	T y p e	Time	Analytes																	
				% S o l	M o i s t																
ZZZZZZ			13:22																		
ZZZZZZ			13:22																		
ZZZZZZ			13:22																		
ZZZZZZ			13:22																		
ZZZZZZ			13:22																		
ZZZZZZ			13:22																		
ZZZZZZ			13:22																		
ZZZZZZ			13:22																		
600-52867-1	1	T	13:22	X	X																
600-52867-2	1	T	13:22	X	X																
600-52867-3	1	T	13:22	X	X																
600-52867-4	1	T	13:22	X	X																
600-52867-5	1	T	13:22	X	X																
600-52867-5 DU	1	T	13:22	X	X																
600-52867-6	1	T	13:22	X	X																
600-52867-7	1	T	13:22	X	X																
600-52867-8	1	T	13:22	X	X																
600-52867-9	1	T	13:22	X	X																
600-52867-10	1	T	13:22	X	X																
ZZZZZZ			13:22																		
ZZZZZZ			13:22																		
ZZZZZZ			13:22																		
ZZZZZZ			13:22																		
ZZZZZZ			13:22																		
ZZZZZZ			13:22																		
ZZZZZZ			13:22																		
ZZZZZZ			13:22																		
ZZZZZZ			13:22																		
ZZZZZZ			13:22																		
ZZZZZZ			13:22																		
ZZZZZZ			13:22																		
ZZZZZZ			13:22																		
ZZZZZZ			13:22																		
ZZZZZZ			13:22																		
ZZZZZZ			13:22																		
ZZZZZZ			13:22																		
ZZZZZZ			13:22																		
ZZZZZZ			13:22																		

Prep Types
T = Total/NA



GENERAL CHEMISTRY BATCH WORKSHEET

Lab Name: TestAmerica Houston Job No.: 600-52867-1

SDG No.: _____

Batch Number: 76213 Batch Start Date: 04/02/12 13:22 Batch Analyst: Daniel, Kevin RBatch Method: Moisture Batch End Date: _____

Lab Sample ID	Client Sample ID	Method Chain	Basis	DISH#	DishWeight	SampleMassWet	SampleMassDry		
600-52867-A-1	2012-BG-1	Moisture	T	10	3.01 g	13.72 g	11.28 g		
600-52867-A-2	2012-BG-2	Moisture	T	11	3.01 g	13.94 g	12.30 g		
600-52867-A-3	2012-BG-3	Moisture	T	12	3.01 g	13.60 g	11.51 g		
600-52867-A-4	2012-BG-7	Moisture	T	13	3.01 g	13.57 g	11.33 g		
600-52867-A-5	2012-BG-9	Moisture	T	14	3.01 g	15.05 g	12.72 g		
600-52867-A-5 DU	2012-BG-9	Moisture	T	15	3.01 g	14.88 g	12.44 g		
600-52867-A-6	2012-BG-5	Moisture	T	16	3.01 g	13.38 g	11.43 g		
600-52867-A-7	2012-BG-4	Moisture	T	17	3.01 g	14.91 g	12.24 g		
600-52867-A-8	2012-BG-6	Moisture	T	18	3.01 g	14.88 g	12.34 g		
600-52867-A-9	2012-BG-10	Moisture	T	19	3.01 g	13.80 g	11.56 g		
600-52867-A-10	2012-BG-8	Moisture	T	20	3.01 g	14.71 g	12.33 g		

Batch Notes

Balance ID	b-2 No Unit
Date samples were placed in the oven	04/02/2012

Basis	Basis Description
T	Total/NA

Chain of Custody Record

Temperature on Receipt _____
 Drinking Water? Yes No



THE LEADER IN ENVIRONMENTAL TESTING

TAL-4124 (1/007)

Client: **PBW, LLC**
 Address: **2201 Double Creek Dr, Ste 4004**
 Telephone Number (Area Code)/Fax Number: **572-671-3434 / 3446**
 Project Manager: **Sachin Kuchelwar**
 Date: **3/29/12**
 Chain of Custody Number: **090335**

City: **Round Rock** State: **TX** Zip Code: **78664**
 Project Name and Location (State): **Exide Fuses (TX)**
 Site Contact: **Chris Moore**
 Lab Contact: **Chris Moore**
 Carrier/Vendor Number: **Fed Ex**
 Contract/Purchase Order/Quote No.:

Sample I.D. No. and Description (Containers for each sample may be combined on one line)	Date	Time	Matrix					Containers & Preservatives					Analysis (Attach list if more space is needed)	Page _____ of _____		
			Air	Aqueous	Sed.	Soil	Unpres.	H2SO4	HNO3	HCl	NaOH	ZnAc/NaOH				
2012-BG-1	3/29/12	0818					X									
2012-BG-2		0840					X									
2012-BG-3		0900														
2012-BG-7		0946														
2012-BG-9		1020														
2012-BG-5		1125														
2012-BG-4		1516														
2012-BG-6		1532														
2012-BG-10		1620														
2012-BG-10		1625														

Possible Hazard Identification
 Non-hazard Flammable Skin Irritant Poison B Unknown

Turn Around Time Required
 24 Hours 48 Hours 7 Days 14 Days 21 Days Other: **STD**

1. Relinquished By: **W** Date: **3/29/12** Time: **1712**
 2. Relinquished By: **W** Date: **3/29/12** Time: **1712**
 3. Relinquished By: _____ Date: _____ Time: _____

QC Requirements (Specify): _____
 Indefinite (A fee may be assessed if samples are retained longer than 1 month)

1. Received By: **Chris Moore** Date: **3/30/12** Time: **931**
 2. Received By: _____ Date: _____ Time: _____
 3. Received By: _____ Date: _____ Time: _____

Comments: _____

DISTRIBUTION: WHITE - Returned to Client with Report. CANARY - Stays with the Sample. PINK - Field Copy

Login Sample Receipt Checklist

Client: Pastor, Behling & Wheeler LLC

Job Number: 600-52867-1

Login Number: 52867

List Source: TestAmerica Houston

List Number: 1

Creator: Capps, Dana

Question	Answer	Comment
Radioactivity either was not measured or, if measured, is at or below background	True	
The cooler's custody seal, if present, is intact.	True	
The cooler or samples do not appear to have been compromised or tampered with.	True	
Samples were received on ice.	True	
Cooler Temperature is acceptable.	False	
Cooler Temperature is recorded.	True	9.0
COC is present.	True	
COC is filled out in ink and legible.	True	
COC is filled out with all pertinent information.	True	
Is the Field Sampler's name present on COC?	True	
There are no discrepancies between the sample IDs on the containers and the COC.	True	
Samples are received within Holding Time.	True	
Sample containers have legible labels.	True	
Containers are not broken or leaking.	True	
Sample collection date/times are provided.	True	
Appropriate sample containers are used.	True	
Sample bottles are completely filled.	True	
Sample Preservation Verified.	True	
There is sufficient vol. for all requested analyses, incl. any requested MS/MSDs	True	
VOA sample vials do not have headspace or bubble is <6mm (1/4") in diameter.	True	
Multiphasic samples are not present.	True	
Samples do not require splitting or compositing.	True	
Residual Chlorine Checked.	True	

DATA VALIDATION AND USABILITY SUMMARY

**FRISCO RECYCLING CENTER
EXIDE TECHNOLOGIES
FRISCO, TEXAS**

**MARCH 2012 SOIL SAMPLING EVENT
BACKGROUND AND ADDITIONAL SITE SAMPLES**

Prepared by:

Quality Assurance Associates (*QAA, L.L.C.*)

1007 Francis Drive
College Station, TX 77840
www.qaallc.com
979-694-7199

June 13, 2012

DATA VALIDATION AND USABILITY SUMMARY

TABLE OF CONTENTS

1.0	PROJECT OVERVIEW AND SUMMARY	1
2.0	PROCEDURES	2
3.0	DATA VALIDATION RESULTS	3
3.1	PRECISION	3
3.1.1	Laboratory Control Sample Duplicate (LCSD) Precision	3
3.1.2	Matrix Duplicate (MD) and Matrix Spike Duplicate (MSD) Precision	3
3.1.3	Field Duplicate (FD) Precision	3
3.2	ACCURACY	3
3.2.1	Laboratory Control Sample (LCS/LCSD) Accuracy	4
3.2.2	Matrix Spike (MS/MSD) and Post Digestion Spike (PDS) Accuracy	4
3.2.3	Serial Dilution (SD) %Difference	4
3.3	REPRESENTATIVENESS	4
3.3.1	Chain-of-Custody	4
3.3.2	Sample Preservation and Holding Time	5
3.3.3	Blank Contamination	5
3.3.4	Sample Results Evaluation	5
3.4	SENSITIVITY	5
3.4.1	Instrument Performance and Calibration	5
3.4.2	Comparison of Reporting Limits to Decision Criteria	6
3.5	COMPLETENESS	6
3.6	COMPARABILITY	6
4.0	DATA VERIFICATION RESULTS	7
5.0	RECONCILIATION WITH USER REQUIREMENTS	9
5.1	USABILITY OF UNQUALIFIED DATA FOR NONDETECTED RESULTS	9
5.2	USABILITY OF QUALIFIED DATA	9

LIST OF TABLES

Table 1 – Sample Summary

Table 2 – Data Validation Qualifiers (DVQs)

Table 3 – QC Deficiencies and Data Qualification Actions

Table 4 – Qualified Sample Results

ATTACHMENTS

Attachment A – Validator's Checklists

Attachment B – Supplemental Laboratory Submissions

DATA VALIDATION AND USABILITY SUMMARY

1.0 PROJECT OVERVIEW AND SUMMARY

Quality Assurance Associates (QAA) completed a third party QA/QC data validation of chemical analysis data from the Exide Technologies Frisco Recycling Center in Frisco, Texas. The independent data validation, which included a data verification process and usability determination, was completed in accord with the Quality Assurance Project Plan (revised November 2011), hereinafter called the QAPP, using Level IV data packages and electronic data deliverables (EDD) supplied by the laboratory (TestAmerica-Houston). The data include 17 metals samples, with 7 soil samples from the site and 10 background soil samples, as listed in Table 1. The samples were collected by Pastor, Behling, and Wheeler, LLC (PBW) in March 2012 and the results will be used to define the nature, location, extent, and movement of hazardous wastes and/or hazardous constituents, which are present at or have been released from the site, specifically by comparison of the results to delineation standards and to establish background levels of metals. QAA performed the validation per the procedures specified in section 6.0 of the QAPP using the guidelines presented in the U.S. EPA Contract Laboratory Program *National Functional Guidelines for Inorganic Superfund Data Review* (January 2010), hereinafter called the NFG, and the QC requirements in the analytical methodology used by the laboratory.

The results of the review are summarized in Table 4, which lists all of the qualified sample results. All qualified data is considered useable with limitations as discussed in Section 5.0. Additionally, all unqualified results for non-detects are at or below the delineation standards and thus suitable for demonstrating conformance with standards.

DATA VALIDATION AND USABILITY SUMMARY

2.0 PROCEDURES

QAA completed the validation by examining the hardcopy packages and EDD produced by the laboratory, which include analysis results, QC reports, and raw data. QAA examined the data for all of the samples for:

- Data Package Completeness,
- Chain-of-Custody Procedures,
- Sample Preservation and Holding Time,
- Instrument Calibration and Performance,
- Calibration Verification,
- Blanks (Laboratory and Field),
- Matrix Spike/Matrix Spike Duplicates (MS/MSD),
- Matrix Duplicates (MD),
- Serial Dilutions (SD),
- Laboratory Control Sample/Laboratory Control Sample Duplicates (LCS/LCSD), and
- Field Duplicates

The remaining QC Level IV checks (surrogates, internal standards, and target compound identification) do not apply for the SW846-6010 methodology employed by the laboratory for this event.

Additionally, using the EDD, the validator verified that the reporting limits and detection limits for all of the samples were properly adjusted for sample-specific factors such as dilution, dry-weight correction, and use of a smaller or larger sample aliquot. For three of the 17 samples with one from each laboratory work order, the validator reviewed the raw data and determined that the sample results were correctly calculated and reported.

The validator performed the validation using data validation checklists (Attachment A) and the following QC criteria:

- Laboratory Accuracy – the method-specified recovery control limits of 75-125% for metals with a data rejection limit of 30%
- Laboratory Precision – the method-specified RPD control limit of 20% or an absolute difference control limit of 1x the reporting limit (if either result is less than or equal to 5x the reporting limit) per the NFG

After completing the examination, the validator applied qualifying flags to any data with a QC deficiency. The qualifiers were applied in accord with the NFG and include the expected direction of bias if apparent from the QC outcome. The validator considered each QC deficiency separately and then, for multiple deficiencies, applied the most severe flag. The data validation qualifiers (DVQs) are defined in Table 2. Note that the DVQ replaces all qualifiers applied by the laboratory.

Upon completion of the validation, QAA performed data verification to assess the entire data set for overall trends in data quality and usability. Data quality was examined in terms of precision, accuracy, representativeness, sensitivity, completeness, and comparability. Data usability was then determined considering the intended use, laboratory reporting limits, and QC deficiencies found during validation using the U.S. EPA's Guidance for Data Useability in Risk Assessment, Part A (April 1992).

DATA VALIDATION AND USABILITY SUMMARY

3.0 DATA VALIDATION RESULTS

The soil samples were analyzed for total metals and synthetic precipitation leaching procedure (SPLP) metals. All of the samples were included in the validation and the outcomes are summarized below.

3.1 PRECISION

QAA evaluated the sampling and analytical precision of the sample results using the relative percent difference (RPD) for the laboratory control sample duplicates (LCSD), the unspiked matrix duplicates (MD) and matrix spike duplicates (MSD), and the field duplicates (FD). LCSD are prepared using a clean sample matrix (reagent water or sand) and provide an indication of the precision of the preparation and analysis technique on a sample free of matrix effects. MD and MSD are prepared by the laboratory using a field sample. They provide an indication of the precision of the preparation and analysis technique on the specific sample matrix. FD are prepared by the sampler in the field and provide an indication of the precision of the sampling technique plus the preparation and analysis technique on the specific sample matrix.

3.1.1 LABORATORY CONTROL SAMPLE DUPLICATE (LCSD) PRECISION

No LCSD were analyzed or required per the analytical methodology for the tests performed during this event.

3.1.2 MATRIX DUPLICATE (MD) AND MATRIX SPIKE DUPLICATE (MSD) PRECISION

The laboratory analyzed an MD and MSD with every analytical batch (maximum 20 samples) and reported RPDs for all target compounds for MD and MSD prepared using a sample from the site. As indicated in Table 1, at least one MD and MSD was prepared using a sample from the site for each test and each investigative media (site soil, background soil).

Some MD and MSD RPDs are above the QC criteria (maximum 20%) and the validator qualified the associated data per the NFG as detailed in Table 3. Table 4 lists all qualified sample results. Note that, for cases where either result for the duplicate pair is less than 5x the reporting limit, the validator compared the absolute difference between the two results to a control limit of 1x the reporting limit rather than evaluating the RPD per the NFG. Additionally, the validator considered samples of the same media to be of similar matrix (e.g., if deficiencies were noted for a MD or MSD prepared using a background soil sample, all background soil samples in the same analytical batch were qualified).

3.1.3 FIELD DUPLICATE (FD) PRECISION

No FD were collected or required per the QAPP for the media sampled during this event.

3.2 ACCURACY

QAA evaluated the analytical accuracy of the sample results using the results for the laboratory control samples (LCS/LCSD), matrix spikes (MS/MSD) and post-digestion spikes (PDS), and serial dilutions (SD). LCS/LCSD are prepared using a clean sample matrix (reagent water or sand) and provide an indication of the accuracy of the preparation and analysis technique on a sample free of matrix effects. MS/MSD are prepared using a field sample and provide an indication of the accuracy of the preparation and analysis technique on the specific sample matrix. PDS are prepared like MS/MSD except the spike is added after preparation just before analysis rather than before preparation. SD are prepared using a field sample and indicate whether or not matrix interferences are affecting the accuracy of the preparation and analysis technique on the specific sample matrix.

DATA VALIDATION AND USABILITY SUMMARY

3.2.1 LABORATORY CONTROL SAMPLE (LCS/LCSD) ACCURACY

The laboratory analyzed a LCS with every analytical batch (maximum 20 samples) as required and reported recoveries for all target compounds. No LCSD were analyzed or required for the analytical methodology used for this event. All LCS recoveries are within the QC criteria (75-125% for metals).

3.2.2 MATRIX SPIKE (MS/MSD) AND POST-DIGESTION SPIKE (PDS) ACCURACY

The laboratory analyzed an MS and MSD for every analytical batch (maximum 20 samples) and reported recoveries for all target compounds for MS/MSD prepared using a sample from the site. Additionally, the laboratory analyzed a PDS for every metals analytical batch and reported recoveries for any target metals with a MS/MSD recovery outside the control limits. As indicated in Table 1, at least one MS/MSD was prepared using a sample from the site for each test and each investigative media (site soil, background soil).

Some MS, MSD and/or PDS recoveries are outside the QC criteria (75-125% for metals) and the validator qualified the associated data per the NFG as detailed in Table 3. Table 4 lists all qualified sample results. Note that if an analyte was detected in the unspiked parent sample at a concentration well above (greater than four times) the concentration of spike added to the sample, thereby rendering the recoveries inconclusive, the check was waived and the validator did not qualify the data. Additionally, the validator considered samples of the same media to be of similar matrix (e.g., if deficiencies were noted for a MS/MSD prepared using a background soil sample, all background soil samples in the same analytical batch were qualified).

3.2.3 SERIAL DILUTION (SD) %DIFFERENCE

For each metals MS/MSD, the laboratory analyzed an SD and reported the %difference for all target metals detected above 50x the method detection limit (MDL) for SD prepared using a sample from the site.

Some SD %differences are above the QC criteria (10%) and the validator qualified the associated data per the NFG as detailed in Table 3. Table 4 lists all qualified sample results. Note that the validator considered samples of the same media (site soil, background soil) to be of similar matrix (e.g., if deficiencies were noted for a SD prepared using a background soil sample, all background soil samples in the same analytical batch were qualified).

3.3 REPRESENTATIVENESS

QAA evaluated representativeness of the sample results by examining the custody procedures, calculating holding times, examining blanks for evidence of contamination, and examining sample results for outliers or suspect values.

3.3.1 CHAIN-OF-CUSTODY

All samples were delivered to the laboratory by an overnight, commercial carrier within two days of collection with properly executed chain-of-custody records, which confirms that sample integrity was maintained. The validator noted a few minor inconsistencies between the information on the custody records and that assigned by the laboratory. However, all issues were resolved and/or do not affect the integrity of the investigative samples. Details are listed in the validator's checklists included as Attachment A.

DATA VALIDATION AND USABILITY SUMMARY

3.3.2 SAMPLE PRESERVATION AND HOLDING TIME

All samples were properly preserved and analyzed within the holding times listed in Table 5-1 of the QAPP, which confirms that sample results are not affected by sample degradation, except as follows:

- The samples in work order 600-52864 and 600-52867 were received at 9.0 C.

The samples were analyzed for total arsenic, cadmium, and lead, which require preservation at 4±2 C per Table 3 in the QAPP. However, no preservation is required for metals in solid samples per the analytical method and thus analyte degradation is not suspected and the sample results were not qualified.

3.3.3 BLANK CONTAMINATION

The laboratory analyzed a preparation blank for every analytical batch (maximum 20 samples) and a calibration blank for every 10 metals analyses. Additionally, the QAPP requires one equipment rinsate blank per day of soil sample collection, which requires re-usable equipment. However, no equipment rinsate blanks were collected with the 17 soil samples for this event.

One detect is reported in the laboratory QC blanks and the validator qualified the associated data per the NFG as detailed in Table 3. Table 4 lists all qualified sample results. Note that the validator calculated a blank equivalent concentration taking into account the sample weight, moisture content, and dilution factor for each sample when determining if the contamination in the blank is near that in the sample, and thus if data quality is affected for that sample.

3.3.4 SAMPLE RESULTS EVALUATION

As previously noted, no field duplicate results are available for comparison. For samples with total metals and SPLP metals, the validator examined the results to determine the maximum possible leachate concentration and found no apparent outliers.

3.4 SENSITIVITY

QAA evaluated sensitivity by examining the instrument performance and the sample reporting limits as compared to decision criteria.

3.4.1 INSTRUMENT PERFORMANCE AND CALIBRATION

The laboratory calibrated each instrument and analyzed a calibration verification standard at the beginning of every analytical shift and for every 10 metals analyses. Recoveries for all calibration verification standards are within the QC criteria (70-130%), which indicates the instruments were properly calibrated and stable throughout the analytical shift.

The laboratory also analyzed quarterly low-level detectability check standards (DCS). The DCS confirm the reasonableness of the laboratory method detection limits (MDLs) (i.e., they indicate that the analyte is recoverable at a spike level within about 3x the MDL) for all investigative samples.

DATA VALIDATION AND USABILITY SUMMARY

3.4.2 COMPARISON OF REPORTING LIMITS TO DECISION CRITERIA

The laboratory reported non-detects at the sample detection limit (SDL), which is the method detection limit (MDL) adjusted for sample-specific actions such as dilution, dry-weight correction, or use of a smaller sample aliquot. Detects above the SDL but below the SQL, which is the method quantitation limit (MQL) adjusted for sample-specific actions, are reported as laboratory J values. All of the SDLs for non-detects are at or below the delineations standards for this event.

3.5 COMPLETENESS

QAA evaluated completeness by examining the laboratory data packages and by determining the amount of valid data obtained for the samples.

The Level IV data packages contain all necessary information, or the information was provided upon request as follows:

- For work orders 600-52584-1 and 600-52864-1, the original packages do not include the post digestion spike (PDS) results, serial dilution (SD) results, and/or raw data for one or more metals analytical shifts. The laboratory added the necessary data and submitted revised reports.
- For the same two work orders, the packages do not include the bench logs for the synthetic precipitation leaching procedure. The laboratory provided these pages separately and they are included in Attachment B.

QAA evaluated field completeness by comparing the total number of tests performed with the total number of tests planned for investigative samples. All planned investigative samples were collected and analyzed for the requested tests, giving a field completeness of 100%. The typical goal is 90%. (The QAPP does not include completeness goals.)

QAA evaluated laboratory completeness by comparing the total number of valid analytical results with the total number of results reported for investigative samples. The validator did not reject any results, giving a laboratory completeness of 100%. The typical goal is 90%. (The QAPP does not include completeness goals.)

3.6 COMPARABILITY

Samples were analyzed using standard EPA protocols as shown in Table 1. The methodologies employed by the laboratory are specified for use in the QAPP and provide definitive, quantitative data. The hardcopy sample results are reported with the sample detection limit (SDL) and the method quantitation limit (MQL). The EDD includes the SDL (under the Low Limit column) and the sample quantitation limit (SQL, under the High Limit column). A detection limit corresponds to the lowest concentration at which a target analyte can be positively identified but not necessarily accurately measured and is statistically determined by the laboratory. A quantitation limit reflects the lowest concentration at which a target analyte can be both positively identified and accurately measured. The SDLs and SQLs reported by the laboratory are adjusted for sample-specific actions such as dilution or use of a smaller aliquot size and include dry-weight correction for all solid samples. Results for the total metals soil samples are reported in mg/kg and results for the SPLP samples are reported in mg/L. Non-detects are reported as less than the SDL and detects between the SDL and SQL are reported with a laboratory J flag. Since these detects are below the calibration range, the validator qualified each as estimated with an unknown bias (J).

The analytical results were reviewed and are classified as Level IV data. The analytical results are considered comparable to other results similarly generated.

DATA VALIDATION AND USABILITY SUMMARY

4.0 DATA VERIFICATION RESULTS

Upon completion of the validation, data verification was completed to summarize overall trends in data quality as follows:

1. Precision is the degree of mutual agreement among individual measurements of the same property, usually under prescribed similar conditions, without assumption of any prior information as to the true result. Precision is measured through the analysis of replicate or duplicate samples and calculation of the relative percent difference (RPD) between the results. The validator assessed precision using the laboratory duplicates. The laboratory prepared at least one MD and MSD using a sample from the site for each test and each investigative media. The RPDs for these laboratory duplicates are within the limits, which indicates good precision for the analytical method on the specific sample matrix, or the validator qualified the results for similar samples in the same analytical batch as the duplicate. Of the 50 results, 30 results (all of which are for total metals in soil) are qualified as estimated (J) based on laboratory duplicate precision.
2. Accuracy is the degree of agreement of a measurement with an accepted reference or true value. Accuracy is measured through the analysis of reference samples or the introduction of reference materials (spikes) to field samples and calculation of the percent recovery of the known value. The validator assessed accuracy using the laboratory spikes and matrix spikes. The laboratory prepared a laboratory control sample (LCS) using reagent water or sand with each analytical batch and reported the recoveries for all target compounds. All LCS recoveries are within the limits, which indicates good accuracy for the analytical method on a sample free of matrix effects. Additionally, the laboratory prepared at least one matrix spike using a sample from the site for each test and each investigative media and also prepared several post digestion spikes (PDS) and serial dilutions (SD) for the metals analyses. The MS/MSD and PDS recoveries are within the laboratory limits, which indicates good accuracy for the analytical method on the specific sample matrix, or the validator qualified the results for similar samples in the same analytical batch as the MS/MSD. Likewise, the SD %differences are within the laboratory limits, which indicates there is no matrix interference affecting the accuracy of the results, or the validator qualified the results for similar samples in the same analytical batch as the SD. None of the results are qualified as rejected due to extremely poor accuracy. Of the 50 results, 20 results (all of which are for total metals in soil) are qualified as estimated based on matrix spike, post digestion spike, and/or serial dilution results.
3. Representativeness expresses the degree to which sample data accurately and precisely represent environmental conditions and parameter variations at a sampling location. Representativeness is a qualitative parameter most concerned with the proper design of the sampling program and is also ensured by using the proper analytical procedures. The validator assessed representativeness by examining custody procedures, sample preservation and holding times, the laboratory blanks, and comparable sample results. Sample preservation and holding times met the method requirements, which indicates the results are not affected by sample degradation. The laboratory prepared a method blank with each analytical batch and analyzed calibration blanks throughout each analytical shift. The laboratory blanks show no contamination, which indicates the samples were not affected by laboratory procedures, or the validator qualified the samples associated with the blank that have a concentration similar to that in the blank. This resulted in the qualification of two detects below the reporting limit (i.e., laboratory J values) for cadmium as not detected substantially above the blank concentration (U). No field duplicates were required or collected for this event. A comparison of total metals versus SPLP metals results do not show any apparent outliers.
4. Sensitivity (S) is the capability of a method or instrument to discriminate between measurement responses representing different levels of the parameter of interest. Sensitivity is expressed in terms of the laboratory detection

DATA VALIDATION AND USABILITY SUMMARY

limits (which are a measure of the concentration an instrument can detect or 'see' in a sample) and the laboratory reporting limits or quantitation limits (which are a measure of the concentration an instrument can accurately measure in a sample). The laboratory method detection limits (MDLs) are confirmed reasonable by detectability check standards (DCS). For all non-detects, the sample detection limits (SDLs) are at or below the decision criteria (i.e., the delineation standards for the site). Additionally, proper analytical procedures were used and calibration results met the method requirements.

5. Completeness (C) is the amount of valid data obtained from a measurement system compared to the amount that was expected and required to meet the project data goals. QAA calculated field completeness at 100% and laboratory completeness at 100%.
6. Comparability (C) is an expression of the confidence with which one data set can be compared to another. The samples were analyzed using standard EPA protocols as specified in the QAPP. The analytical results were reviewed and are classified as Level IV data and are considered comparable to other results similarly generated. Note that results are reported in mg/kg with dry-weight correction for total metals in soils and in mg/L for SPLP metals.

DATA VALIDATION AND USABILITY SUMMARY

5.0 RECONCILIATION WITH USER REQUIREMENTS

Samples results will be used to define the nature, location, extent, and movement of hazardous wastes and/or hazardous constituents, which are present at or have been released from the site, specifically by comparison of the results to delineation standards and to establish background levels for metals.

5.1 USABILITY OF UNQUALIFIED DATA FOR NONDETECTED RESULTS

The laboratory reported non-detects at the sample detection limit (SDL), which is the method detection limit (MDL) adjusted for sample-specific actions such as dilution, dry-weight correction, or use of a smaller sample aliquot. The MDLs are confirmed reasonable by the analysis of detectability check standards (DCS) and the SDLs for all nondetected results are at or below the decision criteria (i.e., the delineation standards for the site).

5.2 USABILITY OF QUALIFIED DATA

Table 4 shows the qualified data for all samples. No results are qualified as rejected (R) and thus all data is suitable for the intended use. Some results are qualified as not substantially above the blank concentration (U) or as estimated (J or UJ) with a low, high, or indeterminate bias.

Analytes that were not detected substantially above the blank concentration (U) should be considered not present at the reporting limit or SQL. Thus, the reported concentration is replaced with the SQL. Table 4 includes the SQL under the 'Adjusted Result' column for U-flagged results.

For data that are estimated, results that are considered biased low (J-) can be used for determining the presence of the analyte and as an indication that the concentration of the analyte exceeds a given criterion. However, the concentration reported may be low. Results that are biased high (J+) can be used for determining the presence of the analyte and as an indication that the concentration of the analyte is less than a given criterion. However, the concentration reported may be high. Similarly, results with an indeterminate bias may be either low or high. Note that none of the SPLP metals data is qualified as estimated and that the site soil samples that are qualified as estimated are above the delineation standard and exceed the standard by a factor of two or more.

DATA VALIDATION AND USABILITY SUMMARY

TABLE 1
EXIDE TECHNOLOGIES FRISCO RECYCLING CENTER
MARCH 2012 SOIL SAMPLING EVENT

SAMPLE SUMMARY

Lab ID	Client ID	Matrix	Media	Type	Collection Date	Receive Date	QC Batch ⁽¹⁾				
							Total Arsenic	Total Cadmium	Total Lead	SPLP Cadmium	SPLP Lead
600-52584-1	2012-BSA-3A(0-2)	Solid	Site Soil	INV	3/23/12	3/24/12	NA	600-75633	NA	600-75853	NA
600-52584-1	2012-BSA-3A(0-2)	Solid	Site Soil	MD	3/23/12	3/24/12	NA	600-75633	NA	600-75853	NA
600-52584-1	2012-BSA-3A(0-2)	Solid	Site Soil	MS	3/23/12	3/24/12	NA	600-75633	NA	600-75853	NA
600-52584-1	2012-BSA-3A(0-2)	Solid	Site Soil	MSD	3/23/12	3/24/12	NA	600-75633	NA	600-75853	NA
600-52584-2	2012-BSA-1A(0-2)	Solid	Site Soil	INV	3/23/12	3/24/12	NA	NA	600-75633	NA	NA
600-52864-1	2012-BSA-4a (0-1')	Solid	Site Soil	INV	3/29/12	3/30/12	NA	600-76199	600-76199	600-76437	600-76437
600-52864-1	2012-BSA-4a (0-1')	Solid	Site Soil	MD	3/29/12	3/30/12	NA	NA	NA	600-76437	600-76437
600-52864-1	2012-BSA-4a (0-1')	Solid	Site Soil	MS	3/29/12	3/30/12	NA	NA	NA	600-76437	600-76437
600-52864-1	2012-BSA-4a (0-1')	Solid	Site Soil	MSD	3/29/12	3/30/12	NA	NA	NA	600-76437	600-76437
600-52864-2	2012-BSA-4b (0-1')	Solid	Site Soil	INV	3/29/12	3/30/12	NA	600-76199	600-76199	NA	NA
600-52864-2	2012-BSA-4b (0-1')	Solid	Site Soil	MD	3/29/12	3/30/12	NA	600-76199	600-76199	NA	NA
600-52864-2	2012-BSA-4b (0-1')	Solid	Site Soil	MS	3/29/12	3/30/12	NA	600-76199	600-76199	NA	NA
600-52864-2	2012-BSA-4b (0-1')	Solid	Site Soil	MSD	3/29/12	3/30/12	NA	600-76199	600-76199	NA	NA
600-52864-3	2012-BSA-4c (0-1')	Solid	Site Soil	INV	3/29/12	3/30/12	NA	600-76199	600-76199	600-76437	600-76437
600-52864-4	2012-BSA-4d (0-1')	Solid	Site Soil	INV	3/29/12	3/30/12	NA	600-76199	600-76199	600-76437	600-76437
600-52864-5	2012-BSA-4e (0-1')	Solid	Site Soil	INV	3/29/12	3/30/12	NA	600-76199	600-76199	NA	600-76906
600-52864-5	2012-BSA-4e (0-1')	Solid	Site Soil	MD	3/29/12	3/30/12	NA	NA	NA	NA	600-76906
600-52864-5	2012-BSA-4e (0-1')	Solid	Site Soil	MS	3/29/12	3/30/12	NA	NA	NA	NA	600-76906
600-52864-5	2012-BSA-4e (0-1')	Solid	Site Soil	MSD	3/29/12	3/30/12	NA	NA	NA	NA	600-76906
600-52867-1	2012-BG-1	Solid	Background Soil	INV	3/29/12	3/30/12	600-76449	600-76449	600-76449	NA	NA
600-52867-2	2012-BG-2	Solid	Background Soil	INV	3/29/12	3/30/12	600-76449	600-76449	600-76449	NA	NA

DATA VALIDATION AND USABILITY SUMMARY

Lab ID	Client ID	Matrix	Media	Type	Collection Date	Receive Date	QC Batch ⁽¹⁾				
							Total Arsenic	Total Cadmium	Total Lead	SPLP Cadmium	SPLP Lead
600-52867-3	2012-BG-3	Solid	Background Soil	INV	3/29/12	3/30/12	600-76449	600-76449	600-76449	NA	NA
600-52867-4	2012-BG-7	Solid	Background Soil	INV	3/29/12	3/30/12	600-76449	600-76449	600-76449	NA	NA
600-52867-5	2012-BG-9	Solid	Background Soil	INV	3/29/12	3/30/12	600-76449	600-76449	600-76449	NA	NA
600-52867-6	2012-BG-5	Solid	Background Soil	INV	3/29/12	3/30/12	600-76449	600-76449	600-76449	NA	NA
600-52867-7	2012-BG-4	Solid	Background Soil	INV	3/29/12	3/30/12	600-76449	600-76449	600-76449	NA	NA
600-52867-8	2012-BG-6	Solid	Background Soil	INV	3/29/12	3/30/12	600-76449	600-76449	600-76449	NA	NA
600-52867-9	2012-BG-10	Solid	Background Soil	INV	3/29/12	3/30/12	600-76449	600-76449	600-76449	NA	NA
600-52867-10	2012-BG-8	Solid	Background Soil	INV	3/29/12	3/30/12	600-76449	600-76449	600-76449	NA	NA
600-52867-10	2012-BG-8	Solid	Background Soil	MD	3/29/12	3/30/12	600-76449	600-76449	600-76449	NA	NA
600-52867-10	2012-BG-8	Solid	Background Soil	MS	3/29/12	3/30/12	600-76449	600-76449	600-76449	NA	NA
600-52867-10	2012-BG-8	Solid	Background Soil	MSD	3/29/12	3/30/12	600-76449	600-76449	600-76449	NA	NA

INV - Investigative Sample

NA – Not Analyzed

(1) The following analytical methods were used:

- Total Metals (As, Cd, Pb): SW-846 3050B/6010B
- SPLP Metals (Cd, Pb): SW-846 1312/3010A/6010B

DATA VALIDATION AND USABILITY SUMMARY

TABLE 2
EXIDE TECHNOLOGIES FRISCO RECYCLING CENTER
MARCH 2012 SOIL SAMPLING EVENT

DATA VALIDATION QUALIFIERS (DVQs)

The DVQ replaces all flags applied by the laboratory.

- J* = Estimated. The analyte was positively identified; however, the reported sample concentration is approximate due to exceedance of one or more QC requirements. Directional bias cannot be determined
- J-* = Estimated low. The analyte was positively identified; however, the reported sample concentration is approximate due to exceedance of one or more QC requirements. The actual value is expected to be lower.
- J+* = Estimated high. The analyte was positively identified; however, the reported sample concentration is approximate due to exceedance of one or more QC requirements. The actual value is expected to be higher.
- UJ* = Estimated. The analyte was not detected above the reporting limit; however, the reporting limit is approximate due to exceedance of one or more QC requirements.
- U* = Blank contamination. The analyte was not detected substantially above the level reported in an associated laboratory and/or field blanks.
- R* = Rejected. The sample result is rejected due to serious QC deficiencies that make it impossible to verify the presence or absence of the analyte.

NOTE: For multiple deficiencies, the reviewer applied the most severe flag. (R>U>J>J-/J+ and R>UJ)

DATA VALIDATION AND USABILITY SUMMARY

TABLE 3
EXIDE TECHNOLOGIES FRISCO RECYCLING CENTER
MARCH 2012 SOIL SAMPLING EVENT

QC DEFICIENCIES AND DATA QUALIFICATION ACTIONS

Sample					Method		Batch		Date/Time		Analyte		Validation	
Lab ID	Client ID	Type	Matrix	Prep Type	Prep	Analy	Prep	Analy	Prep	Analy	Name	Lab Flag	QC Deficiency	Action
MATRIX DUPLICATE (MD) PRECISION														
600-52864-1	2012-BSA-4a (0-1')	MD	Solid	Total/NA	Moisture			600-76163		04/01/20 12 16:34	Percent Moisture		Poor MD precision (48 RPD)	None (flagging based on analyte RPD)
600-52864-2	2012-BSA-4b (0-1')	MD	Solid	Total/NA	3050B	6010B	600-76199	600-76214	04/02/20 12 11:53	04/02/20 12 16:43	Cadmium	F	Poor MD precision (83 RPD)	J/UJ to detects/NDs for similar samples (all BSA soils) digested in this batch
600-52864-2	2012-BSA-4b (0-1')	MD	Solid	Total/NA	3050B	6010B	600-76199	600-76214	04/02/20 12 11:53	04/02/20 12 16:43	Lead	F	Poor MD precision (94 RPD)	J/UJ to detects/NDs for similar samples (all BSA soils) digested in this batch
600-52867-10	2012-BG-8	MD	Solid	Total/NA	3050B	6010B	600-76449	600-76526	04/04/20 12 14:49	04/05/20 12 10:13	Cadmium	F	Poor MD precision (difference > +/- 1xRL)	J/UJ to detects/NDs for similar samples (all BG soils) digested in this batch
600-52867-10	2012-BG-8	MD	Solid	Total/NA	3050B	6010B	600-76449	600-76526	04/04/20 12 14:49	04/05/20 12 10:13	Lead	F	Poor MD precision (90 RPD)	J/UJ to detects/NDs for similar samples (all BG soils) digested in this batch
MATRIX SPIKE DUPLICATE (MSD) PRECISION														
600-52864-2	2012-BSA-4b (0-1')	MSD	Solid	Total/NA	3050B	6010B	600-76199	600-76214	04/02/20 12 11:53	04/02/20 12 16:59	Lead	4 N	Poor MSD precision (32 RPD)	J/UJ to detects/NDs for similar samples (all BSA soils) digested in this batch
MATRIX SPIKE (MS/MSD) AND POST-DIGESTION SPIKE (PDS) ACCURACY														
600-52584-1	2012-BSA-3A(0-2)	MS	Solid	Total/NA	3050B	6010B	600-75633	600-75753	03/26/20 12 13:13	03/27/20 12 15:37	Cadmium	4	Extremely low MS recovery (-532%), PDS (NC), SD passes at 7.3%	None (check waived because unspiked sample conc > 4x spike added)
600-52584-1	2012-BSA-3A(0-2)	MSD	Solid	Total/NA	3050B	6010B	600-75633	600-75753	03/26/20 12 13:13	03/27/20 12 15:39	Cadmium	4	Extremely low MSD recovery (-916%), PDS (NC), SD passes at 4.1%	None (check waived because unspiked sample conc > 4x spike added)

Quality Assurance Associates

QAA, L.L.C.

DATA VALIDATION AND USABILITY SUMMARY

Sample					Method		Batch		Date/Time		Analyte		Validation	
Lab ID	Client ID	Type	Matrix	Prep Type	Prep	Analy	Prep	Analy	Prep	Analy	Name	Lab Flag	QC Deficiency	Action
600-52864-2	2012-BSA-4b (0-1')	MS	Solid	Total/NA	3050B	6010B	600-76199	600-76214	04/02/20 12 11:53	04/02/20 12 16:47	Lead	4	High MS recovery (1188%), PDS passes at 86%	None (check waived because unspiked sample conc > 4x spike added)
600-52864-2	2012-BSA-4b (0-1')	MSD	Solid	Total/NA	3050B	6010B	600-76199	600-76214	04/02/20 12 11:53	04/02/20 12 16:59	Lead	4 N	High MSD recovery (1840%), PDS passes at 86%	None (check waived because unspiked sample conc > 4x spike added)
600-52864-2	2012-BSA-4b (0-1')	PDS	Solid	Total/NA	3050B	6010B	600-76199	600-76214	04/02/20 12 11:53	04/02/20 12	Cadmium	4 N	Low PDS recovery (73%)	None (MS/MSD recoveries pass at 92% and 102%)
600-52867-10	2012-BG-8	MS	Solid	Total/NA	3050B	6010B	600-76449	600-76526	04/04/20 12 14:49	04/05/20 12 10:16	Lead	N	High MS recovery (226%), PDS passes at 79%	J to detects for similar samples (all BG soils) digested in this batch
600-52867-10	2012-BG-8	MSD	Solid	Total/NA	3050B	6010B	600-76449	600-76526	04/04/20 12 14:49	04/05/20 12 10:28	Lead	N	High MSD recovery (206%), PDS passes at 79%	J to detects for similar samples (all BG soils) digested in this batch
SERIAL DILUTION (SD) %DIFFERENCE														
600-52864-2	2012-BSA-4b (0-1')	SD	Solid	Total/NA	3050B	6010B	600-76199	600-76214	04/02/20 12 11:53	04/02/20 12	Cadmium	4 N	SD indicates matrix interference (33 %D)	J/UJ to detects/NDs for similar samples (all BSA soils) digested in this batch
600-52864-2	2012-BSA-4b (0-1')	SD	Solid	Total/NA	3050B	6010B	600-76199	600-76214	04/02/20 12 11:53	04/02/20 12	Lead	4 N	SD indicates matrix interference (31 %D)	J/UJ to detects/NDs for similar samples (all BSA soils) digested in this batch
600-52867-10	2012-BG-8	SD	Solid	Total/NA	3050B	6010B	600-76449	600-76526	04/04/20 12 14:49	04/05/20 12 11:03	Lead	F	SD indicates matrix interference (21 %D)	J/UJ to detects/NDs for similar samples (all BG soils) digested in this batch
LABORATORY BLANK CONTAMINATION														
LB 600-76425/1-B		LB	Solid	SPLP West	3010A	6010B	600-76437	600-76509	04/04/20 12 11:55	04/05/20 12 09:33	Cadmium	J	Laboratory blank contamination (0.000400 J mg/L)	U at RL to Js, J+ to detects <10x blank equivalent concentration for samples digested in the same batch

DATA VALIDATION AND USABILITY SUMMARY

TABLE 4
EXIDE TECHNOLOGIES FRISCO RECYCLING CENTER
MARCH 2012 SOIL SAMPLING EVENT

QUALIFIED SAMPLE RESULTS

Lab ID	Client ID	Matrix	Prep Type	Analysis Method	Analyte	Result	Flag	SDL	SQL	Delin. Std	Unit	DVQ	Adjusted Result	Comment
600-52864-1	2012-BSA-4a (0-1')	Solid	Total/NA	6010B	Cadmium	9.80		0.0301	0.293	1.5	mg/Kg	J	none	Poor MD precision (83 RPD); SD indicates matrix interference (33 %D)
600-52864-1	2012-BSA-4a (0-1')	Solid	Total/NA	6010B	Lead	1510		0.123	0.587	3	mg/Kg	J	none	Poor MSD precision (32 RPD); Poor MD precision (94 RPD); SD indicates matrix interference (31 %D)
600-52864-1	2012-BSA-4a (0-1')	Solid	SPLP West	6010B	Cadmium	0.00180	J b	0.000350	0.00500	0.005	mg/L	U	0.00500	Laboratory blank contamination (0.000400 J mg/L)
600-52864-2	2012-BSA-4b (0-1')	Solid	Total/NA	6010B	Cadmium	3.26		0.0400	0.390	1.5	mg/Kg	J	none	Poor MD precision (83 RPD); SD indicates matrix interference (33 %D)
600-52864-2	2012-BSA-4b (0-1')	Solid	Total/NA	6010B	Lead	344		0.163	0.779	3	mg/Kg	J	none	Poor MSD precision (32 RPD); Poor MD precision (94 RPD); SD indicates matrix interference (31 %D)
600-52864-3	2012-BSA-4c (0-1')	Solid	Total/NA	6010B	Cadmium	16.8		0.0417	0.407	1.5	mg/Kg	J	none	Poor MD precision (83 RPD); SD indicates matrix interference (33 %D)
600-52864-3	2012-BSA-4c (0-1')	Solid	Total/NA	6010B	Lead	2730		0.171	0.814	3	mg/Kg	J	none	Poor MSD precision (32 RPD); Poor MD precision (94 RPD); SD indicates matrix interference (31 %D)
600-52864-3	2012-BSA-4c (0-1')	Solid	SPLP West	6010B	Cadmium	0.00410	J b	0.000350	0.00500	0.005	mg/L	U	0.00500	Laboratory blank contamination (0.000400 J mg/L)
600-52864-4	2012-BSA-4d (0-1')	Solid	Total/NA	6010B	Cadmium	16.9		0.0377	0.368	1.5	mg/Kg	J	none	Poor MD precision (83 RPD); SD indicates matrix interference (33 %D)
600-52864-4	2012-BSA-4d (0-1')	Solid	Total/NA	6010B	Lead	3000		0.154	0.736	3	mg/Kg	J	none	Poor MSD precision (32 RPD); Poor MD precision (94 RPD); SD indicates matrix interference (31 %D)
600-52864-5	2012-BSA-4e (0-1')	Solid	Total/NA	6010B	Cadmium	6.18		0.0340	0.331	1.5	mg/Kg	J	none	Poor MD precision (83 RPD); SD indicates matrix interference (33 %D)
600-52864-5	2012-BSA-4e (0-1')	Solid	Total/NA	6010B	Lead	634		0.139	0.662	3	mg/Kg	J	none	Poor MSD precision (32 RPD); Poor MD precision (94 RPD); SD indicates matrix interference (31 %D)
600-52867-1	2012-BG-1	Solid	Total/NA	6010B	Cadmium	0.0313	U	0.0313	0.305	NA	mg/Kg	UJ	none	Poor MD precision (difference > +/- 1xRL)
600-52867-1	2012-BG-1	Solid	Total/NA	6010B	Lead	13.2		0.128	0.611	NA	mg/Kg	J	none	High MS recovery (226%), High MSD recovery (206%), PDS passes at 79%; Poor MD precision (90 RPD); SD indicates matrix interference (21%D)
600-52867-2	2012-BG-2	Solid	Total/NA	6010B	Cadmium	0.0287	U	0.0287	0.280	NA	mg/Kg	UJ	none	Poor MD precision (difference > +/- 1xRL)

DATA VALIDATION AND USABILITY SUMMARY

Lab ID	Client ID	Matrix	Prep Type	Analysis Method	Analyte	Result	Flag	SDL	SQL	Delin. Std	Unit	DVQ	Adjusted Result	Comment
600-52867-2	2012-BG-2	Solid	Total/NA	6010B	Lead	13.0		0.117	0.560	NA	mg/Kg	J	none	High MS recovery (226%), High MSD recovery (206%), PDS passes at 79%; Poor MD precision (90 RPD); SD indicates matrix interference (21%D)
600-52867-3	2012-BG-3	Solid	Total/NA	6010B	Cadmium	0.0301	U	0.0301	0.294	NA	mg/Kg	UJ	none	Poor MD precision (difference > +/- 1xRL)
600-52867-3	2012-BG-3	Solid	Total/NA	6010B	Lead	11.5		0.123	0.588	NA	mg/Kg	J	none	High MS recovery (226%), High MSD recovery (206%), PDS passes at 79%; Poor MD precision (90 RPD); SD indicates matrix interference (21%D)
600-52867-4	2012-BG-7	Solid	Total/NA	6010B	Cadmium	0.0310	U	0.0310	0.302	NA	mg/Kg	UJ	none	Poor MD precision (difference > +/- 1xRL)
600-52867-4	2012-BG-7	Solid	Total/NA	6010B	Lead	14.1		0.127	0.604	NA	mg/Kg	J	none	High MS recovery (226%), High MSD recovery (206%), PDS passes at 79%; Poor MD precision (90 RPD); SD indicates matrix interference (21%D)
600-52867-5	2012-BG-9	Solid	Total/NA	6010B	Cadmium	8.09		0.0318	0.310	NA	mg/Kg	J	none	Poor MD precision (difference > +/- 1xRL)
600-52867-5	2012-BG-9	Solid	Total/NA	6010B	Lead	302		0.130	0.620	NA	mg/Kg	J	none	High MS recovery (226%), High MSD recovery (206%), PDS passes at 79%; Poor MD precision (90 RPD); SD indicates matrix interference (21%D)
600-52867-6	2012-BG-5	Solid	Total/NA	6010B	Cadmium	0.0310	U	0.0310	0.302	NA	mg/Kg	UJ	none	Poor MD precision (difference > +/- 1xRL)
600-52867-6	2012-BG-5	Solid	Total/NA	6010B	Lead	13.5		0.127	0.604	NA	mg/Kg	J	none	High MS recovery (226%), High MSD recovery (206%), PDS passes at 79%; Poor MD precision (90 RPD); SD indicates matrix interference (21%D)
600-52867-7	2012-BG-4	Solid	Total/NA	6010B	Cadmium	0.0315	U	0.0315	0.307	NA	mg/Kg	UJ	none	Poor MD precision (difference > +/- 1xRL)
600-52867-7	2012-BG-4	Solid	Total/NA	6010B	Lead	15.7		0.129	0.614	NA	mg/Kg	J	none	High MS recovery (226%), High MSD recovery (206%), PDS passes at 79%; Poor MD precision (90 RPD); SD indicates matrix interference (21%D)
600-52867-8	2012-BG-6	Solid	Total/NA	6010B	Cadmium	0.0314	U	0.0314	0.306	NA	mg/Kg	UJ	none	Poor MD precision (difference > +/- 1xRL)
600-52867-8	2012-BG-6	Solid	Total/NA	6010B	Lead	14.3		0.128	0.612	NA	mg/Kg	J	none	High MS recovery (226%), High MSD recovery (206%), PDS passes at 79%; Poor MD precision (90 RPD); SD indicates matrix interference (21%D)
600-52867-9	2012-BG-10	Solid	Total/NA	6010B	Cadmium	0.615		0.0311	0.303	NA	mg/Kg	J	none	Poor MD precision (difference > +/- 1xRL)
600-52867-9	2012-BG-10	Solid	Total/NA	6010B	Lead	67.6		0.127	0.607	NA	mg/Kg	J	none	High MS recovery (226%), High MSD recovery (206%), PDS passes at 79%; Poor MD precision (90 RPD); SD indicates matrix interference (21%D)
600-52867-10	2012-BG-8	Solid	Total/NA	6010B	Cadmium	0.122	J	0.0316	0.308	NA	mg/Kg	J	none	Poor MD precision (difference > +/- 1xRL); Result is between SDL and SQL

DATA VALIDATION AND USABILITY SUMMARY

Lab ID	Client ID	Matrix	Prep Type	Analysis Method	Analyte	Result	Flag	SDL	SQL	Delin. Std	Unit	DVQ	Adjusted Result	Comment
600-52867-10	2012-BG-8	Solid	Total/ NA	6010B	Lead	24.0		0.129	0.615	NA	mg/Kg	J	none	High MS recovery (226%), High MSD recovery (206%), PDS passes at 79%; Poor MD precision (90 RPD); SD indicates matrix interference (21%D)

ATTACHMENT A
VALIDATOR'S CHECKLISTS

Data Validation Checklist - General				
Client Name: PBW		Project Number/ Manager: 1755/Eric Pastor		
Site Name: Exide		QC Level: IV		
Laboratory: TestAmerica (Houston)		Laboratory Job No: 600-52584-1, 600-52864-1, 600-52867-1		
Reviewer: Taryn Scholz		Date Checked: 5/8/12		
Parameters: As/Cd/Pb - SPLP and Total		Methods: SW1312&3010A/ SW3050B/ SW6010B		
ITEM	YES	NO	N/A	CRITERIA
Laboratory NELAP accredited?	x			
Signed Narrative included?	x			
No analytical discrepancies noted in narrative?		x		see Narrative Comments
Chain of Custody (COC)/ Sample Receipt				
Date/time of sample collection included?	x			
Sample temp upon receipt 2-6 C?		x		see comment no. 1
Proper containers/preservation?	x			
COCs properly executed and seals used?	x			some minor discrepancies, see comment no. 2
Samples received within 2 days?	x			
No. of samples analyzed agrees with work plan?			x	(Sampling and Analysis Work Plan, Rev Nov 2011) see comment no. 3
Analytical Results				
Field, Laboratory, and Batch ID included?	x			
Date of sample collection/receipt included?	x			
Date of sample preparation/analysis included?	x			
NDs at DL or QL and J-values as needed?	x			NDs at SDL and J-values reported; SDL,MQL (Adj) included in HC and EDD (called MDL and MQL in EDD)
Target analyte list complete?			x	see comment no. 3
RLs acceptable?	x			SDL <= Delineation Std for NDs
MDLs reasonable per DCS?	x			DCS spike within approx 3x MDL and within 3 mos
No sample dilutions required?		x		dilutions only for detects
Prep/Analysis method references included?	x			
Sample matrix included?	x			
Sample result units reported correctly?	x			mg/kg for soils and mg/L for SPLP
Soils/sediments on dry weight?	x			
Holding time to analysis not expired?	x			
Holding time to preparation not expired?	x			
QC Samples				
Lab QC frequency met?	x			1 MB/LCS per 20
Field duplicate frequency met?			x	1/20 for SW, GW
Equipment blank frequency met?		x		1/day/reusable eq type - see comment no. 4
Field blank frequency met?			x	1/day/eq type for VOC (i.e., TPH)
Trip blank frequency met?			x	1/cooler w VOC (i.e., TPH)
MS/MSD or MS/DUP frequency met?	x			1/20 for SW, Sed, GW - also done for soils
Completeness criteria met?	x			
Field Notes				
Agree with custody records?			x	not included
Field instruments calibrated daily?			x	
Well conditions constant before sampling?			x	
Samples filtered? If so, give turbid/size			x	
Definitions: AA - Atomic Absorption; CCV - Continuing Calibration Verification; COI - Compound of Interest; %D - Percent Difference, DL - Detection Limit; DUP - Duplicate; FDUP - Field Duplicate; ICP - Inductively Coupled Plasma; ICV - Initial Calibration Verification; IDL - Instrument Detection Limit; LCS - Laboratory Control Sample; MDL - Method Detection Limit; MS/MSD - Matrix Spike/Matrix Spike Duplicate; QL - Quantitation Limit; %R - Percent Recovery; RL - Reporting Limit; RPD - Relative Percent Difference; RRF - Relative Response Factor; RT - Retention Time; RSD - Relative Standard Deviation; TA - Target Analyte				
COMMENTS				
Comment no. 1				
The samples in work order 600-52864 and 600-52867 were received at 9.0 C. The samples were analyzed for total arsenic, cadmium, and lead, which requires preservation at 4±2 C per Table 3 in the QAPP. However, no preservation is required for metals in solid samples per the analytical method and thus analyte degradation is not suspected and the sample results were not qualified.				

Comment no. 2
For sample 600-52584-2, SPLP-lead is requested on the chain-of-custody but results are not reported. This test was canceled based on the total lead result.
SPLP-cadmium was added for samples 600-52864-1,3,4 and SPLP-lead was added for samples 600-52864-1,3,4,5 based on the total metals results.
For samples in work order 600-52867, arsenic is not requested on the chain-of-custody but is reported per the client's request
For sample 600-52867-10, the sampler entered a field ID of 2012-BG-10 on the custody record. The laboratory assigned the correct ID of 2012-BG-8 upon receipt per the sample labels and sampler's instructions.
Comment no. 3
All samples for this event are additional samples not delineated in the work plan - 10 background samples for As/Cd/Pb, 1 sample at BSA-1, 1 sample at BSA-3, and 5 samples at BSA-4 for total/SPLP metals determination determination.
Comment no. 4
No equipment blanks collected with the additional samples for this event

Lab Job No.	Method	Batch/Sample	Narrative Comment	Validator Action
600-52584-1	6010B	-1 MS/D	%R out for Cd but background result > 4x spk added, LCS passes	none - check waived
		-1	SDL for Cd elev due to analyte > linear range	NA, result is detect
		-1 PDS	%R not calculated due to background result > 4x spk added, SD confirms MI (actually passes)	NA
600-52864-1	6010B	SPLP	extant sample for PDS/SD	NA
		76425	Cd >MDL but < MQL in leachate blank, appropriate flags applied	flagged per NFG
		-2 MS/D	%R out for Pb but background result > 4x spk added, LCS passes	none - check waived
		-2 MSD	RPD for Pb above limit due to nonhomogen nature	flagged per NFG
		-2 MD	RPD for Cd, Pb above limit due to nonhomogen nature	flagged per NFG
		-2 PDS	%R for Cd low due to MI	none - MS/MSD passes
		-2 SD	%D for Cd,Pb above limit due to MI	flagged per NFG
600-52867-1	6010B	all	sx received at 9.0 C	none - cooling not req'd per method
		all	sx received at 9.0 C	none - cooling not req'd per method
		-10 MS/D	%R for Pb above limit due to MI, LCS passes	flagged per NFG
		-1 MD	RPD for Cd, Pb above limit due to nonhomogen nature	flagged per NFG
		-1 SD	%D for Pb above limit due to MI	flagged per NFG

Data Validation Checklist: Metals

Client Name: PBW		Project Number/ Manager: 1755/Eric Pastor			
Site Name: Exide		QC Level: IV			
Laboratory: TestAmerica (Houston)		Laboratory Job No: 600-52584-1, 600-52864-1, 600-52867-1			
Reviewer: Taryn Scholz		Date Checked: 5/8/12			
Parameters: As/Cd/Pb - SPLP and Total		Methods: SW1312&3010A/ SW3050B/ SW6010B			
%PERFORMED/ ITEM		YES	NO	N/A	CRITERIA
100	Method blank data included in Lab Package?	x			
	Criteria met? (< MDL, ≥ -RL)		x		
	Criteria met for field blanks? (< MDL)			x	
100	QC check samples/LCS data included in lab package?	x			
	All project COCs or TAs included?	x			
	%R criteria met? (individual and overall)	x			method (75-125%)
100	Matrix spike data included in lab package?	x			
	%R criteria met? (individual and overall)		x		method (75-125%)
100	Sample duplicate data included in lab package?	x			
	RPD criteria met?		x		method (20%), NFG (+/-RL if either ≤5RL)
100	Field dup RPD criteria met? (individual, mean, and overall)			x	20% aq, 35% solid (+/-2RL aq, +/-3RL sol if either ≤5RL)
NA	Instrument Tune for ICP-MS included in lab package?			x	
	Instrument Tune method criteria met? (+5 RSD, ±0.1 amu)			x	
100	Initial calibration documentation included in lab package?	x			
	All target analytes included?	x			
	blank/1 std (ICP), blank/ 5 stds (Hg)	x			
	Corr coeff (r) criteria met? (≥0.995)			x	
100	Calibration verification data included in lab package?	x			
	ICB/CCB criteria met? (<MDL, ≥-RL)	x			
	ICV %R criteria met? (ICP 90-110%, Hg 80-120%)	x			
	CCV %R criteria met? (ICP 90-110%, Hg 80-120%)	x			
	LLCCV %R criteria met? (70-130%)	x			reported for instrument TJA1 but not Thermo6500 - not req'd by method so no further action
100	Interference check sample data included (ICP/MS only)?	x			
	%R criteria met? (80-120%)	x			
100	Dilution test data included?	x			
	Results within 10% original? (if >50xMDL)		x		
100	Post digestion spike included?	x			
	%R criteria met?		x		method (75-125%)
NA	Internal standard data included in lab package?			x	
	Intensities within limits? (min 30-120% of calib std)			x	
10	Analyte quantitation/RLs correct?	x			
	QC parameters calculated correctly?			x	
COMMENTS					
SPLP: West (ext fluid #2) pH = 5+/-0.05 (yes)					
100 g, 2 L fluid (yes)					
18 +/- 2 hrs extraction (yes)					
23 +/- 2 C (yes)					
Total vs Dissolved - NA					

ATTACHMENT B
SUPPLEMENTAL LABORATORY SUBMISSIONS

TESTAMERICA HOUSTON

ICEP and Non-Routine Extraction-Non-Volatiles Only

Date: 03-27-12 Batch #: 75838
 Analyst: N/R
 Extraction Fluid #1 ID: N/A Filter Lot #: 9035001 Temp during rotation: Min: 24 Max: 24
 Extraction Fluid #2 ID: 844684 pH: 5.02 1N HCL ID: N/A Rotation Time Started/Finished: 3:27 / 3:28
18:45 / 10:45

Group Number	52584-1	52584-2	LB						
Sample ID	830317	830318	SPLP						
Description	dark brown soil	dark brown soil	SPLP West Solving pH 5						
% Solids (if <100% see next page)	100%	100%	0%						
Was Particle Size Reduction Needed?	Circle One Yes / No	Circle One Yes / No	Circle One Yes / No	Circle One Yes / No	Circle One Yes / No	Circle One Yes / No	Circle One Yes / No	Circle One Yes / No	Circle One Yes / No
Sample Wt. & Vol. of DI used for pH (5g/96.5mLs)	N/A	N/A	N/A						
Initial pH of subsample (After 5 min of stirring)									
Is pH <5? If Yes-Use E.F.#1, If No Continue	Circle One Yes / No	Circle One Yes / No	Circle One Yes / No	Circle One Yes / No	Circle One Yes / No	Circle One Yes / No	Circle One Yes / No	Circle One Yes / No	Circle One Yes / No
Amount of 1N HCL added to Sample (3.5mL)	1								
Final pH Reading (After 10 min. @ 50°C and cooled to room temperature)	9								
Is pH <5? If Yes-Use E.F.#1, If No-Use E.F.#2	Circle One Yes / No	Circle One Yes / No	Circle One Yes / No	Circle One Yes / No	Circle One Yes / No	Circle One Yes / No	Circle One Yes / No	Circle One Yes / No	Circle One Yes / No
Extraction Fluid Used	Circle One #1 / #2	Circle One #1 / #2	Circle One #1 / #2	Circle One #1 / #2	Circle One #1 / #2	Circle One #1 / #2	Circle One #1 / #2	Circle One #1 / #2	Circle One #1 / #2
Amount of Sample Solid Phase Used for Extraction (100g)	100	100	N/A						
Volume of Extraction Fluid Needed (Sample Wt x 20)	2000	2000	2000						
Final pH of extract	8.21	6.15	5.09						
Tests in Method Chain	Metals(6010/7470) SemiVoa (8270C) Pest (8081A) Herb (8151A) Other	Metals(6010/7470) SemiVoa (8270C) Pest (8081A) Herb (8151A) Other	Metals(6010/7470) SemiVoa (8270C) Pest (8081A) Herb (8151A) Other	Metals(6010/7470) SemiVoa (8270C) Pest (8081A) Herb (8151A) Other	Metals(6010/7470) SemiVoa (8270C) Pest (8081A) Herb (8151A) Other	Metals(6010/7470) SemiVoa (8270C) Pest (8081A) Herb (8151A) Other	Metals(6010/7470) SemiVoa (8270C) Pest (8081A) Herb (8151A) Other	Metals(6010/7470) SemiVoa (8270C) Pest (8081A) Herb (8151A) Other	Metals(6010/7470) SemiVoa (8270C) Pest (8081A) Herb (8151A) Other
Comments on back of page?									

TESTAMERICA HOUSTON

ICLP and Non-Routine Extraction-Non-Volatiles Only

Date: 04-03-12

SPLP

Analyst: MP

Batch #: 76425

Extraction Fluid #1 ID: NA pH: NA Filter Lot #: 9035001

Temp during rotation: Min: 21 Max: 21

Extraction Fluid #2 ID: 84466 pH: 5.01 1N HCL ID: NA

Rotation Time Started/Finished: 4:13 / 1:14

Group Number	57864-1	57864-3	57864-4	SPLP / LB
Sample ID	835428	835430	835431	
Description	brown soil	brown soil	brown soil	SPLP West fluid PK5
% Solids (If <100% see next page)	100%	100%	100%	0%
Was Particle Size Reduction Needed?	Circle One Yes / No	Circle One Yes / No	Circle One Yes / No	Circle One Yes / No
Sample Wt. & Vol. of DI used for pH (5g/96.5mLs)	NA	NA	NA	Circle One Yes / No
Initial pH of subsample (After 5 min of stirring)				
Is pH <5? If Yes-Use E.F.#1, If No Continue	Circle One Yes / No	Circle One Yes / No	Circle One Yes / No	Circle One Yes / No
Amount of 1N HCL added to Sample (3.5mL)				
Final pH Reading (After 10 min. @ 50°C and cooled to room temperature)				
Is pH <5? If Yes-Use E.F.#1, If No-Use E.F.#2	Circle One Yes / No	Circle One Yes / No	Circle One Yes / No	Circle One Yes / No
Extraction Fluid Used	Circle One #1 / #2	Circle One #1 / #2	Circle One #1 / #2	Circle One #1 / #2
Amount of Sample Solid Phase Used for Extraction (100g)	100	100	100	Circle One #1 / #2
Volume of Extraction Fluid Needed (Sample Wt x 20)	2000			Circle One #1 / #2
Final pH of extract				
Tests in Method Chain	Metals(6010/7470) SemiVoa (8270C) Pest (8081A) Herb (8151A) Other	Metals(6010/7470) SemiVoa (8270C) Pest (8081A) Herb (8151A) Other	Metals(6010/7470) SemiVoa (8270C) Pest (8081A) Herb (8151A) Other	Metals(6010/7470) SemiVoa (8270C) Pest (8081A) Herb (8151A) Other
Comments on back of page?				

TESTAMERICA HOUSTON

ICLP and Non-Routine Extraction-Non-Volatiles Only

SPLP

Date: 04-10-12

Analyst: MRC

Batch #: 76904

Extraction Fluid #1 ID: HA Filter Lot #: 9035001
 Extraction Fluid #2 ID: 8YU6X pH: 5.01 1N HCL ID: MK
 Temp during rotation: Min: 21 Max: 24
 Rotation Time Started/Finished: 4/10/12 / 4/11/12
 17:00P 9:00P

Group Number	52574-10	52864-5	LB						
Sample ID	830086	835432							
Description	Med brown soil	dark brown soil	SPLP used fluid pH 5						
% Solids (If <100% see next page)	100%	100%	0%						
Was Particle Size Reduction Needed?	Circle One Yes / No	Circle One Yes / No	Circle One Yes / No	Circle One Yes / No	Circle One Yes / No	Circle One Yes / No	Circle One Yes / No	Circle One Yes / No	Circle One Yes / No
Sample Wt. & Vol. of DI used for pH (5g/96.5mLs)	NA	NA	NA						
Initial pH of subsample (After 5 min of stirring)									
Is pH <5? If Yes-Use E.F.#1, If No Continue	Circle One Yes / No	Circle One Yes / No	Circle One Yes / No	Circle One Yes / No	Circle One Yes / No	Circle One Yes / No	Circle One Yes / No	Circle One Yes / No	Circle One Yes / No
Amount of 1N HCL added to Sample (3.5mL)									
Final pH Reading (After 10 min. @ 50°C and cooled to room temperature)									
Is pH <5? If Yes-Use E.F.#1, If No-Use E.F.#2	Circle One Yes / No	Circle One Yes / No	Circle One Yes / No	Circle One Yes / No	Circle One Yes / No	Circle One Yes / No	Circle One Yes / No	Circle One Yes / No	Circle One Yes / No
Extraction Fluid Used	Circle One #1 / #2	Circle One #1 / #2	Circle One #1 / #2	Circle One #1 / #2	Circle One #1 / #2	Circle One #1 / #2	Circle One #1 / #2	Circle One #1 / #2	Circle One #1 / #2
Amount of Sample Solid Phase Used for Extraction (100g)	100g	100g	0						
Volume of Extraction Fluid Needed (Sample Wt x 20)	2000	2000							
Final pH of extract									
Tests in Method Chain	Metals(6010/7470) SemiVoa (8270C) Pest (8081A) Herb (8151A) Other 1312 mu	Metals(6010/7470) SemiVoa (8270C) Pest (8081A) Herb (8151A) Other 1312 mu	Metals(6010/7470) SemiVoa (8270C) Pest (8081A) Herb (8151A) Other 1312 mu	Metals(6010/7470) SemiVoa (8270C) Pest (8081A) Herb (8151A) Other	Metals(6010/7470) SemiVoa (8270C) Pest (8081A) Herb (8151A) Other	Metals(6010/7470) SemiVoa (8270C) Pest (8081A) Herb (8151A) Other	Metals(6010/7470) SemiVoa (8270C) Pest (8081A) Herb (8151A) Other	Metals(6010/7470) SemiVoa (8270C) Pest (8081A) Herb (8151A) Other	Metals(6010/7470) SemiVoa (8270C) Pest (8081A) Herb (8151A) Other
Comments on back of page?									

TestAmerica

THE LEADER IN ENVIRONMENTAL TESTING

ANALYTICAL REPORT

TestAmerica Laboratories, Inc.

TestAmerica Houston
6310 Rothway Street
Houston, TX 77040
Tel: (713)690-4444

TestAmerica Job ID: 600-72907-1

Client Project/Site: Exide Recycling Center, Frisco TX Projec

For:

Pastor, Behling & Wheeler LLC
2201 Double Creek Dr
Suite 4004
Round Rock, Texas 78664

Attn: Mr. Tim Nickels



Authorized for release by:

5/17/2013 4:32:44 PM

Cathy Upton, Data Delivery Analyst
(713)690-4444

cathy.upton@testamericainc.com

Designee for

Sachin Kudchadkar, Project Manager II
sachin.kudchadkar@testamericainc.com

LINKS

Review your project
results through

TotalAccess

Have a Question?



Visit us at:

www.testamericainc.com

The test results in this report meet all 2003 NELAC and 2009 TNI requirements for accredited parameters, exceptions are noted in this report. This report may not be reproduced except in full, and with written approval from the laboratory. For questions please contact the Project Manager at the e-mail address or telephone number listed on this page.

This report has been electronically signed and authorized by the signatory. Electronic signature is intended to be the legally binding equivalent of a traditionally handwritten signature.

Results relate only to the items tested and the sample(s) as received by the laboratory.

- 1
- 2
- 3
- 4
- 5
- 6
- 7
- 8
- 9
- 10
- 11
- 12
- 13
- 14
- 15
- 16



Table of Contents

Cover Page	1
Table of Contents	2
TRRP Cover Page	3
TRRP Checklists & DCSs	4
Case Narrative	9
Method Summary	10
Sample Summary	11
Client Sample Results	12
Definitions/Glossary	13
QC Sample Results	14
Default Detection Limits	16
QC Association Summary	17
Lab Chronicle	18
Certification Summary	19
Chain of Custody	20
Receipt Checklists	21



TestAmerica Houston TRRP Data Package Cover Page

Job Number: 600-72907-1
 Project Name/Number: Exide Recycling Center, Frisco TX Project

This Data Package consists of:

This signature page, the laboratory review checklist, and the following Reportable Data:

- R1 Field Chain-of-Custody Form
- R2 Sample Identification Cross-reference;
- R3 Test Reports (Analytical Data Sheets) for each environmental sample that includes:
 - a) Items consistent with NELAC Chapter 5
 - b) dilution factors,
 - c) preparation methods,
 - d) cleanup methods, and
 - e) if required for the project, tentatively identified compounds (TICs).
- R4 Surrogate Recovery Data including:
 - a) Calculated recovery (%R), and
 - b) The laboratory's surrogate QC limits.
- R5 Test Reports/Summary Forms for Blank Samples;
- R6 Test Reports/Summary Forms for Laboratory Control Samples (LCSs) including:
 - a) LCS spiking amounts,
 - b) Calculated %R for each analyte, and
 - d) The laboratory's LCS QC limits
- R7 Test Reports for Matrix Spike/Matrix Spike Duplicates (MS/MSDs) including:
 - a) Samples associated with the MS/MSD clearly identified,
 - b) MS/MSD spiking amounts,
 - c) Concentration of each MS/MSD analyte measured in the parent and spiked sample,
 - d) Calculated %Rs and relative percent differences (RPDs), and
 - e) The laboratory's MS/MSD QC limits
- R8 Laboratory analytical duplicates (if applicable) recovery and precision, including:
 - a) the amount of analyte measured in the duplicate,
 - b) the calculated RPD, and
 - c) the laboratory's QC limits for analytical duplicates.
- R9 List of method quantitation limit (MQL) and detectability check sample results for each analyte for each method and matrix;
- R10 Other problems or anomalies

The exception report for each "No" or "Not Reviewed (NR)" item in the Laboratory Review Checklist and for each analyte, matrix, and method for which the laboratory does not hold NELAC accreditation under the Texas Laboratory Accreditation Program.

Release Statement: I am responsible for the release of this laboratory data package. This laboratory is NELAC accredited under Texas laboratory Accreditation Program for all the methods, analytes, and matrices reported in this data package except as noted in the Exception Reports. The data have been reviewed and are technically compliant with the requirements of the methods used, except where noted by the laboratory in the Exception Reports. By my signature below, I affirm, to the best of my knowledge, that all problems/anomalies observed by the laboratory have been identified in the Laboratory Review Checklist, and no information affecting the quality of the data has been knowingly withheld.

Cathy Upton

Name (printed)

Data Delivery Analyst

Official Title (printed)

Signature

05/17/2013

Date

Appendix A (cont'd): Laboratory Review Checklist: Reportable Data							
Laboratory Name: TestAmerica-Houston			LRC Date: 05/14/13				
Project Name: Exide Recycling Center, Frisco TX			Laboratory Job Number: 600-72907				
Reviewer Name: TWR			Prep Batch Number(s): 600-105843(W), 105922, 105993(S)- ICP				
# ¹	A ²	Description	Yes	No	NA ³	NR ⁴	ER# ⁵
R1	OI	Chain-of-custody (C-O-C)					
		Did samples meet the laboratory's standard conditions of sample acceptability upon receipt?	X				
		Were all departures from standard conditions described in an exception report?			X		
R2	OI	Sample and quality control (QC) identification					
		Are all field sample ID numbers cross-referenced to the laboratory ID numbers?	X				
		Are all laboratory ID numbers cross-referenced to the corresponding QC data?	X				
R3	OI	Test reports					
		Were all samples prepared and analyzed within holding times?	X				
		Other than those results < MQL, were all other raw values bracketed by calibration standards?	X				
		Were calculations checked by a peer or supervisor?	X				
		Were all analyte identifications checked by a peer or supervisor?	X				
		Were sample detection limits reported for all analytes not detected?	X				
		Were all results for soil and sediment samples reported on a dry weight basis?	X				
		Were % moisture (or solids) reported for all soil and sediment samples?	X				
		Were bulk soil/solid samples for volatile analysis extracted with methanol per SW846 Method 5035?			X		
		If required for the project, TICs reported?			X		
R4	O	Surrogate recovery data					
		Were surrogates added prior to extraction?			X		
		Were surrogate percent recoveries in all samples within the laboratory QC limits?			X		
R5	OI	Test reports/summary forms for blank samples					
		Were appropriate type(s) of blanks analyzed?	X				
		Were blanks analyzed at the appropriate frequency?	X				
		Were method blanks taken through the entire analytical process, including preparation and, if applicable, cleanup procedures?	X				
		Were blank concentrations < MQL?	X				
R6	OI	Laboratory control samples (LCS):					
		Were all COCs included in the LCS?	X				
		Was each LCS taken through the entire analytical procedure, including prep and cleanup steps?	X				
		Were LCSs analyzed at the required frequency?	X				
		Were LCS (and LCSD, if applicable) %Rs within the laboratory QC limits?	X				
		Does the detectability check sample data document the laboratory's capability to detect the COCs at the MDL used to calculate the SDLs?	X				
		Was the LCSD RPD within QC limits?			X		
R7	OI	Matrix spike (MS) and matrix spike duplicate (MSD) data					
		Were the project/method specified analytes included in the MS and MSD?	X				
		Were MS/MSD analyzed at the appropriate frequency?	X				
		Were MS (and MSD, if applicable) %Rs within the laboratory QC limits?	X				
		Were MS/MSD RPDs within laboratory QC limits?	X				
R8	OI	Analytical duplicate data					
		Were appropriate analytical duplicates analyzed for each matrix?	X				
		Were analytical duplicates analyzed at the appropriate frequency?	X				
		Were RPDs or relative standard deviations within the laboratory QC limits?	X				
R9	OI	Method quantitation limits (MQLs):					
		Are the MQLs for each method analyte included in the laboratory data package?	X				
		Do the MQLs correspond to the concentration of the lowest non-zero calibration standard?	X				
		Are unadjusted MQLs and DCSs included in the laboratory data package?	X				
R10	OI	Other problems/anomalies					
		Are all known problems/anomalies/special conditions noted in this LRC and ER?	X				
		Was applicable and available technology used to lower the SDL to minimize the matrix interference affects on the sample results?	X				1
		Is the laboratory NELAC-accredited under the Texas Laboratory Accreditation Program for the analytes, matrices and methods associated with this laboratory data package?	X				

- Items identified by the letter "R" must be included in the laboratory data package submitted in the TRRP-required report(s). Items identified by the letter "S" should be retained and made available upon request for the appropriate retention period.
- O = organic analyses; I = inorganic analyses (and general chemistry, when applicable);
- NA = Not applicable;
- NR = Not reviewed;
- ER# = Exception Report identification number (an Exception Report should be completed for an item if "NR" or "No" is checked).

Appendix A (cont'd): Laboratory Review Checklist: Reportable Data							
Laboratory Name: TestAmerica-Houston			LRC Date: 05/14/13				
Project Name: Exide Recycling Center, Frisco TX			Laboratory Job Number: 600-72907				
Reviewer Name: TWR			Prep Batch Number(s): 600-105843(W), 105922, 105993(S)- ICP				
# ¹	A ²	Description	Yes	No	NA ³	NR ⁴	ER# ⁵
S1	OI	Initial calibration (ICAL)					
		Were response factors and/or relative response factors for each analyte within QC limits?			X		
		Were percent RSDs or correlation coefficient criteria met?			X		
		Was the number of standards recommended in the method used for all analytes?	X				
		Were all points generated between the lowest and highest standard used to calculate the curve?			X		
		Are ICAL data available for all instruments used?	X				
		Has the initial calibration curve been verified using an appropriate second source standard?	X				
S2	OI	Initial and continuing calibration verification (ICCV and CCV) and continuing calibration					
		Was the CCV analyzed at the method-required frequency?	X				
		Were percent differences for each analyte within the method-required QC limits?	X				
		Was the ICAL curve verified for each analyte?	X				
		Was the absolute value of the analyte concentration in the inorganic CCB < MDL?	X				
S3	O	Mass spectral tuning:					
		Was the appropriate compound for the method used for tuning?			X		
		Were ion abundance data within the method-required QC limits?			X		
S4	O	Internal standards (IS):					
		Were IS area counts and retention times within the method-required QC limits?			X		
S5	OI	Raw data (NELAC section 5.5.10)					
		Were the raw data (for example, chromatograms, spectral data) reviewed by an analyst?	X				
		Were data associated with manual integrations flagged on the raw data?			X		
S6	O	Dual column confirmation					
		Did dual column confirmation results meet the method-required QC?			X		
S7	O	Tentatively identified compounds (TICs):					
		If TICs were requested, were the mass spectra and TIC data subject to appropriate checks?			X		
S8	I	Interference Check Sample (ICS) results:					
		Were percent recoveries within method QC limits?	X				
S9	I	Serial dilutions, post digestion spikes, and method of standard additions					
		Were percent differences, recoveries, and the linearity within the QC limits specified in the method?	X				
S10	OI	Method detection limit (MDL) studies					
		Was a MDL study performed for each reported analyte?	X				
		Is the MDL either adjusted or supported by the analysis of DCSs?	X				
S11	OI	Proficiency test reports:					
		Was the laboratory's performance acceptable on the applicable proficiency tests or evaluation studies?	X				
S12	OI	Standards documentation					
		Are all standards used in the analyses NIST-traceable or obtained from other appropriate sources?	X				
S13	OI	Compound/analyte identification procedures					
		Are the procedures for compound/analyte identification documented?	X				
S14	OI	Demonstration of analyst competency (DOC)					
		Was DOC conducted consistent with NELAC Chapter 5?	X				
		Is documentation of the analyst's competency up-to-date and on file?	X				
S15	OI	Verification/validation documentation for methods (NELAC Chapter 5)					
		Are all the methods used to generate the data documented, verified, and validated, where applicable?	X				
S16	OI	Laboratory standard operating procedures (SOPs):					
		Are laboratory SOPs current and on file for each method performed?	X				

1 Items identified by the letter "R" should be included in the laboratory data package submitted to the TCEQ in the TRRP-required report(s).

Items identified by the letter "S" should be retained and made available upon request for the appropriate retention period.

2 O = organic analyses; I = inorganic analyses (and general chemistry, when applicable).

3 NA = Not applicable.

4 NR = Not Reviewed.

5 ER# = Exception Report identification number (an Exception Report should be completed for an item if "NR" or "No" is checked).

Appendix A (cont'd): Laboratory Review Checklist: Exception Reports	
Laboratory Name: TestAmerica-Houston	LRC Date: 05/14/13
Project Name: Exide Recycling Center, Frisco TX	Laboratory Job Number: 600-72907
Reviewer Name: TWR	Prep Batch Number(s): 600-105843(W), 105922, 105993(S)- ICP
ER #¹	DESCRIPTION
1	The lead SDL was elevated in sample 600-72907-4 in order to bring the concentration within the linear range of the instrument.

ER# = Exception Report identification number (an Exception Report should be completed for an item if "NR" or "No" is checked on the LRC)

Detection Check Standard

Matrix: Soil
 Method: 6010B
 Preparation: 3050
 Date Analyzed: 3/29/2013
 Date Prepared: 3/28/2013
 Instrument: Thermo 6500
 TALS Batches: 102868, 102784p
 Prep/Reagent Factor = 50
 Units: mg/kg

Analyte	MDL	DCS Spike	Measured Result	MQL
Aluminum	0.299654	0.5	0.98	25
Antimony	0.231553	0.45	0.485	2.5
Arsenic	0.217923	0.5	0.465	1
Barium	0.011322	0.03	0.095	1
Beryllium	0.014513	0.02	0.025	0.25
Boron	0.385535	0.6	0.74	20
Cadmium	0.025642	0.05	0.055	0.25
Calcium	0.86399	1.5	2.825	100
Chromium	0.050606	0.1	0.075	0.5
Cobalt	0.067622	0.1	0.115	0.5
Copper	0.173703	0.5	0.455	0.5
Iron	2.534007	4	3.86	20
Lead	0.104832	0.2	0.22	0.5
Selenium	0.258884	0.5	0.535	2
Manganese	0.038111	0.05	0.045	1.5
Molybdenum	0.136448	0.35	0.32	0.5
Nickel	0.116599	0.15	0.135	1
Silver	0.118848	0.2	0.205	0.5
Sodium	0.885548	2.4	2.08	100
Strontium	0.00252	0.005	0.995	0.25
Thallium	0.276988	0.7	0.595	1.5
Tin	0.08729	0.15	0.155	1
Titanium	0.014529	0.03	0.025	0.5
Vanadium	0.079068	0.15	0.175	0.5
Zinc	0.108432	0.2	0.33	1.5

1

2

3

4

5

6

7

8

9

10

11

12

13

14

15

16

Detection Check Standard

Matrix: Water
 Method: 200.7/6010
 Preparation: 200.7P/3010
 Date Analyzed: 3/29/2013
 Date Prepared: 3/28/2013
 Instrument: Thermo 6500
 TALs Batches: 102868, 102755p
 Units: mg/L

Analyte	MDL	DCS Spike	Measured Result	MQL
Aluminum	0.006	0.02	0.0177	0.5
Antimony	0.0063	0.01	0.0105	0.05
Arsenic	0.0033	0.01	0.0077	0.01
Barium	0.0022	0.005	0.0026	0.02
Beryllium	0.00134	0.002	0.0042	0.005
Boron	0.0077	0.02	0.0193	0.2
Cadmium	0.00073	0.001	0.001	0.005
Calcium	0.022	0.05	0.0583	1
Chromium	0.0016	0.002	0.0037	0.01
Cobalt	0.00063	0.001	0.0012	0.01
Copper	0.0014	0.002	0.0012	0.01
Iron	0.087	0.1	0.1011	0.4
Lithium	0.0024	0.005	0.0043	0.2
Lead	0.0029	0.005	0.005	0.01
Selenium	0.0042	0.01	0.0083	0.04
Manganese	0.00084	0.002	0.002	0.01
Molybdenum	0.0027	0.005	0.0048	0.01
Nickel	0.00179	0.005	0.0043	0.01
Silver	0.0012	0.0025	0.0024	0.01
Sodium	0.02	0.05	0.0465	1
Strontium	0.0005	0.001	0.001	0.005
Thallium	0.0078	0.02	0.0184	0.03
Tin	0.0028	0.005	0.0049	0.01
Titanium	0.0011	0.002	0.0023	0.01
Vanadium	0.0017	0.002	0.0048	0.01
Zinc	0.0022	0.005	0.0065	0.01

Case Narrative

Client: Pastor, Behling & Wheeler LLC
Project/Site: Exide Recycling Center, Frisco TX Projec

TestAmerica Job ID: 600-72907-1

Job ID: 600-72907-1

Laboratory: TestAmerica Houston

Narrative

Job Narrative
600-72907-1

Comments

No additional comments.

Receipt

The samples were received on 5/10/2013 8:34 AM; the samples arrived in good condition, properly preserved and, where required, on ice. The temperature of the cooler at receipt was 7.8° C.

- 1
- 2
- 3
- 4
- 5
- 6
- 7
- 8
- 9
- 10
- 11
- 12
- 13
- 14
- 15
- 16

Method Summary

Client: Pastor, Behling & Wheeler LLC
 Project/Site: Exide Recycling Center, Frisco TX Projec

TestAmerica Job ID: 600-72907-1

Method	Method Description	Protocol	Laboratory
6010B	Metals (ICP)	SW846	TAL HOU
Moisture	Percent Moisture	EPA	TAL HOU

Protocol References:

EPA = US Environmental Protection Agency

SW846 = "Test Methods For Evaluating Solid Waste, Physical/Chemical Methods", Third Edition, November 1986 And Its Updates.

Laboratory References:

TAL HOU = TestAmerica Houston, 6310 Rothway Street, Houston, TX 77040, TEL (713)690-4444

Sample Summary

Client: Pastor, Behling & Wheeler LLC
Project/Site: Exide Recycling Center, Frisco TX Projec

TestAmerica Job ID: 600-72907-1

Lab Sample ID	Client Sample ID	Matrix	Collected	Received
600-72907-1	2013-BG-12 (0-2)	Solid	05/09/13 08:35	05/10/13 08:34
600-72907-2	2013-BG-11 (0-2)	Solid	05/09/13 08:50	05/10/13 08:34
600-72907-3	2013-BG-13 (0-2)	Solid	05/09/13 09:05	05/10/13 08:34
600-72907-4	2013-BG-Equip Blank	Water	05/09/13 09:10	05/10/13 08:34

- 1
- 2
- 3
- 4
- 5
- 6
- 7
- 8
- 9
- 10
- 11
- 12
- 13
- 14
- 15
- 16

Client Sample Results

Client: Pastor, Behling & Wheeler LLC
 Project/Site: Exide Recycling Center, Frisco TX Projec

TestAmerica Job ID: 600-72907-1

Client Sample ID: 2013-BG-12 (0-2)

Date Collected: 05/09/13 08:35

Date Received: 05/10/13 08:34

Lab Sample ID: 600-72907-1

Matrix: Solid

Percent Solids: 69.1

Method: 6010B - Metals (ICP)

Analyte	Result	Qualifier	MQL (Adj)	SDL	Unit	D	Prepared	Analyzed	Dil Fac
Lead	27.5		0.696	0.146	mg/Kg	☼	05/10/13 17:37	05/13/13 23:37	1

General Chemistry

Analyte	Result	Qualifier	MQL (Adj)	SDL	Unit	D	Prepared	Analyzed	Dil Fac
Percent Moisture	31		1.0	1.0	%			05/10/13 14:34	1
Percent Solids	69		1.0	1.0	%			05/10/13 14:34	1

Client Sample ID: 2013-BG-11 (0-2)

Date Collected: 05/09/13 08:50

Date Received: 05/10/13 08:34

Lab Sample ID: 600-72907-2

Matrix: Solid

Percent Solids: 87.3

Method: 6010B - Metals (ICP)

Analyte	Result	Qualifier	MQL (Adj)	SDL	Unit	D	Prepared	Analyzed	Dil Fac
Lead	20.6		0.573	0.120	mg/Kg	☼	05/10/13 17:37	05/13/13 23:47	1

General Chemistry

Analyte	Result	Qualifier	MQL (Adj)	SDL	Unit	D	Prepared	Analyzed	Dil Fac
Percent Moisture	13		1.0	1.0	%			05/10/13 14:34	1
Percent Solids	87		1.0	1.0	%			05/10/13 14:34	1

Client Sample ID: 2013-BG-13 (0-2)

Date Collected: 05/09/13 09:05

Date Received: 05/10/13 08:34

Lab Sample ID: 600-72907-3

Matrix: Solid

Percent Solids: 68.8

Method: 6010B - Metals (ICP)

Analyte	Result	Qualifier	MQL (Adj)	SDL	Unit	D	Prepared	Analyzed	Dil Fac
Lead	18.9		0.726	0.152	mg/Kg	☼	05/13/13 13:37	05/13/13 17:52	1

General Chemistry

Analyte	Result	Qualifier	MQL (Adj)	SDL	Unit	D	Prepared	Analyzed	Dil Fac
Percent Moisture	31		1.0	1.0	%			05/10/13 14:34	1
Percent Solids	69		1.0	1.0	%			05/10/13 14:34	1

Client Sample ID: 2013-BG-Equip Blank

Date Collected: 05/09/13 09:10

Date Received: 05/10/13 08:34

Lab Sample ID: 600-72907-4

Matrix: Water

Method: 6010B - Metals (ICP)

Analyte	Result	Qualifier	MQL (Adj)	SDL	Unit	D	Prepared	Analyzed	Dil Fac
Lead	0.145	U	0.500	0.145	mg/L		05/10/13 08:27	05/13/13 12:06	50

TestAmerica Houston

Definitions/Glossary

Client: Pastor, Behling & Wheeler LLC
 Project/Site: Exide Recycling Center, Frisco TX Project

TestAmerica Job ID: 600-72907-1

Qualifiers

Metals

Qualifier	Qualifier Description
U	Analyte was not detected at or above the SDL.

Glossary

Abbreviation	These commonly used abbreviations may or may not be present in this report.
□	Listed under the "D" column to designate that the result is reported on a dry weight basis
%R	Percent Recovery
CNF	Contains no Free Liquid
DER	Duplicate error ratio (normalized absolute difference)
DL, RA, RE, IN	Indicates a Dilution, Re-analysis, Re-extraction, or additional Initial metals/anion analysis of the sample
DLC	Decision level concentration
MDA	Minimum detectable activity
EDL	Estimated Detection Limit
MDC	Minimum detectable concentration
MDL	Method Detection Limit
ML	Minimum Level (Dioxin)
ND	Not detected at the reporting limit (or MDL or EDL if shown)
PQL	Practical Quantitation Limit
QC	Quality Control
RER	Relative error ratio
RL	Reporting Limit or Requested Limit (Radiochemistry)
RPD	Relative Percent Difference, a measure of the relative difference between two points
TEF	Toxicity Equivalent Factor (Dioxin)
TEQ	Toxicity Equivalent Quotient (Dioxin)

QC Sample Results

Client: Pastor, Behling & Wheeler LLC
 Project/Site: Exide Recycling Center, Frisco TX Projec

TestAmerica Job ID: 600-72907-1

Method: 6010B - Metals (ICP)

Lab Sample ID: MB 600-105843/1-A
 Matrix: Water
 Analysis Batch: 105971

Client Sample ID: Method Blank
 Prep Type: Total/NA
 Prep Batch: 105843

Analyte	MB Result	MB Qualifier	MQL (Adj)	SDL	Unit	D	Prepared	Analyzed	Dil Fac
Lead	0.00290	U	0.0100	0.00290	mg/L		05/10/13 08:27	05/13/13 11:07	1

Lab Sample ID: LCS 600-105843/2-A
 Matrix: Water
 Analysis Batch: 105971

Client Sample ID: Lab Control Sample
 Prep Type: Total/NA
 Prep Batch: 105843

Analyte	Spike Added	LCS Result	LCS Qualifier	Unit	D	%Rec	%Rec. Limits
Lead	1.00	0.9682		mg/L		97	80 - 120

Lab Sample ID: MB 600-105922/1-A
 Matrix: Solid
 Analysis Batch: 106003

Client Sample ID: Method Blank
 Prep Type: Total/NA
 Prep Batch: 105922

Analyte	MB Result	MB Qualifier	MQL (Adj)	SDL	Unit	D	Prepared	Analyzed	Dil Fac
Lead	0.105	U	0.500	0.105	mg/Kg		05/10/13 17:37	05/13/13 23:02	1

Lab Sample ID: LCSSRM 600-105922/2-A
 Matrix: Solid
 Analysis Batch: 106003

Client Sample ID: Lab Control Sample
 Prep Type: Total/NA
 Prep Batch: 105922

Analyte	Spike Added	LCSSRM Result	LCSSRM Qualifier	Unit	D	%Rec	%Rec. Limits
Lead	76.9	81.54		mg/Kg		106.0	81.3 - 118.7

Lab Sample ID: 600-72907-1 MS
 Matrix: Solid
 Analysis Batch: 106003

Client Sample ID: 2013-BG-12 (0-2)
 Prep Type: Total/NA
 Prep Batch: 105922

Analyte	Sample Result	Sample Qualifier	Spike Added	MS Result	MS Qualifier	Unit	D	%Rec	%Rec. Limits
Lead	27.5		67.0	103.4		mg/Kg	☼	113	75 - 125

Lab Sample ID: 600-72907-1 MSD
 Matrix: Solid
 Analysis Batch: 106003

Client Sample ID: 2013-BG-12 (0-2)
 Prep Type: Total/NA
 Prep Batch: 105922

Analyte	Sample Result	Sample Qualifier	Spike Added	MSD Result	MSD Qualifier	Unit	D	%Rec	%Rec. Limits	RPD	RPD Limit
Lead	27.5		68.9	93.14		mg/Kg	☼	95	75 - 125	10	20

Lab Sample ID: 600-72907-1 DU
 Matrix: Solid
 Analysis Batch: 106003

Client Sample ID: 2013-BG-12 (0-2)
 Prep Type: Total/NA
 Prep Batch: 105922

Analyte	Sample Result	Sample Qualifier	DU Result	DU Qualifier	Unit	D	RPD	RPD Limit
Lead	27.5		25.55		mg/Kg	☼	7	20

TestAmerica Houston

QC Sample Results

Client: Pastor, Behling & Wheeler LLC
 Project/Site: Exide Recycling Center, Frisco TX Projec

TestAmerica Job ID: 600-72907-1

Method: 6010B - Metals (ICP) (Continued)

Lab Sample ID: MB 600-105993/1-A
 Matrix: Solid
 Analysis Batch: 106003

Client Sample ID: Method Blank
 Prep Type: Total/NA
 Prep Batch: 105993

Analyte	MB Result	MB Qualifier	MQL (Adj)	SDL	Unit	D	Prepared	Analyzed	Dil Fac
Lead	0.105	U	0.500	0.105	mg/Kg		05/13/13 13:37	05/13/13 17:47	1

Lab Sample ID: LCSSRM 600-105993/2-A
 Matrix: Solid
 Analysis Batch: 106003

Client Sample ID: Lab Control Sample
 Prep Type: Total/NA
 Prep Batch: 105993

Analyte	Spike Added	LCSSRM Result	LCSSRM Qualifier	Unit	D	%Rec	%Rec. Limits
Lead	76.9	74.18		mg/Kg		96.5	81.3 - 118.7

- 1
- 2
- 3
- 4
- 5
- 6
- 7
- 8
- 9
- 10
- 11
- 12
- 13
- 14
- 15
- 16

Unadjusted Detection Limits

Client: Pastor, Behling & Wheeler LLC
 Project/Site: Exide Recycling Center, Frisco TX Projec

TestAmerica Job ID: 600-72907-1

Method: 6010B - Metals (ICP)

Analyte	MQL	MDL	Units	Method
Lead	0.500	0.105	mg/Kg	6010B
Lead	0.0100	0.00290	mg/L	6010B

General Chemistry

Analyte	MQL	MDL	Units	Method
Percent Moisture	1.0	1.0	%	Moisture
Percent Solids	1.0	1.0	%	Moisture

QC Association Summary

Client: Pastor, Behling & Wheeler LLC
 Project/Site: Exide Recycling Center, Frisco TX Projec

TestAmerica Job ID: 600-72907-1

Metals

Prep Batch: 105843

Lab Sample ID	Client Sample ID	Prep Type	Matrix	Method	Prep Batch
600-72907-4	2013-BG-Equip Blank	Total/NA	Water	3010A	
LCS 600-105843/2-A	Lab Control Sample	Total/NA	Water	3010A	
MB 600-105843/1-A	Method Blank	Total/NA	Water	3010A	

Prep Batch: 105922

Lab Sample ID	Client Sample ID	Prep Type	Matrix	Method	Prep Batch
600-72907-1	2013-BG-12 (0-2)	Total/NA	Solid	3050B	
600-72907-1 DU	2013-BG-12 (0-2)	Total/NA	Solid	3050B	
600-72907-1 MS	2013-BG-12 (0-2)	Total/NA	Solid	3050B	
600-72907-1 MSD	2013-BG-12 (0-2)	Total/NA	Solid	3050B	
600-72907-2	2013-BG-11 (0-2)	Total/NA	Solid	3050B	
LCSSRM 600-105922/2-A	Lab Control Sample	Total/NA	Solid	3050B	
MB 600-105922/1-A	Method Blank	Total/NA	Solid	3050B	

Analysis Batch: 105971

Lab Sample ID	Client Sample ID	Prep Type	Matrix	Method	Prep Batch
600-72907-4	2013-BG-Equip Blank	Total/NA	Water	6010B	105843
LCS 600-105843/2-A	Lab Control Sample	Total/NA	Water	6010B	105843
MB 600-105843/1-A	Method Blank	Total/NA	Water	6010B	105843

Prep Batch: 105993

Lab Sample ID	Client Sample ID	Prep Type	Matrix	Method	Prep Batch
600-72907-3	2013-BG-13 (0-2)	Total/NA	Solid	3050B	
LCSSRM 600-105993/2-A	Lab Control Sample	Total/NA	Solid	3050B	
MB 600-105993/1-A	Method Blank	Total/NA	Solid	3050B	

Analysis Batch: 106003

Lab Sample ID	Client Sample ID	Prep Type	Matrix	Method	Prep Batch
600-72907-1	2013-BG-12 (0-2)	Total/NA	Solid	6010B	105922
600-72907-1 DU	2013-BG-12 (0-2)	Total/NA	Solid	6010B	105922
600-72907-1 MS	2013-BG-12 (0-2)	Total/NA	Solid	6010B	105922
600-72907-1 MSD	2013-BG-12 (0-2)	Total/NA	Solid	6010B	105922
600-72907-2	2013-BG-11 (0-2)	Total/NA	Solid	6010B	105922
600-72907-3	2013-BG-13 (0-2)	Total/NA	Solid	6010B	105993
LCSSRM 600-105922/2-A	Lab Control Sample	Total/NA	Solid	6010B	105922
LCSSRM 600-105993/2-A	Lab Control Sample	Total/NA	Solid	6010B	105993
MB 600-105922/1-A	Method Blank	Total/NA	Solid	6010B	105922
MB 600-105993/1-A	Method Blank	Total/NA	Solid	6010B	105993

General Chemistry

Analysis Batch: 105891

Lab Sample ID	Client Sample ID	Prep Type	Matrix	Method	Prep Batch
600-72907-1	2013-BG-12 (0-2)	Total/NA	Solid	Moisture	
600-72907-2	2013-BG-11 (0-2)	Total/NA	Solid	Moisture	
600-72907-3	2013-BG-13 (0-2)	Total/NA	Solid	Moisture	

TestAmerica Houston

Lab Chronicle

Client: Pastor, Behling & Wheeler LLC
 Project/Site: Exide Recycling Center, Frisco TX Projec

TestAmerica Job ID: 600-72907-1

Client Sample ID: 2013-BG-12 (0-2)

Date Collected: 05/09/13 08:35

Date Received: 05/10/13 08:34

Lab Sample ID: 600-72907-1

Matrix: Solid

Percent Solids: 69.1

Prep Type	Batch Type	Batch Method	Run	Dilution Factor	Batch Number	Prepared or Analyzed	Analyst	Lab
Total/NA	Prep	3050B			105922	05/10/13 17:37	NER	TAL HOU
Total/NA	Analysis	6010B		1	106003	05/13/13 23:37	DCL	TAL HOU
Total/NA	Analysis	Moisture		1	105891	05/10/13 14:34	AS	TAL HOU

Client Sample ID: 2013-BG-11 (0-2)

Date Collected: 05/09/13 08:50

Date Received: 05/10/13 08:34

Lab Sample ID: 600-72907-2

Matrix: Solid

Percent Solids: 87.3

Prep Type	Batch Type	Batch Method	Run	Dilution Factor	Batch Number	Prepared or Analyzed	Analyst	Lab
Total/NA	Prep	3050B			105922	05/10/13 17:37	NER	TAL HOU
Total/NA	Analysis	6010B		1	106003	05/13/13 23:47	DCL	TAL HOU
Total/NA	Analysis	Moisture		1	105891	05/10/13 14:34	AS	TAL HOU

Client Sample ID: 2013-BG-13 (0-2)

Date Collected: 05/09/13 09:05

Date Received: 05/10/13 08:34

Lab Sample ID: 600-72907-3

Matrix: Solid

Percent Solids: 68.8

Prep Type	Batch Type	Batch Method	Run	Dilution Factor	Batch Number	Prepared or Analyzed	Analyst	Lab
Total/NA	Prep	3050B			105993	05/13/13 13:37	NER	TAL HOU
Total/NA	Analysis	6010B		1	106003	05/13/13 17:52	DCL	TAL HOU
Total/NA	Analysis	Moisture		1	105891	05/10/13 14:34	AS	TAL HOU

Client Sample ID: 2013-BG-Equip Blank

Date Collected: 05/09/13 09:10

Date Received: 05/10/13 08:34

Lab Sample ID: 600-72907-4

Matrix: Water

Prep Type	Batch Type	Batch Method	Run	Dilution Factor	Batch Number	Prepared or Analyzed	Analyst	Lab
Total/NA	Prep	3010A			105843	05/10/13 08:27	NER	TAL HOU
Total/NA	Analysis	6010B		50	105971	05/13/13 12:06	DCL	TAL HOU

Laboratory References:

TAL HOU = TestAmerica Houston, 6310 Rothway Street, Houston, TX 77040, TEL (713)690-4444

Certification Summary

Client: Pastor, Behling & Wheeler LLC
 Project/Site: Exide Recycling Center, Frisco TX Projec

TestAmerica Job ID: 600-72907-1

Laboratory: TestAmerica Houston

All certifications held by this laboratory are listed. Not all certifications are applicable to this report.

Authority	Program	EPA Region	Certification ID	Expiration Date
Arkansas DEQ	State Program	6	88-0759	08-04-12 *
Louisiana	NELAP	6	01967	06-30-13
Oklahoma	State Program	6	9503	08-31-13
Texas	NELAP	6	T104704223-10-6-TX	10-31-13
USDA	Federal		P330-08-00217	04-01-14
Utah	NELAP	8	GULF	10-31-13

* Expired certification is currently pending renewal and is considered valid.

TestAmerica Houston



TestAmerica

THE LEADER IN ENVIRONMENTAL TESTING

Temperature on Receipt _____
 Drinking Water? Yes No

Chain of Custody Record

TAL-4124 (1007)

Client: **PBW LLC** Project Manager: **Tim Nickels, will Viere** Date: **5-9-13** Chain of Custody Number: **205013**

Address: **2201 Double Creek Dr, 4004 Round Rock TX 78664** Telephone Number (Area Code)/Fax Number: _____ Lab Number: _____ Page: **1** of _____

Site Contact: _____ Lab Contact: _____

Project Name and Location (State): **Background sampling - Former Background** Carrier/Waybill Number: _____

Contract/Purchase Order/Quote No.: **1755**

Sample I.D. No. and Description (Containers for each sample may be combined on one line)	Date	Time	Matrix				Containers & Preservatives					Analysis (Attach list if more space is needed)	
			Aqueous	Sed.	Soil	Unpres.	H2SO4	HNO3	HCl	NaOH	ZnAc		H2O2
2013-BG-12(O-Z)	5-9-13	8:35			X	X							
2013-BG-11(O-Z)		8:50				X							
2013-BG-13(O-Z)		9:05				X							
2013-BG-Equip Blank		9:10	X										



Special Instructions/
Conditions of Receipt

Possible Hazard Identification:
 Non-Hazard Flammable Skin Irritant Poison B Unknown Return To Client Disposal By Lab Archive For **6** Months (A fee may be assessed if samples are retained longer than 1 month)

Turn Around Time Required:
 24 Hours 48 Hours 7 Days 14 Days 21 Days Other _____

QC Requirements (Specify): **TKRF-13**

1. Relinquished By: **W. Stelcave** Date: **5/9/13** Time: **1415**

2. Relinquished By: **W. Stelcave** Date: **5/9/13** Time: **1740**

3. Relinquished By: _____ Date: _____ Time: _____

1. Received By: **M. McCave** Date: **5/9/13** Time: **1415**

2. Received By: _____ Date: _____ Time: _____

3. Received By: **W. Stelcave** Date: **05/10/13** Time: **0834**

Comments: _____



Login Sample Receipt Checklist

Client: Pastor, Behling & Wheeler LLC

Job Number: 600-72907-1

Login Number: 72907**List Source: TestAmerica Houston****List Number: 1****Creator: Pulumbarit, Josh**

Question	Answer	Comment
Radioactivity wasn't checked or is <=/ background as measured by a survey meter.	True	
The cooler's custody seal, if present, is intact.	True	
Sample custody seals, if present, are intact.	True	
The cooler or samples do not appear to have been compromised or tampered with.	True	
Samples were received on ice.	True	
Cooler Temperature is acceptable.	True	
Cooler Temperature is recorded.	True	7.8
COC is present.	True	
COC is filled out in ink and legible.	True	
COC is filled out with all pertinent information.	True	
Is the Field Sampler's name present on COC?	True	
There are no discrepancies between the containers received and the COC.	True	
Samples are received within Holding Time.	True	
Sample containers have legible labels.	True	
Containers are not broken or leaking.	True	
Sample collection date/times are provided.	True	
Appropriate sample containers are used.	True	
Sample bottles are completely filled.	True	
Sample Preservation Verified.	True	
There is sufficient vol. for all requested analyses, incl. any requested MS/MSDs	True	
Containers requiring zero headspace have no headspace or bubble is <6mm (1/4").	True	
Multiphasic samples are not present.	True	
Samples do not require splitting or compositing.	True	
Residual Chlorine Checked.	True	

Data Usability Summary

Exide Recycling Center

May 9, 2013 Soil Sampling Event

TestAmerica Laboratories DATA PACKAGE 600-72907-1

Pastor, Behling & Wheeler, LLC reviewed one data package from TestAmerica Laboratories in Houston, Texas for the analysis of the soil samples collected May 9, 2013 from the EPA-approved background study area in Frisco, Texas. Data were reviewed for conformance to the requirements of the guidance document, *Review and Reporting of COC Concentration Data* (RG-366/TRRP-13) and adherence to project objectives. At the time the laboratory data were generated for the project, TestAmerica Laboratories was NELAC-accredited under the Texas Laboratory Accreditation Program for the matrices, analytes and methods of analysis requested on the chain-of-custody documentation.

Intended Use of Data: To provide current data on concentrations of lead in soil.

Analyses requested included:

- Method SW6010B – Metals (ICP)

Data were reviewed and validated as described in *Review and Reporting of COC Concentration Data*, (RG-366/TRRP-13) and the results of the review/validation are discussed in this Data Usability Summary (DUS). The following laboratory submittals and field data were examined:

- the reportable data,
- case narratives, and
- the field notes with respect to field instrument calibrations, filtering procedures, sampling procedures preservation procedures prior to shipping the samples to the laboratory.

The results of supporting quality control (QC) analyses were summarized in the Laboratory Review Checklists (LRCs), Exception Reports, and case narrative, all of which were included in this review.

Introduction

Three (3) soil samples were collected and analyzed for lead. Table 1 lists the sample identifications cross-referenced to the laboratory identifications.

Project Objectives

Project QA/QC objectives were established as the TRRP-13 recommended control limits:

- For organic analytes: percent recoveries between 60% and 140%, relative percent differences (RPD) within 40%, and
- For inorganic analytes: percent recoveries between 70% and 130%, RPD within 30%.

DATA REVIEW / VALIDATION RESULTS

Analytical Results

Soil analytical results for lead are reported corrected for moisture content. None of the sample data were qualified.

Preservation and Holding Times

Samples were evaluated for agreement with the chain-of-custody (COC). Samples were received in appropriate containers in good condition. Paperwork was filled out properly. Sample receipt temperatures were within the acceptance criteria. Samples were preserved in the field as specified in SW-846 Table 2-40(B). Samples were prepared and analyzed within holding times as specified in SW-846 Table 2-40(B).

Calibrations

The LRC indicates the initial calibration and continuing calibration data met SW-846 method requirements for metals.

Blanks

Lead was reported as non-detect (ND) in the equipment blank submitted with the soil samples to the laboratory. The laboratory method blank was within project control limits.

Laboratory Control Samples

Laboratory control sample (LCS) recoveries were within the project control limits for lead.

Matrix Spike/Matrix Spike Duplicates

MS/MSD precision and accuracy results were within the project-defined QC acceptance criteria for lead.

Laboratory Certification

At the time the laboratory data were generated for this project, the laboratory was NELAC accredited under the Texas Laboratory Accreditation Program (TLAP) for the matrices, methods and parameters of analysis requested on the chain-of-custody.

Field Precision

Field duplicate samples were not collected.

Field Procedures

Samples were collected using documented SOPs.

SUMMARY

The analytical data are usable for the purpose of determining current lead concentrations in the soil at the affected property.

Table 1. Cross-Reference Field Sample Identifications and Laboratory Identifications

Field Identification	Laboratory Identification
2013-BG-12 (0-2)	600-72907-1
2013-BG-11 (0-2)	600-72907-2
2013-BG-13 (0-2)	600-72907-3
2013-BG-Equip Blank	600-72907-4

Prepared by: Kate McCarthy, PGDate: May 21, 2013

Attachment 2
Pages from Gibbons (1994)

STATISTICAL METHODS FOR GROUNDWATER MONITORING

Robert D. Gibbons
University of Illinois at Chicago



A WILEY-INTERSCIENCE PUBLICATION

JOHN WILEY & SONS, INC.

New York • Chichester • Brisbane • Toronto • Singapore

allowable, the costly verification stage would not be required. This two-stage procedure is quite similar to the prediction limit approach described by Davis and McNichols (1987).

4.2 NORMAL TOLERANCE LIMITS

Assume that we have available estimates \bar{x} and s of the mean and standard deviation based on n background observations with degrees of freedom $f = n - 1$ from a normal distribution. We require the factor K from the two-sided interval

$$\bar{x} \pm Ks \quad (4.1)$$

which leads to the statement, "At least a proportion P of the normal population is between $\bar{x} - Ks$ and $\bar{x} + Ks$ with confidence $1 - \alpha$." Wald and Wolfowitz (1946) showed that K can be approximated by

$$K \sim ru \quad (4.2)$$

where r is a function of n and P and is determined from the normal distribution

$$\frac{1}{\sqrt{2\pi}} \int_{(1/\sqrt{n})-r}^{(1/\sqrt{n})+r} \exp\left(-\frac{x^2}{2}\right) dx = P \quad (4.3)$$

and u is a function of f and α and is defined as the $(1 - \alpha)100\%$ of the chi-square distribution as

$$u = \sqrt{\frac{f}{\chi_{\alpha, f}^2}} \quad (4.4)$$

By selecting a coverage probability P , (4.3) may be solved for r (since n is known), and by selecting a confidence level P , (4.4) may be solved for u (since $f = n - 1$ is known). Two-sided values of K are provided in Table 4.1 for $n = 4$ to ∞ , 95% confidence and 95% and 99% coverage.

For one-sided tolerance limits $\bar{x} + Ks$, we require the factor K which leads to the statement, "At least a proportion P of the normal population is less than $\bar{x} + Ks$ with confidence $1 - \alpha$." Owen (1962) determines K by

$$\Pr\{(\text{noncentral } t \text{ with } \delta = z\sqrt{n}) \leq K\sqrt{n}\} = 1 - \alpha \quad (4.5)$$

where δ is the noncentrality parameter of the noncentral t -distribution with

86 TOLERANCE INTERVALS

TABLE 4.1 Factors (K) for Constructing Two-Sided Normal Tolerance Limits ($\bar{x} \pm Ks$) for 95% Confidence and 95% and 99% Coverage

n	95% Coverage	99% Coverage
4	6.370	8.299
5	5.079	6.634
6	4.414	5.775
7	4.007	5.248
8	3.732	4.891
9	3.532	4.631
10	3.379	4.433
11	3.259	4.277
12	3.169	4.150
13	3.081	4.044
14	3.012	3.955
15	2.954	3.878
16	2.903	3.812
17	2.858	3.754
18	2.819	3.702
19	2.784	3.656
20	2.752	3.615
21	2.723	3.577
22	2.697	3.543
23	2.673	3.512
24	2.651	3.483
25	2.631	3.457
30	2.549	3.350
35	2.490	3.272
40	2.445	3.212
50	2.379	3.126
60	2.333	3.066
80	2.272	2.986
100	2.233	2.934
500	2.070	2.721
∞	1.960	2.576

$f = n - 1$ degrees of freedom, and z is defined by

$$\frac{1}{\sqrt{2\pi}} \int_{-\infty}^z \exp\left(-\frac{x^2}{2}\right) dx = P \quad (4.6)$$

One-sided values of K are provided in Table 4.2 for $n = 4$ to ∞ , 95% confidence and 95% and 99% coverage.

To illustrate the differences between tolerance and prediction limits, Figure 4.1 displays power curves for a 95% confidence normal prediction

limit for the $n = 20$, and prediction limit and 95% confidence coverage. Figure 4.1 compares tolerance and prediction limits. The prediction limit that is 95% confidence coverage is shown.

TABLE 4.2 Factors (K) for Constructing One-Sided Normal Tolerance Limits ($\bar{x} + Ks$) for 95% Confidence and 95% and 99% Coverage

n	95% Coverage	99% Coverage
4	5.144	7.042
5	4.210	5.749
6	3.711	5.065
7	3.401	4.643
8	3.188	4.355
9	3.032	4.144
10	2.911	3.981
11	2.815	3.852
12	2.736	3.747
13	2.670	3.659
14	2.614	3.585
15	2.566	3.520
16	2.523	3.463
17	2.486	3.414
18	2.453	3.370
19	2.423	3.331
20	2.396	3.295
21	2.371	3.262
22	2.350	3.233
23	2.329	3.206
24	2.309	3.181
25	2.292	3.158
30	2.220	3.064
35	2.166	2.994
40	2.126	2.941
50	2.065	2.863
60	2.022	2.807
80	1.965	2.733
100	1.927	2.684
500	1.763	2.475
∞	1.645	2.326

limit for the next $k = 100$ measurements based on a previous sample of $n = 20$, and a corresponding 95% confidence 95% coverage normal tolerance limit and 95% confidence 99% coverage normal tolerance limit. Inspection of Figure 4.1 reveals that the probability of failing at least one of the 100 comparisons by chance alone is much greater for the tolerance limits which have expected failure rates of 1% and 5%, respectively, versus the prediction limit that is designed to include 100% of the next 100 measurements with 95% confidence. Use of these two alternative limits for groundwater detection monitoring is anything but a "matter of personal preference."

(4.6)

$n = 4$ to ∞ , 95%

prediction limits,
normal prediction

Attachment 3
ProUCL Outlier Test Output

Arsenic Outlier Test

User Selected Options	Outlier Tests for Selected Variables
From File	WorkSheet.wst
Full Precision	OFF
Test for Suspected Outliers with Dixon test	1
Test for Suspected Outliers with Rosner test	1

Dixon's Outlier Test for C0

Number of data = 10

10% critical value: 0.409

5% critical value: 0.477

1% critical value: 0.597

1. Data Value 14.8 is a Potential Outlier (Upper Tail)?

Test Statistic: 0.435

For 10% significance level, 14.8 is an outlier.

For 5% significance level, 14.8 is not an outlier.

For 1% significance level, 14.8 is not an outlier.

2. Data Value 9.29 is a Potential Outlier (Lower Tail)?

Test Statistic: 0.136

For 10% significance level, 9.29 is not an outlier.

For 5% significance level, 9.29 is not an outlier.

For 1% significance level, 9.29 is not an outlier.

Lead Outlier Test 1

User Selected Options	Outlier Tests for Selected Variables
From File	WorkSheet.wst
Full Precision	OFF
Test for Suspected Outliers with Dixon test	1
Test for Suspected Outliers with Rosner test	1

Dixon's Outlier Test for C0

Number of data = 11

10% critical value: 0.517

5% critical value: 0.576

1% critical value: 0.679

1. Data Value 27.5 is a Potential Outlier (Upper Tail)?

Test Statistic: 0.476

For 10% significance level, 27.5 is not an outlier.

For 5% significance level, 27.5 is not an outlier.

For 1% significance level, 27.5 is not an outlier.

2. Data Value 11.5 is a Potential Outlier (Lower Tail)?

Test Statistic: 0.136

For 10% significance level, 11.5 is not an outlier.

For 5% significance level, 11.5 is not an outlier.

For 1% significance level, 11.5 is not an outlier.

Lead Outlier Test 2

User Selected Options	Outlier Tests for Selected Variables
From File	WorkSheet.wst
Full Precision	OFF
Test for Suspected Outliers with Dixon test	1
Test for Suspected Outliers with Rosner test	1

Dixon's Outlier Test for C0

Number of data = 12

10% critical value: 0.49

5% critical value: 0.546

1% critical value: 0.642

1. Data Value 67.6 is a Potential Outlier (Upper Tail)?

Test Statistic: 0.799

For 10% significance level, 67.6 is an outlier.

For 5% significance level, 67.6 is an outlier.

For 1% significance level, 67.6 is an outlier.

2. Data Value 11.5 is a Potential Outlier (Lower Tail)?

Test Statistic: 0.106

For 10% significance level, 11.5 is not an outlier.

For 5% significance level, 11.5 is not an outlier.

For 1% significance level, 11.5 is not an outlier.

Appendix 9

Development of Non-Default RBELs and PCLs

Appendix 9 Development of Non-Default RBELs and PCLs

Tier 2 Soil PCL Development

In accordance with TRRP Rule §350.75(c)(1), Tier 2 ^{GW}Soil_{Class3} PCLs were developed for arsenic, cadmium, lead, and selenium using site-specific data and equation provided in TRRP Figure 30 TAC §350.75(b)(1). The TRRP Tier 2 ^{GW}Soil_{Class3} PCL calculations for these COCs are presented in Table A9.1. Site-specific pH soil sample results were used to determine soil-water partition coefficient (Kd) values for calculating Tier 2 PCLs in accordance with 30 TAC §350.73(f)(1). Sixty-five soil samples were evaluated for pH; the results are presented in Table 4E. The average pH value for soils was 7.5, with corresponding Kd values of 30 L/kg for arsenic, 590 L/kg for cadmium, 1830 L/kg for lead, and 3.1 L/kg for selenium (based on TRRP Figure 30 TAC §350.73(e)(1)(A) for lead in clayey soils and Figure 30 TAC §350.73(f)(1)(C) for other metals).

TPH Mixture Soil RAL Development

A Tier 1 TPH Mixture RAL was developed in accordance with RG-366/TRRP-27, *Development of Human Health PCLs for Total Petroleum Hydrocarbon Mixtures* (TCEQ, 2010c), to evaluate TPH in surface soil at the Site. The TPH Mixture RAL was calculated for the only soil sample analyzed for TPH that exceeded default Tier 1 TPH RALs, 2012-FWFS-9 (4-5), using TPH TX1006 fractionation data for the sample. The TPH Mixture RAL result is summarized in the table below:

Sample ID	Date Collected	^{Tot} Soil _{Comb} Res 30-Acre RAL _{TPH Mixture} (mg/kg)	Comments
2012-FWFS-9 (4-5')	4/29/2013	12,500	Protective of GW (^{GW} Soil _{Ing} HQ < 1; HI < 10)

The TPH concentration in soil sample 2012-FWFS-9 (4-5') did not exceed the calculated TPH Mixture RAL. No TPH soil sample concentrations exceeded the TPH Mixture RAL; therefore, a critical TPH Mixture PCL was not developed.

Based on the TCEQ guidance document RG-366/TRRP-27, if the Hazard Index (HI), which is the sum of the Hazard Quotients (HQ) for the ^{GW}Soil_{Ing} pathway, is less than 10 and HQ values are all less than 1, then TPH is protective of the underlying groundwater. For soil sample 2012-FWFS-9 (4-5'), HIs were less than 10 and HQs were less than 1; therefore, TPH is considered protective of groundwater at the Site, and only the ^{Tot}Soil_{Comb} (surface soil) PCL is applicable for determining the RAL for TPH. Summary tables of the calculations used for developing TPH Mixture PCLs are provided in this appendix as Tables A9.2 and A9.3. Although the TPH concentration in 2012-FWFS-9 (4-5') exceeds the theoretical soil saturation limit, as noted in Table A9.2, NAPL was not observed in this sample.

Recreational Surface Water PCL

While surface water at the Site is currently not available for general public contact because of fencing and site security, it may be in the future. In addition, surface water leaves the Site and may impact downstream recreational receptors. As such, and in accordance with TRRP-24, *Determining PCLs for Surface Water and Sediment* (TCEQ, 2007), contact recreation surface water PCLs were used to evaluate

the surface water data for human health receptors. TCEQ has developed Tier 1 Contact Recreation Surface Water PCLs (last update March 31, 2006) for receptors that occasionally contact surface water while wading, fishing, and other recreational pursuits.

There currently is not a contact recreation surface water PCL for lead because there is not a standard toxicity value for lead, which serves as the basis for the PCL calculation. However, a value of 1.5 mg/L was developed for this Site. This value was estimated using the drinking water standard for lead of 0.015 mg/L and scaling it to the assumptions used to calculate the contact recreation PCL of 50 mL water ingestion per day for 39 days per year and the relative drinking water assumptions of 2 L water ingestion per day for 350 days per year (TCEQ, 2007). The exposure difference for the contact recreation scenario is roughly 0.27 percent of the drinking water exposure and, therefore, the drinking water standard was divided by 1 percent to derive a contact recreation PCL that is fully protective of the receptor with occasional contact.

Recreational Sediment PCL

Like surface water, sediment may be contacted by trespassers to the site, if the use of the creeks change in the future, or if sediment is transported downstream. The TCEQ developed Tier 1 Sediment PCLs (last update March 31, 2006) for receptors occasionally contacting sediment while wading, fishing, and other recreational pursuits. These values were used in the assessment of sediment data as discussed in Section 7.0 of the APAR.

TABLE A9.1
TIER 2 RESIDENTIAL AND COMMERCIAL/INDUSTRIAL PCL DEVELOPMENT

EQUATIONS

$$K_{sw} = \frac{Pb}{(Kd * Pb + nw + na * H')}$$

SOURCE

Figure 30TAC350.75(b)(1)

$$^{GW}Soil = \frac{^{GW}GW * LDF * L2}{K_{sw} * L1}$$

Figure 30TAC350.75(b)(1)

PARAMETER DESCRIPTIONS**TRRP DEFAULT****VALUES USED****SOURCE**^{GW}GW_{Class3} = Residential and C/I Tier 1 PCL in Class 3 groundwater (mg/L)

TRRP Table of Residential PCLs for groundwater

^{GW}Soil = groundwater protective soil concentration (mg/kg)

calculated below

Kd = soil water partition coefficient

Chemical specific TRRP default for Kd values for metals

Pb = dry soil bulk density

1.67

TRRP default

na = air filled soil porosity

0.21

TRRP default

L1 = thickness of impacted soil zone

site-specific

1

Conservatively assumes impacted soils in contact with saturated zone

L2 = distance from top of impacted soil zone to groundwater

site-specific

1

Conservatively assumes impacted soils in contact with saturated zone

nw = volumetric water content of vadose zone soils (cm³-water/cm³-soil)

0.16

TRRP default

H' = dimensionless Henry's Law Constant

TRRP default

LDF = Lateral/leachate dilution factor

10

10

30 acre source area TRRP default

pH = soil pH

7.5

Average value from soil borings

Soil Type

Clay

Site investigation activities

TIER 2 RESIDENTIAL AND COMMERCIAL/INDUSTRIAL RESULTS SUMMARY

Compounds	^{GW} GW _{Class 3} mg/L	soil type	pH	<i>Kd</i> L/kg	Pb kg/L	na	nw	H'	<i>L1</i>	<i>L2</i>	<i>LDF</i>	K _{sw}	Tier 2 ^{GW} Soil _{Class 3} PCL (mg/Kg)
Lead	1.5E+00	Clay	7.5	1830	1.67	0.21	0.16	0.00E+00	1	1	10	0.00055	27,451
Cadmium	5.0E-01	Clay	7.5	590	1.67	0.21	0.16	0.00E+00	1	1	10	0.00169	2,950
Arsenic	1.0E+00	Clay	7.5	30	1.67	0.21	0.16	0.00E+00	1	1	10	0.03323	301
Selenium	5.0E+00	Clay	7.5	3	1.67	0.21	0.16	0.00E+00	1	1	10	0.31291	160

Notes:

For all compounds listed above, the residential and commercial/industrial ^{GW}GW_{Class3} values are the same.

TCEQ Texas Risk Reduction Program (TRRP) TPH Calculator (v 1.6a - 8/2011) for TCEQ Method 1006 Data - Input Sheet

Site Information: Former Operating Plant Sample ID: 2012-FWFS-9 (4-5) Calculation Date: June 29, 2013

Calculation by:		Name		▼ INPUT ▼		$MF_i = \frac{C_i}{\sum_{i=1}^n C_i}$		$X_i = \frac{\left(\frac{MF_i}{MW_i}\right)}{\sum_{i=1}^n \left(\frac{MF_i}{MW_i}\right)}$		$C_{sat,i} = S_i X_i \left[\frac{\theta_{oc} + K_{oc} \rho_s + \theta_{oc} H^T}{\rho_s} \right]$	
TCEQ Method 1006 Boiling Point Range	i	TCEQ Method 1006 Boiling Point Range Concentrations C _i (mg/kg)	Boiling Point Range Molecular Weight ¹ MW _i (g/mol)	Boiling Point Range Mass Fraction MF _i (-)	Mass Fraction / Molecular Wt Ratio MF _i /MW _i (mol/g)	Boiling Point Range Mole Fraction X _i (-)	Theoretical Soil Saturation Limit for TPH NAPL C _{sat,i} (mg/kg)	Test for Theoretical Saturation Limit (C _{sat,i})			
>C ₆ - C ₉ Aliphatic	1	5.58 mg/kg	81	1.15E-03	1.42E-05	2.71E-03	5.70E-01 mg/kg	Csat,1 EXCEEDED			
>C ₉ - C ₁₀ Aliphatic	2	5.30 mg/kg	100	1.10E-03	1.10E-05	2.09E-03	1.62E-01 mg/kg	Csat,2 EXCEEDED			
>C ₁₀ - C ₁₂ Aliphatic	3	67.00 mg/kg	130	1.39E-02	1.07E-04	2.03E-02	6.41E-01 mg/kg	Csat,3 EXCEEDED			
>C ₁₂ - C ₁₆ Aliphatic	4	856.00 mg/kg	160	1.77E-01	1.11E-03	2.11E-01	3.71E+00 mg/kg	Csat,4 EXCEEDED			
>C ₁₆ - C ₂₁ Aliphatic	5	999.00 mg/kg	200	2.07E-01	1.03E-03	1.97E-01	1.51E+00 mg/kg	Csat,5 EXCEEDED			
>C ₂₁ - C ₃₅ Aliphatic	6	1,110.00 mg/kg	270	2.29E-01	8.50E-04	1.62E-01	5.11E-01 mg/kg	Csat,6 EXCEEDED			
Transformer mineral oil (aliphatic)	7	126.00 mg/kg	270	2.60E-02	9.65E-05	1.84E-02	5.80E-02 mg/kg	Csat,7 EXCEEDED			
>C ₇ - C ₉ Aromatic	8	12.80 mg/kg	92	2.65E-03	2.88E-05	5.48E-03	1.20E+00 mg/kg	Csat,8 EXCEEDED			
>C ₉ - C ₁₀ Aromatic	9	14.40 mg/kg	120	2.98E-03	2.48E-05	4.73E-03	1.02E+00 mg/kg	Csat,9 EXCEEDED			
>C ₁₀ - C ₁₂ Aromatic	10	62.90 mg/kg	130	1.30E-02	1.00E-04	1.91E-02	2.49E+00 mg/kg	Csat,10 EXCEEDED			
>C ₁₂ - C ₁₆ Aromatic	11	684.00 mg/kg	150	1.41E-01	9.43E-04	1.80E-01	1.05E+01 mg/kg	Csat,11 EXCEEDED			
>C ₁₆ - C ₂₁ Aromatic	12	737.00 mg/kg	190	1.52E-01	8.02E-04	1.53E-01	3.16E+00 mg/kg	Csat,12 EXCEEDED			
>C ₂₁ - C ₃₅ Aromatic	13	157.00 mg/kg	240	3.25E-02	1.35E-04	2.58E-02	4.28E-02 mg/kg	Csat,13 EXCEEDED			
Transformer mineral oil (aromatic)			240	-	-	-	-	-			
Sum Aliphatic Fraction:		3,168.88 mg/kg	0.6551								
Sum Aromatic Fraction:		1,668.10 mg/kg	0.3449	= 1.00E+00	$\sum \left(\frac{MF_i}{MW_i}\right) = 5.25E-03 \text{ mol/g}$	= 1.00E+00					
SumTotal TPH:		4,836.98 mg/kg	1.0000	from TRRP Table [§350.73(4)]							

TCEQ Texas Risk Reduction Program (TRRP) TPH Calculator (v 1.6a - 8/2011) for TCEQ Method 1006 Data - Results

Site Information: Former Operating Plant Sample Information: 2012-FWFS-9 (4-5) Calculation Date: June 29, 2013

TPH NAPL Present?: Theoretical soil saturation limit IS EXCEEDED for one or more TPH fractions - Presence of NAPL is indicated - See TRRP-32 for NAPL management guidance

Mobile NAPL Present?: Presence of Mobile NAPL NOT indicated

Tier 1 ^{Total} SOIL _{Comb}	0.5 Acre Residential	30 Acre Residential	0.5 Acre Comm / Ind	30 Acre Comm / Ind
PCL _{TPH Mix} =	1.25E+04 mg/kg	1.25E+04 mg/kg	5.26E+04 mg/kg	2.88E+04 mg/kg
Hazard Index (HI) of TPH _{Mix} =	3.38	4.03	3.15	2.81
Tier 1 ^{GW} SOIL _{Ing}	0.5 Acre Residential	30 Acre Residential	0.5 Acre Comm / Ind	30 Acre Comm / Ind
PCL _{TPH Mix} =	1.41E+03 mg/kg	7.00E+02 mg/kg	4.17E+03 mg/kg	2.12E+03 mg/kg
Hazard Index (HI) of TPH _{Mix} =	0.16	0.33	0.06	0.11
Tier 1 ^{GW} SOIL _{Class 3}	0.5 Acre Residential	30 Acre Residential	0.5 Acre Comm / Ind	30 Acre Comm / Ind
PCL _{TPH Mix} =	1.41E+05 mg/kg	7.00E+04 mg/kg	4.17E+05 mg/kg	2.12E+05 mg/kg
Hazard Index (HI) of TPH _{Mix} =	0.00	0.00	0.00	0.00
Tier 1 ^{Air} SOIL _{Inh-V}	0.5 Acre Residential	30 Acre Residential	0.5 Acre Comm / Ind	30 Acre Comm / Ind
PCL _{TPH Mix} =	4.35E+04 mg/kg	2.20E+04 mg/kg	6.22E+04 mg/kg	3.11E+04 mg/kg
Hazard Index (HI) of TPH _{Mix} =	2.37	2.35	2.36	2.36

INSTRUCTIONS

- Enter site data in yellow boxes on Input Sheet
- Enter TCEQ Method 1006 concentrations (mg/kg)
- Results are summarized in boxes to the left
- Calculation details in (tabbed) spreadsheets

NOTE: PCL precision is two (2) significant digits

- Print individual sheets or workbook (all pages)
- Questions? - Charles D. Stone: (512) 239-5825

Charles.Stone@tceq.texas.gov

TCEQ Texas Risk Reduction Program (TRRP) TPH Calculator (v 1.6a - 8/2011) - Soil-to-Groundwater (Class 3) Exposure Pathway

Site Information: Former Operating Plant

Sample ID: 2012-FWFS-9 (4-5)

Calculation Date: June 29, 2013

Calculation by: Name

RESIDENTIAL TIER 1^{GW}SOIL_{Class 3} PCL_{TPH Mix}

TCEQ Method 1006 Boiling Point Range	TCEQ Method 1006 Boiling Point Range Concentrations	Boiling Point Range Mass Fraction	0.5 Acre Tier 1 Residential ^{GW} SOIL _{Class 3}				30 Acre Tier 1 Residential ^{GW} SOIL _{Class 3}			
			^{GW} SOIL _{Class 3} PCL _i (^{mg} / _{kg}) ¹	MF _i /PCL _i (^{kg} / _{mg})	PCL _i /MF _i (^{mg} / _{kg})	Hazard Quotient HQ (-)	^{GW} SOIL _{Class 3} PCL _i (^{mg} / _{kg}) ¹	MF _i /PCL _i (^{kg} / _{mg})	PCL _i /MF _i (^{mg} / _{kg})	Hazard Quotient HQ (-)
C ₆ Aliphatic	5.58 mg/kg	0.00E+00	1.7E+04	-	-	3.35E-05	8.6E+03	-	-	6.62E-05
>C ₆ - C ₈ Aliphatic	5.30 mg/kg	1.10E-03	4.2E+04	2.61E-08	3.83E+07	3.85E-06	2.1E+04	5.22E-08	1.92E+07	7.70E-06
>C ₈ - C ₁₀ Aliphatic	67.00 mg/kg	1.39E-02	3.6E+05	3.85E-08	2.60E+07	1.78E-06	1.8E+05	7.70E-08	1.30E+07	3.56E-06
>C ₁₀ - C ₁₂ Aliphatic	856.00 mg/kg	1.77E-01	1.0E+06	1.77E-07	5.65E+06	3.71E-06	1.0E+06	1.77E-07	5.65E+06	3.71E-06
>C ₁₂ - C ₁₆ Aliphatic	999.00 mg/kg	2.07E-01	1.0E+06	2.07E-07	4.84E+06	1.51E-06	1.0E+06	2.07E-07	4.84E+06	1.51E-06
>C ₁₆ - C ₂₁ Aliphatic	1,110.00 mg/kg	2.29E-01	1.0E+06	2.29E-07	4.36E+06	5.11E-07	1.0E+06	2.29E-07	4.36E+06	5.11E-07
>C ₂₁ - C ₃₅ Aliphatic	126.00 mg/kg	2.60E-02	1.0E+06	2.60E-08	3.84E+07	5.80E-08	1.0E+06	2.60E-08	3.84E+07	5.80E-08
Transformer mineral oil (aliphatic)	0.00 mg/kg	0.00E+00	1.0E+06	-	-	-	1.0E+06	-	-	-
>C ₇ - C ₈ Aromatic	12.80 mg/kg	2.65E-03	2.0E+03	1.32E-06	7.56E+05	6.00E-04	1.0E+03	2.65E-06	3.78E+05	1.20E-03
>C ₈ - C ₁₀ Aromatic	14.40 mg/kg	2.98E-03	6.5E+03	4.58E-07	2.18E+06	1.57E-04	3.3E+03	9.02E-07	1.11E+06	3.10E-04
>C ₁₀ - C ₁₂ Aromatic	62.90 mg/kg	1.30E-02	1.0E+04	1.30E-06	7.69E+05	2.45E-04	5.0E+03	2.60E-06	3.84E+05	4.89E-04
>C ₁₂ - C ₁₆ Aromatic	684.00 mg/kg	1.41E-01	2.0E+04	7.07E-06	1.41E+05	5.27E-04	9.9E+03	1.43E-05	7.00E+04	1.07E-03
>C ₁₆ - C ₂₁ Aromatic	737.00 mg/kg	1.52E-01	4.7E+04	3.24E-06	3.08E+05	6.72E-05	2.3E+04	6.62E-06	1.51E+05	1.37E-04
>C ₂₁ - C ₃₅ Aromatic	157.00 mg/kg	3.25E-02	3.7E+05	8.77E-08	1.14E+07	1.16E-07	1.8E+05	1.80E-07	5.55E+06	2.38E-07
Transformer mineral oil (aromatic)	0.00 mg/kg	0.00E+00	1.0E+06	-	-	-	1.0E+06	-	-	-
Sum Aliphatic Fraction:	3,168.88 mg/kg	0.6540	$\frac{HI^*}{\sum_{i=1}^{13} MF_i / PCL_i} = 7.05E+05 \text{ mg/kg}$				$\frac{HI^*}{\sum_{i=1}^{13} MF_i / PCL_i} = 3.57E+05 \text{ mg/kg}$			
Sum Aromatic Fraction:	1,668.10 mg/kg	0.3449	$\min \left \frac{PCL_i}{MF_i} \right = 1.41E+05 \text{ mg/kg}$				$\min \left \frac{PCL_i}{MF_i} \right = 7.00E+04 \text{ mg/kg}$			
Total TPH:	4,836.98 mg/kg	0.9988	$HI = \sum_{i=1}^{13} HQ_i = 1.64E-03$				$HI = \sum_{i=1}^{13} HQ_i = 3.28E-03$			

¹ from TRRP Table 1 * where HI = 10

$$HQ_i = \frac{X_i S_i}{K_{sw,i} PCL_i}$$

$$HQ_i = \frac{X_i S_i}{K_{sw,i} PCL_i}$$

$$PCL_{TPH Mix} = \min \left[\frac{HI^*}{\sum_{i=1}^{13} MF_i / PCL_i}, \min \left| \frac{PCL_i}{MF_i} \right| \right]$$

0.5 Acre Tier 1 Residential^{GW}SOIL_{Class 3} PCL_{TPH Mix} = 1.41E+05 mg/kg

30 Acre Tier 1 Residential^{GW}SOIL_{Class 3} PCL_{TPH Mix} = 7.00E+04 mg/kg

Appendix 11

Selenium Groundwater Attenuation Demonstration

July 9, 2013

APPENDIX 11
SELENIUM GROUNDWATER ATTENUATION DEMONSTRATION
EXIDE FRISCO RECYCLING CENTER
FRISCO, TEXAS

JULY 9, 2013

Prepared by:

PASTOR, BEHLING & WHEELER, LLC
2201 Double Creek Dr., Suite 4004
Round Rock, Texas 78664

PBW Project No. 1755



July 9, 2013

Introduction

As discussed in Section 5.2 of the APAR, selenium has been detected in monitoring well LMW-9 at concentrations that exceed the ^{SW}GW PCL. The ^{SW}GW PCL is established for groundwater concentrations at the point of groundwater discharge, or point-of-exposure (POE) to surface water (^{SW}GW POE). Monitoring well LMW-9 is located about 660 feet upgradient from the North Tributary, the nearest POE to surface water (Figure A11.1). Per TRRP-24 (TCEQ, 2007), the ^{SW}GW PCL does not apply to groundwater data at this location since it is not at the ^{SW}GW POE. Nevertheless in order to evaluate the potential significance of selenium concentrations in groundwater at LMW-9, a selenium groundwater attention demonstration was performed using a computer model developed to simulate the migration of selenium from LMW-9 toward the North Tributary. The ^{SW}GW PCL at the ^{SW}GW POE is 0.02 mg/L. A model cross section was established parallel to the groundwater flow direction between LMW-9 and the POE, as shown on Figure A11.1. For modeling purposes, LMW-9 is designated as the “source area” for the selenium detected in groundwater.

Computer Simulations of COC Fate and Transport

The computer program Visual MODFLOW (including the fate-and-transport module MT3DMS) was used to model selenium migration from LMW-9 toward the POE. The MODFLOW computer program is one of the most widely accepted codes for the three-dimensional simulation of fluid and solute transport. The program was also selected over more simplistic analytical models, such as Domenico’s Model or BIOSCREEN, because it allows more flexibility in simulating the Site hydrogeology and fate-and-transport processes.

Groundwater models are mathematical simplifications of complex hydrogeologic systems. Such models are useful in identifying the most important components of flow systems and simulating the transport process. For this task, computer simulations were conducted to predict the extent of selenium migration from LMW-9 for an arbitrary period of 500 years into the future. A two-dimensional model in cross-sectional view was developed to simulate selenium migration downgradient from LMW-9. The following sections briefly describe the procedures, rationale, and results related to the transport model simulations. In general, the following steps were conducted:

- The appropriate model was chosen, given the characteristics of the Site and the modeling objectives;
- The appropriate input parameter values were selected and input into the model;

July 9, 2013

- The simulation time was conservatively assumed to be 500 years;
- A sensitivity analysis was performed.

Boundary Conditions and Grid Dimensions

A simple flow model was developed for the simulations. The cross-sectional model consists of 1 row, 33 columns, and 1 layer. The model was developed at a sufficiently small nodal spacing to minimize the potential effects of numerical errors resulting from “numerical dispersion”. The columns are evenly spaced at a constant width of 20 feet per column. The row is arbitrarily set at a constant width of 10 feet. The layer thickness is also constant at 10 feet. The first column of the cross section (Figure A11.2) is modeled as a constant head boundary representing the selenium concentrations detected in groundwater at (LMW-9). The last column in the grid represents the interpolated water elevation at a distance about 660 feet downgradient of LMW-9.

Input Parameters

Key model inputs parameters are summarized in Table A11.1. The following provides the justification for choosing these input parameters:

1. Hydraulic conductivity (K) values were assigned to the model domain based on aquifer testing results and the subsurface geology between LMW-9 and the POE. Aquifer testing results for the three geologic units encountered at the Site are discussed in more detail in Appendix 7 (Groundwater Classification Evaluation).
2. The maximum observed selenium concentration is 0.994 mg/L. As a measure of conservatism in the model, LMW-9 was assigned a constant source concentration of 1.5 mg/L throughout the simulation period.
3. The current hydraulic gradient observed between LMW-9 and the POE is reasonable and similar to future Site conditions (about 0.02 ft/ft), based on an assumed 15 foot decline in the potentiometric surface over the 660 feet distance between LMW-9 and the POE.
4. The default TCEQ attenuation coefficient (Kd) for selenium (3.1 L/kg) was assigned throughout the model domain based on a soil pH of 7.5 standard units (see Appendix 9).

July 9, 2013

Modeling Procedures and Results

Steady state groundwater flow conditions were first established using the boundary conditions shown on Figure A11.2 to mimic the 15-foot drop in the potentiometric surface over the model domain. The model was then run in “predictive” transient mode for a period of 500 years to simulate the migration of selenium in the future (2013 to 2513).

The predictive modeling indicates that selenium concentrations in groundwater at the ^{SW}GW POE will not exceed the critical surface water PCL of 0.02 mg/L during the simulation period of 500 years. At the end of the 500-year simulation period (2513), the ^{SW}GW PCL concentration contour is exceeded approximately 180 feet downgradient of the LMW-9 (or 480 feet upgradient from the ^{SW}GW POE). Selenium concentrations in Table A11.2 are shown as the distance from the LMW-9 along the centerline of the model toward the POE.

Sensitivity Analyses

A sensitivity analysis was conducted to evaluate the sensitivity of the model results when changing key input parameters one at a time. The key parameters (hydraulic conductivities, Kd value, and source concentration) were increased and decreased by a factor of 2. The results of the sensitivity analyses are shown in Table A11.3. In none of the sensitivity runs was the ^{SW}GW PCL exceeded at the ^{SW}GW POE. The model appears equally sensitive to the tested parameters.

Conclusions

The attenuation modeling results indicate that it is unrealistic to assume that the selenium detected in a groundwater sample from LMW-9 is capable of migrating to the ^{SW}GW POE at concentrations that would exceed the ^{SW}GW PCL of 0.02 mg/L. After 500 years of transport, using conservative assumptions, the selenium concentration of 0.02 mg/L had migrated just over 25 percent of the distance to the ^{SW}GW POE.

TABLE A11.1

**KEY INPUT PARAMETERS USED IN SELENIUM TRANSPORT MODEL
EXIDE RECYCLING CENTER
FRISCO, TEXAS**

Property	Units	Value	Description
Hydraulic Conductivity (Horizontal)*	cm/sec	3.E-06	Clay
		2.E-03	Clayey Gravel
		2.E-02	Gravels and Sands
Distribution Coefficient (Kd)**	L/kg	3.1	TCEQ Default
Upgradient Constant Boundary Head	ft	25.0	Boundary heads selected to simulate 0.02 ft/ft hydraulic gradient across model domain
Downgradient Constant Boundary Head	ft	10.0	
Constant Source Concentration at LMW-9	mg/L	1.5	Slightly greater than maximum observed concentration
Effective Porosity	fractional	0.15	Model Default
Density	lb/ft	120	Model Default
Longitudinal Dispersivity	ft	32.8	Model Default
Transverse Dispersivity	ft	3.28	Model Default
Molecular Diffusivity	ft ² /day	8.E-06	Model Default

Notes:

* See Groundwater Classification Evaluation (Appendix 7) for more detailed discussion of hydraulic properties.

** Default TCEQ Kd value for Selenium is 3.1 L/kg for soil pH of 7.5 [Figure: 30 TAC 350.73(e)(1)C)].

TABLE A11.2

**PROJECTED SELENIUM CONCENTRATIONS
AFTER 500 YEARS OF TRANSPORT
EXIDE RECYCLING CENTER
FRISCO, TEXAS**

Simulated Time (years)	Selenium Concentrations at Selected Migration Distances from LMW-9, mg/L			
	100 ft	180 ft	240 ft	^{SW} GW POE 660 ft *
500	0.4	0.02	<0.0005	<0.0005

Notes:

* Distance from LMW-9 to North Tributary (POE)

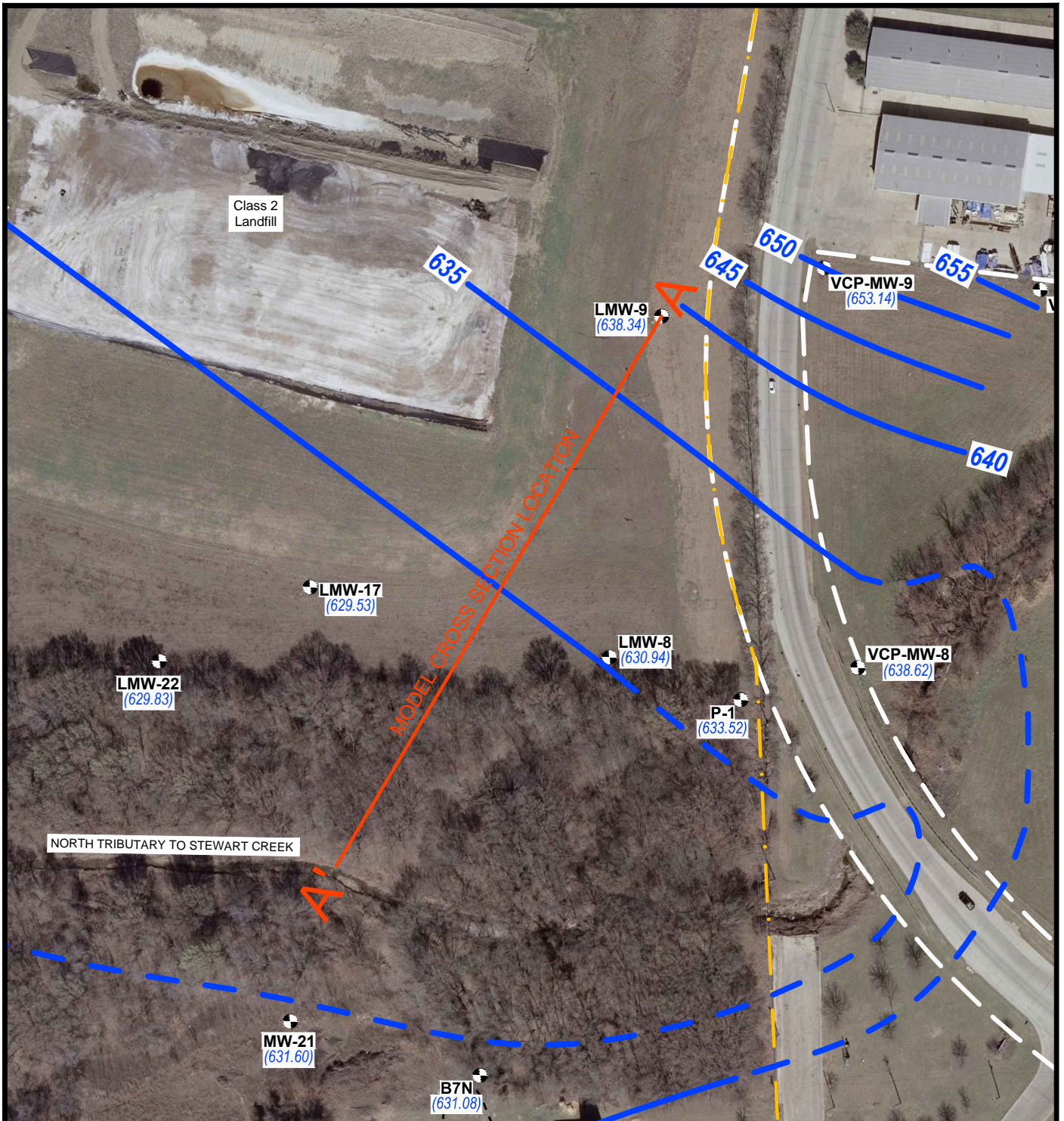
TABLE A11.3

**SUMMARY OF SENSITIVITY ANALYSES
EXIDE RECYCLING CENTER
FRISCO, TEXAS**

Run	Description	Selenium Concentration at Selected Migration Distances from LMW-9 after 500 Years, mg/L			
		100 ft	180 ft	240 ft	^{SW} _{GW} POE* 660 ft
0	<i>"Best Fit" Simulated Concentrations (Table A11.2)</i>	0.4	0.02	<0.0005	<0.0005
1	Increase conductivities by 2	0.9	0.2	0.04	<0.0005
2	Decrease conductivities by 2	0.08	<0.0005	<0.0005	<0.0005
3	Increase Kd value by 2 (6.1 L/kg)	0.09	<0.0005	<0.0005	<0.0005
4	Decrease Kd value by 2 (1.55 L/kg)	0.9	0.2	0.04	<0.0005
5	Increase source concentrations by 2 (3 mg/L)	0.8	0.04	0.0007	<0.0005
6	Decrease source concentrations by 2 (0.75 mg/L)	0.2	0.009	<0.0005	<0.0005

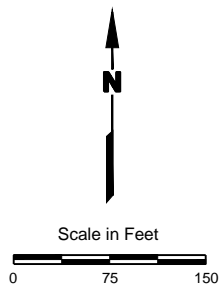
Notes:

* Distance from LMW-9 to North Tributary (^{SW}_{GW} POE)



EXPLANATION

- On-Site Property Boundary
- FRC Property Boundary
- Monitoring Well Location
- Groundwater/Surface Water Elevation Measured 4/29/13 (Ft MSL)
- 645- Potentiometric Contour (Ft MSL) C.I.=5 Ft
- - - Inferred Potentiometric Contour



**FORMER OPERATING PLANT
FRISCO RECYCLING CENTER
FRISCO, TEXAS**

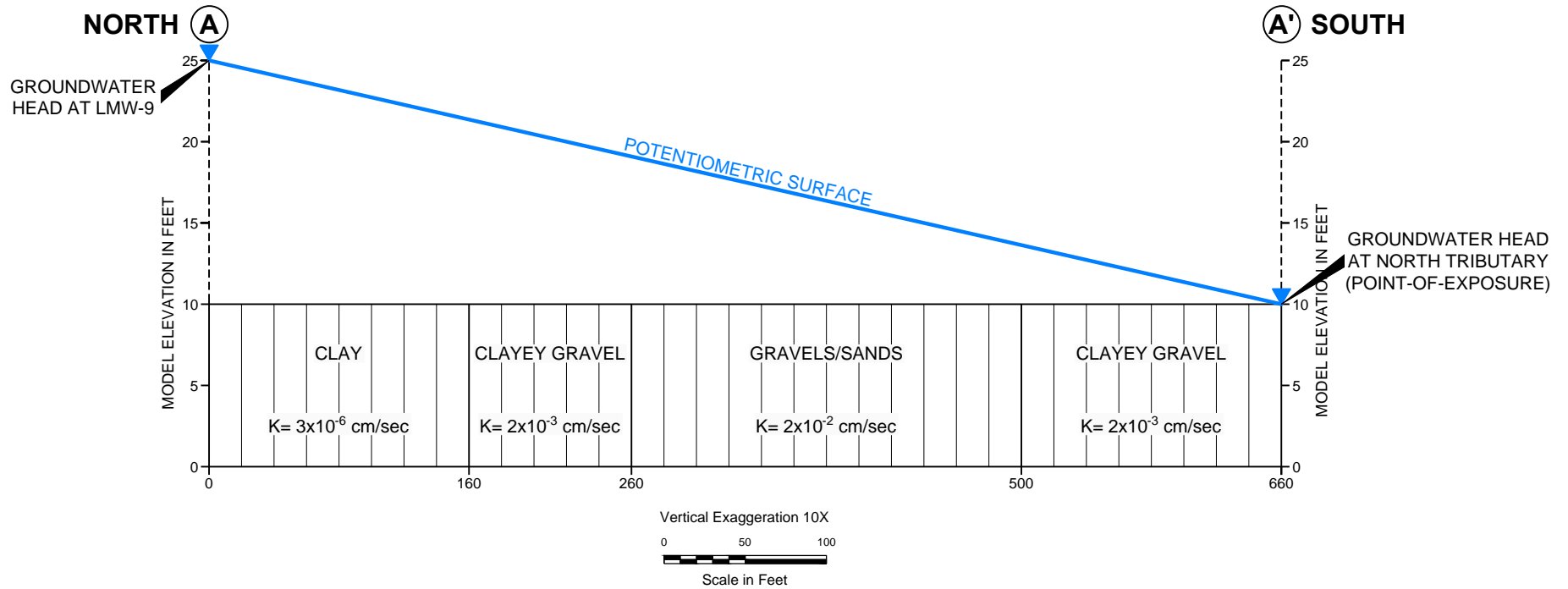
Figure A11-1

**MODEL CROSS SECTION
LOCATION MAP**

PROJECT: 1755	BY: AJD	REVISIONS
DATE: JULY, 2013	CHECKED: KAW	

PASTOR, BEHLING & WHEELER, LLC
CONSULTING ENGINEERS AND SCIENTISTS

Source of photo:
Imagery from NCTCOG, 2009 photography.



**FORMER OPERATING PLANT
FRISCO RECYCLING CENTER
FRISCO, TEXAS**

Figure A11-2

MODEL LAYOUT AND GRID

PROJECT: 1755	BY: AJD	REVISIONS
DATE: JULY, 2013	CHECKED: KAW	

PASTOR, BEHLING & WHEELER, LLC
CONSULTING ENGINEERS AND SCIENTISTS

Appendix 12
Waste Characterization and Disposition Documentation

Documentation Description

Page No.

SIR IDW Characterization and Disposition Documentation
APAR IDW Characterization and Disposition Documentation

A12-1
A12-1356

SIR

IDW Characterization and Disposition Documentation

643915

CWMI

Please print or type. (Form designed for use on elite (12-pitch) typewriter.)

Form Approved. OMB No. 2050-0039

UNIFORM HAZARDOUS WASTE MANIFEST		1. Generator ID Number TXD006451090	2. Page 1 of 1	3. Emergency Response Phone (800)424-9300	4. Manifest Tracking Number 009996407 JJK			
5. Generator's Name and Mailing Address EXIDE TECHNOLOGIES 7471 S 5TH ST FRISCO TX 75034-0005 Generator's Site Address (if different than mailing address) Generator's Phone: (972)335-2121								
6. Transporter 1 Company Name SET Environmental Inc				U.S. EPA ID Number LA 981957236				
7. Transporter 2 Company Name				U.S. EPA ID Number LA000047272 G#				
8. Designated Facility Name and Site Address CHEMICAL WASTE MANAGEMENT 7170 JOHN BRANNON RD. SULPHUR LA 70665 Facility's Phone: (337)583-2169 U.S. EPA ID Number LAD000777201								
GENERATOR	9a. HM	9b. U.S. DOT Description (including Proper Shipping Name, Hazard Class, ID Number, and Packing Group (if any))		10. Containers		11. Total Quantity	12. Unit Wt./Vol.	13. Waste Codes
	X	1. RQ, NA3077, HAZARDOUS WASTE, SOLID NOB, 9, 111, (D008) 75L+036A LB5576		001 CM		254 GN 020 Y	2008	D008 D008*
		2.						
		3.						
		4.						
14. Special Handling Instructions and Additional Information ERG#-171 IN CASE OF EMERGENCY CONTACT CHEMTREC 800-424-9300. (WM CONTRACT #:CCN4557) DISCREPANCIES CONTACT Box 114 (972) 1786-5446								
15. GENERATOR'S/OFFEROR'S CERTIFICATION: I hereby declare that the contents of this consignment are fully and accurately described above by the proper shipping name, and are classified, packaged, marked and labeled/placarded, and are in all respects in proper condition for transport according to applicable international and national governmental regulations. If export shipment and I am the Primary Exporter, I certify that the contents of this consignment conform to the terms of the attached EPA Acknowledgment of Consent. I certify that the waste minimization statement identified in 40 CFR 262.27(a) (if I am a large quantity generator) or (b) (if I am a small quantity generator) is true.								
Generator's/Officer's Printed/Typed Name CARLILE, WENDELL D.				Signature <i>Wendell D. Carlile</i>		Month 11	Day 14	Year 12
16. International Shipments <input type="checkbox"/> Import to U.S. <input type="checkbox"/> Export from U.S. Port of entry/exit: _____ Date leaving U.S.: _____								
17. Transporter Acknowledgment of Receipt of Materials								
Transporter 1 Printed/Typed Name Gary Holcomb				Signature <i>Gary Holcomb</i>		Month 11	Day 14	Year 12
Transporter 2 Printed/Typed Name				Signature		Month	Day	Year
18. Discrepancy								
18a. Discrepancy Indication Space <input type="checkbox"/> Quantity <input type="checkbox"/> Type <input type="checkbox"/> Residue <input type="checkbox"/> Partial Rejection <input type="checkbox"/> Full Rejection X 11-15-12								
18b. Alternate Facility (or Generator) Manifest Reference Number: _____ U.S. EPA ID Number _____								
18c. Signature of Alternate Facility (or Generator) _____ Month _____ Day _____ Year _____								
19. Hazardous Waste Report Management Method Codes (i.e., codes for hazardous waste treatment, disposal, and recycling systems)								
1. H132		2.		3.		4.		
20. Designated Facility Owner or Operator: Certification of receipt of hazardous materials covered by the manifest except as noted in Item 18a								
Printed/Typed Name W Leigh Anne				Signature <i>W Leigh Anne</i>		Month 11	Day 15	Year 12

643915

CWMI

Please print or type. (Form designed for use on elite (12-pitch) typewriter.)

Form Approved. OMB No. 2050-0039

UNIFORM HAZARDOUS WASTE MANIFEST		1. Generator ID Number TXD006451090	2. Page 1 of 1	3. Emergency Response Phone (800)424-9300	4. Manifest Tracking Number 009996407 JJK			
5. Generator's Name and Mailing Address EXIDE TECHNOLOGIES 7471 S 5TH ST FRISCO TX 75034-0005 Generator's Phone: (972)335-2121				Generator's Site Address (if different than mailing address)				
6. Transporter 1 Company Name SET Environmental Inc				U.S. EPA ID Number LA 981957236				
7. Transporter 2 Company Name				U.S. EPA ID Number LA0000147272-64				
8. Designated Facility Name and Site Address CHEMICAL WASTE MANAGEMENT 7170 JOHN BRANNON RD. SULPHUR LA 70685 Facility's Phone: (337)583-2169				U.S. EPA ID Number LAD000777201				
GENERATOR	9a. HM	9b. U.S. DOT Description (including Proper Shipping Name, Hazard Class, ID Number, and Packing Group (if any))		10. Containers		11. Total Quantity	12. Unit Wt./Vol.	13. Waste Codes
	X	RQ, NA3077, HAZARDOUS WASTE, SOLID NOV 9, 2011, (D008)		001 CM		257.64	30.0	D008 D006 *
		LB 5576						
14. Special Handling Instructions and Additional Information ERG-1.11 IN CASE OF EMERGENCY CONTACT CHEMTREC 800-424-9300. (WM CONTRACT #:CCN4557) DISCREPANCIES CONTACT (972) 1786-5446								
15. GENERATOR'S/OFFEROR'S CERTIFICATION: I hereby declare that the contents of this consignment are fully and accurately described above by the proper shipping name, and are classified, packaged, marked and labeled/placarded, and are in all respects in proper condition for transport according to applicable international and national governmental regulations. If export shipment and I am the Primary Exporter, I certify that the contents of this consignment conform to the terms of the attached EPA Acknowledgment of Consent. I certify that the waste minimization statement identified in 40 CFR 262.27(a) (if I am a large quantity generator) or (b) (if I am a small quantity generator) is true.								
Generator's/Offoror's Printed/Typed Name CARLILE, WENDELL D.				Signature Wendell D. Carlile		Month Day Year 11/14/12		
16. International Shipments <input type="checkbox"/> Import to U.S. <input type="checkbox"/> Export from U.S. Port of entry/exit: _____ Date leaving U.S.: _____								
17. Transporter Acknowledgment of Receipt of Materials								
Transporter 1 Printed/Typed Name Gary Holcomb				Signature Gary Holcomb		Month Day Year 11/14/12		
Transporter 2 Printed/Typed Name				Signature		Month Day Year		
DESIGNATED FACILITY	18. Discrepancy							
	18a. Discrepancy Indication Space <input type="checkbox"/> Quantity <input type="checkbox"/> Type <input type="checkbox"/> Residue <input type="checkbox"/> Partial Rejection <input type="checkbox"/> Full Rejection							
	*XPN/HC 11-15-12				Manifest Reference Number:			
	18b. Alternate Facility (or Generator)				U.S. EPA ID Number			
	Facility's Phone:				18c. Signature of Alternate Facility (or Generator)			
19. Hazardous Waste Report Management Method Codes (i.e., codes for hazardous waste treatment, disposal, and recycling systems)								
1. H132(W)		2.		3.		4.		
20. Designated Facility Owner or Operator: Certification of receipt of hazardous materials covered by the manifest except as noted in item 18a								
Printed/Typed Name Wleigh Anne Clark				Signature Wleigh Anne Clark		Month Day Year 11/15/12		

643915

CWMI

Please print or type. (Form designed for use on elite (12-pitch) typewriter.)

Form Approved. OMB No. 2050-0039

UNIFORM HAZARDOUS WASTE MANIFEST		1. Generator ID Number TXD006451090	2. Page 1 of 1	3. Emergency Response Phone (800)424-9300	4. Manifest Tracking Number 009996407 JJK			
5. Generator's Name and Mailing Address EXIDE TECHNOLOGIES 7471 S 5TH ST FRISCO TX 75034-0005 Generator's Phone: (972)335-2121				Generator's Site Address (if different than mailing address)				
6. Transporter 1 Company Name SET Environmental Inc				U.S. EPA ID Number LA000047272-64				
7. Transporter 2 Company Name				U.S. EPA ID Number				
8. Designated Facility Name and Site Address CHEMICAL WASTE MANAGEMENT 7170 JOHN BRANNON RD. SULPHUR LA 70685 Facility's Phone: (337)583-2169				U.S. EPA ID Number LAD000777201				
GENERATOR	9a. HM	9b. U.S. DOT Description (including Proper Shipping Name, Hazard Class, ID Number, and Packing Group (if any))		10. Containers No. Type		11. Total Quantity	12. Unit Wt./Vol.	13. Waste Codes
	X	1. RQ, NA3077, HAZARDOUS WASTE, SOLID NO. 9, 11, (D008)		001 CM		25#	GN	D008 D011
		2. LB5576						
		3.						
		4.						
14. Special Handling Instructions and Additional Information EMER-111 IN CASE OF EMERGENCY CONTACT CHEMTREC 800-424-9300. (WM CONTRACT #:CCN4557) DISCREPANCIES CONTACT (972) 1786-5446								
15. GENERATOR'S/OFFEROR'S CERTIFICATION: I hereby declare that the contents of this consignment are fully and accurately described above by the proper shipping name, and are classified, packaged, marked and labeled/placarded, and are in all respects in proper condition for transport according to applicable international and national governmental regulations. If export shipment and I am the Primary Exporter, I certify that the contents of this consignment conform to the terms of the attached EPA Acknowledgment of Consent. I certify that the waste minimization statement identified in 40 CFR 262.27(a) (if I am a large quantity generator) or (b) (if I am a small quantity generator) is true.								
Generator's/Officer's Printed/Typed Name CARLELE, WENDELL D.				Signature Wendell D. Carlele		Month 11	Day 14	Year 12
16. International Shipments <input type="checkbox"/> Import to U.S. <input type="checkbox"/> Export from U.S. Port of entry/exit: _____ Date leaving U.S.: _____								
17. Transporter Acknowledgment of Receipt of Materials Transporter 1 Printed/Typed Name GARY HOLCOMB Signature Gary Holcomb Month 11 Day 14 Year 12 Transporter 2 Printed/Typed Name Signature Month Day Year								
18. Discrepancy 18a. Discrepancy Indication Space <input type="checkbox"/> Quantity <input type="checkbox"/> Type <input type="checkbox"/> Residue <input type="checkbox"/> Partial Rejection <input type="checkbox"/> Full Rejection *P/N/C 11-15-12 Manifest Reference Number: 18b. Alternate Facility (or Generator) U.S. EPA ID Number Facility's Phone: 18c. Signature of Alternate Facility (or Generator) Month Day Year								
19. Hazardous Waste Report Management Method Codes (i.e., codes for hazardous waste treatment, disposal, and recycling systems) 1. H132(0) 2. 3. 4.								
20. Designated Facility Owner or Operator: Certification of receipt of hazardous materials covered by the manifest except as noted in Item 18a Printed/Typed Name Leigh Anne Leu Signature Leigh Anne Leu Month 11 Day 15 Year 12								

DESIGNATED FACILITY TO GENERATOR

Date 11/15/
Time 11:40:2



Chemical Waste Management
Data Error/Discrepancy Report

Page . . . :
Program name

Report Initiation Date: 11/15/12
Five Day Resolution Period Begin Date: 11/16/12

CHEMICAL WASTE MANAGEMENT, INC.
1700 LeBlanc Road
Sulphur, LA 70665
(337) 583-2169

Receiving Ticket: 000643915 Line # 1
Profile Number : 956103LA
Generator Name : EXIDE TECHNOLOGIES
City : FRISCO

Manifest : 009996407JJK
Federal EPA ID#: TXD006451090
Zip Code : 75034-0005

State: TX

TYPE OF DISCREPANCY

Manifest* :	Weight* :	Analytical* :
Drum Count* :	LDR Form* :	Physical St* : X

Problem (be specific): Physical State SD

BULK WASTE MANIFESTED AS PROFILE 956103LA, SOIL FROM RETAINING WALL PROJECT FOR TREATMENT AT STABILIZATION. THE LOAD RECEIVED CONTAINS LARGE PIECES OF CUT UP THICK PLASTIC. WE CANNOT TREAT DEBRIS. WE CAN MACRO DEBRIS.
* IS THIS THE RIGHT PROFILE FOR THIS WASTE?

Efforts to resolve discrepancy: PER VANESSA COLEMAN/RICK CONNOR THE CORRECT PROFILE NUMBER IS LB5576. CHANGE THE PAPERWORK TO REFLECT THE CORRECTION.

Resolved: X
Time In : 0:08:36

Unresolved:
Time Out : 0:11:33

Authorized Signature

Date Resolved: 11/15/12

** END OF REPORT **

Date 11/16/12
Time 10:56:



Chemical Waste Management
Data Error/Discrepancy Report

Page . . . :
Program name

CHEMICAL WASTE MANAGEMENT, INC.

Report Initiation Date: 11/15/12
Five Day Resolution Period Begin Date: 11/16/12

7170 John Brannon Road
Sulphur, LA 70665 : WM0348DR1
(337) 583-2169

Receiving Ticket: 000643915 Line # 1
Profile Number : LB5576
Generator Name : EXIDE TECHNOLOGIES
City : FRISCO State: TX

Manifest : 009996407JJK
Federal EPA ID#: TXD006451090
Zip Code : 75034-0005

TYPE OF DISCREPANCY

Manifest* :	Weight* : X	Analytical* :
Drum Count* :	LDR Form* :	Physical St* :

Problem (be specific): Total Quantity

PTHERE IS A GREATER THAN 10% VOLUME DISCREPANCY.
MANIFESTED FOR 20 YARDS; CWM'S VOLUME IS
25 YARDS.

Efforts to resolve discrepancy: PER VANESSA COLEMAN OK TO USE CWM'S VOLUME OF
25 YARDS AND CHANGE THE PAPERWORK TO REFLECT THE
CORRECTION.

Resolved: X
Time In : 0:16:40

Unresolved:
Time Out : 0:08:40

Authorized Signature

Date Resolved: 11/16/12

** END OF REPORT **

SR# 992200

CWMI

Form Approved. OMB No. 2050-0039

L0435108

UNIFORM HAZARDOUS WASTE MANIFEST		1. Generator ID Number TXD006451090	2. Page 1 of 1	3. Emergency Response Phone (800)424-9300	4. Manifest Tracking Number 009996497 JJK		
5. Generator's Name and Mailing Address EXIDE TECHNOLOGIES 7471 S 5TH ST FRISCO TX 75034-0005		Generator's Site Address (if different than mailing address)					
Generator's Phone: (972)335-2121		6. Transporter 1 Company Name Chemical waste management Inc			U.S. EPA ID Number LAD0000147272		
7. Transporter 2 Company Name		U.S. EPA ID Number					
8. Designated Facility Name and Site Address CHEMICAL WASTE MANAGEMENT 7170 JOHN BRANNON RD. SULPHUR LA 70665		U.S. EPA ID Number LAD000777201					
Facility's Phone: (337)583-2169							
GENERATOR	9a. HM	9b. U.S. DOT Description (including Proper Shipping Name, Hazard Class, ID Number, and Packing Group (if any))	10. Containers		11. Total Quantity	12. Unit Wt./Vol.	13. Waste Codes
			No.	Type			
	X	RQ, NA3077, HAZARDOUS WASTE, SOLID, NOS, 9, III, (D008) 956103LA	1	DT	46180	P	D008
14. Special Handling Instructions and Additional Information ERG# 01/171. IN CASE OF EMERGENCY CONTACT CHEMTREC 800-424-9300. (WM CONTRACT #: CCN4557) DISCREPANCIES CONTACT (972) 1786-5446							
15. GENERATOR'S/OFFEROR'S CERTIFICATION: I hereby declare that the contents of this consignment are fully and accurately described above by the proper shipping name, and are classified, packaged, marked and labeled/placarded, and are in all respects in proper condition for transport according to applicable international and national governmental regulations. If export shipment and I am the Primary Exporter, I certify that the contents of this consignment conform to the terms of the attached EPA Acknowledgment of Consent. I certify that the waste minimization statement identified in 40 CFR 262.27(a) (if I am a large quantity generator) or (b) (if I am a small quantity generator) is true.							
Generator's/Offor's Printed/Typed Name CARLILE, WENDELL A.		Signature <i>Wendell A. Carlile</i>		Month 11	Day 06	Year 12	
16. International Shipments <input type="checkbox"/> Import to U.S. <input type="checkbox"/> Export from U.S. Port of entry/exit: _____ Date leaving U.S.: _____							
17. Transporter Acknowledgment of Receipt of Materials							
Transporter 1 Printed/Typed Name Randy Smith		Signature <i>Randy Smith</i>		Month 11	Day 06	Year 12	
Transporter 2 Printed/Typed Name		Signature		Month	Day	Year	
18. Discrepancy							
18a. Discrepancy Indication Space <input type="checkbox"/> Quantity <input type="checkbox"/> Type <input type="checkbox"/> Residue <input type="checkbox"/> Partial Rejection <input type="checkbox"/> Full Rejection							
Manifest Reference Number: _____							
18b. Alternate Facility (or Generator) U.S. EPA ID Number							
Facility's Phone: _____							
18c. Signature of Alternate Facility (or Generator) Month Day Year							
19. Hazardous Waste Report Management Method Codes (i.e., codes for hazardous waste treatment, disposal, and recycling systems)							
1. H132		2.		3.		4.	
20. Designated Facility Owner or Operator: Certification of receipt of hazardous materials covered by the manifest except as noted in Item 18a							
Printed/Typed Name Sharon Lewis		Signature <i>Sharon Lewis</i>		Month 11	Day 17	Year 12	

44461

SR# 993510

CWMI

Form Approved. OMB No. 2050-0039

Please print or type. (Form designed for use on data terminal equipment)

UNIFORM HAZARDOUS WASTE MANIFEST		1. Generator ID Number TXD006451090	2. Page 1 of 1	3. Emergency Response Phone (800)424-9300	4. Manifest Tracking Number 009996826 JJK			
5. Generator's Name and Mailing Address EXIDE TECHNOLOGIES 7471 S 5TH ST FRISCO TX 75034-0005				Generator's Site Address (if different than mailing address)				
Generator's Phone: (972)335-2121				6. Transporter 1 Company Name <i>Chemical Waste Management Inc.</i>		U.S. EPA ID Number LAD0000147272		
7. Transporter 2 Company Name				U.S. EPA ID Number				
8. Designated Facility Name and Site Address CHEMICAL WASTE MANAGEMENT 7170 JOHN BRANNON RD. SULPHUR LA 70665				U.S. EPA ID Number LAD000777201				
Facility's Phone: (337)583-2169								
GENERATOR	9a. HM	9b. U.S. DOT Description (including Proper Shipping Name, Hazard Class, ID Number, and Packing Group (if any))	10. Containers		11. Total Quantity	12. Unit Wt./Vol.	13. Waste Codes	
			No.	Type				
	X	1. RQ,NA3077,HAZARDOUS WASTE,SOLID,NOS,9,III,(D008) 956103LA	1	DT	26.660	P	D008	
		2.						
		3.						
	4.							
14. Special Handling Instructions and Additional Information ERG# 01/171. IN CASE OF EMERGENCY CONTACT CHEMTREC 800-424-9300. (WM CONTRACT #:CCN4557) DISCREPANCIES CONTACT <i>C. WENDU</i> (972) 786-5446								
15. GENERATOR'S/OFFEROR'S CERTIFICATION: I hereby declare that the contents of this consignment are fully and accurately described above by the proper shipping name, and are classified, packaged, marked and labeled/placarded, and are in all respects in proper condition for transport according to applicable international and national governmental regulations. If export shipment and I am the Primary Exporter, I certify that the contents of this consignment conform to the terms of the attached EPA Acknowledgment of Consent. I certify that the waste minimization statement identified in 40 CFR 262.27(a) (if I am a large quantity generator) or (b) (if I am a small quantity generator) is true.								
Generator's/Offoror's Printed/Typed Name CARLIE WENDU					Signature <i>Carlisle Wendu</i>		Month Day Year 11 29 12	
TRANSPORTER	16. International Shipments <input type="checkbox"/> Import to U.S. <input type="checkbox"/> Export from U.S. Port of entry/exit: _____ Date leaving U.S.: _____							
	17. Transporter Acknowledgment of Receipt of Materials							
	Transporter 1 Printed/Typed Name <i>George Blodgett</i>			Signature <i>George Blodgett</i>		Month Day Year 11 29 12		
	Transporter 2 Printed/Typed Name			Signature		Month Day Year		
DESIGNATED FACILITY	18. Discrepancy							
	18a. Discrepancy Indication Space <input type="checkbox"/> Quantity <input type="checkbox"/> Type <input type="checkbox"/> Residue <input type="checkbox"/> Partial Rejection <input type="checkbox"/> Full Rejection							
	18b. Alternate Facility (or Generator) Manifest Reference Number: _____ U.S. EPA ID Number _____							
	Facility's Phone: _____							
	18c. Signature of Alternate Facility (or Generator) _____ Month Day Year _____							
19. Hazardous Waste Report Management Method Codes (i.e., codes for hazardous waste treatment, disposal, and recycling systems)								
	1. H132		2.		3.		4.	
20. Designated Facility Owner or Operator: Certification of receipt of hazardous materials covered by the manifest except as noted in Item 18a								
Printed/Typed Name Clash Anne Clark					Signature <i>Clash Anne Clark</i>		Month Day Year 11 29 12	



**NON-HAZARDOUS
WASTE MANIFEST**

FOR OFFICE USE ONLY

Customer Acc. No. _____
Ticket No. _____

GENERATOR

WMI 1250879

Name Exide Technologies Generating Location Exide Technologies
Address PO Box 250 7471 South 5th St; Frisco, TX 75034
Frisco TX 75034
Phone No. 972 335-2121 State Gen. ID No. 30516
Gen. US EPA ID No. TXD006451090

WASTE CODE	PROFILE NUMBER	WASTE DESCRIPTION	QUANTITY	UNITS
010183022	118329TX	Soil, Concrete & Debris		Y
10026731022	957829TX			
<u>101027131022</u>	<u>958041TX</u>	<u>SOIL FROM RETAINING WALL</u>	<u>20/05</u>	<u>Y</u>

CODES: D = DRUM; B = BAG; C = CARTON; P = POUND; Y = YARDS; O = OTHER

I hereby certify that the above listed material(s), is (are) not a hazardous waste as defined by 40 CFR Part 261 or any applicable state law. That each waste has been properly described, classified and packaged, and is in proper condition for transportation according to applicable regulations.

CARLIE WENDEL AUTHORIZED AGENT'S NAME (PRINT) 9/11/12 DATE Carlie Wendel SIGNATURE

TRANSPORTER

Transporter's Name GREEN SCAPING ~~Jack Herod Trucking~~ Phone No. ~~(903)695-2044~~ (817)577-9299
Address 400 W State Hwy 22 2401 HAWLEY ELEVATOR RD. Driver's name Travis Orr
Barry, TX 75102 FORT WORTH, TX 76118 Vehicle No. 866/865

I hereby certify that the above listed material was picked up at the Generator site listed above and delivered without incident to the disposal facility listed below.

9-11-12 SHIPMENT DATE Travis Orr DRIVER'S SIGNATURE 9-11-12 DELIVERY DATE Travis Orr DRIVER'S SIGNATURE

DISPOSAL FACILITY

Site Name DFW RDF Phone No. (972)459-1213
Address 1600 S Railroad Street Lewisville TX 75067
1025-B
Permit No. _____ Time 2:24PM

I hereby certify that the above listed material has been accepted and that information presented on this document is true and accurate.

A Reed NAME (PRINT) 9/11/12 DATE A Reed SIGNATURE



NON-HAZARDOUS
WASTE MANIFEST

FOR OFFICE USE ONLY

Customer Acc. No. _____
Ticket No. _____

GENERATOR

WMI 1250878

Name Exide Technologies
Address PO Box 250
Frisco TX 75034
Phone No. 972 335-2121

Generating Location Exide Technologies
7471 South 5th St; Frisco, TX 75034
State Gen. ID No. 30516
Gen. US EPA ID No. TXD006451090

WASTE CODE	PROFILE NUMBER	WASTE DESCRIPTION	QUANTITY	UNITS
00163929	110329TX	Soil, Concrete & Debris		Y
00253702	957829TX			
<u>00271302-2</u>	<u>95804TX</u>	<u>SOIL FROM RETAINING WALL</u>	<u>20yds</u>	<u>Y</u>

CODES: D = DRUM; B = BAG; C = CARTON; P = POUND; Y = YARDS; 0 = OTHER

I hereby certify that the above listed material(s), is (are) not a hazardous waste as defined by 40 CFR Part 261 or any applicable state law. That each waste has been properly described, classified and packaged, and is in proper condition for transportation according to applicable regulations.

CARLILE, WENDELL A. AUTHORIZED AGENT'S NAME (PRINT) 9/11/12 DATE Wendell A. Carlile SIGNATURE

TRANSPORTER

Transporter's Name GREEN SCAPING
~~Jack Herred Trucking~~
Address 100 W State Hwy 22 2401 HANDLEY ROAD
Barry, TX 75102 FORT WORTH, TX 76118
Phone No. ~~(800)695-2644~~ (817) 577-9299
Driver's name Travis Ock
Vehicle No. 866 JEBB

I hereby certify that the above listed material was picked up at the Generator site listed above and delivered without incident to the disposal facility listed below.

9-11-12 SHIPMENT DATE Travis Ock DRIVER'S SIGNATURE 9-11-12 DELIVERY DATE Travis Ock DRIVER'S SIGNATURE

DISPOSAL FACILITY

Site Name DFW RDF Phone No. (972)459-1213
Address 1500 S Railroad Street Lewisville TX 75067
1025-B
Permit No. _____ Time 1203pm

I hereby certify that the above listed material has been accepted and that information presented on this document is true and accurate.

Travis Ock NAME (PRINT) 9/11/12 DATE [Signature] SIGNATURE



**NON-HAZARDOUS
WASTE MANIFEST**

FOR OFFICE USE ONLY

Customer Acc. No. _____
Ticket No. _____

GENERATOR

WMI 1250880

Name Exide Technologies
Address PO Box 250
Frisco TX 75034
Phone No. 972 335-2121

Generating Location Exide Technologies
7471 South 5th St; Frisco, TX 75034
State Gen. ID No. 30516
Gen. US EPA ID No. TXD006451090

WASTE CODE	PROFILE NUMBER	WASTE DESCRIPTION	QUANTITY	UNITS
00103022	118220TX	Soil, Concrete & Debris	-	Y
0102113912	757829TX			
<u>0021730122</u>	<u>958041TX</u>	<u>SOIL FROM RETAINING WALL</u>	<u>20 yds</u>	<u>Y</u>

CODES: D = DRUM; B = BAG; C = CARTON; P = POUND; Y = YARDS; 0 = OTHER

I hereby certify that the above listed material(s), is (are) not a hazardous waste as defined by 40 CFR Part 261 or any applicable state law. That each waste has been properly described, classified and packaged, and is in proper condition for transportation according to applicable regulations.

CARLLE WENDELL A.
AUTHORIZED AGENT'S NAME

(PRINT)

9/11/12
DATE

Wendell Carlle
SIGNATURE

TRANSPORTER

Transporter's Name GREEN SCAPING
Jack Herrod Trucking
Address 108 W State Hwy 22
Barry, TX 75102
2401 HAWLEY EDENVILLE RD
FORT WORTH, TX 76118

Phone No. ~~(802)605-2044~~ (817)577-9299
Driver's name Troy's OMA
Vehicle No. 866

I hereby certify that the above listed material was picked up at the Generator site listed above and delivered without incident to the disposal facility listed below.

9-11-12
SHIPMENT DATE

Troy's OMA
DRIVER'S SIGNATURE

9-11-12
DELIVERY DATE

Troy's OMA
DRIVER'S SIGNATURE

DISPOSAL FACILITY

Site Name DFW RDF
Address 1600 S Railroad Street
1025-B
Permit No. _____

Phone No. (972)459-1213
Lewisville TX 75067

Time 4:59 PM

I hereby certify that the above listed material has been accepted and that information presented on this document is true and accurate.

Troy's OMA
NAME (PRINT)

9/11/12
DATE

Troy's OMA
SIGNATURE



**NON-HAZARDOUS
WASTE MANIFEST**

FOR OFFICE USE ONLY
Customer Acc. No. _____
Ticket No. _____

GENERATOR

WMI 1252654

Name EXIDE TECHNOLOGIES
Address PO BOX 250
FRISCO TX 75034
Phone No. 972 335-2121

Generating Location EXIDE TECHNOLOGIES
7471 SOUTH FIFTH STREET; FRISCO, TX 75034
State Gen. ID No. 30516
Gen. US EPA ID No. TXD006451090

WASTE CODE	PROFILE NUMBER	WASTE DESCRIPTION	QUANTITY	UNITS
000000	000000	SOIL FROM RETAINING WALL	8 yds	Y
<u>000217310212</u>	<u>958041TX</u>	<u>SOIL FROM RETAINING WALL</u>	<u>8 yds</u>	<u>Y</u>

CODES: D = DRUM; B = BAG; C = CARTON; P = POUND; Y = YARDS; 0 = OTHER

I hereby certify that the above listed material(s), is (are) not a hazardous waste as defined by 40 CFR Part 261 or any applicable state law. That each waste has been properly described, classified and packaged, and is in proper condition for transportation according to applicable regulations.

CARLILE, WENDELL 1. 10-1-12 Wendell Carlile
AUTHORIZED AGENT'S NAME (PRINT) DATE SIGNATURE

TRANSPORTER

Transporter's Name Green Scaping Phone No. 817-577-9299
Address 2401 Handley Edenville Driver's name Travis Orr
Ft. Worth Tx 76118 Vehicle No. 866

I hereby certify that the above listed material was picked up at the Generator site listed above and delivered without incident to the disposal facility listed below.

10-1-12 Travis Orr 10-1-12 Travis Orr
SHIPMENT DATE DRIVER'S SIGNATURE DELIVERY DATE DRIVER'S SIGNATURE

DISPOSAL FACILITY

Site Name DFW RDF Phone No. (972)459-1213
Address 1000 S RAILROAD STREET LEWISVILLE TX 75067
1025-B
Permit No. _____ Time 4:03 pm

I hereby certify that the above listed material has been accepted and that information presented on this document is true and accurate.

K Bodey 10-1-12 K Bodey
NAME (PRINT) DATE SIGNATURE



**NON-HAZARDOUS
WASTE MANIFEST**

FOR OFFICE USE ONLY
Customer Acc. No. _____
Ticket No. _____

GENERATOR

WMI 1252655

Name EXIDE TECHNOLOGIES Generating Location EXIDE TECHNOLOGIES
Address PO BOX 250 7471 SOUTH FIFTH STREET, FRISCO, TX 75034
FRISCO TX 75034
Phone No. 972 335-2121 State Gen. ID No. 30516
Gen. US EPA ID No. TXD006451090

WASTE CODE	PROFILE NUMBER	WASTE DESCRIPTION	QUANTITY	UNITS
[REDACTED]	[REDACTED]	[REDACTED]	8 yds	Y
01027310212	958041X	SOIL FROM RETAINING WALL		

CODES: D = DRUM; B = BAG; C = CARTON; P = POUND; Y = YARDS; O = OTHER

I hereby certify that the above listed material(s), is (are) not a hazardous waste as defined by 40 CFR Part 261 or any applicable state law. That each waste has been properly described, classified and packaged, and is in proper condition for transportation according to applicable regulations.

CARLICE WENWELL A. AUTHORIZED AGENT'S NAME (PRINT) 10-1-12 DATE Wendell C. White SIGNATURE

TRANSPORTER

Transporter's Name Green Sealing Phone No. 817-577-9299
Address 2401 Handley Edgewood Driver's name Travis Orr
FT. WORTH TX. 76118 Vehicle No. 866

I hereby certify that the above listed material was picked up at the Generator site listed above and delivered without incident to the disposal facility listed below.

10-1-12 SHIPMENT DATE Travis Orr DRIVER'S SIGNATURE 10-1-12 DELIVERY DATE Travis Orr DRIVER'S SIGNATURE

DISPOSAL FACILITY

Site Name DFW RDF Phone No. (972)459-1213
Address 1600 S RAILROAD STREET LEWISVILLE TX 75067
Permit No. 1025-B Time 2:46PM

I hereby certify that the above listed material has been accepted and that information presented on this document is true and accurate.
[Signature] NAME (PRINT) 10/01/12 DATE [Signature] SIGNATURE



NON-HAZARDOUS WASTE MANIFEST

FOR OFFICE USE ONLY
Customer Acc. No. _____
Ticket No. _____

GENERATOR

WMI 1252656

Name EXIDE TECHNOLOGIES
Address PO BOX 250
FRISCO TX 75034
Phone No. 972 335-2121

Generating Location EXIDE TECHNOLOGIES
7471 SOUTH FIFTH STREET; FRISCO, TX 75034
State Gen. ID No. 30516
Gen. US EPA ID No. TXD006451090

WASTE CODE	PROFILE NUMBER	WASTE DESCRIPTION	QUANTITY	UNITS
<u>10121731012</u>	<u>958041TX</u>	<u>SOIL FROM RETAINING WALL</u>	<u>8 yds</u>	<u>Y</u>

CODES: D = DRUM; B = BAG; C = CARTON; P = POUND; Y = YARDS; 0 = OTHER

I hereby certify that the above listed material(s), is (are) not a hazardous waste as defined by 40 CFR Part 261 or any applicable state law. That each waste has been properly described, classified and packaged, and is in proper condition for transportation according to applicable regulations.

CARLIE WENDL
AUTHORIZED AGENT'S NAME (PRINT) 10-2-12 DATE Carlie Wendl SIGNATURE

TRANSPORTER

Transporter's Name Green Scapine Phone No. 817-577-9299
Address 2401 Handley Edenlike Driver's name Travis Orr
H. Worth Tx 76118 Vehicle No. 8UV

I hereby certify that the above listed material was picked up at the Generator site listed above and delivered without incident to the disposal facility listed below.

10-2-12 SHIPMENT DATE Travis Orr DRIVER'S SIGNATURE 10-2-12 DELIVERY DATE Travis Orr DRIVER'S SIGNATURE

DISPOSAL FACILITY

Site Name DFW RDF Phone No. (972)459-1213
Address 1600 S RAILROAD STREET LEWISVILLE TX 75067
1025-B
Permit No. _____ Time 9:17 AM

I hereby certify that the above listed material has been accepted and that information presented on this document is true and accurate.

A. Reed NAME (PRINT) 10/02/12 DATE A. Reed SIGNATURE



NON-HAZARDOUS WASTE MANIFEST

FOR OFFICE USE ONLY
Customer Acc. No. _____
Ticket No. _____

GENERATOR

WMI 1252657

Name EXIDE TECHNOLOGIES
Address PO BOX 250
FRISCO TX 75034
Phone No. 972 335-2121

Generating Location EXIDE TECHNOLOGIES
7471 SOUTH FIFTH STREET; FRISCO, TX 75034
State Gen. ID No. 30516
Gen. US EPA ID No. TXD006451090

WASTE CODE	PROFILE NUMBER	WASTE DESCRIPTION	QUANTITY	UNITS
<u>00273022</u>	<u>958041TX</u>	<u>SOIL FROM RETAINING WALL</u>	<u>10</u>	<u>Y</u>

CODES: D = DRUM; B = BAG; C = CARTON; P = POUND; Y = YARDS; O = OTHER

I hereby certify that the above listed material(s), is (are) not a hazardous waste as defined by 40 CFR Part 261 or any applicable state law. That each waste has been properly described, classified and packaged, and is in proper condition for transportation according to applicable regulations.

CARLE WENDEL AUTHORIZED AGENT'S NAME (PRINT) 10-2-12 DATE [Signature] SIGNATURE

TRANSPORTER

Transporter's Name Green Scaping Phone No. 817-577-9299
Address 2401 Handley Ederville Driver's name Travis Orr
Ft. Worth Tx 76118 Vehicle No. 866

I hereby certify that the above listed material was picked up at the Generator site listed above and delivered without incident to the disposal facility listed below.

10-2-12 SHIPMENT DATE [Signature] DRIVER'S SIGNATURE 10-2-12 DELIVERY DATE [Signature] DRIVER'S SIGNATURE

DISPOSAL FACILITY

Site Name DFW RDF Phone No. (972)459-1213
Address 1600 S RAILROAD STREET LEWISVILLE TX 75067
1025-B Permit No. _____ Time 10:10 AM

I hereby certify that the above listed material has been accepted and that information presented on this document is true and accurate.

[Signature] NAME (PRINT) 10/2/12 DATE [Signature] SIGNATURE



**NON-HAZARDOUS
WASTE MANIFEST**

FOR OFFICE USE ONLY
Customer Acc. No. _____
Ticket No. _____

GENERATOR

WMI 1252658

Name EXIDE TECHNOLOGIES
Address PO BOX 250
FRISCO TX 75034
Phone No. 972 335-2121

Generating Location EXIDE TECHNOLOGIES
7471 SOUTH FIFTH STREET; FRISCO, TX 75034
State Gen. ID No. 30516
Gen. US EPA ID No. TXD006451090

WASTE CODE	PROFILE NUMBER	WASTE DESCRIPTION	QUANTITY	UNITS
<u>0012730122</u>	<u>9580417X</u>	<u>SOIL FROM RETAINING WALL</u>	<u>8 yd's</u>	<u>Y</u>

CODES: D = DRUM; B = BAG; C = CARTON; P = POUND; Y = YARDS; O = OTHER

I hereby certify that the above listed material(s), is (are) not a hazardous waste as defined by 40 CFR Part 261 or any applicable state law. That each waste has been properly described, classified and packaged, and is in proper condition for transportation according to applicable regulations.

CARLISLE, WENDELL I. (PRINT) 10-2-12 (DATE) Wendell S. Carlisle (SIGNATURE)
AUTHORIZED AGENT'S NAME DATE SIGNATURE

TRANSPORTER

Transporter's Name Green Scaping
Address 2401 Handley Ederville
FL. Woods Tx. 76118

Phone No. 817-577-9299
Driver's name Travis Orr
Vehicle No. 866

I hereby certify that the above listed material was picked up at the Generator site listed above and delivered without incident to the disposal facility listed below.

10-2-12 (SHIPMENT DATE) Travis Orr (DRIVER'S SIGNATURE) 10-2-12 (DELIVERY DATE) Travis Orr (DRIVER'S SIGNATURE)

DISPOSAL FACILITY

Site Name DFW RDF
Address 1600 S RAILROAD STREET
1025-B

Phone No. (972)459-1213
LEWISVILLE TX 75067
Time 12:11PM

I hereby certify that the above listed material has been accepted and that information presented on this document is true and accurate.

X Reed (NAME) 10/2/12 (DATE) X Reed (SIGNATURE)
NAME DATE SIGNATURE



**NON-HAZARDOUS
WASTE MANIFEST**

FOR OFFICE USE ONLY

Customer Acc. No. _____
Ticket No. _____

GENERATOR

WMI 1252659

Name EXIDE TECHNOLOGIES
Address PO BOX 250
FRISCO TX 75034
Phone No. 972 335-2121

Generating Location EXIDE TECHNOLOGIES
7471 SOUTH FIFTH STREET, FRISCO, TX 75034
State Gen. ID No. 30510
Gen. US EPA ID No. TXD006451090

WASTE CODE	PROFILE NUMBER	WASTE DESCRIPTION	QUANTITY	UNITS
0102700122	958041TX	SOIL FROM RETAINING WALL	8 yds	Y

CODES: D = DRUM; B = BAG; C = CARTON; P = POUND; Y = YARDS; 0 = OTHER

I hereby certify that the above listed material(s), is (are) not a hazardous waste as defined by 40 CFR Part 261 or any applicable state law. That each waste has been properly described, classified and packaged, and is in proper condition for transportation according to applicable regulations.

CARLIE WENDEL (PRINT) 10-2-12 DATE Wendell B. Carlisle SIGNATURE
AUTHORIZED AGENT'S NAME

TRANSPORTER

Transporter's Name Green Scooping Phone No. 817-577-9299
Address 2401 Handley Edenwille Driver's name Travis Orr
Ft Worth Tx 76118 Vehicle No. 866

I hereby certify that the above listed material was picked up at the Generator site listed above and delivered without incident to the disposal facility listed below.

10-2-12 SHIPMENT DATE Travis Orr DRIVER'S SIGNATURE 10-2-12 DELIVERY DATE Travis Orr DRIVER'S SIGNATURE

DISPOSAL FACILITY

Site Name DFW RDF Phone No. (972)459-1213
Address 1600 S RAILROAD STREET LEWISVILLE TX 75067
1025-B
Permit No. _____ Time 3:49 pm

I hereby certify that the above listed material has been accepted and that information presented on this document is true and accurate.

Travis Orr (PRINT) 10/2/10 DATE [Signature] SIGNATURE
NAME



**NON-HAZARDOUS
WASTE MANIFEST**

FOR OFFICE USE ONLY

Customer Acc. No. _____
Ticket No. _____

GENERATOR

WMI 1252660

Name EXIDE TECHNOLOGIES
Address PO BOX 250
FRISCO TX 75034
Phone No. 972 335-2121

Generating Location EXIDE TECHNOLOGIES
7471 SOUTH FIFTH STREET; FRISCO, TX 75034
State Gen. ID No. 30516
Gen. US EPA ID No. TXD006451090

WASTE CODE	PROFILE NUMBER	WASTE DESCRIPTION	QUANTITY	UNITS
<u>00223022</u>	<u>958041TX</u>	<u>SOIL FROM RETAINING WALL</u>	<u>8 yds</u>	<u>Y</u>

CODES: D = DRUM; B = BAG; C = CARTON; P = POUND; Y = YARDS; 0 = OTHER

I hereby certify that the above listed material(s), is (are) not a hazardous waste as defined by 40 CFR Part 261 or any applicable state law. That each waste has been properly described, classified and packaged, and is in proper condition for transportation according to applicable regulations.

CARLTON WRENCH & _____
AUTHORIZED AGENT'S NAME (PRINT) DATE 10-2-12 SIGNATURE Carlton Wrench

TRANSPORTER

Transporter's Name Green Sealing Phone No. 817-577-9299
Address 2401 Handley Ederly Driver's name Travis Orr
Fl. Worth TX 76118 Vehicle No. 866

I hereby certify that the above listed material was picked up at the Generator site listed above and delivered without incident to the disposal facility listed below.

SHIPMENT DATE 10-2-12 DRIVER'S SIGNATURE Travis Orr DELIVERY DATE 10-2-12 DRIVER'S SIGNATURE Travis Orr

DISPOSAL FACILITY

Site Name DFW RDF Phone No. (972)459-1213
Address 1600 S RAILROAD STREET LEWISVILLE TX 75067
1025-B
Permit No. _____ Time 1:56 PM

I hereby certify that the above listed material has been accepted and that information presented on this document is true and accurate.

A. Reed 10/02/12 A. Reed
NAME (PRINT) DATE SIGNATURE



**NON-HAZARDOUS
WASTE MANIFEST**

FOR OFFICE USE ONLY
Customer Acc. No. _____
Ticket No. _____

GENERATOR

WMI 1252661

Name EXIDE TECHNOLOGIES
Address PO BOX 250
FRISCO TX 75034
Phone No. 972 335-2121

Generating Location EXIDE TECHNOLOGIES
7471 SOUTH FIFTH STREET, FRISCO, TX 75034
State Gen. ID No. 30516
Gen. US EPA ID No. TXD006451090

WASTE CODE	PROFILE NUMBER	WASTE DESCRIPTION	QUANTITY	UNITS
<u>01027131022</u>	<u>958041TX</u>	<u>SOIL FROM RETAINING WALL</u>	<u>8 yds</u>	<u>Y</u>

CODES: D = DRUM; B = BAG; C = CARTON; P = POUND; Y = YARDS; O = OTHER

I hereby certify that the above listed material(s), is (are) not a hazardous waste as defined by 40 CFR Part 261 or any applicable state law. That each waste has been properly described, classified and packaged, and is in proper condition for transportation according to applicable regulations.

CARLIE WENDEL AUTHORIZED AGENT'S NAME (PRINT) 10-3-12 DATE Wendell S. Carlie SIGNATURE

TRANSPORTER

Transporter's Name Green Scapins Phone No. 817-577-9299
Address 2401 Handley Edenville Rd Driver's name Travis Orr
Ft. Worth Tx. 76118 Vehicle No. 866

I hereby certify that the above listed material was picked up at the Generator site listed above and delivered without incident to the disposal facility listed below.

10-3-12 SHIPMENT DATE Travis Orr DRIVER'S SIGNATURE 10-3-12 DELIVERY DATE Travis Orr DRIVER'S SIGNATURE

DISPOSAL FACILITY

Site Name DFW RDF Phone No. (972)459-1213
Address 1600 S RAILROAD STREET LEWISVILLE TX 75067
1025-B
Permit No. _____ Time 9:00am

I hereby certify that the above listed material has been accepted and that information presented on this document is true and accurate.

Travis Orr NAME (PRINT) 10/3/12 DATE [Signature] SIGNATURE



NON-HAZARDOUS WASTE MANIFEST

FOR OFFICE USE ONLY

Customer Acc. No. _____
Ticket No. _____

GENERATOR

WMI 1252662

Name EXIDE TECHNOLOGIES
Address PO BOX 250
FRISCO TX 75034
Phone No. 972 335-2121

Generating Location EXIDE TECHNOLOGIES
7471 SOUTH FIFTH STREET; FRISCO, TX 75034
State Gen. ID No. 30516
Gen. US EPA ID No. TXD006451090

WASTE CODE	PROFILE NUMBER	WASTE DESCRIPTION	QUANTITY	UNITS
<u>010270022</u>	<u>958041TX</u>	<u>SOIL FROM RETAINING WALL</u>	<u>4</u>	<u>YCS^Y</u>

CODES: D = DRUM; B = BAG; C = CARTON; P = POUND; Y = YARDS; 0 = OTHER

I hereby certify that the above listed material(s), is (are) not a hazardous waste as defined by 40 CFR Part 261 or any applicable state law. That each waste has been properly described, classified and packaged, and is in proper condition for transportation according to applicable regulations.

CARLEIL WRENSELL D. AUTHORIZED AGENT'S NAME (PRINT) 10-3-12 DATE Wendell S. Carbile SIGNATURE

TRANSPORTER

Transporter's Name Green Scapes Phone No. _____
Address 2401 Hardy Ederville Rd Driver's name Travis Orr
Ft. Worth Tx 76118 Vehicle No. 866

I hereby certify that the above listed material was picked up at the Generator site listed above and delivered without incident to the disposal facility listed below.

10-3-12 SHIPMENT DATE Travis Orr DRIVER'S SIGNATURE 10-3-12 DELIVERY DATE Travis Orr DRIVER'S SIGNATURE

DISPOSAL FACILITY

Site Name DFW RDF Phone No. (972)459-1213
Address 1600 S RAILROAD STREET LEWISVILLE TX 75067
1025-B
Permit No. _____ Time 1:00 PM

I hereby certify that the above listed material has been accepted and that information presented on this document is true and accurate.

[Signature] NAME (PRINT) 10/3/12 DATE [Signature] SIGNATURE



NON-HAZARDOUS WASTE MANIFEST

FOR OFFICE USE ONLY
Customer Acc. No. _____
Ticket No. _____

GENERATOR

WMI 1252663

Name EXIDE TECHNOLOGIES
Address PO BOX 250
FRISCO TX 75034
Phone No. 972 335-2121

Generating Location EXIDE TECHNOLOGIES
7471 SOUTH FIFTH STREET; FRISCO, TX 75034
State Gen. ID No. 30516
Gen. US EPA ID No. TXD006451090

WASTE CODE	PROFILE NUMBER	WASTE DESCRIPTION	QUANTITY	UNITS
<u>002731022</u>	<u>958041TX</u>	<u>SOIL FROM RETAINING WALL</u>	<u>8 yds</u>	<u>Y</u>

CODES: D = DRUM; B = BAG; C = CARTON; P = POUND; Y = YARDS; O = OTHER

I hereby certify that the above listed material(s), is (are) not a hazardous waste as defined by 40 CFR Part 261 or any applicable state law. That each waste has been properly described, classified and packaged, and is in proper condition for transportation according to applicable regulations.

CARLIVE WENDEL AUTHORIZED AGENT'S NAME (PRINT) 10-5-12 DATE Wendell Carlive SIGNATURE

TRANSPORTER

Transporter's Name Green Sealing Phone No. 817-577-9299
Address 2401 Handley Edesville Driver's name Travis Orr
Ft. Worth Tx. 76118 Vehicle No. 860

I hereby certify that the above listed material was picked up at the Generator site listed above and delivered without incident to the disposal facility listed below.

10-5-12 SHIPMENT DATE Travis Orr DRIVER'S SIGNATURE 10-5-12 DELIVERY DATE Travis Orr DRIVER'S SIGNATURE

DISPOSAL FACILITY

Site Name DFW RDF Phone No. (972)450-1213
Address 1600 S RAILROAD STREET LEWISVILLE TX 75067
Permit No. 1025-B Time 12:21 PM

I hereby certify that the above listed material has been accepted and that information presented on this document is true and accurate.

A. Reed NAME (PRINT) 10/5/12 DATE A. Reed SIGNATURE



**NON-HAZARDOUS
WASTE MANIFEST**

FOR OFFICE USE ONLY

Customer Acc. No. _____
Ticket No. _____

GENERATOR

WMI 1252664

Name EXIDE TECHNOLOGIES
Address PO BOX 250
FRISCO TX 75034
Phone No. 972 335-2121

Generating Location EXIDE TECHNOLOGIES
7471 SOUTH FIFTH STREET, FRISCO, TX 75034
State Gen. ID No. 30516
Gen. US EPA ID No. TXD006451090

WASTE CODE	PROFILE NUMBER	WASTE DESCRIPTION	QUANTITY	UNITS
000-7301212	958041X	SOIL FROM RETAINING WALL	8 yds	Y
000-7301212	958041X	SOIL FROM RETAINING WALL	8 yds	Y

CODES: D = DRUM; B = BAG; C = CARTON; P = POUND; Y = YARDS; 0 = OTHER

I hereby certify that the above listed material(s), is (are) not a hazardous waste as defined by 40 CFR Part 261 or any applicable state law. That each waste has been properly described, classified and packaged, and is in proper condition for transportation according to applicable regulations.

CARLILE, WENDELL A. (PRINT) 24 Oct 2012 (DATE) Wendell A. Carlile (SIGNATURE)
AUTHORIZED AGENT'S NAME

TRANSPORTER

Transporter's Name GreenScanner Phone No. 817-577-9299
Address 2241 Highway Ederville Rd Driver's name Travis Orr
Pl. Wood Tr. 76118 Vehicle No. 866/865

I hereby certify that the above listed material was picked up at the Generator site listed above and delivered without incident to the disposal facility listed below.

10-24-12 (SHIPMENT DATE) Travis Orr (DRIVER'S SIGNATURE) 10-24-12 (DELIVERY DATE) Travis Orr (DRIVER'S SIGNATURE)

DISPOSAL FACILITY

Site Name DFW RDF Phone No. (972)459-1213
Address 1600 S RAILROAD STREET LEWISVILLE TX 75067
1025-B
Permit No. _____ Time 1200pm

I hereby certify that the above listed material has been accepted and that information presented on this document is true and accurate.

Travis Orr (NAME) (PRINT) 10/24/12 (DATE) Travis Orr (SIGNATURE)



**NON-HAZARDOUS
WASTE MANIFEST**

FOR OFFICE USE ONLY

Customer Acc. No. _____
Ticket No. _____

GENERATOR

WMI 1252670

Name EXIDE TECHNOLOGIES
Address PO BOX 250
FRISCO TX 75034
Phone No. 972 335-2121

Generating Location EXIDE TECHNOLOGIES
7471 SOUTH FIFTH STREET; FRISCO, TX 75034
State Gen. ID No. 30516
Gen. US EPA ID No. TXD006451090

WASTE CODE	PROFILE NUMBER	WASTE DESCRIPTION	QUANTITY	UNITS
010271310212	958041TX	SOIL FROM RETAINING WALL	8 yds	Y
010271310212	958041TX	SOIL FROM RETAINING WALL	8 yds	Y

CODES: D = DRUM; B = BAG; C = CARTON; P = POUND; Y = YARDS; 0 = OTHER

I hereby certify that the above listed material(s), is (are) not a hazardous waste as defined by 40 CFR Part 261 or any applicable state law. That each waste has been properly described, classified and packaged, and is in proper condition for transportation according to applicable regulations.

CARL W. WENDWELL JR. 10-31-12 Carl W. Wendwell Jr.
AUTHORIZED AGENT'S NAME (PRINT) DATE SIGNATURE

TRANSPORTER

Transporter's Name Green Scaping Phone No. 817-577-9299
Address 2401 Hardroy Edenwille Driver's name Travis Orr
Atlanta Ga 30118 Vehicle No. 866

I hereby certify that the above listed material was picked up at the Generator site listed above and delivered without incident to the disposal facility listed below.

10-31-12 Travis Orr 10-31-12 Travis Orr
SHIPMENT DATE DRIVER'S SIGNATURE DELIVERY DATE DRIVER'S SIGNATURE

DISPOSAL FACILITY

Site Name DFW RDF Phone No. (972)459-1213
Address 1600 S RAILROAD STREET LEWISVILLE TX 75067
1025-B
Permit No. _____ Time _____

I hereby certify that the above listed material has been accepted and that information presented on this document is true and accurate.

Travis Orr 10/31/12 [Signature]
NAME (PRINT) DATE SIGNATURE



**NON-HAZARDOUS
WASTE MANIFEST**

FOR OFFICE USE ONLY
Customer Acc. No. _____
Ticket No. _____

GENERATOR

WMI 1252671

Name EXIDE TECHNOLOGIES
Address PO BOX 250
FRISCO TX 75034
Phone No. 972 335-2121

Generating Location EXIDE TECHNOLOGIES
7471 SOUTH FIFTH STREET, FRISCO, TX 75034
State Gen. ID No. 30516
Gen. US EPA ID No. TXD006451090

WASTE CODE	PROFILE NUMBER	WASTE DESCRIPTION	QUANTITY	UNITS
01027131022	98041X	SOIL FROM RETAINING WALL	8 YDS	Y

CODES: D = DRUM; B = BAG; C = CARTON; P = POUND; Y = YARDS; 0 = OTHER

I hereby certify that the above listed material(s), is (are) not a hazardous waste as defined by 40 CFR Part 261 or any applicable state law. That each waste has been properly described, classified and packaged, and is in proper condition for transportation according to applicable regulations.

CARLisle, WENDELL D. AUTHORIZED AGENT'S NAME (PRINT) 10-31-12 DATE Wendell D. Carlisle SIGNATURE

TRANSPORTER

Transporter's Name Green Scaping Phone No. 817-577-9299
Address 2401 Hardley Edenville Driver's name Travis Onda
Ft. Worth Tx 76118 Vehicle No. 866

I hereby certify that the above listed material was picked up at the Generator site listed above and delivered without incident to the disposal facility listed below.

10-31-12 SHIPMENT DATE Travis Onda DRIVER'S SIGNATURE 10-31-12 DELIVERY DATE Travis Onda DRIVER'S SIGNATURE

DISPOSAL FACILITY

Site Name DFW RDF Phone No. (972)459-1213
Address 1600 S RAILROAD STREET LEWISVILLE TX 75067
1025-B
Permit No. _____ Time 3:05 pm

I hereby certify that the above listed material has been accepted and that information presented on this document is true and accurate.

K Borley NAME (PRINT) 10-31-12 DATE K Borley SIGNATURE



**NON-HAZARDOUS
WASTE MANIFEST**

FOR OFFICE USE ONLY

Customer Acc. No. _____
Ticket No. _____

GENERATOR

WMI 1252672

Name EXIDE TECHNOLOGIES
Address PO BOX 250
FRISCO TX 75034
Phone No. 972 335-2121

Generating Location EXIDE TECHNOLOGIES
7471 SOUTH FIFTH STREET; FRISCO, TX 75034
State Gen. ID No. 30516
Gen. US EPA ID No. TXD006451090

WASTE CODE	PROFILE NUMBER	WASTE DESCRIPTION	QUANTITY	UNITS
0012701022	958041X	SOIL FROM RETAINING WALL	4 yds	Y

CODES: D = DRUM; B = BAG; C = CARTON; P = POUND; Y = YARDS; 0 = OTHER

I hereby certify that the above listed material(s), is (are) not a hazardous waste as defined by 40 CFR Part 261 or any applicable state law. That each waste has been properly described, classified and packaged, and is in proper condition for transportation according to applicable regulations.

CARLINA, WENDELL B. (PRINT) 11-1-12 (DATE) Wendell Carlina (SIGNATURE)
AUTHORIZED AGENT'S NAME

TRANSPORTER

Transporter's Name Green Seal One Phone No. 817-577-9299
Address 2401 Handley Edersville Driver's name Travis Orr
Ft. Worth Tx. 76118 Vehicle No. 806

I hereby certify that the above listed material was picked up at the Generator site listed above and delivered without incident to the disposal facility listed below.

11-1-12 (SHIPMENT DATE) Travis Orr (DRIVER'S SIGNATURE) 11-1-12 (DELIVERY DATE) Travis Orr (DRIVER'S SIGNATURE)

DISPOSAL FACILITY

Site Name DFW RDF Phone No. (972)459-1213
Address 1600 S RAILROAD STREET
1025-B LEWISVILLE TX 75067
Permit No. _____ Time 11:00 AM

I hereby certify that the above listed material has been accepted and that information presented on this document is true and accurate.

[Signature] (PRINT) 11/1/12 (DATE) [Signature] (SIGNATURE)



**NON-HAZARDOUS
WASTE MANIFEST**

FOR OFFICE USE ONLY
Customer Acc. No. _____
Ticket No. _____

GENERATOR

WMI 1252673

Name EXIDE TECHNOLOGIES
Address PO BOX 250
FRISCO TX 75034
Phone No. 972 395-2121

Generating Location EXIDE TECHNOLOGIES
7471 SOUTH FIFTH STREET; FRISCO, TX 75034
State Gen. ID No. 30516
Gen. US EPA ID No. TXD006451090

WASTE CODE	PROFILE NUMBER	WASTE DESCRIPTION	QUANTITY	UNITS
<u>0102 730122</u>	<u>95804174</u>	<u>SOIL FROM RETAINING WALL</u>	<u>8 yds</u>	<u>Y</u>

CODES: D = DRUM; B = BAG; C = CARTON; P = POUND; Y = YARDS; O = OTHER

I hereby certify that the above listed material(s), is (are) not a hazardous waste as defined by 40 CFR Part 261 or any applicable state law. That each waste has been properly described, classified and packaged, and is in proper condition for transportation according to applicable regulations.

CARLILE, WENDELL AUTHORIZED AGENT'S NAME (PRINT) 11-1-12 DATE Wendell O. Carlile SIGNATURE

TRANSPORTER

Transporter's Name Green Scaping Phone No. 817-577-9299
Address 2401 Hardyfordville Driver's name Travis Orr
Fr. Co. TX 76118 Vehicle No. 866

I hereby certify that the above listed material was picked up at the Generator site listed above and delivered without incident to the disposal facility listed below.

11-1-12 SHIPMENT DATE Travis Orr DRIVER'S SIGNATURE 11-1-12 DELIVERY DATE Travis Orr DRIVER'S SIGNATURE

DISPOSAL FACILITY

Site Name DFW RDF Phone No. (972)459-1213
Address 1600 S RAILROAD STREET LEWISVILLE TX 75067
1025-B
Permit No. _____ Time 3:00pm

I hereby certify that the above listed material has been accepted and that information presented on this document is true and accurate.

Travis Orr NAME (PRINT) 11/1/12 DATE [Signature] SIGNATURE



NON-HAZARDOUS WASTE MANIFEST

FOR OFFICE USE ONLY
Customer Acc. No. _____
Ticket No. _____

GENERATOR

WMI 1252674

Name EXIDE TECHNOLOGIES
Address PO BOX 250
FRISCO TX 75034
Phone No. 972 335-2121

Generating Location EXIDE TECHNOLOGIES
7471 SOUTH FIFTH STREET; FRISCO, TX 75034
State Gen. ID No. 30516
Gen. US EPA ID No. TXD006451090

WASTE CODE	PROFILE NUMBER	WASTE DESCRIPTION	QUANTITY	UNITS
[REDACTED]	[REDACTED]	[REDACTED]	8 yds	Y
01027 B 01212	9580412	SOIL FROM RETENTION WALL		

CODES: D = DRUM; B = BAG; C = CARTON; P = POUND; Y = YARDS; O = OTHER

I hereby certify that the above listed material(s), is (are) not a hazardous waste as defined by 40 CFR Part 261 or any applicable state law. That each waste has been properly described, classified and packaged, and is in proper condition for transportation according to applicable regulations.

CARLILE, WENDELL D. (PRINT) 11-1-12 (DATE) Wendell B. Carlile (SIGNATURE)
AUTHORIZED AGENT'S NAME DATE SIGNATURE

TRANSPORTER

Transporter's Name Green Sealing Phone No. 817-577-9299
Address 2401 Handley Edinburg Driver's name Travis Orr
Ft. Worth Tx 76118 Vehicle No. 866

I hereby certify that the above listed material was picked up at the Generator site listed above and delivered without incident to the disposal facility listed below.

11-1-12 (SHIPMENT DATE) Travis Orr (DRIVER'S SIGNATURE) 11-1-12 (DELIVERY DATE) Travis Orr (DRIVER'S SIGNATURE)

DISPOSAL FACILITY

Site Name DFW RDF Phone No. (972)459-1213
Address 1600 S RAILROAD STREET LEWISVILLE TX 75067
1025-B
Permit No. _____ Time 109 AM

I hereby certify that the above listed material has been accepted and that information presented on this document is true and accurate.

[Signature] (NAME) (PRINT) 11/1/12 (DATE) [Signature] (SIGNATURE)



**NON-HAZARDOUS
WASTE MANIFEST**

FOR OFFICE USE ONLY

Customer Acc. No. _____
Ticket No. _____

GENERATOR

WMI 1252675

Name EXIDE TECHNOLOGIES
Address PO BOX 250
FRISCO TX 75034
Phone No. 972 385-2121

Generating Location EXIDE TECHNOLOGIES
7471 SOUTH FIFTH STREET, FRISCO, TX 75034
State Gen. ID No. 30516
Gen. US EPA ID No. TXD006451090

WASTE CODE	PROFILE NUMBER	WASTE DESCRIPTION	QUANTITY	UNITS
<u>0002731022</u>	<u>95804TX</u>	<u>SOIL FROM RETAINING WALL</u>	<u>8 yds</u>	<u>Y</u>

CODES: D = DRUM; B = BAG; C = CARTON; P = POUND; Y = YARDS; O = OTHER

I hereby certify that the above listed material(s), is (are) not a hazardous waste as defined by 40 CFR Part 261 or any applicable state law. That each waste has been properly described, classified and packaged, and is in proper condition for transportation according to applicable regulations.

CARLILE, JENNELL B. AUTHORIZED AGENT'S NAME (PRINT) 11-9-12 DATE Jennell B. Carlile SIGNATURE

TRANSPORTER

Transporter's Name Green Scallops Phone No. 817-577-9299
Address 2401 Handley Ederwine Driver's name Travis Orr
Ft. Worth Tx 76118 Vehicle No. 866

I hereby certify that the above listed material was picked up at the Generator site listed above and delivered without incident to the disposal facility listed below.

11-9-12 SHIPMENT DATE Travis Orr DRIVER'S SIGNATURE 11-9-12 DELIVERY DATE Travis Orr DRIVER'S SIGNATURE

DISPOSAL FACILITY

Site Name DFW RDF Phone No. (972)459-1213
Address 1600 S RAILROAD STREET LEWISVILLE TX 75067
1025-B
Permit No. _____ Time _____

I hereby certify that the above listed material has been accepted and that information presented on this document is true and accurate.

K Bodley NAME (PRINT) 11-9-12 DATE K Bodley SIGNATURE



**NON-HAZARDOUS
WASTE MANIFEST**

FOR OFFICE USE ONLY

Customer Acc. No. _____
Ticket No. _____

GENERATOR

WMI 1252676

Name EXIDE TECHNOLOGIES
Address PO BOX 250
FRISCO TX 75034
Phone No. 972 335-2121

Generating Location EXIDE TECHNOLOGIES
7471 SOUTH FIFTH STREET; FRISCO, TX 75034
State Gen. ID No. 30516
Gen. US EPA ID No. TXD006451090

WASTE CODE	PROFILE NUMBER	WASTE DESCRIPTION	QUANTITY	UNITS
0002171301212	958041TX	SOIL FROM RETAINING WALL	8405	Y

CODES: D = DRUM; B = BAG; C = CARTON; P = POUND; Y = YARDS; O = OTHER

I hereby certify that the above listed material(s), is (are) not a hazardous waste as defined by 40 CFR Part 261 or any applicable state law. That each waste has been properly described, classified and packaged, and is in proper condition for transportation according to applicable regulations.

CARLILE, JENNELL D. (PRINT) 11-9-12 (DATE) Jennell Carlile (SIGNATURE)
AUTHORIZED AGENT'S NAME

TRANSPORTER

Transporter's Name Green Sealing Phone No. 817-577-9299
Address 2401 Handley Highway Driver's name Travis Oll
Ft. Worth TX 76118 Vehicle No. 866

I hereby certify that the above listed material was picked up at the Generator site listed above and delivered without incident to the disposal facility listed below.

11-9-12 (SHIPMENT DATE) Travis Oll (DRIVER'S SIGNATURE) 11-9-12 (DELIVERY DATE) Travis Oll (DRIVER'S SIGNATURE)

DISPOSAL FACILITY

Site Name DFW RDF Phone No. (972)459-1213
Address 1600 S RAILROAD STREET LEWISVILLE TX 75067
1025-B
Permit No. _____ Time 1:53 pm

I hereby certify that the above listed material has been accepted and that information presented on this document is true and accurate.

K Baxley (NAME) 11-9-12 (DATE) K Baxley (SIGNATURE)
(PRINT)



**NON-HAZARDOUS
WASTE MANIFEST**

FOR OFFICE USE ONLY

Customer Acc. No. _____
Ticket No. _____

GENERATOR

WMI 1252677

Name EXIDE TECHNOLOGIES
Address PO BOX 250
FRISCO TX 75034
Phone No. 972 335-2121

Generating Location EXIDE TECHNOLOGIES
7471 SOUTH FIFTH STREET, FRISCO, TX 75034
State Gen. ID No. 30516
Gen. US EPA ID No. TXD006451090

WASTE CODE	PROFILE NUMBER	WASTE DESCRIPTION	QUANTITY	UNITS
0102013022	9500412	SOIL FROM RETAINING WALL	8 yds	Y
0102013022	9500412	SOIL FROM RETAINING WALL	8 yds	Y

CODES: D = DRUM; B = BAG; C = CARTON; P = POUND; Y = YARDS; 0 = OTHER

I hereby certify that the above listed material(s), is (are) not a hazardous waste as defined by 40 CFR Part 261 or any applicable state law. That each waste has been properly described, classified and packaged, and is in proper condition for transportation according to applicable regulations.

CARLILE, WENDELL S. AUTHORIZED AGENT'S NAME (PRINT) 11-9-12 DATE Wendell S. Carlile SIGNATURE

TRANSPORTER

Transporter's Name Green Scapes Phone No. 817-577-9299
Address 2401 Handley Ederville Driver's name Travis Orr
DALLAS TX 75201 F. Worth Tx. 76118 Vehicle No. 866

I hereby certify that the above listed material was picked up at the Generator site listed above and delivered without incident to the disposal facility listed below.

11-9-12 SHIPMENT DATE Travis Orr DRIVER'S SIGNATURE 11-9-12 DELIVERY DATE Travis Orr DRIVER'S SIGNATURE

DISPOSAL FACILITY

Site Name DFW RDF Phone No. (972)459-1213
Address 1600 S RAILROAD STREET LEWISVILLE TX 75067
1025-B
Permit No. _____ Time 12:45 pm

I hereby certify that the above listed material has been accepted and that information presented on this document is true and accurate.

K Boxley NAME (PRINT) 11-9-12 DATE K Boxley SIGNATURE



**NON-HAZARDOUS
WASTE MANIFEST**

FOR OFFICE USE ONLY

Customer Acc. No. _____
Ticket No. _____

GENERATOR

WMI 1252678

Name EXIDE TECHNOLOGIES
Address PO BOX 250
FRISCO TX 75034
Phone No. 972 335-2121

Generating Location EXIDE TECHNOLOGIES
7471 SOUTH FIFTH STREET, FRISCO, TX 75034
State Gen. ID No. 30516
Gen. US EPA ID No. TXD006451090

WASTE CODE	PROFILE NUMBER	WASTE DESCRIPTION	QUANTITY	UNITS
[REDACTED]	[REDACTED]	[REDACTED]	8 yds	Y
10027130122	958041TX	SOIL FROM RETAINING WALL		
[REDACTED]	[REDACTED]	[REDACTED]		

CODES: D = DRUM; B = BAG; C = CARTON; P = POUND; Y = YARDS; O = OTHER

I hereby certify that the above listed material(s), is (are) not a hazardous waste as defined by 40 CFR Part 261 or any applicable state law. That each waste has been properly described, classified and packaged, and is in proper condition for transportation according to applicable regulations.

CARLISLE, WENDELL O. (PRINT) 10-31-12 DATE Wendell Carlisle SIGNATURE
AUTHORIZED AGENT'S NAME (PRINT) DATE SIGNATURE

TRANSPORTER

Transporter's Name Green Scapes Phone No. [REDACTED] 817-577-9299
Address [REDACTED] 2401 Hawthay Edenville Driver's name Stavis CM
[REDACTED] Ft. Worth Tx. 76118 Vehicle No. 866

I hereby certify that the above listed material was picked up at the Generator site listed above and delivered without incident to the disposal facility listed below.

10-31-12 SHIPMENT DATE Stavis CM DRIVER'S SIGNATURE 10-31-12 DELIVERY DATE Stavis CM DRIVER'S SIGNATURE

DISPOSAL FACILITY

Site Name DFW RDF Phone No. (972)459-1213
Address 1600 S RAILROAD STREET LEWISVILLE TX 75067
Permit No. 1025-B Time 1009 AM

I hereby certify that the above listed material has been accepted and that information presented on this document is true and accurate.

Troy Turner (PRINT) 10/31/12 DATE [Signature] SIGNATURE
NAME (PRINT) DATE SIGNATURE



**NON-HAZARDOUS
WASTE MANIFEST**

FOR OFFICE USE ONLY

Customer Acc. No. _____
Ticket No. _____

GENERATOR

WMI 1252679

Name EXIDE TECHNOLOGIES Generating Location EXIDE TECHNOLOGIES
Address PO BOX 250 7471 SOUTH FIFTH STREET, FRISCO, TX 75034
FRISCO TX 75034
State Gen. ID No. 30516
Phone No. 972 335-2121 Gen. US EPA ID No. TXD006451090

WASTE CODE	PROFILE NUMBER	WASTE DESCRIPTION	QUANTITY	UNITS
<u>000013022</u>	<u>958041X</u>	<u>SOIL FROM RETAINING WALL</u>	<u>8 yds</u>	<u>Y</u>

CODES: D = DRUM; B = BAG; C = CARTON; P = POUND; Y = YARDS; O = OTHER

I hereby certify that the above listed material(s), is (are) not a hazardous waste as defined by 40 CFR Part 261 or any applicable state law. That each waste has been properly described, classified and packaged, and is in proper condition for transportation according to applicable regulations.

CARLENE WRENDELL AUTHORIZED AGENT'S NAME (PRINT) 10-31-12 DATE Carlene Wendell SIGNATURE

TRANSPORTER

Transporter's Name Green Seal Inc Phone No. 817-577-9299
Address 2401 Hardy Ederville Rd Driver's name Travis OMA
Ft Worth TX 76118 Vehicle No. 866

I hereby certify that the above listed material was picked up at the Generator site listed above and delivered without incident to the disposal facility listed below.

10-31-12 SHIPMENT DATE Travis OMA DRIVER'S SIGNATURE 10-31-12 DELIVERY DATE Travis OMA DRIVER'S SIGNATURE

DISPOSAL FACILITY

Site Name DFW RDF Phone No. (972)458-1213
Address 1600 S RAILROAD STREET LEWISVILLE TX 75067
Permit No. 1025-B Time 1145 AM

I hereby certify that the above listed material has been accepted and that information presented on this document is true and accurate.

Travis OMA NAME (PRINT) 10/31/12 DATE [Signature] SIGNATURE



**NON-HAZARDOUS
WASTE MANIFEST**

FOR OFFICE USE ONLY
Customer Acc. No. _____
Ticket No. _____

GENERATOR

WMI 1252681

Name EXIDE TECHNOLOGIES
Address PO BOX 250
FRISCO TX 75034
Phone No. 972 335-2121

Generating Location EXIDE TECHNOLOGIES
7471 SOUTH FIFTH STREET; FRISCO, TX 75034
State Gen. ID No. 30516
Gen. US EPA ID No. TXD006451090

WASTE CODE	PROFILE NUMBER	WASTE DESCRIPTION	QUANTITY	UNITS
1012713101212	958041TX	Soil From Retaining Wall	8 yds	Y
1012713101212	958041TX	SOIL FROM RETAINING WALL	8 yds	Y

CODES: D = DRUM; B = BAG; C = CARTON; P = POUND; Y = YARDS; O = OTHER

I hereby certify that the above listed material(s), is (are) not a hazardous waste as defined by 40 CFR Part 261 or any applicable state law. That each waste has been properly described, classified and packaged, and is in proper condition for transportation according to applicable regulations.

CARLE WENDLE D. 19 Nov. 2012 Carle Wendle D.
AUTHORIZED AGENT'S NAME (PRINT) DATE SIGNATURE

TRANSPORTER

Transporter's Name Green Scaping Phone No. 817-577-9299
Address 2401 Hardley Edenville Driver's name Travis Old
Ft. Worth 76118 Vehicle No. 866

I hereby certify that the above listed material was picked up at the Generator site listed above and delivered without incident to the disposal facility listed below.

11-19-12 Travis Old 11-19-12 Travis Old
SHIPMENT DATE DRIVER'S SIGNATURE DELIVERY DATE DRIVER'S SIGNATURE

DISPOSAL FACILITY

Site Name DFW RDF Phone No. (972)459-1213
Address 1600 S RAILROAD STREET LEWISVILLE TX 75067
1025-B
Permit No. _____ Time 1009 AM

I hereby certify that the above listed material has been accepted and that information presented on this document is true and accurate.

Travis Old 11/19/12
NAME (PRINT) DATE SIGNATURE



**NON-HAZARDOUS
WASTE MANIFEST**

FOR OFFICE USE ONLY

Customer Acc. No. _____
Ticket No. _____

GENERATOR

WMI 1252682

Name EXIDE TECHNOLOGIES
Address PO BOX 250
FRISCO TX 75034
Phone No. 972 335-2121

Generating Location EXIDE TECHNOLOGIES
7471 SOUTH FIFTH STREET, FRISCO, TX 75034
State Gen. ID No. 30516
Gen. US EPA ID No. TXD006451090

WASTE CODE	PROFILE NUMBER	WASTE DESCRIPTION	QUANTITY	UNITS
<u>0B122310122</u>	<u>9580412</u>	<u>SOIL FROM RETIREMENT WALL</u>	<u>8yds</u>	<u>Y</u>

CODES: D = DRUM; B = BAG; C = CARTON; P = POUND; Y = YARDS; 0 = OTHER

I hereby certify that the above listed material(s), is (are) not a hazardous waste as defined by 40 CFR Part 261 or any applicable state law. That each waste has been properly described, classified and packaged, and is in proper condition for transportation according to applicable regulations.

CARLIDGE, WENDELL A. (PRINT) 19 Nov. 2012 (DATE) Wendell A. Carlidge (SIGNATURE)
AUTHORIZED AGENT'S NAME

TRANSPORTER

Transporter's Name GreenScaplog Phone No. 817-577-9299
Address 2401 Handley Ederville Driver's name Travis Old
Ft. Worth Tx. 76116 Vehicle No. 866

I hereby certify that the above listed material was picked up at the Generator site listed above and delivered without incident to the disposal facility listed below.

11-19-12 (SHIPMENT DATE) Travis Old (DRIVER'S SIGNATURE) 11-19-12 (DELIVERY DATE) Travis Old (DRIVER'S SIGNATURE)

DISPOSAL FACILITY

Site Name DFW RDF Phone No. (972)459-1213
Address 1600 S RAILROAD STREET LEWISVILLE TX 75067
1025-B
Permit No. _____ Time 12:53

I hereby certify that the above listed material has been accepted and that information presented on this document is true and accurate.

Debbie (NAME) (PRINT) 11/19/12 (DATE) _____ (SIGNATURE)



**NON-HAZARDOUS
WASTE MANIFEST**

FOR OFFICE USE ONLY

Customer Acc. No. _____
Ticket No. _____

GENERATOR

WMI 1252683

Name EXIDE TECHNOLOGIES
Address PO BOX 250
FRISCO TX 75034
Phone No. 972 335-2121

Generating Location EXIDE TECHNOLOGIES
7471 SOUTH FIFTH STREET, FRISCO, TX 75034
State Gen. ID No. 30516
Gen. US EPA ID No. TXD006451090

WASTE CODE	PROFILE NUMBER	WASTE DESCRIPTION	QUANTITY	UNITS
00273922	958041TX	Soil From Retaining wall	6yds	Y

CODES: D = DRUM; B = BAG; C = CARTON; P = POUND; Y = YARDS; 0 = OTHER

I hereby certify that the above listed material(s), is (are) not a hazardous waste as defined by 40 CFR Part 261 or any applicable state law. That each waste has been properly described, classified and packaged, and is in proper condition for transportation according to applicable regulations.

CARLENE WENKEL
AUTHORIZED AGENT'S NAME (PRINT) 19 NOV. 2012 DATE Carlene Wenkel SIGNATURE

TRANSPORTER

Transporter's Name Green Scaping Phone No. 817-577-9299
Address 2401 Handley Edenire Driver's name Louis ORR
DALLAS TX 75019 Ft. Worth 76118 Vehicle No. 866

I hereby certify that the above listed material was picked up at the Generator site listed above and delivered without incident to the disposal facility listed below.

11-19-12 SHIPMENT DATE Travis Orr DRIVER'S SIGNATURE 11-19-20 DELIVERY DATE Travis Orr DRIVER'S SIGNATURE

DISPOSAL FACILITY

Site Name DFW RDF Phone No. (972)459-1213
Address 1500 S RAILROAD STREET LEWISVILLE TX 75067
1025-B
Permit No. _____ Time 2:05pm

I hereby certify that the above listed material has been accepted and that information presented on this document is true and accurate.

Deborah Pusker NAME (PRINT) 11-19-12 DATE _____ SIGNATURE



**NON-HAZARDOUS
WASTE MANIFEST**

FOR OFFICE USE ONLY

Customer Acc. No. _____
Ticket No. _____

GENERATOR

WMI 1312048

Name Exide Technologies
Address PO Box 250
Frisco TX 75034
Phone No. 972 335-2121

Generating Location Exide Technologies
7471 South 5th St; Frisco, TX 75034
State Gen. ID No. 30516
Gen. US EPA ID No. TXD006451090

WASTE CODE	PROFILE NUMBER	WASTE DESCRIPTION	QUANTITY	UNITS
<u>002171310127</u>	<u>958041X</u>	<u>SOIL FROM RETAINING WALL</u>	<u>8 yds</u>	<u>Y</u>

CODES: D = DRUM; B = BAG; C = CARTON; P = POUND; Y = YARDS; 0 = OTHER

I hereby certify that the above listed material(s), is (are) not a hazardous waste as defined by 40 CFR Part 261 or any applicable state law. That each waste has been properly described, classified and packaged, and is in proper condition for transportation according to applicable regulations.

CARLIE WENDEL AUTHORIZED AGENT'S NAME (PRINT) 19 NOV 2012 DATE [Signature] SIGNATURE

TRANSPORTER

Transporter's Name Green Scaping
Address 2401 Handley Ederville Rd.
Ft. Worth TX. 76118

Phone No. 817-577-9299
Driver's name Travis Old
Vehicle No. 866

I hereby certify that the above listed material was picked up at the Generator site listed above and delivered without incident to the disposal facility listed below.

11-19-12 SHIPMENT DATE [Signature] DRIVER'S SIGNATURE 11-19-12 DELIVERY DATE [Signature] DRIVER'S SIGNATURE

DISPOSAL FACILITY

Site Name DFW RDF
Address 1600 S Railroad Street
1025-B
Permit No. _____

Phone No. (972)316-2223
Lewisville TX 75067
Time 11:23A

I hereby certify that the above listed material has been accepted and that information presented on this document is true and accurate.

[Signature] NAME (PRINT) 11/19/12 DATE [Signature] SIGNATURE

TestAmerica

THE LEADER IN ENVIRONMENTAL TESTING

ANALYTICAL REPORT

TestAmerica Laboratories, Inc.

TestAmerica Houston

6310 Rothway Street

Houston, TX 77040

Tel: (713)690-4444

TestAmerica Job ID: 600-53710-1

Client Project/Site: Exide Recycling Center, Frisco TX Projec

For:

Pastor, Behling & Wheeler LLC

2201 Double Creek Dr

Suite 4004

Round Rock, Texas 78664

Attn: Eric Pastor



Authorized for release by:

5/3/2012 6:12:02 PM

Cathy Upton

LAN Analyst

cathy.upton@testamericainc.com

Designee for

Sachin Kudchadkar

Project Manager II

sachin.kudchadkar@testamericainc.com

The test results in this report meet all 2003 NELAC and 2009 TNI requirements for accredited parameters, exceptions are noted in this report. This report may not be reproduced except in full, and with written approval from the laboratory. For questions please contact the Project Manager at the e-mail address or telephone number listed on this page.

This report has been electronically signed and authorized by the signatory. Electronic signature is intended to be the legally binding equivalent of a traditionally handwritten signature.

Results relate only to the items tested and the sample(s) as received by the laboratory.

- 1
- 2
- 3
- 4
- 5
- 6
- 7
- 8
- 9
- 10
- 11
- 12
- 13
- 14
- 15
- 16
- 17



LINKS

Review your project results through
TotalAccess

Have a Question?



Visit us at:
www.testamericainc.com



Table of Contents

Cover Page	1
Table of Contents	2
TRRP Cover Page	3
TRRP Checklists & DCSs	4
Case Narrative	22
Method Summary	23
Sample Summary	24
Client Sample Results	25
Definitions/Glossary	26
QC Sample Results	27
Default Detection Limits	31
QC Association Summary	32
Lab Chronicle	34
Certification Summary	35
Raw Data	36
Chain of Custody	356
Receipt Checklists	357



TestAmerica Houston TRRP Data Package Cover Page

Job Number: 600-53710-1
Project Name/Number: Exide Recycling Center, Frisco TX

This Data Package consists of:

This signature page, the laboratory review checklist, and the following Reportable Data:

- R1 Field Chain-of-Custody Form
 - R2 Sample Identification Cross-reference;
 - R3 Test Reports (Analytical Data Sheets) for each environmental sample that includes:
 - a) Items consistent with NELAC Chapter 5
 - b) dilution factors,
 - c) preparation methods,
 - d) cleanup methods, and
 - e) if required for the project, tentatively identified compounds (TICs).
 - R4 Surrogate Recovery Data including:
 - a) Calculated recovery (%R), and
 - b) The laboratory's surrogate QC limits.
 - R5 Test Reports/Summary Forms for Blank Samples;
 - R6 Test Reports/Summary Forms for Laboratory Control Samples (LCSs) including:
 - a) LCS spiking amounts,
 - b) Calculated %R for each analyte, and
 - d) The laboratory's LCS QC limits
 - R7 Test Reports for Matrix Spike/Matrix Spike Duplicates (MS/MSDs) including:
 - a) Samples associated with the MS/MSD clearly identified,
 - b) MS/MSD spiking amounts,
 - c) Concentration of each MS/MSD analyte measured in the parent and spiked sample,
 - d) Calculated %Rs and relative percent differences (RPDs), and
 - e) The laboratory's MS/MSD QC limits
 - R8 Laboratory analytical duplicates (if applicable) recovery and precision, including:
 - a) the amount of analyte measured in the duplicate,
 - b) the calculated RPD, and
 - c) the laboratory's QC limits for analytical duplicates.
 - R9 List of method quantitation limit (MQL) and detectability check sample results for each analyte for each method and matrix;
 - R10 Other problems or anomalies
- The exception report for each "No" or "Not Reviewed (NR)" item in the Laboratory Review Checklist and for each analyte, matrix, and method for which the laboratory does not hold NELAC accreditation under the Texas Laboratory Accreditation Program.

Release Statement: I am responsible for the release of this laboratory data package. This laboratory is NELAC accredited under Texas laboratory Accreditation Program for all the methods, analytes, and matrices reported in this data package except as noted in the Exception Reports. The data have been reviewed and are technically compliant with the requirements of the methods used, except where noted by the laboratory in the Exception Reports. By my signature below, I affirm, to the best of my knowledge, that all problems/anomalies observed by the laboratory have been identified in the Laboratory Review Checklist, and no information affecting the quality of the data has been knowingly withheld.

Cathy Upton

Name (printed)

Data Delivery Analyst

Official Title (printed)

Signature

05/03/2012

Date

Appendix A (cont'd): Laboratory Review Checklist: Reportable Data							
Laboratory Name: TestAmerica-Houston			LRC Date: 04/30/12				
Project Name: Exide Recycling Center, Frisco TX			Laboratory Job Number: 600-53710				
Reviewer Name: BDG			Prep Batch Number(s): 77687 - pH				
# ¹	A ²	Description	Yes	No	NA ³	NR ⁴	ER# ⁵
		Chain-of-custody (C-O-C)					
R1	OI	Did samples meet the laboratory's standard conditions of sample acceptability upon receipt?	X				
		Were all departures from standard conditions described in an exception report?			X		
R2	OI	Sample and quality control (QC) identification					
		Are all field sample ID numbers cross-referenced to the laboratory ID numbers?	X				
		Are all laboratory ID numbers cross-referenced to the corresponding QC data?	X				
R3	OI	Test reports					
		Were all samples prepared and analyzed within holding times?		X			1
		Other than those results < MQL, were all other raw values bracketed by calibration standards?	X				
		Were calculations checked by a peer or supervisor?	X				
		Were all analyte identifications checked by a peer or supervisor?	X				
		Were sample detection limits reported for all analytes not detected?	X				
		Were all results for soil and sediment samples reported on a dry weight basis?			X		
		Were % moisture (or solids) reported for all soil and sediment samples?	X				
		Were bulk soil/solid samples for volatile analysis extracted with methanol per SW846 Method 5035?			X		
		If required for the project, TICs reported?			X		
R4	O	Surrogate recovery data					
		Were surrogates added prior to extraction?			X		
		Were surrogate percent recoveries in all samples within the laboratory QC limits?			X		
R5	OI	Test reports/summary forms for blank samples					
		Were appropriate type(s) of blanks analyzed?			X		
		Were blanks analyzed at the appropriate frequency?			X		
		Were method blanks taken through the entire analytical process, including preparation and, if applicable, cleanup procedures?			X		
		Were blank concentrations < MQL?			X		
R6	OI	Laboratory control samples (LCS):					
		Were all COCs included in the LCS?	X				
		Was each LCS taken through the entire analytical procedure, including prep and cleanup steps?	X				
		Were LCSs analyzed at the required frequency?	X				
		Were LCS (and LCSD, if applicable) %Rs within the laboratory QC limits?	X				
		Does the detectability check sample data document the laboratory's capability to detect the COCs at the MDL used to calculate the SDLs?			X		
		Was the LCSD RPD within QC limits?			X		
R7	OI	Matrix spike (MS) and matrix spike duplicate (MSD) data					
		Were the project/method specified analytes included in the MS and MSD?			X		
		Were MS/MSD analyzed at the appropriate frequency?			X		
		Were MS (and MSD, if applicable) %Rs within the laboratory QC limits?			X		
		Were MS/MSD RPDs within laboratory QC limits?			X		
R8	OI	Analytical duplicate data					
		Were appropriate analytical duplicates analyzed for each matrix?	X				
		Were analytical duplicates analyzed at the appropriate frequency?	X				
		Were RPDs or relative standard deviations within the laboratory QC limits?				X	2
R9	OI	Method quantitation limits (MQLs):					
		Are the MQLs for each method analyte included in the laboratory data package?			X		
		Do the MQLs correspond to the concentration of the lowest non-zero calibration standard?			X		
		Are unadjusted MQLs and DCSs included in the laboratory data package?			X		
R10	OI	Other problems/anomalies					
		Are all known problems/anomalies/special conditions noted in this LRC and ER?	X				
		Was applicable and available technology used to lower the SDL to minimize the matrix interference affects on the sample results?	X				
		Is the laboratory NELAC-accredited under the Texas Laboratory Accreditation Program for the analytes, matrices and methods associated with this laboratory data package?	X				

- Items identified by the letter "R" must be included in the laboratory data package submitted in the TRRP-required report(s). Items identified by the letter "S" should be retained and made available upon request for the appropriate retention period.
- O = organic analyses; I = inorganic analyses (and general chemistry, when applicable);
- NA = Not applicable;
- NR = Not reviewed;
- ER# = Exception Report identification number (an Exception Report should be completed for an item if "NR" or "No" is checked).



1
2
3
4
5
6
7
8
9
10
11
12
13
14
15
16
17

Appendix A (cont'd): Laboratory Review Checklist: Reportable Data							
Laboratory Name: TestAmerica-Houston				LRC Date: 04/30/12			
Project Name: Exide Recycling Center, Frisco TX				Laboratory Job Number: 600-53710			
Reviewer Name: BDG				Prep Batch Number(s): 77687 - pH			
# ¹	A ²	Description	Yes	No	NA ³	NR ⁴	ER# ⁵
S1	OI	Initial calibration (ICAL)					
		Were response factors and/or relative response factors for each analyte within QC limits?			X		
		Were percent RSDs or correlation coefficient criteria met?			X		
		Was the number of standards recommended in the method used for all analytes?	X				
		Were all points generated between the lowest and highest standard used to calculate the curve?			X		
		Are ICAL data available for all instruments used?	X				
		Has the initial calibration curve been verified using an appropriate second source standard?	X				
S2	OI	Initial and continuing calibration verification (ICCV and CCV) and continuing calibration					
		Was the CCV analyzed at the method-required frequency?	X				
		Were percent differences for each analyte within the method-required QC limits?	X				
		Was the ICAL curve verified for each analyte?	X				
		Was the absolute value of the analyte concentration in the inorganic CCB < MDL?			X		
S3	O	Mass spectral tuning:					
		Was the appropriate compound for the method used for tuning?			X		
		Were ion abundance data within the method-required QC limits?			X		
S4	O	Internal standards (IS):					
		Were IS area counts and retention times within the method-required QC limits?			X		
S5	OI	Raw data (NELAC section 5.5.10)					
		Were the raw data (for example, chromatograms, spectral data) reviewed by an analyst?	X				
		Were data associated with manual integrations flagged on the raw data?			X		
S6	O	Dual column confirmation					
		Did dual column confirmation results meet the method-required QC?			X		
S7	O	Tentatively identified compounds (TICs):					
		If TICs were requested, were the mass spectra and TIC data subject to appropriate checks?			X		
S8	I	Interference Check Sample (ICS) results:					
		Were percent recoveries within method QC limits?			X		
S9	I	Serial dilutions, post digestion spikes, and method of standard additions					
		Were percent differences, recoveries, and the linearity within the QC limits specified in the method?			X		
S10	OI	Method detection limit (MDL) studies					
		Was a MDL study performed for each reported analyte?			X		
		Is the MDL either adjusted or supported by the analysis of DCSSs?			X		
S11	OI	Proficiency test reports:					
		Was the laboratory's performance acceptable on the applicable proficiency tests or evaluation studies?	X				
S12	OI	Standards documentation					
		Are all standards used in the analyses NIST-traceable or obtained from other appropriate sources?	X				
S13	OI	Compound/analyte identification procedures					
		Are the procedures for compound/analyte identification documented?	X				
S14	OI	Demonstration of analyst competency (DOC)					
		Was DOC conducted consistent with NELAC Chapter 5?	X				
		Is documentation of the analyst's competency up-to-date and on file?	X				
S15	OI	Verification/validation documentation for methods (NELAC Chapter 5)					
		Are all the methods used to generate the data documented, verified, and validated, where applicable?	X				
S16	OI	Laboratory standard operating procedures (SOPs):					
		Are laboratory SOPs current and on file for each method performed?	X				

1 Items identified by the letter "R" should be included in the laboratory data package submitted to the TCEQ in the TRRP-required report(s).

Items identified by the letter "S" should be retained and made available upon request for the appropriate retention period.

2 O = organic analyses; I = inorganic analyses (and general chemistry, when applicable).

3 NA = Not applicable.

4 NR = Not Reviewed.

5 ER# = Exception Report identification number (an Exception Report should be completed for an item if "NR" or "No" is checked).

1

2

3

4

5

6

7

8

9

10

11

12

13

14

15

16

17

Appendix A (cont'd): Laboratory Review Checklist: Exception Reports	
Laboratory Name: TestAmerica-Houston	LRC Date: 04/30/12
Project Name: Exide Recycling Center, Frisco TX	Laboratory Job Number: 600-53710
Reviewer Name: BDG	Prep Batch Number(s): 77687 - pH
ER #¹	DESCRIPTION
1	The EPA has clarified that the Analyzed Immediately holding time is fifteen minutes from sample collection time. As a result, the holding times for pH had already expired by the time the samples arrived at our laboratory.
2	The laboratory selected another client's sample to perform as the DUP.

ER# = Exception Report identification number (an Exception Report should be completed for an item if "NR" or "No" is checked on the LRC)

Appendix A (cont'd): Laboratory Review Checklist: Reportable Data							
Laboratory Name: TestAmerica-Houston				LRC Date: 04/30/12			
Project Name: Exide Recycling Center, Frisco TX				Laboratory Job Number: 600-53710			
Reviewer Name: BDG				Prep Batch Number(s): 600-77742- Ignitability (Flashpoint)			
# ¹	A ²	Description	Yes	No	NA ³	NR ⁴	ER# ⁵
		Chain-of-custody (C-O-C)					
R1	OI	Did samples meet the laboratory's standard conditions of sample acceptability upon receipt?	X				
		Were all departures from standard conditions described in an exception report?			X		
R2	OI	Sample and quality control (QC) identification					
		Are all field sample ID numbers cross-referenced to the laboratory ID numbers?	X				
		Are all laboratory ID numbers cross-referenced to the corresponding QC data?	X				
R3	OI	Test reports					
		Were all samples prepared and analyzed within holding times?	X				
		Other than those results < MQL, were all other raw values bracketed by calibration standards?			X		
		Were calculations checked by a peer or supervisor?	X				
		Were all analyte identifications checked by a peer or supervisor?	X				
		Were sample detection limits reported for all analytes not detected?			X		
		Were all results for soil and sediment samples reported on a dry weight basis?			X		
		Were % moisture (or solids) reported for all soil and sediment samples?			X		
		Were bulk soil/solid samples for volatile analysis extracted with methanol per SW846 Method 5035?			X		
		If required for the project, TICs reported?			X		
R4	O	Surrogate recovery data					
		Were surrogates added prior to extraction?			X		
		Were surrogate percent recoveries in all samples within the laboratory QC limits?			X		
R5	OI	Test reports/summary forms for blank samples					
		Were appropriate type(s) of blanks analyzed?	X				
		Were blanks analyzed at the appropriate frequency?	X				
		Were method blanks taken through the entire analytical process, including preparation and, if applicable, cleanup procedures?	X				
		Were blank concentrations < MQL?			X		
R6	OI	Laboratory control samples (LCS):					
		Were all COCs included in the LCS?	X				
		Was each LCS taken through the entire analytical procedure, including prep and cleanup steps?	X				
		Were LCSs analyzed at the required frequency?	X				
		Were LCS (and LCSD, if applicable) %Rs within the laboratory QC limits?	X				
		Does the detectability check sample data document the laboratory's capability to detect the COCs at the MDL used to calculate the SDLs?			X		
		Was the LCSD RPD within QC limits?			X		
R7	OI	Matrix spike (MS) and matrix spike duplicate (MSD) data					
		Were the project/method specified analytes included in the MS and MSD?			X		
		Were MS/MSD analyzed at the appropriate frequency?			X		
		Were MS (and MSD, if applicable) %Rs within the laboratory QC limits?			X		
		Were MS/MSD RPDs within laboratory QC limits?			X		
R8	OI	Analytical duplicate data					
		Were appropriate analytical duplicates analyzed for each matrix?	X				
		Were analytical duplicates analyzed at the appropriate frequency?	X				
		Were RPDs or relative standard deviations within the laboratory QC limits?				X	1
R9	OI	Method quantitation limits (MQLs):					
		Are the MQLs for each method analyte included in the laboratory data package?			X		
		Do the MQLs correspond to the concentration of the lowest non-zero calibration standard?			X		
		Are unadjusted MQLs and DCSs included in the laboratory data package?			X		
R10	OI	Other problems/anomalies					
		Are all known problems/anomalies/special conditions noted in this LRC and ER?	X				
		Was applicable and available technology used to lower the SDL to minimize the matrix interference affects on the sample results?	X				
		Is the laboratory NELAC-accredited under the Texas Laboratory Accreditation Program for the analytes, matrices and methods associated with this laboratory data package?	X				

- Items identified by the letter "R" must be included in the laboratory data package submitted in the TRRP-required report(s). Items identified by the letter "S" should be retained and made available upon request for the appropriate retention period.
- O = organic analyses; I = inorganic analyses (and general chemistry, when applicable);
- NA = Not applicable;
- NR = Not reviewed;
- ER# = Exception Report identification number (an Exception Report should be completed for an item if "NR" or "No" is checked).



Appendix A (cont'd): Laboratory Review Checklist: Reportable Data							
Laboratory Name: TestAmerica-Houston				LRC Date: 04/30/12			
Project Name: Exide Recycling Center, Frisco TX				Laboratory Job Number: 600-53710			
Reviewer Name: BDG				Prep Batch Number(s): 600-77742- Ignitability (Flashpoint)			
# ¹	A ²	Description	Yes	No	NA ³	NR ⁴	ER# ⁵
S1	OI	Initial calibration (ICAL)					
		Were response factors and/or relative response factors for each analyte within QC limits?			X		
		Were percent RSDs or correlation coefficient criteria met?			X		
		Was the number of standards recommended in the method used for all analytes?			X		
		Were all points generated between the lowest and highest standard used to calculate the curve?			X		
		Are ICAL data available for all instruments used?			X		
		Has the initial calibration curve been verified using an appropriate second source standard?			X		
S2	OI	Initial and continuing calibration verification (ICCV and CCV) and continuing calibration					
		Was the CCV analyzed at the method-required frequency?	X				
		Were percent differences for each analyte within the method-required QC limits?	X				
		Was the ICAL curve verified for each analyte?			X		
		Was the absolute value of the analyte concentration in the inorganic CCB < MDL?			X		
S3	O	Mass spectral tuning:					
		Was the appropriate compound for the method used for tuning?			X		
		Were ion abundance data within the method-required QC limits?			X		
S4	O	Internal standards (IS):					
		Were IS area counts and retention times within the method-required QC limits?			X		
S5	OI	Raw data (NELAC section 5.5.10)					
		Were the raw data (for example, chromatograms, spectral data) reviewed by an analyst?	X				
		Were data associated with manual integrations flagged on the raw data?			X		
S6	O	Dual column confirmation					
		Did dual column confirmation results meet the method-required QC?			X		
S7	O	Tentatively identified compounds (TICs):					
		If TICs were requested, were the mass spectra and TIC data subject to appropriate checks?			X		
S8	I	Interference Check Sample (ICS) results:					
		Were percent recoveries within method QC limits?			X		
S9	I	Serial dilutions, post digestion spikes, and method of standard additions					
		Were percent differences, recoveries, and the linearity within the QC limits specified in the method?			X		
S10	OI	Method detection limit (MDL) studies					
		Was a MDL study performed for each reported analyte?			X		
		Is the MDL either adjusted or supported by the analysis of DCSS?			X		
S11	OI	Proficiency test reports:					
		Was the laboratory's performance acceptable on the applicable proficiency tests or evaluation studies?	X				
S12	OI	Standards documentation					
		Are all standards used in the analyses NIST-traceable or obtained from other appropriate sources?	X				
S13	OI	Compound/analyte identification procedures					
		Are the procedures for compound/analyte identification documented?	X				
S14	OI	Demonstration of analyst competency (DOC)					
		Was DOC conducted consistent with NELAC Chapter 5?	X				
		Is documentation of the analyst's competency up-to-date and on file?	X				
S15	OI	Verification/validation documentation for methods (NELAC Chapter 5)					
		Are all the methods used to generate the data documented, verified, and validated, where applicable?	X				
S16	OI	Laboratory standard operating procedures (SOPs):					
		Are laboratory SOPs current and on file for each method performed?	X				

1 Items identified by the letter "R" should be included in the laboratory data package submitted to the TCEQ in the TRRP-required report(s).

Items identified by the letter "S" should be retained and made available upon request for the appropriate retention period.

2 O = organic analyses; I = inorganic analyses (and general chemistry, when applicable).

3 NA = Not applicable.

4 NR = Not Reviewed.

5 ER# = Exception Report identification number (an Exception Report should be completed for an item if "NR" or "No" is checked).

1

2

3

4

5

6

7

8

9

10

11

12

13

14

15

16

17

Appendix A (cont'd): Laboratory Review Checklist: Exception Reports	
Laboratory Name: TestAmerica-Houston	LRC Date: 04/30/12
Project Name: Exide Recycling Center, Frisco TX	Laboratory Job Number: 600-53710
Reviewer Name: BDG	Prep Batch Number(s): 600-77742- Ignitability (Flashpoint)
ER #¹	DESCRIPTION
1	The laboratory selected another client's sample to perform as the DUP.

ER# = Exception Report identification number (an Exception Report should be completed for an item if "NR" or "No" is checked on the LRC)

Appendix A (cont'd): Laboratory Review Checklist: Reportable Data							
Laboratory Name: TestAmerica-Houston			LRC Date: 04/30/2012				
Project Name: Exide Recycling Center, Frisco TX			Laboratory Job Number: 600-53710				
Reviewer Name: BDG			Prep Batch Number(s): 600-77652 - Reactivity, Cyanide and Sulfide				
# ¹	A ²	Description	Yes	No	NA ³	NR ⁴	ER# ⁵
		Chain-of-custody (C-O-C)					
R1	OI	Did samples meet the laboratory's standard conditions of sample acceptability upon receipt?	X				
		Were all departures from standard conditions described in an exception report?			X		
R2	OI	Sample and quality control (QC) identification					
		Are all field sample ID numbers cross-referenced to the laboratory ID numbers?	X				
		Are all laboratory ID numbers cross-referenced to the corresponding QC data?	X				
R3	OI	Test reports					
		Were all samples prepared and analyzed within holding times?	X				
		Other than those results < MQL, were all other raw values bracketed by calibration standards?			X		
		Were calculations checked by a peer or supervisor?	X				
		Were all analyte identifications checked by a peer or supervisor?	X				
		Were sample detection limits reported for all analytes not detected?	X				
		Were all results for soil and sediment samples reported on a dry weight basis?			X		
		Were % moisture (or solids) reported for all soil and sediment samples?	X				
		Were bulk soil/solid samples for volatile analysis extracted with methanol per SW846 Method 5035?			X		
		If required for the project, TICs reported?			X		
R4	O	Surrogate recovery data					
		Were surrogates added prior to extraction?			X		
		Were surrogate percent recoveries in all samples within the laboratory QC limits?			X		
R5	OI	Test reports/summary forms for blank samples					
		Were appropriate type(s) of blanks analyzed?	X				
		Were blanks analyzed at the appropriate frequency?	X				
		Were method blanks taken through the entire analytical process, including preparation and, if applicable, cleanup procedures?	X				
		Were blank concentrations < MQL?			X		
R6	OI	Laboratory control samples (LCS):					
		Were all COCs included in the LCS?	X				
		Was each LCS taken through the entire analytical procedure, including prep and cleanup steps?	X				
		Were LCSs analyzed at the required frequency?	X				
		Were LCS (and LCSD, if applicable) %Rs within the laboratory QC limits?	X				
		Does the detectability check sample data document the laboratory's capability to detect the COCs at the MDL used to calculate the SDLs?			X		
		Was the LCSD RPD within QC limits?			X		
R7	OI	Matrix spike (MS) and matrix spike duplicate (MSD) data					
		Were the project/method specified analytes included in the MS and MSD?	X				
		Were MS/MSD analyzed at the appropriate frequency?	X				
		Were MS (and MSD, if applicable) %Rs within the laboratory QC limits?				X	1
		Were MS/MSD RPDs within laboratory QC limits?			X		
R8	OI	Analytical duplicate data					
		Were appropriate analytical duplicates analyzed for each matrix?	X				
		Were analytical duplicates analyzed at the appropriate frequency?	X				
		Were RPDs or relative standard deviations within the laboratory QC limits?				X	2
R9	OI	Method quantitation limits (MQLs):					
		Are the MQLs for each method analyte included in the laboratory data package?			X		
		Do the MQLs correspond to the concentration of the lowest non-zero calibration standard?			X		
		Are unadjusted MQLs and DCSs included in the laboratory data package?			X		
R10	OI	Other problems/anomalies					
		Are all known problems/anomalies/special conditions noted in this LRC and ER?	X				
		Was applicable and available technology used to lower the SDL to minimize the matrix interference affects on the sample results?	X				
		Is the laboratory NELAC-accredited under the Texas Laboratory Accreditation Program for the analytes, matrices and methods associated with this laboratory data package?	X				

- Items identified by the letter "R" must be included in the laboratory data package submitted in the TRRP-required report(s). Items identified by the letter "S" should be retained and made available upon request for the appropriate retention period.
- O = organic analyses; I = inorganic analyses (and general chemistry, when applicable);
- NA = Not applicable;
- NR = Not reviewed;
- ER# = Exception Report identification number (an Exception Report should be completed for an item if "NR" or "No" is checked).



1
2
3
4
5
6
7
8
9
10
11
12
13
14
15
16
17

Appendix A (cont'd): Laboratory Review Checklist: Reportable Data							
Laboratory Name: TestAmerica-Houston				LRC Date: 04/30/2012			
Project Name: Exide Recycling Center, Frisco TX				Laboratory Job Number: 600-53710			
Reviewer Name: BDG				Prep Batch Number(s): 600-77652 - Reactivity, Cyanide and Sulfide			
# ¹	A ²	Description	Yes	No	NA ³	NR ⁴	ER# ⁵
S1	OI	Initial calibration (ICAL)					
		Were response factors and/or relative response factors for each analyte within QC limits?			X		
		Were percent RSDs or correlation coefficient criteria met?			X		
		Was the number of standards recommended in the method used for all analytes?			X		
		Were all points generated between the lowest and highest standard used to calculate the curve?			X		
		Are ICAL data available for all instruments used?			X		
		Has the initial calibration curve been verified using an appropriate second source standard?			X		
S2	OI	Initial and continuing calibration verification (ICCV and CCV) and continuing calibration					
		Was the CCV analyzed at the method-required frequency?			X		
		Were percent differences for each analyte within the method-required QC limits?			X		
		Was the ICAL curve verified for each analyte?			X		
		Was the absolute value of the analyte concentration in the inorganic CCB < MDL?			X		
S3	O	Mass spectral tuning:					
		Was the appropriate compound for the method used for tuning?			X		
		Were ion abundance data within the method-required QC limits?			X		
S4	O	Internal standards (IS):					
		Were IS area counts and retention times within the method-required QC limits?			X		
S5	OI	Raw data (NELAC section 5.5.10)					
		Were the raw data (for example, chromatograms, spectral data) reviewed by an analyst?	X				
		Were data associated with manual integrations flagged on the raw data?			X		
S6	O	Dual column confirmation					
		Did dual column confirmation results meet the method-required QC?			X		
S7	O	Tentatively identified compounds (TICs):					
		If TICs were requested, were the mass spectra and TIC data subject to appropriate checks?			X		
S8	I	Interference Check Sample (ICS) results:					
		Were percent recoveries within method QC limits?			X		
S9	I	Serial dilutions, post digestion spikes, and method of standard additions					
		Were percent differences, recoveries, and the linearity within the QC limits specified in the method?			X		
S10	OI	Method detection limit (MDL) studies					
		Was a MDL study performed for each reported analyte?			X		
		Is the MDL either adjusted or supported by the analysis of DCSS?			X		
S11	OI	Proficiency test reports:					
		Was the laboratory's performance acceptable on the applicable proficiency tests or evaluation studies?	X				
S12	OI	Standards documentation					
		Are all standards used in the analyses NIST-traceable or obtained from other appropriate sources?	X				
S13	OI	Compound/analyte identification procedures					
		Are the procedures for compound/analyte identification documented?	X				
S14	OI	Demonstration of analyst competency (DOC)					
		Was DOC conducted consistent with NELAC Chapter 5?	X				
		Is documentation of the analyst's competency up-to-date and on file?	X				
S15	OI	Verification/validation documentation for methods (NELAC Chapter 5)					
		Are all the methods used to generate the data documented, verified, and validated, where applicable?	X				
S16	OI	Laboratory standard operating procedures (SOPs):					
		Are laboratory SOPs current and on file for each method performed?	X				

1 Items identified by the letter "R" should be included in the laboratory data package submitted to the TCEQ in the TRRP-required report(s).

Items identified by the letter "S" should be retained and made available upon request for the appropriate retention period.

2 O = organic analyses; I = inorganic analyses (and general chemistry, when applicable).

3 NA = Not applicable.

4 NR = Not Reviewed.

5 ER# = Exception Report identification number (an Exception Report should be completed for an item if "NR" or "No" is checked).

1

2

3

4

5

6

7

8

9

10

11

12

13

14

15

16

17

Appendix A (cont'd): Laboratory Review Checklist: Exception Reports	
Laboratory Name: TestAmerica-Houston	LRC Date: 04/30/2012
Project Name: Exide Recycling Center, Frisco TX	Laboratory Job Number: 600-53710
Reviewer Name: BDG	Prep Batch Number(s): 600-77652 - Reactivity, Cyanide and Sulfide
ER #¹	DESCRIPTION
1	The laboratory selected another client's sample to perform as the MS.
2	The laboratory selected another client's sample to perform as the DUP.

ER# = Exception Report identification number (an Exception Report should be completed for an item if "NR" or "No" is checked on the LRC)

Appendix A (cont'd): Laboratory Review Checklist: Reportable Data							
Laboratory Name: TestAmerica-Houston			LRC Date: 05/03/12				
Project Name: Exide Recycling Center, Frisco TX			Laboratory Job Number: 600-53710				
Reviewer Name: TWR			Prep Batch Number(s): 600-77589(SPLP), 77850(Soil)- ICP				
# ¹	A ²	Description	Yes	No	NA ³	NR ⁴	ER# ⁵
		Chain-of-custody (C-O-C)					
R1	OI	Did samples meet the laboratory's standard conditions of sample acceptability upon receipt?	X				
		Were all departures from standard conditions described in an exception report?			X		
R2	OI	Sample and quality control (QC) identification					
		Are all field sample ID numbers cross-referenced to the laboratory ID numbers?	X				
		Are all laboratory ID numbers cross-referenced to the corresponding QC data?	X				
R3	OI	Test reports					
		Were all samples prepared and analyzed within holding times?	X				
		Other than those results < MQL, were all other raw values bracketed by calibration standards?	X				
		Were calculations checked by a peer or supervisor?	X				
		Were all analyte identifications checked by a peer or supervisor?	X				
		Were sample detection limits reported for all analytes not detected?	X				
		Were all results for Soil and sediment samples reported on a dry weight basis?	X				
		Were % moisture (or solids) reported for all Soil and sediment samples?	X				
		Were bulk Soil/solid samples for volatile analysis extracted with methanol per SW846 Method 5035?			X		
		If required for the project, TICs reported?			X		
R4	O	Surrogate recovery data					
		Were surrogates added prior to extraction?			X		
		Were surrogate percent recoveries in all samples within the laboratory QC limits?			X		
R5	OI	Test reports/summary forms for blank samples					
		Were appropriate type(s) of blanks analyzed?	X				
		Were blanks analyzed at the appropriate frequency?	X				
		Were method blanks taken through the entire analytical process, including preparation and, if applicable, cleanup procedures?	X				
		Were blank concentrations < MQL?	X				1
R6	OI	Laboratory control samples (LCS):					
		Were all COCs included in the LCS?	X				
		Was each LCS taken through the entire analytical procedure, including prep and cleanup steps?	X				
		Were LCSs analyzed at the required frequency?	X				
		Were LCS (and LCSD, if applicable) %Rs within the laboratory QC limits?	X				
		Does the detectability check sample data document the laboratory's capability to detect the COCs at the MDL used to calculate the SDLs?	X				
		Was the LCSD RPD within QC limits?			X		
R7	OI	Matrix spike (MS) and matrix spike duplicate (MSD) data					
		Were the project/method specified analytes included in the MS and MSD?	X				
		Were MS/MSD analyzed at the appropriate frequency?	X				
		Were MS (and MSD, if applicable) %Rs within the laboratory QC limits?		X			2
		Were MS/MSD RPDs within laboratory QC limits?		X			3
R8	OI	Analytical duplicate data					
		Were appropriate analytical duplicates analyzed for each matrix?	X				
		Were analytical duplicates analyzed at the appropriate frequency?	X				
		Were RPDs or relative standard deviations within the laboratory QC limits?		X			4
R9	OI	Method quantitation limits (MQLs):					
		Are the MQLs for each method analyte included in the laboratory data package?	X				
		Do the MQLs correspond to the concentration of the lowest non-zero calibration standard?	X				
		Are unadjusted MQLs and DCSs included in the laboratory data package?	X				
R10	OI	Other problems/anomalies					
		Are all known problems/anomalies/special conditions noted in this LRC and ER?	X				
		Was applicable and available technology used to lower the SDL to minimize the matrix interference affects on the sample results?	X				
		Is the laboratory NELAC-accredited under the Texas Laboratory Accreditation Program for the analytes, matrices and methods associated with this laboratory data package?	X				

- Items identified by the letter "R" must be included in the laboratory data package submitted in the TRRP-required report(s). Items identified by the letter "S" should be retained and made available upon request for the appropriate retention period.
- O = organic analyses; I = inorganic analyses (and general chemistry, when applicable);
- NA = Not applicable;
- NR = Not reviewed;
- ER# = Exception Report identification number (an Exception Report should be completed for an item if "NR" or "No" is checked).



1
2
3
4
5
6
7
8
9
10
11
12
13
14
15
16
17

Appendix A (cont'd): Laboratory Review Checklist: Reportable Data							
Laboratory Name: TestAmerica-Houston				LRC Date: 05/03/12			
Project Name: Exide Recycling Center, Frisco TX				Laboratory Job Number: 600-53710			
Reviewer Name: TWR				Prep Batch Number(s): 600-77589(SPLP), 77850(Soil)- ICP			
# ¹	A ²	Description	Yes	No	NA ³	NR ⁴	ER# ⁵
S1	OI	Initial calibration (ICAL)					
		Were response factors and/or relative response factors for each analyte within QC limits?			X		
		Were percent RSDs or correlation coefficient criteria met?			X		
		Was the number of standards recommended in the method used for all analytes?	X				
		Were all points generated between the lowest and highest standard used to calculate the curve?			X		
		Are ICAL data available for all instruments used?	X				
		Has the initial calibration curve been verified using an appropriate second source standard?	X				
S2	OI	Initial and continuing calibration verification (ICCV and CCV) and continuing calibration					
		Was the CCV analyzed at the method-required frequency?	X				
		Were percent differences for each analyte within the method-required QC limits?	X				
		Was the ICAL curve verified for each analyte?	X				
		Was the absolute value of the analyte concentration in the inorganic CCB < MDL?	X				
S3	O	Mass spectral tuning:					
		Was the appropriate compound for the method used for tuning?			X		
		Were ion abundance data within the method-required QC limits?			X		
S4	O	Internal standards (IS):					
		Were IS area counts and retention times within the method-required QC limits?			X		
S5	OI	Raw data (NELAC section 5.5.10)					
		Were the raw data (for example, chromatograms, spectral data) reviewed by an analyst?	X				
		Were data associated with manual integrations flagged on the raw data?			X		
S6	O	Dual column confirmation					
		Did dual column confirmation results meet the method-required QC?			X		
S7	O	Tentatively identified compounds (TICs):					
		If TICs were requested, were the mass spectra and TIC data subject to appropriate checks?			X		
S8	I	Interference Check Sample (ICS) results:					
		Were percent recoveries within method QC limits?	X				
S9	I	Serial dilutions, post digestion spikes, and method of standard additions					
		Were percent differences, recoveries, and the linearity within the QC limits specified in the method?			X		5
S10	OI	Method detection limit (MDL) studies					
		Was a MDL study performed for each reported analyte?	X				
		Is the MDL either adjusted or supported by the analysis of DCSS?	X				
S11	OI	Proficiency test reports:					
		Was the laboratory's performance acceptable on the applicable proficiency tests or evaluation studies?	X				
S12	OI	Standards documentation					
		Are all standards used in the analyses NIST-traceable or obtained from other appropriate sources?	X				
S13	OI	Compound/analyte identification procedures					
		Are the procedures for compound/analyte identification documented?	X				
S14	OI	Demonstration of analyst competency (DOC)					
		Was DOC conducted consistent with NELAC Chapter 5?	X				
		Is documentation of the analyst's competency up-to-date and on file?	X				
S15	OI	Verification/validation documentation for methods (NELAC Chapter 5)					
		Are all the methods used to generate the data documented, verified, and validated, where applicable?	X				
S16	OI	Laboratory standard operating procedures (SOPs):					
		Are laboratory SOPs current and on file for each method performed?	X				

1 Items identified by the letter "R" should be included in the laboratory data package submitted to the TCEQ in the TRRP-required report(s).

Items identified by the letter "S" should be retained and made available upon request for the appropriate retention period.

2 O = organic analyses; I = inorganic analyses (and general chemistry, when applicable).

3 NA = Not applicable.

4 NR = Not Reviewed.

5 ER# = Exception Report identification number (an Exception Report should be completed for an item if "NR" or "No" is checked).

1

2

3

4

5

6

7

8

9

10

11

12

13

14

15

16

17

Appendix A (cont'd): Laboratory Review Checklist: Exception Reports	
Laboratory Name: TestAmerica-Houston	LRC Date: 05/03/12
Project Name: Exide Recycling Center, Frisco TX	Laboratory Job Number: 600-53710
Reviewer Name: TWR	Prep Batch Number(s): 600-77589(SPLP), 77850(Soil)- ICP
ER #¹	DESCRIPTION
1	Barium was detected above the MDL, but below the MQL in the leachate blank for batch 77501. The level of detection is below the recommended reporting limit and the appropriate flags have been applied.
2	The lead recoveries in samples 53710-1 MS and MSD were outside acceptance limits, but were not flagged due to the background sample result being greater than four times the spike added concentration. Method performance is demonstrated by acceptable LCS recoveries.
3	The lead RPD between samples 53710-1 MS and MSD was above acceptance limits due to the non-homogenous nature of the samples.
4	The lead RPD between samples 53710-1 and 53710-1 MD was above acceptance limits due to the non-homogenous nature of the samples.
5	The lead percent difference between samples 53710-1 and 53710-1 SD was above acceptance limits due to matrix interference.

ER# = Exception Report identification number (an Exception Report should be completed for an item if "NR" or "No" is checked on the LRC)

Appendix A (cont'd): Laboratory Review Checklist: Reportable Data							
Laboratory Name: TestAmerica-Houston			LRC Date: 05/02/12				
Project Name: Exide Recycling Center, Frisco TX			Laboratory Job Number: 600-53710				
Reviewer Name: TWR			Prep Batch Number(s): 600-77591- Mercury				
# ¹	A ²	Description	Yes	No	NA ³	NR ⁴	ER# ⁵
		Chain-of-custody (C-O-C)					
R1	OI	Did samples meet the laboratory's standard conditions of sample acceptability upon receipt?	X				
		Were all departures from standard conditions described in an exception report?			X		
R2	OI	Sample and quality control (QC) identification					
		Are all field sample ID numbers cross-referenced to the laboratory ID numbers?	X				
		Are all laboratory ID numbers cross-referenced to the corresponding QC data?	X				
R3	OI	Test reports					
		Were all samples prepared and analyzed within holding times?	X				
		Other than those results < MQL, were all other raw values bracketed by calibration standards?	X				
		Were calculations checked by a peer or supervisor?	X				
		Were all analyte identifications checked by a peer or supervisor?	X				
		Were sample detection limits reported for all analytes not detected?	X				
		Were all results for soil and sediment samples reported on a dry weight basis?			X		
		Were % moisture (or solids) reported for all soil and sediment samples?			X		
		Were bulk soil/solid samples for volatile analysis extracted with methanol per SW846 Method 5035?			X		
		If required for the project, TICs reported?			X		
R4	O	Surrogate recovery data					
		Were surrogates added prior to extraction?			X		
		Were surrogate percent recoveries in all samples within the laboratory QC limits?			X		
R5	OI	Test reports/summary forms for blank samples					
		Were appropriate type(s) of blanks analyzed?	X				
		Were blanks analyzed at the appropriate frequency?	X				
		Were method blanks taken through the entire analytical process, including preparation and, if applicable, cleanup procedures?	X				
		Were blank concentrations < MQL?	X				
R6	OI	Laboratory control samples (LCS):					
		Were all COCs included in the LCS?	X				
		Was each LCS taken through the entire analytical procedure, including prep and cleanup steps?	X				
		Were LCSs analyzed at the required frequency?	X				
		Were LCS (and LCSD, if applicable) %Rs within the laboratory QC limits?	X				
		Does the detectability check sample data document the laboratory's capability to detect the COCs at the MDL used to calculate the SDLs?	X				
		Was the LCSD RPD within QC limits?			X		
R7	OI	Matrix spike (MS) and matrix spike duplicate (MSD) data					
		Were the project/method specified analytes included in the MS and MSD?	X				
		Were MS/MSD analyzed at the appropriate frequency?	X				
		Were MS (and MSD, if applicable) %Rs within the laboratory QC limits?	X				
		Were MS/MSD RPDs within laboratory QC limits?	X				
R8	OI	Analytical duplicate data					
		Were appropriate analytical duplicates analyzed for each matrix?	X				
		Were analytical duplicates analyzed at the appropriate frequency?	X				
		Were RPDs or relative standard deviations within the laboratory QC limits?	X				
R9	OI	Method quantitation limits (MQLs):					
		Are the MQLs for each method analyte included in the laboratory data package?	X				
		Do the MQLs correspond to the concentration of the lowest non-zero calibration standard?	X				
		Are unadjusted MQLs and DCSs included in the laboratory data package?	X				
R10	OI	Other problems/anomalies					
		Are all known problems/anomalies/special conditions noted in this LRC and ER?	X				
		Was applicable and available technology used to lower the SDL to minimize the matrix interference affects on the sample results?	X				
		Is the laboratory NELAC-accredited under the Texas Laboratory Accreditation Program for the analytes, matrices and methods associated with this laboratory data package?	X				

- Items identified by the letter "R" must be included in the laboratory data package submitted in the TRRP-required report(s). Items identified by the letter "S" should be retained and made available upon request for the appropriate retention period.
- O = organic analyses; I = inorganic analyses (and general chemistry, when applicable);
- NA = Not applicable;
- NR = Not reviewed;
- ER# = Exception Report identification number (an Exception Report should be completed for an item if "NR" or "No" is checked).

1
2
3
4
5
6
7
8
9
10
11
12
13
14
15
16
17

Appendix A (cont'd): Laboratory Review Checklist: Reportable Data							
Laboratory Name: TestAmerica-Houston				LRC Date: 05/02/12			
Project Name: Exide Recycling Center, Frisco TX				Laboratory Job Number: 600-53710			
Reviewer Name: TWR				Prep Batch Number(s): 600-77591- Mercury			
# ¹	A ²	Description	Yes	No	NA ³	NR ⁴	ER# ⁵
S1	OI	Initial calibration (ICAL)					
		Were response factors and/or relative response factors for each analyte within QC limits?			X		
		Were percent RSDs or correlation coefficient criteria met?	X				
		Was the number of standards recommended in the method used for all analytes?	X				
		Were all points generated between the lowest and highest standard used to calculate the curve?	X				
		Are ICAL data available for all instruments used?	X				
		Has the initial calibration curve been verified using an appropriate second source standard?	X				
S2	OI	Initial and continuing calibration verification (ICCV and CCV) and continuing calibration					
		Was the CCV analyzed at the method-required frequency?	X				
		Were percent differences for each analyte within the method-required QC limits?	X				
		Was the ICAL curve verified for each analyte?	X				
		Was the absolute value of the analyte concentration in the inorganic CCB < MDL?	X				
S3	O	Mass spectral tuning:					
		Was the appropriate compound for the method used for tuning?			X		
		Were ion abundance data within the method-required QC limits?			X		
S4	O	Internal standards (IS):					
		Were IS area counts and retention times within the method-required QC limits?			X		
S5	OI	Raw data (NELAC section 5.5.10)					
		Were the raw data (for example, chromatograms, spectral data) reviewed by an analyst?	X				
		Were data associated with manual integrations flagged on the raw data?			X		
S6	O	Dual column confirmation					
		Did dual column confirmation results meet the method-required QC?			X		
S7	O	Tentatively identified compounds (TICs):					
		If TICs were requested, were the mass spectra and TIC data subject to appropriate checks?			X		
S8	I	Interference Check Sample (ICS) results:					
		Were percent recoveries within method QC limits?			X		
S9	I	Serial dilutions, post digestion spikes, and method of standard additions					
		Were percent differences, recoveries, and the linearity within the QC limits specified in the method?	X				
S10	OI	Method detection limit (MDL) studies					
		Was a MDL study performed for each reported analyte?	X				
		Is the MDL either adjusted or supported by the analysis of DCSS?	X				
S11	OI	Proficiency test reports:					
		Was the laboratory's performance acceptable on the applicable proficiency tests or evaluation studies?	X				
S12	OI	Standards documentation					
		Are all standards used in the analyses NIST-traceable or obtained from other appropriate sources?	X				
S13	OI	Compound/analyte identification procedures					
		Are the procedures for compound/analyte identification documented?	X				
S14	OI	Demonstration of analyst competency (DOC)					
		Was DOC conducted consistent with NELAC Chapter 5?	X				
		Is documentation of the analyst's competency up-to-date and on file?	X				
S15	OI	Verification/validation documentation for methods (NELAC Chapter 5)					
		Are all the methods used to generate the data documented, verified, and validated, where applicable?	X				
S16	OI	Laboratory standard operating procedures (SOPs):					
		Are laboratory SOPs current and on file for each method performed?	X				

1 Items identified by the letter "R" should be included in the laboratory data package submitted to the TCEQ in the TRRP-required report(s).

Items identified by the letter "S" should be retained and made available upon request for the appropriate retention period.

2 O = organic analyses; I = inorganic analyses (and general chemistry, when applicable).

3 NA = Not applicable.

4 NR = Not Reviewed.

5 ER# = Exception Report identification number (an Exception Report should be completed for an item if "NR" or "No" is checked).

1

2

3

4

5

6

7

8

9

10

11

12

13

14

15

16

17

Appendix A (cont'd): Laboratory Review Checklist: Exception Reports	
Laboratory Name: TestAmerica-Houston	LRC Date: 05/02/12
Project Name: Exide Recycling Center, Frisco TX	Laboratory Job Number: 600-53710
Reviewer Name: TWR	Prep Batch Number(s): 600-77591- Mercury
ER #¹	DESCRIPTION

ER# = Exception Report identification number (an Exception Report should be completed for an item if "NR" or "No" is checked on the LRC)

1

2

3

4

Detection Check Standard

Matrix: Soil
 Method: 6010B
 Preparation: 3050
 Date Analyzed: 3/28/2012
 Date Prepared: 3/27/2012
 Instrument: Thermo 6500
 TALS Batches: 75833
 Prep/Reagent Factor = 50
 Units: mg/kg

5

6

7

8

9

Analyte	MDL	DCS Spike	Measured Result	ML
Aluminum	0.299654	0.5	0.315	25
Antimony	0.231553	0.45	0.485	2.5
Arsenic	0.217923	0.5	0.43	1
Barium	0.011322	0.03	0.02	1
Beryllium	0.014513	0.02	0.02	0.25
Boron	0.385535	0.6	0.755	20
Cadmium	0.025642	0.05	0.045	0.25
Calcium	0.86399	1.5	2.88	100
Chromium	0.050606	0.1	0.1	0.5
Cobalt	0.067622	0.1	0.095	0.5
Copper	0.173703	0.5	0.43	0.5
Iron	2.534007	4	3.77	20
Lithium	0.007932	0.01	0.04	10
Lead	0.104832	0.2	0.2	0.5
Selenium	0.258884	0.5	0.555	2
Manganese	0.038111	0.05	0.065	1.5
Molybdenum	0.136448	0.35	0.345	0.5
Nickel	0.116599	0.15	0.145	1
Silver	0.118848	0.2	0.19	0.5
Sodium	0.885548	2.4	2.215	100
Strontium	0.00252	0.005	0.965	0.25
Thallium	0.276988	0.7	0.595	1.5
Tin	0.08729	0.15	0.14	1
Titanium	0.014529	0.03	0.045	0.5
Vanadium	0.079068	0.15	0.195	0.5
Zinc	0.108432	0.2	0.34	1.5

10

11

12

13

14

15

16

17

1

2

3

4

Detection Check Standard

Matrix: Water
 Method: 200.7/6010
 Preparation: 200.7P/3010
 Date Analyzed: 3/28/2012
 Date Prepared: 3/27/2012
 Instrument: Thermo 6500
 TALs Batches: 75833
 Units: mg/L

5

6

7

8

9

Analyte	MDL	DCS Spike	Measured Result	MQL
Aluminum	0.006	0.02	0.008	0.5
Antimony	0.0063	0.01	0.0095	0.05
Arsenic	0.0033	0.01	0.0079	0.01
Barium	0.0022	0.005	0.0049	0.02
Beryllium	0.00134	0.002	0.0042	0.005
Boron	0.0077	0.02	0.0204	0.2
Cadmium	0.00073	0.001	0.001	0.005
Calcium	0.022	0.05	0.0589	1
Chromium	0.0016	0.002	0.0043	0.01
Cobalt	0.00063	0.001	0.0011	0.01
Copper	0.0014	0.002	0.0014	0.01
Iron	0.087	0.1	0.1005	0.4
Lithium	0.0024	0.005	0.0054	0.2
Lead	0.0029	0.005	0.0054	0.01
Selenium	0.0042	0.01	0.0084	0.04
Manganese	0.00084	0.002	0.002	0.01
Molybdenum	0.0027	0.005	0.005	0.01
Nickel	0.00179	0.005	0.0049	0.01
Silver	0.0012	0.0025	0.0025	0.01
Sodium	0.02	0.05	0.0559	1
Strontium	0.0005	0.001	0.0011	0.005
Thallium	0.0078	0.02	0.0195	0.03
Tin	0.0028	0.005	0.0048	0.01
Titanium	0.0011	0.002	0.0018	0.01
Vanadium	0.0017	0.002	0.0048	0.01
Zinc	0.0022	0.005	0.0064	0.01

10

11

12

13

14

15

16

17

1

2

3

Detection Check Standard

4

Matrix: Water
Method: 7470, 245.1
Preparation: 7470p, 245.1p
Date Analyzed: 2/28/2012
Date Prepared: 2/28/2012
Instrument: FIMS100
TALs Batches: 73427
Units: ug/L

5

6

7

8

Analyte	MDL	DCS Spike	Measured Result	ML
Mercury	0.026	0.0625	0.0296	0.2

9

10

11

12

13

14

15

16

17

Case Narrative

Client: Pastor, Behling & Wheeler LLC
Project/Site: Exide Recycling Center, Frisco TX Projec

TestAmerica Job ID: 600-53710-1

Job ID: 600-53710-1

Laboratory: TestAmerica Houston

Narrative

Job Narrative
600-53710-1

Comments

No additional comments.

Receipt

The sample was received on 4/18/2012 9:56 AM; the sample arrived in good condition, properly preserved and on ice. The temperature of the cooler at receipt was 4.90 C.

- 1
- 2
- 3
- 4
- 5
- 6
- 7
- 8
- 9
- 10
- 11
- 12
- 13
- 14
- 15
- 16
- 17

Method Summary

Client: Pastor, Behling & Wheeler LLC
 Project/Site: Exide Recycling Center, Frisco TX Projec

TestAmerica Job ID: 600-53710-1

Method	Method Description	Protocol	Laboratory
6010B	Metals (ICP)	SW846	TAL HOU
7470A	Mercury (CVAA)	SW846	TAL HOU
7.4.4	Reactive Sulfide	EPA	TAL HOU
9012	Cyanide, Reactive	SW846	TAL HOU
9045C	Corrosivity	SW846	TAL HOU
D92	Flashpoint	ASTM	TAL HOU
Moisture	Percent Moisture	EPA	TAL HOU

Protocol References:

ASTM = ASTM International

EPA = US Environmental Protection Agency

SW846 = "Test Methods For Evaluating Solid Waste, Physical/Chemical Methods", Third Edition, November 1986 And Its Updates.

Laboratory References:

TAL HOU = TestAmerica Houston, 6310 Rothway Street, Houston, TX 77040, TEL (713)690-4444

1

2

3

4

5

6

7

8

9

10

11

12

13

14

15

16

17

Sample Summary

Client: Pastor, Behling & Wheeler LLC
 Project/Site: Exide Recycling Center, Frisco TX Projec

TestAmerica Job ID: 600-53710-1

Lab Sample ID	Client Sample ID	Matrix	Collected	Received
600-53710-1	IDW-4	Solid	04/17/12 13:00	04/18/12 09:56

- 1
- 2
- 3
- 4
- 5
- 6
- 7
- 8
- 9
- 10
- 11
- 12
- 13
- 14
- 15
- 16
- 17

Client Sample Results

Client: Pastor, Behling & Wheeler LLC
 Project/Site: Exide Recycling Center, Frisco TX Projec

TestAmerica Job ID: 600-53710-1

Client Sample ID: IDW-4

Lab Sample ID: 600-53710-1

Date Collected: 04/17/12 13:00

Matrix: Solid

Date Received: 04/18/12 09:56

Percent Solids: 81.0

Method: 6010B - Metals (ICP)

Analyte	Result	Qualifier	MQL (Adj)	SDL	Unit	D	Prepared	Analyzed	Dil Fac
Lead	1560		0.605	0.127	mg/Kg	✱	04/24/12 11:27	04/24/12 16:00	1

Method: 6010B - Metals (ICP) - TCLP

Analyte	Result	Qualifier	MQL (Adj)	SDL	Unit	D	Prepared	Analyzed	Dil Fac
Pb	4.83		0.100	0.0290	mg/L		04/20/12 06:47	04/23/12 11:35	1
Cr	0.0155	U	0.100	0.0155	mg/L		04/20/12 06:47	04/23/12 11:35	1
Cd	0.0113	J	0.0500	0.00350	mg/L		04/20/12 06:47	04/23/12 11:35	1
Ba	0.706	b	0.200	0.0220	mg/L		04/20/12 06:47	04/23/12 11:35	1
As	0.0328	U	0.100	0.0328	mg/L		04/20/12 06:47	04/23/12 11:35	1
Ag	0.0125	U	0.100	0.0125	mg/L		04/20/12 06:47	04/23/12 11:35	1
Se	0.0417	U	0.400	0.0417	mg/L		04/20/12 06:47	04/23/12 11:35	1

Method: 7470A - Mercury (CVAA) - TCLP

Analyte	Result	Qualifier	MQL (Adj)	SDL	Unit	D	Prepared	Analyzed	Dil Fac
Mercury	0.0260	U	0.200	0.0260	ug/L		04/20/12 07:57	04/20/12 13:31	1

General Chemistry

Analyte	Result	Qualifier	MQL (Adj)	SDL	Unit	D	Prepared	Analyzed	Dil Fac
Sulfide, Reactive	14.0	U	50.0	14.0	mg/Kg		04/20/12 13:58	04/20/12 14:15	1
Cyanide, Reactive	85.5	U	250	85.5	ug/Kg		04/20/12 13:58	04/20/12 14:57	1
pH	8.22		0.0100	0.0100	SU			04/21/12 15:00	1
Flashpoint	>212		1.00	1.00	Degrees F			04/23/12 09:15	1
Percent Moisture	19		1.0	1.0	%			04/19/12 15:30	1
Percent Solids	81		1.0	1.0	%			04/19/12 15:30	1

Definitions/Glossary

Client: Pastor, Behling & Wheeler LLC
 Project/Site: Exide Recycling Center, Frisco TX Projec

TestAmerica Job ID: 600-53710-1

Qualifiers

Metals

Qualifier	Qualifier Description
U	Analyte was not detected at or above the SDL.
b	The compound was found in the blank and sample
J	Result is less than the MQL but greater than or equal to the SDL and the concentration is an estimated value.
F	Duplicate RPD exceeds the control limit
4	MS, MSD: The analyte present in the original sample is 4 times greater than the matrix spike concentration; therefore, control limits are not applicable.
N	RPD of the MS and MSD exceeds the control limits

General Chemistry

Qualifier	Qualifier Description
U	Analyte was not detected at or above the SDL.

Glossary

Abbreviation	These commonly used abbreviations may or may not be present in this report.
☼	Listed under the "D" column to designate that the result is reported on a dry weight basis
%R	Percent Recovery
CNF	Contains no Free Liquid
DL, RA, RE, IN	Indicates a Dilution, Reanalysis, Re-extraction, or additional Initial metals/anion analysis of the sample
EDL	Estimated Detection Limit
EPA	United States Environmental Protection Agency
MDL	Method Detection Limit
ML	Minimum Level (Dioxin)
ND	Not detected at the reporting limit (or MDL or EDL if shown)
PQL	Practical Quantitation Limit
QC	Quality Control
RL	Reporting Limit
RPD	Relative Percent Difference, a measure of the relative difference between two points
TEF	Toxicity Equivalent Factor (Dioxin)
TEQ	Toxicity Equivalent Quotient (Dioxin)

QC Sample Results

Client: Pastor, Behling & Wheeler LLC
 Project/Site: Exide Recycling Center, Frisco TX Projec

TestAmerica Job ID: 600-53710-1

Method: 6010B - Metals (ICP)

Lab Sample ID: MB 600-77589/1-A
 Matrix: Solid
 Analysis Batch: 77743

Client Sample ID: Method Blank
 Prep Type: Total/NA
 Prep Batch: 77589

Analyte	MB MB		MQL (Adj)	SDL	Unit	D	Prepared	Analyzed	Dil Fac
	Result	Qualifier							
Cr	0.00155	U	0.0100	0.00155	mg/L		04/20/12 06:47	04/23/12 10:49	1
Pb	0.00290	U	0.0100	0.00290	mg/L		04/20/12 06:47	04/23/12 10:49	1
Cd	0.000350	U	0.00500	0.000350	mg/L		04/20/12 06:47	04/23/12 10:49	1
Ba	0.00220	U	0.0200	0.00220	mg/L		04/20/12 06:47	04/23/12 10:49	1
As	0.00328	U	0.0100	0.00328	mg/L		04/20/12 06:47	04/23/12 10:49	1
Ag	0.00125	U	0.0100	0.00125	mg/L		04/20/12 06:47	04/23/12 10:49	1
Se	0.00417	U	0.0400	0.00417	mg/L		04/20/12 06:47	04/23/12 10:49	1

Lab Sample ID: LCS 600-77589/2-A
 Matrix: Solid
 Analysis Batch: 77743

Client Sample ID: Lab Control Sample
 Prep Type: Total/NA
 Prep Batch: 77589

Analyte	Spike Added	LCS Result	LCS Qualifier	Unit	D	%Rec	%Rec.	
							Limits	
Cr	1.00	1.001		mg/L		100	80 - 120	
Pb	1.00	1.004		mg/L		100	80 - 120	
Cd	0.500	0.5055		mg/L		101	80 - 120	
Ba	1.00	0.9976		mg/L		100	80 - 120	
As	1.00	1.007		mg/L		101	80 - 120	
Ag	0.500	0.5046		mg/L		101	80 - 120	
Se	1.00	0.9992		mg/L		100	80 - 120	

Lab Sample ID: MB 600-77850/14-A
 Matrix: Solid
 Analysis Batch: 77847

Client Sample ID: Method Blank
 Prep Type: Total/NA
 Prep Batch: 77850

Analyte	MB MB		MQL (Adj)	SDL	Unit	D	Prepared	Analyzed	Dil Fac
	Result	Qualifier							
Lead	0.105	U	0.500	0.105	mg/Kg		04/24/12 13:09	04/24/12 15:45	1

Lab Sample ID: MB 600-77850/1-A
 Matrix: Solid
 Analysis Batch: 77847

Client Sample ID: Method Blank
 Prep Type: Total/NA
 Prep Batch: 77850

Analyte	MB MB		MQL (Adj)	SDL	Unit	D	Prepared	Analyzed	Dil Fac
	Result	Qualifier							
Lead	0.105	U	0.500	0.105	mg/Kg		04/24/12 11:27	04/24/12 15:37	1

Lab Sample ID: LCS 600-77850/2-A
 Matrix: Solid
 Analysis Batch: 77847

Client Sample ID: Lab Control Sample
 Prep Type: Total/NA
 Prep Batch: 77850

Analyte	Spike Added	LCS Result	LCS Qualifier	Unit	D	%Rec	%Rec.	
							Limits	
Lead	144	131.9		mg/Kg		92	79 - 121	

Lab Sample ID: 600-53710-1 MS
 Matrix: Solid
 Analysis Batch: 77847

Client Sample ID: IDW-4
 Prep Type: Total/NA
 Prep Batch: 77850

Analyte	Sample Result	Sample Qualifier	Spike Added	MS Result	MS Qualifier	Unit	D	%Rec	%Rec.	
									Limits	
Lead	1560		59.4	728.2	4	mg/Kg	☼	-1409	75 - 125	

QC Sample Results

Client: Pastor, Behling & Wheeler LLC
 Project/Site: Exide Recycling Center, Frisco TX Projec

TestAmerica Job ID: 600-53710-1

Method: 6010B - Metals (ICP) (Continued)

Lab Sample ID: 600-53710-1 MSD

Matrix: Solid

Analysis Batch: 77847

Client Sample ID: IDW-4

Prep Type: Total/NA

Prep Batch: 77850

Analyte	Sample	Sample	Spike	MSD	MSD	Unit	D	%Rec	%Rec.	RPD	Limit
	Result	Qualifier	Added	Result	Qualifier				Limits		
Lead	1560		59.9	1627	4 N	mg/Kg	☼	104	75 - 125	76	20

Lab Sample ID: 600-53710-1 DU

Matrix: Solid

Analysis Batch: 77847

Client Sample ID: IDW-4

Prep Type: Total/NA

Prep Batch: 77850

Analyte	Sample	Sample	DU	DU	Unit	D	RPD	Limit
	Result	Qualifier	Result	Qualifier				
Lead	1560		4430	F	mg/Kg	☼	96	20

Lab Sample ID: LB 600-77501/1-C LB

Matrix: Solid

Analysis Batch: 77743

Client Sample ID: Method Blank

Prep Type: TCLP

Prep Batch: 77589

Analyte	LB	LB	MQL (Adj)	SDL	Unit	D	Prepared	Analyzed	Dil Fac
	Result	Qualifier							
Cr	0.0155	U	0.100	0.0155	mg/L		04/20/12 06:47	04/23/12 11:16	1
Pb	0.0290	U	0.100	0.0290	mg/L		04/20/12 06:47	04/23/12 11:16	1
Cd	0.00350	U	0.0500	0.00350	mg/L		04/20/12 06:47	04/23/12 11:16	1
Ba	0.09530	J	0.200	0.0220	mg/L		04/20/12 06:47	04/23/12 11:16	1
As	0.0328	U	0.100	0.0328	mg/L		04/20/12 06:47	04/23/12 11:16	1
Ag	0.0125	U	0.100	0.0125	mg/L		04/20/12 06:47	04/23/12 11:16	1
Se	0.0417	U	0.400	0.0417	mg/L		04/20/12 06:47	04/23/12 11:16	1

Method: 7470A - Mercury (CVAA)

Lab Sample ID: MB 600-77591/7-A

Matrix: Solid

Analysis Batch: 77659

Client Sample ID: Method Blank

Prep Type: Total/NA

Prep Batch: 77591

Analyte	MB	MB	MQL (Adj)	SDL	Unit	D	Prepared	Analyzed	Dil Fac
	Result	Qualifier							
Mercury	0.0260	U	0.200	0.0260	ug/L		04/20/12 07:57	04/20/12 13:24	1

Lab Sample ID: LCS 600-77591/8-A

Matrix: Solid

Analysis Batch: 77659

Client Sample ID: Lab Control Sample

Prep Type: Total/NA

Prep Batch: 77591

Analyte	Spike	LCS	LCS	Unit	D	%Rec	%Rec.
							Added
Mercury	3.00	2.942		ug/L		98	70 - 130

Lab Sample ID: LB 600-77501/1-D LB

Matrix: Solid

Analysis Batch: 77659

Client Sample ID: Method Blank

Prep Type: TCLP

Prep Batch: 77591

Analyte	LB	LB	MQL (Adj)	SDL	Unit	D	Prepared	Analyzed	Dil Fac
	Result	Qualifier							
Mercury	0.0260	U	0.200	0.0260	ug/L		04/20/12 07:57	04/20/12 13:27	1

Lab Sample ID: 600-53710-1 MS

Matrix: Solid

Analysis Batch: 77659

Client Sample ID: IDW-4

Prep Type: TCLP

Prep Batch: 77591

Analyte	Sample	Sample	Spike	MS	MS	Unit	D	%Rec	%Rec.
	Result	Qualifier	Added	Result	Qualifier				Limits
Mercury	0.0260	U	3.00	3.119		ug/L		104	75 - 125

QC Sample Results

Client: Pastor, Behling & Wheeler LLC
 Project/Site: Exide Recycling Center, Frisco TX Projec

TestAmerica Job ID: 600-53710-1

Lab Sample ID: 600-53710-1 DU

Matrix: Solid

Analysis Batch: 77659

Client Sample ID: IDW-4

Prep Type: TCLP

Prep Batch: 77591

Analyte	Sample		DU		Unit	D	RPD	Limit
	Result	Qualifier	Result	Qualifier				
Mercury	0.0260	U	0.0260	U	ug/L		NC	20

Method: 7.4.4 - Reactive Sulfide

Lab Sample ID: MB 600-77652/1-A

Matrix: Solid

Analysis Batch: 77665

Client Sample ID: Method Blank

Prep Type: Total/NA

Prep Batch: 77652

Analyte	MB		MQL (Adj)	SDL	Unit	D	Prepared	Analyzed	Dil Fac
	Result	Qualifier							
Sulfide, Reactive	14.0	U	50.0	14.0	mg/Kg		04/20/12 13:58	04/20/12 14:15	1

Lab Sample ID: LCS 600-77652/2-A

Matrix: Solid

Analysis Batch: 77665

Client Sample ID: Lab Control Sample

Prep Type: Total/NA

Prep Batch: 77652

Analyte	Spike Added	LCS Result	LCS Qualifier	Unit	D	%Rec	%Rec. Limits

Method: 9012 - Cyanide, Reactive

Lab Sample ID: MB 600-77652/1-A

Matrix: Solid

Analysis Batch: 77795

Client Sample ID: Method Blank

Prep Type: Total/NA

Prep Batch: 77652

Analyte	MB		MQL (Adj)	SDL	Unit	D	Prepared	Analyzed	Dil Fac
	Result	Qualifier							
Cyanide, Reactive	85.5	U	250	85.5	ug/Kg		04/20/12 13:58	04/20/12 14:57	1

Lab Sample ID: LCS 600-77652/2-A

Matrix: Solid

Analysis Batch: 77795

Client Sample ID: Lab Control Sample

Prep Type: Total/NA

Prep Batch: 77652

Analyte	Spike Added	LCS Result	LCS Qualifier	Unit	D	%Rec	%Rec. Limits

Method: 9045C - Corrosivity

Lab Sample ID: LCS 600-77687/25

Matrix: Solid

Analysis Batch: 77687

Client Sample ID: Lab Control Sample

Prep Type: Total/NA

Analyte	Spike Added	LCS Result	LCS Qualifier	Unit	D	%Rec	%Rec. Limits

Method: D92 - Flashpoint

Lab Sample ID: MB 600-77742/1

Matrix: Solid

Analysis Batch: 77742

Client Sample ID: Method Blank

Prep Type: Total/NA

Analyte	MB		MQL (Adj)	SDL	Unit	D	Prepared	Analyzed	Dil Fac
	Result	Qualifier							
Flashpoint	>186		1.00	1.00	Degrees F			04/23/12 09:15	1

QC Sample Results

Client: Pastor, Behling & Wheeler LLC
 Project/Site: Exide Recycling Center, Frisco TX Projec

TestAmerica Job ID: 600-53710-1

Method: D92 - Flashpoint (Continued)

Lab Sample ID: LCS 600-77742/2
 Matrix: Solid
 Analysis Batch: 77742

Client Sample ID: Lab Control Sample
 Prep Type: Total/NA

Analyte	Spike Added	LCS Result	LCS Qualifier	Unit	D	%Rec	%Rec. Limits
Flashpoint	81.0	81.82		Degrees F		101	96.9 - 103.1 09

- 1
- 2
- 3
- 4
- 5
- 6
- 7
- 8
- 9
- 10
- 11
- 12
- 13
- 14
- 15
- 16
- 17

Unadjusted Detection Limits

Client: Pastor, Behling & Wheeler LLC
 Project/Site: Exide Recycling Center, Frisco TX Projec

TestAmerica Job ID: 600-53710-1

Method: 6010B - Metals (ICP)

Analyte	MQL	MDL	Units	Method
Lead	0.500	0.105	mg/Kg	6010B

Method: 6010B - Metals (ICP) - TCLP

Analyte	MQL	MDL	Units	Method
Ag	0.0100	0.00125	mg/L	6010B
As	0.0100	0.00328	mg/L	6010B
Ba	0.0200	0.00220	mg/L	6010B
Cd	0.00500	0.000350	mg/L	6010B
Cr	0.0100	0.00155	mg/L	6010B
Pb	0.0100	0.00290	mg/L	6010B
Se	0.0400	0.00417	mg/L	6010B

Method: 7470A - Mercury (CVAA) - TCLP

Analyte	MQL	MDL	Units	Method
Mercury	0.200	0.0260	ug/L	7470A

General Chemistry

Analyte	MQL	MDL	Units	Method
Sulfide, Reactive	50.0	14.0	mg/Kg	7.4.4
Cyanide, Reactive	250	85.5	ug/Kg	9012
pH	0.0100	0.0100	SU	9045C
Flashpoint	1.00	1.00	Degrees F	D92
Percent Moisture	1.0	1.0	%	Moisture
Percent Solids	1.0	1.0	%	Moisture

QC Association Summary

Client: Pastor, Behling & Wheeler LLC
 Project/Site: Exide Recycling Center, Frisco TX Projec

TestAmerica Job ID: 600-53710-1

Metals

Leach Batch: 77501

Lab Sample ID	Client Sample ID	Prep Type	Matrix	Method	Prep Batch
600-53710-1	IDW-4	TCLP	Solid	1311	
600-53710-1 DU	IDW-4	TCLP	Solid	1311	
600-53710-1 MS	IDW-4	TCLP	Solid	1311	
LB 600-77501/1-C LB	Method Blank	TCLP	Solid	1311	
LB 600-77501/1-D LB	Method Blank	TCLP	Solid	1311	

Prep Batch: 77589

Lab Sample ID	Client Sample ID	Prep Type	Matrix	Method	Prep Batch
600-53710-1	IDW-4	TCLP	Solid	3010A	77501
LB 600-77501/1-C LB	Method Blank	TCLP	Solid	3010A	77501
LCS 600-77589/2-A	Lab Control Sample	Total/NA	Solid	3010A	
MB 600-77589/1-A	Method Blank	Total/NA	Solid	3010A	

Prep Batch: 77591

Lab Sample ID	Client Sample ID	Prep Type	Matrix	Method	Prep Batch
600-53710-1	IDW-4	TCLP	Solid	7470A	77501
600-53710-1 DU	IDW-4	TCLP	Solid	7470A	77501
600-53710-1 MS	IDW-4	TCLP	Solid	7470A	77501
LB 600-77501/1-D LB	Method Blank	TCLP	Solid	7470A	77501
LCS 600-77591/8-A	Lab Control Sample	Total/NA	Solid	7470A	
MB 600-77591/7-A	Method Blank	Total/NA	Solid	7470A	

Analysis Batch: 77659

Lab Sample ID	Client Sample ID	Prep Type	Matrix	Method	Prep Batch
600-53710-1	IDW-4	TCLP	Solid	7470A	77591
600-53710-1 DU	IDW-4	TCLP	Solid	7470A	77591
600-53710-1 MS	IDW-4	TCLP	Solid	7470A	77591
LB 600-77501/1-D LB	Method Blank	TCLP	Solid	7470A	77591
LCS 600-77591/8-A	Lab Control Sample	Total/NA	Solid	7470A	77591
MB 600-77591/7-A	Method Blank	Total/NA	Solid	7470A	77591

Analysis Batch: 77743

Lab Sample ID	Client Sample ID	Prep Type	Matrix	Method	Prep Batch
600-53710-1	IDW-4	TCLP	Solid	6010B	77589
LB 600-77501/1-C LB	Method Blank	TCLP	Solid	6010B	77589
LCS 600-77589/2-A	Lab Control Sample	Total/NA	Solid	6010B	77589
MB 600-77589/1-A	Method Blank	Total/NA	Solid	6010B	77589

Analysis Batch: 77847

Lab Sample ID	Client Sample ID	Prep Type	Matrix	Method	Prep Batch
600-53710-1	IDW-4	Total/NA	Solid	6010B	77850
600-53710-1 DU	IDW-4	Total/NA	Solid	6010B	77850
600-53710-1 MS	IDW-4	Total/NA	Solid	6010B	77850
600-53710-1 MSD	IDW-4	Total/NA	Solid	6010B	77850
LCS 600-77850/2-A	Lab Control Sample	Total/NA	Solid	6010B	77850
MB 600-77850/14-A	Method Blank	Total/NA	Solid	6010B	77850
MB 600-77850/1-A	Method Blank	Total/NA	Solid	6010B	77850

Prep Batch: 77850

Lab Sample ID	Client Sample ID	Prep Type	Matrix	Method	Prep Batch
600-53710-1	IDW-4	Total/NA	Solid	3050B	
600-53710-1 DU	IDW-4	Total/NA	Solid	3050B	

QC Association Summary

Client: Pastor, Behling & Wheeler LLC
 Project/Site: Exide Recycling Center, Frisco TX Projec

TestAmerica Job ID: 600-53710-1

Metals (Continued)

Prep Batch: 77850 (Continued)

Lab Sample ID	Client Sample ID	Prep Type	Matrix	Method	Prep Batch
600-53710-1 MS	IDW-4	Total/NA	Solid	3050B	
600-53710-1 MSD	IDW-4	Total/NA	Solid	3050B	
LCS 600-77850/2-A	Lab Control Sample	Total/NA	Solid	3050B	
MB 600-77850/14-A	Method Blank	Total/NA	Solid	3050B	
MB 600-77850/1-A	Method Blank	Total/NA	Solid	3050B	

General Chemistry

Analysis Batch: 77568

Lab Sample ID	Client Sample ID	Prep Type	Matrix	Method	Prep Batch
600-53710-1	IDW-4	Total/NA	Solid	Moisture	

Prep Batch: 77652

Lab Sample ID	Client Sample ID	Prep Type	Matrix	Method	Prep Batch
600-53710-1	IDW-4	Total/NA	Solid	7.3.4	
600-53710-1	IDW-4	Total/NA	Solid	7.3.3	
LCS 600-77652/2-A	Lab Control Sample	Total/NA	Solid	7.3.4	
LCS 600-77652/2-A	Lab Control Sample	Total/NA	Solid	7.3.3	
MB 600-77652/1-A	Method Blank	Total/NA	Solid	7.3.4	
MB 600-77652/1-A	Method Blank	Total/NA	Solid	7.3.3	

Analysis Batch: 77665

Lab Sample ID	Client Sample ID	Prep Type	Matrix	Method	Prep Batch
600-53710-1	IDW-4	Total/NA	Solid	7.4.4	77652
LCS 600-77652/2-A	Lab Control Sample	Total/NA	Solid	7.4.4	77652
MB 600-77652/1-A	Method Blank	Total/NA	Solid	7.4.4	77652

Analysis Batch: 77687

Lab Sample ID	Client Sample ID	Prep Type	Matrix	Method	Prep Batch
600-53710-1	IDW-4	Total/NA	Solid	9045C	
LCS 600-77687/25	Lab Control Sample	Total/NA	Solid	9045C	

Analysis Batch: 77742

Lab Sample ID	Client Sample ID	Prep Type	Matrix	Method	Prep Batch
600-53710-1	IDW-4	Total/NA	Solid	D92	
LCS 600-77742/2	Lab Control Sample	Total/NA	Solid	D92	
MB 600-77742/1	Method Blank	Total/NA	Solid	D92	

Analysis Batch: 77795

Lab Sample ID	Client Sample ID	Prep Type	Matrix	Method	Prep Batch
600-53710-1	IDW-4	Total/NA	Solid	9012	77652
LCS 600-77652/2-A	Lab Control Sample	Total/NA	Solid	9012	77652
MB 600-77652/1-A	Method Blank	Total/NA	Solid	9012	77652

Lab Chronicle

Client: Pastor, Behling & Wheeler LLC
 Project/Site: Exide Recycling Center, Frisco TX Projec

TestAmerica Job ID: 600-53710-1

Client Sample ID: IDW-4

Lab Sample ID: 600-53710-1

Date Collected: 04/17/12 13:00

Matrix: Solid

Date Received: 04/18/12 09:56

Prep Type	Batch Type	Batch Method	Run	Dilution Factor	Batch Number	Prepared or Analyzed	Analyst	Lab
TCLP	Leach	1311			77501	04/18/12 18:00	SRP	TAL HOU
TCLP	Prep	7470A			77591	04/20/12 07:57	SRP	TAL HOU
TCLP	Analysis	7470A		1	77659	04/20/12 13:31	SRP	TAL HOU
TCLP	Prep	3010A			77589	04/20/12 06:47	DCL	TAL HOU
TCLP	Analysis	6010B		1	77743	04/23/12 11:35	DCL	TAL HOU
Total/NA	Prep	3050B			77850	04/24/12 11:27	NER	TAL HOU
Total/NA	Analysis	6010B		1	77847	04/24/12 16:00	DCL	TAL HOU
Total/NA	Analysis	Moisture		1	77568	04/19/12 15:30	KRD	TAL HOU
Total/NA	Prep	7.3.4			77652	04/20/12 13:58	NT	TAL HOU
Total/NA	Analysis	7.4.4		1	77665	04/20/12 14:15	GCW	TAL HOU
Total/NA	Analysis	9045C		1	77687	04/21/12 15:00	MB	TAL HOU
Total/NA	Analysis	D92		1	77742	04/23/12 09:15	MB	TAL HOU
Total/NA	Prep	7.3.3			77652	04/20/12 13:58	NT	TAL HOU
Total/NA	Analysis	9012		1	77795	04/20/12 14:57	BDG	TAL HOU

Laboratory References:

TAL HOU = TestAmerica Houston, 6310 Rothway Street, Houston, TX 77040, TEL (713)690-4444

1

2

3

4

5

6

7

8

9

10

11

12

13

14

15

16

17

Certification Summary

Client: Pastor, Behling & Wheeler LLC
 Project/Site: Exide Recycling Center, Frisco TX Projec

TestAmerica Job ID: 600-53710-1

Laboratory	Authority	Program	EPA Region	Certification ID
TestAmerica Houston	Arkansas DEQ	State Program	6	88-0759
TestAmerica Houston	Louisiana	NELAC	6	30643
TestAmerica Houston	Oklahoma	State Program	6	9503
TestAmerica Houston	Texas	NELAC	6	T104704223-10-6-TX
TestAmerica Houston	USDA	Federal		P330-08-00217
TestAmerica Houston	Utah	NELAC	8	GULF

Accreditation may not be offered or required for all methods and analytes reported in this package. Please contact your project manager for the laboratory's current list of certified methods and analytes.

1

2

3

4

5

6

7

8

9

10

11

12

13

14

15

16

17

- 1
- 2
- 3
- 4
- 5
- 6
- 7
- 8
- 9
- 10
- 11
- 12
- 13
- 14
- 15
- 16
- 17

METALS

COVER PAGE
METALS

Lab Name: TestAmerica Houston Job Number: 600-53710-1

SDG No.: _____

Project: Exide Recycling Center, Frisco TX Projec

Client Sample ID	Lab Sample ID
<u>IDW-4</u>	<u>600-53710-1</u>

- 1
- 2
- 3
- 4
- 5
- 6
- 7
- 8
- 9
- 10
- 11
- 12
- 13
- 14
- 15
- 16
- 17

Comments:

1A-IN
INORGANIC ANALYSIS DATA SHEET
METALS

Client Sample ID: <u>IDW-4</u>	Lab Sample ID: <u>600-53710-1</u>
Lab Name: <u>TestAmerica Houston</u>	Job No.: <u>600-53710-1</u>
SDG ID.: _____	
Matrix: <u>Solid</u>	Date Sampled: <u>04/17/2012 13:00</u>
Reporting Basis: <u>DRY</u>	Date Received: <u>04/18/2012 09:56</u>
% Solids: <u>81.0</u>	

CAS No.	Analyte	Result	MQL	MDL	Units	C	Q	DIL	Method
7439-92-1	Lead	1560	0.605	0.127	mg/Kg			1	6010B

1

2

3

4

5

6

7

8

9

10

11

12

13

14

15

16

17

1A-IN
INORGANIC ANALYSIS DATA SHEET
METALS - TCLP

Client Sample ID: IDW-4 Lab Sample ID: 600-53710-1
 Lab Name: TestAmerica Houston Job No.: 600-53710-1
 SDG ID.: _____
 Matrix: Solid Date Sampled: 04/17/2012 13:00
 Reporting Basis: WET Date Received: 04/18/2012 09:56

CAS No.	Analyte	Result	RL	MDL	Units	C	Q	DIL	Method
7439-92-1	Pb	4.83	0.100	0.0290	mg/L			1	6010B
7440-47-3	Cr	0.0155	0.100	0.0155	mg/L	U		1	6010B
7440-43-9	Cd	0.0113	0.0500	0.00350	mg/L	J		1	6010B
7440-39-3	Ba	0.706	0.200	0.0220	mg/L		b	1	6010B
7440-38-2	As	0.0328	0.100	0.0328	mg/L	U		1	6010B
7440-22-4	Ag	0.0125	0.100	0.0125	mg/L	U		1	6010B
7782-49-2	Se	0.0417	0.400	0.0417	mg/L	U		1	6010B
7439-97-6	Mercury	0.0260	0.200	0.0260	ug/L	U		1	7470A

1

2

3

4

5

6

7

8

9

10

11

12

13

14

15

16

17

2A-IN
CALIBRATION VERIFICATIONS
METALS

Lab Name: TestAmerica Houston Job No.: 600-53710-1
 SDG No.: _____
 ICV Source: MET0412CCV_00004 Concentration Units: mg/L
 CCV Source: MET0412CCV_00004

Analyte	ICV 600-77743/4 04/23/2012 10:00				CCV 600-77743/9 04/23/2012 10:19				CCV 600-77743/21 04/23/2012 11:28			
	Found	C	True	%R	Found	C	True	%R	Found	C	True	%R
Ag	0.2469		0.250	99	0.2476		0.250	99	0.2514		0.250	101
As	0.4988		0.500	100	0.4994		0.500	100	0.5134		0.500	103
Ba	0.4941		0.500	99	0.4927		0.500	99	0.5026		0.500	101
Cd	0.5042		0.500	101	0.5042		0.500	101	0.5172		0.500	103
Cr	0.5012		0.500	100	0.5018		0.500	100	0.5013		0.500	100
Pb	0.5011		0.500	100	0.5031		0.500	101	0.5100		0.500	102
Se	0.5054		0.500	101	0.5085		0.500	102	0.5088		0.500	102

Note! Calculations are performed before rounding to avoid round-off errors in calculated results.
 Italicized analytes were not requested for this sequence.

1
2
3
4
5
6
7
8
9
10
11
12
13
14
15
16
17

2A-IN
CALIBRATION VERIFICATIONS
METALS

Lab Name: TestAmerica Houston Job No.: 600-53710-1
 SDG No.: _____
 ICV Source: MET0412CCV_00004 Concentration Units: mg/L
 CCV Source: MET0412CCV_00004

Analyte	CCV 600-77743/33 04/23/2012 12:15				CCV 600-77743/44 04/23/2012 12:58							
	Found	C	True	%R	Found	C	True	%R	Found	C	True	%R
Ag	0.2518		0.250	101	0.2499		0.250	100				
As	0.5107		0.500	102	0.5045		0.500	101				
Ba	0.5075		0.500	101	0.5086		0.500	102				
Cd	0.5212		0.500	104	0.5229		0.500	105				
Cr	0.4939		0.500	99	0.4846		0.500	97				
Pb	0.5074		0.500	101	0.5007		0.500	100				
Se	0.5031		0.500	101	0.4926		0.500	99				

Note! Calculations are performed before rounding to avoid round-off errors in calculated results.
 Italicized analytes were not requested for this sequence.

1
2
3
4
5
6
7
8
9
10
11
12
13
14
15
16
17

2A-IN
 CALIBRATION VERIFICATIONS
 METALS

Lab Name: TestAmerica Houston Job No.: 600-53710-1
 SDG No.: _____
 ICV Source: MER0412S2_00016 Concentration Units: ug/L
 CCV Source: MER0412S2_00016

Analyte	ICV 600-77659/8 04/20/2012 13:14				CCV 600-77659/11 04/20/2012 13:19				CCV 600-77659/23 04/20/2012 13:43			
	Found	C	True	%R	Found	C	True	%R	Found	C	True	%R
Mercury	2.999		3.00	100	3.076		3.00	103	2.963		3.00	99

- 1
- 2
- 3
- 4
- 5
- 6
- 7
- 8
- 9
- 10
- 11
- 12
- 13
- 14
- 15
- 16
- 17

Note! Calculations are performed before rounding to avoid round-off errors in calculated results.
 Italicized analytes were not requested for this sequence.

2A-IN
 CALIBRATION VERIFICATIONS
 METALS

Lab Name: TestAmerica Houston Job No.: 600-53710-1
 SDG No.: _____
 ICV Source: MER0412S2_00016 Concentration Units: ug/L
 CCV Source: MER0412S2_00016

Analyte	CCV 600-77659/35 04/20/2012 14:05				CCV 600-77659/43 04/20/2012 14:21							
	Found	C	True	%R	Found	C	True	%R	Found	C	True	%R
Mercury	2.943		3.00	98	2.975		3.00	99				

- 1
- 2
- 3
- 4
- 5
- 6
- 7
- 8
- 9
- 10
- 11
- 12
- 13
- 14
- 15
- 16
- 17

Note! Calculations are performed before rounding to avoid round-off errors in calculated results.
 Italicized analytes were not requested for this sequence.

2B-IN
CRQL CHECK STANDARD
METALS

Lab Name: TestAmerica Houston Job No.: 600-53710-1
 SDG No.: _____
 Method: 6010B Instrument ID: TJA1
 Lab Sample ID: CRI 600-77743/6 Concentration Units: mg/L
 CRQL Check Standard Source: MET0212LOW_00003

Analyte	CRQL Check Standard				
	True	Found	Qualifiers	%R(1)	Limits
Cr	0.0100	0.009910	J	99	50-150
Pb	0.0100	0.009300	J	93	50-150
Cd	0.00500	0.005310		106	50-150
Ba	0.0100	0.009640	J	96	50-150
As	0.0100	0.009320	J	93	50-150
Ag	0.00500	0.004710	J	94	50-150
Se	0.0100	0.01127	J	113	50-150

Lab Sample ID: CRI 600-77847/6 Concentration Units: mg/L
 CRQL Check Standard Source: MET0212LOW_00003

Analyte	CRQL Check Standard				
	True	Found	Qualifiers	%R(1)	Limits
Lead	0.0100	0.009350	J	94	0-500

Note! Calculations are performed before rounding to avoid round-off errors in calculated results.

FORM IIB-IN

1
2
3
4
5
6
7
8
9
10
11
12
13
14
15
16
17

2B-IN
CRQL CHECK STANDARD
METALS

Lab Name: TestAmerica Houston Job No.: 600-53710-1
 SDG No.: _____
 Method: 7470A Instrument ID: FIMS01
 Lab Sample ID: CRA 600-77659/10 Concentration Units: ug/L
 CRQL Check Standard Source: MER0412S1_00016

Analyte	CRQL Check Standard				
	True	Found	Qualifiers	%R(1)	Limits
Mercury	0.200	0.1638	J	82	50-150

- 1
- 2
- 3
- 4
- 5
- 6
- 7
- 8
- 9
- 10
- 11
- 12
- 13
- 14
- 15
- 16
- 17

Note! Calculations are performed before rounding to avoid round-off errors in calculated results.

FORM IIB-IN

3-IN
INSTRUMENT BLANKS
METALS

Lab Name: TestAmerica Houston Job No.: 600-53710-1

SDG No.: _____

Concentration Units: mg/L

Analyte	RL	ICB 600-77743/5 04/23/2012 10:03		CCB 600-77743/10 04/23/2012 10:23		CCB 600-77743/22 04/23/2012 11:32		CCB 600-77743/34 04/23/2012 12:19	
		Found	C	Found	C	Found	C	Found	C
Ag	0.0100	0.00125	U	0.00125	U	0.00125	U	0.00125	U
As	0.0100	0.00328	U	0.00328	U	0.00328	U	0.00328	U
Ba	0.0200	0.00220	U	0.00220	U	0.00220	U	0.00220	U
Cd	0.00500	0.000350	U	0.000350	U	0.000350	U	0.000350	U
Cr	0.0100	0.00155	U	0.00155	U	0.00155	U	0.00155	U
Pb	0.0100	0.00290	U	0.00290	U	0.00290	U	0.00290	U
Se	0.0400	0.00417	U	0.00417	U	0.00417	U	0.00417	U

Italicized analytes were not requested for this sequence.

1
2
3
4
5
6
7
8
9
10
11
12
13
14
15
16
17

3-IN
INSTRUMENT BLANKS
METALS

Lab Name: TestAmerica Houston Job No.: 600-53710-1

SDG No.: _____

Concentration Units: mg/L

Analyte	RL	CCB 600-77743/45 04/23/2012 13:02							
		Found	C	Found	C	Found	C	Found	C
Ag	0.0100	0.00125	U						
As	0.0100	0.00328	U						
Ba	0.0200	0.00220	U						
Cd	0.00500	0.000350	U						
Cr	0.0100	0.00155	U						
Pb	0.0100	0.00290	U						
Se	0.0400	0.00417	U						

Italicized analytes were not requested for this sequence.

1

2

3

4

5

6

7

8

9

10

11

12

13

14

15

16

17

3-IN
INSTRUMENT BLANKS
METALS

- 1
- 2
- 3
- 4
- 5
- 6
- 7
- 8
- 9
- 10
- 11
- 12
- 13
- 14
- 15
- 16
- 17

Lab Name: TestAmerica Houston Job No.: 600-53710-1

SDG No.: _____

Concentration Units: mg/L

Analyte	RL	ICB 600-77847/5 04/24/2012 09:20		CCB 600-77847/65 04/24/2012 13:29		CCB 600-77847/77 04/24/2012 16:19		CCB 600-77847/81 04/24/2012 16:35	
		Found	C	Found	C	Found	C	Found	C
Lead	0.0100	0.00290	U	0.00290	U	0.00290	U	0.00290	U

Italicized analytes were not requested for this sequence.

3-IN
INSTRUMENT BLANKS
METALS

Lab Name: TestAmerica Houston Job No.: 600-53710-1

SDG No.: _____

Concentration Units: ug/L

Analyte	RL	ICB 600-77659/9 04/20/2012 13:15		CCB 600-77659/12 04/20/2012 13:22		CCB 600-77659/24 04/20/2012 13:44		CCB 600-77659/36 04/20/2012 14:07	
		Found	C	Found	C	Found	C	Found	C
Mercury	0.200	0.0260	U	0.0260	U	0.0260	U	0.0260	U

1

2

3

4

5

6

7

8

9

10

11

12

13

14

15

16

17

Italicized analytes were not requested for this sequence.

3-IN
 INSTRUMENT BLANKS
 METALS

- 1
- 2
- 3
- 4
- 5
- 6
- 7
- 8
- 9
- 10
- 11
- 12
- 13
- 14
- 15
- 16
- 17

Lab Name: TestAmerica Houston Job No.: 600-53710-1

SDG No.: _____

Concentration Units: ug/L

Analyte	RL	CCB 600-77659/44 04/20/2012 14:23							
		Found	C	Found	C	Found	C	Found	C
Mercury	0.200	0.0260	U						

Italicized analytes were not requested for this sequence.

3-IN
METHOD BLANK
METALS

Lab Name: TestAmerica Houston Job No.: 600-53710-1
 SDG No.: _____
 Concentration Units: mg/L Lab Sample ID: MB 600-77589/1-A
 Instrument Code: TJA1 Batch No.: 77743

CAS No.	Analyte	Concentration	C	Q	Method
7440-47-3	Cr	0.00155	U		6010B
7439-92-1	Pb	0.00290	U		6010B
7440-43-9	Cd	0.000350	U		6010B
7440-39-3	Ba	0.00220	U		6010B
7440-38-2	As	0.00328	U		6010B
7440-22-4	Ag	0.00125	U		6010B
7782-49-2	Se	0.00417	U		6010B

1

2

3

4

5

6

7

8

9

10

11

12

13

14

15

16

17

3-IN
METHOD BLANK
METALS - TCLP

Lab Name: TestAmerica Houston Job No.: 600-53710-1
 SDG No.: _____
 Concentration Units: mg/L Lab Sample ID: LB 600-77501/1-C
 Instrument Code: TJA1 Batch No.: 77743

CAS No.	Analyte	Concentration	C	Q	Method
7440-47-3	Cr	0.0155	U		6010B
7439-92-1	Pb	0.0290	U		6010B
7440-43-9	Cd	0.00350	U		6010B
7440-39-3	Ba	0.09530	J		6010B
7440-38-2	As	0.0328	U		6010B
7440-22-4	Ag	0.0125	U		6010B
7782-49-2	Se	0.0417	U		6010B

1

2

3

4

5

6

7

8

9

10

11

12

13

14

15

16

17

3-IN
METHOD BLANK
METALS

Lab Name: TestAmerica Houston Job No.: 600-53710-1
 SDG No.: _____
 Concentration Units: mg/Kg Lab Sample ID: MB 600-77850/1-A
 Instrument Code: TJA1 Batch No.: 77847

CAS No.	Analyte	Concentration	C	Q	Method
7439-92-1	Lead	0.105	U		6010B

1

2

3

4

5

6

7

8

9

10

11

12

13

14

15

16

17

3-IN
METHOD BLANK
METALS

Lab Name: TestAmerica Houston Job No.: 600-53710-1
 SDG No.: _____
 Concentration Units: mg/Kg Lab Sample ID: MB 600-77850/14-A
 Instrument Code: TJA1 Batch No.: 77847

CAS No.	Analyte	Concentration	C	Q	Method
7439-92-1	Lead	0.105	U		6010B

- 1
- 2
- 3
- 4
- 5
- 6
- 7
- 8
- 9
- 10
- 11
- 12
- 13
- 14
- 15
- 16
- 17

3-IN
METHOD BLANK
METALS

Lab Name: TestAmerica Houston Job No.: 600-53710-1
 SDG No.: _____
 Concentration Units: ug/L Lab Sample ID: MB 600-77591/7-A
 Instrument Code: FIMS01 Batch No.: 77659

CAS No.	Analyte	Concentration	C	Q	Method
7439-97-6	Mercury	0.0260	U		7470A

- 1
- 2
- 3
- 4
- 5
- 6
- 7
- 8
- 9
- 10
- 11
- 12
- 13
- 14
- 15
- 16
- 17

3-IN
 METHOD BLANK
 METALS - TCLP

Lab Name: TestAmerica Houston Job No.: 600-53710-1
 SDG No.: _____
 Concentration Units: ug/L Lab Sample ID: LB 600-77501/1-D
 Instrument Code: FIMS01 Batch No.: 77659

CAS No.	Analyte	Concentration	C	Q	Method
7439-97-6	Mercury	0.0260	U		7470A

- 1
- 2
- 3
- 4
- 5
- 6
- 7
- 8
- 9
- 10
- 11
- 12
- 13
- 14
- 15
- 16
- 17

4A-IN
INTERFERENCE CHECK STANDARD
METALS

Lab Name: TestAmerica Houston Job No.: 600-53710-1
 SDG No.: _____
 Lab Sample ID: ICSA 600-77743/7 Instrument ID: TJA1
 Lab File ID: A042312 ICS Source: METISA_00072
 Concentration Units: mg/L

Analyte	True	Found	Percent Recovery
	Solution A	Solution A	
Ag		0.0010	
As		0.0000	
Ba		0.0017	
Cd		-0.0053	
Cr		0.0018	
Pb		0.0010	
Se		-0.0056	
Aluminum	500	507	101
Antimony		-0.0026	
Beryllium		0.0001	
Boron		-0.0019	
Calcium	500	458	92
Cobalt		-0.0001	
Copper		0.0138	
Iron	200	196	98
Lithium		0.0049	
Magnesium	500	514	103
Manganese		-0.0076	
Molybdenum		0.0006	
Nickel		0.0009	
Potassium		0.413	
Silicon		0.0182	
Sodium		0.207	
Strontium		-0.0091	
Thallium		-0.0206	
Tin		-0.0038	
Titanium		-0.0038	
Vanadium		0.0030	
Zinc		-0.0032	

Calculations are performed before rounding to avoid round-off errors in calculated results.

FORM IVA-IN



4A-IN
INTERFERENCE CHECK STANDARD
METALS

Lab Name: TestAmerica Houston Job No.: 600-53710-1
 SDG No.: _____
 Lab Sample ID: ICSAB 600-77743/8 Instrument ID: TJA1
 Lab File ID: A042312 ICS Source: METISB_00074
 Concentration Units: mg/L

Analyte	True	Found	Percent Recovery
	Solution AB	Solution AB	
Ag	0.500	0.550	110
As	1.00	1.03	103
Ba	1.00	1.04	104
Cd	0.500	0.473	95
Cr	1.00	0.999	100
Pb	1.00	1.00	100
Se	1.00	1.03	103
<i>Aluminum</i>	<i>510</i>	<i>518</i>	<i>102</i>
<i>Antimony</i>	<i>1.00</i>	<i>1.04</i>	<i>104</i>
<i>Beryllium</i>	<i>0.500</i>	<i>0.506</i>	<i>101</i>
<i>Boron</i>	<i>1.00</i>	<i>1.06</i>	<i>106</i>
<i>Calcium</i>	<i>510</i>	<i>466</i>	<i>91</i>
<i>Cobalt</i>	<i>1.00</i>	<i>0.961</i>	<i>96</i>
<i>Copper</i>	<i>1.00</i>	<i>1.08</i>	<i>108</i>
<i>Iron</i>	<i>210</i>	<i>207</i>	<i>98</i>
<i>Lithium</i>	<i>1.00</i>	<i>1.16</i>	<i>116</i>
<i>Magnesium</i>	<i>510</i>	<i>526</i>	<i>103</i>
<i>Manganese</i>	<i>1.00</i>	<i>0.995</i>	<i>100</i>
<i>Molybdenum</i>	<i>1.00</i>	<i>1.02</i>	<i>102</i>
<i>Nickel</i>	<i>1.00</i>	<i>0.939</i>	<i>94</i>
<i>Potassium</i>	<i>10.0</i>	<i>14.2</i>	<i>142</i>
<i>Silicon</i>	<i>1.00</i>	<i>1.04</i>	<i>104</i>
<i>Sodium</i>	<i>10.0</i>	<i>13.3</i>	<i>133</i>
<i>Strontium</i>	<i>0.500</i>	<i>0.498</i>	<i>100</i>
<i>Thallium</i>	<i>1.00</i>	<i>0.982</i>	<i>98</i>
<i>Tin</i>	<i>1.00</i>	<i>1.01</i>	<i>101</i>
<i>Titanium</i>	<i>1.00</i>	<i>1.03</i>	<i>103</i>
<i>Vanadium</i>	<i>1.00</i>	<i>1.01</i>	<i>101</i>
<i>Zinc</i>	<i>1.00</i>	<i>1.03</i>	<i>103</i>

Calculations are performed before rounding to avoid round-off errors in calculated results.

FORM IVA-IN



4A-IN
INTERFERENCE CHECK STANDARD
METALS

Lab Name: TestAmerica Houston Job No.: 600-53710-1
 SDG No.: _____
 Lab Sample ID: ICSA 600-77743/84 Instrument ID: TJA1
 Lab File ID: A042312 ICS Source: METISA_00072
 Concentration Units: mg/L

Analyte	True	Found	Percent Recovery
	Solution A	Solution A	
Ag		-0.0003	
As		0.0001	
Ba		0.0019	
Cd		-0.0090	
Cr		0.0010	
Pb		0.0022	
Se		-0.0145	
Aluminum	500	485	97
Antimony		0.0004	
Beryllium		-0.0015	
Boron		-0.0003	
Calcium	500	450	90
Cobalt		0.0000	
Copper		0.0087	
Iron	200	207	103
Lithium		0.0053	
Magnesium	500	488	98
Manganese		-0.0069	
Molybdenum		-0.0002	
Nickel		0.0007	
Potassium		0.416	
Silicon		0.0058	
Sodium		0.238	
Strontium		-0.0088	
Thallium		0.0222	
Tin		-0.0027	
Titanium		-0.0040	
Vanadium		0.0044	
Zinc		-0.0081	

Calculations are performed before rounding to avoid round-off errors in calculated results.

FORM IVA-IN



4A-IN
INTERFERENCE CHECK STANDARD
METALS

Lab Name: TestAmerica Houston Job No.: 600-53710-1
 SDG No.: _____
 Lab Sample ID: ICSAB 600-77743/85 Instrument ID: TJA1
 Lab File ID: A042312 ICS Source: METISB_00074
 Concentration Units: mg/L

Analyte	True	Found	Percent Recovery
	Solution AB	Solution AB	
Ag	0.500	0.559	112
As	1.00	1.08	108
Ba	1.00	1.15	115
Cd	0.500	0.520	104
Cr	1.00	0.938	94
Pb	1.00	1.01	101
Se	1.00	1.00	100
<i>Aluminum</i>	<i>510</i>	<i>499</i>	<i>98</i>
<i>Antimony</i>	<i>1.00</i>	<i>1.15</i>	<i>115</i>
<i>Beryllium</i>	<i>0.500</i>	<i>0.457</i>	<i>91</i>
<i>Boron</i>	<i>1.00</i>	<i>1.16</i>	<i>116</i>
<i>Calcium</i>	<i>510</i>	<i>461</i>	<i>90</i>
<i>Cobalt</i>	<i>1.00</i>	<i>0.897</i>	<i>90</i>
<i>Copper</i>	<i>1.00</i>	<i>1.03</i>	<i>103</i>
<i>Iron</i>	<i>210</i>	<i>219</i>	<i>104</i>
<i>Lithium</i>	<i>1.00</i>	<i>1.29</i>	<i>129</i>
<i>Magnesium</i>	<i>510</i>	<i>503</i>	<i>99</i>
<i>Manganese</i>	<i>1.00</i>	<i>0.988</i>	<i>99</i>
<i>Molybdenum</i>	<i>1.00</i>	<i>1.05</i>	<i>105</i>
<i>Nickel</i>	<i>1.00</i>	<i>1.07</i>	<i>107</i>
<i>Potassium</i>	<i>10.0</i>	<i>15.8</i>	<i>158</i>
<i>Silicon</i>	<i>1.00</i>	<i>1.06</i>	<i>106</i>
<i>Sodium</i>	<i>10.0</i>	<i>14.5</i>	<i>145</i>
<i>Strontium</i>	<i>0.500</i>	<i>0.557</i>	<i>111</i>
<i>Thallium</i>	<i>1.00</i>	<i>1.19</i>	<i>119</i>
<i>Tin</i>	<i>1.00</i>	<i>0.975</i>	<i>98</i>
<i>Titanium</i>	<i>1.00</i>	<i>1.05</i>	<i>105</i>
<i>Vanadium</i>	<i>1.00</i>	<i>0.979</i>	<i>98</i>
<i>Zinc</i>	<i>1.00</i>	<i>1.10</i>	<i>110</i>

Calculations are performed before rounding to avoid round-off errors in calculated results.

FORM IVA-IN



4A-IN
INTERFERENCE CHECK STANDARD
METALS

Lab Name: TestAmerica Houston Job No.: 600-53710-1
 SDG No.: _____
 Lab Sample ID: ICSA 600-77847/7 Instrument ID: TJA1
 Lab File ID: A042412 ICS Source: METISA_00072
 Concentration Units: mg/L

Analyte	True	Found	Percent Recovery
	Solution A	Solution A	
Lead		0.0019	
Aluminum	500	514	103
Antimony		0.0018	
Arsenic		0.0011	
Barium		0.0018	
Beryllium		0.0000	
Boron		-0.0016	
Cadmium		-0.0050	
Calcium	500	460	92
Chromium		0.0017	
Cobalt		-0.0001	
Copper		0.0127	
Iron	200	197	99
Lithium		0.0041	
Magnesium	500	518	104
Manganese		-0.0076	
Molybdenum		0.0011	
Nickel		0.0007	
Potassium		0.0966	
Selenium		-0.0018	
Silicon		0.0144	
Silver		0.0002	
Sodium		0.178	
Strontium		-0.0091	
Thallium		-0.0127	
Tin		-0.0021	
Titanium		-0.0036	
Vanadium		0.0031	
Zinc		-0.0045	

Calculations are performed before rounding to avoid round-off errors in calculated results.

FORM IVA-IN



4A-IN
INTERFERENCE CHECK STANDARD
METALS

Lab Name: TestAmerica Houston Job No.: 600-53710-1
 SDG No.: _____
 Lab Sample ID: ICSAB 600-77847/8 Instrument ID: TJA1
 Lab File ID: A042412 ICS Source: METISB_00074
 Concentration Units: mg/L

Analyte	True	Found	Percent Recovery
	Solution AB	Solution AB	
Lead	1.00	0.988	99
Aluminum	510	517	101
Antimony	1.00	1.04	104
Arsenic	1.00	1.03	103
Barium	1.00	1.04	104
Beryllium	0.500	0.499	100
Boron	1.00	1.05	105
Cadmium	0.500	0.469	94
Calcium	510	461	90
Chromium	1.00	0.986	99
Cobalt	1.00	0.951	95
Copper	1.00	1.08	108
Iron	210	204	97
Lithium	1.00	1.16	116
Magnesium	510	521	102
Manganese	1.00	0.983	98
Molybdenum	1.00	1.01	101
Nickel	1.00	0.928	93
Potassium	10.0	14.1	141
Selenium	1.00	1.02	102
Silicon	1.00	1.05	105
Silver	0.500	0.546	109
Sodium	10.0	13.3	133
Strontium	0.500	0.498	100
Thallium	1.00	0.987	99
Tin	1.00	1.01	101
Titanium	1.00	1.02	102
Vanadium	1.00	1.00	100
Zinc	1.00	1.02	102

Calculations are performed before rounding to avoid round-off errors in calculated results.

FORM IVA-IN



5A-IN
MATRIX SPIKE SAMPLE RECOVERY
METALS

Client ID: IDW-4 MS Lab ID: 600-53710-1 MS
 Lab Name: TestAmerica Houston Job No.: 600-53710-1
 SDG No.: _____
 Matrix: Solid Concentration Units: mg/Kg
 % Solids: 81.0

Analyte	SSR C	Sample Result (SR) C	Spike Added (SA)	%R	Control Limit %R	Q	Method
Lead	728.2	1560	59.4	-1409	75-125	4	6010B

SSR = Spiked Sample Result

Calculations are performed before rounding to avoid round-off errors in calculated results.
 Note - Results and Reporting Limits have been adjusted for dry weight.

FORM VA - IN



5A-IN
 MATRIX SPIKE SAMPLE RECOVERY
 METALS - TCLP

Client ID: IDW-4 MS Lab ID: 600-53710-1 MS
 Lab Name: TestAmerica Houston Job No.: 600-53710-1
 SDG No.: _____
 Matrix: Solid Concentration Units: ug/L
 % Solids: _____

Analyte	SSR C	Sample Result (SR) C	Spike Added (SA)	%R	Control Limit %R	Q	Method
Mercury	3.119	0.0260	U 3.00	104	75-125		7470A

SSR = Spiked Sample Result

Calculations are performed before rounding to avoid round-off errors in calculated results.

FORM VA - IN

1

2

3

4

5

6

7

8

9

10

11

12

13

14

15

16

17

5A-IN
MATRIX SPIKE DUPLICATE SAMPLE RECOVERY
METALS

Client ID: IDW-4 MSD Lab ID: 600-53710-1 MSD
 Lab Name: TestAmerica Houston Job No.: 600-53710-1
 SDG No.: _____
 Matrix: Solid Concentration Units: mg/Kg
 % Solids: 81.0

Analyte	(SDR) C	Spike Added (SA)	%R	Control Limit %R	RPD	RPD Limit	Q	Method
Lead	1627	59.9	104	75-125	76	20	4 N	6010B

SDR = Sample Duplicate Result

Calculations are performed before rounding to avoid round-off errors in calculated results.
 Note - Results and Reporting Limits have been adjusted for dry weight.

FORM VD - IN

1

2

3

4

5

6

7

8

9

10

11

12

13

14

15

16

17

5B-IN
POST DIGESTION SPIKE SAMPLE RECOVERY
METALS

Client ID: IDW-4 PDS Lab ID: 600-53710-1 PDS
 Lab Name: TestAmerica Houston Job No.: 600-53710-1
 SDG No.: _____
 Matrix: Solid Concentration Units: mg/Kg

Analyte	SSR C	Sample Result (SR) C	Spike Added (SA)	%R	Control Limit %R	Q	Method
Lead	1639	1560	60.5	NC	75-125		6010B

SSR = Spiked Sample Result

Calculations are performed before rounding to avoid round-off errors in calculated results.
 Note - Results and Reporting Limits have been adjusted for dry weight.

FORM VB - IN

1

2

3

4

5

6

7

8

9

10

11

12

13

14

15

16

17

6-IN
DUPLICATES
METALS

Client ID: IDW-4 DU Lab ID: 600-53710-1 DU
 Lab Name: TestAmerica Houston Job No.: 600-53710-1
 SDG No.: _____
 % Solids for Sample: 81.0 % Solids for Duplicate: 81.0
 Matrix: Solid Concentration Units: mg/Kg

Analyte	Control Limit	Sample (S) C	Duplicate (D) C	RPD	Q	Method
Lead	0.588	1560	4430	96	F	6010B

Calculations are performed before rounding to avoid round-off errors in calculated results.

FORM VI-IN

1

2

3

4

5

6

7

8

9

10

11

12

13

14

15

16

17

6-IN
 DUPLICATES
 METALS - TCLP

Client ID: IDW-4 DU Lab ID: 600-53710-1 DU
 Lab Name: TestAmerica Houston Job No.: 600-53710-1
 SDG No.: _____
 % Solids for Sample: _____ % Solids for Duplicate: _____
 Matrix: Solid Concentration Units: ug/L

Analyte	Control Limit	Sample (S) C	Duplicate (D) C	RPD	Q	Method
Mercury	0.200	0.0260 U	0.0260 U	NC		7470A

- 1
- 2
- 3
- 4
- 5
- 6
- 7
- 8
- 9
- 10
- 11
- 12
- 13
- 14
- 15
- 16
- 17

Calculations are performed before rounding to avoid round-off errors in calculated results.

FORM VI-IN

7A-IN
LAB CONTROL SAMPLE
METALS

Lab ID: LCS 600-77589/2-ALab Name: TestAmerica HoustonJob No.: 600-53710-1Sample Matrix: WaterLCS Source: METSPIKEA_00011

Analyte	Water (mg/L)							
	True	Found	C	%R	Limits		Q	Method
Cr	1.00	1.001		100	80	120		6010B
Pb	1.00	1.004		100	80	120		6010B
Cd	0.500	0.5055		101	80	120		6010B
Ba	1.00	0.9976		100	80	120		6010B
As	1.00	1.007		101	80	120		6010B
Ag	0.500	0.5046		101	80	120		6010B
Se	1.00	0.9992		100	80	120		6010B

Calculations are performed before rounding to avoid round-off errors in calculated results.

FORM VIIA - IN

1

2

3

4

5

6

7

8

9

10

11

12

13

14

15

16

17

7A-IN
LAB CONTROL SAMPLE
METALS

Lab ID: LCS 600-77850/2-A

Lab Name: TestAmerica Houston

Job No.: 600-53710-1

Sample Matrix: Solid

LCS Source: METSLCSS_00016

Analyte	Solid(mg/Kg)							
	True	Found	C	%R	Limits		Q	Method
Lead	144	131.9		92	79	121		6010B

1

2

3

4

5

6

7

8

9

10

11

12

13

14

15

16

17

Calculations are performed before rounding to avoid round-off errors in calculated results.

FORM VIIA - IN

7A-IN
LAB CONTROL SAMPLE
METALS

Lab ID: LCS 600-77591/8-A

Lab Name: TestAmerica Houston

Job No.: 600-53710-1

Sample Matrix: Water

LCS Source: MER0412S2_00015

Analyte	Water (ug/L)							
	True	Found	C	%R	Limits		Q	Method
Mercury	3.00	2.942		98	70	130		7470A

1

2

3

4

5

6

7

8

9

10

11

12

13

14

15

16

17

Calculations are performed before rounding to avoid round-off errors in calculated results.

FORM VIIA - IN

8-IN
ICP-AES AND ICP-MS SERIAL DILUTIONS
METALS

Lab ID: 600-53710-1
 SDG No: _____
 Lab Name: TestAmerica Houston Job No: 600-53710-1
 Matrix: Solid Concentration Units: mg/Kg

Analyte	Initial Sample Result (I) C	Serial Dilution Result (S) C	% Difference	Q	Method
Lead	1560	1934	24	*	6010B

- 1
- 2
- 3
- 4
- 5
- 6
- 7
- 8
- 9
- 10
- 11
- 12
- 13
- 14
- 15
- 16
- 17

Calculations are performed before rounding to avoid round-off errors in calculated results.

FORM VIII-IN

8-IN
ICP-AES AND ICP-MS SERIAL DILUTIONS
METALS - TCLP

Lab ID: 600-53710-1

SDG No: _____

Lab Name: TestAmerica Houston Job No: 600-53710-1

Matrix: Solid Concentration Units: ug/L

Analyte	Initial Sample Result (I)		Serial Dilution Result (S)		% Difference	Q	Method
		C		C			
Mercury	0.0260	U	0.130	U	NC		7470A

Calculations are performed before rounding to avoid round-off errors in calculated results.

FORM VIII-IN

1

2

3

4

5

6

7

8

9

10

11

12

13

14

15

16

17

9-IN
CALIBRATION BLANK DETECTION LIMITS
METALS

Lab Name: TestAmerica Houston Job Number: 600-53710-1
SDG Number: _____
Matrix: Solid Instrument ID: TJA1
Method: 6010B XMDL Date: 05/15/2008 13:46

Analyte	Wavelength/ Mass	XRL (mg/L)	XMDL (mg/L)
Lead		0.01	0.0029

1

2

3

4

5

6

7

8

9

10

11

12

13

14

15

16

17

9-IN
DETECTION LIMITS
METALS - TCLP

Lab Name: TestAmerica Houston Job Number: 600-53710-1
 SDG Number: _____
 Matrix: Solid Instrument ID: TJA1
 Method: 6010B MDL Date: 03/28/2011 11:53
 Prep Method: 3010A
 Leach Method: 1311

Analyte	Wavelength/ Mass	RL (mg/L)	MDL (mg/L)
Ag		0.01	0.00125
As		0.01	0.00328
Ba		0.02	0.0022
Cd		0.005	0.00035
Cr		0.01	0.00155
Pb		0.01	0.0029
Se		0.04	0.00417

9-IN
 CALIBRATION BLANK DETECTION LIMITS
 METALS - TCLP

Lab Name: TestAmerica Houston Job Number: 600-53710-1
 SDG Number: _____
 Matrix: Solid Instrument ID: TJA1
 Method: 6010B XMDL Date: 05/16/2008 15:08

Analyte	Wavelength/ Mass	XRL (mg/L)	XMDL (mg/L)
Ag		0.01	0.00125
As		0.01	0.00328
Ba		0.02	0.0022
Cd		0.005	0.00035
Cr		0.01	0.00155
Pb		0.01	0.0029
Se		0.04	0.00417



9-IN
DETECTION LIMITS
METALS - TCLP

Lab Name: TestAmerica Houston Job Number: 600-53710-1
 SDG Number: _____
 Matrix: Solid Instrument ID: FIMS01
 Method: 7470A MDL Date: 03/02/2009 11:39
 Prep Method: 7470A
 Leach Method: 1311

Analyte	Wavelength/ Mass	RL (ug/L)	MDL (ug/L)
Mercury		0.2	0.026



9-IN
CALIBRATION BLANK DETECTION LIMITS
METALS - TCLP

Lab Name: TestAmerica Houston Job Number: 600-53710-1
SDG Number: _____
Matrix: Solid Instrument ID: FIMS01
Method: 7470A XMDL Date: 05/16/2008 15:13

Analyte	Wavelength/ Mass	XRL (ug/L)	XMDL (ug/L)
Mercury		0.2	0.026

1

2

3

4

5

6

7

8

9

10

11

12

13

14

15

16

17

11-IN
LINEAR RANGES
METALS

Lab Name: TestAmerica Houston Job No: 600-53710-1

SDG No.: _____

Instrument ID: TJA1 Date: 03/14/2006 13:24

Analyte	Integ. Time (Sec.)	Concentration (mg/L)	Method
Pb		50	6010B
Cr		50	6010B
Lead		50	6010B
Cd		25	6010B
Ba		50	6010B
As		50	6010B
Ag		5	6010B
Se		25	6010B

1

2

3

4

5

6

7

8

9

10

11

12

13

14

15

16

17

12-IN
PREPARATION LOG
METALS

Lab Name: TestAmerica Houston Job No.: 600-53710-1

SDG No.: _____

Prep Method: 3010A

Lab Sample ID	Preparation Date	Prep Batch	Initial Weight	Initial Volume (mL)	Final Volume (mL)
MB 600-77589/1-A	04/20/2012 06:47	77589		50	50
LCS 600-77589/2-A	04/20/2012 06:47	77589		50	50
LB 600-77501/1-C	04/20/2012 06:47	77589		5	50
600-53710-1	04/20/2012 06:47	77589		5	50

1

2

3

4

5

6

7

8

9

10

11

12

13

14

15

16

17

12-IN
PREPARATION LOG
METALS

Lab Name: TestAmerica Houston Job No.: 600-53710-1

SDG No.: _____

Prep Method: 3050B

Lab Sample ID	Preparation Date	Prep Batch	Initial Weight (g)	Initial Volume	Final Volume (mL)
MB 600-77850/1-A	04/24/2012 11:27	77850	1.00		50
LCS 600-77850/2-A	04/24/2012 11:27	77850	0.50		50
600-53710-1	04/24/2012 11:27	77850	1.02		50
600-53710-1 DU	04/24/2012 11:27	77850	1.05		50
600-53710-1 MS	04/24/2012 11:27	77850	1.04		50
600-53710-1 MSD	04/24/2012 11:27	77850	1.03		50
MB 600-77850/14-A	04/24/2012 13:09	77850	1.00		50

1

2

3

4

5

6

7

8

9

10

11

12

13

14

15

16

17

12-IN
PREPARATION LOG
METALS

Lab Name: TestAmerica Houston Job No.: 600-53710-1

SDG No.: _____

Prep Method: 7470A

Lab Sample ID	Preparation Date	Prep Batch	Initial Weight	Initial Volume (mL)	Final Volume (mL)
MB 600-77591/7-A	04/20/2012 07:57	77591		40	40
LCS 600-77591/8-A	04/20/2012 07:57	77591		50	50
LB 600-77501/1-D	04/20/2012 07:57	77591		40	40
600-53710-1	04/20/2012 07:57	77591		40	40
600-53710-1 DU	04/20/2012 07:57	77591		40	40
600-53710-1 MS	04/20/2012 07:57	77591		40	40

1

2

3

4

5

6

7

8

9

10

11

12

13

14

15

16

17

13-IN
ANALYSIS RUN LOG
METALS

Lab Name: TestAmerica Houston Job No.: 600-53710-1
 SDG No.: _____
 Instrument ID: TJA1 Method: 6010B
 Start Date: 04/23/2012 09:43 End Date: 04/23/2012 16:13

Lab Sample ID	D / F	T y p e	Time	Analytes															
				A g	A s	B a	C d	C r	P b	S e									
ZZZZZZ			09:43																
STD 600-77743/2 IC			09:51	X	X	X	X	X	X	X									
ZZZZZZ			09:56																
ICV 600-77743/4	1		10:00	X	X	X	X	X	X	X									
ICB 600-77743/5	1		10:03	X	X	X	X	X	X	X									
CRI 600-77743/6	1		10:07	X	X	X	X	X	X	X									
ICSA 600-77743/7	1		10:11	X	X	X	X	X	X	X									
ICSAB 600-77743/8	1		10:15	X	X	X	X	X	X	X									
CCV 600-77743/9	1		10:19	X	X	X	X	X	X	X									
CCB 600-77743/10	1		10:23	X	X	X	X	X	X	X									
MB 600-77589/1-A	1	T	10:49	X	X	X	X	X	X	X									
LCS 600-77589/2-A	1	T	10:53	X	X	X	X	X	X	X									
ZZZZZZ			10:57																
ZZZZZZ			11:01																
ZZZZZZ			11:05																
ZZZZZZ			11:08																
ZZZZZZ			11:12																
LB 600-77501/1-C	1	P	11:16	X	X	X	X	X	X	X									
ZZZZZZ			11:20																
ZZZZZZ			11:24																
CCV 600-77743/21	1		11:28	X	X	X	X	X	X	X									
CCB 600-77743/22	1		11:32	X	X	X	X	X	X	X									
600-53710-1	1	P	11:35	X	X	X	X	X	X	X									
ZZZZZZ			11:39																
ZZZZZZ			11:43																
ZZZZZZ			11:47																
ZZZZZZ			11:51																
ZZZZZZ			11:55																
ZZZZZZ			11:59																
ZZZZZZ			12:03																
ZZZZZZ			12:07																
ZZZZZZ			12:11																
CCV 600-77743/33	1		12:15	X	X	X	X	X	X	X									
CCB 600-77743/34	1		12:19	X	X	X	X	X	X	X									
ZZZZZZ			12:23																
ZZZZZZ			12:27																
ZZZZZZ			12:31																
ZZZZZZ			12:34																
ZZZZZZ			12:38																
ZZZZZZ			12:42																
ZZZZZZ			12:46																
ZZZZZZ			12:50																



13-IN
ANALYSIS RUN LOG
METALS

Lab Name: TestAmerica Houston Job No.: 600-53710-1
 SDG No.: _____
 Instrument ID: TJA1 Method: 6010B
 Start Date: 04/23/2012 09:43 End Date: 04/23/2012 16:13

Lab Sample ID	D / F	T y p e	Time	Analytes															
				A g	A s	B a	C d	C r	P b	S e									
ZZZZZZ			12:54																
CCV 600-77743/44	1		12:58	X	X	X	X	X	X	X									
CCB 600-77743/45	1		13:02	X	X	X	X	X	X	X									
ZZZZZZ			13:23																
ZZZZZZ			13:27																
ZZZZZZ			13:31																
ZZZZZZ			13:34																
ZZZZZZ			13:38																
ZZZZZZ			13:42																
ZZZZZZ			13:46																
ZZZZZZ			13:50																
ZZZZZZ			13:54																
ZZZZZZ			13:58																
CCV 600-77743/56			14:01																
CCB 600-77743/57			14:05																
ZZZZZZ			14:09																
ZZZZZZ			14:13																
ZZZZZZ			14:17																
ZZZZZZ			14:21																
ZZZZZZ			14:25																
ZZZZZZ			14:29																
CCV 600-77743/64			14:32																
CCB 600-77743/65			14:36																
ZZZZZZ			14:46																
ZZZZZZ			14:50																
ZZZZZZ			14:56																
ZZZZZZ			15:00																
ZZZZZZ			15:04																
ZZZZZZ			15:08																
ZZZZZZ			15:12																
ZZZZZZ			15:16																
ZZZZZZ			15:20																
ZZZZZZ			15:23																
CCV 600-77743/76			15:27																
CCB 600-77743/77			15:31																
ZZZZZZ			15:35																
ZZZZZZ			15:39																
ZZZZZZ			15:43																
ZZZZZZ			15:47																
CCV 600-77743/82			15:50																
CCB 600-77743/83			15:54																
ICSA 600-77743/84	1		16:09	X	X	X	X	X	X	X									

- 1
- 2
- 3
- 4
- 5
- 6
- 7
- 8
- 9
- 10
- 11
- 12
- 13
- 14
- 15
- 16
- 17

13-IN
ANALYSIS RUN LOG
METALS

Lab Name: TestAmerica Houston Job No.: 600-53710-1

SDG No.: _____

Instrument ID: TJA1 Method: 6010B

Start Date: 04/23/2012 09:43 End Date: 04/23/2012 16:13

Lab Sample ID	D / F	Type	Time	Analytes																								
				A g	A s	B a	C d	C r	P b	S e																		
ICSAB 600-77743/85	1		16:13	X	X	X	X	X	X	X																		

Prep Types
P = TCLP
T = Total/NA

- 1
- 2
- 3
- 4
- 5
- 6
- 7
- 8
- 9
- 10
- 11
- 12
- 13
- 14
- 15
- 16
- 17

13-IN
ANALYSIS RUN LOG
METALS

Lab Name: TestAmerica Houston Job No.: 600-53710-1
 SDG No.: _____
 Instrument ID: TJA1 Method: 6010B
 Start Date: 04/24/2012 09:04 End Date: 04/24/2012 18:04

Lab Sample ID	D / F	T y p e	Time	Analytes															
				P b															
ZZZZZZ			09:04																
STD 600-77847/2 IC			09:08	X															
ZZZZZZ			09:13																
ICV 600-77847/4			09:17																
ICB 600-77847/5	1		09:20	X															
CRI 600-77847/6	1		09:24	X															
ICSA 600-77847/7	1		09:28	X															
ICSAB 600-77847/8	1		09:32	X															
CCV 600-77847/9			09:36																
CCB 600-77847/10			09:40																
ZZZZZZ			09:54																
ZZZZZZ			09:58																
ZZZZZZ			10:02																
ZZZZZZ			10:06																
ZZZZZZ			10:10																
ZZZZZZ			10:13																
ZZZZZZ			10:17																
ZZZZZZ			10:21																
ZZZZZZ			10:25																
ZZZZZZ			10:29																
CCV 600-77847/21			10:33																
CCB 600-77847/22			10:36																
ZZZZZZ			10:40																
ZZZZZZ			10:44																
ZZZZZZ			10:48																
ZZZZZZ			10:52																
ZZZZZZ			10:56																
CCV 600-77847/28			11:00																
CCB 600-77847/29			11:04																
ZZZZZZ			11:11																
ZZZZZZ			11:15																
ZZZZZZ			11:19																
ZZZZZZ			11:23																
ZZZZZZ			11:27																
ZZZZZZ			11:30																
ZZZZZZ			11:34																
ZZZZZZ			11:38																
ZZZZZZ			11:42																
ZZZZZZ			11:46																
CCV 600-77847/40			11:50																
CCB 600-77847/41			11:54																
ZZZZZZ			11:57																

- 1
- 2
- 3
- 4
- 5
- 6
- 7
- 8
- 9
- 10
- 11
- 12
- 13
- 14
- 15
- 16
- 17

13-IN
ANALYSIS RUN LOG
METALS

Lab Name: TestAmerica Houston Job No.: 600-53710-1
 SDG No.: _____
 Instrument ID: TJA1 Method: 6010B
 Start Date: 04/24/2012 09:04 End Date: 04/24/2012 18:04

Lab Sample ID	D / F	Type	Time	Analytes															
				P b															
ZZZZZZ			12:01																
ZZZZZZ			12:05																
ZZZZZZ			12:09																
ZZZZZZ			12:13																
ZZZZZZ			12:17																
ZZZZZZ			12:21																
ZZZZZZ			12:25																
ZZZZZZ			12:29																
ZZZZZZ			12:33																
CCV 600-77847/52			12:37																
CCB 600-77847/53			12:41																
ZZZZZZ			12:45																
ZZZZZZ			12:49																
ZZZZZZ			12:53																
ZZZZZZ			12:56																
ZZZZZZ			13:00																
ZZZZZZ			13:04																
ZZZZZZ			13:08																
ZZZZZZ			13:12																
ZZZZZZ			13:16																
ZZZZZZ			13:21																
CCV 600-77847/64	1		13:25	X															
CCB 600-77847/65	1		13:29	X															
MB 600-77850/1-A	1	T	15:37	X															
LCS 600-77850/2-A	1	T	15:41	X															
MB 600-77850/14-A	1	T	15:45	X															
ZZZZZZ			15:49																
ZZZZZZ			15:52																
ZZZZZZ			15:56																
600-53710-1	1	T	16:00	X															
600-53710-1 DU	1	T	16:04	X															
600-53710-1 MS	1	T	16:08	X															
600-53710-1 MSD	1	T	16:12	X															
CCV 600-77847/76	1		16:16	X															
CCB 600-77847/77	1		16:19	X															
600-53710-1 PDS	1	T	16:23	X															
600-53710-1 SD	5	T	16:27	X															
CCV 600-77847/80	1		16:31	X															
CCB 600-77847/81	1		16:35	X															
ZZZZZZ			16:44																
ZZZZZZ			16:48																
ZZZZZZ			16:52																

- 1
- 2
- 3
- 4
- 5
- 6
- 7
- 8
- 9
- 10
- 11
- 12
- 13
- 14
- 15
- 16
- 17

13-IN
ANALYSIS RUN LOG
METALS

Lab Name: TestAmerica Houston Job No.: 600-53710-1
 SDG No.: _____
 Instrument ID: TJA1 Method: 6010B
 Start Date: 04/24/2012 09:04 End Date: 04/24/2012 18:04

Lab Sample ID	D / F	T y p e	Time	Analytes															
				P b															
ZZZZZZ			16:56																
CCV 600-77847/86			17:00																
CCB 600-77847/87			17:04																
ICSA 600-77847/88			17:07																
ICSAB 600-77847/89			17:11																
ZZZZZZ			17:21																
ZZZZZZ			17:25																
ZZZZZZ			17:29																
ZZZZZZ			17:33																
ZZZZZZ			17:37																
ZZZZZZ			17:41																
ZZZZZZ			17:45																
ZZZZZZ			17:48																
ZZZZZZ			17:52																
ZZZZZZ			17:56																
CCV 600-77847/100			18:00																
CCB 600-77847/101			18:04																

Prep Types
T = Total/NA



13-IN
ANALYSIS RUN LOG
METALS

Lab Name: TestAmerica Houston Job No.: 600-53710-1
 SDG No.: _____
 Instrument ID: FIMS01 Method: 7470A
 Start Date: 04/20/2012 12:59 End Date: 04/20/2012 14:23

Lab Sample ID	D / F	T y p e	Time	Analytes															
				H g															
ZZZZZZ			12:59																
ZZZZZZ			13:01																
ZZZZZZ			13:03																
ZZZZZZ			13:05																
ZZZZZZ			13:07																
ZZZZZZ			13:08																
ZZZZZZ			13:11																
ICV 600-77659/8	1		13:14	X															
ICB 600-77659/9	1		13:15	X															
CRA 600-77659/10	1		13:17	X															
CCV 600-77659/11	1		13:19	X															
CCB 600-77659/12	1		13:22	X															
MB 600-77591/7-A	1	T	13:24	X															
LCS 600-77591/8-A	1	T	13:25	X															
LB 600-77501/1-D	1	P	13:27	X															
ZZZZZZ			13:29																
600-53710-1	1	P	13:31	X															
600-53710-1 DU	1	P	13:33	X															
600-53710-1 MS	1	P	13:35	X															
ZZZZZZ			13:37																
ZZZZZZ			13:39																
ZZZZZZ			13:41																
CCV 600-77659/23	1		13:43	X															
CCB 600-77659/24	1		13:44	X															
ZZZZZZ			13:46																
ZZZZZZ			13:48																
ZZZZZZ			13:51																
ZZZZZZ			13:53																
ZZZZZZ			13:54																
ZZZZZZ			13:56																
ZZZZZZ			13:58																
ZZZZZZ			14:00																
ZZZZZZ			14:02																
ZZZZZZ			14:04																
CCV 600-77659/35	1		14:05	X															
CCB 600-77659/36	1		14:07	X															
ZZZZZZ			14:09																
ZZZZZZ			14:11																
ZZZZZZ			14:14																
ZZZZZZ			14:15																
600-53710-1 SD	5	P	14:17	X															
ZZZZZZ			14:19																

- 1
- 2
- 3
- 4
- 5
- 6
- 7
- 8
- 9
- 10
- 11
- 12
- 13
- 14
- 15
- 16
- 17

13-IN
ANALYSIS RUN LOG
METALS

Lab Name: TestAmerica Houston Job No.: 600-53710-1
 SDG No.: _____
 Instrument ID: FIMS01 Method: 7470A
 Start Date: 04/20/2012 12:59 End Date: 04/20/2012 14:23

Lab Sample ID	D / F	T y p e	Time	Analytes															
				H g															
CCV 600-77659/43	1		14:21	X															
CCB 600-77659/44	1		14:23	X															

Prep Types
 P = TCLP
 T = Total/NA

- 1
- 2
- 3
- 4
- 5
- 6
- 7
- 8
- 9
- 10
- 11
- 12
- 13
- 14
- 15
- 16
- 17

file:///c:/tjadata/temp/a042312.TXT

Method: 20076010 04/23/12 09:17:15 AM page 1

METHOD INFORMATION **

Sample Introduction Device: Normal
 Calibration Mode: Concentration

Default Setup:

Number of Repeats : 2	Auto-store Analysis Data? Yes
Flush Time (sec) : 45.0	Auto-store Stdzn Data? Yes
Auto-Increment Sample Names? No	Store Individual Repeats? No
	Auto-print Analysis Data? Yes
	Auto-print Stdzn Report : +Readback
	Condensed Print Format? Yes

Default File Names:

Analysis Data File : A042312	Autosampler Table : TRAVIS
	Sample Limits Table : LCTAB
Calibration Data File : CALDATA	Blank Limits Table : BLCTAB
Calibration Stds Table : CALSTDS	QC Check Table : LCTAB

Standardization Rpt. 04/23/12 09:47:11 AM page 1

Method: 20076010 Standard: S0
 Run Time: 04/23/12 09:43:48

Elem	Al3082	Sb2068	As1890	Ba4934	Be3130	B_2496	Cd2265
Avgc	.00441	.00200	.00007	.00045	-.01092	.00111	.00110
SDev	.00006	.00138	.00063	.00032	.00020	.00026	.00011
%RSD	1.4176	68.973	870.10	69.410	1.8768	22.915	9.7506
#1	.00446	.00103	.00051	.00068	-.01106	.00093	.00103
#2	.00437	.00298	-.00037	.00023	-.01077	.00129	.00118
Elem	Ca3179	Cr2677	Co2286	Cu3247	Fe2714	Li6707	Mg2790
Avgc	.00613	.00008	-.00036	.00476	.00158	.07560	.03870
SDev	.00004	.00005	.00005	.00000	.00113	.00084	.00008
%RSD	.67332	61.158	13.019	.01654	71.214	1.1078	.20659
#1	.00616	.00012	-.00033	.00476	.00238	.07619	.03876
#2	.00610	.00005	-.00039	.00476	.00079	.07501	.03865
Elem	Mn2576	Mo2020	Ni2316	K_7664	Si2881	Ag3280	Na3302
Avgc	.00007	.00007	-.00022	.45739	.03171	-.00016	-.00142
SDev	.00003	.00000	.00110	.00218	.00013	.00039	.00109
%RSD	46.541	.67333	506.53	.47585	.41441	243.75	76.560
#1	.00005	.00007	.00056	.45893	.03181	.00012	-.00065
#2	.00009	.00007	-.00099	.45585	.03162	-.00044	-.00220
Elem	Na5889	Sr4215	Tl1908	Sn1899	Ti3349	V_2924	Zn2138
Avgc	.22898	.00249	-.00106	.00030	-.00096	.00008	.00486
SDev	.00065	.00062	.00006	.00399	.00040	.00002	.00051
%RSD	.28603	25.001	5.3347	1314.5	41.984	20.862	10.469
#1	.22944	.00205	-.00110	.00313	-.00068	.00009	.00450
#2	.22851	.00294	-.00102	-.00252	-.00125	.00007	.00522
Elem	2203/1	2203/2	1960/1	1960/2			
Avgc	.00592	-.00269	-.00448	.00196			



file:///c:/tjadata/temp/a042312.TXT

SDev	.00546	.00120	.00042	.00014
%RSD	92.256	44.503	9.4636	6.8597
#1	.00978	-.00184	-.00478	.00187
#2	.00206	-.00354	-.00418	.00206

IntStd	1	2	3	4	5	6	7
Mode	*Counts	NOTUSED	NOTUSED	NOTUSED	NOTUSED	NOTUSED	NOTUSED
Elem	Y	--	--	--	--	--	--
Wavlen	371.030	--	--	--	--	--	--
Avge	43057	--	--	--	--	--	--
SDev	289.9138	--	--	--	--	--	--
%RSD	.6733255	--	--	--	--	--	--
#1	42852	--	--	--	--	--	--
#2	43262	--	--	--	--	--	--

Standardization Rpt.

04/23/12 09:54:48 AM

page 1

Method: 20076010 Standard: STD

Run Time: 04/23/12 09:51:25

Elem	Al3082	Sb2068	As1890	Ba4934	Be3130	B_2496	Cd2265
Avge	.82242	.89338	1.0416	11.173	22.189	6.1960	13.388
SDev	.00024	.00103	.0015	.025	.078	.0144	.033
%RSD	.02913	.11468	.14785	.22296	.35225	.23193	.24848

#1	.82225	.89410	1.0405	11.156	22.134	6.1858	13.365
#2	.82259	.89265	1.0427	11.191	22.244	6.2061	13.412

Elem	Ca3179	Cr2677	Co2286	Cu3247	Fe2714	Li6707	Mg2790
Avge	2.7533	2.0842	1.2394	1.1790	4.4493	17.954	1.2423
SDev	.0050	.0058	.0031	.0025	.0188	.018	.0020
%RSD	.18276	.27620	.25293	.21512	.42253	.09952	.16024

#1	2.7497	2.0802	1.2372	1.1772	4.4360	17.967	1.2409
#2	2.7568	2.0883	1.2416	1.1808	4.4626	17.942	1.2437

Elem	Mn2576	Mo2020	Ni2316	K_7664	Si2881	Ag3280	Na3302
Avge	1.6955	1.4636	6.2004	2.5927	.78814	.68145	.11440
SDev	.0040	.0060	.0053	.0048	.00007	.00158	.00026
%RSD	.23650	.41102	.08503	.18409	.00940	.23146	.22346

#1	1.6926	1.4593	6.1966	2.5961	.78808	.68034	.11422
#2	1.6983	1.4679	6.2041	2.5893	.78819	.68257	.11458

Elem	Na5889	Sr4215	Tl1908	Sn1899	Ti3349	V_2924	Zn2138
Avge	14.783	38.409	.29143	2.6065	10.071	.51330	2.9516
SDev	.026	.063	.00178	.0057	.026	.00098	.0046
%RSD	.17630	.16429	.60902	.21784	.25719	.19047	.15642

#1	14.802	38.365	.29017	2.6025	10.053	.51261	2.9483
#2	14.765	38.454	.29268	2.6106	10.090	.51399	2.9549

Elem	2203/1	2203/2	1960/1	1960/2
Avge	3.6164	7.2474	1.1409	.96831
SDev	.0068	.0477	.0007	.01282
%RSD	.18748	.65881	.06322	1.3239

#1	3.6116	7.2136	1.1404	.95925
#2	3.6212	7.2812	1.1414	.97738



file:///c:/tjadata/temp/a042312.TXT

IntStd	1	2	3	4	5	6	7
Mode	*Counts	NOTUSED	NOTUSED	NOTUSED	NOTUSED	NOTUSED	NOTUSED
Elem	Y	--	--	--	--	--	--
Wavlen	371.030	--	--	--	--	--	--
Avgc	42242	--	--	--	--	--	--
SDev	84.85281	--	--	--	--	--	--
%RSD	.2008731	--	--	--	--	--	--
#1	42182	--	--	--	--	--	--
#2	42302	--	--	--	--	--	--

04/23/12 09:54:52 AM

page 2

Method: 20076010 Slope = Conc(SIR)/IR

Element	Wavlen	High std	Low std	Slope	Y-intercept	Date Standardized
Al3082	308.215	STD	S0	24.4634	-.119070	04/23/12 09:51:25
Sb2068	206.838	STD	S0	2.25185	-.005093	04/23/12 09:51:25
As1890	189.042	STD	S0	1.90047	.001076	04/23/12 09:51:25
Ba4934	493.409	STD	S0	.179001	-.000032	04/23/12 09:51:25
Be3130	313.042	STD	S0	.045067	.000639	04/23/12 09:51:25
B_2496	249.678	STD	S0	.322839	-.000304	04/23/12 09:51:25
Cd2265	226.502	STD	S0	.074840	-.000008	04/23/12 09:51:25
Ca3179	317.933	STD	S0	7.27894	-.040840	04/23/12 09:51:25
Cr2677	267.716	STD	S0	.959626	-.000075	04/23/12 09:51:25
Co2286	228.616	STD	S0	1.61315	.000692	04/23/12 09:51:25
Cu3247	324.753	STD	S0	1.70179	-.007478	04/23/12 09:51:25
Fe2714	271.441	STD	S0	4.30659	.010636	04/23/12 09:51:25
Li6707	670.784	STD	S0	.111801	-.007307	04/23/12 09:51:25
Pb2203	220.353		NONE	.000000	.000000	*04/23/12 09:51:25
Se1960	196.026		NONE	.000000	.000000	*04/23/12 09:51:25
Mg2790	279.078	STD	S0	16.5667	-.581481	04/23/12 09:51:25
Mn2576	257.610	STD	S0	1.17986	-.000053	04/23/12 09:51:25
Mo2020	202.030	STD	S0	1.36640	.000139	04/23/12 09:51:25
Ni2316	231.604	STD	S0	.322492	.000433	04/23/12 09:51:25
K_7664	766.491	STD	S0	9.20551	-3.86700	04/23/12 09:51:25
Si2881	288.158	STD	S0	2.61401	-.078609	04/23/12 09:51:25
Ag3280	328.068	STD	S0	1.46732	.000365	04/23/12 09:51:25
Na3302	330.232	STD	S0	171.613	.367497	04/23/12 09:51:25
Na5889	588.995	STD	S0	1.37188	-.281152	04/23/12 09:51:25
Sr4215	421.552	STD	S0	.026047	.000017	04/23/12 09:51:25
Tl1908	190.864	STD	S0	6.85311	.009268	04/23/12 09:51:25
Sn1899	189.989	STD	S0	.767425	-.000329	04/23/12 09:51:25
Ti3349	334.941	STD	S0	.198551	.000291	04/23/12 09:51:25
V_2924	292.402	STD	S0	3.85908	-.000042	04/23/12 09:51:25
Zn2138	213.856	STD	S0	.679413	-.002908	04/23/12 09:51:25
2203/1	220.351	STD	S0	.556735	-.001708	04/23/12 09:51:25
2203/2	220.352	STD	S0	.275015	-.000637	04/23/12 09:51:25
1960/1	196.021	STD	S0	1.74891	.007220	04/23/12 09:51:25
1960/2	196.022	STD	S0	2.06501	-.003741	04/23/12 09:51:25

Method: 20076010

Element	Wavelength	Standard	Known Concentration	Measured Concentration	Residual Concentration
Al3082	308.215	S0	.000000	.000000	-.000000
		STD	20.0000	20.0000	.000000

Element	Wavelength	Standard	Known Concentration	Measured Concentration	Residual Concentration

file:///c:/tjadata/temp/a042312.TXT

Sb2068	206.838	S0	.000000	-.000000	.000000	1
		STD	2.00000	2.00666	-.006658	2
			Known	Measured	Residual	
Element	Wavelength	Standard	Concentration	Concentration	Concentration	3
As1890	189.042	S0	.000000	-.000000	.000000	4
		STD	2.00000	1.98066	.019338	5
			Known	Measured	Residual	
Element	Wavelength	Standard	Concentration	Concentration	Concentration	6
Ba4934	493.409	S0	.000000	.000000	-.000000	7
Standardization	Readback Report		04/23/12	09:54:52 AM	page 3	8
		STD	2.00000	2.00000	.000000	9
			Known	Measured	Residual	
Element	Wavelength	Standard	Concentration	Concentration	Concentration	10
Be3130	313.042	S0	.000000	.000000	-.000000	11
		STD	1.00000	1.00064	-.000640	12
			Known	Measured	Residual	
Element	Wavelength	Standard	Concentration	Concentration	Concentration	13
B_2496	249.678	S0	.000000	-.000000	.000000	14
		STD	2.00000	2.00000	.000000	15
			Known	Measured	Residual	
Element	Wavelength	Standard	Concentration	Concentration	Concentration	16
Cd2265	226.502	S0	.000000	.000000	-.000000	17
		STD	1.00000	1.00198	-.001980	
			Known	Measured	Residual	
Element	Wavelength	Standard	Concentration	Concentration	Concentration	
Ca3179	317.933	S0	.000000	-.000000	.000000	
		STD	20.0000	20.0000	.000000	
			Known	Measured	Residual	
Element	Wavelength	Standard	Concentration	Concentration	Concentration	
Cr2677	267.716	S0	.000000	.000000	-.000000	
		STD	2.00000	2.00000	.000000	
			Known	Measured	Residual	
Element	Wavelength	Standard	Concentration	Concentration	Concentration	
Co2286	228.616	S0	.000000	-.000000	.000000	
		STD	2.00000	2.00000	.000000	
			Known	Measured	Residual	
Element	Wavelength	Standard	Concentration	Concentration	Concentration	
Cu3247	324.753	S0	.000000	.000000	-.000000	
		STD	2.00000	1.99894	.001060	
			Known	Measured	Residual	
Element	Wavelength	Standard	Concentration	Concentration	Concentration	
Fe2714	271.441	S0	.000000	-.000000	.000000	
		STD	20.0000	19.1720	.828014	
			Known	Measured	Residual	
Element	Wavelength	Standard	Concentration	Concentration	Concentration	
Li6707	670.784	S0	.000000	.000000	-.000000	
		STD	2.00000	2.00000	.000000	

file:///c:/tjadata/temp/a042312.TXT

Element	Wavelength	Standard	Known Concentration	Measured Concentration	Residual Concentration
Pb2203	220.353	NONE	.000000	.000000	.000000
			.000000	.000000	.000000

Element	Wavelength	Standard	Known Concentration	Measured Concentration	Residual Concentration
Se1960	196.026	NONE	.000000	.000000	.000000
			.000000	.000000	.000000

Standardization Readback Report 04/23/12 09:54:52 AM page 4

Element	Wavelength	Standard	Known Concentration	Measured Concentration	Residual Concentration
Mg2790	279.078	S0	.000000	.000000	-.000000
		STD	20.0000	20.0000	.000000

Element	Wavelength	Standard	Known Concentration	Measured Concentration	Residual Concentration
Mn2576	257.610	S0	.000000	.000000	-.000000
		STD	2.00000	2.00038	-.000380

Element	Wavelength	Standard	Known Concentration	Measured Concentration	Residual Concentration
Mo2020	202.030	S0	.000000	.000000	-.000000
		STD	2.00000	2.00000	.000000

Element	Wavelength	Standard	Known Concentration	Measured Concentration	Residual Concentration
Ni2316	231.604	S0	.000000	-.000000	.000000
		STD	2.00000	2.00000	.000000

Element	Wavelength	Standard	Known Concentration	Measured Concentration	Residual Concentration
K_7664	766.491	S0	.000000	-.000000	.000000
		STD	20.0000	20.0000	.000000

Element	Wavelength	Standard	Known Concentration	Measured Concentration	Residual Concentration
Si2881	288.158	S0	.000000	.000000	-.000000
		STD	2.00000	1.98159	.018410

Element	Wavelength	Standard	Known Concentration	Measured Concentration	Residual Concentration
Ag3280	328.068	S0	.000000	-.000000	.000000
		STD	1.00000	1.00027	-.000274

Element	Wavelength	Standard	Known Concentration	Measured Concentration	Residual Concentration
Na3302	330.232	S0	.000000	.000000	-.000000
		STD	20.0000	20.0000	.000000

Element	Wavelength	Standard	Known Concentration	Measured Concentration	Residual Concentration
Na5889	588.995	S0	.000000	.000000	-.000000
		STD	20.0000	20.0000	.000000

Element	Wavelength	Standard	Known Concentration	Measured Concentration	Residual Concentration
Sr4215	421.552	S0	.000000	.000000	-.000000

file:///c:/tjadata/temp/a042312.TXT

STD	1.00000	1.00048	- .000480
-----	---------	---------	-----------

Element	Wavelength	Standard	Known Concentration	Measured Concentration	Residual Concentration
Tl1908	190.864	S0	.000000	.000000	-.000000
		STD	2.00000	2.00644	-.006442

Standardization Readback Report 04/23/12 09:54:52 AM page 5

Element	Wavelength	Standard	Known Concentration	Measured Concentration	Residual Concentration
Sn1899	189.989	S0	.000000	.000000	-.000000
		STD	2.00000	2.00000	.000000

Element	Wavelength	Standard	Known Concentration	Measured Concentration	Residual Concentration
Ti3349	334.941	S0	.000000	.000000	-.000000
		STD	2.00000	2.00000	.000000

Element	Wavelength	Standard	Known Concentration	Measured Concentration	Residual Concentration
V_2924	292.402	S0	.000000	-.000000	.000000
		STD	2.00000	1.98084	.019164

Element	Wavelength	Standard	Known Concentration	Measured Concentration	Residual Concentration
Zn2138	213.856	S0	.000000	.000000	-.000000
		STD	2.00000	2.00245	-.002452

Element	Wavelength	Standard	Known Concentration	Measured Concentration	Residual Concentration
2203/1	220.351	S0	.000000	-.000000	.000000
		STD	2.00000	2.01167	-.011672

Element	Wavelength	Standard	Known Concentration	Measured Concentration	Residual Concentration
2203/2	220.352	S0	.000000	.000000	-.000000
		STD	2.00000	1.99251	.007490

Element	Wavelength	Standard	Known Concentration	Measured Concentration	Residual Concentration
1960/1	196.021	S0	.000000	.000000	-.000000
		STD	2.00000	2.00251	-.002508

Element	Wavelength	Standard	Known Concentration	Measured Concentration	Residual Concentration
1960/2	196.022	S0	.000000	-.000000	.000000
		STD	2.00000	1.99584	.004162

Analysis Report 04/23/12 09:59:57 AM page 1

Method: 20076010 Sample Name: S2 met0412cal_00001 Operator: DCL

Run Time: 04/23/12 09:56:09

Comment: TRACE 61E

Mode: CONC Corr. Factor: 1

Elem	Al3082	Sb2068	As1890	Ba4934	Be3130	B_2496	Cd2265
Units	ppm	ppm	ppm	ppm	ppm	ppm	ppm
Avg	19.864	1.9960	1.9959	1.9930	1.0040	1.9949	.99736

file:///c:/tjadata/temp/a042312.TXT

SDev	.014	.0083	.0039	.0058	.0022	.0034	.00235
%RSD	.07254	.41574	.19581	.29222	.21829	.16804	.23602
#1	19.874	2.0019	1.9987	1.9971	1.0056	1.9972	.99902
#2	19.853	1.9901	1.9932	1.9888	1.0025	1.9925	.99569
Elem	Ca3179	Cr2677	Co2286	Cu3247	Fe2714	Li6707	Pb2203
Units	ppm	ppm	ppm	ppm	ppm	ppm	ppm
Avg	19.932	1.9990	1.9965	1.9951	19.975	1.9846	1.9926
SDev	.036	.0027	.0048	.0040	.062	.0017	.0008
%RSD	.17956	.13675	.23850	.20234	.30874	.08528	.03813
#1	19.958	2.0009	1.9999	1.9979	20.018	1.9858	1.9932
#2	19.907	1.9971	1.9932	1.9922	19.931	1.9834	1.9921
Elem	Se1960	Mg2790	Mn2576	Mo2020	Ni2316	K_7664	Si2881
Units	ppm	ppm	ppm	ppm	ppm	ppm	ppm
Avg	1.9962	19.935	1.9960	1.9960	1.9932	19.750	1.9796
SDev	.0011	.017	.0043	.0080	.0018	.001	.0066
%RSD	.05707	.08387	.21710	.40173	.09142	.00363	.33336
#1	1.9954	19.947	1.9991	1.9904	1.9945	19.749	1.9843
#2	1.9970	19.923	1.9929	2.0017	1.9919	19.750	1.9749
Elem	Ag3280	Na3302	Na5889	Sr4215	Tl1908	Sn1899	Ti3349
Units	ppm	ppm	ppm	ppm	ppm	ppm	ppm
Avg	.99676	19.932	19.824	.99530	1.9789	1.9878	1.9990
SDev	.00268	.121	.010	.00290	.0007	.0041	.0045
%RSD	.26912	.60760	.04851	.29122	.03535	.20673	.22658
#1	.99866	20.018	19.818	.99735	1.9794	1.9907	2.0022
#2	.99487	19.846	19.831	.99325	1.9785	1.9849	1.9958
Elem	V_2924	Zn2138	2203/1	2203/2	1960/1	1960/2	
Units	ppm	ppm	ppm	ppm	ppm	ppm	
Avg	1.9952	1.9940	1.9970	1.9905	1.9980	1.9954	
SDev	.0040	.0056	.0014	.0004	.0025	.0029	
%RSD	.19901	.27862	.07219	.02105	.12393	.14769	
#1	1.9980	1.9979	1.9980	1.9907	1.9997	1.9933	
#2	1.9924	1.9900	1.9960	1.9902	1.9962	1.9975	

IntStd	1	2	3	4	5	6	7
Mode	*Counts	NOTUSED	NOTUSED	NOTUSED	NOTUSED	NOTUSED	NOTUSED
Elem	Y	--	--	--	--	--	--
Wavlen	371.030	--	--	--	--	--	--
Avg	43012	--	--	--	--	--	--
SDev	99.70206	--	--	--	--	--	--
%RSD	.2318032	--	--	--	--	--	--

Analysis Report

04/23/12 09:59:57 AM

page 2

#1	43082	--	--	--	--	--	--
#2	42941	--	--	--	--	--	--

Method: 20076010 Sample Name: ICV met0412ccv_00004 Operator: DCL
Run Time: 04/23/12 10:00:00
Comment: TRACE 61E
Mode: CONC Corr. Factor: 1

file:///c:/tjadata/temp/a042312.TXT

Elem	Al3082	Sb2068	As1890	Ba4934	Be3130	B_2496	Cd2265
Units	ppm	ppm	ppm	ppm	ppm	ppm	ppm
Avgc	2.4594	.49341	.49876	.49406	.50964	.49833	.50421
SDev	.0099	.00162	.00454	.00235	.00261	.00307	.00248
%RSD	.40400	.32905	.91041	.47569	.51236	.61506	.49093
#1	2.4664	.49456	.50197	.49572	.51149	.50050	.50596
#2	2.4524	.49226	.49554	.49239	.50780	.49617	.50246
Elem	Ca3179	Cr2677	Co2286	Cu3247	Fe2714	Li6707	Pb2203
Units	ppm	ppm	ppm	ppm	ppm	ppm	ppm
Avgc	12.559	.50118	.50342	.50484	2.5544	.45711	.50110
SDev	.058	.00231	.00223	.00292	.0130	.00184	.00148
%RSD	.46358	.46077	.44262	.57903	.50876	.40314	.29619
#1	12.600	.50281	.50500	.50691	2.5636	.45841	.50215
#2	12.518	.49955	.50185	.50277	2.5452	.45581	.50005
Elem	Se1960	Mg2790	Mn2576	Mo2020	Ni2316	K_7664	Si2881
Units	ppm	ppm	ppm	ppm	ppm	ppm	ppm
Avgc	.50536	5.0396	.49374	.51185	.50511	12.133	.95354
SDev	.00165	.0233	.00243	.00504	.00005	.061	.00368
%RSD	.32667	.46216	.49118	.98497	.01072	.49946	.38602
#1	.50653	5.0561	.49546	.51542	.50507	12.176	.95615
#2	.50420	5.0231	.49203	.50829	.50515	12.090	.95094
Elem	Ag3280	Na3302	Na5889	Sr4215	Tl1908	Sn1899	Ti3349
Units	ppm	ppm	ppm	ppm	ppm	ppm	ppm
Avgc	.24690	12.663	11.877	.24598	.51323	.50523	.50573
SDev	.00100	.000	.049	.00128	.00104	.00185	.00257
%RSD	.40429	.00362	.41588	.52258	.20300	.36568	.50873
#1	.24760	12.663	11.912	.24689	.51397	.50654	.50755
#2	.24619	12.663	11.842	.24507	.51250	.50392	.50391
Elem	V_2924	Zn2138	2203/1	2203/2	1960/1	1960/2	
Units	ppm	ppm	ppm	ppm	ppm	ppm	
Avgc	.50603	.50759	.50143	.50094	.50503	.50559	
SDev	.00160	.00262	.00002	.00223	.00441	.00027	
%RSD	.31617	.51698	.00305	.44595	.87376	.05342	
#1	.50716	.50945	.50142	.50252	.50815	.50578	
#2	.50490	.50573	.50144	.49936	.50191	.50540	
IntStd	1	2	3	4	5	6	7
Mode	*Counts	NOTUSED	NOTUSED	NOTUSED	NOTUSED	NOTUSED	NOTUSED
Analysis Report				04/23/12 10:03:49 AM		page 3	
Elem	Y	--	--	--	--	--	--
Wavlen	371.030	--	--	--	--	--	--
Avgc	43122	--	--	--	--	--	--
SDev	166.1701	--	--	--	--	--	--
%RSD	.3853532	--	--	--	--	--	--
#1	43004	--	--	--	--	--	--
#2	43239	--	--	--	--	--	--

Method: 20076010 Sample Name: ICB
Run Time: 04/23/12 10:03:52

Operator: DCL

file:///c:/tjadata/temp/a042312.TXT

Comment: TRACE 61E

Mode: CONC Corr. Factor: 1

Elem	Al3082	Sb2068	As1890	Ba4934	Be3130	B_2496	Cd2265
Units	ppm	ppm	ppm	ppm	ppm	ppm	ppm
Avge	-.01365	-.00323	.00017	.00000	.00018	.00242	.00010
SDev	.00110	.00369	.00058	.00001	.00003	.00047	.00025
%RSD	8.0866	114.41	336.92	496.93	15.521	19.229	256.36
#1	-.01287	-.00584	.00058	-.00000	.00016	.00275	-.00008
#2	-.01443	-.00062	-.00024	.00000	.00020	.00209	.00028
Elem	Ca3179	Cr2677	Co2286	Cu3247	Fe2714	Li6707	Pb2203
Units	ppm	ppm	ppm	ppm	ppm	ppm	ppm
Avge	.00344	-.00004	-.00041	.00075	-.00587	.00112	-.00003
SDev	.00141	.00043	.00092	.00006	.04441	.00011	.00001
%RSD	41.056	970.01	226.11	7.8858	756.33	9.6129	32.949
#1	.00244	-.00035	-.00106	.00079	-.03727	.00120	-.00003
#2	.00443	.00026	.00024	.00071	.02553	.00104	-.00002
Elem	Se1960	Mg2790	Mn2576	Mo2020	Ni2316	K_7664	Si2881
Units	ppm	ppm	ppm	ppm	ppm	ppm	ppm
Avge	.00219	.06103	.00001	.00420	-.00013	.34983	.00399
SDev	.00231	.00509	.00002	.00096	.00074	.04389	.00031
%RSD	105.13	8.3316	128.97	22.880	552.85	12.546	7.8612
#1	.00382	.06463	.00000	.00488	-.00066	.38086	.00422
#2	.00056	.05744	.00003	.00352	.00039	.31880	.00377
Elem	Ag3280	Na3302	Na5889	Sr4215	Tl1908	Sn1899	Ti3349
Units	ppm	ppm	ppm	ppm	ppm	ppm	ppm
Avge	-.00052	-.09469	.03335	.00006	.00065	-.00071	.00011
SDev	.00139	.17666	.00327	.00003	.00350	.00215	.00001
%RSD	268.62	186.56	9.8188	48.345	538.05	301.86	7.9221
#1	-.00150	-.21961	.03566	.00004	.00313	-.00223	.00011
#2	.00047	.03022	.03103	.00008	-.00183	.00081	.00012
Elem	V_2924	Zn2138	2203/1	2203/2	1960/1	1960/2	
Units	ppm	ppm	ppm	ppm	ppm	ppm	
Avge	-.00009	.00082	-.00087	.00039	-.00089	.00374	
SDev	.00001	.00022	.00184	.00091	.00043	.00368	
%RSD	8.5796	26.201	212.17	231.53	48.680	98.399	
#1	-.00009	.00098	-.00217	.00103	-.00120	.00633	
Analysis Report							
				04/23/12 10:07:40 AM	page 4		
#2	-.00010	.00067	.00043	-.00025	-.00058	.00114	
IntStd	1	2	3	4	5	6	7
Mode	*Counts	NOTUSED	NOTUSED	NOTUSED	NOTUSED	NOTUSED	NOTUSED
Elem	Y	--	--	--	--	--	--
Wavlen	371.030	--	--	--	--	--	--
Avge	42817	--	--	--	--	--	--
SDev	612.3545	--	--	--	--	--	--
%RSD	1.430167	--	--	--	--	--	--
#1	42384	--	--	--	--	--	--
#2	43250	--	--	--	--	--	--



file:///c:/tjadata/temp/a042312.TXT

Method: 20076010 Sample Name: CRI met0212low_00003 Operator: DCL
 Run Time: 04/23/12 10:07:43
 Comment: TRACE 61E
 Mode: CONC Corr. Factor: 1

Elem	Al3082	Sb2068	As1890	Ba4934	Be3130	B_2496	Cd2265
Units	ppm	ppm	ppm	ppm	ppm	ppm	ppm
Avge	.07950	.00817	.00933	.00964	.00543	.01217	.00531
SDev	.00156	.00179	.00028	.00009	.00002	.00005	.00003
%RSD	1.9636	21.883	2.9903	.93122	.34880	.43514	.50353

#1	.08061	.00943	.00913	.00971	.00544	.01221	.00529
#2	.07840	.00690	.00952	.00958	.00541	.01214	.00533

Elem	Ca3179	Cr2677	Co2286	Cu3247	Fe2714	Li6707	Pb2203
Units	ppm	ppm	ppm	ppm	ppm	ppm	ppm
Avge	.11286	.00992	.00960	.01045	.09634	.00858	.00930
SDev	.00047	.00010	.00009	.00018	.00471	.00010	.00077
%RSD	.41459	1.0196	.90592	1.7265	4.8845	1.1132	8.2427

#1	.11319	.00999	.00966	.01057	.09966	.00865	.00984
#2	.11253	.00985	.00953	.01032	.09301	.00852	.00876

Elem	Se1960	Mg2790	Mn2576	Mo2020	Ni2316	K_7664	Si2881
Units	ppm	ppm	ppm	ppm	ppm	ppm	ppm
Avge	.01127	.14640	.00969	.01136	.00925	.87911	.01730
SDev	.00026	.00305	.00004	.00130	.00022	.02719	.00178
%RSD	2.2965	2.0853	.38370	11.424	2.3642	3.0931	10.299

#1	.01109	.14856	.00971	.01228	.00941	.89834	.01856
#2	.01145	.14424	.00966	.01044	.00910	.85989	.01604

Elem	Ag3280	Na3302	Na5889	Sr4215	Tl1908	Sn1899	Ti3349
Units	ppm	ppm	ppm	ppm	ppm	ppm	ppm
Avge	.00472	.58061	.58077	.00434	.01050	.00965	.00979
SDev	.00037	.09931	.00275	.00002	.00247	.00043	.00013
%RSD	7.8074	17.105	.47409	.44948	23.496	4.4388	1.3019

#1	.00446	.65084	.58272	.00435	.00876	.00995	.00988
#2	.00498	.51039	.57883	.00432	.01225	.00934	.00970

Elem	V_2924	Zn2138	2203/1	2203/2	1960/1	1960/2
Units	ppm	ppm	ppm	ppm	ppm	ppm
Avge	.00951	.00806	.01028	.00881	.00788	.01297

Analysis Report 04/23/12 10:11:31 AM page 5

SDev	.00036	.00005	.00172	.00201	.00003	.00038
%RSD	3.8377	.59207	16.702	22.797	.33230	2.8930

#1	.00977	.00803	.00907	.01023	.00786	.01270
#2	.00925	.00810	.01150	.00739	.00790	.01323

IntStd	1	2	3	4	5	6	7
Mode	*Counts	NOTUSED	NOTUSED	NOTUSED	NOTUSED	NOTUSED	NOTUSED
Elem	Y	--	--	--	--	--	--
Wavlen	371.030	--	--	--	--	--	--
Avge	43120	--	--	--	--	--	--
SDev	164.7559	--	--	--	--	--	--
%RSD	.3820913	--	--	--	--	--	--
#1	43003	--	--	--	--	--	--

file:///c:/tjadata/temp/a042312.TXT

#2	43236	--	--	--	--	--	--

Method:	20076010	Sample Name:	ICSA metisa_00072	Operator:	DCL		
Run Time:	04/23/12 10:11:34						
Comment:	TRACE 61E						
Mode:	CONC	Corr. Factor:	1				
Elem	Al3082	Sb2068	As1890	Ba4934	Be3130	B_2496	Cd2265
Units	ppm	ppm	ppm	ppm	ppm	ppm	ppm
Avge	506.94	-.00263	.00001	.00170	.00011	-.00185	-.00527
SDev	1.93	.00124	.00215	.00006	.00001	.00117	.00012
%RSD	.38025	47.074	31315.	3.5011	9.1991	63.049	2.2326
#1	508.30	-.00351	-.00152	.00165	.00010	-.00103	-.00519
#2	505.57	-.00176	.00153	.00174	.00012	-.00268	-.00536
Elem	Ca3179	Cr2677	Co2286	Cu3247	Fe2714	Li6707	Pb2203
Units	ppm	ppm	ppm	ppm	ppm	ppm	ppm
Avge	457.65	.00175	-.00015	.01376	196.44	.00495	.00102
SDev	1.27	.00048	.00009	.00030	.83	.00006	.00112
%RSD	.27782	27.609	59.003	2.1903	.42415	1.1668	109.99
#1	458.55	.00141	-.00009	.01355	197.03	.00499	.00181
#2	456.75	.00210	-.00021	.01398	195.85	.00491	.00023
Elem	Se1960	Mg2790	Mn2576	Mo2020	Ni2316	K_7664	Si2881
Units	ppm	ppm	ppm	ppm	ppm	ppm	ppm
Avge	-.00565	514.12	-.00760	.00064	.00085	.41325	.01820
SDev	.00491	1.56	.00003	.00003	.00016	.02883	.00071
%RSD	86.868	.30333	.41486	3.8891	18.256	6.9760	3.9025
#1	-.00912	515.22	-.00763	.00062	.00097	.39287	.01871
#2	-.00218	513.02	-.00758	.00066	.00074	.43364	.01770
Elem	Ag3280	Na3302	Na5889	Sr4215	Tl1908	Sn1899	Ti3349
Units	ppm	ppm	ppm	ppm	ppm	ppm	ppm
Avge	.00096	.25409	.20748	-.00907	-.02063	-.00382	-.00378
SDev	.00032	.09875	.00072	.00005	.00531	.00138	.00001
%RSD	32.873	38.866	.34564	.54023	25.754	36.177	.19041
#1	.00118	.32392	.20697	-.00910	-.01687	-.00284	-.00378
#2	.00074	.18426	.20798	-.00903	-.02439	-.00480	-.00377

Analysis Report

04/23/12 10:15:22 AM

page 6

Elem	V_2924	Zn2138	2203/1	2203/2	1960/1	1960/2
Units	ppm	ppm	ppm	ppm	ppm	ppm
Avge	.00295	-.00317	-.00976	.00641	-.00058	-.00818
SDev	.00035	.00013	.00070	.00133	.00096	.00688
%RSD	11.829	4.1787	7.1919	20.732	165.27	84.076
#1	.00271	-.00307	-.00927	.00735	-.00126	-.01305
#2	.00320	-.00326	-.01026	.00547	.00010	-.00332
IntStd	1	2	3	4	5	6
Mode	*Counts	NOTUSED	NOTUSED	NOTUSED	NOTUSED	NOTUSED
Elem	Y	--	--	--	--	--
Wavlen	371.030	--	--	--	--	--
Avge	39360	--	--	--	--	--
SDev	33.94112	--	--	--	--	--
%RSD	.0862325	--	--	--	--	--

file:///c:/tjadata/temp/a042312.TXT

```

#1      39384      --      --      --      --      --      --
#2      39336      --      --      --      --      --      --
-----
Method: 20076010   Sample Name: ICSAB metisb_00074   Operator: DCL
Run Time: 04/23/12 10:15:25
Comment: TRACE 61E
Mode: CONC   Corr. Factor: 1

```

Elem	Al3082	Sb2068	As1890	Ba4934	Be3130	B_2496	Cd2265
Units	ppm	ppm	ppm	ppm	ppm	ppm	ppm
Avg	518.45	1.0424	1.0348	1.0414	.50625	1.0580	.47336
SDev	2.27	.0102	.0054	.0056	.00189	.0024	.00262
%RSD	.43858	.97495	.52636	.53836	.37258	.22976	.55350

#1	520.06	1.0496	1.0387	1.0454	.50758	1.0597	.47521
#2	516.84	1.0352	1.0310	1.0374	.50491	1.0563	.47151

Elem	Ca3179	Cr2677	Co2286	Cu3247	Fe2714	Li6707	Pb2203
Units	ppm	ppm	ppm	ppm	ppm	ppm	ppm
Avg	465.79	.99877	.96117	1.0831	206.53	1.1581	1.0017
SDev	1.89	.00400	.00397	.0073	.95	.0062	.0027
%RSD	.40508	.40077	.41270	.67701	.46184	.53525	.26924

#1	467.12	1.0016	.96397	1.0883	207.21	1.1625	1.0036
#2	464.45	.99594	.95836	1.0779	205.86	1.1537	.99983

Elem	Se1960	Mg2790	Mn2576	Mo2020	Ni2316	K_7664	Si2881
Units	ppm	ppm	ppm	ppm	ppm	ppm	ppm
Avg	1.0301	525.83	.99507	1.0211	.93872	14.233	1.0412
SDev	.0029	1.86	.00409	.0043	.00547	.066	.0072
%RSD	.28514	.35421	.41079	.42074	.58264	.46060	.68931

#1	1.0281	527.14	.99796	1.0241	.94258	14.279	1.0463
#2	1.0322	524.51	.99218	1.0180	.93485	14.187	1.0361

Elem	Ag3280	Na3302	Na5889	Sr4215	Tl1908	Sn1899	Ti3349
Units	ppm	ppm	ppm	ppm	ppm	ppm	ppm
Avg	.54957	12.142	13.267	.49766	.98236	1.0149	1.0258
SDev	.00386	.248	.061	.00250	.00408	.0089	.0041

Analysis Report 04/23/12 10:19:13 AM page 7

%RSD	.70203	2.0426	.45642	.50314	.41521	.87554	.39628
#1	.55230	12.318	13.310	.49943	.98524	1.0212	1.0286
#2	.54684	11.967	13.224	.49588	.97948	1.0086	1.0229

Elem	V_2924	Zn2138	2203/1	2203/2	1960/1	1960/2
Units	ppm	ppm	ppm	ppm	ppm	ppm
Avg	1.0136	1.0287	.99994	1.0026	1.0357	1.0273
SDev	.0043	.0050	.01211	.0020	.0105	.0097
%RSD	.41975	.48490	1.2112	.20049	1.0134	.93973

#1	1.0166	1.0322	1.0085	1.0012	1.0431	1.0205
#2	1.0106	1.0251	.99138	1.0041	1.0283	1.0342

IntStd	1	2	3	4	5	6	7
Mode	*Counts	NOTUSED	NOTUSED	NOTUSED	NOTUSED	NOTUSED	NOTUSED
Elem	Y	--	--	--	--	--	--
Wavlen	371.030	--	--	--	--	--	--
Avg	39273	--	--	--	--	--	--

file:///c:/tjadata/temp/a042312.TXT

SDev	219.2031	--	--	--	--	--	--
%RSD	.5581522	--	--	--	--	--	--
#1	39118	--	--	--	--	--	--
#2	39428	--	--	--	--	--	--

Method: 20076010 Sample Name: CCV met0412ccv_00004 Operator: DCL
 Run Time: 04/23/12 10:19:16
 Comment: TRACE 61E
 Mode: CONC Corr. Factor: 1

Elem	Al3082	Sb2068	As1890	Ba4934	Be3130	B_2496	Cd2265
Units	ppm	ppm	ppm	ppm	ppm	ppm	ppm
Avge	2.4807	.49355	.49943	.49270	.50910	.49889	.50419
SDev	.0031	.00039	.00174	.00094	.00136	.00205	.00115
%RSD	.12337	.07979	.34778	.19049	.26711	.41100	.22785
#1	2.4828	.49327	.49820	.49337	.51006	.50034	.50500
#2	2.4785	.49382	.50066	.49204	.50814	.49744	.50337

Elem	Ca3179	Cr2677	Co2286	Cu3247	Fe2714	Li6707	Pb2203
Units	ppm	ppm	ppm	ppm	ppm	ppm	ppm
Avge	12.575	.50183	.50330	.50494	2.5508	.45884	.50309
SDev	.038	.00163	.00118	.00051	.0051	.00039	.00308
%RSD	.29938	.32393	.23381	.10007	.19964	.08424	.61197
#1	12.602	.50298	.50413	.50529	2.5544	.45911	.50527
#2	12.548	.50068	.50247	.50458	2.5472	.45857	.50092

Elem	Se1960	Mg2790	Mn2576	Mo2020	Ni2316	K_7664	Si2881
Units	ppm	ppm	ppm	ppm	ppm	ppm	ppm
Avge	.50851	5.0892	.49481	.50914	.49898	12.181	.95665
SDev	.00173	.0205	.00129	.00131	.00169	.020	.00047
%RSD	.34048	.40270	.26044	.25667	.33844	.16613	.04867
#1	.50973	5.1037	.49572	.51006	.50017	12.195	.95698
#2	.50728	5.0747	.49390	.50821	.49778	12.167	.95632

Analysis Report

04/23/12 10:23:04 AM

page 8

Elem	Ag3280	Na3302	Na5889	Sr4215	Tl1908	Sn1899	Ti3349
Units	ppm	ppm	ppm	ppm	ppm	ppm	ppm
Avge	.24760	12.673	11.922	.24520	.50597	.50632	.50678
SDev	.00050	.144	.010	.00039	.00441	.00386	.00096
%RSD	.20307	1.1386	.08683	.15999	.87187	.76208	.19018
#1	.24796	12.775	11.915	.24548	.50285	.50905	.50746
#2	.24725	12.571	11.930	.24493	.50908	.50360	.50609

Elem	V_2924	Zn2138	2203/1	2203/2	1960/1	1960/2
Units	ppm	ppm	ppm	ppm	ppm	ppm
Avge	.50672	.50731	.50337	.50296	.49957	.51303
SDev	.00117	.00168	.00275	.00325	.00052	.00286
%RSD	.23177	.33077	.54553	.64521	.10407	.55690
#1	.50755	.50849	.50532	.50525	.49921	.51506
#2	.50589	.50612	.50143	.50066	.49994	.51101

IntStd	1	2	3	4	5	6	7
Mode	*Counts	NOTUSED	NOTUSED	NOTUSED	NOTUSED	NOTUSED	NOTUSED
Elem	Y	--	--	--	--	--	--

file:///c:/tjadata/temp/a042312.TXT

Wavlen	371.030	--	--	--	--	--	--
Avge	43206	--	--	--	--	--	--
SDev	230.5168	--	--	--	--	--	--
%RSD	.5335296	--	--	--	--	--	--
#1	43043	--	--	--	--	--	--
#2	43369	--	--	--	--	--	--

 Method: 20076010 Sample Name: CCB Operator: DCL
 Run Time: 04/23/12 10:23:07
 Comment: TRACE 61E
 Mode: CONC Corr. Factor: 1

Elem	Al3082	Sb2068	As1890	Ba4934	Be3130	B_2496	Cd2265
Units	ppm	ppm	ppm	ppm	ppm	ppm	ppm
Avge	-.00031	-.00088	.00084	.00004	.00018	.00218	.00003
SDev	.00324	.00012	.00053	.00006	.00000	.00048	.00019
%RSD	1042.3	13.658	62.542	126.69	1.0027	21.882	672.18

#1	.00198	-.00080	.00121	.00008	.00018	.00251	-.00011
#2	-.00260	-.00097	.00047	.00000	.00018	.00184	.00016

Elem	Ca3179	Cr2677	Co2286	Cu3247	Fe2714	Li6707	Pb2203
Units	ppm	ppm	ppm	ppm	ppm	ppm	ppm
Avge	.01137	.00025	-.00048	.00041	-.00938	.00061	.00033
SDev	.00032	.00023	.00050	.00036	.02447	.00008	.00002
%RSD	2.8204	95.783	105.54	87.507	260.74	12.550	6.9051

#1	.01160	.00041	-.00083	.00067	-.02669	.00066	.00035
#2	.01114	.00008	-.00012	.00016	.00792	.00055	.00031

Elem	Se1960	Mg2790	Mn2576	Mo2020	Ni2316	K_7664	Si2881
Units	ppm	ppm	ppm	ppm	ppm	ppm	ppm
Avge	.00063	.06037	.00007	.00309	-.00013	.26608	.00338
SDev	.00042	.00410	.00002	.00081	.00080	.02724	.00053
%RSD	67.854	6.7966	28.921	26.219	595.52	10.236	15.750

Analysis Report 04/23/12 10:26:55 AM page 9

#1	.00093	.06327	.00008	.00366	-.00070	.28533	.00376
#2	.00033	.05746	.00005	.00252	.00043	.24682	.00300

Elem	Ag3280	Na3302	Na5889	Sr4215	Tl1908	Sn1899	Ti3349
Units	ppm	ppm	ppm	ppm	ppm	ppm	ppm
Avge	-.00078	-.18812	.02543	.00006	.00369	-.00057	.00005
SDev	.00053	.12470	.00170	.00002	.00031	.00255	.00007
%RSD	67.636	66.289	6.6911	38.264	8.5095	447.06	133.54

#1	-.00115	-.27630	.02663	.00007	.00391	-.00238	.00000
#2	-.00041	-.09994	.02422	.00004	.00346	.00123	.00010

Elem	V_2924	Zn2138	2203/1	2203/2	1960/1	1960/2
Units	ppm	ppm	ppm	ppm	ppm	ppm
Avge	.00012	.00051	.00197	-.00049	-.00217	.00202
SDev	.00005	.00018	.00267	.00137	.00620	.00374
%RSD	45.308	35.865	135.15	278.26	286.16	184.70

#1	.00008	.00038	.00009	.00048	-.00655	.00466
#2	.00016	.00064	.00386	-.00146	.00222	-.00062

IntStd 1 2 3 4 5 6 7



file:///c:/tjadata/temp/a042312.TXT

Mode	*Counts	NOTUSED	NOTUSED	NOTUSED	NOTUSED	NOTUSED	NOTUSED
Elem	Y	--	--	--	--	--	--
Wavlen	371.030	--	--	--	--	--	--
Avge	43570	--	--	--	--	--	--
SDev	168.9985	--	--	--	--	--	--
%RSD	.3878826	--	--	--	--	--	--
#1	43450	--	--	--	--	--	--
#2	43689	--	--	--	--	--	--

Analysis Report 04/23/12 10:53:29 AM page 1

Method: 20076010 Sample Name: mb 600-77589/1-a Operator: DCL
 Run Time: 04/23/12 10:49:41
 Comment: TRACE 61E
 Mode: CONC Corr. Factor: 1

Elem	Al3082	Sb2068	As1890	Ba4934	Be3130	B_2496	Cd2265
Units	ppm	ppm	ppm	ppm	ppm	ppm	ppm
Avge	-.00160	-.00079	.00049	.00094	.00008	.00094	.00004
SDev	.00361	.00032	.00103	.00004	.00003	.00042	.00002
%RSD	224.66	40.721	211.33	4.5969	32.458	45.191	34.447
#1	-.00415	-.00056	-.00024	.00091	.00006	.00064	.00003
#2	.00094	-.00102	.00121	.00097	.00010	.00123	.00005
Elem	Ca3179	Cr2677	Co2286	Cu3247	Fe2714	Li6707	Pb2203
Units	ppm	ppm	ppm	ppm	ppm	ppm	ppm
Avge	.00736	.00044	.00014	.00062	.03187	.00063	.00015
SDev	.00091	.00014	.00031	.00025	.00963	.00004	.00096
%RSD	12.381	30.885	230.18	40.669	30.226	5.7205	648.59
#1	.00801	.00035	.00036	.00044	.03869	.00066	-.00053
#2	.00672	.00054	-.00008	.00079	.02506	.00061	.00083
Elem	Se1960	Mg2790	Mn2576	Mo2020	Ni2316	K_7664	Si2881
Units	ppm	ppm	ppm	ppm	ppm	ppm	ppm
Avge	.00147	.05574	.00023	.00003	-.00003	.29845	.00309
SDev	.00195	.00313	.00006	.00002	.00031	.02784	.00091
%RSD	132.44	5.6228	24.174	79.970	968.80	9.3289	29.387
#1	.00285	.05796	.00019	.00001	-.00025	.31814	.00245
#2	.00009	.05352	.00027	.00004	.00019	.27876	.00373
Elem	Ag3280	Na3302	Na5889	Sr4215	Tl1908	Sn1899	Ti3349
Units	ppm	ppm	ppm	ppm	ppm	ppm	ppm
Avge	.00038	.19562	.01999	-.00001	.00067	-.00042	.00017
SDev	.00055	.01843	.00143	.00003	.00095	.00052	.00020
%RSD	143.33	9.4201	7.1675	454.29	141.84	126.28	117.16
#1	.00077	.20865	.02100	-.00002	.00134	-.00004	.00003
#2	-.00001	.18259	.01897	.00001	-.00000	-.00079	.00031
Elem	V_2924	Zn2138	2203/1	2203/2	1960/1	1960/2	
Units	ppm	ppm	ppm	ppm	ppm	ppm	
Avge	.00027	-.00081	.00137	-.00046	-.00159	.00300	
SDev	.00044	.00009	.00045	.00121	.00353	.00116	
%RSD	163.75	10.760	32.942	263.07	222.04	38.546	
#1	-.00004	-.00087	.00105	-.00132	.00091	.00382	
#2	.00058	-.00075	.00168	.00040	-.00409	.00218	

file:///c:/tjadata/temp/a042312.TXT

IntStd	1	2	3	4	5	6	7
Mode	*Counts	NOTUSED	NOTUSED	NOTUSED	NOTUSED	NOTUSED	NOTUSED
Elem	Y	--	--	--	--	--	--
Wavlen	371.030	--	--	--	--	--	--
Avge	43418	--	--	--	--	--	--
SDev	287.0854	--	--	--	--	--	--
%RSD	.6612127	--	--	--	--	--	--

Analysis Report 04/23/12 10:53:29 AM page 2

#1	43215	--	--	--	--	--	--
#2	43621	--	--	--	--	--	--

Method: 20076010 Sample Name: lcs 600-77589/2-a Operator: DCL
 Run Time: 04/23/12 10:53:32
 Comment: TRACE 61E
 Mode: CONC Corr. Factor: 1

Elem	Al3082	Sb2068	As1890	Ba4934	Be3130	B_2496	Cd2265
Units	ppm	ppm	ppm	ppm	ppm	ppm	ppm
Avge	9.8508	.99974	1.0071	.99758	.50730	1.0046	.50552
SDev	.5312	.05495	.0550	.05335	.02784	.0519	.02753
%RSD	5.3921	5.4959	5.4562	5.3485	5.4877	5.1685	5.4464

#1	10.226	1.0386	1.0460	1.0353	.52699	1.0413	.52498
#2	9.4752	.96089	.96829	.95985	.48762	.96786	.48605

Elem	Ca3179	Cr2677	Co2286	Cu3247	Fe2714	Li6707	Pb2203
Units	ppm	ppm	ppm	ppm	ppm	ppm	ppm
Avge	10.049	1.0005	1.0051	1.0097	10.209	.46401	1.0038
SDev	.551	.0555	.0549	.0543	.579	.02377	.0499
%RSD	5.4845	5.5513	5.4593	5.3817	5.6707	5.1230	4.9749

#1	10.438	1.0398	1.0439	1.0481	10.618	.48082	1.0391
#2	9.6590	.96125	.96628	.97130	9.7996	.44720	.96852

Elem	Se1960	Mg2790	Mn2576	Mo2020	Ni2316	K_7664	Si2881
Units	ppm	ppm	ppm	ppm	ppm	ppm	ppm
Avge	.99924	10.060	1.0039	1.0331	1.0041	9.8405	.96079
SDev	.04662	.583	.0553	.0499	.0545	.6239	.05665
%RSD	4.6654	5.7994	5.5090	4.8335	5.4247	6.3397	5.8960

#1	1.0322	10.473	1.0430	1.0684	1.0426	10.282	1.0008
#2	.96627	9.6479	.96482	.99777	.96556	9.3994	.92073

Elem	Ag3280	Na3302	Na5889	Sr4215	Tl1908	Sn1899	Ti3349
Units	ppm	ppm	ppm	ppm	ppm	ppm	ppm
Avge	.50457	9.7195	9.6394	.49981	1.0144	1.0041	1.0141
SDev	.02726	.4631	.4614	.02719	.0458	.0545	.0558
%RSD	5.4016	4.7646	4.7865	5.4399	4.5161	5.4282	5.4985

#1	.52384	10.047	9.9656	.51904	1.0468	1.0426	1.0536
#2	.48530	9.3921	9.3131	.48058	.98201	.96557	.97470

Elem	V_2924	Zn2138	2203/1	2203/2	1960/1	1960/2
Units	ppm	ppm	ppm	ppm	ppm	ppm
Avge	1.0103	1.0175	1.0052	1.0031	.98576	1.0060
SDev	.0564	.0545	.0383	.0558	.03459	.0526
%RSD	5.5818	5.3552	3.8092	5.5589	3.5088	5.2322

file:///c:/tjadata/temp/a042312.TXT

#1	1.0501	1.0561	1.0323	1.0426	1.0102	1.0432
#2	.97038	.97900	.97812	.96372	.96130	.96876

IntStd	1	2	3	4	5	6	7
Mode	*Counts	NOTUSED	NOTUSED	NOTUSED	NOTUSED	NOTUSED	NOTUSED

Analysis Report 04/23/12 10:57:19 AM page 3

Elem	Y	--	--	--	--	--	--
Wavlen	371.030	--	--	--	--	--	--
Avge	44476	--	--	--	--	--	--
SDev	1994.748	--	--	--	--	--	--
%RSD	4.485050	--	--	--	--	--	--

#1	43065	--	--	--	--	--	--
#2	45886	--	--	--	--	--	--

Method: 20076010 Sample Name: lb 600-77499/1-b Operator: DCL

Run Time: 04/23/12 10:57:22

Comment: TRACE 61E

Mode: CONC Corr. Factor: 1

Elem	Al3082	Sb2068	As1890	Ba4934	Be3130	B_2496	Cd2265
Units	ppm	ppm	ppm	ppm	ppm	ppm	ppm
Avge	-.00088	-.00109	.00122	.00938	.00014	.00728	.00017
SDev	.00831	.00015	.00025	.00071	.00007	.00045	.00015
%RSD	947.21	13.880	20.674	7.6031	53.793	6.1255	87.250

#1	-.00675	-.00099	.00104	.00888	.00009	.00696	.00006
#2	.00500	-.00120	.00139	.00989	.00019	.00760	.00027

Elem	Ca3179	Cr2677	Co2286	Cu3247	Fe2714	Li6707	Pb2203
Units	ppm	ppm	ppm	ppm	ppm	ppm	ppm
Avge	.08321	.00032	.00015	.00063	.01144	.00071	.00002
SDev	.00765	.00032	.00034	.00079	.01359	.00051	.00038
%RSD	9.1911	100.35	223.79	124.97	118.80	71.797	1587.4

#1	.07781	.00009	-.00009	.00007	.00183	.00035	.00029
#2	.08862	.00055	.00039	.00119	.02104	.00107	-.00024

Elem	Se1960	Mg2790	Mn2576	Mo2020	Ni2316	K_7664	Si2881
Units	ppm	ppm	ppm	ppm	ppm	ppm	ppm
Avge	.00155	.05141	.00031	.00418	.00021	.22308	.02020
SDev	.00015	.03090	.00022	.00179	.00050	.18268	.00655
%RSD	9.9482	60.118	71.679	42.829	234.57	81.889	32.426

#1	.00165	.02955	.00015	.00545	-.00014	.09391	.01557
#2	.00144	.07326	.00047	.00292	.00057	.35226	.02483

Elem	Ag3280	Na3302	Na5889	Sr4215	Tl1908	Sn1899	Ti3349
Units	ppm	ppm	ppm	ppm	ppm	ppm	ppm
Avge	-.00018	174.84	134.96	.00032	.00448	.00033	.00023
SDev	.00014	9.38	6.75	.00013	.00252	.00031	.00030
%RSD	77.960	5.3673	4.9983	39.348	56.178	94.398	129.09

#1	-.00028	168.21	130.19	.00023	.00626	.00011	.00002
#2	-.00008	181.48	139.73	.00041	.00270	.00055	.00045

Elem	V_2924	Zn2138	2203/1	2203/2	1960/1	1960/2
Units	ppm	ppm	ppm	ppm	ppm	ppm
Avge	.00022	.00133	-.00027	.00017	-.00164	.00314



file:///c:/tjadata/temp/a042312.TXT

SDev	.00005	.00076	.00110	.00111	.00138	.00092	
%RSD	24.916	57.139	414.99	662.61	83.778	29.257	
#1	.00018	.00079	-.00104	.00096	-.00262	.00379	
Analysis Report				04/23/12 11:01:10 AM	page 4		
#2	.00026	.00187	.00051	-.00062	-.00067	.00249	
IntStd	1	2	3	4	5	6	7
Mode	*Counts	NOTUSED	NOTUSED	NOTUSED	NOTUSED	NOTUSED	NOTUSED
Elem	Y	--	--	--	--	--	--
Wavlen	371.030	--	--	--	--	--	--
Avge	44154	--	--	--	--	--	--
SDev	1933.937	--	--	--	--	--	--
%RSD	4.379932	--	--	--	--	--	--
#1	45522	--	--	--	--	--	--
#2	42787	--	--	--	--	--	--

Method: 20076010 Sample Name: 600-53560-a-1-e Operator: DCL
 Run Time: 04/23/12 11:01:13
 Comment: TRACE 61E
 Mode: CONC Corr. Factor: 1

Elem	Al3082	Sb2068	As1890	Ba4934	Be3130	B_2496	Cd2265
Units	ppm	ppm	ppm	ppm	ppm	ppm	ppm
Avge	.00551	-.00297	-.00050	.03171	.00003	.01213	.00012
SDev	.00242	.00204	.00140	.00019	.00001	.00033	.00003
%RSD	43.905	68.810	278.68	.59134	26.512	2.7362	21.990
#1	.00380	-.00441	.00049	.03184	.00003	.01189	.00014
#2	.00722	-.00152	-.00149	.03158	.00004	.01236	.00010
Elem	Ca3179	Cr2677	Co2286	Cu3247	Fe2714	Li6707	Pb2203
Units	ppm	ppm	ppm	ppm	ppm	ppm	ppm
Avge	69.372	.00029	.00102	.00123	.46316	.00179	-.00036
SDev	.407	.00039	.00008	.00014	.00268	.00006	.00101
%RSD	.58598	133.28	7.9870	11.336	.57824	3.0463	279.30
#1	69.659	.00002	.00096	.00113	.46127	.00176	.00035
#2	69.085	.00056	.00108	.00133	.46505	.00183	-.00107
Elem	Se1960	Mg2790	Mn2576	Mo2020	Ni2316	K_7664	Si2881
Units	ppm	ppm	ppm	ppm	ppm	ppm	ppm
Avge	.00010	.52081	.26225	.00136	.00407	1.0175	.28950
SDev	.00470	.00100	.00175	.00094	.00034	.0073	.00256
%RSD	4871.2	.19252	.66874	69.375	8.3548	.71959	.88578
#1	-.00323	.52152	.26349	.00069	.00383	1.0123	.29131
#2	.00342	.52010	.26101	.00202	.00432	1.0227	.28768
Elem	Ag3280	Na3302	Na5889	Sr4215	Tl1908	Sn1899	Ti3349
Units	ppm	ppm	ppm	ppm	ppm	ppm	ppm
Avge	.00023	184.42	142.88	.14788	.00267	.00035	-.00047
SDev	.00030	.71	.62	.00098	.00103	.00127	.00015
%RSD	131.58	.38323	.43076	.66555	38.789	364.39	33.107
#1	.00002	184.92	143.32	.14857	.00340	.00124	-.00057
#2	.00043	183.92	142.45	.14718	.00194	-.00055	-.00036
Elem	V_2924	Zn2138	2203/1	2203/2	1960/1	1960/2	

file:///c:/tjadata/temp/a042312.TXT

Units	ppm	ppm	ppm	ppm	ppm	ppm	
Avg	.00006	.29908	.00060	-.00084	.00234	-.00103	
Analysis Report				04/23/12 11:05:01 AM		page 5	
SDev	.00027	.00154	.00046	.00128	.00751	.00330	
%RSD	430.43	.51464	76.635	152.04	320.68	321.88	
#1	-.00013	.30017	.00093	.00006	-.00297	-.00336	
#2	.00025	.29799	.00028	-.00175	.00765	.00131	
IntStd	1	2	3	4	5	6	7
Mode	*Counts	NOTUSED	NOTUSED	NOTUSED	NOTUSED	NOTUSED	NOTUSED
Elem	Y	--	--	--	--	--	--
Wavlen	371.030	--	--	--	--	--	--
Avg	42022	--	--	--	--	--	--
SDev	16.97056	--	--	--	--	--	--
%RSD	.0403850	--	--	--	--	--	--
#1	42010	--	--	--	--	--	--
#2	42034	--	--	--	--	--	--

Method: 20076010 Sample Name: 600-53560-a-1-f ms Operator: DCL
Run Time: 04/23/12 11:05:04
Comment: TRACE 61E
Mode: CONC Corr. Factor: 1

Elem	Al3082	Sb2068	As1890	Ba4934	Be3130	B_2496	Cd2265
Units	ppm	ppm	ppm	ppm	ppm	ppm	ppm
Avg	10.527	1.0461	1.0661	1.0578	.52972	1.0688	.51746
SDev	.087	.0092	.0060	.0107	.00403	.0066	.00369
%RSD	.82861	.87792	.56611	1.0161	.76036	.61812	.71413
#1	10.589	1.0526	1.0704	1.0654	.53257	1.0734	.52007
#2	10.466	1.0396	1.0619	1.0502	.52687	1.0641	.51485
Elem	Ca3179	Cr2677	Co2286	Cu3247	Fe2714	Li6707	Pb2203
Units	ppm	ppm	ppm	ppm	ppm	ppm	ppm
Avg	79.079	1.0331	1.0378	1.0606	10.994	.52989	1.0416
SDev	.572	.0083	.0075	.0097	.090	.00446	.0103
%RSD	.72336	.80724	.72714	.90996	.81674	.84117	.98702
#1	79.483	1.0389	1.0432	1.0674	11.057	.53304	1.0489
#2	78.674	1.0272	1.0325	1.0538	10.930	.52674	1.0344
Elem	Se1960	Mg2790	Mn2576	Mo2020	Ni2316	K_7664	Si2881
Units	ppm	ppm	ppm	ppm	ppm	ppm	ppm
Avg	1.0561	10.823	1.2949	1.0868	1.0347	13.331	1.3155
SDev	.0036	.075	.0102	.0074	.0100	.115	.0123
%RSD	.34110	.68902	.78914	.68386	.96997	.85999	.93695
#1	1.0586	10.876	1.3021	1.0920	1.0418	13.412	1.3242
#2	1.0535	10.770	1.2877	1.0815	1.0277	13.250	1.3068
Elem	Ag3280	Na3302	Na5889	Sr4215	Tl1908	Sn1899	Ti3349
Units	ppm	ppm	ppm	ppm	ppm	ppm	ppm
Avg	.53057	198.26	152.99	.66289	1.0780	1.0488	1.0553
SDev	.00495	1.25	.95	.00629	.0004	.0067	.0088
%RSD	.93217	.63071	.62185	.94908	.04050	.63488	.83376
#1	.53406	199.15	153.66	.66734	1.0777	1.0535	1.0615
#2	.52707	197.38	152.31	.65844	1.0783	1.0441	1.0490



file:///c:/tjadata/temp/a042312.TXT

Analysis Report

04/23/12 11:08:52 AM

page 6

Elem	V_2924	Zn2138	2203/1	2203/2	1960/1	1960/2	
Units	ppm	ppm	ppm	ppm	ppm	ppm	
Avg	1.0571	1.3632	1.0360	1.0444	1.0300	1.0691	
SDev	.0090	.0103	.0159	.0075	.0125	.0009	
%RSD	.84746	.75473	1.5344	.71552	1.2161	.08039	
#1	1.0634	1.3705	1.0472	1.0497	1.0388	1.0685	
#2	1.0507	1.3559	1.0248	1.0392	1.0211	1.0697	
IntStd	1	2	3	4	5	6	7
Mode	*Counts	NOTUSED	NOTUSED	NOTUSED	NOTUSED	NOTUSED	NOTUSED
Elem	Y	--	--	--	--	--	--
Wavlen	371.030	--	--	--	--	--	--
Avg	42174	--	--	--	--	--	--
SDev	178.1909	--	--	--	--	--	--
%RSD	.4225137	--	--	--	--	--	--
#1	42048	--	--	--	--	--	--
#2	42300	--	--	--	--	--	--

Method: 20076010 Sample Name: 600-53560-a-1-g msd Operator: DCL
Run Time: 04/23/12 11:08:56
Comment: TRACE 61E
Mode: CONC Corr. Factor: 1

Elem	Al3082	Sb2068	As1890	Ba4934	Be3130	B_2496	Cd2265
Units	ppm	ppm	ppm	ppm	ppm	ppm	ppm
Avg	10.656	1.0664	1.0769	1.0714	.53707	1.0893	.52464
SDev	.025	.0034	.0061	.0017	.00215	.0032	.00189
%RSD	.23261	.32343	.56367	.15725	.40094	.29269	.36028
#1	10.674	1.0689	1.0811	1.0726	.53859	1.0915	.52598
#2	10.639	1.0640	1.0726	1.0702	.53555	1.0870	.52331
Elem	Ca3179	Cr2677	Co2286	Cu3247	Fe2714	Li6707	Pb2203
Units	ppm	ppm	ppm	ppm	ppm	ppm	ppm
Avg	80.208	1.0479	1.0495	1.0730	11.176	.53770	1.0599
SDev	.316	.0034	.0039	.0020	.050	.00130	.0056
%RSD	.39406	.32477	.37338	.18546	.44568	.24096	.52708
#1	80.432	1.0503	1.0523	1.0744	11.211	.53861	1.0638
#2	79.985	1.0455	1.0467	1.0716	11.141	.53678	1.0559
Elem	Se1960	Mg2790	Mn2576	Mo2020	Ni2316	K_7664	Si2881
Units	ppm	ppm	ppm	ppm	ppm	ppm	ppm
Avg	1.0690	10.983	1.3120	1.1091	1.0553	13.539	1.3393
SDev	.0029	.055	.0044	.0042	.0027	.048	.0028
%RSD	.27475	.50196	.33433	.37956	.25465	.35600	.20904
#1	1.0711	11.022	1.3151	1.1121	1.0572	13.573	1.3413
#2	1.0670	10.944	1.3089	1.1061	1.0534	13.505	1.3373
Elem	Ag3280	Na3302	Na5889	Sr4215	Tl1908	Sn1899	Ti3349
Units	ppm	ppm	ppm	ppm	ppm	ppm	ppm
Avg	.53780	201.75	155.27	.67162	1.0998	1.0656	1.0731
SDev	.00119	.65	.53	.00129	.0001	.0040	.0026

Analysis Report

04/23/12 11:12:44 AM

page 7



file:///c:/tjadata/temp/a042312.TXT

%RSD	.22073	.32159	.34218	.19195	.00749	.37866	.24490
#1	.53864	202.20	155.64	.67253	1.0998	1.0684	1.0750
#2	.53696	201.29	154.89	.67070	1.0999	1.0627	1.0713
Elem	V_2924	Zn2138	2203/1	2203/2	1960/1	1960/2	
Units	ppm	ppm	ppm	ppm	ppm	ppm	
Avge	1.0703	1.3838	1.0549	1.0623	1.0453	1.0809	
SDev	.0036	.0032	.0063	.0052	.0029	.0030	
%RSD	.33211	.23140	.59911	.49131	.27294	.27562	
#1	1.0728	1.3860	1.0594	1.0660	1.0473	1.0830	
#2	1.0678	1.3815	1.0505	1.0587	1.0433	1.0788	
IntStd	1	2	3	4	5	6	7
Mode	*Counts	NOTUSED	NOTUSED	NOTUSED	NOTUSED	NOTUSED	NOTUSED
Elem	Y	--	--	--	--	--	--
Wavlen	371.030	--	--	--	--	--	--
Avge	41878	--	--	--	--	--	--
SDev	77.07464	--	--	--	--	--	--
%RSD	.1840434	--	--	--	--	--	--
#1	41824	--	--	--	--	--	--
#2	41933	--	--	--	--	--	--

Method:	20076010	Sample Name:	600-53685-a-1-e	Operator:	DCL		
Run Time:	04/23/12 11:12:47						
Comment:	TRACE 61E						
Mode:	CONC	Corr. Factor:	1				
Elem	Al3082	Sb2068	As1890	Ba4934	Be3130	B_2496	Cd2265
Units	ppm	ppm	ppm	ppm	ppm	ppm	ppm
Avge	.01787	-.00016	-.00018	.04112	.00005	.01131	.00017
SDev	.00264	.00075	.00110	.00046	.00008	.00006	.00003
%RSD	14.748	460.71	597.92	1.1138	168.19	.56673	17.888
#1	.01601	.00037	-.00096	.04080	-.00001	.01127	.00019
#2	.01974	-.00069	.00059	.04145	.00010	.01136	.00015
Elem	Ca3179	Cr2677	Co2286	Cu3247	Fe2714	Li6707	Pb2203
Units	ppm	ppm	ppm	ppm	ppm	ppm	ppm
Avge	2.5167	.00087	.00500	.01812	.44237	.00129	-.00008
SDev	.0308	.00014	.00043	.00042	.01450	.00013	.00023
%RSD	1.2249	15.411	8.6840	2.2933	3.2779	9.9659	292.78
#1	2.4949	.00078	.00469	.01783	.43212	.00120	.00008
#2	2.5385	.00097	.00531	.01842	.45263	.00138	-.00024
Elem	Se1960	Mg2790	Mn2576	Mo2020	Ni2316	K_7664	Si2881
Units	ppm	ppm	ppm	ppm	ppm	ppm	ppm
Avge	.00233	.24945	.29976	.00453	.06668	.44053	.03824
SDev	.00026	.00970	.00241	.00279	.00065	.03847	.00082
%RSD	11.188	3.8899	.80229	61.469	.98127	8.7329	2.1405
#1	.00251	.24259	.29806	.00650	.06622	.41333	.03767
#2	.00214	.25631	.30146	.00256	.06715	.46773	.03882

Analysis Report

04/23/12 11:16:35 AM

page 8



file:///c:/tjadata/temp/a042312.TXT

Elem	Ag3280	Na3302	Na5889	Sr4215	Tl1908	Sn1899	Ti3349
Units	ppm	ppm	ppm	ppm	ppm	ppm	ppm
Avgc	-.00022	177.68	137.55	.02254	.00384	-.00062	.00018
SDev	.00015	1.09	.61	.00025	.00129	.00000	.00016
%RSD	67.800	.61153	.44151	1.1115	33.761	.34462	89.261

#1	-.00012	176.91	137.12	.02236	.00475	-.00062	.00007
#2	-.00033	178.45	137.98	.02272	.00292	-.00062	.00030

Elem	V_2924	Zn2138	2203/1	2203/2	1960/1	1960/2	
Units	ppm	ppm	ppm	ppm	ppm	ppm	
Avgc	.00036	.03436	.00160	-.00092	.00010	.00345	
SDev	.00010	.00048	.00118	.00094	.00213	.00145	
%RSD	28.620	1.3869	73.909	102.29	2227.4	42.234	

#1	.00029	.03403	.00076	-.00025	-.00141	.00447	
#2	.00044	.03470	.00243	-.00158	.00160	.00242	

IntStd	1	2	3	4	5	6	7
Mode	*Counts	NOTUSED	NOTUSED	NOTUSED	NOTUSED	NOTUSED	NOTUSED
Elem	Y	--	--	--	--	--	--
Wavlen	371.030	--	--	--	--	--	--
Avgc	42518	--	--	--	--	--	--
SDev	313.2483	--	--	--	--	--	--
%RSD	.7367341	--	--	--	--	--	--

#1	42740	--	--	--	--	--	--
#2	42297	--	--	--	--	--	--

Method: 20076010 Sample Name: lb 600-77501/1-c Operator: DCL
Run Time: 04/23/12 11:16:38
Comment: TRACE 61E
Mode: CONC Corr. Factor: 1

Elem	Al3082	Sb2068	As1890	Ba4934	Be3130	B_2496	Cd2265
Units	ppm	ppm	ppm	ppm	ppm	ppm	ppm
Avgc	.00615	-.00406	.00043	.00954	-.00002	.00945	-.00006
SDev	.00098	.00236	.00116	.00006	.00003	.00072	.00013
%RSD	15.861	58.035	266.48	.61117	150.45	7.6342	205.17

#1	.00546	-.00573	-.00038	.00958	-.00004	.00996	.00003
#2	.00684	-.00239	.00125	.00949	.00000	.00894	-.00015

Elem	Ca3179	Cr2677	Co2286	Cu3247	Fe2714	Li6707	Pb2203
Units	ppm	ppm	ppm	ppm	ppm	ppm	ppm
Avgc	.11158	.00027	-.00024	-.00013	-.00034	.00080	-.00062
SDev	.00113	.00005	.00015	.00044	.00489	.00009	.00056
%RSD	1.0161	18.497	61.962	336.94	1455.7	11.779	90.935

#1	.11078	.00031	-.00014	-.00044	-.00379	.00087	-.00101
#2	.11238	.00024	-.00035	.00018	.00312	.00073	-.00022

Elem	Se1960	Mg2790	Mn2576	Mo2020	Ni2316	K_7664	Si2881
Units	ppm	ppm	ppm	ppm	ppm	ppm	ppm
Avgc	-.00008	.06891	.00027	.00184	-.00032	.30472	.00775
SDev	.00087	.00645	.00004	.00017	.00013	.05387	.00092
%RSD	1081.7	9.3568	13.191	9.3101	41.170	17.679	11.860

Analysis Report 04/23/12 11:20:26 AM page 9

#1	.00053	.07347	.00025	.00196	-.00042	.34281	.00710
----	--------	--------	--------	--------	---------	--------	--------

file:///c:/tjadata/temp/a042312.TXT

#2	-.00069	.06435	.00030	.00172	-.00023	.26662	.00839
Elem	Ag3280	Na3302	Na5889	Sr4215	Tl1908	Sn1899	Ti3349
Units	ppm	ppm	ppm	ppm	ppm	ppm	ppm
Avge	-.00040	.35571	.44532	.00017	.00098	-.00024	.00008
SDev	.00026	.03934	.00313	.00002	.00254	.00076	.00008
%RSD	64.583	11.060	.70379	14.255	258.31	320.08	99.088
#1	-.00022	.38353	.44310	.00015	-.00081	.00030	.00014
#2	-.00058	.32789	.44753	.00018	.00278	-.00077	.00003
Elem	V_2924	Zn2138	2203/1	2203/2	1960/1	1960/2	
Units	ppm	ppm	ppm	ppm	ppm	ppm	
Avge	.00002	.00089	-.00159	-.00013	-.00332	.00154	
SDev	.00019	.00001	.00199	.00015	.00046	.00153	
%RSD	922.56	1.4210	125.22	116.63	13.863	99.677	
#1	.00016	.00088	-.00300	-.00002	-.00364	.00262	
#2	-.00011	.00090	-.00018	-.00024	-.00299	.00045	
IntStd	1	2	3	4	5	6	7
Mode	*Counts	NOTUSED	NOTUSED	NOTUSED	NOTUSED	NOTUSED	NOTUSED
Elem	Y	--	--	--	--	--	--
Wavlen	371.030	--	--	--	--	--	--
Avge	43075	--	--	--	--	--	--
SDev	354.9676	--	--	--	--	--	--
%RSD	.8240687	--	--	--	--	--	--
#1	42824	--	--	--	--	--	--
#2	43326	--	--	--	--	--	--

 Method: 20076010 Sample Name: 600-53726-a-1-d Operator: DCL
 Run Time: 04/23/12 11:20:30
 Comment: TRACE 61E
 Mode: CONC Corr. Factor: 1

Elem	Al3082	Sb2068	As1890	Ba4934	Be3130	B_2496	Cd2265
Units	ppm	ppm	ppm	ppm	ppm	ppm	ppm
Avge	.01967	-.00270	.00186	.18106	-.00002	.02754	-.00021
SDev	.00462	.00545	.00232	.00109	.00004	.00015	.00007
%RSD	23.512	202.05	124.85	.60367	213.87	.55957	33.322
#1	.01640	-.00655	.00022	.18183	-.00004	.02743	-.00026
#2	.02294	.00116	.00350	.18028	.00001	.02765	-.00016
Elem	Ca3179	Cr2677	Co2286	Cu3247	Fe2714	Li6707	Pb2203
Units	ppm	ppm	ppm	ppm	ppm	ppm	ppm
Avge	166.55	-.00001	.00210	.00332	6.1583	.00171	.01130
SDev	.45	.00077	.00027	.00103	.0044	.00007	.00000
%RSD	.27169	10435.	12.689	31.013	.07094	3.9579	.02574
#1	166.87	-.00055	.00191	.00259	6.1614	.00166	.01130
#2	166.23	.00054	.00229	.00405	6.1552	.00176	.01130
Elem	Se1960	Mg2790	Mn2576	Mo2020	Ni2316	K_7664	Si2881

Analysis Report 04/23/12 11:24:18 AM page 10

Units	ppm	ppm	ppm	ppm	ppm	ppm	ppm
Avge	.00089	3.9440	.21921	.00272	.01559	.85195	.45032
SDev	.00060	.0016	.00094	.00028	.00041	.03153	.00082
%RSD	67.306	.04174	.42717	10.256	2.6038	3.7009	.18117



file:///c:/tjadata/temp/a042312.TXT

#1	.00132	3.9428	.21987	.00292	.01530	.82965	.44974
#2	.00047	3.9452	.21854	.00253	.01587	.87424	.45090
Elem	Ag3280	Na3302	Na5889	Sr4215	Tl1908	Sn1899	Ti3349
Units	ppm	ppm	ppm	ppm	ppm	ppm	ppm
Avge	.00021	2.7377	2.5166	.40854	-.00071	.00081	-.00127
SDev	.00052	.1759	.0120	.00290	.00071	.00143	.00024
%RSD	247.27	6.4239	.47802	.71012	99.989	176.49	19.101
#1	-.00016	2.6134	2.5251	.41059	-.00121	-.00020	-.00144
#2	.00057	2.8621	2.5081	.40648	-.00021	.00183	-.00110
Elem	V_2924	Zn2138	2203/1	2203/2	1960/1	1960/2	
Units	ppm	ppm	ppm	ppm	ppm	ppm	
Avge	.00030	.24595	.01474	.00958	.00206	.00031	
SDev	.00058	.00073	.00133	.00066	.00186	.00003	
%RSD	190.87	.29720	9.0195	6.8921	90.284	9.3735	
#1	-.00011	.24647	.01568	.00911	.00337	.00029	
#2	.00071	.24544	.01380	.01005	.00074	.00033	
IntStd	1	2	3	4	5	6	7
Mode	*Counts	NOTUSED	NOTUSED	NOTUSED	NOTUSED	NOTUSED	NOTUSED
Elem	Y	--	--	--	--	--	--
Wavlen	371.030	--	--	--	--	--	--
Avge	42316	--	--	--	--	--	--
SDev	85.55992	--	--	--	--	--	--
%RSD	.2021904	--	--	--	--	--	--
#1	42256	--	--	--	--	--	--
#2	42377	--	--	--	--	--	--

Method: 20076010 Sample Name: 600-53726-a-1-e ms Operator: DCL
Run Time: 04/23/12 11:24:21
Comment: TRACE 61E
Mode: CONC Corr. Factor: 1

Elem	Al3082	Sb2068	As1890	Ba4934	Be3130	B_2496	Cd2265
Units	ppm	ppm	ppm	ppm	ppm	ppm	ppm
Avge	9.9697	1.0033	1.0216	1.1696	.50508	1.0407	.49388
SDev	.5472	.0498	.0500	.0603	.02723	.0514	.02624
%RSD	5.4885	4.9643	4.8946	5.1520	5.3905	4.9393	5.3121

#1	10.357	1.0385	1.0569	1.2122	.52433	1.0770	.51243
#2	9.5828	.96808	.98621	1.1270	.48583	1.0044	.47533

Elem	Ca3179	Cr2677	Co2286	Cu3247	Fe2714	Li6707	Pb2203
Units	ppm	ppm	ppm	ppm	ppm	ppm	ppm
Avge	169.98	.98502	.98662	1.0101	16.096	.49476	1.0099
SDev	8.84	.05247	.05204	.0524	.867	.02530	.0366
%RSD	5.1981	5.3266	5.2747	5.1882	5.3857	5.1139	3.6235

Analysis Report

04/23/12 11:28:09 AM

page 11

#1	176.23	1.0221	1.0234	1.0472	16.709	.51265	1.0357
#2	163.73	.94792	.94982	.97305	15.483	.47687	.98399

Elem	Se1960	Mg2790	Mn2576	Mo2020	Ni2316	K_7664	Si2881
Units	ppm	ppm	ppm	ppm	ppm	ppm	ppm

file:///c:/tjadata/temp/a042312.TXT

Avg	1.0056	13.726	1.2069	1.0368	.99884	11.383	1.4150
SDev	.0379	.749	.0632	.0532	.05403	.675	.0757
%RSD	3.7726	5.4589	5.2402	5.1340	5.4091	5.9278	5.3513

#1	1.0324	14.256	1.2516	1.0745	1.0370	11.860	1.4685
#2	.97879	13.196	1.1622	.99920	.96063	10.905	1.3614

Elem	Ag3280	Na3302	Na5889	Sr4215	Tl1908	Sn1899	Ti3349
Units	ppm	ppm	ppm	ppm	ppm	ppm	ppm
Avg	.51204	13.001	12.981	.89779	1.0302	.99484	1.0098
SDev	.02512	.642	.644	.04745	.0440	.05434	.0533
%RSD	4.9067	4.9417	4.9591	5.2854	4.2696	5.4626	5.2749

#1	.52980	13.455	13.436	.93134	1.0613	1.0333	1.0474
#2	.49427	12.547	12.526	.86424	.99907	.95642	.97211

Elem	V_2924	Zn2138	2203/1	2203/2	1960/1	1960/2	
Units	ppm	ppm	ppm	ppm	ppm	ppm	
Avg	1.0141	1.2500	.99302	1.0183	.97183	1.0225	
SDev	.0533	.0649	.02302	.0434	.01669	.0486	
%RSD	5.2545	5.1933	2.3185	4.2599	1.7172	4.7494	

#1	1.0518	1.2959	1.0093	1.0490	.98363	1.0568	
#2	.97641	1.2041	.97674	.98762	.96003	.98817	

IntStd	1	2	3	4	5	6	7
Mode	*Counts	NOTUSED	NOTUSED	NOTUSED	NOTUSED	NOTUSED	NOTUSED
Elem	Y	--	--	--	--	--	--
Wavlen	371.030	--	--	--	--	--	--
Avg	43225	--	--	--	--	--	--
SDev	1660.287	--	--	--	--	--	--
%RSD	3.841033	--	--	--	--	--	--

#1	42051	--	--	--	--	--	--
#2	44399	--	--	--	--	--	--

Method: 20076010 Sample Name: CCV met0412ccv_00004 Operator: DCL

Run Time: 04/23/12 11:28:12

Comment: TRACE 61E

Mode: CONC Corr. Factor: 1

Elem	Al3082	Sb2068	As1890	Ba4934	Be3130	B_2496	Cd2265
Units	ppm	ppm	ppm	ppm	ppm	ppm	ppm
Avg	2.4875	.50706	.51345	.50257	.50935	.51063	.51721
SDev	.0117	.00502	.00592	.00318	.00348	.00433	.00377
%RSD	.47021	.98927	1.1532	.63186	.68317	.84729	.72892

#1	2.4958	.51060	.51763	.50481	.51181	.51369	.51987
#2	2.4793	.50351	.50926	.50032	.50689	.50757	.51454

Analysis Report

04/23/12 11:31:59 AM

page 12

Elem	Ca3179	Cr2677	Co2286	Cu3247	Fe2714	Li6707	Pb2203
Units	ppm	ppm	ppm	ppm	ppm	ppm	ppm
Avg	12.765	.50131	.50139	.50868	2.6476	.46701	.51004
SDev	.079	.00321	.00359	.00340	.0116	.00254	.00253
%RSD	.62265	.64055	.71529	.66898	.43660	.54323	.49705

#1	12.821	.50358	.50393	.51108	2.6558	.46880	.51183
#2	12.709	.49904	.49886	.50627	2.6394	.46522	.50824

file:///c:/tjadata/temp/a042312.TXT

Elem	Se1960	Mg2790	Mn2576	Mo2020	Ni2316	K_7664	Si2881
Units	ppm	ppm	ppm	ppm	ppm	ppm	ppm
Avg	.50881	5.1091	.49920	.51893	.50312	12.389	.97014
SDev	.00192	.0351	.00331	.00210	.00422	.058	.00411
%RSD	.37792	.68752	.66408	.40376	.83842	.46613	.42370

#1	.51017	5.1339	.50155	.52041	.50610	12.430	.97305
#2	.50745	5.0842	.49686	.51745	.50013	12.349	.96724

Elem	Ag3280	Na3302	Na5889	Sr4215	Tl1908	Sn1899	Ti3349
Units	ppm	ppm	ppm	ppm	ppm	ppm	ppm
Avg	.25143	12.938	12.035	.25107	.53134	.50944	.51500
SDev	.00096	.045	.059	.00160	.00066	.00299	.00326
%RSD	.38197	.34955	.48752	.63730	.12360	.58769	.63314

#1	.25211	12.906	12.076	.25220	.53181	.51156	.51731
#2	.25075	12.970	11.993	.24993	.53088	.50732	.51270

Elem	V_2924	Zn2138	2203/1	2203/2	1960/1	1960/2	
Units	ppm	ppm	ppm	ppm	ppm	ppm	
Avg	.50951	.52229	.50089	.51461	.49113	.51770	
SDev	.00394	.00293	.00310	.00225	.00925	.00174	
%RSD	.77233	.56038	.61980	.43732	1.8835	.33619	

#1	.51230	.52436	.50308	.51620	.49768	.51647	
#2	.50673	.52022	.49869	.51302	.48459	.51893	

IntStd	1	2	3	4	5	6	7
Mode	*Counts	NOTUSED	NOTUSED	NOTUSED	NOTUSED	NOTUSED	NOTUSED
Elem	Y	--	--	--	--	--	--
Wavlen	371.030	--	--	--	--	--	--
Avg	42684	--	--	--	--	--	--
SDev	47.37616	--	--	--	--	--	--
%RSD	.1109941	--	--	--	--	--	--

#1	42717	--	--	--	--	--	--
#2	42650	--	--	--	--	--	--

Method: 20076010 Sample Name: CCB Operator: DCL
Run Time: 04/23/12 11:32:02
Comment: TRACE 61E
Mode: CONC Corr. Factor: 1

Elem	Al3082	Sb2068	As1890	Ba4934	Be3130	B_2496	Cd2265
Units	ppm	ppm	ppm	ppm	ppm	ppm	ppm
Avg	.01132	-.00122	.00005	.00001	-.00009	.00252	.00008
SDev	.00371	.00429	.00109	.00020	.00002	.00025	.00004

Analysis Report 04/23/12 11:35:50 AM page 13

%RSD	32.810	350.94	2419.5	1740.6	27.158	9.8829	51.643
#1	.01395	.00181	.00082	.00015	-.00007	.00270	.00011
#2	.00870	-.00426	-.00073	-.00013	-.00010	.00234	.00005

Elem	Ca3179	Cr2677	Co2286	Cu3247	Fe2714	Li6707	Pb2203
Units	ppm	ppm	ppm	ppm	ppm	ppm	ppm
Avg	-.00188	.00006	-.00015	-.00075	.00758	.00081	.00030
SDev	.00104	.00044	.00003	.00067	.00950	.00006	.00037
%RSD	55.433	738.90	19.873	88.668	125.31	7.5673	124.68

file:///c:/tjadata/temp/a042312.TXT

#1	-.00261	.00037	-.00017	-.00028	.00086	.00085	.00004
#2	-.00114	-.00025	-.00013	-.00122	.01430	.00076	.00056
Elem	Se1960	Mg2790	Mn2576	Mo2020	Ni2316	K_7664	Si2881
Units	ppm	ppm	ppm	ppm	ppm	ppm	ppm
Avg	-.00047	.06176	.00001	.00250	-.00008	.32368	-.00083
SDev	.00249	.00387	.00006	.00128	.00070	.03037	.00134
%RSD	528.54	6.2593	412.24	51.408	877.38	9.3833	161.55
#1	.00129	.06450	.00006	.00341	-.00058	.34515	.00012
#2	-.00223	.05903	-.00003	.00159	.00042	.30220	-.00177
Elem	Ag3280	Na3302	Na5889	Sr4215	Tl1908	Sn1899	Ti3349
Units	ppm	ppm	ppm	ppm	ppm	ppm	ppm
Avg	-.00011	-.00861	.03330	-.00004	.00181	-.00009	.00004
SDev	.00053	.15051	.00217	.00005	.00244	.00047	.00011
%RSD	473.44	1748.5	6.5184	124.85	134.99	532.22	297.71
#1	-.00049	-.11503	.03483	-.00000	.00354	.00024	.00011
#2	.00026	.09782	.03176	-.00007	.00008	-.00042	-.00004
Elem	V_2924	Zn2138	2203/1	2203/2	1960/1	1960/2	
Units	ppm	ppm	ppm	ppm	ppm	ppm	
Avg	-.00011	.00057	.00280	-.00096	-.00165	.00012	
SDev	.00039	.00013	.00216	.00053	.00386	.00181	
%RSD	365.47	22.064	77.168	55.167	234.35	1542.6	
#1	.00017	.00066	.00127	-.00058	.00108	.00139	
#2	-.00038	.00048	.00433	-.00133	-.00438	-.00116	
IntStd	1	2	3	4	5	6	7
Mode	*Counts	NOTUSED	NOTUSED	NOTUSED	NOTUSED	NOTUSED	NOTUSED
Elem	Y	--	--	--	--	--	--
Wavlen	371.030	--	--	--	--	--	--
Avg	43153	--	--	--	--	--	--
SDev	168.2914	--	--	--	--	--	--
%RSD	.3899877	--	--	--	--	--	--
#1	43034	--	--	--	--	--	--
#2	43272	--	--	--	--	--	--

Method: 20076010 Sample Name: 600-53710-a-1-b Operator: DCL
Run Time: 04/23/12 11:35:53
Comment: TRACE 61E

Analysis Report 04/23/12 11:39:41 AM page 14

Mode: CONC Corr. Factor: 1

Elem	Al3082	Sb2068	As1890	Ba4934	Be3130	B_2496	Cd2265
Units	ppm	ppm	ppm	ppm	ppm	ppm	ppm
Avg	.02698	.00668	.00067	.07057	-.00011	.08979	.00113
SDev	.00208	.00124	.00051	.00329	.00002	.00397	.00015
%RSD	7.7232	18.550	76.421	4.6559	15.627	4.4234	13.070
#1	.02845	.00580	.00031	.07290	-.00012	.09260	.00124
#2	.02551	.00755	.00104	.06825	-.00009	.08698	.00103
Elem	Ca3179	Cr2677	Co2286	Cu3247	Fe2714	Li6707	Pb2203
Units	ppm	ppm	ppm	ppm	ppm	ppm	ppm

file:///c:/tjadata/temp/a042312.TXT

Avge	184.63	.00029	.00191	.00026	.03078	.00116	.48331
SDev	8.73	.00003	.00003	.00025	.00799	.00034	.01803
%RSD	4.7276	10.259	1.6776	94.754	25.966	29.315	3.7305

#1	190.81	.00031	.00188	.00043	.03643	.00140	.49606
#2	178.46	.00027	.00193	.00009	.02513	.00092	.47057

Elem	Se1960	Mg2790	Mn2576	Mo2020	Ni2316	K_7664	Si2881
Units	ppm	ppm	ppm	ppm	ppm	ppm	ppm
Avge	.00142	.51575	.15858	.00082	.00158	.48306	.36897
SDev	.00348	.04765	.00740	.00017	.00020	.16653	.00004
%RSD	245.91	9.2393	4.6667	21.452	12.932	34.473	.00964

#1	-.00105	.54945	.16381	.00069	.00143	.60082	.36894
#2	.00388	.48206	.15334	.00094	.00172	.36531	.36899

Elem	Ag3280	Na3302	Na5889	Sr4215	Tl1908	Sn1899	Ti3349
Units	ppm	ppm	ppm	ppm	ppm	ppm	ppm
Avge	.00003	5.8890	5.4855	.58386	-.00015	.00138	-.00126
SDev	.00003	.2208	.2557	.02841	.00160	.00048	.00001
%RSD	136.65	3.7498	4.6621	4.8661	1071.0	34.914	1.1722

#1	.00005	6.0451	5.6664	.60395	-.00128	.00172	-.00127
#2	.00000	5.7328	5.3047	.56377	.00098	.00104	-.00125

Elem	V_2924	Zn2138	2203/1	2203/2	1960/1	1960/2	
Units	ppm	ppm	ppm	ppm	ppm	ppm	
Avge	.00006	.00625	.47630	.48682	-.00101	.00263	
SDev	.00026	.00043	.01766	.01821	.00479	.00283	
%RSD	425.62	6.8967	3.7082	3.7415	473.22	107.53	

#1	.00024	.00655	.48879	.49970	-.00440	.00063	
#2	-.00012	.00594	.46381	.47394	.00238	.00463	

IntStd	1	2	3	4	5	6	7
Mode	*Counts	NOTUSED	NOTUSED	NOTUSED	NOTUSED	NOTUSED	NOTUSED
Elem	Y	--	--	--	--	--	--
Wavlen	371.030	--	--	--	--	--	--
Avge	43143	--	--	--	--	--	--
SDev	1681.500	--	--	--	--	--	--
%RSD	3.897503	--	--	--	--	--	--
#1	41954	--	--	--	--	--	--
#2	44332	--	--	--	--	--	--

Analysis Report

04/23/12 11:39:41 AM

page 15

Method: 20076010 Sample Name: 600-53716-a-1-b Operator: DCL
 Run Time: 04/23/12 11:39:44
 Comment: TRACE 61E
 Mode: CONC Corr. Factor: 1

Elem	Al3082	Sb2068	As1890	Ba4934	Be3130	B_2496	Cd2265
Units	ppm	ppm	ppm	ppm	ppm	ppm	ppm
Avge	.01768	-.00129	.00192	.04934	-.00015	.00392	-.00001
SDev	.00112	.00268	.00032	.00089	.00002	.00001	.00001
%RSD	6.3514	207.04	16.516	1.8123	11.255	.23379	44.202

#1	.01847	-.00319	.00169	.04998	-.00017	.00391	-.00002
#2	.01688	.00060	.00214	.04871	-.00014	.00392	-.00001

file:///c:/tjadata/temp/a042312.TXT

Elem	Ca3179	Cr2677	Co2286	Cu3247	Fe2714	Li6707	Pb2203
Units	ppm	ppm	ppm	ppm	ppm	ppm	ppm
Avg	295.22	.00032	.00023	.09496	.01643	.00106	.40848
SDev	4.91	.00013	.00006	.00153	.00231	.00004	.00630
%RSD	1.6623	40.169	25.790	1.6151	14.076	3.4442	1.5434

#1	298.69	.00023	.00019	.09605	.01479	.00108	.41294
#2	291.75	.00041	.00027	.09388	.01807	.00103	.40402

Elem	Se1960	Mg2790	Mn2576	Mo2020	Ni2316	K_7664	Si2881
Units	ppm	ppm	ppm	ppm	ppm	ppm	ppm
Avg	.00066	.06694	.00006	.03212	.01377	.43704	.03384
SDev	.00023	.00055	.00000	.00075	.00029	.01816	.00119
%RSD	34.922	.81604	1.5640	2.3330	2.1064	4.1553	3.5111

#1	.00050	.06732	.00006	.03265	.01397	.44988	.03468
#2	.00083	.06655	.00006	.03159	.01356	.42419	.03300

Elem	Ag3280	Na3302	Na5889	Sr4215	Tl1908	Sn1899	Ti3349
Units	ppm	ppm	ppm	ppm	ppm	ppm	ppm
Avg	-.00017	1.3578	1.2561	.37497	.00203	.00042	-.00216
SDev	.00040	.0343	.0221	.00677	.00029	.00014	.00005
%RSD	238.04	2.5285	1.7570	1.8059	14.330	32.915	2.3366

#1	-.00045	1.3821	1.2717	.37976	.00183	.00032	-.00213
#2	.00012	1.3335	1.2405	.37019	.00224	.00051	-.00220

Elem	V_2924	Zn2138	2203/1	2203/2	1960/1	1960/2
Units	ppm	ppm	ppm	ppm	ppm	ppm
Avg	.03239	.04394	.40129	.41208	-.00470	.00335
SDev	.00080	.00064	.00711	.00590	.00123	.00027
%RSD	2.4532	1.4680	1.7729	1.4315	26.054	7.9912

#1	.03296	.04440	.40632	.41625	-.00557	.00354
#2	.03183	.04349	.39626	.40790	-.00384	.00316

IntStd	1	2	3	4	5	6	7
Mode	*Counts	NOTUSED	NOTUSED	NOTUSED	NOTUSED	NOTUSED	NOTUSED
Elem	Y	--	--	--	--	--	--
Wavlen	371.030	--	--	--	--	--	--
Avg	41684	--	--	--	--	--	--

Analysis Report 04/23/12 11:43:32 AM page 16

SDev	342.2397	--	--	--	--	--	--
%RSD	.8210337	--	--	--	--	--	--
#1	41442	--	--	--	--	--	--
#2	41926	--	--	--	--	--	--

Method: 20076010 Sample Name: 600-53716-a-2-b Operator: DCL
 Run Time: 04/23/12 11:43:35
 Comment: TRACE 61E
 Mode: CONC Corr. Factor: 1

Elem	Al3082	Sb2068	As1890	Ba4934	Be3130	B_2496	Cd2265
Units	ppm	ppm	ppm	ppm	ppm	ppm	ppm
Avg	.01914	.02886	.00204	.06356	-.00013	.03004	.02091
SDev	.00236	.00370	.00052	.00012	.00001	.00029	.00016
%RSD	12.333	12.835	25.498	.19029	6.3772	.97004	.75553

file:///c:/tjadata/temp/a042312.TXT

#1	.01747	.03148	.00240	.06364	-.00013	.03024	.02102
#2	.02081	.02624	.00167	.06347	-.00014	.02983	.02080
Elem	Ca3179	Cr2677	Co2286	Cu3247	Fe2714	Li6707	Pb2203
Units	ppm	ppm	ppm	ppm	ppm	ppm	ppm
Avgc	231.02	.00018	.00243	2.7127	.03254	.00228	1.1826
SDev	.88	.00019	.00022	.0083	.00988	.00009	.0024
%RSD	.37972	109.88	9.2604	.30462	30.362	4.0968	.20622
#1	231.64	.00032	.00259	2.7186	.03953	.00235	1.1844
#2	230.40	.00004	.00227	2.7069	.02556	.00222	1.1809
Elem	Se1960	Mg2790	Mn2576	Mo2020	Ni2316	K_7664	Si2881
Units	ppm	ppm	ppm	ppm	ppm	ppm	ppm
Avgc	.00156	3.6980	.15384	.00737	.10346	.58639	1.4101
SDev	.00015	.0215	.00065	.00010	.00059	.03317	.0064
%RSD	9.7847	.58192	.42405	1.3175	.57308	5.6564	.45684
#1	.00145	3.7132	.15430	.00744	.10388	.60985	1.4146
#2	.00167	3.6827	.15338	.00730	.10304	.56294	1.4055
Elem	Ag3280	Na3302	Na5889	Sr4215	Tl1908	Sn1899	Ti3349
Units	ppm	ppm	ppm	ppm	ppm	ppm	ppm
Avgc	.00005	2.2558	1.5212	.31449	-.00187	.00046	-.00154
SDev	.00030	.2131	.0098	.00079	.00077	.00054	.00001
%RSD	593.73	9.4465	.64371	.25202	40.913	118.04	.41082
#1	.00026	2.4065	1.5281	.31505	-.00133	.00008	-.00154
#2	-.00016	2.1051	1.5142	.31393	-.00242	.00084	-.00155
Elem	V_2924	Zn2138	2203/1	2203/2	1960/1	1960/2	
Units	ppm	ppm	ppm	ppm	ppm	ppm	
Avgc	.00095	7.6102	1.1588	1.1946	-.00203	.00336	
SDev	.00014	.0234	.0050	.0012	.00032	.00039	
%RSD	14.189	.30701	.43119	.09710	15.672	11.567	
#1	.00105	7.6268	1.1623	1.1954	-.00181	.00308	
#2	.00086	7.5937	1.1552	1.1937	-.00226	.00363	

1
2
3
4
5
6
7
8
9
10
11
12
13
14
15
16
17

Analysis Report

04/23/12 11:47:23 AM

page 17

IntStd	1	2	3	4	5	6	7
Mode	*Counts	NOTUSED	NOTUSED	NOTUSED	NOTUSED	NOTUSED	NOTUSED
Elem	Y	--	--	--	--	--	--
Wavlen	371.030	--	--	--	--	--	--
Avgc	41860	--	--	--	--	--	--
SDev	161.2203	--	--	--	--	--	--
%RSD	.3851418	--	--	--	--	--	--
#1	41746	--	--	--	--	--	--
#2	41974	--	--	--	--	--	--

Method: 20076010 Sample Name: 600-53716-a-2-c ms Operator: DCL
Run Time: 04/23/12 11:47:26
Comment: TRACE 61E
Mode: CONC Corr. Factor: 1

Elem	Al3082	Sb2068	As1890	Ba4934	Be3130	B_2496	Cd2265
Units	ppm	ppm	ppm	ppm	ppm	ppm	ppm

file:///c:/tjadata/temp/a042312.TXT

Avge	10.351	1.0891	1.0748	1.1049	.51412	1.0900	.53289
SDev	.115	.0122	.0129	.0137	.00620	.0129	.00660
%RSD	1.1134	1.1191	1.2037	1.2399	1.2069	1.1868	1.2380
#1	10.432	1.0977	1.0839	1.1146	.51851	1.0991	.53756
#2	10.269	1.0805	1.0656	1.0952	.50974	1.0809	.52823
Elem	Ca3179	Cr2677	Co2286	Cu3247	Fe2714	Li6707	Pb2203
Units	ppm	ppm	ppm	ppm	ppm	ppm	ppm
Avge	240.21	1.0095	1.0099	3.7230	10.571	.52032	2.1835
SDev	2.61	.0110	.0124	.0483	.124	.00615	.0151
%RSD	1.0860	1.0857	1.2269	1.2981	1.1754	1.1809	.69160
#1	242.06	1.0173	1.0187	3.7571	10.659	.52466	2.1941
#2	238.37	1.0018	1.0012	3.6888	10.484	.51597	2.1728
Elem	Se1960	Mg2790	Mn2576	Mo2020	Ni2316	K_7664	Si2881
Units	ppm	ppm	ppm	ppm	ppm	ppm	ppm
Avge	1.0315	13.930	1.1843	1.0823	1.1530	11.749	2.4812
SDev	.0044	.161	.0144	.0064	.0139	.148	.0281
%RSD	.43003	1.1564	1.2130	.58945	1.2050	1.2560	1.1306
#1	1.0346	14.044	1.1945	1.0868	1.1628	11.853	2.5011
#2	1.0283	13.817	1.1742	1.0778	1.1432	11.645	2.4614
Elem	Ag3280	Na3302	Na5889	Sr4215	Tl1908	Sn1899	Ti3349
Units	ppm	ppm	ppm	ppm	ppm	ppm	ppm
Avge	.52960	12.999	12.574	.83970	1.0873	1.0306	1.0481
SDev	.00613	.087	.147	.01051	.0008	.0110	.0123
%RSD	1.1572	.67149	1.1721	1.2517	.07733	1.0669	1.1720
#1	.53394	13.061	12.678	.84713	1.0879	1.0384	1.0568
#2	.52527	12.938	12.470	.83227	1.0867	1.0228	1.0394
Elem	V_2924	Zn2138	2203/1	2203/2	1960/1	1960/2	
Units	ppm	ppm	ppm	ppm	ppm	ppm	
Avge	1.0431	8.4367	2.1325	2.2089	.98560	1.0544	
SDev	.0123	.0943	.0114	.0169	.00127	.0073	
%RSD	1.1780	1.1178	.53558	.76691	.12896	.69129	

Analysis Report

04/23/12 11:51:16 AM

page 18

#1	1.0517	8.5034	2.1406	2.2209	.98470	1.0595	
#2	1.0344	8.3700	2.1244	2.1969	.98649	1.0492	
IntStd	1	2	3	4	5	6	7
Mode	*Counts	NOTUSED	NOTUSED	NOTUSED	NOTUSED	NOTUSED	NOTUSED
Elem	Y	--	--	--	--	--	--
Wavlen	371.030	--	--	--	--	--	--
Avge	42014	--	--	--	--	--	--
SDev	280.7214	--	--	--	--	--	--
%RSD	.6681536	--	--	--	--	--	--
#1	41816	--	--	--	--	--	--
#2	42213	--	--	--	--	--	--

Method: 20076010 Sample Name: 600-53716-a-2-d msd Operator: DCL
Run Time: 04/23/12 11:51:19
Comment: TRACE 61E
Mode: CONC Corr. Factor: 1

file:///c:/tjadata/temp/a042312.TXT

Elem	Al3082	Sb2068	As1890	Ba4934	Be3130	B_2496	Cd2265
Units	ppm	ppm	ppm	ppm	ppm	ppm	ppm
Avgc	10.460	1.1059	1.0796	1.1188	.51986	1.1092	.53930
SDev	.030	.0065	.0021	.0026	.00129	.0032	.00142
%RSD	.28963	.58578	.19295	.22930	.24745	.28612	.26325

#1	10.482	1.1104	1.0781	1.1206	.52077	1.1115	.54031
#2	10.439	1.1013	1.0811	1.1170	.51895	1.1070	.53830

Elem	Ca3179	Cr2677	Co2286	Cu3247	Fe2714	Li6707	Pb2203
Units	ppm	ppm	ppm	ppm	ppm	ppm	ppm
Avgc	244.47	1.0195	1.0198	3.7773	10.698	.52719	2.2274
SDev	.64	.0033	.0022	.0114	.003	.00179	.0093
%RSD	.26001	.32565	.21769	.30253	.02693	.33879	.41958

#1	244.92	1.0218	1.0214	3.7854	10.701	.52845	2.2340
#2	244.02	1.0171	1.0182	3.7692	10.696	.52592	2.2208

Elem	Se1960	Mg2790	Mn2576	Mo2020	Ni2316	K_7664	Si2881
Units	ppm	ppm	ppm	ppm	ppm	ppm	ppm
Avgc	1.0458	14.110	1.1981	1.1064	1.1572	11.912	2.5196
SDev	.0040	.035	.0035	.0021	.0003	.044	.0078
%RSD	.38343	.24786	.29522	.18829	.02404	.37268	.30909

#1	1.0487	14.135	1.2006	1.1078	1.1570	11.943	2.5251
#2	1.0430	14.086	1.1956	1.1049	1.1574	11.880	2.5141

Elem	Ag3280	Na3302	Na5889	Sr4215	Tl1908	Sn1899	Ti3349
Units	ppm	ppm	ppm	ppm	ppm	ppm	ppm
Avgc	.53547	13.259	12.742	.85213	1.1054	1.0473	1.0657
SDev	.00138	.065	.042	.00189	.0001	.0037	.0024
%RSD	.25789	.49050	.33073	.22156	.00782	.35370	.22555

#1	.53644	13.305	12.772	.85346	1.1055	1.0499	1.0674
#2	.53449	13.213	12.712	.85079	1.1053	1.0446	1.0640

Elem	V_2924	Zn2138	2203/1	2203/2	1960/1	1960/2	
------	--------	--------	--------	--------	--------	--------	--

Analysis Report

04/23/12 11:55:14 AM

page 19

Units	ppm	ppm	ppm	ppm	ppm	ppm	
Avgc	1.0543	8.5749	2.1720	2.2551	1.0006	1.0684	
SDev	.0024	.0214	.0059	.0111	.0061	.0030	
%RSD	.23178	.24969	.27133	.49097	.61080	.27696	

#1	1.0560	8.5901	2.1762	2.2630	1.0049	1.0705	
#2	1.0526	8.5598	2.1679	2.2473	.99627	1.0664	

IntStd	1	2	3	4	5	6	7
Mode	*Counts	NOTUSED	NOTUSED	NOTUSED	NOTUSED	NOTUSED	NOTUSED
Elem	Y	--	--	--	--	--	--
Wavlen	371.030	--	--	--	--	--	--
Avgc	41682	--	--	--	--	--	--
SDev	78.48885	--	--	--	--	--	--
%RSD	.1883062	--	--	--	--	--	--

#1	41626	--	--	--	--	--	--
#2	41737	--	--	--	--	--	--

Method: 20076010 Sample Name: 600-53716-a-3-b

Operator: DCL

Run Time: 04/23/12 11:55:17

Comment: TRACE 61E

file:///c:/tjadata/temp/a042312.TXT

Mode: CONC Corr. Factor: 1

Elem	Al3082	Sb2068	As1890	Ba4934	Be3130	B_2496	Cd2265
Units	ppm	ppm	ppm	ppm	ppm	ppm	ppm
Avge	.02600	-.00118	.00272	.06460	-.00016	.00617	.00007
SDev	.00622	.00235	.00066	.00192	.00002	.00028	.00004
%RSD	23.924	198.46	24.296	2.9668	13.894	4.5687	54.130

#1	.02160	.00048	.00226	.06324	-.00017	.00637	.00005
#2	.03040	-.00284	.00319	.06595	-.00014	.00597	.00010

Elem	Ca3179	Cr2677	Co2286	Cu3247	Fe2714	Li6707	Pb2203
Units	ppm	ppm	ppm	ppm	ppm	ppm	ppm
Avge	292.82	.00052	.00022	.12601	.02320	.00107	.34076
SDev	8.48	.00005	.00050	.00443	.01947	.00035	.01214
%RSD	2.8966	9.8055	231.00	3.5179	83.893	32.936	3.5627

#1	286.82	.00049	-.00014	.12288	.00944	.00082	.33218
#2	298.81	.00056	.00057	.12915	.03697	.00132	.34934

Elem	Se1960	Mg2790	Mn2576	Mo2020	Ni2316	K_7664	Si2881
Units	ppm	ppm	ppm	ppm	ppm	ppm	ppm
Avge	.00113	.07185	.00027	.03571	.01828	.37071	.02809
SDev	.00056	.02252	.00015	.00024	.00201	.14973	.00252
%RSD	49.874	31.350	54.919	.67918	11.002	40.389	8.9705

#1	.00073	.05592	.00017	.03588	.01686	.26484	.02631
#2	.00153	.08778	.00038	.03554	.01970	.47659	.02987

Elem	Ag3280	Na3302	Na5889	Sr4215	Tl1908	Sn1899	Ti3349
Units	ppm	ppm	ppm	ppm	ppm	ppm	ppm
Avge	.00017	.88509	.84941	.36193	.00556	.00167	-.00210
SDev	.00027	.18737	.03264	.01025	.00162	.00258	.00006
%RSD	154.42	21.170	3.8431	2.8331	29.207	154.03	2.6547

Analysis Report

04/23/12 11:59:12 AM

page 20

#1	-.00002	.75259	.82633	.35468	.00671	-.00015	-.00214
#2	.00036	1.0176	.87250	.36918	.00441	.00350	-.00206

Elem	V_2924	Zn2138	2203/1	2203/2	1960/1	1960/2
Units	ppm	ppm	ppm	ppm	ppm	ppm
Avge	.02637	.03977	.32986	.34621	-.00039	.00190
SDev	.00101	.00239	.01493	.01075	.00091	.00039
%RSD	3.8451	6.0029	4.5259	3.1038	231.30	20.648

#1	.02565	.03808	.31930	.33861	-.00104	.00162
#2	.02708	.04145	.34041	.35381	.00025	.00218

IntStd	1	2	3	4	5	6	7
Mode	*Counts	NOTUSED	NOTUSED	NOTUSED	NOTUSED	NOTUSED	NOTUSED
Elem	Y	--	--	--	--	--	--
Wavlen	371.030	--	--	--	--	--	--
Avge	41850	--	--	--	--	--	--
SDev	1317.340	--	--	--	--	--	--
%RSD	3.147803	--	--	--	--	--	--

#1	42781	--	--	--	--	--
#2	40918	--	--	--	--	--

Method: 20076010 Sample Name: 600-53716-a-4-b

Operator: DCL

file:///c:/tjadata/temp/a042312.TXT

Run Time: 04/23/12 11:59:16

Comment: TRACE 61E

Mode: CONC Corr. Factor: 1

Elem	Al3082	Sb2068	As1890	Ba4934	Be3130	B_2496	Cd2265
Units	ppm	ppm	ppm	ppm	ppm	ppm	ppm
Avge	.02522	-.00123	.00030	.06078	-.00019	.00388	.00000
SDev	.00405	.00074	.00229	.00298	.00003	.00039	.00013
%RSD	16.042	59.796	765.42	4.9035	15.309	9.9898	3198.6
#1	.02808	-.00176	-.00132	.06289	-.00021	.00415	-.00008
#2	.02236	-.00071	.00191	.05867	-.00017	.00360	.00009
Elem	Ca3179	Cr2677	Co2286	Cu3247	Fe2714	Li6707	Pb2203
Units	ppm	ppm	ppm	ppm	ppm	ppm	ppm
Avge	279.80	.00055	-.00005	.22216	.01563	.00079	1.2124
SDev	13.96	.00003	.00027	.01150	.00335	.00032	.0485
%RSD	4.9876	4.4514	575.94	5.1764	21.415	40.954	4.0033
#1	289.67	.00057	-.00024	.23029	.01327	.00102	1.2467
#2	269.93	.00053	.00014	.21402	.01800	.00056	1.1781
Elem	Se1960	Mg2790	Mn2576	Mo2020	Ni2316	K_7664	Si2881
Units	ppm	ppm	ppm	ppm	ppm	ppm	ppm
Avge	.00231	.05516	.00026	.02762	.01281	.25545	.03312
SDev	.00070	.02551	.00005	.00110	.00042	.16074	.00563
%RSD	30.406	46.247	17.792	3.9830	3.2493	62.925	17.000
#1	.00280	.07320	.00023	.02840	.01310	.36911	.03710
#2	.00181	.03712	.00029	.02684	.01251	.14179	.02914
Elem	Ag3280	Na3302	Na5889	Sr4215	Tl1908	Sn1899	Ti3349
Units	ppm	ppm	ppm	ppm	ppm	ppm	ppm
Analysis Report			04/23/12 12:03:11 PM			page 21	
Avge	-.00032	.82130	.79075	.36651	-.00056	.00035	-.00205
SDev	.00008	.00200	.04804	.01841	.00072	.00025	.00002
%RSD	23.286	.24320	6.0758	5.0222	128.15	72.758	.81145
#1	-.00038	.81989	.82472	.37953	-.00108	.00017	-.00206
#2	-.00027	.82271	.75678	.35350	-.00005	.00052	-.00204
Elem	V_2924	Zn2138	2203/1	2203/2	1960/1	1960/2	
Units	ppm	ppm	ppm	ppm	ppm	ppm	
Avge	.02633	.09570	1.1804	1.2284	.00161	.00266	
SDev	.00154	.00516	.0442	.0507	.00283	.00036	
%RSD	5.8601	5.3915	3.7481	4.1258	176.14	13.646	
#1	.02742	.09935	1.2117	1.2643	.00361	.00240	
#2	.02524	.09205	1.1491	1.1926	-.00040	.00291	
IntStd	1	2	3	4	5	6	7
Mode	*Counts	NOTUSED	NOTUSED	NOTUSED	NOTUSED	NOTUSED	NOTUSED
Elem	Y	--	--	--	--	--	--
Wavlen	371.030	--	--	--	--	--	--
Avge	42918	--	--	--	--	--	--
SDev	1682.914	--	--	--	--	--	--
%RSD	3.921232	--	--	--	--	--	--
#1	41728	--	--	--	--	--	--
#2	44108	--	--	--	--	--	--

1
2
3
4
5
6
7
8
9
10
11
12
13
14
15
16
17

file:///c:/tjadata/temp/a042312.TXT

```

-----
Method: 20076010   Sample Name: 600-53716-a-5-b   Operator: DCL
Run Time: 04/23/12 12:03:14
Comment: TRACE 61E
Mode: CONC   Corr. Factor: 1

Elem   Al3082   Sb2068   As1890   Ba4934   Be3130   B_2496   Cd2265
Units  ppm      ppm      ppm      ppm      ppm      ppm      ppm
Avge   .02684   -.00068   .00008   .06283   -.00025   .00425   .00003
SDev   .00350   .00257   .00045   .00036   .00001   .00053   .00009
%RSD   13.044   380.88   574.42   .56924   3.8670   12.428   327.80

#1     .02436   -.00249   -.00024   .06258   -.00026   .00387   -.00004
#2     .02931   .00114   .00040   .06308   -.00025   .00462   .00009

Elem   Ca3179   Cr2677   Co2286   Cu3247   Fe2714   Li6707   Pb2203
Units  ppm      ppm      ppm      ppm      ppm      ppm      ppm
Avge   299.73   .00027   -.00035   .10353   -.00326   .00111   1.6675
SDev   1.78     .00003   .00052   .00089   .03374   .00003   .0010
%RSD   .59345   11.502   151.08   .86427   1033.9   2.9159   .06154

#1     298.47   .00030   -.00072   .10289   -.02712   .00108   1.6682
#2     300.99   .00025   .00002   .10416   .02059   .00113   1.6668

Elem   Se1960   Mg2790   Mn2576   Mo2020   Ni2316   K_7664   Si2881
Units  ppm      ppm      ppm      ppm      ppm      ppm      ppm
Avge   -.00082   .07796   .00006   .02797   .00730   .49197   .02830
SDev   .00220   .00281   .00008   .00097   .00011   .01180   .00171
%RSD   266.90   3.6054   135.43   3.4857   1.4987   2.3977   6.0465

#1     .00073   .07597   .00000   .02728   .00722   .48362   .02709

Analysis Report                               04/23/12 12:07:08 PM   page 22

#2     -.00238   .07994   .00012   .02866   .00738   .50031   .02951

Elem   Ag3280   Na3302   Na5889   Sr4215   Tl1908   Sn1899   Ti3349
Units  ppm      ppm      ppm      ppm      ppm      ppm      ppm
Avge   -.00089   .67217   .82408   .39553   -.00180   -.00063   -.00228
SDev   .00035   .17215   .00511   .00240   .00078   .00180   .00004
%RSD   39.332   25.611   .61956   .60694   43.342   285.25   1.6581

#1     -.00113   .55044   .82047   .39384   -.00235   -.00191   -.00231
#2     -.00064   .79390   .82769   .39723   -.00125   .00064   -.00226

Elem   V_2924   Zn2138   2203/1   2203/2   1960/1   1960/2
Units  ppm      ppm      ppm      ppm      ppm      ppm
Avge   .02221   .06209   1.6224   1.6900   -.00270   .00011
SDev   .00011   .00031   .0055   .0043   .00216   .00438
%RSD   .47418   .50521   .33603   .25237   79.871   3843.4

#1     .02228   .06186   1.6186   1.6931   -.00422   .00321
#2     .02214   .06231   1.6263   1.6870   -.00117   -.00298

IntStd  1         2         3         4         5         6         7
Mode   *Counts  NOTUSED  NOTUSED  NOTUSED  NOTUSED  NOTUSED  NOTUSED
Elem   Y         --        --        --        --        --        --
Wavlen 371.030  --        --        --        --        --        --
Avge   41164    --        --        --        --        --        --
SDev   157.6848 --        --        --        --        --        --
%RSD   .3830695 --        --        --        --        --        --

```

1

2

3

4

5

6

7

8

9

10

11

12

13

14

15

16

17

file:///c:/tjadata/temp/a042312.TXT

#1	41275	--	--	--	--	--	--
#2	41052	--	--	--	--	--	--

Method:	20076010	Sample Name:	600-53716-a-6-b	Operator:	DCL		
Run Time:	04/23/12	12:07:11					
Comment:	TRACE 61E						
Mode:	CONC	Corr. Factor:	1				
Elem	Al3082	Sb2068	As1890	Ba4934	Be3130	B_2496	Cd2265
Units	ppm	ppm	ppm	ppm	ppm	ppm	ppm
Avgc	.03098	-.00438	.00180	.05254	-.00028	.00512	.00003
SDev	.00082	.00026	.00043	.00024	.00000	.00075	.00020
%RSD	2.6637	6.0247	23.803	.45703	.84542	14.684	788.18
#1	.03156	-.00456	.00211	.05271	-.00027	.00565	.00016
#2	.03039	-.00419	.00150	.05237	-.00028	.00459	-.00011
Elem	Ca3179	Cr2677	Co2286	Cu3247	Fe2714	Li6707	Pb2203
Units	ppm	ppm	ppm	ppm	ppm	ppm	ppm
Avgc	294.29	.00040	.00048	.08497	.02137	.00101	.48511
SDev	1.81	.00038	.00008	.00065	.01005	.00008	.00512
%RSD	.61348	94.836	17.543	.76402	47.033	8.2830	1.0560
#1	295.56	.00067	.00042	.08543	.02848	.00107	.48873
#2	293.01	.00013	.00054	.08451	.01426	.00095	.48148
Elem	Se1960	Mg2790	Mn2576	Mo2020	Ni2316	K_7664	Si2881
Units	ppm	ppm	ppm	ppm	ppm	ppm	ppm
Avgc	.00334	.07513	.00037	.02834	.01186	.43890	.02861
Analysis Report		04/23/12 12:11:06 PM				page 23	
SDev	.00236	.00711	.00004	.00132	.00006	.04606	.00102
%RSD	70.694	9.4702	11.725	4.6696	.51953	10.495	3.5755
#1	.00500	.08016	.00040	.02927	.01190	.47147	.02933
#2	.00167	.07010	.00034	.02740	.01182	.40632	.02788
Elem	Ag3280	Na3302	Na5889	Sr4215	Tl1908	Sn1899	Ti3349
Units	ppm	ppm	ppm	ppm	ppm	ppm	ppm
Avgc	.00017	.75504	.73226	.36674	.00112	.00166	-.00232
SDev	.00002	.07312	.00831	.00195	.00228	.00041	.00009
%RSD	13.840	9.6837	1.1345	.53222	204.15	24.494	4.0075
#1	.00018	.80674	.73813	.36812	-.00049	.00195	-.00225
#2	.00015	.70334	.72638	.36536	.00273	.00137	-.00239
Elem	V_2924	Zn2138	2203/1	2203/2	1960/1	1960/2	
Units	ppm	ppm	ppm	ppm	ppm	ppm	
Avgc	.02409	.07515	.46963	.49284	.00341	.00330	
SDev	.00041	.00025	.00829	.00354	.00125	.00416	
%RSD	1.6873	.33694	1.7651	.71808	36.583	126.21	
#1	.02437	.07533	.47549	.49535	.00253	.00624	
#2	.02380	.07497	.46377	.49034	.00430	.00035	
IntStd	1	2	3	4	5	6	7
Mode	*Counts	NOTUSED	NOTUSED	NOTUSED	NOTUSED	NOTUSED	NOTUSED
Elem	Y	--	--	--	--	--	--
Wavlen	371.030	--	--	--	--	--	--
Avgc	41658	--	--	--	--	--	--



file:///c:/tjadata/temp/a042312.TXT

SDev	344.3610	--	--	--	--	--	--
%RSD	.8266483	--	--	--	--	--	--
#1	41414	--	--	--	--	--	--
#2	41901	--	--	--	--	--	--

Method:	20076010	Sample Name:	600-53716-a-7-b	Operator:	DCL		
Run Time:	04/23/12 12:11:09						
Comment:	TRACE 61E						
Mode:	CONC	Corr. Factor:	1				
Elem	Al3082	Sb2068	As1890	Ba4934	Be3130	B_2496	Cd2265
Units	ppm	ppm	ppm	ppm	ppm	ppm	ppm
Avgc	.03182	-.00079	.00075	.06687	-.00028	.00522	.00004
SDev	.00324	.00061	.00152	.00045	.00002	.00035	.00006
%RSD	10.187	77.992	202.17	.67498	5.3609	6.7718	145.40
#1	.02953	-.00035	-.00032	.06719	-.00029	.00497	.00008
#2	.03412	-.00122	.00182	.06655	-.00027	.00547	-.00000
Elem	Ca3179	Cr2677	Co2286	Cu3247	Fe2714	Li6707	Pb2203
Units	ppm	ppm	ppm	ppm	ppm	ppm	ppm
Avgc	290.50	.00028	.00030	.12518	.01871	.00097	.73739
SDev	1.68	.00018	.00022	.00024	.00618	.00002	.00426
%RSD	.57881	63.389	72.012	.19392	33.026	1.9063	.57767
#1	291.69	.00016	.00015	.12536	.01434	.00095	.74040
Analysis Report		04/23/12 12:15:04 PM				page 24	
#2	289.31	.00041	.00046	.12501	.02308	.00098	.73438
Elem	Se1960	Mg2790	Mn2576	Mo2020	Ni2316	K_7664	Si2881
Units	ppm	ppm	ppm	ppm	ppm	ppm	ppm
Avgc	.00193	.06861	.00003	.02690	.01193	.36022	.03103
SDev	.00173	.00416	.00004	.00022	.00045	.00402	.00088
%RSD	89.553	6.0578	131.06	.80974	3.8014	1.1174	2.8219
#1	.00071	.06567	.00000	.02675	.01161	.35737	.03041
#2	.00316	.07155	.00006	.02705	.01226	.36306	.03165
Elem	Ag3280	Na3302	Na5889	Sr4215	Tl1908	Sn1899	Ti3349
Units	ppm	ppm	ppm	ppm	ppm	ppm	ppm
Avgc	-.00004	.81434	.78191	.35078	-.00159	.00163	-.00219
SDev	.00057	.18907	.00538	.00222	.00163	.00108	.00022
%RSD	1329.3	23.218	.68788	.63180	102.90	66.145	10.206
#1	-.00045	.68064	.78572	.35235	-.00274	.00087	-.00235
#2	.00036	.94803	.77811	.34921	-.00043	.00240	-.00203
Elem	V_2924	Zn2138	2203/1	2203/2	1960/1	1960/2	
Units	ppm	ppm	ppm	ppm	ppm	ppm	
Avgc	.02105	.06168	.71262	.74977	.00321	.00130	
SDev	.00012	.00020	.00281	.00499	.00062	.00291	
%RSD	.57995	.33176	.39379	.66505	19.353	224.51	
#1	.02097	.06182	.71460	.75330	.00365	-.00076	
#2	.02114	.06153	.71063	.74625	.00277	.00335	
IntStd	1	2	3	4	5	6	7
Mode	*Counts	NOTUSED	NOTUSED	NOTUSED	NOTUSED	NOTUSED	NOTUSED

file:///c:/tjadata/temp/a042312.TXT

Elem	Y	--	--	--	--	--	--
Wavlen	371.030	--	--	--	--	--	--
Avgc	41666	--	--	--	--	--	--
SDev	21.92031	--	--	--	--	--	--
%RSD	.0526102	--	--	--	--	--	--
#1	41650	--	--	--	--	--	--
#2	41681	--	--	--	--	--	--

Method: 20076010 Sample Name: CCV met0412ccv_00004 Operator: DCL
Run Time: 04/23/12 12:15:07
Comment: TRACE 61E
Mode: CONC Corr. Factor: 1

Elem	Al3082	Sb2068	As1890	Ba4934	Be3130	B_2496	Cd2265
Units	ppm	ppm	ppm	ppm	ppm	ppm	ppm
Avgc	2.4755	.50269	.51068	.50747	.49951	.51190	.52118
SDev	.0044	.00148	.00032	.00226	.00222	.00242	.00179
%RSD	.17927	.29378	.06196	.44529	.44417	.47308	.34320
#1	2.4787	.50165	.51091	.50907	.50108	.51361	.52244
#2	2.4724	.50374	.51046	.50587	.49794	.51019	.51991

Elem	Ca3179	Cr2677	Co2286	Cu3247	Fe2714	Li6707	Pb2203
Units	ppm	ppm	ppm	ppm	ppm	ppm	ppm

Analysis Report 04/23/12 12:19:02 PM page 25

Avgc	12.713	.49393	.49378	.50322	2.6504	.47135	.50741
SDev	.007	.00145	.00214	.00194	.0041	.00163	.00134
%RSD	.05315	.29401	.43329	.38567	.15622	.34578	.26455
#1	12.718	.49495	.49530	.50459	2.6474	.47251	.50836
#2	12.708	.49290	.49227	.50185	2.6533	.47020	.50646

Elem	Se1960	Mg2790	Mn2576	Mo2020	Ni2316	K_7664	Si2881
Units	ppm	ppm	ppm	ppm	ppm	ppm	ppm
Avgc	.50306	5.0595	.49595	.51455	.52947	12.501	.96112
SDev	.00096	.0172	.00201	.00345	.00117	.031	.00280
%RSD	.19002	.33985	.40493	.66965	.22106	.24402	.29077
#1	.50239	5.0717	.49737	.51211	.53029	12.523	.96310
#2	.50374	5.0473	.49453	.51698	.52864	12.480	.95914

Elem	Ag3280	Na3302	Na5889	Sr4215	Tl1908	Sn1899	Ti3349
Units	ppm	ppm	ppm	ppm	ppm	ppm	ppm
Avgc	.25175	12.936	12.097	.25418	.53392	.50030	.51405
SDev	.00088	.138	.049	.00101	.00705	.00556	.00186
%RSD	.34934	1.0648	.40327	.39569	1.3211	1.1123	.36113
#1	.25237	12.838	12.131	.25489	.52894	.50423	.51536
#2	.25113	13.033	12.063	.25347	.53891	.49636	.51273

Elem	V_2924	Zn2138	2203/1	2203/2	1960/1	1960/2	
Units	ppm	ppm	ppm	ppm	ppm	ppm	
Avgc	.50400	.52296	.48901	.51661	.47134	.51899	
SDev	.00134	.00186	.00047	.00225	.00214	.00036	
%RSD	.26593	.35597	.09602	.43519	.45465	.06981	
#1	.50495	.52427	.48868	.51820	.46982	.51873	
#2	.50306	.52164	.48935	.51502	.47285	.51924	



file:///c:/tjadata/temp/a042312.TXT

IntStd	1	2	3	4	5	6	7
Mode	*Counts	NOTUSED	NOTUSED	NOTUSED	NOTUSED	NOTUSED	NOTUSED
Elem	Y	--	--	--	--	--	--
Wavlen	371.030	--	--	--	--	--	--
Avge	42405	--	--	--	--	--	--
SDev	107.4802	--	--	--	--	--	--
%RSD	.2534612	--	--	--	--	--	--
#1	42481	--	--	--	--	--	--
#2	42329	--	--	--	--	--	--

Method: 20076010 Sample Name: CCB Operator: DCL
Run Time: 04/23/12 12:19:05
Comment: TRACE 61E
Mode: CONC Corr. Factor: 1

Elem	Al3082	Sb2068	As1890	Ba4934	Be3130	B_2496	Cd2265
Units	ppm	ppm	ppm	ppm	ppm	ppm	ppm
Avge	.02580	-.00363	-.00098	-.00002	-.00028	.00088	.00001
SDev	.00160	.00042	.00278	.00001	.00001	.00005	.00000
%RSD	6.2126	11.484	282.81	51.172	2.9639	5.2324	17.964

Analysis Report 04/23/12 12:23:01 PM page 26

#1	.02694	-.00334	.00098	-.00001	-.00029	.00091	.00001
#2	.02467	-.00393	-.00295	-.00002	-.00028	.00085	.00001
Elem	Ca3179	Cr2677	Co2286	Cu3247	Fe2714	Li6707	Pb2203
Units	ppm	ppm	ppm	ppm	ppm	ppm	ppm
Avge	.00089	-.00050	-.00050	-.00211	-.00751	.00079	.00037
SDev	.00462	.00003	.00002	.00001	.00870	.00005	.00068
%RSD	519.68	6.5645	4.6969	.69177	115.95	6.0246	183.32
#1	-.00238	-.00053	-.00049	-.00210	-.00135	.00082	.00085
#2	.00415	-.00048	-.00052	-.00212	-.01366	.00075	-.00011
Elem	Se1960	Mg2790	Mn2576	Mo2020	Ni2316	K_7664	Si2881
Units	ppm	ppm	ppm	ppm	ppm	ppm	ppm
Avge	.00042	.06549	-.00004	.00170	-.00014	.34866	-.00407
SDev	.00027	.00363	.00002	.00043	.00007	.02289	.00028
%RSD	64.118	5.5474	48.518	25.203	48.689	6.5657	6.9414
#1	.00023	.06806	-.00005	.00140	-.00009	.36484	-.00387
#2	.00061	.06292	-.00003	.00200	-.00019	.33247	-.00427
Elem	Ag3280	Na3302	Na5889	Sr4215	Tl1908	Sn1899	Ti3349
Units	ppm	ppm	ppm	ppm	ppm	ppm	ppm
Avge	-.00100	-.10725	.03319	-.00007	.00193	-.00119	-.00003
SDev	.00002	.04161	.00275	.00001	.00013	.00047	.00003
%RSD	2.0845	38.797	8.2719	21.377	6.9343	39.662	101.73
#1	-.00099	-.07783	.03513	-.00008	.00183	-.00085	-.00001
#2	-.00101	-.13668	.03125	-.00006	.00202	-.00152	-.00005
Elem	V_2924	Zn2138	2203/1	2203/2	1960/1	1960/2	
Units	ppm	ppm	ppm	ppm	ppm	ppm	
Avge	-.00003	.00114	.00069	.00021	-.00177	.00151	
SDev	.00000	.00001	.00375	.00289	.00730	.00325	
%RSD	15.729	.84209	540.28	1407.5	413.28	214.70	

file:///c:/tjadata/temp/a042312.TXT

#1	- .00003	.00115	- .00196	.00225	- .00693	.00381
#2	- .00002	.00113	.00335	- .00184	.00340	- .00078

IntStd	1	2	3	4	5	6	7
Mode	*Counts	NOTUSED	NOTUSED	NOTUSED	NOTUSED	NOTUSED	NOTUSED
Elem	Y	--	--	--	--	--	--
Wavlen	371.030	--	--	--	--	--	--
Avge	42469	--	--	--	--	--	--
SDev	111.7229	--	--	--	--	--	--
%RSD	.2630692	--	--	--	--	--	--

#1	42390	--	--	--	--	--
#2	42548	--	--	--	--	--

Method: 20076010 Sample Name: lb 600-77502/1-d Operator: DCL
Run Time: 04/23/12 12:23:04
Comment: TRACE 61E
Mode: CONC Corr. Factor: 1

Elem	Al3082	Sb2068	As1890	Ba4934	Be3130	B_2496	Cd2265
------	--------	--------	--------	--------	--------	--------	--------

Analysis Report 04/23/12 12:26:59 PM page 27

Units	ppm	ppm	ppm	ppm	ppm	ppm	ppm
Avge	.02945	- .00272	.00232	.00195	- .00029	.00272	- .00006
SDev	.00064	.00095	.00031	.00002	.00000	.00039	.00002
%RSD	2.1801	35.076	13.228	1.0064	.70874	14.429	36.527

#1	.02900	- .00340	.00211	.00193	- .00029	.00244	- .00005
#2	.02991	- .00205	.00254	.00196	- .00030	.00299	- .00008

Elem	Ca3179	Cr2677	Co2286	Cu3247	Fe2714	Li6707	Pb2203
Units	ppm	ppm	ppm	ppm	ppm	ppm	ppm
Avge	.17962	.00022	- .00003	- .00147	.00564	.00074	- .00003
SDev	.00145	.00009	.00022	.00005	.02775	.00003	.00022
%RSD	.80971	42.994	793.26	3.1541	491.68	4.6579	738.65

#1	.18065	.00015	- .00018	- .00151	- .01398	.00077	- .00019
#2	.17859	.00028	.00013	- .00144	.02526	.00072	.00013

Elem	Se1960	Mg2790	Mn2576	Mo2020	Ni2316	K_7664	Si2881
Units	ppm	ppm	ppm	ppm	ppm	ppm	ppm
Avge	.00271	.06747	.00014	.00067	- .00025	.33088	.01070
SDev	.00179	.00428	.00004	.00025	.00032	.01762	.00179
%RSD	66.306	6.3454	27.276	37.802	128.56	5.3262	16.776

#1	.00144	.07050	.00011	.00085	- .00002	.34334	.00943
#2	.00398	.06444	.00017	.00049	- .00048	.31842	.01197

Elem	Ag3280	Na3302	Na5889	Sr4215	Tl1908	Sn1899	Ti3349
Units	ppm	ppm	ppm	ppm	ppm	ppm	ppm
Avge	- .00067	.34478	.36106	.00028	- .00005	- .00036	.00011
SDev	.00079	.17936	.00642	.00000	.00051	.00070	.00001
%RSD	117.23	52.022	1.7781	1.5478	1001.3	195.55	4.2087

#1	- .00122	.21795	.36559	.00028	- .00042	- .00085	.00010
#2	- .00011	.47161	.35652	.00028	.00031	.00014	.00011

Elem	V_2924	Zn2138	2203/1	2203/2	1960/1	1960/2
Units	ppm	ppm	ppm	ppm	ppm	ppm
Avge	.00128	- .00124	.00014	- .00011	- .00200	.00506



file:///c:/tjadata/temp/a042312.TXT

SDev	.00005	.00011	.00297	.00181	.00040	.00289
%RSD	4.1467	8.8025	2115.3	1578.5	20.111	57.163
#1	.00124	-.00132	.00224	-.00140	-.00172	.00302
#2	.00131	-.00117	-.00196	.00117	-.00229	.00711

IntStd	1	2	3	4	5	6	7
Mode	*Counts	NOTUSED	NOTUSED	NOTUSED	NOTUSED	NOTUSED	NOTUSED
Elem	Y	--	--	--	--	--	--
Wavlen	371.030	--	--	--	--	--	--
Avge	42659	--	--	--	--	--	--
SDev	281.4285	--	--	--	--	--	--
%RSD	.6597166	--	--	--	--	--	--
#1	42460	--	--	--	--	--	--
#2	42858	--	--	--	--	--	--

04/23/12 12:30:58 PM

page 28

Method: 20076010 Sample Name: 600-52933-b-14-e Operator: DCL
 Run Time: 04/23/12 12:27:02
 Comment: TRACE 61E
 Mode: CONC Corr. Factor: 1

Elem	Al3082	Sb2068	As1890	Ba4934	Be3130	B_2496	Cd2265
Units	ppm	ppm	ppm	ppm	ppm	ppm	ppm
Avge	.78320	-.00396	.00070	.00642	-.00031	.01761	-.00008
SDev	.00055	.00068	.00212	.00005	.00001	.00161	.00012
%RSD	.06997	17.178	303.49	.81709	2.2658	9.1667	158.57

#1	.78359	-.00444	.00220	.00639	-.00032	.01647	-.00016
#2	.78281	-.00348	-.00080	.00646	-.00031	.01875	.00001

Elem	Ca3179	Cr2677	Co2286	Cu3247	Fe2714	Li6707	Pb2203
Units	ppm	ppm	ppm	ppm	ppm	ppm	ppm
Avge	.65494	.00057	-.00001	-.00192	.41202	.00119	.00067
SDev	.00038	.00005	.00003	.00029	.00690	.00003	.00032
%RSD	.05774	8.2826	237.08	15.126	1.6758	2.2667	48.081

#1	.65521	.00060	.00001	-.00213	.40714	.00117	.00090
#2	.65467	.00054	-.00003	-.00172	.41690	.00121	.00044

Elem	Se1960	Mg2790	Mn2576	Mo2020	Ni2316	K_7664	Si2881
Units	ppm	ppm	ppm	ppm	ppm	ppm	ppm
Avge	-.00073	.22729	.00386	.00054	-.00016	.72350	2.0485
SDev	.00286	.00069	.00001	.00034	.00043	.00628	.0008
%RSD	391.13	.30549	.12143	63.012	268.96	.86731	.04130

#1	-.00276	.22680	.00386	.00078	.00014	.71907	2.0491
#2	.00129	.22779	.00387	.00030	-.00046	.72794	2.0479

Elem	Ag3280	Na3302	Na5889	Sr4215	Tl1908	Sn1899	Ti3349
Units	ppm	ppm	ppm	ppm	ppm	ppm	ppm
Avge	-.00043	2.9216	2.6768	.00109	-.00293	-.00008	.01761
SDev	.00039	.1089	.0047	.00003	.00013	.00114	.00029
%RSD	90.690	3.7267	.17574	2.7908	4.3956	1359.5	1.6588

#1	-.00071	2.8446	2.6801	.00107	-.00284	-.00089	.01740
#2	-.00015	2.9986	2.6735	.00111	-.00302	.00072	.01782

Elem	V_2924	Zn2138	2203/1	2203/2	1960/1	1960/2
------	--------	--------	--------	--------	--------	--------

file:///c:/tjadata/temp/a042312.TXT

Units	ppm	ppm	ppm	ppm	ppm	ppm
Avge	.00092	.00062	.00238	-.00018	-.00170	-.00025
SDev	.00019	.00011	.00047	.00072	.00328	.00266
%RSD	20.788	16.989	19.702	398.53	192.56	1078.5
#1	.00078	.00055	.00205	.00033	-.00403	-.00212
#2	.00105	.00069	.00271	-.00069	.00062	.00163

IntStd	1	2	3	4	5	6	7
Mode	*Counts	NOTUSED	NOTUSED	NOTUSED	NOTUSED	NOTUSED	NOTUSED
Elem	Y	--	--	--	--	--	--
Wavlen	371.030	--	--	--	--	--	--
Avge	42432	--	--	--	--	--	--
SDev	50.91169	--	--	--	--	--	--
%RSD	.1199842	--	--	--	--	--	--

Analysis Report

04/23/12 12:30:58 PM

page 29

#1	42468	--	--	--	--	--	--
#2	42396	--	--	--	--	--	--

Method: 20076010 Sample Name: 600-52933-b-14-g ms Operator: DCL
 Run Time: 04/23/12 12:31:01
 Comment: TRACE 61E
 Mode: CONC Corr. Factor: 1

Elem	Al3082	Sb2068	As1890	Ba4934	Be3130	B_2496	Cd2265
Units	ppm	ppm	ppm	ppm	ppm	ppm	ppm
Avge	10.777	1.0434	1.0443	1.0491	.50503	1.0675	.52938
SDev	.006	.0023	.0064	.0029	.00128	.0014	.00097
%RSD	.05491	.22291	.61421	.27461	.25265	.13091	.18361
#1	10.773	1.0418	1.0398	1.0471	.50412	1.0665	.52869
#2	10.781	1.0451	1.0489	1.0512	.50593	1.0684	.53007

Elem	Ca3179	Cr2677	Co2286	Cu3247	Fe2714	Li6707	Pb2203
Units	ppm	ppm	ppm	ppm	ppm	ppm	ppm
Avge	10.919	1.0023	1.0022	1.0186	11.055	.48487	1.0224
SDev	.023	.0020	.0021	.0008	.037	.00002	.0007
%RSD	.21411	.19786	.21299	.07381	.33335	.00343	.07308
#1	10.903	1.0009	1.0006	1.0181	11.029	.48486	1.0229
#2	10.936	1.0037	1.0037	1.0191	11.081	.48489	1.0218

Elem	Se1960	Mg2790	Mn2576	Mo2020	Ni2316	K_7664	Si2881
Units	ppm	ppm	ppm	ppm	ppm	ppm	ppm
Avge	.99921	10.388	1.0222	1.0662	1.0923	10.738	3.1671
SDev	.00252	.015	.0018	.0079	.0005	.016	.0048
%RSD	.25260	.14687	.17366	.73939	.04689	.15209	.15232
#1	1.0010	10.378	1.0210	1.0606	1.0920	10.750	3.1637
#2	.99742	10.399	1.0235	1.0718	1.0927	10.727	3.1705

Elem	Ag3280	Na3302	Na5889	Sr4215	Tl1908	Sn1899	Ti3349
Units	ppm	ppm	ppm	ppm	ppm	ppm	ppm
Avge	.51795	13.193	12.819	.52585	1.0949	1.0093	1.0604
SDev	.00066	.147	.018	.00111	.0051	.0010	.0024
%RSD	.12702	1.1152	.13791	.21121	.46495	.09447	.22681
#1	.51749	13.297	12.831	.52506	1.0913	1.0086	1.0587

file:///c:/tjadata/temp/a042312.TXT

#2	.51842	13.088	12.806	.52663	1.0985	1.0100	1.0621
Elem	V_2924	Zn2138	2203/1	2203/2	1960/1	1960/2	
Units	ppm	ppm	ppm	ppm	ppm	ppm	
Avge	1.0203	1.0631	.98335	1.0419	.93765	1.0300	
SDev	.0020	.0013	.00146	.0019	.00304	.0053	
%RSD	.19772	.12139	.14829	.17755	.32396	.51502	
#1	1.0189	1.0621	.98232	1.0432	.93550	1.0337	
#2	1.0218	1.0640	.98438	1.0406	.93980	1.0262	
IntStd	1	2	3	4	5	6	7
Mode	*Counts	NOTUSED	NOTUSED	NOTUSED	NOTUSED	NOTUSED	NOTUSED

Analysis Report 04/23/12 12:34:55 PM page 30

Elem	Y	--	--	--	--	--	--
Wavlen	371.030	--	--	--	--	--	--
Avge	42579	--	--	--	--	--	--
SDev	72.12489	--	--	--	--	--	--
%RSD	.1693908	--	--	--	--	--	--
#1	42528	--	--	--	--	--	--
#2	42630	--	--	--	--	--	--

Method: 20076010 Sample Name: 600-52933-b-14-h msd Operator: DCL
 Run Time: 04/23/12 12:34:58
 Comment: TRACE 61E
 Mode: CONC Corr. Factor: 1

Elem	Al3082	Sb2068	As1890	Ba4934	Be3130	B_2496	Cd2265
Units	ppm	ppm	ppm	ppm	ppm	ppm	ppm
Avge	10.887	1.0556	1.0525	1.0712	.50881	1.0812	.53377
SDev	.055	.0032	.0045	.0045	.00284	.0046	.00357
%RSD	.50071	.29865	.43049	.42471	.55748	.42704	.66885
#1	10.925	1.0578	1.0557	1.0744	.51082	1.0845	.53629
#2	10.848	1.0534	1.0493	1.0680	.50681	1.0780	.53124
Elem	Ca3179	Cr2677	Co2286	Cu3247	Fe2714	Li6707	Pb2203
Units	ppm	ppm	ppm	ppm	ppm	ppm	ppm
Avge	11.004	1.0100	1.0096	1.0268	11.170	.49050	1.0319
SDev	.069	.0064	.0058	.0044	.088	.00294	.0083
%RSD	.62753	.63232	.57690	.43117	.78356	.59928	.80904
#1	11.053	1.0145	1.0137	1.0299	11.232	.49258	1.0378
#2	10.955	1.0055	1.0055	1.0236	11.108	.48842	1.0260
Elem	Se1960	Mg2790	Mn2576	Mo2020	Ni2316	K_7664	Si2881
Units	ppm	ppm	ppm	ppm	ppm	ppm	ppm
Avge	1.0112	10.449	1.0304	1.0840	1.1043	10.830	3.2282
SDev	.0051	.076	.0059	.0010	.0078	.084	.0180
%RSD	.50117	.72711	.57179	.09049	.70243	.77993	.55840
#1	1.0148	10.503	1.0346	1.0833	1.1097	10.890	3.2409
#2	1.0076	10.395	1.0262	1.0847	1.0988	10.770	3.2154
Elem	Ag3280	Na3302	Na5889	Sr4215	Tl1908	Sn1899	Ti3349
Units	ppm	ppm	ppm	ppm	ppm	ppm	ppm
Avge	.52312	13.377	12.973	.53166	1.1066	1.0200	1.0811
SDev	.00338	.402	.064	.00230	.0022	.0088	.0050

file:///c:/tjadata/temp/a042312.TXT

%RSD	.64700	3.0071	.49599	.43317	.20182	.85929	.46590
#1	.52552	13.662	13.019	.53328	1.1082	1.0262	1.0846
#2	.52073	13.093	12.928	.53003	1.1050	1.0138	1.0775
Elem	V_2924	Zn2138	2203/1	2203/2	1960/1	1960/2	
Units	ppm	ppm	ppm	ppm	ppm	ppm	
Avge	1.0288	1.0728	.98906	1.0534	.94645	1.0436	
SDev	.0057	.0057	.00792	.0086	.01221	.0015	
%RSD	.55364	.53321	.80103	.81280	1.2901	.14341	
#1	1.0328	1.0769	.99466	1.0594	.95508	1.0446	
Analysis Report				04/23/12 12:38:54 PM		page 31	

#2	1.0248	1.0688	.98345	1.0473	.93781	1.0425	
IntStd	1	2	3	4	5	6	7
Mode	*Counts	NOTUSED	NOTUSED	NOTUSED	NOTUSED	NOTUSED	NOTUSED
Elem	Y	--	--	--	--	--	--
Wavlen	371.030	--	--	--	--	--	--
Avge	42441	--	--	--	--	--	--
SDev	342.2397	--	--	--	--	--	--
%RSD	.8063893	--	--	--	--	--	--
#1	42199	--	--	--	--	--	--
#2	42683	--	--	--	--	--	--

Method: 20076010 Sample Name: 600-53708-b-1-f Operator: DCL
Run Time: 04/23/12 12:38:57
Comment: TRACE 61E
Mode: CONC Corr. Factor: 1

Elem	Al3082	Sb2068	As1890	Ba4934	Be3130	B_2496	Cd2265
Units	ppm	ppm	ppm	ppm	ppm	ppm	ppm
Avge	1.8416	-.00004	.00159	.01088	-.00028	.01484	.00012
SDev	.0297	.00105	.00018	.00024	.00002	.00146	.00016
%RSD	1.6136	2466.2	11.369	2.2132	5.2914	9.8377	141.86
#1	1.8626	.00070	.00146	.01105	-.00027	.01587	.00023
#2	1.8206	-.00078	.00171	.01071	-.00030	.01380	-.00000
Elem	Ca3179	Cr2677	Co2286	Cu3247	Fe2714	Li6707	Pb2203
Units	ppm	ppm	ppm	ppm	ppm	ppm	ppm
Avge	.91873	.00191	.00073	-.00113	.78841	.00173	.00072
SDev	.00956	.00052	.00043	.00075	.02041	.00012	.00003
%RSD	1.0410	27.425	58.734	66.554	2.5894	6.8156	4.8148
#1	.92549	.00228	.00103	-.00060	.80284	.00181	.00070
#2	.91196	.00154	.00043	-.00166	.77397	.00164	.00075
Elem	Se1960	Mg2790	Mn2576	Mo2020	Ni2316	K_7664	Si2881
Units	ppm	ppm	ppm	ppm	ppm	ppm	ppm
Avge	.00093	.23616	.00295	.00403	.00054	.46173	2.8642
SDev	.00072	.00853	.00012	.00175	.00049	.04206	.0412
%RSD	77.782	3.6127	4.0366	43.497	89.731	9.1105	1.4393
#1	.00145	.24220	.00304	.00527	.00089	.49147	2.8933
#2	.00042	.23013	.00287	.00279	.00020	.43198	2.8350
Elem	Ag3280	Na3302	Na5889	Sr4215	Tl1908	Sn1899	Ti3349
Units	ppm	ppm	ppm	ppm	ppm	ppm	ppm



file:///c:/tjadata/temp/a042312.TXT

Avge	.00024	3.4084	3.0221	.00350	.00282	-.00026	.06237
SDev	.00007	.1442	.0331	.00008	.00200	.00088	.00141
%RSD	30.432	4.2300	1.0954	2.2703	71.053	335.79	2.2648

#1	.00019	3.5104	3.0455	.00356	.00424	.00036	.06336
#2	.00030	3.3065	2.9987	.00345	.00140	-.00089	.06137

Elem	V_2924	Zn2138	2203/1	2203/2	1960/1	1960/2	
Units	ppm	ppm	ppm	ppm	ppm	ppm	
Avge	.00286	-.00032	.00327	-.00055	.00090	.00095	

Analysis Report 04/23/12 12:42:51 PM page 32

SDev	.00049	.00008	.00024	.00017	.00147	.00182	
%RSD	17.021	26.298	7.2927	31.032	162.94	192.35	

#1	.00320	-.00026	.00344	-.00067	-.00014	.00224	
#2	.00251	-.00038	.00310	-.00043	.00194	-.00034	

IntStd	1	2	3	4	5	6	7
Mode	*Counts	NOTUSED	NOTUSED	NOTUSED	NOTUSED	NOTUSED	NOTUSED
Elem	Y	--	--	--	--	--	--
Wavlen	371.030	--	--	--	--	--	--
Avge	42530	--	--	--	--	--	--
SDev	300.5204	--	--	--	--	--	--
%RSD	.7065997	--	--	--	--	--	--

#1	42318	--	--	--	--	--	--
#2	42743	--	--	--	--	--	--

Method: 20076010 Sample Name: lb 600-77621/1-b Operator: DCL
Run Time: 04/23/12 12:42:55
Comment: TRACE 61E
Mode: CONC Corr. Factor: 1

Elem	Al3082	Sb2068	As1890	Ba4934	Be3130	B_2496	Cd2265
Units	ppm	ppm	ppm	ppm	ppm	ppm	ppm
Avge	.04244	-.00038	.00066	.00674	-.00042	.01126	-.00011
SDev	.00597	.00444	.00316	.00020	.00001	.00106	.00017
%RSD	14.061	1153.4	481.92	2.9385	2.6083	9.4101	156.40

#1	.04666	.00275	.00289	.00688	-.00041	.01201	-.00023
#2	.03822	-.00352	-.00158	.00660	-.00043	.01051	.00001

Elem	Ca3179	Cr2677	Co2286	Cu3247	Fe2714	Li6707	Pb2203
Units	ppm	ppm	ppm	ppm	ppm	ppm	ppm
Avge	.06417	.00031	-.00042	-.00020	.00887	.00111	.00118
SDev	.00051	.00045	.00048	.00085	.02292	.00002	.00076
%RSD	.79342	143.83	112.98	428.53	258.47	1.5441	64.471

#1	.06453	.00063	-.00076	.00040	-.00734	.00113	.00064
#2	.06381	-.00001	-.00009	-.00080	.02508	.00110	.00172

Elem	Se1960	Mg2790	Mn2576	Mo2020	Ni2316	K_7664	Si2881
Units	ppm	ppm	ppm	ppm	ppm	ppm	ppm
Avge	-.00034	.08856	.00020	.00095	-.00019	.47205	.01254
SDev	.00142	.00819	.00004	.00081	.00060	.03649	.00543
%RSD	416.56	9.2474	20.947	85.832	322.28	7.7309	43.284

#1	.00066	.09435	.00023	.00037	-.00061	.49785	.01638
#2	-.00134	.08277	.00017	.00152	.00024	.44624	.00870



file:///c:/tjadata/temp/a042312.TXT

Elem	Ag3280	Na3302	Na5889	Sr4215	Tl1908	Sn1899	Ti3349
Units	ppm	ppm	ppm	ppm	ppm	ppm	ppm
Avge	-.00053	177.97	137.53	.00014	-.00485	.00074	-.00009
SDev	.00046	1.47	1.01	.00005	.00129	.00148	.00019
%RSD	87.507	.82776	.73512	33.400	26.632	200.90	222.03
#1	-.00085	179.01	138.25	.00017	-.00576	.00178	.00005
#2	-.00020	176.93	136.82	.00010	-.00393	-.00031	-.00022

Analysis Report

04/23/12 12:46:49 PM

page 33

Elem	V_2924	Zn2138	2203/1	2203/2	1960/1	1960/2
Units	ppm	ppm	ppm	ppm	ppm	ppm
Avge	.00006	.00191	.00602	-.00124	-.00326	.00112
SDev	.00052	.00024	.00180	.00204	.00036	.00194
%RSD	836.02	12.647	29.899	165.41	11.058	173.31
#1	.00043	.00208	.00729	-.00268	-.00301	.00250
#2	-.00031	.00174	.00475	.00021	-.00352	-.00025

IntStd	1	2	3	4	5	6	7
Mode	*Counts	NOTUSED	NOTUSED	NOTUSED	NOTUSED	NOTUSED	NOTUSED
Elem	Y	--	--	--	--	--	--
Wavlen	371.030	--	--	--	--	--	--
Avge	41280	--	--	--	--	--	--
SDev	347.1894	--	--	--	--	--	--
%RSD	.8410495	--	--	--	--	--	--
#1	41035	--	--	--	--	--	--
#2	41526	--	--	--	--	--	--

Method: 20076010 Sample Name: 600-53219-a-1-e Operator: DCL
Run Time: 04/23/12 12:46:53
Comment: TRACE 61E
Mode: CONC Corr. Factor: 1

Elem	Al3082	Sb2068	As1890	Ba4934	Be3130	B_2496	Cd2265
Units	ppm	ppm	ppm	ppm	ppm	ppm	ppm
Avge	.13680	.00023	-.00007	.07710	-.00045	.32662	.00014
SDev	.00247	.00166	.00069	.00008	.00000	.00121	.00006
%RSD	1.8042	710.57	945.36	.10458	.81920	.36933	40.393
#1	.13854	-.00094	-.00056	.07716	-.00046	.32576	.00010
#2	.13505	.00141	.00041	.07704	-.00045	.32747	.00018

Elem	Ca3179	Cr2677	Co2286	Cu3247	Fe2714	Li6707	Pb2203
Units	ppm	ppm	ppm	ppm	ppm	ppm	ppm
Avge	11.349	.00119	.00056	.00896	1.2076	.00224	.00664
SDev	.042	.00001	.00003	.00016	.0148	.00009	.00056
%RSD	.37219	1.0252	5.1412	1.7716	1.2272	3.8547	8.4066
#1	11.379	.00120	.00054	.00907	1.2181	.00230	.00624
#2	11.319	.00118	.00058	.00885	1.1971	.00218	.00703

Elem	Se1960	Mg2790	Mn2576	Mo2020	Ni2316	K_7664	Si2881
Units	ppm	ppm	ppm	ppm	ppm	ppm	ppm
Avge	.00178	.74227	.05052	.00681	.00514	1.2837	3.4234
SDev	.00005	.01193	.00023	.00030	.00065	.0551	.0043
%RSD	2.8916	1.6070	.45168	4.3397	12.554	4.2951	.12617
#1	.00174	.75071	.05068	.00702	.00560	1.3227	3.4265



file:///c:/tjadata/temp/a042312.TXT

#2	.00181	.73384	.05036	.00660	.00469	1.2447	3.4204
Elem	Ag3280	Na3302	Na5889	Sr4215	Tl1908	Sn1899	Ti3349
Units	ppm	ppm	ppm	ppm	ppm	ppm	ppm
Avge	-.00014	72.705	62.696	.02699	-.00278	.00159	.00507
SDev	.00047	.140	.202	.00007	.00499	.00147	.00006
Analysis Report				04/23/12 12:50:48 PM		page 34	
%RSD	328.20	.19279	.32187	.24486	179.15	92.724	1.1745
#1	.00019	72.804	62.553	.02704	-.00631	.00263	.00511
#2	-.00047	72.606	62.838	.02694	.00074	.00055	.00502
Elem	V_2924	Zn2138	2203/1	2203/2	1960/1	1960/2	
Units	ppm	ppm	ppm	ppm	ppm	ppm	
Avge	.00169	.57797	.00814	.00588	-.00331	.00432	
SDev	.00015	.00151	.00030	.00069	.00087	.00036	
%RSD	8.8662	.26123	3.7046	11.660	26.340	8.3027	
#1	.00179	.57904	.00793	.00540	-.00392	.00457	
#2	.00158	.57690	.00835	.00637	-.00269	.00406	
IntStd	1	2	3	4	5	6	7
Mode	*Counts	NOTUSED	NOTUSED	NOTUSED	NOTUSED	NOTUSED	NOTUSED
Elem	Y	--	--	--	--	--	--
Wavlen	371.030	--	--	--	--	--	--
Avge	41783	--	--	--	--	--	--
SDev	403.0509	--	--	--	--	--	--
%RSD	.9646288	--	--	--	--	--	--
#1	41498	--	--	--	--	--	--
#2	42068	--	--	--	--	--	--

Method: 20076010 Sample Name: PDS 600-53560-a-1-e Operator: DCL
Run Time: 04/23/12 12:50:51
Comment: TRACE 61E
Mode: CONC Corr. Factor: 1

Elem	Al3082	Sb2068	As1890	Ba4934	Be3130	B_2496	Cd2265
Units	ppm	ppm	ppm	ppm	ppm	ppm	ppm
Avge	9.8621	.98389	1.0214	1.0341	.48024	1.0379	.50718
SDev	.0505	.00295	.0060	.0057	.00287	.0045	.00241
%RSD	.51243	.29992	.59193	.55235	.59804	.43289	.47409
#1	9.8978	.98598	1.0256	1.0382	.48227	1.0411	.50888
#2	9.8264	.98180	1.0171	1.0301	.47821	1.0347	.50548
Elem	Ca3179	Cr2677	Co2286	Cu3247	Fe2714	Li6707	Pb2203
Units	ppm	ppm	ppm	ppm	ppm	ppm	ppm
Avge	77.464	.96156	.95056	.99023	10.613	1.0477	.99663
SDev	.486	.00590	.00588	.00561	.074	.0067	.00346
%RSD	.62701	.61406	.61847	.56657	.70060	.63929	.34681
#1	77.807	.96573	.95472	.99420	10.666	1.0525	.99908
#2	77.120	.95738	.94640	.98626	10.561	1.0430	.99419
Elem	Se1960	Mg2790	Mn2576	Mo2020	Ni2316	K_7664	Si2881
Units	ppm	ppm	ppm	ppm	ppm	ppm	ppm
Avge	.98247	10.135	1.2305	1.0193	1.0401	12.965	1.2817
SDev	.00056	.069	.0067	.0031	.0081	.093	.0079
%RSD	.05743	.67682	.54722	.30174	.77863	.71693	.61975



file:///c:/tjadata/temp/a042312.TXT

#1	.98207	10.183	1.2353	1.0215	1.0458	13.030	1.2873
#2	.98286	10.086	1.2258	1.0171	1.0343	12.899	1.2761

Analysis Report

04/23/12 12:54:47 PM

page 35

Elem	Ag3280	Na3302	Na5889	Sr4215	Tl1908	Sn1899	Ti3349
Units	ppm	ppm	ppm	ppm	ppm	ppm	ppm
Avge	.50156	198.38	153.21	.65124	1.0782	.96881	1.0042
SDev	.00369	1.99	1.27	.00340	.0084	.00565	.0048
%RSD	.73500	1.0037	.82908	.52276	.77769	.58323	.47794

#1	.50416	199.79	154.11	.65364	1.0842	.97280	1.0076
#2	.49895	196.97	152.32	.64883	1.0723	.96481	1.0008

Elem	V_2924	Zn2138	2203/1	2203/2	1960/1	1960/2	
Units	ppm	ppm	ppm	ppm	ppm	ppm	
Avge	.98061	1.3366	.95098	1.0195	.91774	1.0148	
SDev	.00583	.0073	.01013	.0001	.00815	.0049	
%RSD	.59465	.54875	1.0657	.01150	.88848	.48514	

#1	.98474	1.3418	.95814	1.0195	.92350	1.0114	
#2	.97649	1.3314	.94381	1.0194	.91197	1.0183	

IntStd	1	2	3	4	5	6	7
Mode	*Counts	NOTUSED	NOTUSED	NOTUSED	NOTUSED	NOTUSED	NOTUSED
Elem	Y	--	--	--	--	--	--
Wavlen	371.030	--	--	--	--	--	--
Avge	41533	--	--	--	--	--	--
SDev	135.7645	--	--	--	--	--	--
%RSD	.3268834	--	--	--	--	--	--

#1	41437	--	--	--	--	--	--
#2	41629	--	--	--	--	--	--

Method: 20076010 Sample Name: SD 600-53560-a-1-e@5 Operator: DCL

Run Time: 04/23/12 12:54:50

Comment: TRACE 61E

Mode: CONC Corr. Factor: 1

Elem	Al3082	Sb2068	As1890	Ba4934	Be3130	B_2496	Cd2265
Units	ppm	ppm	ppm	ppm	ppm	ppm	ppm
Avge	.04543	.00147	.00056	.00658	-.00042	.00626	-.00006
SDev	.00300	.00200	.00042	.00009	.00003	.00021	.00002
%RSD	6.6043	136.24	74.112	1.4007	7.4610	3.3755	35.246

#1	.04331	.00288	.00085	.00652	-.00045	.00641	-.00007
#2	.04755	.00005	.00027	.00665	-.00040	.00611	-.00004

Elem	Ca3179	Cr2677	Co2286	Cu3247	Fe2714	Li6707	Pb2203
Units	ppm	ppm	ppm	ppm	ppm	ppm	ppm
Avge	13.787	.00020	.00004	-.00178	.09523	.00127	.00050
SDev	.056	.00029	.00048	.00038	.00994	.00009	.00144
%RSD	.40422	146.12	1134.3	21.109	10.441	7.0067	288.99

#1	13.826	-.00001	-.00030	-.00205	.08820	.00121	-.00052
#2	13.747	.00041	.00038	-.00151	.10226	.00133	.00152

Elem	Se1960	Mg2790	Mn2576	Mo2020	Ni2316	K_7664	Si2881
Units	ppm	ppm	ppm	ppm	ppm	ppm	ppm
Avge	.00040	.16255	.05106	.00314	.00047	.50901	.05277



file:///c:/tjadata/temp/a042312.TXT

SDev	.00485	.00513	.00008	.00056	.00013	.03513	.00064
%RSD	1202.4	3.1536	.15900	17.722	26.638	6.9011	1.2172

Analysis Report 04/23/12 12:58:45 PM page 36

#1	.00384	.15892	.05111	.00353	.00038	.48417	.05322
#2	-.00303	.16617	.05100	.00274	.00056	.53385	.05231
Elem	Ag3280	Na3302	Na5889	Sr4215	Tl1908	Sn1899	Ti3349
Units	ppm	ppm	ppm	ppm	ppm	ppm	ppm
Avge	-.00017	32.568	28.994	.03034	-.00107	.00081	-.00001
SDev	.00046	.079	.159	.00006	.00373	.00237	.00014
%RSD	268.22	.24263	.54898	.18735	347.70	294.35	931.83
#1	-.00050	32.623	29.107	.03038	-.00371	-.00087	-.00011
#2	.00016	32.512	28.882	.03030	.00157	.00249	.00008
Elem	V_2924	Zn2138	2203/1	2203/2	1960/1	1960/2	
Units	ppm	ppm	ppm	ppm	ppm	ppm	
Avge	-.00006	.06021	.00042	.00054	-.00522	.00322	
SDev	.00019	.00017	.00121	.00156	.00682	.00387	
%RSD	327.82	.28607	286.33	290.04	130.52	120.31	
#1	-.00019	.06033	-.00043	-.00056	-.00040	.00595	
#2	.00008	.06009	.00128	.00164	-.01004	.00048	
IntStd	1	2	3	4	5	6	7
Mode	*Counts	NOTUSED	NOTUSED	NOTUSED	NOTUSED	NOTUSED	NOTUSED
Elem	Y	--	--	--	--	--	--
Wavlen	371.030	--	--	--	--	--	--
Avge	42162	--	--	--	--	--	--
SDev	243.2447	--	--	--	--	--	--
%RSD	.5769289	--	--	--	--	--	--
#1	42334	--	--	--	--	--	--
#2	41990	--	--	--	--	--	--

Method: 20076010 Sample Name: CCV met0412ccv_00004 Operator: DCL
Run Time: 04/23/12 12:58:48
Comment: TRACE 61E
Mode: CONC Corr. Factor: 1

Elem	Al3082	Sb2068	As1890	Ba4934	Be3130	B_2496	Cd2265
Units	ppm	ppm	ppm	ppm	ppm	ppm	ppm
Avge	2.4514	.50744	.50453	.50864	.48805	.51296	.52293
SDev	.0025	.00061	.00173	.00036	.00008	.00057	.00014
%RSD	.10147	.11955	.34244	.07063	.01585	.11130	.02702
#1	2.4496	.50787	.50331	.50889	.48810	.51256	.52283
#2	2.4531	.50701	.50575	.50838	.48799	.51337	.52303
Elem	Ca3179	Cr2677	Co2286	Cu3247	Fe2714	Li6707	Pb2203
Units	ppm	ppm	ppm	ppm	ppm	ppm	ppm
Avge	12.571	.48460	.48357	.49349	2.6447	.47314	.50070
SDev	.011	.00001	.00081	.00005	.0234	.00058	.00127
%RSD	.08608	.00119	.16830	.00931	.88584	.12337	.25448
#1	12.563	.48461	.48299	.49352	2.6281	.47272	.49980
#2	12.578	.48460	.48414	.49345	2.6612	.47355	.50160
Elem	Se1960	Mg2790	Mn2576	Mo2020	Ni2316	K_7664	Si2881



file:///c:/tjadata/temp/a042312.TXT

Analysis Report

04/23/12 01:02:44 PM

page 37

Units	ppm	ppm	ppm	ppm	ppm	ppm	ppm
Avge	.49264	4.9878	.48908	.51500	.52945	12.561	.94912
SDev	.00434	.0106	.00027	.00042	.00067	.034	.00347
%RSD	.88022	.21190	.05546	.08073	.12555	.26783	.36528

#1	.48957	4.9803	.48928	.51470	.52992	12.538	.94667
#2	.49571	4.9952	.48889	.51529	.52898	12.585	.95158

Elem	Ag3280	Na3302	Na5889	Sr4215	Tl1908	Sn1899	Ti3349
Units	ppm	ppm	ppm	ppm	ppm	ppm	ppm
Avge	.24989	12.944	12.112	.25558	.54103	.49228	.50977
SDev	.00037	.063	.008	.00023	.00210	.00017	.00018
%RSD	.14927	.48503	.06536	.09120	.38774	.03403	.03629

#1	.24963	12.900	12.107	.25575	.53955	.49216	.50964
#2	.25015	12.989	12.118	.25542	.54252	.49240	.50990

Elem	V_2924	Zn2138	2203/1	2203/2	1960/1	1960/2
Units	ppm	ppm	ppm	ppm	ppm	ppm
Avge	.49655	.52451	.47653	.51279	.45718	.51042
SDev	.00067	.00011	.00180	.00281	.00128	.00587
%RSD	.13520	.02056	.37777	.54825	.27990	1.1490

#1	.49608	.52443	.47780	.51080	.45628	.50628
#2	.49703	.52459	.47525	.51478	.45809	.51457

IntStd	1	2	3	4	5	6	7
Mode	*Counts	NOTUSED	NOTUSED	NOTUSED	NOTUSED	NOTUSED	NOTUSED
Elem	Y	--	--	--	--	--	--
Wavlen	371.030	--	--	--	--	--	--
Avge	42028	--	--	--	--	--	--
SDev	229.1026	--	--	--	--	--	--
%RSD	.5451190	--	--	--	--	--	--
#1	42190	--	--	--	--	--	--
#2	41866	--	--	--	--	--	--

Method: 20076010 Sample Name: CCB Operator: DCL
Run Time: 04/23/12 13:02:47
Comment: TRACE 61E
Mode: CONC Corr. Factor: 1

Elem	Al3082	Sb2068	As1890	Ba4934	Be3130	B_2496	Cd2265
Units	ppm	ppm	ppm	ppm	ppm	ppm	ppm
Avge	.04504	-.00142	-.00054	.00007	-.00047	.00198	-.00005
SDev	.00807	.00412	.00075	.00023	.00002	.00193	.00013
%RSD	17.912	290.48	139.46	345.82	3.9026	97.533	274.96

#1	.03934	-.00434	-.00106	-.00010	-.00048	.00061	-.00014
#2	.05075	.00150	-.00001	.00023	-.00046	.00334	.00004

Elem	Ca3179	Cr2677	Co2286	Cu3247	Fe2714	Li6707	Pb2203
Units	ppm	ppm	ppm	ppm	ppm	ppm	ppm
Avge	-.01015	.00027	-.00054	-.00242	-.00098	.00100	-.00024
SDev	.00135	.00137	.00071	.00066	.04016	.00006	.00069
%RSD	13.275	501.12	129.83	27.056	4087.5	6.2814	283.13

Analysis Report

04/23/12 01:06:44 PM

page 38



file:///c:/tjadata/temp/a042312.TXT

#1	-.01110	-.00069	-.00104	-.00288	-.02938	.00096	.00024
#2	-.00919	.00124	-.00004	-.00196	.02741	.00105	-.00073
Elem	Se1960	Mg2790	Mn2576	Mo2020	Ni2316	K_7664	Si2881
Units	ppm	ppm	ppm	ppm	ppm	ppm	ppm
Avge	.00236	.07717	.00003	.00171	-.00015	.42582	-.00435
SDev	.00072	.00778	.00020	.00018	.00072	.04119	.00662
%RSD	30.423	10.076	655.31	10.489	495.32	9.6728	152.08

#1	.00185	.07167	-.00011	.00184	-.00065	.39669	-.00903
#2	.00286	.08267	.00017	.00158	.00036	.45494	.00033

Elem	Ag3280	Na3302	Na5889	Sr4215	Tl1908	Sn1899	Ti3349
Units	ppm	ppm	ppm	ppm	ppm	ppm	ppm
Avge	-.00032	-.02037	.04219	-.00007	.00221	-.00072	-.00008
SDev	.00136	.35033	.00436	.00011	.00049	.00069	.00034
%RSD	429.00	1719.6	10.334	144.07	22.338	95.151	438.66

#1	-.00128	-.26809	.03911	-.00015	.00256	-.00121	-.00032
#2	.00065	.22734	.04528	.00000	.00186	-.00024	.00016

Elem	V_2924	Zn2138	2203/1	2203/2	1960/1	1960/2	
Units	ppm	ppm	ppm	ppm	ppm	ppm	
Avge	.00021	.00053	.00205	-.00139	.00293	.00207	
SDev	.00124	.00019	.00242	.00225	.00132	.00042	
%RSD	598.31	36.418	118.14	161.58	44.989	20.135	

#1	-.00067	.00039	.00034	.00020	.00200	.00178	
#2	.00109	.00066	.00376	-.00298	.00386	.00237	

IntStd	1	2	3	4	5	6	7
Mode	*Counts	NOTUSED	NOTUSED	NOTUSED	NOTUSED	NOTUSED	NOTUSED
Elem	Y	--	--	--	--	--	--
Wavlen	371.030	--	--	--	--	--	--
Avge	41742	--	--	--	--	--	--
SDev	154.8564	--	--	--	--	--	--
%RSD	.3709890	--	--	--	--	--	--

#1	41851	--	--	--	--	--	--
#2	41632	--	--	--	--	--	--

Analysis Report

04/23/12 01:27:11 PM

page 1

Method: 20076010 Sample Name: mb 600-77700/1-a Operator: DCL

Run Time: 04/23/12 13:23:23

Comment: TRACE 61E

Mode: CONC Corr. Factor: 1

Elem	Al3082	Sb2068	As1890	Ba4934	Be3130	B_2496	Cd2265
Units	ppm	ppm	ppm	ppm	ppm	ppm	ppm
Avge	.06694	-.00334	.00121	.00026	-.00059	.00178	-.00002
SDev	.00027	.00035	.00103	.00007	.00000	.00081	.00014
%RSD	.40421	10.551	84.938	27.292	.53061	45.710	900.57

#1	.06675	-.00309	.00048	.00021	-.00059	.00236	.00008
#2	.06713	-.00359	.00194	.00031	-.00060	.00121	-.00011

Elem	Ca3179	Cr2677	Co2286	Cu3247	Fe2714	Li6707	Pb2203
Units	ppm	ppm	ppm	ppm	ppm	ppm	ppm



file:///c:/tjadata/temp/a042312.TXT

Avge	.03844	.00012	.00033	-.00184	.03516	.00108	.00012
SDev	.00087	.00024	.00041	.00007	.00588	.00001	.00074
%RSD	2.2645	202.25	125.23	3.7567	16.722	1.1001	618.19
#1	.03782	-.00005	.00061	-.00189	.03932	.00109	-.00040
#2	.03905	.00029	.00004	-.00179	.03101	.00107	.00064
Elem	Se1960	Mg2790	Mn2576	Mo2020	Ni2316	K_7664	Si2881
Units	ppm	ppm	ppm	ppm	ppm	ppm	ppm
Avge	.00128	.08380	.00010	.00052	.00004	.41203	-.00070
SDev	.00106	.00059	.00006	.00081	.00005	.00051	.00072
%RSD	82.870	.70457	59.213	156.95	113.04	.12373	102.87
#1	.00053	.08422	.00006	.00109	.00001	.41239	-.00019
#2	.00203	.08339	.00014	-.00006	.00007	.41167	-.00120
Elem	Ag3280	Na3302	Na5889	Sr4215	Tl1908	Sn1899	Ti3349
Units	ppm	ppm	ppm	ppm	ppm	ppm	ppm
Avge	.00035	.15432	.03944	.00022	-.00007	.00213	-.00003
SDev	.00037	.13283	.00010	.00002	.00090	.00172	.00020
%RSD	106.94	86.075	.25658	7.0869	1244.7	80.648	735.88
#1	.00061	.24825	.03951	.00023	.00056	.00335	-.00017
#2	.00008	.06040	.03937	.00021	-.00071	.00092	.00012
Elem	V_2924	Zn2138	2203/1	2203/2	1960/1	1960/2	
Units	ppm	ppm	ppm	ppm	ppm	ppm	
Avge	.00010	-.00032	.00233	-.00098	.00041	.00172	
SDev	.00007	.00006	.00117	.00053	.00187	.00253	
%RSD	72.628	20.109	50.443	53.443	460.66	147.04	
#1	.00015	-.00028	.00150	-.00136	.00173	-.00007	
#2	.00005	-.00037	.00316	-.00061	-.00092	.00351	
IntStd	1	2	3	4	5	6	7
Mode	*Counts	NOTUSED	NOTUSED	NOTUSED	NOTUSED	NOTUSED	NOTUSED
Elem	Y	--	--	--	--	--	--
Wavlen	371.030	--	--	--	--	--	--
Avge	41822	--	--	--	--	--	--
SDev	125.1579	--	--	--	--	--	--
%RSD	.2992597	--	--	--	--	--	--

Analysis Report

04/23/12 01:27:11 PM

page 2

#1	41734	--	--	--	--	--	--
#2	41911	--	--	--	--	--	--

Method: 20076010 Sample Name: lcs 600-77700/2-a Operator: DCL
Run Time: 04/23/12 13:27:14
Comment: TRACE 61E
Mode: CONC Corr. Factor: 1

Elem	Al3082	Sb2068	As1890	Ba4934	Be3130	B_2496	Cd2265
Units	ppm	ppm	ppm	ppm	ppm	ppm	ppm
Avge	9.9273	1.0512	1.0432	1.0630	.49232	1.0517	.53729
SDev	.0371	.0009	.0028	.0033	.00123	.0022	.00116
%RSD	.37347	.08425	.26572	.31082	.25084	.20774	.21622
#1	9.9536	1.0506	1.0451	1.0653	.49319	1.0533	.53811
#2	9.9011	1.0518	1.0412	1.0607	.49144	1.0502	.53647

file:///c:/tjadata/temp/a042312.TXT

Elem	Ca3179	Cr2677	Co2286	Cu3247	Fe2714	Li6707	Pb2203
Units	ppm	ppm	ppm	ppm	ppm	ppm	ppm
Avg	10.274	.99167	.98873	1.0107	10.737	.49122	1.0225
SDev	.030	.00295	.00238	.0044	.003	.00147	.0038
%RSD	.29183	.29764	.24103	.43703	.02434	.29982	.37309

#1	10.295	.99376	.99041	1.0138	10.739	.49226	1.0252
#2	10.252	.98958	.98704	1.0076	10.735	.49018	1.0198

Elem	Se1960	Mg2790	Mn2576	Mo2020	Ni2316	K_7664	Si2881
Units	ppm	ppm	ppm	ppm	ppm	ppm	ppm
Avg	.98747	10.137	1.0151	1.0651	1.0938	10.737	.97738
SDev	.00497	.026	.0028	.0018	.0040	.038	.00055
%RSD	.50334	.25389	.27333	.17034	.36977	.35208	.05592

#1	.98395	10.156	1.0170	1.0638	1.0966	10.764	.97776
#2	.99098	10.119	1.0131	1.0664	1.0909	10.711	.97699

Elem	Ag3280	Na3302	Na5889	Sr4215	Tl1908	Sn1899	Ti3349
Units	ppm	ppm	ppm	ppm	ppm	ppm	ppm
Avg	.52139	10.159	10.110	.53676	1.1270	.99310	1.0401
SDev	.00157	.179	.050	.00199	.0025	.00086	.0025
%RSD	.30049	1.7635	.49719	.37006	.22595	.08704	.24186

#1	.52250	10.032	10.145	.53817	1.1252	.99249	1.0419
#2	.52028	10.286	10.074	.53536	1.1288	.99371	1.0383

Elem	V_2924	Zn2138	2203/1	2203/2	1960/1	1960/2
Units	ppm	ppm	ppm	ppm	ppm	ppm
Avg	1.0143	1.0763	.95967	1.0539	.90342	1.0295
SDev	.0035	.0038	.00168	.0049	.00882	.0030
%RSD	.34935	.35432	.17523	.46318	.97654	.29571

#1	1.0168	1.0790	.96086	1.0573	.89718	1.0273
#2	1.0118	1.0736	.95848	1.0504	.90966	1.0316

IntStd	1	2	3	4	5	6	7
Mode	*Counts	NOTUSED	NOTUSED	NOTUSED	NOTUSED	NOTUSED	NOTUSED

Analysis Report 04/23/12 01:31:02 PM page 3

Elem	Y	--	--	--	--	--	--
Wavlen	371.030	--	--	--	--	--	--
Avg	41258	--	--	--	--	--	--
SDev	11.31371	--	--	--	--	--	--
%RSD	.0274219	--	--	--	--	--	--
#1	41266	--	--	--	--	--	--
#2	41250	--	--	--	--	--	--

Method: 20076010 Sample Name: 600-53904-b-1-b Operator: DCL
 Run Time: 04/23/12 13:31:05
 Comment: TRACE 61E
 Mode: CONC Corr. Factor: 1

Elem	Al3082	Sb2068	As1890	Ba4934	Be3130	B_2496	Cd2265
Units	ppm	ppm	ppm	ppm	ppm	ppm	ppm
Avg	.23198	.00001	.05737	.09842	-.00064	.61882	-.00013
SDev	.00094	.00222	.00005	.00018	.00001	.00132	.00015
%RSD	.40655	30230.	.08856	.17940	1.0284	.21380	115.25

file:///c:/tjadata/temp/a042312.TXT

#1	.23265	.00158	.05741	.09855	-.00065	.61976	-.00024
#2	.23132	-.00156	.05734	.09830	-.00064	.61789	-.00002
Elem	Ca3179	Cr2677	Co2286	Cu3247	Fe2714	Li6707	Pb2203
Units	ppm	ppm	ppm	ppm	ppm	ppm	ppm
Avg	77.686	.00065	-.00010	-.00219	2.9665	.01759	.00021
SDev	.221	.00027	.00008	.00016	.0012	.00009	.00080
%RSD	.28480	41.651	84.472	7.3514	.03972	.52822	386.30
#1	77.842	.00046	-.00004	-.00231	2.9656	.01752	.00077
#2	77.530	.00084	-.00016	-.00208	2.9673	.01765	-.00036
Elem	Se1960	Mg2790	Mn2576	Mo2020	Ni2316	K_7664	Si2881
Units	ppm	ppm	ppm	ppm	ppm	ppm	ppm
Avg	.00110	62.416	.08681	.01227	.00034	1.5567	10.305
SDev	.00105	.163	.00022	.00206	.00053	.0229	.037
%RSD	95.387	.26079	.24963	16.797	157.29	1.4721	.36293
#1	.00184	62.531	.08696	.01373	-.00004	1.5729	10.332
#2	.00036	62.301	.08666	.01081	.00072	1.5405	10.279
Elem	Ag3280	Na3302	Na5889	Sr4215	Tl1908	Sn1899	Ti3349
Units	ppm	ppm	ppm	ppm	ppm	ppm	ppm
Avg	-.00081	663.92	399.33	1.0148	.00426	-.00003	.00507
SDev	.00042	2.06	1.77	.0028	.00302	.00267	.00081
%RSD	51.718	.31094	.44396	.27641	70.950	10464.	16.011
#1	-.00111	665.38	400.59	1.0168	.00640	-.00191	.00565
#2	-.00052	662.46	398.08	1.0128	.00212	.00186	.00450
Elem	V_2924	Zn2138	2203/1	2203/2	1960/1	1960/2	
Units	ppm	ppm	ppm	ppm	ppm	ppm	
Avg	.00022	.00289	.00162	-.00050	-.00038	.00184	
SDev	.00005	.00142	.00000	.00119	.00252	.00031	
%RSD	21.864	49.266	.26271	238.26	663.73	16.985	
#1	.00019	.00188	.00163	.00034	.00140	.00206	

Analysis Report

04/23/12 01:34:53 PM

page 4

#2	.00025	.00389	.00162	-.00135	-.00216	.00162	
IntStd	1	2	3	4	5	6	7
Mode	*Counts	NOTUSED	NOTUSED	NOTUSED	NOTUSED	NOTUSED	NOTUSED
Elem	Y	--	--	--	--	--	--
Wavlen	371.030	--	--	--	--	--	--
Avg	39826	--	--	--	--	--	--
SDev	156.2706	--	--	--	--	--	--
%RSD	.3923883	--	--	--	--	--	--
#1	39715	--	--	--	--	--	--
#2	39936	--	--	--	--	--	--

Method: 20076010 Sample Name: 600-53904-b-2-b Operator: DCL
Run Time: 04/23/12 13:34:56
Comment: TRACE 61E
Mode: CONC Corr. Factor: 1

Elem	Al3082	Sb2068	As1890	Ba4934	Be3130	B_2496	Cd2265
Units	ppm	ppm	ppm	ppm	ppm	ppm	ppm
Avg	3.2788	-.00173	.07722	.22730	-.00051	.51928	-.00016



file:///c:/tjadata/temp/a042312.TXT

SDev	.0125	.00321	.00022	.00068	.00000	.00120	.00009
%RSD	.38202	185.23	.27974	.29710	.33780	.23005	54.915
#1	3.2877	-.00400	.07707	.22778	-.00051	.52012	-.00022
#2	3.2700	.00054	.07737	.22682	-.00050	.51843	-.00010
Elem	Ca3179	Cr2677	Co2286	Cu3247	Fe2714	Li6707	Pb2203
Units	ppm	ppm	ppm	ppm	ppm	ppm	ppm
Avg	60.854	.00311	.00097	.00077	3.5874	.02038	.00117
SDev	.216	.00001	.00017	.00002	.0158	.00014	.00073
%RSD	.35546	.43252	17.605	2.8639	.44064	.68730	62.653
#1	61.007	.00310	.00109	.00079	3.5986	.02047	.00168
#2	60.701	.00311	.00085	.00076	3.5762	.02028	.00065
Elem	Se1960	Mg2790	Mn2576	Mo2020	Ni2316	K_7664	Si2881
Units	ppm	ppm	ppm	ppm	ppm	ppm	ppm
Avg	.00300	44.371	.18692	.00825	.00272	2.2550	15.828
SDev	.00097	.157	.00044	.00034	.00037	.0376	.035
%RSD	32.489	.35404	.23710	4.0979	13.563	1.6686	.22376
#1	.00231	44.482	.18724	.00849	.00246	2.2816	15.853
#2	.00369	44.260	.18661	.00801	.00298	2.2284	15.803
Elem	Ag3280	Na3302	Na5889	Sr4215	Tl1908	Sn1899	Ti3349
Units	ppm	ppm	ppm	ppm	ppm	ppm	ppm
Avg	-.00009	507.86	324.13	.78068	.00012	.00137	.12390
SDev	.00023	2.65	1.68	.00247	.00078	.00115	.00015
%RSD	257.07	.52206	.51791	.31683	646.18	83.826	.12430
#1	.00007	509.74	325.31	.78242	-.00043	.00219	.12401
#2	-.00025	505.99	322.94	.77893	.00067	.00056	.12379
Elem	V_2924	Zn2138	2203/1	2203/2	1960/1	1960/2	
Units	ppm	ppm	ppm	ppm	ppm	ppm	
Avg	.00571	.00638	.00139	.00105	.00334	.00283	

Analysis Report

04/23/12 01:38:43 PM

page 5

SDev	.00003	.00017	.00137	.00041	.00171	.00061	
%RSD	.49518	2.6170	98.059	39.202	50.998	21.550	
#1	.00569	.00649	.00236	.00134	.00214	.00240	
#2	.00573	.00626	.00043	.00076	.00455	.00326	
IntStd	1	2	3	4	5	6	7
Mode	*Counts	NOTUSED	NOTUSED	NOTUSED	NOTUSED	NOTUSED	NOTUSED
Elem	Y	--	--	--	--	--	--
Wavlen	371.030	--	--	--	--	--	--
Avg	40437	--	--	--	--	--	--
SDev	255.9727	--	--	--	--	--	--
%RSD	.6330159	--	--	--	--	--	--
#1	40256	--	--	--	--	--	--
#2	40618	--	--	--	--	--	--

Method: 20076010 Sample Name: 600-53904-b-3-b Operator: DCL
Run Time: 04/23/12 13:38:47
Comment: TRACE 61E
Mode: CONC Corr. Factor: 1

Elem	Al3082	Sb2068	As1890	Ba4934	Be3130	B_2496	Cd2265
------	--------	--------	--------	--------	--------	--------	--------



file:///c:/tjadata/temp/a042312.TXT

Units	ppm	ppm	ppm	ppm	ppm	ppm	ppm
Avg	5.7982	-.00132	.00267	.11421	-.00038	.43282	.00001
SDev	.0671	.00048	.00219	.00087	.00001	.00366	.00005
%RSD	1.1575	36.630	81.922	.76453	3.8691	.84620	413.56
#1	5.8457	-.00098	.00422	.11482	-.00039	.43541	.00004
#2	5.7508	-.00166	.00112	.11359	-.00037	.43023	-.00002
Elem	Ca3179	Cr2677	Co2286	Cu3247	Fe2714	Li6707	Pb2203
Units	ppm	ppm	ppm	ppm	ppm	ppm	ppm
Avg	64.222	.00515	.00200	.00398	3.7546	.03972	.00140
SDev	.485	.00034	.00029	.00008	.0230	.00039	.00029
%RSD	.75497	6.5079	14.444	1.9613	.61313	.98896	20.685
#1	64.565	.00538	.00220	.00404	3.7709	.04000	.00119
#2	63.880	.00491	.00179	.00393	3.7383	.03944	.00160
Elem	Se1960	Mg2790	Mn2576	Mo2020	Ni2316	K_7664	Si2881
Units	ppm	ppm	ppm	ppm	ppm	ppm	ppm
Avg	.00116	37.940	.29489	.00585	.00377	6.9784	21.845
SDev	.00141	.316	.00205	.00087	.00077	.0852	.221
%RSD	122.12	.83407	.69645	14.830	20.464	1.2213	1.0095
#1	.00016	38.164	.29635	.00647	.00432	7.0387	22.001
#2	.00216	37.716	.29344	.00524	.00323	6.9182	21.689
Elem	Ag3280	Na3302	Na5889	Sr4215	Tl1908	Sn1899	Ti3349
Units	ppm	ppm	ppm	ppm	ppm	ppm	ppm
Avg	-.00005	406.07	273.10	.71269	-.00009	.00057	.22778
SDev	.00033	3.66	2.04	.00500	.00243	.00093	.00166
%RSD	645.38	.90123	.74810	.70180	2637.8	161.94	.72905
#1	-.00029	408.65	274.54	.71622	.00163	-.00008	.22660
#2	.00018	403.48	271.65	.70915	-.00181	.00123	.22895

Analysis Report

04/23/12 01:42:35 PM

page 6

Elem	V_2924	Zn2138	2203/1	2203/2	1960/1	1960/2	
Units	ppm	ppm	ppm	ppm	ppm	ppm	
Avg	.01368	.01065	.00257	.00081	-.00054	.00201	
SDev	.00030	.00009	.00051	.00069	.00177	.00300	
%RSD	2.2094	.87136	19.785	84.827	328.60	149.79	
#1	.01390	.01071	.00293	.00032	.00071	-.00012	
#2	.01347	.01058	.00221	.00130	-.00179	.00413	
IntStd	1	2	3	4	5	6	7
Mode	*Counts	NOTUSED	NOTUSED	NOTUSED	NOTUSED	NOTUSED	NOTUSED
Elem	Y	--	--	--	--	--	--
Wavlen	371.030	--	--	--	--	--	--
Avg	40800	--	--	--	--	--	--
SDev	278.6001	--	--	--	--	--	--
%RSD	.6828433	--	--	--	--	--	--
#1	40603	--	--	--	--	--	--
#2	40997	--	--	--	--	--	--

Method: 20076010 Sample Name: 600-53904-b-4-b Operator: DCL

Run Time: 04/23/12 13:42:38

Comment: TRACE 61E

Mode: CONC Corr. Factor: 1

file:///c:/tjadata/temp/a042312.TXT

Elem	Al3082	Sb2068	As1890	Ba4934	Be3130	B_2496	Cd2265
Units	ppm	ppm	ppm	ppm	ppm	ppm	ppm
Avg	.13108	-.00086	.02898	.08228	-.00069	.37268	.00048
SDev	.00187	.00168	.00222	.00082	.00001	.00406	.00005
%RSD	1.4276	195.16	7.6777	1.0002	1.2119	1.0904	10.035
#1	.13241	.00033	.03055	.08287	-.00070	.37555	.00052
#2	.12976	-.00205	.02740	.08170	-.00069	.36981	.00045
Elem	Ca3179	Cr2677	Co2286	Cu3247	Fe2714	Li6707	Pb2203
Units	ppm	ppm	ppm	ppm	ppm	ppm	ppm
Avg	52.828	.00014	.00063	-.00196	.71629	.01937	.00028
SDev	.569	.00013	.00008	.00015	.00729	.00021	.00071
%RSD	1.0763	95.868	13.370	7.7393	1.0173	1.0976	255.86
#1	53.230	.00004	.00069	-.00185	.72144	.01953	.00078
#2	52.426	.00023	.00057	-.00206	.71114	.01922	-.00023
Elem	Se1960	Mg2790	Mn2576	Mo2020	Ni2316	K_7664	Si2881
Units	ppm	ppm	ppm	ppm	ppm	ppm	ppm
Avg	.00070	34.520	.09441	.00803	.00052	1.4418	9.4143
SDev	.00033	.387	.00100	.00039	.00012	.0284	.1111
%RSD	46.938	1.1197	1.0552	4.8021	23.794	1.9667	1.1806
#1	.00093	34.793	.09511	.00776	.00043	1.4619	9.4929
#2	.00047	34.247	.09370	.00830	.00061	1.4218	9.3357
Elem	Ag3280	Na3302	Na5889	Sr4215	Tl1908	Sn1899	Ti3349
Units	ppm	ppm	ppm	ppm	ppm	ppm	ppm
Avg	-.00005	410.39	276.94	.62072	-.00056	-.00007	.00128
SDev	.00049	4.18	2.92	.00646	.00319	.00101	.00018
Analysis Report				04/23/12 01:46:26 PM		page 7	
%RSD	933.49	1.0196	1.0561	1.0400	569.22	1349.1	14.033
#1	.00029	413.35	279.01	.62529	.00169	-.00079	.00141
#2	-.00040	407.43	274.87	.61616	-.00281	.00064	.00115
Elem	V_2924	Zn2138	2203/1	2203/2	1960/1	1960/2	
Units	ppm	ppm	ppm	ppm	ppm	ppm	
Avg	.00094	.00103	.00273	-.00095	.00297	-.00044	
SDev	.00020	.00005	.00024	.00119	.00283	.00092	
%RSD	21.361	4.4407	8.7555	125.73	94.998	209.26	
#1	.00080	.00106	.00256	-.00010	.00497	-.00109	
#2	.00109	.00099	.00290	-.00179	.00098	.00021	
IntStd	1	2	3	4	5	6	7
Mode	*Counts	NOTUSED	NOTUSED	NOTUSED	NOTUSED	NOTUSED	NOTUSED
Elem	Y	--	--	--	--	--	--
Wavlen	371.030	--	--	--	--	--	--
Avg	40340	--	--	--	--	--	--
SDev	232.6381	--	--	--	--	--	--
%RSD	.5766863	--	--	--	--	--	--
#1	40176	--	--	--	--	--	--
#2	40505	--	--	--	--	--	--

Method: 20076010 Sample Name: 600-53904-b-5-b Operator: DCL
Run Time: 04/23/12 13:46:29



file:///c:/tjadata/temp/a042312.TXT

Comment: TRACE 61E

Mode: CONC Corr. Factor: 1

Elem	Al3082	Sb2068	As1890	Ba4934	Be3130	B_2496	Cd2265
Units	ppm	ppm	ppm	ppm	ppm	ppm	ppm
Avge	1.4064	-.00016	.00348	.10725	-.00065	.47778	.00004
SDev	.0123	.00091	.00051	.00036	.00001	.00163	.00003
%RSD	.87536	562.79	14.508	.33832	.88136	.34107	79.474

#1	1.4151	.00048	.00384	.10751	-.00065	.47894	.00006
#2	1.3977	-.00080	.00313	.10700	-.00064	.47663	.00002

Elem	Ca3179	Cr2677	Co2286	Cu3247	Fe2714	Li6707	Pb2203
Units	ppm	ppm	ppm	ppm	ppm	ppm	ppm
Avge	61.321	.00121	.00069	-.00043	.99988	.02305	.00104
SDev	.294	.00019	.00028	.00021	.01327	.00009	.00027
%RSD	.47989	15.452	41.185	48.880	1.3276	.40409	25.659

#1	61.529	.00134	.00089	-.00028	1.0093	.02311	.00085
#2	61.113	.00108	.00049	-.00058	.99049	.02298	.00123

Elem	Se1960	Mg2790	Mn2576	Mo2020	Ni2316	K_7664	Si2881
Units	ppm	ppm	ppm	ppm	ppm	ppm	ppm
Avge	.00149	43.230	.14442	.00210	.00148	1.9514	12.493
SDev	.00343	.224	.00068	.00031	.00049	.0172	.060
%RSD	230.52	.51780	.47293	14.942	33.378	.88346	.48088

#1	-.00094	43.388	.14490	.00232	.00113	1.9636	12.536
#2	.00392	43.072	.14393	.00188	.00183	1.9392	12.451

Analysis Report

04/23/12 01:50:17 PM

page 8

Elem	Ag3280	Na3302	Na5889	Sr4215	Tl1908	Sn1899	Ti3349
Units	ppm	ppm	ppm	ppm	ppm	ppm	ppm
Avge	-.00044	530.78	337.84	.80581	-.00127	-.00087	.04962
SDev	.00005	1.33	.55	.00244	.00363	.00016	.00256
%RSD	11.758	.25106	.16159	.30256	286.68	18.804	5.1648

#1	-.00048	531.72	338.23	.80754	-.00384	-.00098	.04781
#2	-.00040	529.84	337.45	.80409	.00130	-.00075	.05144

Elem	V_2924	Zn2138	2203/1	2203/2	1960/1	1960/2
Units	ppm	ppm	ppm	ppm	ppm	ppm
Avge	.00229	.00295	.00250	.00031	.00506	-.00029
SDev	.00013	.00006	.00047	.00064	.00046	.00492
%RSD	5.8042	2.0793	18.976	208.17	9.1772	1667.6

#1	.00220	.00291	.00284	-.00014	.00473	-.00377
#2	.00238	.00299	.00217	.00076	.00539	.00318

IntStd	1	2	3	4	5	6	7
Mode	*Counts	NOTUSED	NOTUSED	NOTUSED	NOTUSED	NOTUSED	NOTUSED
Elem	Y	--	--	--	--	--	--
Wavlen	371.030	--	--	--	--	--	--
Avge	40043	--	--	--	--	--	--
SDev	5.656854	--	--	--	--	--	--
%RSD	.0141269	--	--	--	--	--	--

#1	40039	--	--	--	--	--	--
#2	40047	--	--	--	--	--	--



file:///c:/tjadata/temp/a042312.TXT

Method: 20076010 Sample Name: 600-53904-b-6-d Operator: DCL
 Run Time: 04/23/12 13:50:21
 Comment: TRACE 61E
 Mode: CONC Corr. Factor: 1

Elem	Al3082	Sb2068	As1890	Ba4934	Be3130	B_2496	Cd2265
Units	ppm	ppm	ppm	ppm	ppm	ppm	ppm
Avg	.86950	-.00324	.00056	.17388	-.00065	.55549	-.00004
SDev	.00299	.00267	.00027	.00022	.00001	.00262	.00008
%RSD	.34398	82.446	48.131	.12831	.78496	.47074	230.02

#1	.86738	-.00513	.00075	.17404	-.00064	.55734	-.00009
#2	.87161	-.00135	.00037	.17372	-.00065	.55364	.00002

Elem	Ca3179	Cr2677	Co2286	Cu3247	Fe2714	Li6707	Pb2203
Units	ppm	ppm	ppm	ppm	ppm	ppm	ppm
Avg	102.90	.00049	.00085	-.00176	.89788	.03900	.00104
SDev	.11	.00019	.00023	.00043	.01533	.00013	.00008
%RSD	.10207	38.224	26.811	24.330	1.7074	.32781	7.4705

#1	102.98	.00036	.00069	-.00206	.88704	.03909	.00098
#2	102.83	.00062	.00102	-.00146	.90872	.03891	.00109

Elem	Se1960	Mg2790	Mn2576	Mo2020	Ni2316	K_7664	Si2881
Units	ppm	ppm	ppm	ppm	ppm	ppm	ppm
Avg	.00056	64.830	.33039	.00142	.00100	2.7110	11.882
SDev	.00117	.075	.00029	.00012	.00062	.0019	.020
%RSD	209.35	.11566	.08682	8.4326	61.831	.06971	.16916

Analysis Report 04/23/12 01:54:09 PM page 9

#1	-.00027	64.883	.33060	.00151	.00056	2.7097	11.896
#2	.00139	64.777	.33019	.00134	.00144	2.7124	11.868

Elem	Ag3280	Na3302	Na5889	Sr4215	Tl1908	Sn1899	Ti3349
Units	ppm	ppm	ppm	ppm	ppm	ppm	ppm
Avg	-.00013	661.49	399.52	1.2415	.00160	.00135	.01976
SDev	.00055	2.74	1.57	.0019	.00133	.00007	.00095
%RSD	414.48	.41419	.39411	.15246	83.209	4.9176	4.7978

#1	-.00052	663.42	400.63	1.2428	.00066	.00140	.02043
#2	.00025	659.55	398.40	1.2401	.00254	.00131	.01909

Elem	V_2924	Zn2138	2203/1	2203/2	1960/1	1960/2
Units	ppm	ppm	ppm	ppm	ppm	ppm
Avg	.00273	.00214	.00269	.00021	.00013	.00077
SDev	.00007	.00003	.00195	.00109	.00177	.00264
%RSD	2.5492	1.2564	72.498	511.59	1326.1	342.13

#1	.00268	.00212	.00407	-.00056	.00139	-.00110
#2	.00278	.00216	.00131	.00099	-.00112	.00264

IntStd	1	2	3	4	5	6	7
Mode	*Counts	NOTUSED	NOTUSED	NOTUSED	NOTUSED	NOTUSED	NOTUSED
Elem	Y	--	--	--	--	--	--
Wavlen	371.030	--	--	--	--	--	--
Avg	39904	--	--	--	--	--	--
SDev	33.23402	--	--	--	--	--	--
%RSD	.0832860	--	--	--	--	--	--
#1	39927	--	--	--	--	--	--

file:///c:/tjadata/temp/a042312.TXT

Elem	Al3082	Sb2068	As1890	Ba4934	Be3130	B_2496	Cd2265
Units	ppm	ppm	ppm	ppm	ppm	ppm	ppm
Avge	1.0676	.00028	.00304	.17866	-.00066	.56567	.00003
SDev	.0070	.00127	.00148	.00058	.00000	.00330	.00007
%RSD	.65747	452.47	48.672	.32668	.39768	.58402	252.64
#1	1.0726	.00118	.00199	.17907	-.00066	.56800	.00008
#2	1.0627	-.00062	.00409	.17824	-.00066	.56333	-.00002
Elem	Ca3179	Cr2677	Co2286	Cu3247	Fe2714	Li6707	Pb2203
Units	ppm	ppm	ppm	ppm	ppm	ppm	ppm
Avge	104.42	.00096	.00120	-.00187	1.0580	.03969	.00205
SDev	.41	.00027	.00020	.00002	.0117	.00016	.00064
%RSD	.38955	27.929	16.905	1.2499	1.1101	.40861	31.224
#1	104.71	.00077	.00134	-.00185	1.0663	.03980	.00250
#2	104.14	.00115	.00106	-.00188	1.0497	.03957	.00160
Elem	Se1960	Mg2790	Mn2576	Mo2020	Ni2316	K_7664	Si2881
Analysis Report							
				04/23/12 01:58:00 PM		page 10	
Units	ppm	ppm	ppm	ppm	ppm	ppm	ppm
Avge	.00219	65.836	.33627	.00189	.00170	2.8020	12.487
SDev	.00018	.286	.00121	.00004	.00112	.0402	.067
%RSD	8.0276	.43396	.35858	2.1907	65.709	1.4331	.53926
#1	.00232	66.038	.33712	.00186	.00249	2.8304	12.535
#2	.00207	65.634	.33542	.00192	.00091	2.7736	12.439
Elem	Ag3280	Na3302	Na5889	Sr4215	Tl1908	Sn1899	Ti3349
Units	ppm	ppm	ppm	ppm	ppm	ppm	ppm
Avge	.00027	671.22	402.93	1.2615	-.00085	.00095	.02751
SDev	.00023	4.16	2.48	.0041	.00503	.00110	.00097
%RSD	85.813	.61936	.61627	.32573	594.78	115.84	3.5310
#1	.00044	674.16	404.69	1.2644	-.00440	.00172	.02820
#2	.00011	668.28	401.18	1.2586	.00271	.00017	.02683
Elem	V_2924	Zn2138	2203/1	2203/2	1960/1	1960/2	
Units	ppm	ppm	ppm	ppm	ppm	ppm	
Avge	.00337	.00478	.00521	.00047	.00614	.00022	
SDev	.00029	.00004	.00000	.00096	.00232	.00090	
%RSD	8.5376	.87666	.06427	204.72	37.897	403.36	
#1	.00357	.00475	.00521	.00115	.00778	-.00041	
#2	.00317	.00481	.00522	-.00021	.00449	.00086	
IntStd	1	2	3	4	5	6	7
Mode	*Counts	NOTUSED	NOTUSED	NOTUSED	NOTUSED	NOTUSED	NOTUSED
Elem	Y	--	--	--	--	--	--
Wavlen	371.030	--	--	--	--	--	--
Avge	39817	--	--	--	--	--	--
SDev	162.6346	--	--	--	--	--	--

file:///c:/tjadata/temp/a042312.TXT

%RSD	.4084551	--	--	--	--	--	--
#1	39702	--	--	--	--	--	--
#2	39932	--	--	--	--	--	--

Method: 20076010 Sample Name: 600-53904-b-6-f ms Operator: DCL
Run Time: 04/23/12 13:58:03
Comment: TRACE 61E
Mode: CONC Corr. Factor: 1

Elem	Al3082	Sb2068	As1890	Ba4934	Be3130	B_2496	Cd2265
Units	ppm	ppm	ppm	ppm	ppm	ppm	ppm
Avge	11.282	1.0887	1.0819	1.2358	.48969	1.6535	.52433
SDev	.077	.0080	.0056	.0074	.00254	.0072	.00288
%RSD	.68593	.73852	.52042	.60004	.51919	.43828	.54930

#1	11.336	1.0944	1.0859	1.2411	.49149	1.6586	.52637
#2	11.227	1.0831	1.0780	1.2306	.48789	1.6484	.52230

Elem	Ca3179	Cr2677	Co2286	Cu3247	Fe2714	Li6707	Pb2203
Units	ppm	ppm	ppm	ppm	ppm	ppm	ppm
Avge	113.30	.97708	.97497	1.0173	11.557	.62404	1.0182
SDev	.64	.00544	.00546	.0061	.049	.00408	.0080
%RSD	.56467	.55672	.55967	.59732	.41988	.65355	.78696

Analysis Report 04/23/12 02:01:51 PM page 11

#1	113.75	.98093	.97883	1.0216	11.591	.62692	1.0239
#2	112.84	.97323	.97111	1.0130	11.523	.62115	1.0126

Elem	Se1960	Mg2790	Mn2576	Mo2020	Ni2316	K_7664	Si2881
Units	ppm	ppm	ppm	ppm	ppm	ppm	ppm
Avge	1.0060	75.080	1.3434	1.0936	1.0791	17.948	13.064
SDev	.0084	.435	.0077	.0030	.0053	.126	.084
%RSD	.83210	.57975	.57333	.27567	.49168	.70350	.64074

#1	1.0119	75.388	1.3489	1.0957	1.0829	18.037	13.123
#2	1.0001	74.772	1.3380	1.0914	1.0754	17.859	13.005

Elem	Ag3280	Na3302	Na5889	Sr4215	Tl1908	Sn1899	Ti3349
Units	ppm	ppm	ppm	ppm	ppm	ppm	ppm
Avge	.53849	677.41	407.42	1.7972	1.1586	1.0124	1.0706
SDev	.00292	4.46	2.14	.0105	.0033	.0080	.0065
%RSD	.54189	.65797	.52513	.58662	.28742	.79011	.60482

#1	.54056	680.56	408.93	1.8047	1.1610	1.0181	1.0752
#2	.53643	674.25	405.91	1.7898	1.1563	1.0068	1.0660

Elem	V_2924	Zn2138	2203/1	2203/2	1960/1	1960/2
Units	ppm	ppm	ppm	ppm	ppm	ppm
Avge	1.0177	1.0886	.95020	1.0523	.91701	1.0505
SDev	.0062	.0063	.00193	.0111	.00408	.0105
%RSD	.61106	.58107	.20327	1.0505	.44503	1.0010

#1	1.0221	1.0931	.95157	1.0601	.91989	1.0579
#2	1.0134	1.0841	.94884	1.0445	.91412	1.0430

IntStd	1	2	3	4	5	6	7
Mode	*Counts	NOTUSED	NOTUSED	NOTUSED	NOTUSED	NOTUSED	NOTUSED
Elem	Y	--	--	--	--	--	--

file:///c:/tjadata/temp/a042312.TXT

Wavlen	371.030	--	--	--	--	--	--
Avge	40014	--	--	--	--	--	--
SDev	145.6640	--	--	--	--	--	--
%RSD	.3640326	--	--	--	--	--	--
#1	39911	--	--	--	--	--	--
#2	40117	--	--	--	--	--	--

Method: 20076010 Sample Name: CCV met0412ccv_00004 Operator: DCL
Run Time: 04/23/12 14:01:53
Comment: TRACE 61E
Mode: CONC Corr. Factor: 1

Elem	Al3082	Sb2068	As1890	Ba4934	Be3130	B_2496	Cd2265
Units	ppm	ppm	ppm	ppm	ppm	ppm	ppm
Avge	2.4355	.51262	.50294	.51474	.47400	.51638	.52874
SDev	.0125	.00198	.00246	.00241	.00233	.00324	.00262
%RSD	.51291	.38622	.48834	.46755	.49149	.62774	.49603
#1	2.4443	.51402	.50468	.51644	.47564	.51868	.53060
#2	2.4266	.51122	.50121	.51303	.47235	.51409	.52689

Analysis Report

04/23/12 02:05:41 PM

page 12

Elem	Ca3179	Cr2677	Co2286	Cu3247	Fe2714	Li6707	Pb2203
Units	ppm	ppm	ppm	ppm	ppm	ppm	ppm
Avge	12.464	.47610	.47519	.48346	2.6637	.48072	.49779
SDev	.064	.00231	.00251	.00217	.0129	.00297	.00397
%RSD	.51275	.48575	.52735	.44978	.48450	.61825	.79726
#1	12.509	.47773	.47696	.48500	2.6728	.48283	.50060
#2	12.418	.47446	.47342	.48192	2.6546	.47862	.49498

Elem	Se1960	Mg2790	Mn2576	Mo2020	Ni2316	K_7664	Si2881
Units	ppm	ppm	ppm	ppm	ppm	ppm	ppm
Avge	.48711	4.9218	.48484	.51408	.54467	12.726	.94814
SDev	.00429	.0309	.00234	.00229	.00247	.113	.00391
%RSD	.88159	.62748	.48177	.44490	.45350	.89104	.41268
#1	.49015	4.9437	.48649	.51569	.54641	12.806	.95091
#2	.48408	4.9000	.48319	.51246	.54292	12.646	.94537

Elem	Ag3280	Na3302	Na5889	Sr4215	Tl1908	Sn1899	Ti3349
Units	ppm	ppm	ppm	ppm	ppm	ppm	ppm
Avge	.24916	13.041	12.348	.25854	.55780	.48596	.50822
SDev	.00123	.087	.082	.00096	.00445	.00326	.00241
%RSD	.49317	.66413	.66005	.37100	.79717	.67050	.47417
#1	.25002	13.102	12.406	.25922	.56095	.48826	.50992
#2	.24829	12.980	12.291	.25787	.55466	.48365	.50651

Elem	V_2924	Zn2138	2203/1	2203/2	1960/1	1960/2
Units	ppm	ppm	ppm	ppm	ppm	ppm
Avge	.48896	.52787	.46484	.51426	.44581	.50782
SDev	.00209	.00243	.00384	.00403	.00380	.00454
%RSD	.42739	.46086	.82623	.78417	.85178	.89462
#1	.49044	.52959	.46756	.51712	.44849	.51104
#2	.48748	.52615	.46213	.51141	.44312	.50461

file:///c:/tjadata/temp/a042312.TXT

IntStd	1	2	3	4	5	6	7
Mode	*Counts	NOTUSED	NOTUSED	NOTUSED	NOTUSED	NOTUSED	NOTUSED
Elem	Y	--	--	--	--	--	--
Wavlen	371.030	--	--	--	--	--	--
Avge	41802	--	--	--	--	--	--
SDev	285.6711	--	--	--	--	--	--
%RSD	.6833911	--	--	--	--	--	--
#1	41600	--	--	--	--	--	--
#2	42004	--	--	--	--	--	--

Method: 20076010 Sample Name: CCB Operator: DCL
Run Time: 04/23/12 14:05:44
Comment: TRACE 61E
Mode: CONC Corr. Factor: 1

Elem	Al3082	Sb2068	As1890	Ba4934	Be3130	B_2496	Cd2265
Units	ppm	ppm	ppm	ppm	ppm	ppm	ppm
Avge	.06275	-.00113	.00083	.00007	-.00071	.00287	.00007
SDev	.01042	.00248	.00042	.00018	.00000	.00223	.00017

Analysis Report 04/23/12 02:09:32 PM page 13

%RSD	16.605	218.80	51.385	244.41	.60733	77.938	240.66
#1	.07011	.00062	.00113	.00020	-.00071	.00445	.00019
#2	.05538	-.00288	.00053	-.00005	-.00070	.00129	-.00005
Elem	Ca3179	Cr2677	Co2286	Cu3247	Fe2714	Li6707	Pb2203
Units	ppm	ppm	ppm	ppm	ppm	ppm	ppm
Avge	-.01056	.00007	.00075	-.00328	.04593	.00115	.00013
SDev	.00152	.00069	.00019	.00139	.00788	.00012	.00048
%RSD	14.406	1036.4	25.577	42.398	17.161	10.113	363.30
#1	-.01164	.00055	.00061	-.00229	.04036	.00123	-.00021
#2	-.00949	-.00042	.00088	-.00426	.05150	.00106	.00047
Elem	Se1960	Mg2790	Mn2576	Mo2020	Ni2316	K_7664	Si2881
Units	ppm	ppm	ppm	ppm	ppm	ppm	ppm
Avge	.00456	.08306	.00000	.00205	.00035	.44483	-.00677
SDev	.00127	.00745	.00008	.00136	.00013	.05166	.00544
%RSD	27.791	8.9694	3543.7	66.403	38.079	11.614	80.365
#1	.00546	.08833	.00006	.00301	.00025	.48137	-.00292
#2	.00367	.07779	-.00005	.00109	.00044	.40830	-.01062
Elem	Ag3280	Na3302	Na5889	Sr4215	Tl1908	Sn1899	Ti3349
Units	ppm	ppm	ppm	ppm	ppm	ppm	ppm
Avge	.00070	.29333	.06019	-.00008	.00251	.00076	.00002
SDev	.00022	.03450	.00198	.00006	.00182	.00002	.00043
%RSD	31.793	11.762	3.2948	78.958	72.288	2.4347	1916.8
#1	.00054	.31773	.06159	-.00004	.00380	.00075	.00033
#2	.00086	.26894	.05879	-.00013	.00123	.00077	-.00028
Elem	V_2924	Zn2138	2203/1	2203/2	1960/1	1960/2	
Units	ppm	ppm	ppm	ppm	ppm	ppm	
Avge	.00012	.00049	.00234	-.00097	.00484	.00443	
SDev	.00087	.00008	.00469	.00162	.00248	.00314	
%RSD	725.87	16.703	200.65	167.15	51.398	71.036	
#1	.00073	.00055	-.00098	.00018	.00308	.00665	

file:///c:/tjadata/temp/a042312.TXT

#2	- .00049	.00044	.00565	-.00211	.00659	.00220	
IntStd	1	2	3	4	5	6	7
Mode	*Counts	NOTUSED	NOTUSED	NOTUSED	NOTUSED	NOTUSED	NOTUSED
Elem	Y	--	--	--	--	--	--
Wavlen	371.030	--	--	--	--	--	--
Avge	41584	--	--	--	--	--	--
SDev	289.9138	--	--	--	--	--	--
%RSD	.6971763	--	--	--	--	--	--
#1	41379	--	--	--	--	--	--
#2	41789	--	--	--	--	--	--

Method: 20076010 Sample Name: 600-53904-b-6-g msd Operator: DCL
Run Time: 04/23/12 14:09:35
Comment: TRACE 61E

Analysis Report 04/23/12 02:13:23 PM page 14

Mode: CONC Corr. Factor: 1

Elem	Al3082	Sb2068	As1890	Ba4934	Be3130	B_2496	Cd2265
Units	ppm	ppm	ppm	ppm	ppm	ppm	ppm
Avge	11.739	1.1064	1.0969	1.2613	.49500	1.6870	.53207
SDev	.038	.0023	.0030	.0019	.00050	.0013	.00015
%RSD	.32599	.20694	.27346	.15005	.10170	.07592	.02887
#1	11.766	1.1048	1.0948	1.2627	.49535	1.6880	.53218
#2	11.712	1.1080	1.0991	1.2600	.49464	1.6861	.53197
Elem	Ca3179	Cr2677	Co2286	Cu3247	Fe2714	Li6707	Pb2203
Units	ppm	ppm	ppm	ppm	ppm	ppm	ppm
Avge	115.15	.98829	.98501	1.0318	11.928	.63722	1.0337
SDev	.14	.00078	.00105	.0017	.009	.00199	.0013
%RSD	.12168	.07862	.10682	.16653	.07939	.31212	.12175
#1	115.25	.98884	.98575	1.0330	11.935	.63862	1.0346
#2	115.05	.98774	.98427	1.0306	11.921	.63581	1.0328
Elem	Se1960	Mg2790	Mn2576	Mo2020	Ni2316	K_7664	Si2881
Units	ppm	ppm	ppm	ppm	ppm	ppm	ppm
Avge	1.0172	76.504	1.3652	1.1050	1.1044	18.411	14.005
SDev	.0012	.088	.0011	.0029	.0000	.092	.033
%RSD	.11698	.11458	.07830	.26010	.00188	.50006	.23808
#1	1.0164	76.566	1.3660	1.1029	1.1045	18.476	14.028
#2	1.0180	76.442	1.3645	1.1070	1.1044	18.346	13.981
Elem	Ag3280	Na3302	Na5889	Sr4215	Tl1908	Sn1899	Ti3349
Units	ppm	ppm	ppm	ppm	ppm	ppm	ppm
Avge	.54718	694.99	416.12	1.8436	1.1767	1.0227	1.0922
SDev	.00154	3.45	2.33	.0004	.0169	.0060	.0006
%RSD	.28098	.49673	.55937	.02379	1.4379	.58374	.05775
#1	.54827	697.43	417.77	1.8440	1.1647	1.0269	1.0917
#2	.54610	692.55	414.48	1.8433	1.1887	1.0185	1.0926
Elem	V_2924	Zn2138	2203/1	2203/2	1960/1	1960/2	
Units	ppm	ppm	ppm	ppm	ppm	ppm	
Avge	1.0294	1.1092	.96512	1.0680	.92966	1.0610	
SDev	.0013	.0010	.00328	.0002	.00128	.0024	

file:///c:/tjadata/temp/a042312.TXT

%RSD	.12768	.09470	.33971	.02327	.13765	.22854
#1	1.0304	1.1100	.96744	1.0681	.93056	1.0593
#2	1.0285	1.1085	.96280	1.0678	.92875	1.0627

IntStd	1	2	3	4	5	6	7
Mode	*Counts	NOTUSED	NOTUSED	NOTUSED	NOTUSED	NOTUSED	NOTUSED
Elem	Y	--	--	--	--	--	--
Wavlen	371.030	--	--	--	--	--	--
Avg	39657	--	--	--	--	--	--
SDev	151.3209	--	--	--	--	--	--
%RSD	.3815741	--	--	--	--	--	--
#1	39550	--	--	--	--	--	--
#2	39764	--	--	--	--	--	--

Analysis Report

04/23/12 02:13:23 PM

page 15

Method: 20076010 Sample Name: 600-53904-b-7-b Operator: DCL
 Run Time: 04/23/12 14:13:26
 Comment: TRACE 61E
 Mode: CONC Corr. Factor: 1

Elem	Al3082	Sb2068	As1890	Ba4934	Be3130	B_2496	Cd2265
Units	ppm	ppm	ppm	ppm	ppm	ppm	ppm
Avg	.83856	.00015	.00218	.17420	-.00078	.57217	.00001
SDev	.00416	.00035	.00183	.00042	.00000	.00048	.00008
%RSD	.49639	243.58	83.714	.23933	.07869	.08369	656.19
#1	.84150	-.00011	.00089	.17449	-.00078	.57251	.00007
#2	.83562	.00040	.00348	.17390	-.00078	.57183	-.00005
Elem	Ca3179	Cr2677	Co2286	Cu3247	Fe2714	Li6707	Pb2203
Units	ppm	ppm	ppm	ppm	ppm	ppm	ppm
Avg	93.013	.00036	.00108	-.00233	.81728	.03981	.00134
SDev	.264	.00020	.00055	.00047	.00069	.00007	.00033
%RSD	.28397	56.569	50.780	20.231	.08490	.17725	24.964
#1	93.200	.00022	.00147	-.00266	.81777	.03986	.00110
#2	92.827	.00051	.00069	-.00199	.81679	.03976	.00157
Elem	Se1960	Mg2790	Mn2576	Mo2020	Ni2316	K_7664	Si2881
Units	ppm	ppm	ppm	ppm	ppm	ppm	ppm
Avg	.00138	65.251	.29744	.00682	.00161	2.8171	12.202
SDev	.00411	.200	.00080	.00351	.00046	.0217	.046
%RSD	298.25	.30603	.26965	51.443	28.460	.77104	.37361
#1	.00428	65.392	.29800	.00929	.00193	2.8325	12.234
#2	-.00153	65.109	.29687	.00434	.00129	2.8018	12.170
Elem	Ag3280	Na3302	Na5889	Sr4215	Tl1908	Sn1899	Ti3349
Units	ppm	ppm	ppm	ppm	ppm	ppm	ppm
Avg	.00055	676.43	406.52	1.2584	.00347	.00198	.02795
SDev	.00052	1.12	.53	.0021	.00451	.00124	.00410
%RSD	95.209	.16561	.13057	.16653	129.69	62.470	14.659
#1	.00092	677.22	406.90	1.2599	.00666	.00111	.02506
#2	.00018	675.64	406.14	1.2569	.00029	.00286	.03085
Elem	V_2924	Zn2138	2203/1	2203/2	1960/1	1960/2	

file:///c:/tjadata/temp/a042312.TXT

Units	ppm	ppm	ppm	ppm	ppm	ppm
Avge	.00226	.00150	.00161	.00120	.00038	.00188
SDev	.00010	.00003	.00013	.00056	.00441	.00396
%RSD	4.3070	2.3329	7.9687	47.130	1165.7	210.84
#1	.00219	.00148	.00170	.00080	.00350	.00468
#2	.00233	.00153	.00152	.00160	-.00274	-.00092

IntStd	1	2	3	4	5	6	7
Mode	*Counts	NOTUSED	NOTUSED	NOTUSED	NOTUSED	NOTUSED	NOTUSED
Elem	Y	--	--	--	--	--	--
Wavlen	371.030	--	--	--	--	--	--
Avge	39634	--	--	--	--	--	--

Analysis Report 04/23/12 02:17:14 PM page 16

SDev	118.0868	--	--	--	--	--	--
%RSD	.2979395	--	--	--	--	--	--
#1	39551	--	--	--	--	--	--
#2	39718	--	--	--	--	--	--

Method: 20076010 Sample Name: 600-53835-c-1-a Operator: DCL
Run Time: 04/23/12 14:17:17
Comment: TRACE 61E
Mode: CONC Corr. Factor: 1

Elem	Al3082	Sb2068	As1890	Ba4934	Be3130	B_2496	Cd2265
Units	ppm	ppm	ppm	ppm	ppm	ppm	ppm
Avge	.29964	-.00154	.00913	.31364	-.00085	.41123	-.00009
SDev	.00749	.00264	.00001	.00245	.00002	.00254	.00001
%RSD	2.4997	171.30	.15432	.78207	1.9487	.61703	8.9059
#1	.29435	-.00340	.00912	.31191	-.00084	.40943	-.00010
#2	.30494	.00033	.00914	.31538	-.00086	.41302	-.00009

Elem	Ca3179	Cr2677	Co2286	Cu3247	Fe2714	Li6707	Pb2203
Units	ppm	ppm	ppm	ppm	ppm	ppm	ppm
Avge	73.100	.00112	.00125	-.00062	.14043	.04347	.00092
SDev	.507	.00011	.00003	.00047	.00744	.00040	.00052
%RSD	.69372	10.225	2.0613	76.700	5.2998	.91036	56.064
#1	72.742	.00120	.00127	-.00095	.14569	.04319	.00129
#2	73.459	.00104	.00123	-.00028	.13516	.04375	.00056

Elem	Se1960	Mg2790	Mn2576	Mo2020	Ni2316	K_7664	Si2881
Units	ppm	ppm	ppm	ppm	ppm	ppm	ppm
Avge	.09479	12.766	.09573	.04684	.00556	61.413	5.7414
SDev	.00055	.081	.00068	.00075	.00045	.401	.0594
%RSD	.58267	.63563	.71339	1.5996	8.0457	.65236	1.0342
#1	.09440	12.709	.09524	.04737	.00524	61.130	5.6994
#2	.09518	12.823	.09621	.04631	.00587	61.696	5.7834

Elem	Ag3280	Na3302	Na5889	Sr4215	Tl1908	Sn1899	Ti3349
Units	ppm	ppm	ppm	ppm	ppm	ppm	ppm
Avge	.00000	1213.8	611.71	1.2676	.00122	.00247	-.00021
SDev	.00035	6.4	3.76	.0101	.00007	.00063	.00019
%RSD	7466.2	.52353	.61457	.79515	6.1084	25.517	92.215
#1	.00025	1209.3	609.05	1.2605	.00116	.00202	-.00034

file:///c:/tjadata/temp/a042312.TXT

#2	-.00024	1218.3	614.37	1.2747	.00127	.00291	-.00007
Elem	V_2924	Zn2138	2203/1	2203/2	1960/1	1960/2	
Units	ppm	ppm	ppm	ppm	ppm	ppm	
Avge	.01287	.05580	.00331	-.00027	.08874	.09781	
SDev	.00007	.00055	.00205	.00025	.00073	.00119	
%RSD	.53874	.98892	62.002	92.992	.82081	1.2193	
#1	.01292	.05541	.00476	-.00044	.08925	.09697	
#2	.01282	.05619	.00186	-.00009	.08822	.09866	

Analysis Report

04/23/12 02:21:05 PM

page 17

IntStd	1	2	3	4	5	6	7
Mode	*Counts	NOTUSED	NOTUSED	NOTUSED	NOTUSED	NOTUSED	NOTUSED
Elem	Y	--	--	--	--	--	--
Wavlen	371.030	--	--	--	--	--	--
Avge	39001	--	--	--	--	--	--
SDev	243.2447	--	--	--	--	--	--
%RSD	.6236885	--	--	--	--	--	--
#1	39173	--	--	--	--	--	--
#2	38829	--	--	--	--	--	--

Method: 20076010 Sample Name: 600-53898-d-1-a Operator: DCL
 Run Time: 04/23/12 14:21:08
 Comment: TRACE 61E
 Mode: CONC Corr. Factor: 1

Elem	Al3082	Sb2068	As1890	Ba4934	Be3130	B_2496	Cd2265
Units	ppm	ppm	ppm	ppm	ppm	ppm	ppm
Avge	.09739	.00076	.00627	.21705	-.00085	.28805	-.00010
SDev	.00006	.00004	.00206	.00054	.00001	.00100	.00017
%RSD	.05927	4.7116	32.888	.24949	.78844	.34742	178.66
#1	.09743	.00073	.00481	.21743	-.00085	.28876	-.00022
#2	.09735	.00078	.00772	.21666	-.00086	.28735	.00003
Elem	Ca3179	Cr2677	Co2286	Cu3247	Fe2714	Li6707	Pb2203
Units	ppm	ppm	ppm	ppm	ppm	ppm	ppm
Avge	59.172	.00048	.00045	-.00161	.07856	.02963	-.00025
SDev	.228	.00017	.00069	.00018	.00591	.00012	.00019
%RSD	.38484	35.493	153.54	11.328	7.5201	.38867	76.288
#1	59.333	.00036	-.00004	-.00148	.07439	.02971	-.00011
#2	59.011	.00060	.00093	-.00174	.08274	.02955	-.00038
Elem	Se1960	Mg2790	Mn2576	Mo2020	Ni2316	K_7664	Si2881
Units	ppm	ppm	ppm	ppm	ppm	ppm	ppm
Avge	.00229	13.814	.00388	.17873	.00402	13.901	3.8272
SDev	.00002	.053	.00002	.00041	.00046	.037	.0180
%RSD	.77456	.38590	.54310	.23048	11.526	.26362	.46908
#1	.00228	13.852	.00390	.17902	.00369	13.927	3.8399
#2	.00230	13.776	.00387	.17844	.00435	13.875	3.8145
Elem	Ag3280	Na3302	Na5889	Sr4215	Tl1908	Sn1899	Ti3349
Units	ppm	ppm	ppm	ppm	ppm	ppm	ppm
Avge	-.00028	449.27	299.97	.89223	-.00133	-.00014	-.00037
SDev	.00039	.27	.30	.00263	.00158	.00025	.00006

file:///c:/tjadata/temp/a042312.TXT

%RSD	139.01	.05923	.09839	.29437	119.08	181.05	16.987
#1	-.00056	449.46	300.18	.89409	-.00245	.00004	-.00033
#2	-.00000	449.08	299.76	.89038	-.00021	-.00031	-.00042
Elem	V_2924	Zn2138	2203/1	2203/2	1960/1	1960/2	
Units	ppm	ppm	ppm	ppm	ppm	ppm	
Avge	.00710	.00930	.00142	-.00108	-.00048	.00367	
SDev	.00028	.00005	.00059	.00001	.00516	.00261	
%RSD	3.9390	.55780	41.155	.86560	1079.3	70.906	

Analysis Report 04/23/12 02:24:59 PM page 18

#1	.00730	.00933	.00184	-.00109	.00317	.00183	
#2	.00690	.00926	.00101	-.00108	-.00413	.00552	
IntStd	1	2	3	4	5	6	7
Mode	*Counts	NOTUSED	NOTUSED	NOTUSED	NOTUSED	NOTUSED	NOTUSED
Elem	Y	--	--	--	--	--	--
Wavlen	371.030	--	--	--	--	--	--
Avge	39782	--	--	--	--	--	--
SDev	10.60660	--	--	--	--	--	--
%RSD	.0266621	--	--	--	--	--	--
#1	39774	--	--	--	--	--	--
#2	39789	--	--	--	--	--	--

Method: 20076010 Sample Name: PDS 600-53904-b-6-d Operator: DCL
 Run Time: 04/23/12 14:25:02
 Comment: TRACE 61E
 Mode: CONC Corr. Factor: 1

Elem	Al3082	Sb2068	As1890	Ba4934	Be3130	B_2496	Cd2265
Units	ppm	ppm	ppm	ppm	ppm	ppm	ppm
Avge	10.841	1.0636	1.0394	1.2067	.46004	1.6157	.50624
SDev	.013	.0003	.0046	.0003	.00020	.0004	.00011
%RSD	.11571	.02818	.44330	.02823	.04404	.02637	.02086
#1	10.850	1.0633	1.0426	1.2070	.46019	1.6160	.50631
#2	10.832	1.0638	1.0361	1.2065	.45990	1.6154	.50616
Elem	Ca3179	Cr2677	Co2286	Cu3247	Fe2714	Li6707	Pb2203
Units	ppm	ppm	ppm	ppm	ppm	ppm	ppm
Avge	111.06	.93574	.92257	.97709	11.067	1.2005	.98176
SDev	.08	.00037	.00031	.00116	.009	.0023	.00071
%RSD	.07609	.03969	.03313	.11906	.07776	.18914	.07217
#1	111.12	.93547	.92236	.97791	11.061	1.2021	.98226
#2	111.00	.93600	.92279	.97626	11.073	1.1989	.98126
Elem	Se1960	Mg2790	Mn2576	Mo2020	Ni2316	K_7664	Si2881
Units	ppm	ppm	ppm	ppm	ppm	ppm	ppm
Avge	.96928	73.430	1.2949	1.0248	1.0476	17.391	12.970
SDev	.00335	.008	.0007	.0017	.0039	.052	.020
%RSD	.34606	.01036	.05761	.16260	.37058	.29916	.15386
#1	.96691	73.435	1.2954	1.0236	1.0449	17.428	12.984
#2	.97165	73.424	1.2943	1.0260	1.0504	17.354	12.956
Elem	Ag3280	Na3302	Na5889	Sr4215	Tl1908	Sn1899	Ti3349
Units	ppm	ppm	ppm	ppm	ppm	ppm	ppm



file:///c:/tjadata/temp/a042312.TXT

Avge	.51503	674.38	407.63	1.7788	1.1154	.96580	1.0297
SDev	.00049	2.46	1.77	.0010	.0024	.00143	.0011
%RSD	.09444	.36483	.43493	.05490	.21109	.14830	.10242
#1	.51537	676.12	408.89	1.7795	1.1138	.96478	1.0304
#2	.51468	672.64	406.38	1.7781	1.1171	.96681	1.0289
Elem	V_2924	Zn2138	2203/1	2203/2	1960/1	1960/2	

Analysis Report

04/23/12 02:28:58 PM

page 19

Units	ppm	ppm	ppm	ppm	ppm	ppm	ppm
Avge	.96527	1.0546	.91390	1.0157	.88066	1.0136	
SDev	.00052	.0007	.00278	.0025	.00577	.0021	
%RSD	.05391	.06837	.30406	.24142	.65526	.21172	
#1	.96564	1.0551	.91194	1.0174	.87658	1.0121	
#2	.96491	1.0541	.91587	1.0140	.88474	1.0151	
IntStd	1	2	3	4	5	6	7
Mode	*Counts	NOTUSED	NOTUSED	NOTUSED	NOTUSED	NOTUSED	NOTUSED
Elem	Y	--	--	--	--	--	--
Wavlen	371.030	--	--	--	--	--	--
Avge	39431	--	--	--	--	--	--
SDev	73.53911	--	--	--	--	--	--
%RSD	.1865007	--	--	--	--	--	--
#1	39379	--	--	--	--	--	--
#2	39483	--	--	--	--	--	--

Method: 20076010 Sample Name: SD 600-53904-b-6-d@5 Operator: DCL
 Run Time: 04/23/12 14:29:01
 Comment: TRACE 61E
 Mode: CONC Corr. Factor: 1

Elem	Al3082	Sb2068	As1890	Ba4934	Be3130	B_2496	Cd2265
Units	ppm	ppm	ppm	ppm	ppm	ppm	ppm
Avge	.24077	-.00301	-.00015	.03653	-.00082	.11632	-.00007
SDev	.00202	.00302	.00174	.00016	.00004	.00146	.00007
%RSD	.84008	100.43	1142.2	.45244	4.3406	1.2579	97.525
#1	.23934	-.00514	-.00139	.03664	-.00085	.11736	-.00002
#2	.24220	-.00087	.00108	.03641	-.00080	.11529	-.00011
Elem	Ca3179	Cr2677	Co2286	Cu3247	Fe2714	Li6707	Pb2203
Units	ppm	ppm	ppm	ppm	ppm	ppm	ppm
Avge	21.668	.00012	.00016	-.00344	.20288	.00826	.00094
SDev	.159	.00035	.00020	.00051	.00757	.00004	.00004
%RSD	.73310	280.42	122.96	14.902	3.7313	.47520	3.8522
#1	21.780	-.00012	.00002	-.00380	.20824	.00829	.00092
#2	21.555	.00037	.00030	-.00308	.19753	.00823	.00097
Elem	Se1960	Mg2790	Mn2576	Mo2020	Ni2316	K_7664	Si2881
Units	ppm	ppm	ppm	ppm	ppm	ppm	ppm
Avge	.00208	13.419	.06855	.00361	-.00006	.78374	2.4047
SDev	.00077	.112	.00040	.00171	.00027	.02114	.0108
%RSD	36.989	.83739	.58242	47.386	465.09	2.6973	.45006
#1	.00262	13.498	.06883	.00482	.00013	.79869	2.4124
#2	.00153	13.340	.06827	.00240	-.00025	.76879	2.3971

file:///c:/tjadata/temp/a042312.TXT

Elem	Ag3280	Na3302	Na5889	Sr4215	Tl1908	Sn1899	Ti3349
Units	ppm	ppm	ppm	ppm	ppm	ppm	ppm
Avgc	-.00039	113.07	94.594	.25740	.00338	-.00015	.00445
SDev	.00041	.75	.558	.00170	.00305	.00073	.00013
%RSD	105.20	.66279	.58973	.65998	90.259	478.19	2.8133

Analysis Report

04/23/12 02:32:54 PM

page 20

#1	-.00068	113.60	94.989	.25860	.00554	-.00067	.00454
#2	-.00010	112.54	94.200	.25620	.00122	.00036	.00436

Elem	V_2924	Zn2138	2203/1	2203/2	1960/1	1960/2
Units	ppm	ppm	ppm	ppm	ppm	ppm
Avgc	.00046	.00072	.00195	.00044	-.00061	.00342
SDev	.00051	.00039	.00164	.00076	.00416	.00323
%RSD	111.36	53.596	83.752	174.07	677.36	94.436

#1	.00010	.00045	.00080	.00098	-.00356	.00571
#2	.00083	.00099	.00311	-.00010	.00233	.00114

IntStd	1	2	3	4	5	6	7
Mode	*Counts	NOTUSED	NOTUSED	NOTUSED	NOTUSED	NOTUSED	NOTUSED
Elem	Y	--	--	--	--	--	--
Wavlen	371.030	--	--	--	--	--	--
Avgc	40994	--	--	--	--	--	--
SDev	154.1493	--	--	--	--	--	--
%RSD	.3760289	--	--	--	--	--	--

#1	40885	--	--	--	--	--
#2	41103	--	--	--	--	--

Method: 20076010 Sample Name: CCV met0412ccv_00004 Operator: DCL
 Run Time: 04/23/12 14:32:57
 Comment: TRACE 61E
 Mode: CONC Corr. Factor: 1

Elem	Al3082	Sb2068	As1890	Ba4934	Be3130	B_2496	Cd2265
Units	ppm	ppm	ppm	ppm	ppm	ppm	ppm
Avgc	2.5031	.53310	.52108	.53241	.48066	.53353	.54691
SDev	.0084	.00060	.00016	.00159	.00124	.00177	.00077
%RSD	.33428	.11313	.03142	.29836	.25885	.33082	.13997

#1	2.5090	.53267	.52119	.53353	.48154	.53478	.54745
#2	2.4972	.53353	.52096	.53129	.47978	.53228	.54637

Elem	Ca3179	Cr2677	Co2286	Cu3247	Fe2714	Li6707	Pb2203
Units	ppm	ppm	ppm	ppm	ppm	ppm	ppm
Avgc	12.724	.48571	.48523	.49340	2.7378	.49392	.51176
SDev	.040	.00090	.00192	.00177	.0056	.00229	.00017
%RSD	.31652	.18589	.39634	.35904	.20605	.46277	.03377

#1	12.752	.48635	.48659	.49465	2.7418	.49553	.51189
#2	12.695	.48507	.48387	.49215	2.7338	.49230	.51164

Elem	Se1960	Mg2790	Mn2576	Mo2020	Ni2316	K_7664	Si2881
Units	ppm	ppm	ppm	ppm	ppm	ppm	ppm
Avgc	.50312	5.0070	.49623	.52481	.56432	12.994	.98055
SDev	.00067	.0189	.00118	.00165	.00302	.085	.00016
%RSD	.13219	.37753	.23798	.31516	.53523	.65594	.01637

#1	.50359	5.0203	.49707	.52364	.56646	13.054	.98043
----	--------	--------	--------	--------	--------	--------	--------



file:///c:/tjadata/temp/a042312.TXT

#2	.50265	4.9936	.49540	.52598	.56218	12.933	.98066
Elem	Ag3280	Na3302	Na5889	Sr4215	Tl1908	Sn1899	Ti3349
Units	ppm	ppm	ppm	ppm	ppm	ppm	ppm

Analysis Report 04/23/12 02:36:45 PM page 21

Avge	.25558	13.330	12.682	.26749	.57058	.49532	.52212
SDev	.00088	.090	.062	.00056	.00029	.00160	.00127
%RSD	.34306	.67367	.48830	.21034	.05005	.32278	.24406
#1	.25620	13.394	12.726	.26788	.57078	.49645	.52302
#2	.25496	13.267	12.638	.26709	.57038	.49419	.52122
Elem	V_2924	Zn2138	2203/1	2203/2	1960/1	1960/2	
Units	ppm	ppm	ppm	ppm	ppm	ppm	
Avge	.49909	.54326	.47025	.53252	.45543	.52702	
SDev	.00125	.00102	.00202	.00075	.00082	.00059	
%RSD	.25085	.18801	.43033	.14132	.18066	.11126	
#1	.49997	.54398	.47168	.53199	.45601	.52744	
#2	.49820	.54254	.46882	.53305	.45485	.52661	
IntStd	1	2	3	4	5	6	7
Mode	*Counts	NOTUSED	NOTUSED	NOTUSED	NOTUSED	NOTUSED	NOTUSED
Elem	Y	--	--	--	--	--	--
Wavlen	371.030	--	--	--	--	--	--
Avge	41227	--	--	--	--	--	--
SDev	210.7178	--	--	--	--	--	--
%RSD	.5111161	--	--	--	--	--	--
#1	41078	--	--	--	--	--	--
#2	41376	--	--	--	--	--	--

Method: 20076010 Sample Name: CCB Operator: DCL
Run Time: 04/23/12 14:36:48
Comment: TRACE 61E
Mode: CONC Corr. Factor: 1

Elem	Al3082	Sb2068	As1890	Ba4934	Be3130	B_2496	Cd2265
Units	ppm	ppm	ppm	ppm	ppm	ppm	ppm
Avge	.07777	-.00323	-.00016	-.00010	-.00089	.00178	-.00003
SDev	.00337	.00469	.00188	.00018	.00000	.00094	.00024
%RSD	4.3334	145.15	1174.9	181.00	.47263	52.763	806.26
#1	.08015	.00009	.00117	.00003	-.00089	.00244	.00014
#2	.07538	-.00655	-.00149	-.00023	-.00089	.00111	-.00020
Elem	Ca3179	Cr2677	Co2286	Cu3247	Fe2714	Li6707	Pb2203
Units	ppm	ppm	ppm	ppm	ppm	ppm	ppm
Avge	-.01387	-.00047	-.00018	-.00407	.00071	.00098	.00093
SDev	.00032	.00049	.00074	.00072	.02421	.00001	.00020
%RSD	2.3106	104.85	412.34	17.601	3415.6	.98472	21.754
#1	-.01364	-.00012	.00034	-.00356	.01783	.00097	.00108
#2	-.01410	-.00081	-.00070	-.00458	-.01641	.00098	.00079
Elem	Se1960	Mg2790	Mn2576	Mo2020	Ni2316	K_7664	Si2881
Units	ppm	ppm	ppm	ppm	ppm	ppm	ppm
Avge	.00297	.07230	-.00004	.00168	.00006	.35631	-.00602
SDev	.00103	.00093	.00006	.00037	.00076	.00484	.00253
%RSD	34.540	1.2828	148.34	21.915	1331.6	1.3585	42.038

file:///c:/tjadata/temp/a042312.TXT

#1	.00225	.07165	.00000	.00194	.00060	.35288	-.00423
----	--------	--------	--------	--------	--------	--------	---------

Analysis Report 04/23/12 02:40:36 PM page 22

#2	.00370	.07296	-.00008	.00142	-.00048	.35973	-.00781
Elem	Ag3280	Na3302	Na5889	Sr4215	Tl1908	Sn1899	Ti3349
Units	ppm	ppm	ppm	ppm	ppm	ppm	ppm
Avge	-.00060	-.18842	.05683	-.00013	-.00018	-.00131	-.00027
SDev	.00117	.30952	.00149	.00002	.00269	.00163	.00029
%RSD	193.97	164.27	2.6140	11.674	1459.2	123.87	107.13

#1	.00022	.03045	.05578	-.00012	.00172	-.00016	-.00007
#2	-.00143	-.40728	.05788	-.00014	-.00209	-.00247	-.00048

Elem	V_2924	Zn2138	2203/1	2203/2	1960/1	1960/2	
Units	ppm	ppm	ppm	ppm	ppm	ppm	
Avge	-.00044	.00047	.00625	-.00172	.00675	.00109	
SDev	.00046	.00001	.00645	.00353	.00875	.00283	
%RSD	104.34	1.9675	103.16	204.64	129.69	261.09	

#1	-.00012	.00046	.00169	.00077	.00056	.00309	
#2	-.00077	.00047	.01081	-.00422	.01293	-.00092	

IntStd	1	2	3	4	5	6	7
Mode	*Counts	NOTUSED	NOTUSED	NOTUSED	NOTUSED	NOTUSED	NOTUSED
Elem	Y	--	--	--	--	--	--
Wavlen	371.030	--	--	--	--	--	--
Avge	41696	--	--	--	--	--	--
SDev	77.07464	--	--	--	--	--	--
%RSD	.1848468	--	--	--	--	--	--

#1	41751	--	--	--	--	--	--
#2	41642	--	--	--	--	--	--

Analysis Report 04/23/12 02:50:39 PM page 1

Method: 20076010 Sample Name: 600-53895-a-1-e Operator: DCL
 Run Time: 04/23/12 14:46:51
 Comment: TRACE 61E
 Mode: CONC Corr. Factor: 1

Elem	Al3082	Sb2068	As1890	Ba4934	Be3130	B_2496	Cd2265
Units	ppm	ppm	ppm	ppm	ppm	ppm	ppm
Avge	.25093	-.00267	.00051	.03340	-.00095	.03194	.00007
SDev	.00218	.00282	.00042	.00019	.00001	.00017	.00001
%RSD	.86800	105.65	83.212	.58099	.87794	.52155	14.283

#1	.24939	-.00466	.00021	.03353	-.00095	.03206	.00006
#2	.25247	-.00067	.00081	.03326	-.00096	.03182	.00007

Elem	Ca3179	Cr2677	Co2286	Cu3247	Fe2714	Li6707	Pb2203
Units	ppm	ppm	ppm	ppm	ppm	ppm	ppm
Avge	22.120	.00063	.00063	.00735	.40868	.00509	.00131
SDev	.074	.00015	.00042	.00019	.00173	.00004	.00133
%RSD	.33585	23.466	65.558	2.6518	.42276	.78206	101.86

#1	22.172	.00053	.00093	.00721	.40991	.00506	.00037
#2	22.067	.00074	.00034	.00749	.40746	.00511	.00225

Elem	Se1960	Mg2790	Mn2576	Mo2020	Ni2316	K_7664	Si2881
------	--------	--------	--------	--------	--------	--------	--------



file:///c:/tjadata/temp/a042312.TXT

Units	ppm	ppm	ppm	ppm	ppm	ppm	ppm
Avg	.00160	1.1923	.02633	.00678	.00234	6.8273	1.4374
SDev	.00007	.0030	.00011	.00064	.00049	.0089	.0010
%RSD	4.0924	.25103	.40152	9.4590	21.149	.12993	.07216
#1	.00165	1.1945	.02641	.00633	.00269	6.8336	1.4381
#2	.00156	1.1902	.02626	.00723	.00199	6.8210	1.4367
Elem	Ag3280	Na3302	Na5889	Sr4215	Tl1908	Sn1899	Ti3349
Units	ppm	ppm	ppm	ppm	ppm	ppm	ppm
Avg	-.00026	9.5309	8.8498	.05908	-.00230	-.00158	.00449
SDev	.00038	.1170	.0419	.00022	.00037	.00104	.00012
%RSD	146.53	1.2277	.47350	.36595	15.954	65.670	2.6748
#1	.00001	9.6136	8.8794	.05923	-.00204	-.00085	.00458
#2	-.00053	9.4482	8.8201	.05892	-.00256	-.00232	.00441
Elem	V_2924	Zn2138	2203/1	2203/2	1960/1	1960/2	
Units	ppm	ppm	ppm	ppm	ppm	ppm	
Avg	.00227	.03553	.00546	-.00077	-.00156	.00318	
SDev	.00014	.00018	.00293	.00053	.00170	.00095	
%RSD	6.2386	.50840	53.622	69.377	108.53	29.731	
#1	.00217	.03540	.00339	-.00115	-.00276	.00385	
#2	.00237	.03565	.00753	-.00039	-.00036	.00251	
IntStd	1	2	3	4	5	6	7
Mode	*Counts	NOTUSED	NOTUSED	NOTUSED	NOTUSED	NOTUSED	NOTUSED
Elem	Y	--	--	--	--	--	--
Wavlen	371.030	--	--	--	--	--	--
Avg	41258	--	--	--	--	--	--
SDev	55.86144	--	--	--	--	--	--
%RSD	.1353970	--	--	--	--	--	--

Analysis Report

04/23/12 02:50:39 PM

page 2

#1	41297	--	--	--	--	--	--
#2	41218	--	--	--	--	--	--

Method: 20076010 Sample Name: 600-53895-a-1-f du Operator: DCL
Run Time: 04/23/12 14:50:42
Comment: TRACE 61E
Mode: CONC Corr. Factor: 1

Elem	Al3082	Sb2068	As1890	Ba4934	Be3130	B_2496	Cd2265
Units	ppm	ppm	ppm	ppm	ppm	ppm	ppm
Avg	.25623	-.00084	.00125	.03313	-.00097	.03213	-.00007
SDev	.00372	.00278	.00114	.00033	.00002	.00053	.00007
%RSD	1.4529	330.05	91.478	.99074	2.2173	1.6643	106.81
#1	.25886	.00112	.00044	.03337	-.00098	.03251	-.00011
#2	.25360	-.00281	.00205	.03290	-.00095	.03175	-.00002
Elem	Ca3179	Cr2677	Co2286	Cu3247	Fe2714	Li6707	Pb2203
Units	ppm	ppm	ppm	ppm	ppm	ppm	ppm
Avg	21.806	.00100	.00059	.00714	.40308	.00506	.00160
SDev	.184	.00030	.00030	.00042	.01306	.00011	.00027
%RSD	.84281	30.410	51.244	5.8601	3.2406	2.0958	16.655
#1	21.935	.00122	.00081	.00744	.41231	.00514	.00179

file:///c:/tjadata/temp/a042312.TXT

#2	21.676	.00079	.00038	.00684	.39384	.00499	.00141
Elem	Se1960	Mg2790	Mn2576	Mo2020	Ni2316	K_7664	Si2881
Units	ppm	ppm	ppm	ppm	ppm	ppm	ppm
Avge	.00163	1.1819	.02595	.00695	.00236	6.7579	1.4293
SDev	.00116	.0147	.00019	.00028	.00003	.0689	.0122
%RSD	71.573	1.2433	.73457	4.0908	1.2407	1.0189	.85221
#1	.00080	1.1923	.02608	.00675	.00238	6.8066	1.4380
#2	.00245	1.1715	.02581	.00715	.00234	6.7092	1.4207
Elem	Ag3280	Na3302	Na5889	Sr4215	Tl1908	Sn1899	Ti3349
Units	ppm	ppm	ppm	ppm	ppm	ppm	ppm
Avge	.00024	9.5083	8.7235	.05830	-.00234	-.00014	.00491
SDev	.00007	.1662	.0561	.00046	.00146	.00192	.00041
%RSD	31.214	1.7481	.64281	.78584	62.236	1321.9	8.4078
#1	.00029	9.6258	8.7632	.05862	-.00131	.00121	.00520
#2	.00019	9.3908	8.6839	.05798	-.00337	-.00150	.00462
Elem	V_2924	Zn2138	2203/1	2203/2	1960/1	1960/2	
Units	ppm	ppm	ppm	ppm	ppm	ppm	
Avge	.00237	.03555	.00523	-.00021	-.00114	.00301	
SDev	.00028	.00039	.00103	.00012	.00195	.00077	
%RSD	11.728	1.0999	19.715	54.069	171.69	25.613	
#1	.00257	.03583	.00595	-.00030	-.00252	.00246	
#2	.00218	.03528	.00450	-.00013	.00024	.00355	
IntStd	1	2	3	4	5	6	7
Mode	*Counts	NOTUSED	NOTUSED	NOTUSED	NOTUSED	NOTUSED	NOTUSED
Analysis Report				04/23/12 02:54:30 PM			page 3
Elem	Y	--	--	--	--	--	--
Wavlen	371.030	--	--	--	--	--	--
Avge	41100	--	--	--	--	--	--
SDev	269.4077	--	--	--	--	--	--
%RSD	.6555011	--	--	--	--	--	--
#1	40909	--	--	--	--	--	--
#2	41290	--	--	--	--	--	--

Analysis Report 04/23/12 03:00:47 PM page 1

Method: 20076010 Sample Name: 600-53895-a-1-g ms Operator: DCL
Run Time: 04/23/12 14:56:59
Comment: TRACE 61E
Mode: CONC Corr. Factor: 1

Elem	Al3082	Sb2068	As1890	Ba4934	Be3130	B_2496	Cd2265
Units	ppm	ppm	ppm	ppm	ppm	ppm	ppm
Avge	10.174	1.1022	1.0678	1.1328	.48633	1.1295	.55574
SDev	.055	.0063	.0043	.0048	.00197	.0049	.00178
%RSD	.54124	.57537	.40641	.42485	.40592	.43173	.31944
#1	10.213	1.1067	1.0709	1.1362	.48773	1.1330	.55700
#2	10.135	1.0977	1.0647	1.1294	.48494	1.1261	.55449
Elem	Ca3179	Cr2677	Co2286	Cu3247	Fe2714	Li6707	Pb2203
Units	ppm	ppm	ppm	ppm	ppm	ppm	ppm



file:///c:/tjadata/temp/a042312.TXT

Avge	32.184	.98881	.98765	1.0074	11.431	.52424	1.0413
SDev	.129	.00400	.00431	.0054	.060	.00260	.0049
%RSD	.40223	.40481	.43673	.53627	.52287	.49605	.47184

#1	32.276	.99164	.99070	1.0112	11.473	.52608	1.0448
#2	32.093	.98598	.98460	1.0035	11.389	.52240	1.0379

Elem	Se1960	Mg2790	Mn2576	Mo2020	Ni2316	K_7664	Si2881
Units	ppm	ppm	ppm	ppm	ppm	ppm	ppm
Avge	1.0108	11.210	1.0520	1.0987	1.1700	17.580	2.6049
SDev	.0061	.044	.0039	.0001	.0055	.108	.0109
%RSD	.59974	.39614	.37535	.00700	.46954	.61531	.41660

#1	1.0150	11.241	1.0548	1.0988	1.1739	17.657	2.6126
#2	1.0065	11.178	1.0492	1.0987	1.1661	17.504	2.5973

Elem	Ag3280	Na3302	Na5889	Sr4215	Tl1908	Sn1899	Ti3349
Units	ppm	ppm	ppm	ppm	ppm	ppm	ppm
Avge	.52722	20.125	19.848	.61483	1.1844	1.0071	1.0684
SDev	.00271	.111	.111	.00281	.0003	.0024	.0043
%RSD	.51431	.55178	.55887	.45688	.02282	.23941	.40011

#1	.52914	20.204	19.926	.61682	1.1846	1.0088	1.0714
#2	.52530	20.047	19.770	.61284	1.1842	1.0054	1.0654

Elem	V_2924	Zn2138	2203/1	2203/2	1960/1	1960/2	
Units	ppm	ppm	ppm	ppm	ppm	ppm	
Avge	1.0189	1.1429	.95353	1.0852	.91523	1.0585	
SDev	.0041	.0052	.00519	.0048	.01205	.0031	
%RSD	.40633	.45484	.54402	.44014	1.3164	.28991	

#1	1.0218	1.1465	.95720	1.0886	.92374	1.0607	
#2	1.0159	1.1392	.94986	1.0819	.90671	1.0564	

IntStd	1	2	3	4	5	6	7
Mode	*Counts	NOTUSED	NOTUSED	NOTUSED	NOTUSED	NOTUSED	NOTUSED
Elem	Y	--	--	--	--	--	--
Wavlen	371.030	--	--	--	--	--	--
Avge	40863	--	--	--	--	--	--
SDev	186.6762	--	--	--	--	--	--
%RSD	.4568343	--	--	--	--	--	--

Analysis Report

04/23/12 03:00:47 PM

page 2

#1	40731	--	--	--	--	--	--
#2	40995	--	--	--	--	--	--

Method: 20076010 Sample Name: 600-53895-a-1-h msd Operator: DCL

Run Time: 04/23/12 15:00:50

Comment: TRACE 61E

Mode: CONC Corr. Factor: 1

Elem	Al3082	Sb2068	As1890	Ba4934	Be3130	B_2496	Cd2265
Units	ppm	ppm	ppm	ppm	ppm	ppm	ppm
Avge	10.305	1.1080	1.0786	1.1412	.49037	1.1389	.56036
SDev	.035	.0067	.0005	.0052	.00256	.0053	.00268
%RSD	.34311	.60421	.04763	.45828	.52279	.46163	.47872

#1	10.330	1.1128	1.0782	1.1449	.49218	1.1426	.56226
#2	10.280	1.1033	1.0789	1.1375	.48856	1.1352	.55846

file:///c:/tjadata/temp/a042312.TXT

Elem	Ca3179	Cr2677	Co2286	Cu3247	Fe2714	Li6707	Pb2203
Units	ppm	ppm	ppm	ppm	ppm	ppm	ppm
Avge	32.206	.99767	.99521	1.0141	11.583	.52931	1.0505
SDev	.162	.00495	.00485	.0039	.081	.00187	.0043
%RSD	.50303	.49596	.48740	.38789	.69796	.35391	.41282

#1	32.320	1.0012	.99864	1.0169	11.640	.53064	1.0536
#2	32.091	.99417	.99178	1.0113	11.526	.52799	1.0474

Elem	Se1960	Mg2790	Mn2576	Mo2020	Ni2316	K_7664	Si2881
Units	ppm	ppm	ppm	ppm	ppm	ppm	ppm
Avge	1.0214	11.299	1.0599	1.1119	1.1677	17.648	2.7489
SDev	.0064	.055	.0051	.0038	.0129	.071	.0202
%RSD	.62506	.48354	.48060	.34186	1.1054	.40347	.73309

#1	1.0259	11.338	1.0635	1.1145	1.1769	17.698	2.7632
#2	1.0168	11.261	1.0563	1.1092	1.1586	17.597	2.7347

Elem	Ag3280	Na3302	Na5889	Sr4215	Tl1908	Sn1899	Ti3349
Units	ppm	ppm	ppm	ppm	ppm	ppm	ppm
Avge	.53136	20.266	19.941	.61814	1.1979	1.0158	1.0778
SDev	.00243	.175	.056	.00273	.0092	.0066	.0040
%RSD	.45745	.86442	.28174	.44198	.77049	.65141	.37155

#1	.53307	20.389	19.981	.62007	1.2044	1.0205	1.0806
#2	.52964	20.142	19.901	.61620	1.1913	1.0111	1.0749

Elem	V_2924	Zn2138	2203/1	2203/2	1960/1	1960/2	
Units	ppm	ppm	ppm	ppm	ppm	ppm	
Avge	1.0265	1.1527	.96149	1.0950	.91499	1.0745	
SDev	.0056	.0051	.00394	.0045	.00233	.0084	
%RSD	.54489	.44595	.40952	.41426	.25516	.78254	

#1	1.0304	1.1563	.96427	1.0982	.91664	1.0805	
#2	1.0225	1.1490	.95870	1.0918	.91333	1.0686	

IntStd	1	2	3	4	5	6	7
Mode	*Counts	NOTUSED	NOTUSED	NOTUSED	NOTUSED	NOTUSED	NOTUSED

Analysis Report 04/23/12 03:04:38 PM page 3

Elem	Y	--	--	--	--	--	--
Wavlen	371.030	--	--	--	--	--	--
Avge	40790	--	--	--	--	--	--
SDev	96.87363	--	--	--	--	--	--
%RSD	.2374907	--	--	--	--	--	--
#1	40722	--	--	--	--	--	--
#2	40859	--	--	--	--	--	--

Method: 20076010 Sample Name: 600-53895-a-2-b Operator: DCL
Run Time: 04/23/12 15:04:41
Comment: TRACE 61E
Mode: CONC Corr. Factor: 1

Elem	Al3082	Sb2068	As1890	Ba4934	Be3130	B_2496	Cd2265
Units	ppm	ppm	ppm	ppm	ppm	ppm	ppm
Avge	1.2872	-.00031	.00200	.04048	-.00095	.03040	-.00008
SDev	.0271	.00051	.00121	.00023	.00000	.00011	.00001
%RSD	2.1068	162.57	60.369	.56240	.24419	.36984	18.135



file:///c:/tjadata/temp/a042312.TXT

#1	1.3063	-.00068	.00115	.04064	-.00095	.03048	-.00007
#2	1.2680	.00005	.00285	.04032	-.00096	.03032	-.00009
Elem	Ca3179	Cr2677	Co2286	Cu3247	Fe2714	Li6707	Pb2203
Units	ppm	ppm	ppm	ppm	ppm	ppm	ppm
Avge	22.299	.00206	.00034	.00345	.93530	.00507	.00359
SDev	.121	.00002	.00011	.00025	.00637	.00007	.00036
%RSD	.54137	.94922	32.273	7.1303	.68077	1.4815	10.010
#1	22.384	.00204	.00041	.00362	.93980	.00512	.00384
#2	22.213	.00207	.00026	.00327	.93080	.00502	.00334
Elem	Se1960	Mg2790	Mn2576	Mo2020	Ni2316	K_7664	Si2881
Units	ppm	ppm	ppm	ppm	ppm	ppm	ppm
Avge	.00335	1.0359	.03405	.00734	.00148	8.2062	4.3351
SDev	.00257	.0100	.00024	.00104	.00046	.0724	.0756
%RSD	76.687	.96880	.69874	14.109	30.961	.88278	1.7438
#1	.00517	1.0430	.03421	.00807	.00180	8.2575	4.3886
#2	.00153	1.0288	.03388	.00661	.00115	8.1550	4.2817
Elem	Ag3280	Na3302	Na5889	Sr4215	Tl1908	Sn1899	Ti3349
Units	ppm	ppm	ppm	ppm	ppm	ppm	ppm
Avge	-.00008	4.0386	3.9817	.04847	-.00028	.00018	.04393
SDev	.00053	.0116	.0260	.00018	.00254	.00034	.00142
%RSD	649.62	.28694	.65351	.36837	893.54	194.00	3.2222
#1	.00029	4.0468	4.0001	.04860	.00151	-.00007	.04493
#2	-.00046	4.0304	3.9633	.04835	-.00208	.00042	.04293
Elem	V_2924	Zn2138	2203/1	2203/2	1960/1	1960/2	
Units	ppm	ppm	ppm	ppm	ppm	ppm	
Avge	.00440	.04107	.00626	.00225	-.00109	.00557	
SDev	.00016	.00021	.00006	.00051	.00103	.00334	
%RSD	3.6741	.51214	.96776	22.571	94.664	59.902	
#1	.00429	.04122	.00630	.00261	-.00036	.00793	

Analysis Report

04/23/12 03:08:29 PM

page 4

#2	.00452	.04092	.00622	.00189	-.00182	.00321	
IntStd	1	2	3	4	5	6	7
Mode	*Counts	NOTUSED	NOTUSED	NOTUSED	NOTUSED	NOTUSED	NOTUSED
Elem	Y	--	--	--	--	--	--
Wavlen	371.030	--	--	--	--	--	--
Avge	40997	--	--	--	--	--	--
SDev	261.6295	--	--	--	--	--	--
%RSD	.6381674	--	--	--	--	--	--
#1	40812	--	--	--	--	--	--
#2	41182	--	--	--	--	--	--

Method: 20076010 Sample Name: 600-53895-a-3-b Operator: DCL
Run Time: 04/23/12 15:08:32
Comment: TRACE 61E
Mode: CONC Corr. Factor: 1

Elem	Al3082	Sb2068	As1890	Ba4934	Be3130	B_2496	Cd2265
Units	ppm	ppm	ppm	ppm	ppm	ppm	ppm
Avge	1.0724	-.00189	.00308	.05252	-.00095	.02789	-.00006

file:///c:/tjadata/temp/a042312.TXT

SDev	.0155	.00138	.00025	.00015	.00000	.00030	.00002
%RSD	1.4462	72.911	8.2561	.29562	.01249	1.0785	33.409
#1	1.0834	-.00286	.00290	.05263	-.00095	.02810	-.00007
#2	1.0615	-.00091	.00326	.05241	-.00095	.02768	-.00005
Elem	Ca3179	Cr2677	Co2286	Cu3247	Fe2714	Li6707	Pb2203
Units	ppm	ppm	ppm	ppm	ppm	ppm	ppm
Avg	18.109	.00234	.00009	.00465	.67092	.00388	.00284
SDev	.079	.00007	.00042	.00032	.00470	.00007	.00022
%RSD	.43493	3.0992	480.08	6.9827	.70094	1.8029	7.6386
#1	18.164	.00239	-.00021	.00488	.66759	.00393	.00268
#2	18.053	.00229	.00038	.00442	.67424	.00383	.00299
Elem	Se1960	Mg2790	Mn2576	Mo2020	Ni2316	K_7664	Si2881
Units	ppm	ppm	ppm	ppm	ppm	ppm	ppm
Avg	.00039	1.3107	.01377	.00916	.00155	4.4434	3.7185
SDev	.00326	.0076	.00010	.00081	.00036	.0315	.0443
%RSD	825.68	.58257	.72375	8.9047	23.311	.70786	1.1912
#1	-.00191	1.3161	.01384	.00858	.00129	4.4656	3.7498
#2	.00270	1.3053	.01370	.00973	.00180	4.4212	3.6872
Elem	Ag3280	Na3302	Na5889	Sr4215	Tl1908	Sn1899	Ti3349
Units	ppm	ppm	ppm	ppm	ppm	ppm	ppm
Avg	-.00083	2.3838	2.4374	.07210	-.00326	-.00123	.03851
SDev	.00098	.1351	.0057	.00021	.00226	.00141	.00170
%RSD	118.91	5.6676	.23473	.29763	69.324	114.30	4.4154
#1	-.00152	2.2883	2.4414	.07225	-.00486	-.00222	.03971
#2	-.00013	2.4793	2.4333	.07195	-.00166	-.00024	.03731
Elem	V_2924	Zn2138	2203/1	2203/2	1960/1	1960/2	
Units	ppm	ppm	ppm	ppm	ppm	ppm	
Avg	.00499	.04579	.00418	.00217	-.00206	.00162	

Analysis Report

04/23/12 03:12:20 PM

page 5

SDev	.00001	.00023	.00111	.00088	.00218	.00380	
%RSD	.12466	.50822	26.431	40.550	105.89	234.37	
#1	.00499	.04563	.00496	.00154	-.00360	-.00107	
#2	.00499	.04596	.00340	.00279	-.00052	.00431	
IntStd	1	2	3	4	5	6	7
Mode	*Counts	NOTUSED	NOTUSED	NOTUSED	NOTUSED	NOTUSED	NOTUSED
Elem	Y	--	--	--	--	--	--
Wavlen	371.030	--	--	--	--	--	--
Avg	41361	--	--	--	--	--	--
SDev	117.3797	--	--	--	--	--	--
%RSD	.2837932	--	--	--	--	--	--
#1	41278	--	--	--	--	--	--
#2	41444	--	--	--	--	--	--

Method: 20076010 Sample Name: 600-53895-a-4-b Operator: DCL
Run Time: 04/23/12 15:12:23
Comment: TRACE 61E
Mode: CONC Corr. Factor: 1

Elem	Al3082	Sb2068	As1890	Ba4934	Be3130	B_2496	Cd2265
------	--------	--------	--------	--------	--------	--------	--------



file:///c:/tjadata/temp/a042312.TXT

Units	ppm	ppm	ppm	ppm	ppm	ppm	ppm
Avg	.47770	-.00093	.00026	.01578	-.00120	.01441	-.00007
SDev	.06890	.00230	.00131	.00188	.00020	.00020	.00007
%RSD	14.424	246.22	507.57	11.926	16.361	1.4099	97.829
#1	.52642	-.00256	-.00067	.01711	-.00134	.01456	-.00012
#2	.42898	.00069	.00119	.01445	-.00106	.01427	-.00002
Elem	Ca3179	Cr2677	Co2286	Cu3247	Fe2714	Li6707	Pb2203
Units	ppm	ppm	ppm	ppm	ppm	ppm	ppm
Avg	12.981	.00162	.00002	.00060	.30672	.00527	.00228
SDev	1.731	.00060	.00034	.00083	.02121	.00133	.00072
%RSD	13.336	37.223	1417.5	140.07	6.9142	25.194	31.684
#1	14.205	.00119	-.00021	.00119	.32172	.00620	.00279
#2	11.757	.00204	.00026	.00001	.29172	.00433	.00177
Elem	Se1960	Mg2790	Mn2576	Mo2020	Ni2316	K_7664	Si2881
Units	ppm	ppm	ppm	ppm	ppm	ppm	ppm
Avg	.00034	.50537	.01321	.00465	.00105	1.5516	1.0746
SDev	.00023	.12091	.00170	.00024	.00040	.5467	.1613
%RSD	69.155	23.925	12.836	5.1633	38.381	35.234	15.007
#1	.00050	.59086	.01441	.00482	.00077	1.9382	1.1886
#2	.00017	.41987	.01201	.00448	.00134	1.1651	.96055
Elem	Ag3280	Na3302	Na5889	Sr4215	Tl1908	Sn1899	Ti3349
Units	ppm	ppm	ppm	ppm	ppm	ppm	ppm
Avg	-.00111	.72280	.89620	.02650	-.00407	-.00107	.01045
SDev	.00083	.20953	.13400	.00351	.00075	.00111	.00150
%RSD	74.546	28.989	14.952	13.249	18.376	103.08	14.385
#1	-.00169	.57464	.99095	.02898	-.00459	-.00186	.01152
#2	-.00052	.87096	.80145	.02402	-.00354	-.00029	.00939

Analysis Report

04/23/12 03:16:11 PM

page 6

Elem	V_2924	Zn2138	2203/1	2203/2	1960/1	1960/2	
Units	ppm	ppm	ppm	ppm	ppm	ppm	
Avg	.00184	.02686	.00314	.00185	.00046	.00027	
SDev	.00045	.00374	.00089	.00064	.00413	.00171	
%RSD	24.342	13.927	28.410	34.465	904.54	624.11	
#1	.00152	.02950	.00377	.00230	.00337	-.00094	
#2	.00215	.02421	.00251	.00140	-.00246	.00149	
IntStd	1	2	3	4	5	6	7
Mode	*Counts	NOTUSED	NOTUSED	NOTUSED	NOTUSED	NOTUSED	NOTUSED
Elem	Y	--	--	--	--	--	--
Wavlen	371.030	--	--	--	--	--	--
Avg	38435	--	--	--	--	--	--
SDev	3973.940	--	--	--	--	--	--
%RSD	10.33938	--	--	--	--	--	--
#1	35625	--	--	--	--	--	--
#2	41245	--	--	--	--	--	--

Method: 20076010 Sample Name: 600-53863-b-1-b Operator: DCL
Run Time: 04/23/12 15:16:14
Comment: TRACE 61E
Mode: CONC Corr. Factor: 1

file:///c:/tjadata/temp/a042312.TXT

Elem	Al3082	Sb2068	As1890	Ba4934	Be3130	B_2496	Cd2265
Units	ppm	ppm	ppm	ppm	ppm	ppm	ppm
Avg	.61372	.00115	.00055	.12817	-.00096	.02176	-.00007
SDev	.00594	.00108	.00114	.00073	.00002	.00076	.00011
%RSD	.96846	94.089	206.60	.56701	1.9453	3.4841	166.75
#1	.61792	.00191	-.00025	.12868	-.00095	.02229	.00001
#2	.60952	.00038	.00135	.12765	-.00098	.02122	-.00015
Elem	Ca3179	Cr2677	Co2286	Cu3247	Fe2714	Li6707	Pb2203
Units	ppm	ppm	ppm	ppm	ppm	ppm	ppm
Avg	24.670	.00530	.00048	.00590	.51415	.00223	.00399
SDev	.169	.00013	.00003	.00009	.00239	.00008	.00024
%RSD	.68562	2.3704	6.0520	1.5766	.46481	3.4152	6.0603
#1	24.790	.00522	.00046	.00596	.51246	.00228	.00382
#2	24.551	.00539	.00050	.00583	.51584	.00217	.00416
Elem	Se1960	Mg2790	Mn2576	Mo2020	Ni2316	K_7664	Si2881
Units	ppm	ppm	ppm	ppm	ppm	ppm	ppm
Avg	.00018	1.0151	.02196	.00234	.00488	1.5666	1.5808
SDev	.00210	.0114	.00011	.00029	.00010	.0487	.0093
%RSD	1155.4	1.1248	.51598	12.564	1.9850	3.1091	.58864
#1	-.00130	1.0232	.02204	.00255	.00495	1.6010	1.5874
#2	.00167	1.0070	.02188	.00213	.00481	1.5321	1.5742
Elem	Ag3280	Na3302	Na5889	Sr4215	Tl1908	Sn1899	Ti3349
Units	ppm	ppm	ppm	ppm	ppm	ppm	ppm
Avg	-.00006	5.0436	4.7167	.07606	-.00229	-.00063	.01442
SDev	.00020	.0531	.0226	.00037	.00155	.00092	.00099
Analysis Report				04/23/12 03:20:02 PM		page 7	
%RSD	336.15	1.0519	.47881	.49004	67.776	146.04	6.8900
#1	-.00020	5.0811	4.7326	.07633	-.00119	-.00127	.01512
#2	.00008	5.0061	4.7007	.07580	-.00339	.00002	.01372
Elem	V_2924	Zn2138	2203/1	2203/2	1960/1	1960/2	
Units	ppm	ppm	ppm	ppm	ppm	ppm	
Avg	.00643	.11911	.00568	.00315	-.00329	.00192	
SDev	.00011	.00089	.00219	.00073	.00293	.00168	
%RSD	1.7640	.74426	38.593	23.312	88.966	87.732	
#1	.00651	.11974	.00413	.00367	-.00536	.00073	
#2	.00635	.11849	.00723	.00263	-.00122	.00311	
IntStd	1	2	3	4	5	6	7
Mode	*Counts	NOTUSED	NOTUSED	NOTUSED	NOTUSED	NOTUSED	NOTUSED
Elem	Y	--	--	--	--	--	--
Wavlen	371.030	--	--	--	--	--	--
Avg	41564	--	--	--	--	--	--
SDev	289.9138	--	--	--	--	--	--
%RSD	.6975117	--	--	--	--	--	--
#1	41359	--	--	--	--	--	--
#2	41769	--	--	--	--	--	--

Method: 20076010 Sample Name: 600-53863-b-2-b Operator: DCL
Run Time: 04/23/12 15:20:05



file:///c:/tjadata/temp/a042312.TXT

Comment: TRACE 61E

Mode: CONC Corr. Factor: 1

Elem	Al3082	Sb2068	As1890	Ba4934	Be3130	B_2496	Cd2265
Units	ppm	ppm	ppm	ppm	ppm	ppm	ppm
Avge	.36478	.01703	.00412	.13811	-.00128	.51339	-.00019
SDev	.00338	.00241	.00084	.00047	.00001	.00179	.00017
%RSD	.92564	14.124	20.358	.34256	.88001	.34789	91.637

#1	.36717	.01533	.00353	.13845	-.00128	.51466	-.00007
#2	.36240	.01873	.00471	.13778	-.00127	.51213	-.00031

Elem	Ca3179	Cr2677	Co2286	Cu3247	Fe2714	Li6707	Pb2203
Units	ppm	ppm	ppm	ppm	ppm	ppm	ppm
Avge	516.60	.10104	.00241	.00023	.12131	.04229	-.00022
SDev	3.08	.00052	.00032	.00006	.00926	.00013	.00144
%RSD	.59556	.51578	13.478	24.830	7.6369	.31699	652.22

#1	518.78	.10141	.00218	.00026	.11476	.04239	.00080
#2	514.42	.10067	.00264	.00019	.12786	.04220	-.00124

Elem	Se1960	Mg2790	Mn2576	Mo2020	Ni2316	K_7664	Si2881
Units	ppm	ppm	ppm	ppm	ppm	ppm	ppm
Avge	.00358	3.2063	.05745	.86018	.39016	162.92	10.023
SDev	.00135	.0146	.00023	.00319	.00231	.76	.048
%RSD	37.685	.45598	.39748	.37104	.59319	.46847	.47597

#1	.00263	3.2167	.05761	.86244	.39180	163.46	10.057
#2	.00454	3.1960	.05729	.85792	.38853	162.38	9.9893

Analysis Report

04/23/12 03:23:53 PM

page 8

Elem	Ag3280	Na3302	Na5889	Sr4215	Tl1908	Sn1899	Ti3349
Units	ppm	ppm	ppm	ppm	ppm	ppm	ppm
Avge	-.00076	820.05	468.70	1.0520	.00007	.00342	-.00385
SDev	.00039	4.56	2.93	.0036	.00374	.00153	.00008
%RSD	50.909	.55551	.62505	.34224	5230.4	44.733	1.9783

#1	-.00103	823.27	470.77	1.0545	-.00257	.00450	-.00391
#2	-.00049	816.83	466.63	1.0494	.00271	.00234	-.00380

Elem	V_2924	Zn2138	2203/1	2203/2	1960/1	1960/2
Units	ppm	ppm	ppm	ppm	ppm	ppm
Avge	.01247	.25260	.00226	-.00146	.00299	.00388
SDev	.00019	.00082	.00428	.00001	.00301	.00052
%RSD	1.5088	.32376	189.51	.96183	100.69	13.350

#1	.01261	.25318	.00528	-.00145	.00086	.00351
#2	.01234	.25202	-.00077	-.00147	.00512	.00424

IntStd	1	2	3	4	5	6	7
Mode	*Counts	NOTUSED	NOTUSED	NOTUSED	NOTUSED	NOTUSED	NOTUSED
Elem	Y	--	--	--	--	--	--
Wavlen	371.030	--	--	--	--	--	--
Avge	37920	--	--	--	--	--	--
SDev	121.6224	--	--	--	--	--	--
%RSD	.3207341	--	--	--	--	--	--

#1	37834	--	--	--	--	--	--
#2	38006	--	--	--	--	--	--



file:///c:/tjadata/temp/a042312.TXT

Method: 20076010 Sample Name: 600-53863-b-3-b Operator: DCL
 Run Time: 04/23/12 15:23:56
 Comment: TRACE 61E
 Mode: CONC Corr. Factor: 1

Elem	Al3082	Sb2068	As1890	Ba4934	Be3130	B_2496	Cd2265
Units	ppm	ppm	ppm	ppm	ppm	ppm	ppm
Avge	.30557	.01151	.00287	.13557	-.00127	.44573	-.00007
SDev	.00083	.00008	.00027	.00060	.00002	.00309	.00003
%RSD	.27089	.70555	9.3382	.43965	1.2885	.69214	39.097

#1	.30615	.01146	.00268	.13599	-.00129	.44791	-.00009
#2	.30498	.01157	.00306	.13515	-.00126	.44355	-.00005

Elem	Ca3179	Cr2677	Co2286	Cu3247	Fe2714	Li6707	Pb2203
Units	ppm	ppm	ppm	ppm	ppm	ppm	ppm
Avge	400.19	.06677	.00199	.00238	.11133	.03519	-.00054
SDev	2.29	.00054	.00001	.00014	.00106	.00018	.00012
%RSD	.57326	.80311	.33423	5.7548	.95126	.51946	21.931

#1	401.81	.06715	.00199	.00228	.11058	.03532	-.00063
#2	398.57	.06639	.00199	.00248	.11208	.03506	-.00046

Elem	Se1960	Mg2790	Mn2576	Mo2020	Ni2316	K_7664	Si2881
Units	ppm	ppm	ppm	ppm	ppm	ppm	ppm
Avge	.00145	3.1731	.04385	.64240	.27965	126.61	9.2174
SDev	.00037	.0223	.00022	.00289	.00308	.71	.0538
%RSD	25.204	.70199	.51261	.44966	1.1001	.56047	.58381

Analysis Report 04/23/12 03:27:43 PM page 9

#1	.00171	3.1888	.04401	.64444	.28182	127.11	9.2555
#2	.00119	3.1573	.04369	.64035	.27747	126.11	9.1794

Elem	Ag3280	Na3302	Na5889	Sr4215	Tl1908	Sn1899	Ti3349
Units	ppm	ppm	ppm	ppm	ppm	ppm	ppm
Avge	-.00002	683.24	412.61	.83259	.00415	.00194	-.00278
SDev	.00011	5.05	2.30	.00383	.00091	.00043	.00005
%RSD	617.06	.73841	.55796	.45962	21.869	22.341	1.9220

#1	.00006	686.81	414.24	.83530	.00351	.00225	-.00275
#2	-.00009	679.67	410.98	.82989	.00479	.00164	-.00282

Elem	V_2924	Zn2138	2203/1	2203/2	1960/1	1960/2
Units	ppm	ppm	ppm	ppm	ppm	ppm
Avge	.00982	.16372	.00041	-.00102	.00106	.00165
SDev	.00005	.00093	.00163	.00064	.00115	.00113
%RSD	.47523	.56690	402.82	62.817	109.52	68.263

#1	.00985	.16437	-.00075	-.00057	.00024	.00245
#2	.00979	.16306	.00156	-.00147	.00187	.00085

IntStd	1	2	3	4	5	6	7
Mode	*Counts	NOTUSED	NOTUSED	NOTUSED	NOTUSED	NOTUSED	NOTUSED
Elem	Y	--	--	--	--	--	--
Wavlen	371.030	--	--	--	--	--	--
Avge	38512	--	--	--	--	--	--
SDev	197.2828	--	--	--	--	--	--
%RSD	.5122565	--	--	--	--	--	--
#1	38373	--	--	--	--	--	--

file:///c:/tjadata/temp/a042312.TXT

#2	38652	--	--	--	--	--	--

Method:	20076010	Sample Name:	CCV met0412ccv_00004	Operator:	DCL		
Run Time:	04/23/12 15:27:46						
Comment:	TRACE 61E						
Mode:	CONC	Corr. Factor:	1				
Elem	Al3082	Sb2068	As1890	Ba4934	Be3130	B_2496	Cd2265
Units	ppm	ppm	ppm	ppm	ppm	ppm	ppm
Avge	2.5123	.54490	.52598	.54162	.47029	.53987	.55758
SDev	.0008	.00104	.00157	.00078	.00024	.00166	.00086
%RSD	.03108	.19175	.29796	.14469	.05068	.30714	.15500
#1	2.5117	.54416	.52709	.54106	.47046	.53870	.55819
#2	2.5128	.54564	.52487	.54217	.47012	.54104	.55697
Elem	Ca3179	Cr2677	Co2286	Cu3247	Fe2714	Li6707	Pb2203
Units	ppm	ppm	ppm	ppm	ppm	ppm	ppm
Avge	12.676	.48005	.48122	.48641	2.7730	.50096	.51402
SDev	.009	.00084	.00065	.00002	.0156	.00014	.00167
%RSD	.06795	.17489	.13582	.00425	.56419	.02732	.32479
#1	12.670	.48065	.48168	.48642	2.7841	.50087	.51284
#2	12.682	.47946	.48075	.48639	2.7620	.50106	.51520
Elem	Se1960	Mg2790	Mn2576	Mo2020	Ni2316	K_7664	Si2881
Analysis Report		04/23/12 03:31:34 PM				page 10	
Units	ppm	ppm	ppm	ppm	ppm	ppm	ppm
Avge	.50557	4.9503	.49631	.52836	.57088	13.186	.97714
SDev	.00134	.0112	.00009	.00133	.00362	.009	.00081
%RSD	.26434	.22580	.01785	.25247	.63365	.06805	.08240
#1	.50462	4.9582	.49625	.52930	.57344	13.180	.97771
#2	.50651	4.9424	.49637	.52742	.56832	13.193	.97657
Elem	Ag3280	Na3302	Na5889	Sr4215	Tl1908	Sn1899	Ti3349
Units	ppm	ppm	ppm	ppm	ppm	ppm	ppm
Avge	.25422	13.191	12.845	.27236	.58909	.49602	.52392
SDev	.00022	.092	.034	.00050	.00137	.00208	.00035
%RSD	.08526	.70085	.26778	.18232	.23341	.41890	.06703
#1	.25438	13.257	12.821	.27201	.58811	.49749	.52367
#2	.25407	13.126	12.869	.27272	.59006	.49455	.52416
Elem	V_2924	Zn2138	2203/1	2203/2	1960/1	1960/2	
Units	ppm	ppm	ppm	ppm	ppm	ppm	
Avge	.49539	.54864	.46931	.53638	.45746	.52968	
SDev	.00081	.00228	.00198	.00152	.00054	.00173	
%RSD	.16273	.41566	.42104	.28268	.11844	.32731	
#1	.49596	.54703	.46791	.53531	.45707	.52845	
#2	.49482	.55025	.47071	.53745	.45784	.53090	
IntStd	1	2	3	4	5	6	7
Mode	*Counts	NOTUSED	NOTUSED	NOTUSED	NOTUSED	NOTUSED	NOTUSED
Elem	Y	--	--	--	--	--	--
Wavlen	371.030	--	--	--	--	--	--
Avge	41218	--	--	--	--	--	--
SDev	5.656854	--	--	--	--	--	--

file:///c:/tjadata/temp/a042312.TXT

%RSD	.0137242	--	--	--	--	--	--
#1	41222	--	--	--	--	--	--
#2	41214	--	--	--	--	--	--

Method: 20076010 Sample Name: CCB Operator: DCL
Run Time: 04/23/12 15:31:37
Comment: TRACE 61E
Mode: CONC Corr. Factor: 1

Elem	Al3082	Sb2068	As1890	Ba4934	Be3130	B_2496	Cd2265
Units	ppm	ppm	ppm	ppm	ppm	ppm	ppm
Avge	.11351	-.00067	.00047	.00013	-.00116	.00224	-.00013
SDev	.00135	.00293	.00006	.00011	.00005	.00162	.00006
%RSD	1.1863	435.39	11.947	81.785	4.1627	72.330	45.878

#1	.11446	.00140	.00051	.00020	-.00119	.00339	-.00009
#2	.11256	-.00275	.00043	.00005	-.00112	.00109	-.00018

Elem	Ca3179	Cr2677	Co2286	Cu3247	Fe2714	Li6707	Pb2203
Units	ppm	ppm	ppm	ppm	ppm	ppm	ppm
Avge	-.00787	.00010	.00022	-.00374	.01019	.00100	.00049
SDev	.00747	.00015	.00005	.00045	.01934	.00018	.00046
%RSD	94.890	148.14	21.718	12.103	189.72	17.996	94.268

Analysis Report 04/23/12 03:35:25 PM page 11

#1	-.01315	.00021	.00025	-.00342	-.00348	.00112	.00082
#2	-.00259	-.00000	.00018	-.00406	.02386	.00087	.00016

Elem	Se1960	Mg2790	Mn2576	Mo2020	Ni2316	K_7664	Si2881
Units	ppm	ppm	ppm	ppm	ppm	ppm	ppm
Avge	-.00011	.07406	.00002	.00175	-.00056	.36908	-.00428
SDev	.00244	.01590	.00006	.00060	.00052	.09540	.00333
%RSD	2165.5	21.475	340.09	34.151	91.440	25.848	77.827

#1	-.00184	.08531	.00006	.00218	-.00093	.43654	-.00192
#2	.00161	.06281	-.00003	.00133	-.00020	.30162	-.00664

Elem	Ag3280	Na3302	Na5889	Sr4215	Tl1908	Sn1899	Ti3349
Units	ppm	ppm	ppm	ppm	ppm	ppm	ppm
Avge	.00006	-.04530	.05978	-.00006	.00071	.00034	-.00014
SDev	.00008	.01957	.00031	.00000	.00174	.00029	.00018
%RSD	141.18	43.207	.51409	1.3799	245.87	87.177	131.17

#1	.00000	-.05913	.06000	-.00006	.00194	.00013	-.00001
#2	.00012	-.03146	.05957	-.00006	-.00052	.00054	-.00027

Elem	V_2924	Zn2138	2203/1	2203/2	1960/1	1960/2
Units	ppm	ppm	ppm	ppm	ppm	ppm
Avge	.00031	.00090	-.00011	.00079	-.00186	.00076
SDev	.00008	.00010	.00081	.00110	.00475	.00128
%RSD	25.726	11.542	715.75	138.69	255.89	169.02

#1	.00036	.00083	-.00068	.00157	-.00522	-.00015
#2	.00025	.00097	.00046	.00002	.00150	.00167

IntStd	1	2	3	4	5	6	7
Mode	*Counts	NOTUSED	NOTUSED	NOTUSED	NOTUSED	NOTUSED	NOTUSED
Elem	Y	--	--	--	--	--	--

file:///c:/tjadata/temp/a042312.TXT

Wavlen	371.030	--	--	--	--	--	--
Avge	40760	--	--	--	--	--	--
SDev	756.6042	--	--	--	--	--	--
%RSD	1.856242	--	--	--	--	--	--
#1	40225	--	--	--	--	--	--
#2	41295	--	--	--	--	--	--

Method: 20076010 Sample Name: 600-53863-b-5-b Operator: DCL
 Run Time: 04/23/12 15:35:28
 Comment: TRACE 61E
 Mode: CONC Corr. Factor: 1

Elem	Al3082	Sb2068	As1890	Ba4934	Be3130	B_2496	Cd2265
Units	ppm	ppm	ppm	ppm	ppm	ppm	ppm
Avge	.30362	.01913	.00248	.12725	-.00137	.42393	-.00000
SDev	.00423	.00332	.00075	.00056	.00000	.00115	.00005
%RSD	1.3941	17.366	30.108	.44285	.29063	.27249	1855.1
#1	.30661	.02148	.00301	.12764	-.00137	.42474	-.00004
#2	.30062	.01678	.00195	.12685	-.00137	.42311	.00003

Analysis Report

04/23/12 03:39:16 PM

page 12

Elem	Ca3179	Cr2677	Co2286	Cu3247	Fe2714	Li6707	Pb2203
Units	ppm	ppm	ppm	ppm	ppm	ppm	ppm
Avge	530.05	.08817	.00349	.00143	.06616	.03743	-.00071
SDev	3.24	.00045	.00020	.00037	.00537	.00018	.00071
%RSD	.61181	.51065	5.6119	25.618	8.1160	.47681	99.882
#1	532.35	.08848	.00363	.00169	.06236	.03755	-.00021
#2	527.76	.08785	.00335	.00117	.06995	.03730	-.00122

Elem	Se1960	Mg2790	Mn2576	Mo2020	Ni2316	K_7664	Si2881
Units	ppm	ppm	ppm	ppm	ppm	ppm	ppm
Avge	.00258	3.3978	.06501	.87014	.42470	215.03	10.909
SDev	.00156	.0298	.00046	.00080	.00132	1.14	.059
%RSD	60.492	.87712	.70604	.09189	.31049	.53163	.54069
#1	.00148	3.4189	.06534	.87070	.42563	215.84	10.951
#2	.00369	3.3768	.06469	.86957	.42376	214.22	10.868

Elem	Ag3280	Na3302	Na5889	Sr4215	Tl1908	Sn1899	Ti3349
Units	ppm	ppm	ppm	ppm	ppm	ppm	ppm
Avge	-.00029	756.58	444.39	1.3531	-.00026	.00240	-.00425
SDev	.00006	4.17	2.71	.0053	.00007	.00093	.00001
%RSD	19.950	.55162	.60922	.39501	27.936	38.726	.34583
#1	-.00033	759.53	446.31	1.3569	-.00021	.00306	-.00424
#2	-.00025	753.63	442.48	1.3493	-.00031	.00174	-.00426

Elem	V_2924	Zn2138	2203/1	2203/2	1960/1	1960/2
Units	ppm	ppm	ppm	ppm	ppm	ppm
Avge	.00906	.25345	-.00160	-.00027	-.00192	.00483
SDev	.00023	.00112	.00008	.00103	.00025	.00222
%RSD	2.5096	.44294	5.1757	379.93	12.878	45.905
#1	.00922	.25424	-.00154	.00046	-.00210	.00326
#2	.00890	.25266	-.00166	-.00100	-.00175	.00640

file:///c:/tjadata/temp/a042312.TXT

IntStd	1	2	3	4	5	6	7
Mode	*Counts	NOTUSED	NOTUSED	NOTUSED	NOTUSED	NOTUSED	NOTUSED
Elem	Y	--	--	--	--	--	--
Wavlen	371.030	--	--	--	--	--	--
Avge	38026	--	--	--	--	--	--
SDev	217.0818	--	--	--	--	--	--
%RSD	.5708848	--	--	--	--	--	--
#1	37872	--	--	--	--	--	--
#2	38179	--	--	--	--	--	--

Method: 20076010 Sample Name: 600-53862-c-1-b Operator: DCL
Run Time: 04/23/12 15:39:19
Comment: TRACE 61E
Mode: CONC Corr. Factor: 1

Elem	Al3082	Sb2068	As1890	Ba4934	Be3130	B_2496	Cd2265
Units	ppm	ppm	ppm	ppm	ppm	ppm	ppm
Avge	.57415	-.00082	.00061	.07132	-.00129	.07556	-.00007
SDev	.07143	.00015	.00081	.00736	.00014	.00855	.00014

Analysis Report 04/23/12 03:43:07 PM page 13

%RSD	12.441	17.860	132.57	10.318	10.659	11.311	196.81
#1	.62466	-.00071	.00119	.07653	-.00138	.08160	-.00017
#2	.52364	-.00092	.00004	.06612	-.00119	.06952	.00003
Elem	Ca3179	Cr2677	Co2286	Cu3247	Fe2714	Li6707	Pb2203
Units	ppm	ppm	ppm	ppm	ppm	ppm	ppm
Avge	41.599	.00051	.00010	.00002	.61578	.00831	.00151
SDev	4.212	.00001	.00007	.00059	.06084	.00140	.00016
%RSD	10.125	2.4260	73.267	2510.6	9.8797	16.849	10.709
#1	44.578	.00052	.00015	.00044	.65880	.00931	.00162
#2	38.621	.00050	.00005	-.00039	.57276	.00732	.00139
Elem	Se1960	Mg2790	Mn2576	Mo2020	Ni2316	K_7664	Si2881
Units	ppm	ppm	ppm	ppm	ppm	ppm	ppm
Avge	-.00146	4.0777	.04586	.00446	.00283	6.5672	4.4025
SDev	.00098	.4647	.00469	.00100	.00011	.8754	.4803
%RSD	67.222	11.396	10.235	22.318	3.7985	13.330	10.909
#1	-.00077	4.4063	.04918	.00516	.00290	7.1862	4.7421
#2	-.00215	3.7491	.04254	.00376	.00275	5.9482	4.0629
Elem	Ag3280	Na3302	Na5889	Sr4215	Tl1908	Sn1899	Ti3349
Units	ppm	ppm	ppm	ppm	ppm	ppm	ppm
Avge	-.00070	25.651	23.906	.31621	-.00389	.00057	.01354
SDev	.00077	2.457	2.215	.03216	.00250	.00132	.00169
%RSD	111.21	9.5790	9.2646	10.171	64.288	232.81	12.494
#1	-.00124	27.389	25.472	.33895	-.00212	.00150	.01474
#2	-.00015	23.914	22.340	.29347	-.00565	-.00037	.01235
Elem	V_2924	Zn2138	2203/1	2203/2	1960/1	1960/2	
Units	ppm	ppm	ppm	ppm	ppm	ppm	
Avge	.00328	.03349	.00400	.00026	-.00440	.00001	
SDev	.00028	.00350	.00186	.00069	.00309	.00301	
%RSD	8.5495	10.447	46.588	265.76	70.087	23049.	
#1	.00347	.03596	.00532	-.00023	-.00658	.00214	

file:///c:/tjadata/temp/a042312.TXT

#2	.00308	.03102	.00268	.00075	-.00222	-.00212	
IntStd	1	2	3	4	5	6	7
Mode	*Counts	NOTUSED	NOTUSED	NOTUSED	NOTUSED	NOTUSED	NOTUSED
Elem	Y	--	--	--	--	--	--
Wavlen	371.030	--	--	--	--	--	--
Avg	37832	--	--	--	--	--	--
SDev	3124.705	--	--	--	--	--	--
%RSD	8.259314	--	--	--	--	--	--
#1	35623	--	--	--	--	--	--
#2	40042	--	--	--	--	--	--



Method: 20076010 Sample Name: 600-53862-c-2-b Operator: DCL
Run Time: 04/23/12 15:43:10
Comment: TRACE 61E

Analysis Report 04/23/12 03:46:58 PM page 14

Mode: CONC Corr. Factor: 1

Elem	Al3082	Sb2068	As1890	Ba4934	Be3130	B_2496	Cd2265
Units	ppm	ppm	ppm	ppm	ppm	ppm	ppm
Avg	.11625	-.00073	-.00045	.03060	-.00121	.08953	-.00015
SDev	.00106	.00093	.00117	.00010	.00001	.00077	.00002
%RSD	.90998	127.49	260.25	.31185	.97533	.85766	10.650
#1	.11550	-.00139	.00038	.03067	-.00122	.09008	-.00016
#2	.11699	-.00007	-.00127	.03053	-.00120	.08899	-.00014
Elem	Ca3179	Cr2677	Co2286	Cu3247	Fe2714	Li6707	Pb2203
Units	ppm	ppm	ppm	ppm	ppm	ppm	ppm
Avg	19.042	.00006	-.00037	-.00246	.01772	.00593	.00012
SDev	.138	.00023	.00010	.00002	.00395	.00010	.00015
%RSD	.72650	355.53	27.761	.73475	22.303	1.6670	131.40
#1	19.140	-.00010	-.00030	-.00247	.02051	.00600	.00022
#2	18.944	.00023	-.00044	-.00244	.01492	.00586	.00001
Elem	Se1960	Mg2790	Mn2576	Mo2020	Ni2316	K_7664	Si2881
Units	ppm	ppm	ppm	ppm	ppm	ppm	ppm
Avg	.00204	1.9409	.00248	.00054	-.00020	4.8776	2.1358
SDev	.00120	.0169	.00000	.00052	.00020	.0615	.0156
%RSD	59.013	.86982	.00276	95.975	99.432	1.2613	.73131
#1	.00119	1.9528	.00248	.00017	-.00034	4.9211	2.1468
#2	.00289	1.9289	.00248	.00090	-.00006	4.8341	2.1247
Elem	Ag3280	Na3302	Na5889	Sr4215	Tl1908	Sn1899	Ti3349
Units	ppm	ppm	ppm	ppm	ppm	ppm	ppm
Avg	-.00042	22.383	20.918	.15615	-.00335	-.00005	-.00027
SDev	.00001	.130	.155	.00103	.00069	.00026	.00013
%RSD	1.5032	.58046	.74274	.66267	20.668	535.92	48.795
#1	-.00043	22.475	21.028	.15688	-.00384	-.00023	-.00036
#2	-.00042	22.291	20.809	.15542	-.00286	.00014	-.00018
Elem	V_2924	Zn2138	2203/1	2203/2	1960/1	1960/2	
Units	ppm	ppm	ppm	ppm	ppm	ppm	
Avg	.00020	.03291	.00286	-.00126	-.00350	.00481	
SDev	.00006	.00003	.00056	.00005	.00109	.00235	

file:///c:/tjadata/temp/a042312.TXT

%RSD	32.021	.08604	19.405	3.8867	31.100	48.853
#1	.00024	.03289	.00326	-.00129	-.00273	.00315
#2	.00015	.03293	.00247	-.00122	-.00427	.00648

IntStd	1	2	3	4	5	6	7
Mode	*Counts	NOTUSED	NOTUSED	NOTUSED	NOTUSED	NOTUSED	NOTUSED
Elem	Y	--	--	--	--	--	--
Wavlen	371.030	--	--	--	--	--	--
Avge	41012	--	--	--	--	--	--
SDev	330.2189	--	--	--	--	--	--
%RSD	.8051860	--	--	--	--	--	--
#1	40778	--	--	--	--	--	--
#2	41245	--	--	--	--	--	--

Analysis Report

04/23/12 03:46:58 PM

page 15

Method: 20076010 Sample Name: 600-53630-f-1-e Operator: DCL
 Run Time: 04/23/12 15:47:01
 Comment: TRACE 61E
 Mode: CONC Corr. Factor: 1

Elem	Al3082	Sb2068	As1890	Ba4934	Be3130	B_2496	Cd2265
Units	ppm	ppm	ppm	ppm	ppm	ppm	ppm
Avge	1.4099	.00443	.00287	.04832	-.00113	.02545	-.00006
SDev	.0085	.00215	.00180	.00060	.00003	.00028	.00004
%RSD	.60058	48.568	62.633	1.2343	2.3245	1.0886	59.681

#1	1.4039	.00291	.00414	.04790	-.00111	.02526	-.00009
#2	1.4159	.00595	.00160	.04875	-.00115	.02565	-.00004

Elem	Ca3179	Cr2677	Co2286	Cu3247	Fe2714	Li6707	Pb2203
Units	ppm	ppm	ppm	ppm	ppm	ppm	ppm
Avge	32.169	.00113	.00059	-.00031	.90448	.00279	.00160
SDev	.366	.00015	.00003	.00020	.01364	.00009	.00003
%RSD	1.1391	12.848	4.8365	64.482	1.5076	3.3251	1.7516

#1	31.910	.00103	.00061	-.00045	.89484	.00272	.00158
#2	32.428	.00124	.00057	-.00017	.91412	.00285	.00162

Elem	Se1960	Mg2790	Mn2576	Mo2020	Ni2316	K_7664	Si2881
Units	ppm	ppm	ppm	ppm	ppm	ppm	ppm
Avge	.00113	3.1551	.02349	.00202	.00074	9.9926	4.6836
SDev	.00028	.0419	.00030	.00021	.00059	.1386	.0322
%RSD	24.971	1.3290	1.2710	10.338	79.729	1.3870	.68659

#1	.00133	3.1254	.02328	.00188	.00032	9.8946	4.6608
#2	.00093	3.1847	.02370	.00217	.00116	10.091	4.7063

Elem	Ag3280	Na3302	Na5889	Sr4215	Tl1908	Sn1899	Ti3349
Units	ppm	ppm	ppm	ppm	ppm	ppm	ppm
Avge	-.00034	7.9781	7.6026	.12004	-.00236	-.00049	.04265
SDev	.00009	.0754	.0903	.00139	.00107	.00004	.00011
%RSD	26.678	.94449	1.1874	1.1547	45.550	8.4725	.26557

#1	-.00041	7.9248	7.5388	.11906	-.00160	-.00046	.04273
#2	-.00028	8.0314	7.6664	.12102	-.00312	-.00052	.04257

Elem	V_2924	Zn2138	2203/1	2203/2	1960/1	1960/2
------	--------	--------	--------	--------	--------	--------

file:///c:/tjadata/temp/a042312.TXT

Units	ppm	ppm	ppm	ppm	ppm	ppm
Avge	.00562	.03796	.00260	.00110	.00048	.00145
SDev	.00013	.00041	.00100	.00046	.00094	.00089
%RSD	2.2978	1.0890	38.366	41.392	195.97	61.313

#1	.00571	.03767	.00189	.00143	-.00018	.00208
#2	.00553	.03826	.00330	.00078	.00114	.00082

IntStd	1	2	3	4	5	6	7
Mode	*Counts	NOTUSED	NOTUSED	NOTUSED	NOTUSED	NOTUSED	NOTUSED
Elem	Y	--	--	--	--	--	--
Wavlen	371.030	--	--	--	--	--	--
Avge	41369	--	--	--	--	--	--

Analysis Report 04/23/12 03:50:49 PM page 16

SDev	489.3179	--	--	--	--	--	--
%RSD	1.182813	--	--	--	--	--	--
#1	41715	--	--	--	--	--	--
#2	41023	--	--	--	--	--	--

Method: 20076010 Sample Name: CCV met0412ccv_00004 Operator: DCL
 Run Time: 04/23/12 15:50:53
 Comment: TRACE 61E
 Mode: CONC Corr. Factor: 1

Elem	Al3082	Sb2068	As1890	Ba4934	Be3130	B_2496	Cd2265
Units	ppm	ppm	ppm	ppm	ppm	ppm	ppm
Avge	2.5161	.54814	.53020	.54737	.46771	.54372	.56199
SDev	.0168	.00034	.00236	.00211	.00225	.00124	.00293
%RSD	.66577	.06254	.44513	.38503	.48113	.22887	.52110

#1	2.5279	.54789	.53187	.54886	.46930	.54460	.56406
#2	2.5042	.54838	.52853	.54588	.46612	.54284	.55992

Elem	Ca3179	Cr2677	Co2286	Cu3247	Fe2714	Li6707	Pb2203
Units	ppm	ppm	ppm	ppm	ppm	ppm	ppm
Avge	12.665	.47865	.47904	.48453	2.7768	.50369	.51593
SDev	.067	.00232	.00332	.00273	.0369	.00248	.00222
%RSD	.52968	.48429	.69280	.56397	1.3293	.49320	.43009

#1	12.712	.48029	.48138	.48646	2.8029	.50545	.51750
#2	12.617	.47701	.47669	.48260	2.7507	.50194	.51436

Elem	Se1960	Mg2790	Mn2576	Mo2020	Ni2316	K_7664	Si2881
Units	ppm	ppm	ppm	ppm	ppm	ppm	ppm
Avge	.50669	4.9332	.49689	.52710	.57904	13.279	.97760
SDev	.00528	.0313	.00282	.00306	.00788	.075	.00607
%RSD	1.0418	.63396	.56753	.58044	1.3613	.56494	.62122

#1	.51042	4.9553	.49888	.52926	.58461	13.332	.98190
#2	.50296	4.9111	.49490	.52494	.57346	13.226	.97331

Elem	Ag3280	Na3302	Na5889	Sr4215	Tl1908	Sn1899	Ti3349
Units	ppm	ppm	ppm	ppm	ppm	ppm	ppm
Avge	.25467	13.014	12.860	.27486	.59212	.49574	.52589
SDev	.00222	.212	.066	.00111	.00097	.00177	.00272
%RSD	.87134	1.6261	.51063	.40271	.16373	.35667	.51758

#1	.25624	13.163	12.906	.27564	.59144	.49699	.52781
----	--------	--------	--------	--------	--------	--------	--------



file:///c:/tjadata/temp/a042312.TXT

#2	.25310	12.864	12.813	.27408	.59281	.49449	.52397
Elem	V_2924	Zn2138	2203/1	2203/2	1960/1	1960/2	
Units	ppm	ppm	ppm	ppm	ppm	ppm	
Avge	.49483	.55009	.46697	.54041	.45035	.53492	
SDev	.00231	.00289	.00478	.00094	.00519	.00532	
%RSD	.46658	.52501	1.0244	.17330	1.1521	.99531	
#1	.49646	.55214	.47036	.54108	.45402	.53868	
#2	.49319	.54805	.46359	.53975	.44668	.53115	

Analysis Report

04/23/12 03:54:41 PM

page 17

IntStd	1	2	3	4	5	6	7
Mode	*Counts	NOTUSED	NOTUSED	NOTUSED	NOTUSED	NOTUSED	NOTUSED
Elem	Y	--	--	--	--	--	--
Wavlen	371.030	--	--	--	--	--	--
Avge	41127	--	--	--	--	--	--
SDev	313.9554	--	--	--	--	--	--
%RSD	.7633803	--	--	--	--	--	--
#1	40905	--	--	--	--	--	--
#2	41349	--	--	--	--	--	--

Method: 20076010 Sample Name: CCB Operator: DCL
 Run Time: 04/23/12 15:54:44
 Comment: TRACE 61E
 Mode: CONC Corr. Factor: 1

Elem	Al3082	Sb2068	As1890	Ba4934	Be3130	B_2496	Cd2265
Units	ppm	ppm	ppm	ppm	ppm	ppm	ppm
Avge	.11972	.00077	-.00139	.00013	-.00122	.00183	-.00011
SDev	.00158	.00088	.00172	.00004	.00000	.00048	.00002
%RSD	1.3214	113.87	124.33	31.473	.00346	26.180	16.573
#1	.11861	.00140	-.00260	.00015	-.00122	.00217	-.00013
#2	.12084	.00015	-.00017	.00010	-.00122	.00149	-.00010
Elem	Ca3179	Cr2677	Co2286	Cu3247	Fe2714	Li6707	Pb2203
Units	ppm	ppm	ppm	ppm	ppm	ppm	ppm
Avge	-.01524	.00027	-.00044	-.00378	-.00966	.00082	.00070
SDev	.00053	.00010	.00006	.00026	.00078	.00001	.00051
%RSD	3.5029	35.812	12.838	6.8061	8.0992	1.1048	73.418
#1	-.01562	.00034	-.00040	-.00360	-.01021	.00082	.00034
#2	-.01487	.00020	-.00048	-.00397	-.00911	.00083	.00106
Elem	Se1960	Mg2790	Mn2576	Mo2020	Ni2316	K_7664	Si2881
Units	ppm	ppm	ppm	ppm	ppm	ppm	ppm
Avge	.00073	.06396	.00009	.00100	-.00072	.30004	-.00279
SDev	.00098	.00059	.00000	.00075	.00027	.01243	.00142
%RSD	134.50	.92288	.20592	74.863	37.396	4.1438	51.013
#1	.00142	.06354	.00009	.00153	-.00091	.29125	-.00178
#2	.00004	.06438	.00009	.00047	-.00053	.30883	-.00379
Elem	Ag3280	Na3302	Na5889	Sr4215	Tl1908	Sn1899	Ti3349
Units	ppm	ppm	ppm	ppm	ppm	ppm	ppm
Avge	-.00058	-.22768	.04679	-.00008	-.00179	-.00078	-.00013
SDev	.00018	.04789	.00007	.00001	.00436	.00050	.00017

file:///c:/tjadata/temp/a042312.TXT

%RSD	30.671	21.035	.14503	12.220	244.37	64.555	133.13
#1	-.00045	-.19382	.04674	-.00007	.00130	-.00042	-.00001
#2	-.00070	-.26155	.04684	-.00008	-.00487	-.00113	-.00024
Elem	V_2924	Zn2138	2203/1	2203/2	1960/1	1960/2	
Units	ppm	ppm	ppm	ppm	ppm	ppm	
Avge	.00029	.00069	-.00083	.00146	-.00554	.00387	
SDev	.00047	.00002	.00370	.00108	.00610	.00452	
%RSD	159.60	2.3683	445.11	73.878	110.07	116.98	

Analysis Report 04/23/12 03:58:32 PM page 18

#1	.00063	.00068	-.00345	.00223	-.00986	.00706	
#2	-.00004	.00071	.00179	.00070	-.00123	.00067	
IntStd	1	2	3	4	5	6	7
Mode	*Counts	NOTUSED	NOTUSED	NOTUSED	NOTUSED	NOTUSED	NOTUSED
Elem	Y	--	--	--	--	--	--
Wavlen	371.030	--	--	--	--	--	--
Avge	41234	--	--	--	--	--	--
SDev	55.86144	--	--	--	--	--	--
%RSD	.1354726	--	--	--	--	--	--
#1	41274	--	--	--	--	--	--
#2	41195	--	--	--	--	--	--

Analysis Report 04/23/12 04:13:17 PM page 1

Method: 20076010 Sample Name: ICSA metisa_00072 Operator: DCL
 Run Time: 04/23/12 16:09:29
 Comment: TRACE 61E
 Mode: CONC Corr. Factor: 1

Elem	Al3082	Sb2068	As1890	Ba4934	Be3130	B_2496	Cd2265
Units	ppm	ppm	ppm	ppm	ppm	ppm	ppm
Avge	484.59	.00039	.00006	.00186	-.00149	-.00034	-.00899
SDev	.52	.00106	.00044	.00012	.00000	.00086	.00056
%RSD	.10654	269.33	708.85	6.5871	.22940	249.03	6.1988
#1	484.22	.00114	.00037	.00177	-.00149	-.00095	-.00859
#2	484.95	-.00036	-.00025	.00195	-.00149	.00026	-.00938
Elem	Ca3179	Cr2677	Co2286	Cu3247	Fe2714	Li6707	Pb2203
Units	ppm	ppm	ppm	ppm	ppm	ppm	ppm
Avge	450.04	.00100	.00002	.00867	206.69	.00533	.00215
SDev	1.94	.00035	.00047	.00061	.47	.00013	.00159
%RSD	.43058	35.528	2575.0	7.0589	.22739	2.3808	73.572
#1	448.67	.00075	.00035	.00824	206.35	.00524	.00103
#2	451.42	.00125	-.00031	.00910	207.02	.00542	.00328
Elem	Se1960	Mg2790	Mn2576	Mo2020	Ni2316	K_7664	Si2881
Units	ppm	ppm	ppm	ppm	ppm	ppm	ppm
Avge	-.01449	488.02	-.00687	-.00024	.00070	.41616	.00581
SDev	.00045	2.29	.00000	.00301	.00052	.07240	.00225
%RSD	3.1305	.46840	.04893	1261.0	74.631	17.397	38.706
#1	-.01481	486.40	-.00687	.00189	.00106	.36496	.00422
#2	-.01417	489.63	-.00687	-.00237	.00033	.46735	.00740



file:///c:/tjadata/temp/a042312.TXT

Elem	Ag3280	Na3302	Na5889	Sr4215	Tl1908	Sn1899	Ti3349
Units	ppm	ppm	ppm	ppm	ppm	ppm	ppm
Avge	- .00029	.30043	.23805	-.00883	.02216	-.00269	-.00404
SDev	.00042	.05592	.00741	.00000	.01136	.00715	.00014
%RSD	146.96	18.613	3.1107	.05377	51.268	265.23	3.4285

#1	.00001	.33997	.23281	-.00883	.03020	.00236	-.00414
#2	-.00059	.26089	.24328	-.00883	.01413	-.00775	-.00395

Elem	V_2924	Zn2138	2203/1	2203/2	1960/1	1960/2
Units	ppm	ppm	ppm	ppm	ppm	ppm
Avge	.00436	-.00807	.01006	-.00180	-.00817	-.01765
SDev	.00037	.00020	.00314	.00081	.00337	.00101
%RSD	8.4651	2.5269	31.225	44.895	41.301	5.7028

#1	.00410	-.00822	.00784	-.00237	-.01056	-.01694
#2	.00463	-.00793	.01228	-.00123	-.00578	-.01837

IntStd	1	2	3	4	5	6	7
Mode	*Counts	NOTUSED	NOTUSED	NOTUSED	NOTUSED	NOTUSED	NOTUSED
Elem	Y	--	--	--	--	--	--
Wavlen	371.030	--	--	--	--	--	--
Avge	37212	--	--	--	--	--	--
SDev	267.2864	--	--	--	--	--	--
%RSD	.7182800	--	--	--	--	--	--

Analysis Report

04/23/12 04:13:17 PM

page 2

#1	37401	--	--	--	--	--	--
#2	37023	--	--	--	--	--	--

Method: 20076010 Sample Name: ICSAB metisb_00074 Operator: DCL
 Run Time: 04/23/12 16:13:20
 Comment: TRACE 61E
 Mode: CONC Corr. Factor: 1

Elem	Al3082	Sb2068	As1890	Ba4934	Be3130	B_2496	Cd2265
Units	ppm	ppm	ppm	ppm	ppm	ppm	ppm
Avge	498.63	1.1464	1.0835	1.1534	.45733	1.1573	.51973
SDev	.10	.0058	.0016	.0015	.00012	.0017	.00092
%RSD	.02019	.50762	.14657	.12705	.02563	.14379	.17631

#1	498.70	1.1423	1.0847	1.1524	.45741	1.1561	.52038
#2	498.56	1.1505	1.0824	1.1545	.45724	1.1585	.51908

Elem	Ca3179	Cr2677	Co2286	Cu3247	Fe2714	Li6707	Pb2203
Units	ppm	ppm	ppm	ppm	ppm	ppm	ppm
Avge	461.29	.93766	.89702	1.0334	218.96	1.2913	1.0137
SDev	.99	.00127	.00084	.0004	.13	.0009	.0060
%RSD	.21541	.13562	.09376	.03880	.05820	.06608	.59328

#1	461.99	.93856	.89761	1.0336	219.05	1.2907	1.0179
#2	460.58	.93676	.89643	1.0331	218.87	1.2919	1.0094

Elem	Se1960	Mg2790	Mn2576	Mo2020	Ni2316	K_7664	Si2881
Units	ppm	ppm	ppm	ppm	ppm	ppm	ppm
Avge	1.0043	503.35	.98812	1.0523	1.0654	15.825	1.0566
SDev	.0015	.80	.00111	.0014	.0026	.029	.0014
%RSD	.15091	.15956	.11214	.13415	.24206	.18118	.13049

file:///c:/tjadata/temp/a042312.TXT

#1	1.0032	503.92	.98891	1.0513	1.0672	15.846	1.0576
#2	1.0054	502.78	.98734	1.0533	1.0636	15.805	1.0557
Elem	Ag3280	Na3302	Na5889	Sr4215	Tl1908	Sn1899	Ti3349
Units	ppm	ppm	ppm	ppm	ppm	ppm	ppm
Avge	.55879	12.587	14.491	.55736	1.1879	.97532	1.0545
SDev	.00054	.183	.004	.00019	.0083	.00220	.0001
%RSD	.09688	1.4576	.02575	.03416	.69940	.22514	.01353
#1	.55918	12.717	14.488	.55723	1.1821	.97687	1.0544
#2	.55841	12.458	14.494	.55750	1.1938	.97377	1.0546
Elem	V_2924	Zn2138	2203/1	2203/2	1960/1	1960/2	
Units	ppm	ppm	ppm	ppm	ppm	ppm	
Avge	.97939	1.0991	.91452	1.0633	.88620	1.0634	
SDev	.00082	.0005	.01256	.0027	.00285	.0037	
%RSD	.08337	.04881	1.3733	.25784	.32217	.34804	
#1	.97997	1.0987	.92340	1.0652	.88822	1.0608	
#2	.97881	1.0994	.90564	1.0613	.88418	1.0660	
IntStd	1	2	3	4	5	6	7
Mode	*Counts	NOTUSED	NOTUSED	NOTUSED	NOTUSED	NOTUSED	NOTUSED
Analysis Report				04/23/12 04:17:08 PM		page 3	
Elem	Y	--	--	--	--	--	--
Wavlen	371.030	--	--	--	--	--	--
Avge	37098	--	--	--	--	--	--
SDev	169.7056	--	--	--	--	--	--
%RSD	.4574522	--	--	--	--	--	--
#1	36978	--	--	--	--	--	--
#2	37218	--	--	--	--	--	--

1

2

3

4

5

6

7

8

9

10

11

12

13

14

15

16

17

file:///c:/tjadata/temp/a042412.TXT

Method: 20076010 04/24/12 08:36:23 AM page 1

METHOD INFORMATION **

Sample Introduction Device: Normal
 Calibration Mode: Concentration

Default Setup:

Number of Repeats : 2	Auto-store Analysis Data? Yes
Flush Time (sec) : 45.0	Auto-store Stdzn Data? Yes
Auto-Increment Sample Names? No	Store Individual Repeats? No
	Auto-print Analysis Data? Yes
	Auto-print Stdzn Report : +Readback
	Condensed Print Format? Yes

Default File Names:

Analysis Data File : A042412	Autosampler Table : TRAVIS
	Sample Limits Table : LCTAB
Calibration Data File : CALDATA	Blank Limits Table : BLCTAB
Calibration Stds Table : CALSTDS	QC Check Table : LCTAB

Standardization Rpt. 04/24/12 09:08:09 AM page 1

Method: 20076010 Standard: S0
 Run Time: 04/24/12 09:04:45

Elem	Al3082	Sb2068	As1890	Ba4934	Be3130	B_2496	Cd2265
Avg	.00516	.00036	-.00131	.00005	-.01772	.00186	.00047
SDev	.00011	.00135	.00171	.00021	.00056	.00278	.00422
%RSD	2.1092	379.23	130.54	418.46	3.1330	148.98	904.55
#1	.00508	-.00060	-.00252	-.00010	-.01733	-.00010	-.00252
#2	.00523	.00131	-.00010	.00020	-.01812	.00382	.00345
Elem	Ca3179	Cr2677	Co2286	Cu3247	Fe2714	Li6707	Mg2790
Avg	.00578	-.00019	-.00062	.00472	-.00152	.07617	.04110
SDev	.00018	.00012	.00031	.00034	.00211	.00084	.00052
%RSD	3.1849	65.419	50.270	7.1117	139.08	1.1081	1.2531
#1	.00565	-.00027	-.00085	.00448	-.00301	.07558	.04074
#2	.00591	-.00010	-.00040	.00496	-.00003	.07677	.04147
Elem	Mn2576	Mo2020	Ni2316	K_7664	Si2881	Ag3280	Na3302
Avg	.00001	-.00021	-.00179	.48358	.03267	-.00042	-.00182
SDev	.00005	.00072	.00061	.00561	.00001	.00039	.00069
%RSD	418.46	344.67	33.921	1.1609	.02227	91.078	38.064
#1	-.00002	-.00072	-.00222	.47961	.03267	-.00070	-.00232
#2	.00005	.00030	-.00136	.48754	.03266	-.00015	-.00133
Elem	Na5889	Sr4215	Tl1908	Sn1899	Ti3349	V_2924	Zn2138
Avg	.24188	-.00266	-.00133	.00012	-.00250	-.00003	.00447
SDev	.00178	.00049	.00038	.00140	.00012	.00000	.00033
%RSD	.73631	18.531	28.646	1187.8	4.9216	.73631	7.4688
#1	.24062	-.00301	-.00159	-.00087	-.00259	-.00002	.00423
#2	.24314	-.00231	-.00106	.00111	-.00242	-.00003	.00471
Elem	2203/1	2203/2	1960/1	1960/2			
Avg	.00779	-.00232	-.00359	.00178			



file:///c:/tjadata/temp/a042412.TXT

SDev	.00286	.00120	.00261	.00019
%RSD	36.769	51.856	72.737	10.692
#1	.00981	-.00147	-.00174	.00164
#2	.00576	-.00317	-.00544	.00191

IntStd	1	2	3	4	5	6	7
Mode	*Counts	NOTUSED	NOTUSED	NOTUSED	NOTUSED	NOTUSED	NOTUSED
Elem	Y	--	--	--	--	--	--
Wavlen	371.030	--	--	--	--	--	--
Avge	39950	--	--	--	--	--	--
SDev	294.1564	--	--	--	--	--	--
%RSD	.7363114	--	--	--	--	--	--
#1	40158	--	--	--	--	--	--
#2	39742	--	--	--	--	--	--

04/24/12 09:12:22 AM

page 2

Method: 20076010 Standard: STD
Run Time: 04/24/12 09:08:59

Elem	Al3082	Sb2068	As1890	Ba4934	Be3130	B_2496	Cd2265
Avge	.84829	.94163	1.1030	11.658	23.045	6.5869	14.021
SDev	.00100	.00080	.0016	.022	.013	.0067	.021
%RSD	.11770	.08441	.14947	.18979	.05541	.10202	.15097
#1	.84899	.94220	1.1042	11.673	23.054	6.5916	14.036
#2	.84758	.94107	1.1019	11.642	23.036	6.5821	14.006
Elem	Ca3179	Cr2677	Co2286	Cu3247	Fe2714	Li6707	Mg2790
Avge	2.8598	2.1555	1.2861	1.2460	4.6878	18.857	1.2907
SDev	.0032	.0024	.0017	.0020	.0001	.029	.0011
%RSD	.11152	.11309	.13526	.16068	.00109	.15219	.08792
#1	2.8621	2.1572	1.2873	1.2474	4.6877	18.877	1.2915
#2	2.8576	2.1538	1.2848	1.2446	4.6878	18.836	1.2899
Elem	Mn2576	Mo2020	Ni2316	K_7664	Si2881	Ag3280	Na3302
Avge	1.7728	1.5392	6.5811	2.7507	.82694	.71613	.11993
SDev	.0029	.0026	.0326	.0035	.00224	.00100	.00002
%RSD	.16130	.17089	.49593	.12716	.27115	.13994	.01901
#1	1.7748	1.5373	6.6042	2.7532	.82852	.71684	.11991
#2	1.7708	1.5411	6.5580	2.7482	.82535	.71543	.11995
Elem	Na5889	Sr4215	Tl1908	Sn1899	Ti3349	V_2924	Zn2138
Avge	15.424	40.170	.30651	2.7208	10.636	.53493	3.1239
SDev	.027	.072	.00041	.0065	.018	.00098	.0021
%RSD	.17802	.17832	.13451	.23967	.16732	.18372	.06766
#1	15.444	40.221	.30622	2.7254	10.649	.53562	3.1254
#2	15.405	40.119	.30680	2.7162	10.624	.53423	3.1224
Elem	2203/1	2203/2	1960/1	1960/2			
Avge	3.7903	7.6094	1.1750	1.0249			
SDev	.0006	.0268	.0017	.0080			
%RSD	.01632	.35239	.14232	.78130			
#1	3.7907	7.5904	1.1739	1.0193			
#2	3.7899	7.6283	1.1762	1.0306			



file:///c:/tjadata/temp/a042412.TXT

IntStd	1	2	3	4	5	6	7
Mode	*Counts	NOTUSED	NOTUSED	NOTUSED	NOTUSED	NOTUSED	NOTUSED
Elem	Y	--	--	--	--	--	--
Wavlen	371.030	--	--	--	--	--	--
Avgc	39723	--	--	--	--	--	--
SDev	4.242641	--	--	--	--	--	--
%RSD	.0106806	--	--	--	--	--	--
#1	39720	--	--	--	--	--	--
#2	39726	--	--	--	--	--	--

04/24/12 09:12:26 AM

page 3

Method: 20076010 Slope = Conc(SIR)/IR

Element	Wavlen	High std	Low std	Slope	Y-intercept	Date Standardized
Al3082	308.215	STD	S0	23.7211	-.122326	04/24/12 09:08:59
Sb2068	206.838	STD	S0	2.13184	-.000758	04/24/12 09:08:59
As1890	189.042	STD	S0	1.79352	.002346	04/24/12 09:08:59
Ba4934	493.409	STD	S0	.171561	-.000009	04/24/12 09:08:59
Be3130	313.042	STD	S0	.043389	.000769	04/24/12 09:08:59
B_2496	249.678	STD	S0	.303719	-.000566	04/24/12 09:08:59
Cd2265	226.502	STD	S0	.071466	-.000033	04/24/12 09:08:59
Ca3179	317.933	STD	S0	7.00759	-.040524	04/24/12 09:08:59
Cr2677	267.716	STD	S0	.927778	.000174	04/24/12 09:08:59
Co2286	228.616	STD	S0	1.55439	.000971	04/24/12 09:08:59
Cu3247	324.753	STD	S0	1.61036	-.007600	04/24/12 09:08:59
Fe2714	271.441	STD	S0	4.08846	.006211	04/24/12 09:08:59
Li6707	670.784	STD	S0	.106493	-.008112	04/24/12 09:08:59
Pb2203	220.353		NONE	.000000	.000000	*04/24/12 09:08:59
Se1960	196.026		NONE	.000000	.000000	*04/24/12 09:08:59
Mg2790	279.078	STD	S0	16.0056	-.657884	04/24/12 09:08:59
Mn2576	257.610	STD	S0	1.12836	-.000014	04/24/12 09:08:59
Mo2020	202.030	STD	S0	1.29920	.000273	04/24/12 09:08:59
Ni2316	231.604	STD	S0	.303817	.000543	04/24/12 09:08:59
K_7664	766.491	STD	S0	8.82175	-4.26598	04/24/12 09:08:59
Si2881	288.158	STD	S0	2.49485	-.081496	04/24/12 09:08:59
Ag3280	328.068	STD	S0	1.39594	.000592	04/24/12 09:08:59
Na3302	330.232	STD	S0	164.264	.299737	04/24/12 09:08:59
Na5889	588.995	STD	S0	1.31731	-.318635	04/24/12 09:08:59
Sr4215	421.552	STD	S0	.024904	.000066	04/24/12 09:08:59
Tl1908	190.864	STD	S0	6.51791	.008638	04/24/12 09:08:59
Sn1899	189.989	STD	S0	.735112	-.000087	04/24/12 09:08:59
Ti3349	334.941	STD	S0	.187988	.000470	04/24/12 09:08:59
V_2924	292.402	STD	S0	3.70281	.000093	04/24/12 09:08:59
Zn2138	213.856	STD	S0	.641937	-.002869	04/24/12 09:08:59
2203/1	220.351	STD	S0	.531835	-.004141	04/24/12 09:08:59
2203/2	220.352	STD	S0	.261770	.000607	04/24/12 09:08:59
1960/1	196.021	STD	S0	1.69900	.006098	04/24/12 09:08:59
1960/2	196.022	STD	S0	1.95069	-.003468	04/24/12 09:08:59

Method: 20076010

Element	Wavelength	Standard	Known Concentration	Measured Concentration	Residual Concentration
Al3082	308.215	S0	.000000	.000000	-.000000
		STD	20.0000	20.0000	.000000

Element	Wavelength	Standard	Known Concentration	Measured Concentration	Residual Concentration

file:///c:/tjadata/temp/a042412.TXT

Sb2068	206.838	S0	.000000	-.000000	.000000	1
		STD	2.00000	2.00666	-.006658	2
			Known	Measured	Residual	
Element	Wavelength	Standard	Concentration	Concentration	Concentration	3
As1890	189.042	S0	.000000	-.000000	.000000	4
		STD	2.00000	1.98066	.019338	5
			Known	Measured	Residual	
Element	Wavelength	Standard	Concentration	Concentration	Concentration	6
Ba4934	493.409	S0	.000000	-.000000	.000000	7
Standardization	Readback Report		04/24/12	09:12:26 AM	page 4	8
		STD	2.00000	2.00000	.000000	9
			Known	Measured	Residual	
Element	Wavelength	Standard	Concentration	Concentration	Concentration	10
Be3130	313.042	S0	.000000	.000000	-.000000	11
		STD	1.00000	1.00064	-.000640	12
			Known	Measured	Residual	
Element	Wavelength	Standard	Concentration	Concentration	Concentration	13
B_2496	249.678	S0	.000000	-.000000	.000000	14
		STD	2.00000	2.00000	.000000	15
			Known	Measured	Residual	
Element	Wavelength	Standard	Concentration	Concentration	Concentration	16
Cd2265	226.502	S0	.000000	-.000000	.000000	17
		STD	1.00000	1.00198	-.001980	
			Known	Measured	Residual	
Element	Wavelength	Standard	Concentration	Concentration	Concentration	
Ca3179	317.933	S0	.000000	-.000000	.000000	
		STD	20.0000	20.0000	.000000	
			Known	Measured	Residual	
Element	Wavelength	Standard	Concentration	Concentration	Concentration	
Cr2677	267.716	S0	.000000	-.000000	.000000	
		STD	2.00000	2.00000	.000000	
			Known	Measured	Residual	
Element	Wavelength	Standard	Concentration	Concentration	Concentration	
Co2286	228.616	S0	.000000	.000000	-.000000	
		STD	2.00000	2.00000	.000000	
			Known	Measured	Residual	
Element	Wavelength	Standard	Concentration	Concentration	Concentration	
Cu3247	324.753	S0	.000000	-.000000	.000000	
		STD	2.00000	1.99894	.001060	
			Known	Measured	Residual	
Element	Wavelength	Standard	Concentration	Concentration	Concentration	
Fe2714	271.441	S0	.000000	-.000000	.000000	
		STD	20.0000	19.1720	.828014	
			Known	Measured	Residual	
Element	Wavelength	Standard	Concentration	Concentration	Concentration	
Li6707	670.784	S0	.000000	.000000	-.000000	
		STD	2.00000	2.00000	.000000	

file:///c:/tjadata/temp/a042412.TXT

Element	Wavelength	Standard	Known Concentration	Measured Concentration	Residual Concentration
Pb2203	220.353	NONE	.000000	.000000	.000000
			.000000	.000000	.000000

Element	Wavelength	Standard	Known Concentration	Measured Concentration	Residual Concentration
Se1960	196.026	NONE	.000000	.000000	.000000
			.000000	.000000	.000000

Standardization Readback Report 04/24/12 09:12:26 AM page 5

Element	Wavelength	Standard	Known Concentration	Measured Concentration	Residual Concentration
Mg2790	279.078	S0	.000000	.000000	-.000000
		STD	20.0000	20.0000	.000002

Element	Wavelength	Standard	Known Concentration	Measured Concentration	Residual Concentration
Mn2576	257.610	S0	.000000	-.000000	.000000
		STD	2.00000	2.00038	-.000380

Element	Wavelength	Standard	Known Concentration	Measured Concentration	Residual Concentration
Mo2020	202.030	S0	.000000	.000000	-.000000
		STD	2.00000	2.00000	.000000

Element	Wavelength	Standard	Known Concentration	Measured Concentration	Residual Concentration
Ni2316	231.604	S0	.000000	-.000000	.000000
		STD	2.00000	2.00000	.000000

Element	Wavelength	Standard	Known Concentration	Measured Concentration	Residual Concentration
K_7664	766.491	S0	.000000	.000000	-.000000
		STD	20.0000	20.0000	.000000

Element	Wavelength	Standard	Known Concentration	Measured Concentration	Residual Concentration
Si2881	288.158	S0	.000000	-.000000	.000000
		STD	2.00000	1.98159	.018410

Element	Wavelength	Standard	Known Concentration	Measured Concentration	Residual Concentration
Ag3280	328.068	S0	.000000	.000000	-.000000
		STD	1.00000	1.00027	-.000274

Element	Wavelength	Standard	Known Concentration	Measured Concentration	Residual Concentration
Na3302	330.232	S0	.000000	-.000000	.000000
		STD	20.0000	20.0000	.000000

Element	Wavelength	Standard	Known Concentration	Measured Concentration	Residual Concentration
Na5889	588.995	S0	.000000	-.000000	.000000
		STD	20.0000	20.0000	.000000

Element	Wavelength	Standard	Known Concentration	Measured Concentration	Residual Concentration
Sr4215	421.552	S0	.000000	-.000000	.000000

file:///c:/tjadata/temp/a042412.TXT

STD	1.00000	1.00048	- .000480
-----	---------	---------	-----------

Element	Wavelength	Standard	Known Concentration	Measured Concentration	Residual Concentration
Tl1908	190.864	S0	.000000	-.000000	.000000
		STD	2.00000	2.00644	-.006442

Standardization Readback Report 04/24/12 09:12:26 AM page 6

Element	Wavelength	Standard	Known Concentration	Measured Concentration	Residual Concentration
Sn1899	189.989	S0	.000000	-.000000	.000000
		STD	2.00000	2.00000	.000000

Element	Wavelength	Standard	Known Concentration	Measured Concentration	Residual Concentration
Ti3349	334.941	S0	.000000	-.000000	.000000
		STD	2.00000	2.00000	.000000

Element	Wavelength	Standard	Known Concentration	Measured Concentration	Residual Concentration
V_2924	292.402	S0	.000000	.000000	-.000000
		STD	2.00000	1.98084	.019164

Element	Wavelength	Standard	Known Concentration	Measured Concentration	Residual Concentration
Zn2138	213.856	S0	.000000	-.000000	.000000
		STD	2.00000	2.00245	-.002452

Element	Wavelength	Standard	Known Concentration	Measured Concentration	Residual Concentration
2203/1	220.351	S0	.000000	-.000000	.000000
		STD	2.00000	2.01167	-.011672

Element	Wavelength	Standard	Known Concentration	Measured Concentration	Residual Concentration
2203/2	220.352	S0	.000000	-.000000	.000000
		STD	2.00000	1.99251	.007490

Element	Wavelength	Standard	Known Concentration	Measured Concentration	Residual Concentration
1960/1	196.021	S0	.000000	.000000	-.000000
		STD	2.00000	2.00251	-.002508

Element	Wavelength	Standard	Known Concentration	Measured Concentration	Residual Concentration
1960/2	196.022	S0	.000000	-.000000	.000000
		STD	2.00000	1.99584	.004162

Analysis Report 04/24/12 09:16:58 AM page 1

Method: 20076010 Sample Name: S2 met0412cal_00001 Operator: DCL

Run Time: 04/24/12 09:13:10

Comment: TRACE 61E

Mode: CONC Corr. Factor: 1

Elem	Al3082	Sb2068	As1890	Ba4934	Be3130	B_2496	Cd2265
Units	ppm	ppm	ppm	ppm	ppm	ppm	ppm
Avgc	20.353	2.0254	2.0240	2.0337	1.0089	2.0310	1.0036

file:///c:/tjadata/temp/a042412.TXT

SDev	.071	.0145	.0070	.0089	.0029	.0073	.0030
%RSD	.35040	.71583	.34665	.43647	.29243	.36037	.29520
#1	20.404	2.0356	2.0290	2.0400	1.0110	2.0361	1.0057
#2	20.303	2.0151	2.0191	2.0274	1.0068	2.0258	1.0015
Elem	Ca3179	Cr2677	Co2286	Cu3247	Fe2714	Li6707	Pb2203
Units	ppm	ppm	ppm	ppm	ppm	ppm	ppm
Avg	20.075	2.0145	2.0132	2.0415	20.115	2.0439	2.0030
SDev	.047	.0051	.0054	.0108	.047	.0096	.0003
%RSD	.23170	.25198	.26834	.52756	.23578	.46934	.01729
#1	20.108	2.0181	2.0171	2.0491	20.148	2.0507	2.0032
#2	20.043	2.0109	2.0094	2.0339	20.081	2.0371	2.0027
Elem	Se1960	Mg2790	Mn2576	Mo2020	Ni2316	K_7664	Si2881
Units	ppm	ppm	ppm	ppm	ppm	ppm	ppm
Avg	2.0235	20.074	2.0109	2.0165	1.9850	20.386	2.0174
SDev	.0010	.043	.0062	.0057	.0088	.079	.0064
%RSD	.04901	.21594	.31005	.28086	.44421	.38895	.31753
#1	2.0228	20.105	2.0153	2.0206	1.9912	20.442	2.0220
#2	2.0242	20.044	2.0065	2.0125	1.9787	20.330	2.0129
Elem	Ag3280	Na3302	Na5889	Sr4215	Tl1908	Sn1899	Ti3349
Units	ppm	ppm	ppm	ppm	ppm	ppm	ppm
Avg	1.0123	20.252	20.728	1.0134	2.0241	2.0153	2.0188
SDev	.0043	.078	.120	.0042	.0036	.0044	.0066
%RSD	.42439	.38695	.57839	.41121	.17801	.21779	.32503
#1	1.0153	20.196	20.813	1.0163	2.0215	2.0184	2.0234
#2	1.0093	20.307	20.643	1.0104	2.0266	2.0122	2.0141
Elem	V_2924	Zn2138	2203/1	2203/2	1960/1	1960/2	
Units	ppm	ppm	ppm	ppm	ppm	ppm	
Avg	2.0146	2.0165	1.9969	2.0060	2.0125	2.0291	
SDev	.0064	.0065	.0050	.0020	.0011	.0009	
%RSD	.31523	.32469	.24829	.09769	.05645	.04532	
#1	2.0191	2.0212	2.0004	2.0046	2.0117	2.0284	
#2	2.0102	2.0119	1.9934	2.0074	2.0133	2.0297	

IntStd	1	2	3	4	5	6	7
Mode	*Counts	NOTUSED	NOTUSED	NOTUSED	NOTUSED	NOTUSED	NOTUSED
Elem	Y	--	--	--	--	--	--
Wavlen	371.030	--	--	--	--	--	--
Avg	40663	--	--	--	--	--	--
SDev	113.1371	--	--	--	--	--	--
%RSD	.2782310	--	--	--	--	--	--

Analysis Report

04/24/12 09:16:58 AM

page 2

#1	40743	--	--	--	--	--	--
#2	40583	--	--	--	--	--	--

Method: 20076010 Sample Name: ICV met0412ccv_00004 Operator: DCL
Run Time: 04/24/12 09:17:01
Comment: TRACE 61E
Mode: CONC Corr. Factor: 1

file:///c:/tjadata/temp/a042412.TXT

Elem	Al3082	Sb2068	As1890	Ba4934	Be3130	B_2496	Cd2265
Units	ppm	ppm	ppm	ppm	ppm	ppm	ppm
Avgc	2.5212	.50393	.50334	.50331	.51151	.50606	.50680
SDev	.0149	.00291	.00138	.00307	.00153	.00396	.00117
%RSD	.59041	.57665	.27432	.60948	.29898	.78204	.23094
#1	2.5318	.50599	.50431	.50548	.51259	.50885	.50763
#2	2.5107	.50188	.50236	.50114	.51043	.50326	.50598
Elem	Ca3179	Cr2677	Co2286	Cu3247	Fe2714	Li6707	Pb2203
Units	ppm	ppm	ppm	ppm	ppm	ppm	ppm
Avgc	12.653	.50426	.50753	.51132	2.5762	.46522	.50210
SDev	.024	.00158	.00103	.00423	.0119	.00279	.00105
%RSD	.18650	.31308	.20213	.82750	.46140	.60068	.20917
#1	12.670	.50537	.50825	.51431	2.5846	.46719	.50284
#2	12.636	.50314	.50680	.50833	2.5677	.46324	.50135
Elem	Se1960	Mg2790	Mn2576	Mo2020	Ni2316	K_7664	Si2881
Units	ppm	ppm	ppm	ppm	ppm	ppm	ppm
Avgc	.51160	5.0210	.49740	.51614	.50541	12.276	.97358
SDev	.00193	.0052	.00157	.00158	.00164	.073	.00522
%RSD	.37790	.10397	.31652	.30666	.32542	.59128	.53639
#1	.51296	5.0173	.49851	.51726	.50425	12.328	.97727
#2	.51023	5.0247	.49628	.51502	.50657	12.225	.96988
Elem	Ag3280	Na3302	Na5889	Sr4215	Tl1908	Sn1899	Ti3349
Units	ppm	ppm	ppm	ppm	ppm	ppm	ppm
Avgc	.25151	12.951	12.228	.25025	.51747	.51389	.51042
SDev	.00201	.037	.165	.00128	.00023	.00052	.00183
%RSD	.79926	.28347	1.3486	.51172	.04402	.10224	.35869
#1	.25293	12.977	12.345	.25115	.51731	.51352	.51171
#2	.25009	12.925	12.112	.24934	.51763	.51426	.50912
Elem	V_2924	Zn2138	2203/1	2203/2	1960/1	1960/2	
Units	ppm	ppm	ppm	ppm	ppm	ppm	
Avgc	.50934	.51187	.50113	.50258	.50521	.51485	
SDev	.00137	.00139	.00005	.00160	.00099	.00241	
%RSD	.26829	.27155	.00975	.31830	.19557	.46734	
#1	.51031	.51285	.50110	.50371	.50591	.51655	
#2	.50837	.51088	.50116	.50145	.50452	.51315	
IntStd	1	2	3	4	5	6	7
Mode	*Counts	NOTUSED	NOTUSED	NOTUSED	NOTUSED	NOTUSED	NOTUSED
Analysis Report				04/24/12 09:20:49 AM		page 3	
Elem	Y	--	--	--	--	--	--
Wavlen	371.030	--	--	--	--	--	--
Avgc	40244	--	--	--	--	--	--
SDev	369.8168	--	--	--	--	--	--
%RSD	.9189480	--	--	--	--	--	--
#1	40505	--	--	--	--	--	--
#2	39982	--	--	--	--	--	--

Method: 20076010 Sample Name: ICB
Run Time: 04/24/12 09:20:52

Operator: DCL

file:///c:/tjadata/temp/a042412.TXT

Comment: TRACE 61E

Mode: CONC Corr. Factor: 1

Elem	Al3082	Sb2068	As1890	Ba4934	Be3130	B_2496	Cd2265
Units	ppm	ppm	ppm	ppm	ppm	ppm	ppm
Avge	.00366	.00513	.00202	.00007	.00008	.00290	.00002
SDev	.00269	.00020	.00015	.00006	.00001	.00060	.00000
%RSD	73.708	3.9661	7.6988	81.443	6.2065	20.614	5.3768
#1	.00175	.00527	.00213	.00003	.00008	.00332	.00002
#2	.00556	.00498	.00191	.00011	.00009	.00247	.00002
Elem	Ca3179	Cr2677	Co2286	Cu3247	Fe2714	Li6707	Pb2203
Units	ppm	ppm	ppm	ppm	ppm	ppm	ppm
Avge	-.00094	.00044	.00021	-.00009	.00274	.00004	.00080
SDev	.00092	.00034	.00052	.00030	.00339	.00002	.00026
%RSD	97.041	78.124	245.89	316.88	123.88	47.653	32.738
#1	-.00159	.00020	-.00016	-.00031	.00514	.00005	.00098
#2	-.00030	.00068	.00058	.00012	.00034	.00003	.00061
Elem	Se1960	Mg2790	Mn2576	Mo2020	Ni2316	K_7664	Si2881
Units	ppm	ppm	ppm	ppm	ppm	ppm	ppm
Avge	.00131	-.00524	.00007	.00316	.00008	-.01440	.00250
SDev	.00227	.00300	.00000	.00083	.00019	.00063	.00134
%RSD	173.28	57.238	.31045	26.302	240.32	4.3837	53.733
#1	.00292	-.00736	.00007	.00375	.00022	-.01396	.00155
#2	-.00030	-.00312	.00007	.00258	-.00006	-.01485	.00345
Elem	Ag3280	Na3302	Na5889	Sr4215	Tl1908	Sn1899	Ti3349
Units	ppm	ppm	ppm	ppm	ppm	ppm	ppm
Avge	.00007	-.08001	-.00066	.00002	.00073	-.00004	.00017
SDev	.00000	.01379	.00028	.00003	.00266	.00077	.00010
%RSD	1.4175	17.237	42.654	164.91	362.87	1920.0	57.481
#1	.00007	-.07025	-.00046	-.00000	-.00115	.00050	.00010
#2	.00007	-.08976	-.00086	.00004	.00262	-.00058	.00025
Elem	V_2924	Zn2138	2203/1	2203/2	1960/1	1960/2	
Units	ppm	ppm	ppm	ppm	ppm	ppm	
Avge	.00035	.00043	.00099	.00070	.00077	.00158	
SDev	.00019	.00037	.00146	.00112	.00038	.00322	
%RSD	53.053	86.229	147.55	160.37	49.442	203.38	
#1	.00022	.00017	-.00004	.00150	.00104	.00386	

Analysis Report

04/24/12 09:24:40 AM

page 4

#2	.00049	.00069	.00203	-.00009	.00050	-.00069	
IntStd	1	2	3	4	5	6	7
Mode	*Counts	NOTUSED	NOTUSED	NOTUSED	NOTUSED	NOTUSED	NOTUSED
Elem	Y	--	--	--	--	--	--
Wavlen	371.030	--	--	--	--	--	--
Avge	40011	--	--	--	--	--	--
SDev	76.36753	--	--	--	--	--	--
%RSD	.1908663	--	--	--	--	--	--
#1	39957	--	--	--	--	--	--
#2	40065	--	--	--	--	--	--



file:///c:/tjadata/temp/a042412.TXT

Method: 20076010 Sample Name: CRI met0212low_00003 Operator: DCL
 Run Time: 04/24/12 09:24:43
 Comment: TRACE 61E
 Mode: CONC Corr. Factor: 1

Elem	Al3082	Sb2068	As1890	Ba4934	Be3130	B_2496	Cd2265
Units	ppm	ppm	ppm	ppm	ppm	ppm	ppm
Avgc	.09615	.01003	.00959	.00958	.00526	.01157	.00530
SDev	.00121	.00188	.00004	.00003	.00003	.00060	.00004
%RSD	1.2546	18.789	.44904	.30686	.55343	5.2068	.79474

#1	.09700	.01137	.00956	.00960	.00528	.01199	.00533
#2	.09529	.00870	.00962	.00956	.00524	.01114	.00527

Elem	Ca3179	Cr2677	Co2286	Cu3247	Fe2714	Li6707	Pb2203
Units	ppm	ppm	ppm	ppm	ppm	ppm	ppm
Avgc	.10724	.00952	.00955	.00896	.09339	.00764	.00935
SDev	.00018	.00030	.00048	.00033	.00870	.00016	.00068
%RSD	.16979	3.1673	5.0125	3.6586	9.3150	2.0513	7.3227

#1	.10737	.00973	.00921	.00920	.08724	.00775	.00887
#2	.10711	.00930	.00989	.00873	.09955	.00753	.00984

Elem	Se1960	Mg2790	Mn2576	Mo2020	Ni2316	K_7664	Si2881
Units	ppm	ppm	ppm	ppm	ppm	ppm	ppm
Avgc	.00997	.09018	.00959	.01056	.00940	.57185	.01253
SDev	.00046	.01012	.00005	.00014	.00038	.05806	.00102
%RSD	4.6230	11.219	.50389	1.3140	4.0652	10.153	8.1168

#1	.01029	.09734	.00962	.01065	.00913	.61290	.01324
#2	.00964	.08303	.00955	.01046	.00967	.53079	.01181

Elem	Ag3280	Na3302	Na5889	Sr4215	Tl1908	Sn1899	Ti3349
Units	ppm	ppm	ppm	ppm	ppm	ppm	ppm
Avgc	.00506	.49624	.54855	.00428	.00976	.00830	.00968
SDev	.00047	.00358	.00482	.00001	.00208	.00048	.00003
%RSD	9.2184	.72084	.87888	.33002	21.340	5.7283	.33117

#1	.00473	.49371	.55196	.00429	.01123	.00797	.00966
#2	.00539	.49877	.54514	.00427	.00828	.00864	.00971

Elem	V_2924	Zn2138	2203/1	2203/2	1960/1	1960/2
Units	ppm	ppm	ppm	ppm	ppm	ppm
Avgc	.00924	.00771	.00925	.00941	.00640	.01175

Analysis Report

04/24/12 09:28:31 AM

page 5

SDev	.00023	.00015	.00260	.00027	.00122	.00130
%RSD	2.5296	1.9609	28.053	2.8711	19.140	11.090

#1	.00941	.00760	.00741	.00960	.00553	.01267
#2	.00907	.00782	.01108	.00921	.00726	.01083

IntStd	1	2	3	4	5	6	7
Mode	*Counts	NOTUSED	NOTUSED	NOTUSED	NOTUSED	NOTUSED	NOTUSED
Elem	Y	--	--	--	--	--	--
Wavlen	371.030	--	--	--	--	--	--
Avgc	40120	--	--	--	--	--	--
SDev	451.8413	--	--	--	--	--	--
%RSD	1.126210	--	--	--	--	--	--
#1	39801	--	--	--	--	--	--

file:///c:/tjadata/temp/a042412.TXT

#2	40440	--	--	--	--	--	--

Method:	20076010	Sample Name:	ICSA metisa_00072	Operator:	DCL		
Run Time:	04/24/12	09:28:34					
Comment:	TRACE 61E						
Mode:	CONC	Corr. Factor:	1				
Elem	Al3082	Sb2068	As1890	Ba4934	Be3130	B_2496	Cd2265
Units	ppm	ppm	ppm	ppm	ppm	ppm	ppm
Avge	513.56	.00178	.00107	.00179	-.00002	-.00159	-.00500
SDev	1.42	.00148	.00246	.00007	.00001	.00122	.00010
%RSD	.27649	83.666	230.26	4.0432	56.922	76.908	2.0782
#1	514.56	.00283	.00280	.00173	-.00002	-.00245	-.00493
#2	512.56	.00072	-.00067	.00184	-.00001	-.00072	-.00508
Elem	Ca3179	Cr2677	Co2286	Cu3247	Fe2714	Li6707	Pb2203
Units	ppm	ppm	ppm	ppm	ppm	ppm	ppm
Avge	460.36	.00174	-.00007	.01273	197.34	.00414	.00190
SDev	1.00	.00066	.00039	.00018	.77	.00006	.00147
%RSD	.21644	37.784	534.27	1.4129	.39119	1.4083	77.678
#1	461.06	.00127	.00020	.01260	197.89	.00418	.00085
#2	459.65	.00220	-.00034	.01285	196.80	.00410	.00294
Elem	Se1960	Mg2790	Mn2576	Mo2020	Ni2316	K_7664	Si2881
Units	ppm	ppm	ppm	ppm	ppm	ppm	ppm
Avge	-.00181	517.76	-.00764	.00111	.00071	.09664	.01439
SDev	.00091	1.17	.00003	.00079	.00106	.01878	.00024
%RSD	50.204	.22691	.40171	70.652	149.90	19.430	1.6869
#1	-.00117	518.60	-.00766	.00167	-.00004	.10991	.01422
#2	-.00245	516.93	-.00762	.00056	.00146	.08336	.01457
Elem	Ag3280	Na3302	Na5889	Sr4215	Tl1908	Sn1899	Ti3349
Units	ppm	ppm	ppm	ppm	ppm	ppm	ppm
Avge	.00023	.00924	.17796	-.00914	-.01270	-.00214	-.00356
SDev	.00019	.00778	.00257	.00006	.00252	.00299	.00013
%RSD	81.937	84.176	1.4459	.66684	19.859	139.72	3.5575
#1	.00036	.01474	.17978	-.00918	-.01091	-.00003	-.00365
#2	.00010	.00374	.17614	-.00910	-.01448	-.00426	-.00347

Analysis Report

04/24/12 09:32:22 AM

page 6

Elem	V_2924	Zn2138	2203/1	2203/2	1960/1	1960/2
Units	ppm	ppm	ppm	ppm	ppm	ppm
Avge	.00315	-.00455	-.01595	.01082	-.00172	-.00185
SDev	.00012	.00007	.00036	.00203	.00031	.00152
%RSD	3.7300	1.5508	2.2857	18.734	18.167	82.073
#1	.00307	-.00450	-.01621	.00938	-.00194	-.00078
#2	.00323	-.00460	-.01569	.01225	-.00150	-.00292
IntStd	1	2	3	4	5	6
Mode	*Counts	NOTUSED	NOTUSED	NOTUSED	NOTUSED	NOTUSED
Elem	Y	--	--	--	--	--
Wavlen	371.030	--	--	--	--	--
Avge	36470	--	--	--	--	--
SDev	222.7386	--	--	--	--	--
%RSD	.6107532	--	--	--	--	--

file:///c:/tjadata/temp/a042412.TXT

```

#1      36312      --      --      --      --      --      --
#2      36627      --      --      --      --      --      --
-----
Method: 20076010   Sample Name: ICSAB metisb_00074   Operator: DCL
Run Time: 04/24/12 09:32:25
Comment: TRACE 61E
Mode: CONC   Corr. Factor: 1

```

Elem	Al3082	Sb2068	As1890	Ba4934	Be3130	B_2496	Cd2265
Units	ppm	ppm	ppm	ppm	ppm	ppm	ppm
Avg	516.63	1.0397	1.0262	1.0440	.49886	1.0525	.46922
SDev	1.19	.0065	.0034	.0024	.00020	.0004	.00082
%RSD	.23045	.62298	.33297	.22949	.04086	.03905	.17448

#1	517.47	1.0443	1.0238	1.0457	.49901	1.0522	.46980
#2	515.78	1.0351	1.0286	1.0423	.49872	1.0528	.46865

Elem	Ca3179	Cr2677	Co2286	Cu3247	Fe2714	Li6707	Pb2203
Units	ppm	ppm	ppm	ppm	ppm	ppm	ppm
Avg	460.76	.98603	.95071	1.0784	204.22	1.1621	.98794
SDev	.22	.00033	.00062	.0032	.24	.0044	.00029
%RSD	.04683	.03390	.06523	.29838	.11576	.37443	.02965

#1	460.91	.98627	.95114	1.0807	204.38	1.1652	.98774
#2	460.60	.98580	.95027	1.0761	204.05	1.1591	.98815

Elem	Se1960	Mg2790	Mn2576	Mo2020	Ni2316	K_7664	Si2881
Units	ppm	ppm	ppm	ppm	ppm	ppm	ppm
Avg	1.0151	520.93	.98349	1.0131	.92805	14.069	1.0454
SDev	.0028	.41	.00081	.0012	.00468	.043	.0011
%RSD	.27488	.07812	.08246	.11748	.50483	.30318	.10668

#1	1.0171	521.22	.98406	1.0123	.93137	14.099	1.0462
#2	1.0131	520.64	.98292	1.0140	.92474	14.039	1.0446

Elem	Ag3280	Na3302	Na5889	Sr4215	Tl1908	Sn1899	Ti3349
Units	ppm	ppm	ppm	ppm	ppm	ppm	ppm
Avg	.54583	12.102	13.291	.49816	.98662	1.0067	1.0158
SDev	.00150	.064	.075	.00107	.00350	.0033	.0003

Analysis Report 04/24/12 09:36:13 AM page 7

%RSD	.27544	.53214	.56749	.21524	.35494	.32957	.02504
#1	.54689	12.148	13.344	.49892	.98910	1.0091	1.0160
#2	.54477	12.057	13.237	.49740	.98415	1.0044	1.0156

Elem	V_2924	Zn2138	2203/1	2203/2	1960/1	1960/2
Units	ppm	ppm	ppm	ppm	ppm	ppm
Avg	1.0040	1.0207	.97053	.99665	1.0181	1.0136
SDev	.0009	.0012	.00364	.00226	.0109	.0013
%RSD	.09222	.12209	.37525	.22680	1.0713	.12509

#1	1.0047	1.0216	.97311	.99505	1.0258	1.0127
#2	1.0034	1.0199	.96796	.99825	1.0104	1.0145

IntStd	1	2	3	4	5	6	7
Mode	*Counts	NOTUSED	NOTUSED	NOTUSED	NOTUSED	NOTUSED	NOTUSED
Elem	Y	--	--	--	--	--	--
Wavlen	371.030	--	--	--	--	--	--
Avg	37251	--	--	--	--	--	--

file:///c:/tjadata/temp/a042412.TXT

SDev	101.8234	--	--	--	--	--	--
%RSD	.2733440	--	--	--	--	--	--
#1	37323	--	--	--	--	--	--
#2	37179	--	--	--	--	--	--

Method: 20076010 Sample Name: CCV met0412ccv_00004 Operator: DCL
 Run Time: 04/24/12 09:36:16
 Comment: TRACE 61E
 Mode: CONC Corr. Factor: 1

Elem	Al3082	Sb2068	As1890	Ba4934	Be3130	B_2496	Cd2265
Units	ppm	ppm	ppm	ppm	ppm	ppm	ppm
Avge	2.5138	.50020	.50239	.49999	.50893	.50332	.50613
SDev	.0177	.00007	.00029	.00133	.00034	.00129	.00125
%RSD	.70219	.01376	.05832	.26641	.06607	.25574	.24760

#1	2.5262	.50025	.50260	.50093	.50917	.50423	.50702
#2	2.5013	.50015	.50218	.49905	.50870	.50241	.50525

Elem	Ca3179	Cr2677	Co2286	Cu3247	Fe2714	Li6707	Pb2203
Units	ppm	ppm	ppm	ppm	ppm	ppm	ppm
Avge	12.595	.50140	.50421	.50769	2.5753	.46171	.50031
SDev	.016	.00010	.00095	.00220	.0353	.00097	.00143
%RSD	.12806	.02006	.18881	.43385	1.3704	.20890	.28603

#1	12.606	.50147	.50489	.50925	2.6003	.46239	.50133
#2	12.583	.50132	.50354	.50614	2.5504	.46103	.49930

Elem	Se1960	Mg2790	Mn2576	Mo2020	Ni2316	K_7664	Si2881
Units	ppm	ppm	ppm	ppm	ppm	ppm	ppm
Avge	.50982	5.0362	.49514	.50865	.50177	12.153	.96619
SDev	.00063	.0109	.00052	.00159	.00296	.010	.00019
%RSD	.12347	.21600	.10535	.31334	.59021	.07885	.01987

#1	.50938	5.0439	.49551	.50978	.50386	12.160	.96606
#2	.51027	5.0285	.49477	.50753	.49968	12.146	.96633

Analysis Report

04/24/12 09:40:04 AM

page 8

Elem	Ag3280	Na3302	Na5889	Sr4215	Tl1908	Sn1899	Ti3349
Units	ppm	ppm	ppm	ppm	ppm	ppm	ppm
Avge	.24996	12.860	12.105	.24894	.51721	.50846	.50880
SDev	.00153	.316	.074	.00047	.00196	.00439	.00056
%RSD	.61320	2.4609	.60746	.18924	.37849	.86254	.10910

#1	.25104	13.083	12.156	.24927	.51860	.51156	.50919
#2	.24887	12.636	12.053	.24861	.51583	.50536	.50840

Elem	V_2924	Zn2138	2203/1	2203/2	1960/1	1960/2
Units	ppm	ppm	ppm	ppm	ppm	ppm
Avge	.50624	.51071	.49770	.50162	.50249	.51355
SDev	.00038	.00036	.00221	.00104	.00235	.00023
%RSD	.07527	.07022	.44326	.20803	.46873	.04546

#1	.50651	.51097	.49926	.50236	.50082	.51371
#2	.50597	.51046	.49614	.50088	.50415	.51338

IntStd	1	2	3	4	5	6	7
Mode	*Counts	NOTUSED	NOTUSED	NOTUSED	NOTUSED	NOTUSED	NOTUSED
Elem	Y	--	--	--	--	--	--

file:///c:/tjadata/temp/a042412.TXT

Wavlen	371.030	--	--	--	--	--	--
Avge	40750	--	--	--	--	--	--
SDev	267.9935	--	--	--	--	--	--
%RSD	.6576608	--	--	--	--	--	--
#1	40939	--	--	--	--	--	--
#2	40560	--	--	--	--	--	--

Method: 20076010 Sample Name: CCB Operator: DCL
Run Time: 04/24/12 09:40:07
Comment: TRACE 61E
Mode: CONC Corr. Factor: 1

Elem	Al3082	Sb2068	As1890	Ba4934	Be3130	B_2496	Cd2265
Units	ppm	ppm	ppm	ppm	ppm	ppm	ppm
Avge	.00827	.00086	.00293	.00001	.00004	.00240	-.00003
SDev	.00690	.00206	.00057	.00014	.00000	.00038	.00018
%RSD	83.378	239.40	19.637	1286.4	9.4082	15.889	694.02

#1	.00340	-.00060	.00252	-.00009	.00004	.00213	-.00016
#2	.01315	.00232	.00334	.00011	.00004	.00267	.00010

Elem	Ca3179	Cr2677	Co2286	Cu3247	Fe2714	Li6707	Pb2203
Units	ppm	ppm	ppm	ppm	ppm	ppm	ppm
Avge	.00144	.00019	.00007	-.00037	-.00072	-.00015	-.00003
SDev	.00047	.00050	.00133	.00046	.04509	.00008	.00091
%RSD	32.572	269.23	1879.0	123.11	6290.3	52.721	3482.8

#1	.00111	-.00017	-.00087	-.00069	-.03260	-.00020	.00062
#2	.00177	.00054	.00101	-.00005	.03116	-.00009	-.00067

Elem	Se1960	Mg2790	Mn2576	Mo2020	Ni2316	K_7664	Si2881
Units	ppm	ppm	ppm	ppm	ppm	ppm	ppm
Avge	.00229	-.00859	.00000	.00256	.00010	-.06258	.00021
SDev	.00208	.00984	.00006	.00035	.00053	.05041	.00370
%RSD	90.853	114.61	110270.	13.508	510.93	80.554	1794.7

Analysis Report

04/24/12 09:43:55 AM

page 9

#1	.00082	-.01554	-.00004	.00280	-.00027	-.09823	-.00241
#2	.00377	-.00163	.00004	.00231	.00048	-.02694	.00282

Elem	Ag3280	Na3302	Na5889	Sr4215	Tl1908	Sn1899	Ti3349
Units	ppm	ppm	ppm	ppm	ppm	ppm	ppm
Avge	-.00035	-.11665	-.00429	.00000	.00177	-.00087	.00012
SDev	.00129	.26441	.00344	.00002	.00063	.00198	.00017
%RSD	363.71	226.68	80.212	599.03	35.780	227.56	138.65

#1	-.00127	-.30361	-.00673	-.00001	.00221	.00053	.00000
#2	.00056	.07032	-.00186	.00002	.00132	-.00227	.00025

Elem	V_2924	Zn2138	2203/1	2203/2	1960/1	1960/2
Units	ppm	ppm	ppm	ppm	ppm	ppm
Avge	-.00002	.00027	-.00305	.00148	-.00286	.00487
SDev	.00032	.00018	.00247	.00260	.00889	.00132
%RSD	1669.5	66.554	81.149	175.08	310.98	27.131

#1	-.00025	.00014	-.00480	.00332	-.00915	.00580
#2	.00021	.00039	-.00130	-.00035	.00343	.00394

IntStd	1	2	3	4	5	6	7
--------	---	---	---	---	---	---	---

file:///c:/tjadata/temp/a042412.TXT

Mode	*Counts	NOTUSED	NOTUSED	NOTUSED	NOTUSED	NOTUSED	NOTUSED
Elem	Y	--	--	--	--	--	--
Wavlen	371.030	--	--	--	--	--	--
Avgc	40331	--	--	--	--	--	--
SDev	332.3402	--	--	--	--	--	--
%RSD	.8240316	--	--	--	--	--	--
#1	40566	--	--	--	--	--	--
#2	40096	--	--	--	--	--	--

Analysis Report

04/24/12 09:58:24 AM

page 1

Method: 20076010 Sample Name: mb 600-77724/1-a Operator: DCL
 Run Time: 04/24/12 09:54:37
 Comment: TRACE 61E
 Mode: CONC Corr. Factor: 1

Elem	Al3082	Sb2068	As1890	Ba4934	Be3130	B_2496	Cd2265
Units	ppm	ppm	ppm	ppm	ppm	ppm	ppm
Avgc	.05087	.00296	.00070	.00101	.00001	.00117	.00007
SDev	.00358	.00390	.00157	.00002	.00000	.00007	.00006
%RSD	7.0346	131.81	226.38	1.8571	36.567	5.6600	90.578
#1	.04834	.00020	.00181	.00100	.00001	.00112	.00002
#2	.05340	.00571	-.00042	.00102	.00001	.00121	.00011
Elem	Ca3179	Cr2677	Co2286	Cu3247	Fe2714	Li6707	Pb2203
Units	ppm	ppm	ppm	ppm	ppm	ppm	ppm
Avgc	.15804	.00087	.00017	.00082	.02728	.00072	.00082
SDev	.01261	.00036	.00013	.00041	.00935	.00006	.00118
%RSD	7.9801	40.916	76.282	50.162	34.286	8.2973	142.84
#1	.14912	.00062	.00026	.00053	.03389	.00077	-.00001
#2	.16695	.00112	.00008	.00112	.02067	.00068	.00165
Elem	Se1960	Mg2790	Mn2576	Mo2020	Ni2316	K_7664	Si2881
Units	ppm	ppm	ppm	ppm	ppm	ppm	ppm
Avgc	-.00157	.03556	.00069	.00021	.00083	.03309	.00951
SDev	.00080	.00561	.00003	.00009	.00108	.03403	.00064
%RSD	51.167	15.776	4.9277	44.035	129.00	102.87	6.7024
#1	-.00213	.03952	.00067	.00027	.00159	.05715	.00996
#2	-.00100	.03159	.00072	.00014	.00007	.00902	.00906
Elem	Ag3280	Na3302	Na5889	Sr4215	Tl1908	Sn1899	Ti3349
Units	ppm	ppm	ppm	ppm	ppm	ppm	ppm
Avgc	.00087	.11017	.04171	.00010	-.00512	.02931	.00069
SDev	.00040	.01005	.00914	.00001	.00312	.00112	.00012
%RSD	45.628	9.1197	21.914	12.308	61.077	3.8338	17.509
#1	.00116	.11728	.04817	.00009	-.00732	.03011	.00061
#2	.00059	.10307	.03524	.00011	-.00291	.02852	.00078
Elem	V_2924	Zn2138	2203/1	2203/2	1960/1	1960/2	
Units	ppm	ppm	ppm	ppm	ppm	ppm	
Avgc	.00033	.02075	.00120	.00064	-.00668	.00099	
SDev	.00033	.00151	.00089	.00132	.00207	.00017	
%RSD	100.02	7.2710	74.041	207.75	30.956	16.851	
#1	.00010	.01968	.00057	-.00030	-.00814	.00087	
#2	.00056	.02182	.00183	.00157	-.00522	.00111	

file:///c:/tjadata/temp/a042412.TXT

IntStd	1	2	3	4	5	6	7
Mode	*Counts	NOTUSED	NOTUSED	NOTUSED	NOTUSED	NOTUSED	NOTUSED
Elem	Y	--	--	--	--	--	--
Wavlen	371.030	--	--	--	--	--	--
Avge	39852	--	--	--	--	--	--
SDev	338.7042	--	--	--	--	--	--
%RSD	.8499157	--	--	--	--	--	--

Analysis Report 04/24/12 09:58:24 AM page 2

#1	39612	--	--	--	--	--	--
#2	40091	--	--	--	--	--	--

Method: 20076010 Sample Name: lcs 600-77724/2-a Operator: DCL
 Run Time: 04/24/12 09:58:27
 Comment: TRACE 61E
 Mode: CONC Corr. Factor: 1

Elem	Al3082	Sb2068	As1890	Ba4934	Be3130	B_2496	Cd2265
Units	ppm	ppm	ppm	ppm	ppm	ppm	ppm
Avge	85.690	.95473	1.2953	2.4961	1.5171	.85279	.70024
SDev	3.208	.03734	.0467	.0923	.0514	.02791	.02392
%RSD	3.7440	3.9108	3.6017	3.6986	3.3852	3.2728	3.4154

#1	87.959	.98113	1.3283	2.5614	1.5534	.87252	.71715
#2	83.422	.92833	1.2623	2.4308	1.4808	.83305	.68333

Elem	Ca3179	Cr2677	Co2286	Cu3247	Fe2714	Li6707	Pb2203
Units	ppm	ppm	ppm	ppm	ppm	ppm	ppm
Avge	90.169	1.0156	1.3771	1.1010	167.52	.07927	1.3048
SDev	3.037	.0354	.0480	.0417	6.00	.00302	.0449
%RSD	3.3683	3.4889	3.4828	3.7869	3.5805	3.8155	3.4425

#1	92.317	1.0406	1.4110	1.1305	171.76	.08141	1.3365
#2	88.022	.99053	1.3432	1.0715	163.28	.07713	1.2730

Elem	Se1960	Mg2790	Mn2576	Mo2020	Ni2316	K_7664	Si2881
Units	ppm	ppm	ppm	ppm	ppm	ppm	ppm
Avge	1.8643	38.584	5.0371	.92873	1.3168	44.607	11.358
SDev	.0728	1.353	.1760	.02913	.0496	1.581	.401
%RSD	3.9024	3.5058	3.4938	3.1369	3.7645	3.5449	3.5315

#1	1.9157	39.541	5.1615	.94933	1.3519	45.725	11.641
#2	1.8129	37.628	4.9126	.90813	1.2818	43.489	11.074

Elem	Ag3280	Na3302	Na5889	Sr4215	Tl1908	Sn1899	Ti3349
Units	ppm	ppm	ppm	ppm	ppm	ppm	ppm
Avge	.44957	3.4761	6.3023	2.4436	1.5297	1.5306	3.8000
SDev	.01620	.2439	.2406	.0901	.0554	.0559	.1330
%RSD	3.6040	7.0161	3.8169	3.6869	3.6222	3.6519	3.5001

#1	.46103	3.6485	6.4724	2.5073	1.5689	1.5702	3.8941
#2	.43812	3.3036	6.1322	2.3799	1.4905	1.4911	3.7060

Elem	V_2924	Zn2138	2203/1	2203/2	1960/1	1960/2
Units	ppm	ppm	ppm	ppm	ppm	ppm
Avge	.61634	2.0433	1.2922	1.3111	1.8219	1.8855
SDev	.02186	.0705	.0358	.0495	.0665	.0759
%RSD	3.5462	3.4482	2.7714	3.7732	3.6500	4.0243

file:///c:/tjadata/temp/a042412.TXT

#1	.63179	2.0931	1.3175	1.3460	1.8689	1.9392
#2	.60088	1.9935	1.2668	1.2761	1.7749	1.8319

IntStd	1	2	3	4	5	6	7
Mode	*Counts	NOTUSED	NOTUSED	NOTUSED	NOTUSED	NOTUSED	NOTUSED

Analysis Report 04/24/12 10:02:15 AM page 3

Elem	Y	--	--	--	--	--	--
Wavlen	371.030	--	--	--	--	--	--
Avge	42676	--	--	--	--	--	--
SDev	972.9789	--	--	--	--	--	--
%RSD	2.279921	--	--	--	--	--	--

#1	41988	--	--	--	--	--	--
#2	43364	--	--	--	--	--	--

Method: 20076010 Sample Name: 600-53712-a-35-a Operator: DCL

Run Time: 04/24/12 10:02:18

Comment: TRACE 61E

Mode: CONC Corr. Factor: 1

Elem	Al3082	Sb2068	As1890	Ba4934	Be3130	B_2496	Cd2265
Units	ppm	ppm	ppm	ppm	ppm	ppm	ppm
Avge	238.50	.01080	.12325	2.5906	.01414	.08196	-.00420
SDev	.26	.00421	.00124	.0029	.00009	.00068	.00001
%RSD	.11036	39.001	1.0061	.11265	.63284	.83121	.30780

#1	238.69	.01378	.12412	2.5927	.01420	.08244	-.00421
#2	238.31	.00782	.12237	2.5886	.01407	.08148	-.00419

Elem	Ca3179	Cr2677	Co2286	Cu3247	Fe2714	Li6707	Pb2203
Units	ppm	ppm	ppm	ppm	ppm	ppm	ppm
Avge	604.34	.24300	.10522	.18627	280.98	.15534	.25104
SDev	2.37	.00106	.00002	.00013	.71	.00003	.00019
%RSD	.39193	.43622	.01504	.06767	.25370	.01580	.07506

#1	606.02	.24375	.10521	.18636	281.48	.15533	.25091
#2	602.67	.24225	.10524	.18618	280.47	.15536	.25117

Elem	Se1960	Mg2790	Mn2576	Mo2020	Ni2316	K_7664	Si2881
Units	ppm	ppm	ppm	ppm	ppm	ppm	ppm
Avge	.00601	53.179	4.5085	.00327	.23329	54.094	9.2438
SDev	.00148	.157	.0127	.00193	.00088	.009	.0105
%RSD	24.572	.29555	.28066	59.062	.37528	.01578	.11403

#1	.00705	53.290	4.5174	.00463	.23391	54.100	9.2513
#2	.00496	53.067	4.4995	.00190	.23267	54.088	9.2364

Elem	Ag3280	Na3302	Na5889	Sr4215	Tl1908	Sn1899	Ti3349
Units	ppm	ppm	ppm	ppm	ppm	ppm	ppm
Avge	-.00237	.27191	.64550	.36257	-.02268	.03588	.32947
SDev	.00043	.08620	.00043	.00042	.00165	.00027	.00107
%RSD	18.207	31.701	.06678	.11683	7.2822	.75512	.32423

#1	-.00268	.21096	.64580	.36287	-.02151	.03607	.33022
#2	-.00207	.33286	.64520	.36227	-.02385	.03568	.32871

Elem	V_2924	Zn2138	2203/1	2203/2	1960/1	1960/2
Units	ppm	ppm	ppm	ppm	ppm	ppm
Avge	.69186	.66694	.23410	.25951	-.00517	.01160



file:///c:/tjadata/temp/a042412.TXT

SDev	.00195	.00130	.00117	.00087	.00541	.00049	
%RSD	.28132	.19502	.49934	.33415	104.63	4.2442	
#1	.69324	.66786	.23493	.25889	-.00135	.01125	
Analysis Report				04/24/12 10:06:06 AM	page 4		
#2	.69048	.66602	.23328	.26012	-.00900	.01195	
IntStd	1	2	3	4	5	6	7
Mode	*Counts	NOTUSED	NOTUSED	NOTUSED	NOTUSED	NOTUSED	NOTUSED
Elem	Y	--	--	--	--	--	--
Wavlen	371.030	--	--	--	--	--	--
Avge	44520	--	--	--	--	--	--
SDev	161.9275	--	--	--	--	--	--
%RSD	.3637144	--	--	--	--	--	--
#1	44406	--	--	--	--	--	--
#2	44635	--	--	--	--	--	--

Method: 20076010 Sample Name: 600-53841-c-1-b Operator: DCL
Run Time: 04/24/12 10:06:09
Comment: TRACE 61E
Mode: CONC Corr. Factor: 1

Elem	Al3082	Sb2068	As1890	Ba4934	Be3130	B_2496	Cd2265
Units	ppm	ppm	ppm	ppm	ppm	ppm	ppm
Avge	331.55	.00612	.11260	3.6176	.01726	.04400	-.00003
SDev	.27	.00319	.00483	.0046	.00001	.00045	.00004
%RSD	.08183	52.121	4.2910	.12643	.05107	1.0153	115.07
#1	331.74	.00838	.11602	3.6208	.01727	.04432	-.00001
#2	331.35	.00387	.10918	3.6143	.01726	.04368	-.00006
Elem	Ca3179	Cr2677	Co2286	Cu3247	Fe2714	Li6707	Pb2203
Units	ppm	ppm	ppm	ppm	ppm	ppm	ppm
Avge	1199.1	.27142	.16112	.19098	240.04	.17835	.24112
SDev	.7	.00013	.00011	.00005	.02	.00030	.00103
%RSD	.05752	.04791	.07005	.02450	.00890	.16752	.42748
#1	1198.7	.27151	.16104	.19102	240.05	.17856	.24039
#2	1199.6	.27133	.16120	.19095	240.02	.17814	.24185
Elem	Se1960	Mg2790	Mn2576	Mo2020	Ni2316	K_7664	Si2881
Units	ppm	ppm	ppm	ppm	ppm	ppm	ppm
Avge	-.00575	47.651	16.519	-.00081	.30696	29.647	15.964
SDev	.00104	.013	.011	.00067	.00046	.055	.006
%RSD	18.078	.02636	.06390	82.654	.14933	.18403	.03977
#1	-.00649	47.660	16.526	-.00034	.30728	29.685	15.969
#2	-.00502	47.642	16.511	-.00128	.30664	29.608	15.960
Elem	Ag3280	Na3302	Na5889	Sr4215	Tl1908	Sn1899	Ti3349
Units	ppm	ppm	ppm	ppm	ppm	ppm	ppm
Avge	-.00236	1.4096	1.5296	2.6281	-.03017	.03290	.19091
SDev	.00012	.0711	.0029	.0039	.00082	.00136	.00062
%RSD	5.1611	5.0420	.18909	.14648	2.7272	4.1178	.32446
#1	-.00244	1.3594	1.5317	2.6308	-.02958	.03386	.19134
#2	-.00227	1.4599	1.5276	2.6254	-.03075	.03194	.19047
Elem	V_2924	Zn2138	2203/1	2203/2	1960/1	1960/2	

file:///c:/tjadata/temp/a042412.TXT

Units	ppm	ppm	ppm	ppm	ppm	ppm	
Avg	.68955	.65060	.22275	.25030	-.01375	-.00175	
Analysis Report				04/24/12 10:09:57 AM		page 5	
SDev	.00014	.00087	.00267	.00021	.00175	.00068	
%RSD	.02075	.13404	1.2004	.08354	12.754	38.938	
#1	.68965	.64998	.22086	.25015	-.01499	-.00224	
#2	.68944	.65121	.22464	.25045	-.01251	-.00127	
IntStd	1	2	3	4	5	6	7
Mode	*Counts	NOTUSED	NOTUSED	NOTUSED	NOTUSED	NOTUSED	NOTUSED
Elem	Y	--	--	--	--	--	--
Wavlen	371.030	--	--	--	--	--	--
Avg	46918	--	--	--	--	--	--
SDev	74.24622	--	--	--	--	--	--
%RSD	.1582484	--	--	--	--	--	--
#1	46970	--	--	--	--	--	--
#2	46865	--	--	--	--	--	--

Method: 20076010 Sample Name: 600-53841-c-2-b Operator: DCL
Run Time: 04/24/12 10:10:00
Comment: TRACE 61E
Mode: CONC Corr. Factor: 1

Elem	Al3082	Sb2068	As1890	Ba4934	Be3130	B_2496	Cd2265
Units	ppm	ppm	ppm	ppm	ppm	ppm	ppm
Avg	308.00	.00619	.11474	3.5422	.01724	.03809	-.00161
SDev	.58	.00187	.00196	.0070	.00005	.00024	.00009
%RSD	.18744	30.312	1.7104	.19874	.25902	.62372	5.8807
#1	308.41	.00486	.11613	3.5472	.01727	.03826	-.00154
#2	307.59	.00751	.11336	3.5373	.01720	.03792	-.00168
Elem	Ca3179	Cr2677	Co2286	Cu3247	Fe2714	Li6707	Pb2203
Units	ppm	ppm	ppm	ppm	ppm	ppm	ppm
Avg	642.32	.25994	.16545	.19128	238.80	.14992	.25385
SDev	1.76	.00058	.00066	.00031	.59	.00014	.00051
%RSD	.27341	.22148	.39992	.16158	.24771	.09395	.19901
#1	643.56	.26035	.16591	.19150	239.22	.15002	.25350
#2	641.08	.25954	.16498	.19106	238.38	.14982	.25421
Elem	Se1960	Mg2790	Mn2576	Mo2020	Ni2316	K_7664	Si2881
Units	ppm	ppm	ppm	ppm	ppm	ppm	ppm
Avg	-.00495	42.127	16.165	-.00024	.29350	26.062	9.9536
SDev	.00312	.109	.043	.00076	.00143	.029	.0173
%RSD	62.932	.25974	.26618	320.98	.48537	.11053	.17350
#1	-.00716	42.205	16.196	-.00077	.29451	26.082	9.9658
#2	-.00275	42.050	16.135	.00030	.29249	26.041	9.9413
Elem	Ag3280	Na3302	Na5889	Sr4215	Tl1908	Sn1899	Ti3349
Units	ppm	ppm	ppm	ppm	ppm	ppm	ppm
Avg	-.00267	1.2600	1.5447	2.0240	-.02840	.03501	.17272
SDev	.00013	.0405	.0023	.0035	.00370	.00071	.00058
%RSD	5.0280	3.2166	.14592	.17052	13.020	2.0409	.33320
#1	-.00258	1.2886	1.5463	2.0264	-.03101	.03551	.17313
#2	-.00277	1.2313	1.5431	2.0215	-.02578	.03450	.17232

file:///c:/tjadata/temp/a042412.TXT

Analysis Report

04/24/12 10:13:48 AM

page 6

Elem	V_2924	Zn2138	2203/1	2203/2	1960/1	1960/2
Units	ppm	ppm	ppm	ppm	ppm	ppm
Avg	.66329	.63916	.23365	.26395	-.01602	.00058
SDev	.00189	.00047	.00082	.00035	.00557	.00189
%RSD	.28485	.07403	.35283	.13093	34.790	325.94
#1	.66463	.63949	.23307	.26371	-.01996	-.00076
#2	.66196	.63882	.23424	.26420	-.01208	.00192

IntStd	1	2	3	4	5	6	7
Mode	*Counts	NOTUSED	NOTUSED	NOTUSED	NOTUSED	NOTUSED	NOTUSED
Elem	Y	--	--	--	--	--	--
Wavlen	371.030	--	--	--	--	--	--
Avg	48586	--	--	--	--	--	--
SDev	115.2584	--	--	--	--	--	--
%RSD	.2372280	--	--	--	--	--	--
#1	48504	--	--	--	--	--	--
#2	48667	--	--	--	--	--	--

Method: 20076010 Sample Name: 600-53841-c-3-b Operator: DCL
Run Time: 04/24/12 10:13:52
Comment: TRACE 61E
Mode: CONC Corr. Factor: 1

Elem	Al3082	Sb2068	As1890	Ba4934	Be3130	B_2496	Cd2265
Units	ppm	ppm	ppm	ppm	ppm	ppm	ppm
Avg	293.70	.00630	.10673	3.2405	.01724	.03796	-.00132
SDev	1.42	.00119	.00132	.0139	.00012	.00044	.00008
%RSD	.48398	18.943	1.2367	.42790	.67438	1.1567	5.9568
#1	294.70	.00714	.10767	3.2503	.01732	.03827	-.00127
#2	292.69	.00546	.10580	3.2307	.01715	.03764	-.00138

Elem	Ca3179	Cr2677	Co2286	Cu3247	Fe2714	Li6707	Pb2203
Units	ppm	ppm	ppm	ppm	ppm	ppm	ppm
Avg	463.11	.25492	.15831	.21796	228.87	.13868	.24165
SDev	2.48	.00158	.00139	.00103	1.30	.00037	.00262
%RSD	.53528	.62023	.87910	.47181	.56684	.26652	1.0855
#1	464.86	.25603	.15929	.21869	229.79	.13894	.24351
#2	461.35	.25380	.15732	.21723	227.95	.13841	.23980

Elem	Se1960	Mg2790	Mn2576	Mo2020	Ni2316	K_7664	Si2881
Units	ppm	ppm	ppm	ppm	ppm	ppm	ppm
Avg	-.00613	45.007	15.988	.00070	.29562	28.077	6.6249
SDev	.00061	.256	.103	.00009	.00259	.104	.0319
%RSD	9.9067	.56986	.64243	12.391	.87644	.37148	.48221
#1	-.00570	45.188	16.061	.00064	.29745	28.150	6.6475
#2	-.00656	44.825	15.916	.00076	.29379	28.003	6.6023

Elem	Ag3280	Na3302	Na5889	Sr4215	Tl1908	Sn1899	Ti3349
Units	ppm	ppm	ppm	ppm	ppm	ppm	ppm
Avg	-.00190	1.0623	1.0890	1.5258	-.02562	.03127	.18650
SDev	.00064	.1676	.0056	.0071	.00069	.00073	.00128

Analysis Report

04/24/12 10:17:40 AM

page 7

file:///c:/tjadata/temp/a042412.TXT

%RSD	33.662	15.776	.51472	.46515	2.6846	2.3240	.68898
#1	-.00145	1.1808	1.0930	1.5308	-.02610	.03075	.18741
#2	-.00235	.94382	1.0851	1.5208	-.02513	.03178	.18559
Elem	V_2924	Zn2138	2203/1	2203/2	1960/1	1960/2	
Units	ppm	ppm	ppm	ppm	ppm	ppm	
Avge	.60685	.64187	.22608	.24944	-.02033	.00096	
SDev	.00344	.00298	.00379	.00204	.00121	.00152	
%RSD	.56639	.46419	1.6758	.81804	5.9432	157.26	
#1	.60928	.64397	.22876	.25088	-.02118	.00204	
#2	.60442	.63976	.22341	.24799	-.01947	-.00011	
IntStd	1	2	3	4	5	6	7
Mode	*Counts	NOTUSED	NOTUSED	NOTUSED	NOTUSED	NOTUSED	NOTUSED
Elem	Y	--	--	--	--	--	--
Wavlen	371.030	--	--	--	--	--	--
Avge	50358	--	--	--	--	--	--
SDev	557.2001	--	--	--	--	--	--
%RSD	1.106478	--	--	--	--	--	--
#1	49964	--	--	--	--	--	--
#2	50752	--	--	--	--	--	--

Method:	20076010	Sample Name:	600-53841-c-4-b	Operator:	DCL		
Run Time:	04/24/12 10:17:43						
Comment:	TRACE 61E						
Mode:	CONC	Corr. Factor:	1				
Elem	Al3082	Sb2068	As1890	Ba4934	Be3130	B_2496	Cd2265
Units	ppm	ppm	ppm	ppm	ppm	ppm	ppm
Avge	318.26	.00669	.15823	3.5978	.01724	.03922	-.00098
SDev	.99	.00246	.00201	.0132	.00004	.00051	.00007
%RSD	.31173	36.810	1.2728	.36728	.22473	1.2924	7.2096
#1	318.96	.00843	.15966	3.6071	.01727	.03958	-.00093
#2	317.56	.00495	.15681	3.5884	.01721	.03886	-.00103
Elem	Ca3179	Cr2677	Co2286	Cu3247	Fe2714	Li6707	Pb2203
Units	ppm	ppm	ppm	ppm	ppm	ppm	ppm
Avge	749.97	.27096	.16796	.20006	241.63	.16554	.26091
SDev	.92	.00056	.00069	.00098	.62	.00055	.00036
%RSD	.12315	.20682	.41132	.49157	.25502	.33462	.13883
#1	750.62	.27136	.16845	.20076	242.06	.16593	.26116
#2	749.32	.27056	.16747	.19936	241.19	.16515	.26065
Elem	Se1960	Mg2790	Mn2576	Mo2020	Ni2316	K_7664	Si2881
Units	ppm	ppm	ppm	ppm	ppm	ppm	ppm
Avge	-.00729	47.009	17.129	-.00141	.32863	28.997	9.9174
SDev	.00242	.122	.041	.00079	.00025	.064	.0355
%RSD	33.200	.25901	.23776	55.808	.07619	.22159	.35793
#1	-.00558	47.095	17.158	-.00197	.32880	29.043	9.9425
#2	-.00900	46.923	17.100	-.00085	.32845	28.952	9.8923

Analysis Report

04/24/12 10:21:31 AM

page 8

file:///c:/tjadata/temp/a042412.TXT

Elem	Ag3280	Na3302	Na5889	Sr4215	Tl1908	Sn1899	Ti3349
Units	ppm	ppm	ppm	ppm	ppm	ppm	ppm
Avge	-.00242	.89333	1.0714	1.6081	-.02935	.03212	.18792
SDev	.00003	.02378	.0031	.0060	.00012	.00030	.00080
%RSD	1.3443	2.6617	.28795	.37232	.39266	.93861	.42509

#1	-.00239	.91015	1.0736	1.6123	-.02943	.03233	.18849
#2	-.00244	.87652	1.0692	1.6038	-.02927	.03191	.18736

Elem	V_2924	Zn2138	2203/1	2203/2	1960/1	1960/2	
Units	ppm	ppm	ppm	ppm	ppm	ppm	
Avge	.67283	.66003	.24196	.27038	-.01855	-.00167	
SDev	.00198	.00198	.00009	.00050	.00858	.00066	
%RSD	.29350	.30065	.03493	.18532	46.264	39.564	

#1	.67422	.66143	.24202	.27074	-.01248	-.00213	
#2	.67143	.65863	.24190	.27003	-.02462	-.00120	

IntStd	1	2	3	4	5	6	7
Mode	*Counts	NOTUSED	NOTUSED	NOTUSED	NOTUSED	NOTUSED	NOTUSED
Elem	Y	--	--	--	--	--	--
Wavlen	371.030	--	--	--	--	--	--
Avge	48562	--	--	--	--	--	--
SDev	207.1823	--	--	--	--	--	--
%RSD	.4266390	--	--	--	--	--	--

#1	48708	--	--	--	--	--	--
#2	48415	--	--	--	--	--	--

Method: 20076010 Sample Name: 600-53841-c-5-d Operator: DCL
Run Time: 04/24/12 10:21:34
Comment: TRACE 61E
Mode: CONC Corr. Factor: 1

Elem	Al3082	Sb2068	As1890	Ba4934	Be3130	B_2496	Cd2265
Units	ppm	ppm	ppm	ppm	ppm	ppm	ppm
Avge	114.77	.00485	.06510	.80853	.00463	.05580	.00326
SDev	.14	.00158	.00213	.00087	.00000	.00005	.00003
%RSD	.12236	32.540	3.2667	.10732	.09301	.08673	.84384

#1	114.87	.00597	.06360	.80914	.00463	.05576	.00328
#2	114.67	.00374	.06660	.80791	.00462	.05583	.00324

Elem	Ca3179	Cr2677	Co2286	Cu3247	Fe2714	Li6707	Pb2203
Units	ppm	ppm	ppm	ppm	ppm	ppm	ppm
Avge	2182.9	.09117	.04661	.05678	97.667	.11157	.08561
SDev	2.9	.00014	.00018	.00016	.021	.00011	.00049
%RSD	.13466	.15654	.38493	.28806	.02185	.09804	.57452

#1	2185.0	.09127	.04673	.05666	97.682	.11165	.08596
#2	2180.8	.09107	.04648	.05689	97.652	.11149	.08527

Elem	Se1960	Mg2790	Mn2576	Mo2020	Ni2316	K_7664	Si2881
Units	ppm	ppm	ppm	ppm	ppm	ppm	ppm
Avge	-.00558	28.168	6.7985	.00096	.15173	14.718	16.978
SDev	.00088	.017	.0050	.00003	.00072	.022	.005
%RSD	15.702	.06204	.07332	2.6621	.47258	.14933	.03011

Analysis Report 04/24/12 10:25:22 AM page 9

#1	-.00496	28.181	6.8021	.00098	.15224	14.733	16.981
----	---------	--------	--------	--------	--------	--------	--------



file:///c:/tjadata/temp/a042412.TXT

#2	- .00620	28.156	6.7950	.00094	.15122	14.702	16.974
Elem	Ag3280	Na3302	Na5889	Sr4215	Tl1908	Sn1899	Ti3349
Units	ppm	ppm	ppm	ppm	ppm	ppm	ppm
Avgc	- .00102	4.1396	4.4831	9.9110	- .00834	.03825	.21145
SDev	.00043	.0914	.0084	.0114	.00134	.00051	.00009
%RSD	42.154	2.2070	.18785	.11465	16.112	1.3228	.04227

#1	- .00072	4.2042	4.4891	9.9191	- .00930	.03861	.21139
#2	- .00132	4.0750	4.4772	9.9030	- .00739	.03789	.21152

Elem	V_2924	Zn2138	2203/1	2203/2	1960/1	1960/2	
Units	ppm	ppm	ppm	ppm	ppm	ppm	
Avgc	.30723	.33728	.07085	.09300	- .00619	- .00527	
SDev	.00005	.00019	.00051	.00048	.00175	.00044	
%RSD	.01770	.05611	.71956	.51927	28.305	8.3001	

#1	.30719	.33715	.07121	.09334	- .00495	- .00496	
#2	.30727	.33741	.07049	.09266	- .00743	- .00558	

IntStd	1	2	3	4	5	6	7
Mode	*Counts	NOTUSED	NOTUSED	NOTUSED	NOTUSED	NOTUSED	NOTUSED
Elem	Y	--	--	--	--	--	--
Wavlen	371.030	--	--	--	--	--	--
Avgc	38694	--	--	--	--	--	--
SDev	103.9447	--	--	--	--	--	--
%RSD	.2686291	--	--	--	--	--	--

#1	38621	--	--	--	--	--	--
#2	38768	--	--	--	--	--	--

Method: 20076010 Sample Name: 600-53841-c-5-e du Operator: DCL
Run Time: 04/24/12 10:25:26
Comment: TRACE 61E
Mode: CONC Corr. Factor: 1

Elem	Al3082	Sb2068	As1890	Ba4934	Be3130	B_2496	Cd2265
Units	ppm	ppm	ppm	ppm	ppm	ppm	ppm
Avgc	120.69	.00290	.06380	.80201	.00497	.04937	.00262
SDev	.22	.00188	.00114	.00138	.00001	.00001	.00000
%RSD	.18319	64.611	1.7868	.17239	.19468	.01758	.01035

#1	120.84	.00423	.06300	.80298	.00498	.04936	.00262
#2	120.53	.00158	.06461	.80103	.00497	.04938	.00262

Elem	Ca3179	Cr2677	Co2286	Cu3247	Fe2714	Li6707	Pb2203
Units	ppm	ppm	ppm	ppm	ppm	ppm	ppm
Avgc	2112.6	.09248	.04064	.06316	101.39	.10519	.08825
SDev	8.3	.00035	.00018	.00041	.16	.00015	.00159
%RSD	.39403	.37456	.45491	.65574	.15472	.13991	1.7990

#1	2118.5	.09272	.04077	.06287	101.50	.10530	.08937
#2	2106.7	.09223	.04051	.06345	101.28	.10509	.08713

Elem	Se1960	Mg2790	Mn2576	Mo2020	Ni2316	K_7664	Si2881
------	--------	--------	--------	--------	--------	--------	--------

Analysis Report 04/24/12 10:29:14 AM page 10

Units	ppm	ppm	ppm	ppm	ppm	ppm	ppm
Avgc	- .00513	26.796	5.3944	.00092	.13389	14.300	14.461
SDev	.00055	.063	.0086	.00040	.00018	.043	.020
%RSD	10.690	.23365	.16002	43.074	.13837	.29863	.13584

file:///c:/tjadata/temp/a042412.TXT

#1	-.00474	26.840	5.4005	.00064	.13376	14.330	14.475
#2	-.00552	26.752	5.3883	.00120	.13402	14.270	14.447

Elem	Ag3280	Na3302	Na5889	Sr4215	Tl1908	Sn1899	Ti3349
Units	ppm	ppm	ppm	ppm	ppm	ppm	ppm
Avge	-.00188	3.6169	4.0604	8.7090	-.00978	.03782	.17539
SDev	.00001	.0053	.0061	.0125	.00216	.00208	.00038
%RSD	.60664	.14684	.14983	.14305	22.147	5.4874	.21891

#1	-.00189	3.6131	4.0647	8.7179	-.00824	.03929	.17567
#2	-.00187	3.6207	4.0561	8.7002	-.01131	.03636	.17512

Elem	V_2924	Zn2138	2203/1	2203/2	1960/1	1960/2	
Units	ppm	ppm	ppm	ppm	ppm	ppm	
Avge	.32318	.32549	.07545	.09465	-.00542	-.00498	
SDev	.00063	.00072	.00001	.00239	.00132	.00016	
%RSD	.19568	.22272	.01104	2.5205	24.257	3.3044	

#1	.32363	.32601	.07544	.09633	-.00449	-.00487	
#2	.32274	.32498	.07545	.09296	-.00635	-.00510	

IntStd	1	2	3	4	5	6	7
Mode	*Counts	NOTUSED	NOTUSED	NOTUSED	NOTUSED	NOTUSED	NOTUSED
Elem	Y	--	--	--	--	--	--
Wavlen	371.030	--	--	--	--	--	--
Avge	39145	--	--	--	--	--	--
SDev	182.4335	--	--	--	--	--	--
%RSD	.4660456	--	--	--	--	--	--

#1	39016	--	--	--	--	--	--
#2	39274	--	--	--	--	--	--

Method: 20076010 Sample Name: 600-53841-c-5-f ms Operator: DCL
Run Time: 04/24/12 10:29:17
Comment: TRACE 61E
Mode: CONC Corr. Factor: 1

Elem	Al3082	Sb2068	As1890	Ba4934	Be3130	B_2496	Cd2265
Units	ppm	ppm	ppm	ppm	ppm	ppm	ppm
Avge	159.74	.24658	.98706	4.2075	.41466	.72867	.38368
SDev	.53	.00157	.00831	.0103	.00100	.00144	.00101
%RSD	.33471	.63771	.84196	.24547	.24139	.19732	.26232

#1	160.12	.24547	.99294	4.2148	.41537	.72969	.38440
#2	159.37	.24770	.98119	4.2002	.41395	.72765	.38297

Elem	Ca3179	Cr2677	Co2286	Cu3247	Fe2714	Li6707	Pb2203
Units	ppm	ppm	ppm	ppm	ppm	ppm	ppm
Avge	2115.0	.91572	.96338	.99592	132.12	.67762	.93167
SDev	3.0	.00223	.00348	.00354	.28	.00253	.00063
%RSD	.14338	.24338	.36158	.35507	.20918	.37383	.06758

Analysis Report 04/24/12 10:33:05 AM page 11

#1	2117.2	.91730	.96584	.99842	132.31	.67941	.93123
#2	2112.9	.91414	.96092	.99342	131.92	.67583	.93212

Elem	Se1960	Mg2790	Mn2576	Mo2020	Ni2316	K_7664	Si2881
Units	ppm	ppm	ppm	ppm	ppm	ppm	ppm

file:///c:/tjadata/temp/a042412.TXT

Avgc	.83447	41.086	27.607	.78882	1.0699	32.164	16.870
SDev	.00433	.121	.069	.00247	.0020	.134	.048
%RSD	.51916	.29403	.25066	.31355	.18346	.41605	.28486

#1	.83140	41.171	27.656	.79057	1.0685	32.258	16.904
#2	.83753	41.000	27.558	.78707	1.0713	32.069	16.836

Elem	Ag3280	Na3302	Na5889	Sr4215	Tl1908	Sn1899	Ti3349
Units	ppm	ppm	ppm	ppm	ppm	ppm	ppm
Avgc	.49566	15.424	17.099	10.121	.82226	.76434	.47960
SDev	.00143	.174	.066	.024	.00896	.00517	.00057
%RSD	.28810	1.1305	.38657	.23646	1.0896	.67657	.11818

#1	.49667	15.547	17.146	10.138	.81592	.76800	.48000
#2	.49465	15.301	17.052	10.105	.82859	.76068	.47920

Elem	V_2924	Zn2138	2203/1	2203/2	1960/1	1960/2	
Units	ppm	ppm	ppm	ppm	ppm	ppm	
Avgc	1.3269	1.2269	.91006	.94248	.80616	.84862	
SDev	.0036	.0031	.00272	.00230	.00455	.00877	
%RSD	.26787	.25304	.29840	.24428	.56477	1.0340	

#1	1.3294	1.2291	.91198	.94085	.80938	.84242	
#2	1.3244	1.2247	.90814	.94411	.80294	.85483	

IntStd	1	2	3	4	5	6	7
Mode	*Counts	NOTUSED	NOTUSED	NOTUSED	NOTUSED	NOTUSED	NOTUSED
Elem	Y	--	--	--	--	--	--
Wavlen	371.030	--	--	--	--	--	--
Avgc	39474	--	--	--	--	--	--
SDev	48.08326	--	--	--	--	--	--
%RSD	.1218100	--	--	--	--	--	--

#1	39440	--	--	--	--	--	--
#2	39508	--	--	--	--	--	--

Method: 20076010 Sample Name: CCV met0412ccv_00004 Operator: DCL

Run Time: 04/24/12 10:33:08

Comment: TRACE 61E

Mode: CONC Corr. Factor: 1

Elem	Al3082	Sb2068	As1890	Ba4934	Be3130	B_2496	Cd2265
Units	ppm	ppm	ppm	ppm	ppm	ppm	ppm
Avgc	2.5548	.51499	.51106	.51215	.51032	.51384	.51642
SDev	.0127	.00397	.00062	.00249	.00148	.00278	.00097
%RSD	.49588	.77063	.12154	.48644	.28982	.54133	.18813

#1	2.5637	.51780	.51150	.51391	.51136	.51581	.51710
#2	2.5458	.51219	.51062	.51039	.50927	.51187	.51573

Analysis Report

04/24/12 10:36:56 AM

page 12

Elem	Ca3179	Cr2677	Co2286	Cu3247	Fe2714	Li6707	Pb2203
Units	ppm	ppm	ppm	ppm	ppm	ppm	ppm
Avgc	12.899	.50427	.50617	.51464	2.6297	.47562	.50619
SDev	.044	.00189	.00181	.00314	.0234	.00286	.00329
%RSD	.33915	.37486	.35683	.60911	.88980	.60089	.65079

#1	12.930	.50561	.50744	.51685	2.6131	.47764	.50852
#2	12.868	.50293	.50489	.51242	2.6462	.47360	.50386

file:///c:/tjadata/temp/a042412.TXT

Elem	Se1960	Mg2790	Mn2576	Mo2020	Ni2316	K_7664	Si2881
Units	ppm	ppm	ppm	ppm	ppm	ppm	ppm
Avgc	.51389	5.0526	.49759	.51878	.50440	12.539	1.0034
SDev	.00069	.0069	.00122	.00062	.00178	.073	.0098
%RSD	.13474	.13619	.24474	.11913	.35204	.58082	.98035

#1	.51438	5.0575	.49845	.51921	.50315	12.591	1.0103
#2	.51340	5.0478	.49673	.51834	.50566	12.488	.99643

Elem	Ag3280	Na3302	Na5889	Sr4215	Tl1908	Sn1899	Ti3349
Units	ppm	ppm	ppm	ppm	ppm	ppm	ppm
Avgc	.25434	13.088	12.529	.25317	.52818	.51301	.51692
SDev	.00022	.103	.127	.00068	.00645	.00067	.00168
%RSD	.08505	.78438	1.0102	.26986	1.2207	.13137	.32558

#1	.25449	13.015	12.619	.25366	.53274	.51253	.51811
#2	.25419	13.160	12.440	.25269	.52362	.51348	.51573

Elem	V_2924	Zn2138	2203/1	2203/2	1960/1	1960/2
Units	ppm	ppm	ppm	ppm	ppm	ppm
Avgc	.51136	.52225	.49716	.51071	.49566	.52307
SDev	.00159	.00255	.00196	.00396	.00523	.00365
%RSD	.31180	.48867	.39393	.77581	1.0548	.69836

#1	.51249	.52405	.49855	.51351	.49196	.52565
#2	.51023	.52044	.49578	.50791	.49935	.52048

IntStd	1	2	3	4	5	6	7
Mode	*Counts	NOTUSED	NOTUSED	NOTUSED	NOTUSED	NOTUSED	NOTUSED
Elem	Y	--	--	--	--	--	--
Wavlen	371.030	--	--	--	--	--	--
Avgc	40604	--	--	--	--	--	--
SDev	89.80256	--	--	--	--	--	--
%RSD	.2211641	--	--	--	--	--	--

#1	40668	--	--	--	--	--	--
#2	40541	--	--	--	--	--	--

Method: 20076010 Sample Name: CCB Operator: DCL
Run Time: 04/24/12 10:36:59
Comment: TRACE 61E
Mode: CONC Corr. Factor: 1

Elem	Al3082	Sb2068	As1890	Ba4934	Be3130	B_2496	Cd2265
Units	ppm	ppm	ppm	ppm	ppm	ppm	ppm
Avgc	.02523	.00337	.00133	.00015	-.00008	.00175	.00004
SDev	.00247	.00088	.00056	.00001	.00000	.00044	.00021

Analysis Report 04/24/12 10:40:46 AM page 13

%RSD	9.7999	26.035	41.946	6.7447	4.0962	24.937	594.49
#1	.02698	.00399	.00173	.00015	-.00008	.00206	.00019
#2	.02348	.00275	.00094	.00014	-.00008	.00144	-.00012

Elem	Ca3179	Cr2677	Co2286	Cu3247	Fe2714	Li6707	Pb2203
Units	ppm	ppm	ppm	ppm	ppm	ppm	ppm
Avgc	.02740	.00051	.00017	-.00108	.00144	-.00013	.00004
SDev	.01395	.00008	.00065	.00002	.03759	.00014	.00022
%RSD	50.911	16.363	387.25	1.6787	2607.7	110.19	632.12

file:///c:/tjadata/temp/a042412.TXT

#1	.03727	.00056	.00062	-.00109	.02802	-.00003	.00019
#2	.01754	.00045	-.00029	-.00107	-.02514	-.00023	-.00012
Elem	Se1960	Mg2790	Mn2576	Mo2020	Ni2316	K_7664	Si2881
Units	ppm	ppm	ppm	ppm	ppm	ppm	ppm
Avgc	.00165	-.01389	.00028	.00206	-.00002	-.07547	.00439
SDev	.00280	.01250	.00010	.00234	.00068	.05767	.00209
%RSD	169.65	90.032	35.836	113.90	3862.3	76.422	47.558
#1	-.00033	-.00505	.00035	.00372	.00046	-.03469	.00586
#2	.00363	-.02273	.00021	.00040	-.00050	-.11625	.00291
Elem	Ag3280	Na3302	Na5889	Sr4215	Tl1908	Sn1899	Ti3349
Units	ppm	ppm	ppm	ppm	ppm	ppm	ppm
Avgc	-.00059	-.20816	-.00535	.00004	.00197	-.00005	.00022
SDev	.00119	.34410	.00452	.00005	.00394	.00003	.00009
%RSD	200.05	165.31	84.326	139.85	199.95	51.488	41.973
#1	.00025	.03516	-.00216	.00007	.00476	-.00003	.00028
#2	-.00143	-.45147	-.00855	.00000	-.00082	-.00007	.00015
Elem	V_2924	Zn2138	2203/1	2203/2	1960/1	1960/2	
Units	ppm	ppm	ppm	ppm	ppm	ppm	
Avgc	.00034	.00039	-.00076	.00043	.00078	.00209	
SDev	.00022	.00018	.00020	.00044	.00474	.00183	
%RSD	63.735	45.808	26.166	100.45	608.73	87.711	
#1	.00050	.00026	-.00090	.00074	-.00258	.00079	
#2	.00019	.00051	-.00062	.00013	.00413	.00338	
IntStd	1	2	3	4	5	6	7
Mode	*Counts	NOTUSED	NOTUSED	NOTUSED	NOTUSED	NOTUSED	NOTUSED
Elem	Y	--	--	--	--	--	--
Wavlen	371.030	--	--	--	--	--	--
Avgc	40514	--	--	--	--	--	--
SDev	224.1529	--	--	--	--	--	--
%RSD	.5532794	--	--	--	--	--	--
#1	40355	--	--	--	--	--	--
#2	40672	--	--	--	--	--	--

Method: 20076010 Sample Name: 600-53841-c-5-g msd Operator: DCL
Run Time: 04/24/12 10:40:49
Comment: TRACE 61E

Analysis Report

04/24/12 10:44:37 AM

page 14

Mode: CONC Corr. Factor: 1

Elem	Al3082	Sb2068	As1890	Ba4934	Be3130	B_2496	Cd2265
Units	ppm	ppm	ppm	ppm	ppm	ppm	ppm
Avgc	175.25	.25909	1.0136	1.7519	.43480	.72693	.40507
SDev	.71	.00064	.0095	.0074	.00225	.00365	.00223
%RSD	.40364	.24515	.93790	.42333	.51781	.50175	.55019
#1	175.75	.25954	1.0203	1.7571	.43639	.72951	.40664
#2	174.75	.25864	1.0068	1.7466	.43321	.72435	.40349
Elem	Ca3179	Cr2677	Co2286	Cu3247	Fe2714	Li6707	Pb2203
Units	ppm	ppm	ppm	ppm	ppm	ppm	ppm

file:///c:/tjadata/temp/a042412.TXT

Avg	2191.9	.95899	.89562	1.0255	120.84	.69965	.96459
SDev	14.1	.00458	.00438	.0035	.64	.00226	.00196
%RSD	.64116	.47733	.48892	.34348	.52598	.32241	.20326
#1	2201.9	.96222	.89871	1.0280	121.29	.70125	.96598
#2	2182.0	.95575	.89252	1.0230	120.39	.69806	.96321
Elem	Se1960	Mg2790	Mn2576	Mo2020	Ni2316	K_7664	Si2881
Units	ppm	ppm	ppm	ppm	ppm	ppm	ppm
Avg	.86790	44.634	6.7173	.82099	.96113	34.877	14.543
SDev	.00223	.225	.0342	.00130	.00961	.148	.061
%RSD	.25729	.50301	.50915	.15785	1.0002	.42451	.41930
#1	.86948	44.793	6.7415	.82190	.96792	34.982	14.586
#2	.86632	44.475	6.6932	.82007	.95433	34.772	14.500
Elem	Ag3280	Na3302	Na5889	Sr4215	Tl1908	Sn1899	Ti3349
Units	ppm	ppm	ppm	ppm	ppm	ppm	ppm
Avg	.51102	16.323	18.181	9.6663	.87868	.79985	.40785
SDev	.00152	.006	.044	.0347	.00005	.00649	.00177
%RSD	.29701	.03567	.24113	.35932	.00537	.81106	.43437
#1	.51209	16.327	18.212	9.6908	.87871	.80444	.40910
#2	.50994	16.319	18.150	9.6417	.87864	.79526	.40660
Elem	V_2924	Zn2138	2203/1	2203/2	1960/1	1960/2	
Units	ppm	ppm	ppm	ppm	ppm	ppm	
Avg	1.2240	1.3033	.94091	.97644	.84290	.88040	
SDev	.0054	.0057	.01032	.00222	.01295	.00313	
%RSD	.44227	.43797	1.0972	.22746	1.5366	.35514	
#1	1.2278	1.3074	.94821	.97486	.85206	.87819	
#2	1.2202	1.2993	.93361	.97801	.83374	.88261	
IntStd	1	2	3	4	5	6	7
Mode	*Counts	NOTUSED	NOTUSED	NOTUSED	NOTUSED	NOTUSED	NOTUSED
Elem	Y	--	--	--	--	--	--
Wavlen	371.030	--	--	--	--	--	--
Avg	38316	--	--	--	--	--	--
SDev	282.1356	--	--	--	--	--	--
%RSD	.7363485	--	--	--	--	--	--
#1	38116	--	--	--	--	--	--
#2	38515	--	--	--	--	--	--

Analysis Report

04/24/12 10:44:37 AM

page 15

Method: 20076010 Sample Name: 600-53841-c-6-b Operator: DCL
Run Time: 04/24/12 10:44:40
Comment: TRACE 61E
Mode: CONC Corr. Factor: 1

Elem	Al3082	Sb2068	As1890	Ba4934	Be3130	B_2496	Cd2265
Units	ppm	ppm	ppm	ppm	ppm	ppm	ppm
Avg	92.182	.00448	.05976	.68750	.00377	.04728	.00365
SDev	.239	.00254	.00204	.00065	.00001	.00003	.00007
%RSD	.25937	56.721	3.4143	.09410	.35966	.06497	1.8157
#1	92.351	.00268	.06121	.68796	.00378	.04726	.00361
#2	92.013	.00628	.05832	.68704	.00376	.04730	.00370



file:///c:/tjadata/temp/a042412.TXT

Elem	Ca3179	Cr2677	Co2286	Cu3247	Fe2714	Li6707	Pb2203
Units	ppm	ppm	ppm	ppm	ppm	ppm	ppm
Avg	2289.1	.07423	.03639	.05647	83.248	.11958	.07494
SDev	5.1	.00011	.00032	.00025	.095	.00027	.00074
%RSD	.22335	.14815	.88861	.44614	.11355	.22292	.98529

#1	2292.7	.07431	.03662	.05664	83.315	.11976	.07546
#2	2285.5	.07415	.03616	.05629	83.181	.11939	.07442

Elem	Se1960	Mg2790	Mn2576	Mo2020	Ni2316	K_7664	Si2881
Units	ppm	ppm	ppm	ppm	ppm	ppm	ppm
Avg	-.00876	26.836	7.9698	.00306	.20029	12.789	13.067
SDev	.00322	.055	.0105	.00082	.00077	.058	.024
%RSD	36.711	.20460	.13187	26.932	.38406	.45055	.18263

#1	-.00649	26.875	7.9772	.00364	.20083	12.829	13.084
#2	-.01103	26.798	7.9623	.00248	.19974	12.748	13.050

Elem	Ag3280	Na3302	Na5889	Sr4215	Tl1908	Sn1899	Ti3349
Units	ppm	ppm	ppm	ppm	ppm	ppm	ppm
Avg	-.00201	4.5495	4.9455	11.141	-.00528	.03062	.14577
SDev	.00029	.0616	.0220	.011	.00021	.00113	.00047
%RSD	14.443	1.3545	.44518	.10112	4.0182	3.6806	.32298

#1	-.00222	4.5059	4.9611	11.149	-.00513	.03142	.14610
#2	-.00181	4.5930	4.9299	11.133	-.00543	.02983	.14543

Elem	V_2924	Zn2138	2203/1	2203/2	1960/1	1960/2
Units	ppm	ppm	ppm	ppm	ppm	ppm
Avg	.23367	.33938	.06296	.08093	-.01212	-.00708
SDev	.00056	.00055	.00105	.00163	.00150	.00407
%RSD	.23820	.16314	1.6646	2.0161	12.395	57.531

#1	.23406	.33977	.06222	.08208	-.01106	-.00420
#2	.23327	.33899	.06370	.07977	-.01319	-.00996

IntStd	1	2	3	4	5	6	7
Mode	*Counts	NOTUSED	NOTUSED	NOTUSED	NOTUSED	NOTUSED	NOTUSED
Elem	Y	--	--	--	--	--	--
Wavlen	371.030	--	--	--	--	--	--
Avg	38266	--	--	--	--	--	--

Analysis Report

04/24/12 10:48:28 AM

page 16

SDev	101.1163	--	--	--	--	--	--
%RSD	.2642492	--	--	--	--	--	--
#1	38194	--	--	--	--	--	--
#2	38337	--	--	--	--	--	--

Method: 20076010 Sample Name: 600-53894-a-1-c Operator: DCL
 Run Time: 04/24/12 10:48:31
 Comment: TRACE 61E
 Mode: CONC Corr. Factor: 1

Elem	Al3082	Sb2068	As1890	Ba4934	Be3130	B_2496	Cd2265
Units	ppm	ppm	ppm	ppm	ppm	ppm	ppm
Avg	6.6538	k.17768	.23057	1.1579	-.00055	.00219	k.27445
SDev	.0323	.00336	.00276	.0053	.00000	.00019	.00228
%RSD	.48494	1.8897	1.1979	.45967	.88118	8.7209	.83095