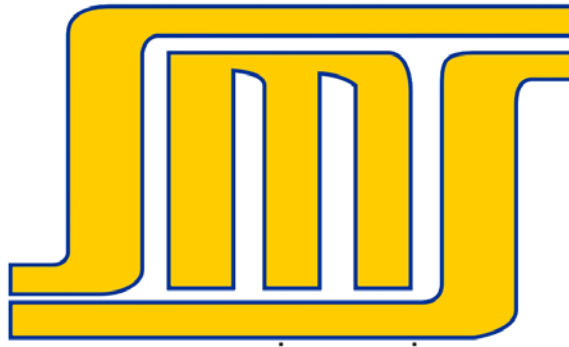


Sure Marine Service™



www.suremarineservice.com

Marine Built In Two Door Refrigeration Catalog



Sure Marine Service, Inc.
5320 28th Ave. N.W.
Seattle, WA 98107
(800) 562-7797 (206) 784-9903

Shop Online:
www.suremarineservice.com

NOVA  **KOOL**

isotherm
Marine Refrigeration





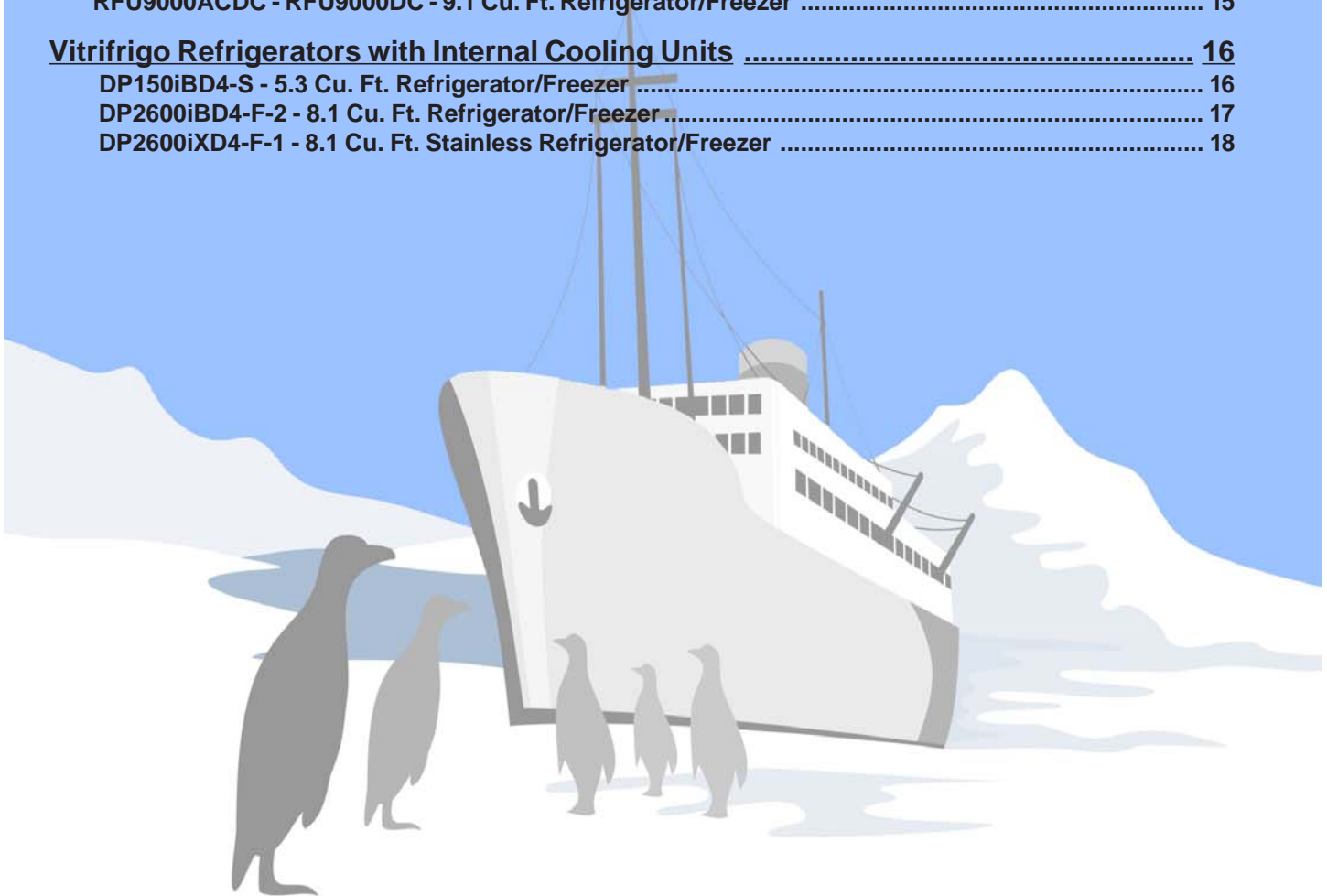
Sure Marine Service, Inc. is located 2 blocks east of The Hiram M. Chittenden Locks. The complex of locks sit in the middle of Salmon Bay and are part of Seattle's Lake Washington Ship Canal. They are known locally as the Ballard Locks after the neighborhood to their north.


© 2020 Sure Marine Service, All Rights Reserved.

The content of this catalog is furnished for informational use only. It is subject to change without notice. Sure Marine Service assumes no responsibility or liability for any errors or inaccuracies that may appear in the content of this catalog.

The text, drawings and other artwork are not to scale and are simply intended to be guides to aid in your selection process. They do not replace installation or owners manuals.

Nova Kool Double Door Units	5
CRUISE Upright Classic	5
CRUISE COMBI LINE	7
Norcold Double Door Units	9
DE-0061W 7.0 Cu. Ft Stainless Wrapped Refrigerator NO LONGER AVAILABLE	9
Nova Kool Two Door Upright Refrigerator & Freezer	11
RFU6200ACDC - RFU6200DC - 6 Cu. Ft. Refrigerator/Freezer	11
RFU6800ACDC - RFU6800DC - 6.8 Cu. Ft. Refrigerator/Freezer	12
RFU8320ACDC - RFU8320DC - 7.3 Cu. Ft. Refrigerator/Freezer	13
RFU8220ACDC - RFU8220DC - 7.3 Cu. Ft. Refrigerator/Freezer	14
RFU9000ACDC - RFU9000DC - 9.1 Cu. Ft. Refrigerator/Freezer	15
Vitrifrigo Refrigerators with Internal Cooling Units	16
DP150iBD4-S - 5.3 Cu. Ft. Refrigerator/Freezer	16
DP2600iBD4-F-2 - 8.1 Cu. Ft. Refrigerator/Freezer	17
DP2600iXD4-F-1 - 8.1 Cu. Ft. Stainless Refrigerator/Freezer	18

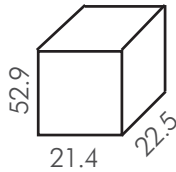




CRUISE Classic Marine Refrigerators

CRUISE 195 Classic

The CR 195 Classic is a unique two door fridge-freezer solution with the refrigerator on top and freezer on the bottom. Fridge on top gives boaters ergonomic access to refrigerated supplies without having to bend over. The CR195 is equipped with two fan-cooled compressors, separate thermostats for the fridge and freezer sections, a flush mounting frame, inner light, and a vegetable bin.



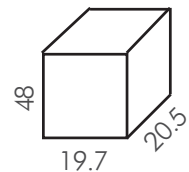
Isotherm CRUISE 195 Classic

Model	CR 195 Classic
Volume	4.6 cf + 2.3 cf



CRUISE 165 Silver

The CR 165 refrigerator/freezer has a compact design with easy change swing from right to left. The Cruise Upright Classic fridges feature the freezer on top and have a finished exterior on the top and sides which makes them perfect for freestanding installations. The CR 165 features a fridge with a volume of 4.4 cubic feet and the freezer with a volume of 1.4 cubic feet. The fridge is equipped with interior light, three shelves, vegetable bins, and AC/DC functionality.



Isotherm CRUISE 165

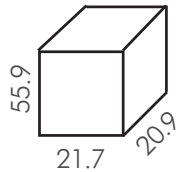
Model	CR 165 White Line
Volume	4.4 cf + 1.4 cf



CRUISE Classic Marine Refrigerators

CRUISE 219 Silver

The CR 219 is a large two-door fridge-freezer solution perfect for live-aboards that require extra storage. The refrigerator provides a volume of 6.6 cubic feet and the freezer a volume of 1.45 cubic feet. The refrigerator is equipped with interior light, 3 shelves and a vegetable bin at the bottom and AC/DC functionality.. New silver color.

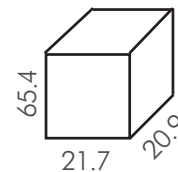


Isotherm CRUISE 219

Model	CR 219
Volume	6.3 cf + 1.45 cf

CRUISE 271 Silver

The CR 271 is the largest fridge in the Isotherm family and is perfect for off-grid solar homes, houseboats, and vacation cottages. The refrigerator provides a volume of 7.7 cubic feet and the freezer a volume of 1.9 cubic feet. The refrigerator is equipped with interior light, five shelves and a vegetable bin at the bottom. The CR271 works on all power sources world wide and has a new silver color.



Isotherm CRUISE 271

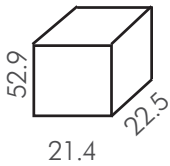
Model	CR 271
Volume	7.7 cf + 1.9 cf

COMBI LINE Stainless Steel Refrigerators



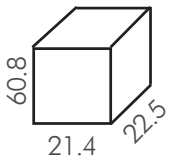
CRUISE 195 COMBI and CRUISE 220 COMBI Stainless Steel

The CR 195 Stainless Steel is a two door fridge-freezer solution combining a 4.6 cu. ft. refrigerator on top and a 2.3 cu. ft freezer on the bottom. The Cruise 220 COMBI has a 3.1 cubic foot freezer. Each model has two compressors which give them the horsepower to keep boaters happy with proper temperatures in the fridge and 0° F temperatures in the deep freezer



Isotherm CRUISE 195 COMBI Stainless Steel

Model	CR 195 COMBI Stainless Steel
Volume	4.6 + 2.3 cf



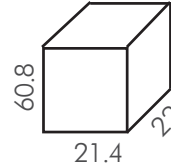
Isotherm CRUISE 220 COMBI Stainless Steel

Model	CR 220 COMBI Stainless Steel
Volume	4.6 + 3.2 cf



CRUISE 260 COMBI Stainless Steel

The CR 260 COMBI Stainless Steel is a 130 liter door fridge on top of a 130 liter drawer refrigerator for a total of 9.2 cubic feet of marine refrigeration solution. The CR 260 has the DRINK fridge on top and a drawer fridge on the bottom. The drawer fridge has an internal 4 gallon drawer freezer to provide a local freezer capacity.

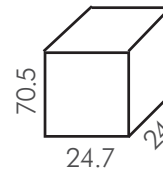


Isotherm CRUISE 260 COMBI Stainless Steel	
Model	CR 260 COMBI Stainless Steel
Volume	4.6 + 4.6 cf



CRUISE 320 COMBI Stainless Steel

The CR 320 Combi Stainless is a hybrid modular unit, that joins large capacity with practical and stylish appearance. A new Cruise 160 Drink is positioned on the top, with a double drawer unit located at the bottom. Like current DR160 configurations, the bottom drawers of can be specified in four versions: both drawers as fridge, both drawers as freezer, one drawer fridge and the other freezer and fridge-freezer with integrated Ice Maker. An elegant flush mounting flange surrounds both units into one easy to install plug and play solution.



Isotherm CRUISE 320 COMBI Stainless Steel	
Model	CR 320 COMBI Stainless Steel
Volume	5.5 + 5.5 cf



7.0 cu. ft.

DE-0061/EV-0061

- Now with Danfoss Compressor
- Top-of-the-line, two door model
- Contemporary Flushmount™ styling
- Self-ventilated design for easier integration
- Exceptionally quiet, hermetically-sealed compressor
- Drip tray drain hose*
- 12-volt fan aids airflow and compressor for improved efficiency
- Reversible doors
- Black exterior trim with stainless steel accents
- Storage for varied sized items, 1/2-gallon and gallon
- Adjustable, removable, large door bin storage
- 2-year warranty



NO LONGER AVAILABLE

* A 5-foot Extension Accessory Kit is available for the Drip Tray Drain Hose, Norcold Part #625127

SKU #	Information	Amp Draw				Installation Dimension (W x H x D)	Color	Carton Wt (lb)
		12VDC	24VDC	120VAC/60Hz	230V/50Hz			
EV0041	AU/NZ Certified Flush Mounted	2.5	1.2	-	0.37	23.25 x 30.875 x 23.5	Black Trim	80
DE0061	Flush Mounted	5.4	2.2	0.90	-	23.25 x 52.875 x 23.75	Black Trim	114
EV0061	AU/NZ Certified Flush Mounted	4.2	2.1	-	0.70	23.25 x 52.875 x 23.75	Black Trim	114

DE = Dual Electric: AC (Alternating Current US/Canada, 120 Volts @ 60 hz) AND DC (Direct Current, 12 or 24 Volts)
 EV = European Voltage (230 Volts AC @ 50 hz) AND DC (Direct Current, 12 or 24 Volts)

Nova Kool

Nova Kool Mfg., has been manufacturing quality refrigeration products in the Pacific Northwest for well over 30 years now. Nova Kool continues to focus their product offering to the mobile and off power grid applications. Innovation has helped them expand their product offering to include more than 20 distinctive models, many of these models are a direct result of customer's feedback. The current offering includes single door units from 0.8 cu.ft. to 5.8 cu.ft., double door units from 4.2 cu.ft. up to 9.1 cu.ft. and also their LT series of icebox conversion kits. Nova Kool prides itself on being the easiest in the industry to do business with, continually providing their customers with timely information, products and services.

Nova Kool Quality Statement

“Strive for continual improvement of all business processes while involving all associates in the management of quality and to consistently supply conforming products that meet or exceed customer requirements”

Features:

- Whisper Quiet
- Danfoss BD Compressor.
- Low Power Consumption.
- Low Voltage Battery Protection, to guard against full battery discharge.
- Left or Right Door Opening.
- Removable Door Panel.
- Stainless Steel Hardware.
- Designed for
- Mobile
- Applications on grades up to 30° angle.
- Positive Latching System.
- Multi Voltage Design
 12, 24 VDC,
 100-240 50-60 HzVAC.



Options

1. All refrigerator (no freezer compartment)
2. Chine hugger (moves compressor up and out of the way)
3. Light
4. White or Stainless steel panels (standard is black)

Features:



Strong and efficient Evaporator Plates



Positive Latching



Smart Flip UP Shelves



Accurat Thermostats



Efficient Reciprocating Compressor

RFU6200

RFU6200ACDC - RFU6200DC - 6 Cu. Ft. Refrigerator/Freezer

Capacity:	6 Cu Ft. / 170 Liter	Cut Out Dimensions:	47.33" H x 20.25" W x 20.5" D
Freezer Volume:	2.5 Cu Ft. / 71 Liter		1203mm H x 514mm W x 521mm D
Voltage DC:	12-24 VDC	Flange Dimensions:	48.125" H x 21" W
Amperage @ 12 VDC:	5.2/2.6 Amps Running*		1222mm H x 533mm H
Voltage AC:	110-220 VAC / 50-60 Hz	Door Panel Dimensions (Fridge):	28" H x 19.625" W
Low Voltage Battery Protection:	Standard		712mm H x 499mm W
Compressor Cooling Fan:	Standard	Door Panel Dimensions (Frzr):	17.25" H x 19.625" W
Light:	Standard		438mm H x 498mm W
Door Panel:	Black	Weight:	93 LBS / 42 KG
		Warranty:	2 Year

Options: Optional **Special Order** White Frame & Panel Available

Available in AC/DC (Model #RFU6200ACDC or DC only (Model #RFU6200DC)



RFU6800

RFU6800ACDC - RFU6800DC - 6.8 Cu. Ft. Refrigerator/Freezer

Capacity:	6.8 Cu Ft. / 193 Liter	Cut Out Dimensions:	47.33" H x 20.25" W x 21.5" D
Freezer Volume:	2.5 Cu Ft. / 71 Liter		1203mm H x 514mm W x 546mm D
Voltage DC:	12-24 VDC	Flange Dimensions:	48.125" H x 21" W
Amperage @ 12 VDC:	5.2/2.6 Amps Running*		1222mm H x 533mm H
Voltage AC:	110-220 VAC / 50-60 Hz	Door Panel Dimensions (Fridge):	28" H x 19.625" W
Low Voltage Battery Protection:	Standard		712mm H x 499mm W
Compressor Cooling Fan:	Standard	Door Panel Dimensions (Frzr):	17.25" H x 19.625" W
Light:	Standard		438mm H x 498mm W
Door Panel:	Black	Weight:	93 LBS / 42 KG
		Warranty:	2 Year

Options: Optional **Special Order** White Frame & Panel Available

Available in AC/DC (Model #RFU6800ACDC or DC only (Model #RFU6800DC)



RFU8320 RFU8320ACDC - RFU8320DC - 7.3 Cu. Ft. Refrigerator/Freezer

Capacity:	7.3 Cu Ft. / 206 Liter	Cut Out Dimensions:	45.5" H x 23.25" W x 21.75" D 1155mm H x 591mm W x 552mm D
Freezer Volume:	1.6 Cu Ft. / 45 Liter	Flange Dimensions:	46" H x 24.3125" W 1168mm H x 618mm H
Voltage DC:	12-24 VDC	Door Panel Dimensions (Fridge):	29.625" H x 21.375" W 752mm H x 543mm W
Amperage @ 12 VDC:	5.2/2.6 Amps Running*	Door Panel Dimensions (Frzr):	13.25" H x 21.375" W 336mm H x 543mm W
Voltage AC:	110-220 VAC / 50-60 Hz	Weight:	95 LBS / 43 KG
Low Voltage Battery Protection:	Standard	Warranty:	2 Year
Compressor Cooling Fan:	Standard		
Light:	Standard		
Door Panel:	Black		

Options: Specify Right or Left Hand Opening On This Model.

Available in AC/DC (Model #RFU8320ACDC or DC only (Model #RFU8320DC)



RFU8220

RFU8220ACDC - RFU8220DC - 7.3 Cu. Ft. Refrigerator/Freezer

Capacity:	7.3 Cu Ft. / 206 Liter	Cut Out Dimensions:	52.875" H x 23.25" W x 19.5" D
Freezer Volume:	1.6 Cu Ft. / 45 Liter		1343mm H x 591mm W x 495mm D
Voltage DC:	12-24 VDC	Flange Dimensions:	53.375" H x 24.75" W
Amperage @ 12 VDC:	5.2/2.6 Amps Running*		1356mm H x 629mm H
Voltage AC:	110-220 VAC / 50-60 Hz	Door Panel Dimensions (Fridge):	29.625" H x 21.375" W
Low Voltage Battery Protection:	Standard		752mm H x 543mm W
Compressor Cooling Fan:	Standard	Door Panel Dimensions (Frzr):	13.25" H x 21.375" W
Light:	Standard		336mm H x 543mm W
Door Panel:	Black	Weight:	95 LBS / 43 KG
		Warranty:	2 Year

Options: Specify Right or Left Hand Opening On This Model.

The RFU8220 Ventilates From the Front. No Additional Ventilation is Required.

Available in AC/DC (Model #RFU8220ACDC)



RFU9000

RFU9000ACDC - RFU9000DC - 9.1 Cu. Ft. Refrigerator/Freezer

Capacity:	9.1 Cu Ft. / 258 Liter	Cut Out Dimensions:	52.875" H x 23.25" W x 22.75" D
Freezer Volume:	2.5 Cu Ft. / 71 Liter		1343mm H x 591mm W x 578mm D
Voltage DC:	12-24 VDC	Flange Dimensions:	53.375" H x 24.75" W
Amperage @ 12 VDC:	5.2/2.6 Amps Running*		1356mm H x 629mm H
Voltage AC:	110-220 VAC / 50-60 Hz	Door Panel Dimensions (Fridge):	29.625" H x 21.375" W
Low Voltage Battery Protection:	Standard		752mm H x 543mm W
Compressor Cooling Fan:	Standard	Door Panel Dimensions (Frzr):	13.25" H x 21.375" W
Light:	Standard		336mm H x 543mm W
Door Panel:	Black	Weight:	95 LBS / 43 KG
		Warranty:	2 Year

Options: Specify Right or Left Hand Opening On This Model.

The RFU9000 Ventilates From the Front. No Additional Ventilation is Required.

Available in AC/DC (Model #RFU9000ACDC or DC only (Model #RFU9000DC)





Vitrifrigo

The **Sea Classic** Series offers a complete range able to provide any demand in space or capacity requirements.

Ergonomic, silent, intuitive and safe, these units are able to guarantee the best cooling onboard: years of use on various types and sizes of boats have included these classic refrigerators and freezers.

Sea Classic refrigerators with a built-in cooling unit are the best choice where space is available, behind the refrigerator, to guarantee suitable unit ventilation.

Features:

- **New** "SMART" locking system
- **New** LED light system. High brightness gives the best internal visibility & lowest energy consumption
- Rigid external chassis with extra thick, highly efficient poly-urethane foam insulation throughout.
- Fan cooled air condensing units to provide better heat transfer, higher efficiencies, increased interior volumes and longer life.
- Door panels are easily interchanged to match specific interior applications.
- Adjustable shelving for efficient use of interior space and storage.
- Magnetic door seals are standard on all non-portable units.



Model

DP150iBD4-S - 5.3 Cu. Ft. Refrigerator/Freezer

Technical data

Volume

Refrigerator compartment (Cu Ft)	4.2
Freezer compartment (Cu Ft)	1.1

Freezer internal size

Height (Inches)	7.5
Width (Inches)	15.1
Depth (Inches)	15

Weight

Lbs	94.5 Lbs
-----	----------

Technical features (dc)

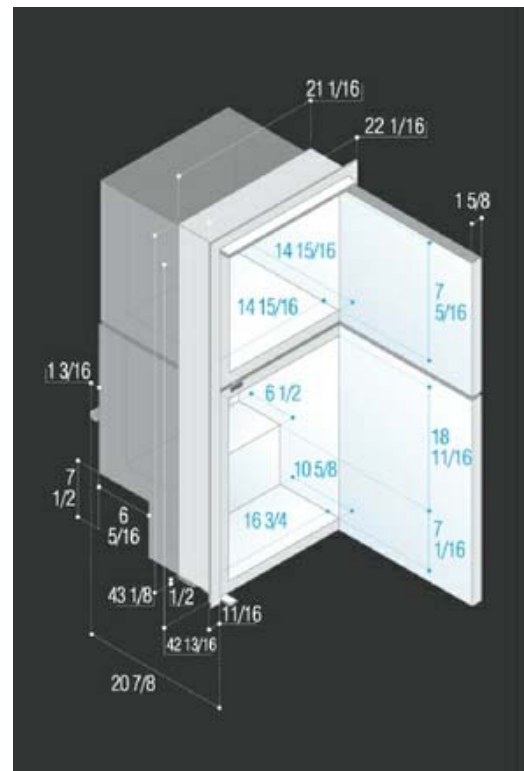
Power Voltage (V)	12/24
Rated current (A)	2.58 A @ 12 Vdc
Nominal input (W)	31 W

Technical features (ac)

Power Voltage (V)	115/240 - 60/50 Hz
Rated current (A)	0.44 A @ 115 Vac
Nominal input (W)	31 W

Mounting options

Surface Mount





Model

DP2600iBD4-F-2 - 8.1 Cu. Ft. Refrigerator/Freezer

Technical data

Volume

Refrigerator compartment (Cu Ft)	6
Freezer compartment (Cu Ft)	2.1

Freezer internal size

Height (Inches)	13.6
Width (Inches)	18.7
Depth (Inches)	15

Weight

Lbs	136.7 Lbs
-----	-----------

Technical features (dc)

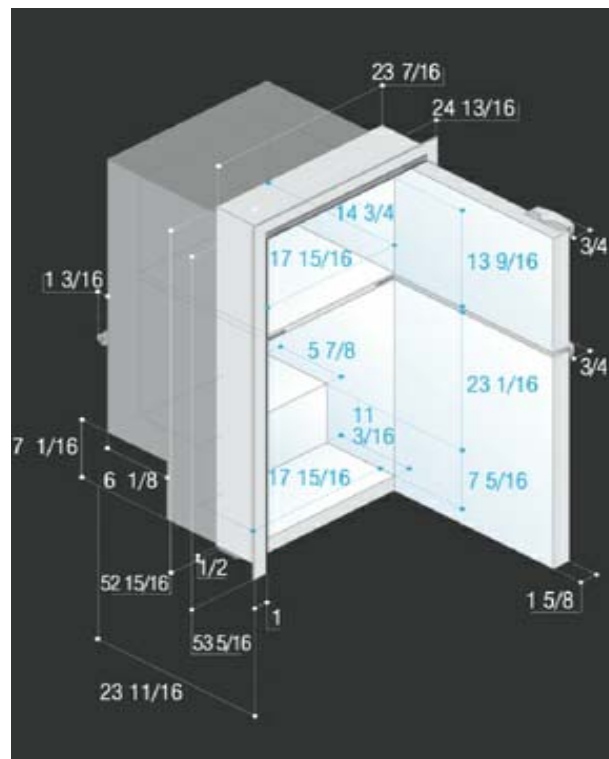
Power Voltage (V)	12/24
Rated current (A)	5.38 A @ 12 Vdc
Nominal input (W)	65 W

Technical features (ac)

Power Voltage (V)	115/240 - 60/50 Hz
Rated current (A)	0.76 A @ 115 Vac
Nominal input (W)	65 W

Mounting options

Flush flange





Vitrifrigo



The **Sea Steel** range Pare economic, silent, intuitive and safe, these units are able to guarantee the best cooling onboard: years of use on various types and sizes of boats have included these classic refrigerators and freezers. Sea Classic refrigerators with a built-in cooling unit are the best choice where space is available, behind the refrigerator, to guarantee suitable unit ventilation.

Features:

- Includes interior lighting
- Operates with a reliable and quiet Danfoss 12/24 volt compressor using the environmentally safe R134a refrigerant.
- Rigid external chassis with extra thick, highly efficient poly-urethane foam insulation throughout.
- Fan cooled air condensing units to provide better heat transfer, higher efficiencies, increased interior volumes and longer life.
- **Stainless** mounting flange and **stainless** wrapped doors.
- Standard with a positive locking mechanism that easily slides for opening and closing.
- Adjustable shelving for efficient use of interior space and storage.
- Magnetic door seals are standard on all non-portable units.

Model

DP2600iXD4-F-1 - 8.1 Cu. Ft. Stainless Refrigerator/Freezer

Technical data

Volume

Refrigerator compartment (Cu Ft)	6
Freezer compartment (Cu Ft)	2.1
Freezer internal size	
Height (Inches)	13.6
Width (Inches)	18.7
Depth (Inches)	15
Weight	
Lbs	136.6 Lbs

Technical features (dc)

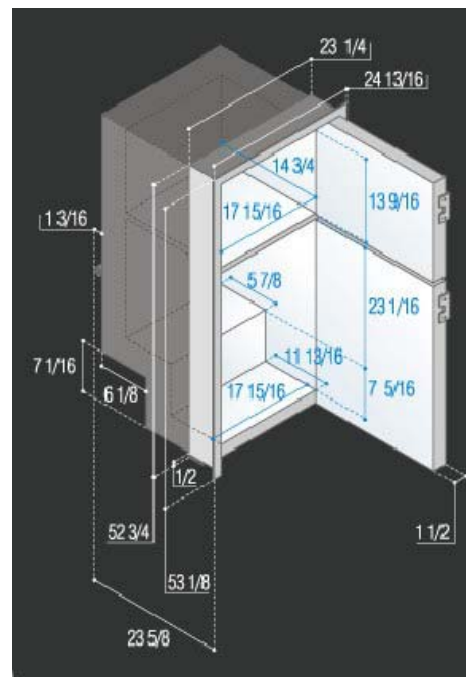
Power Voltage (V)	12/24
Rated current (A)	5.38 A @ 12 Vdc
Nominal input (W)	65 W

Technical features (ac)

Power Voltage (V)	115/240 - 60/50 Hz
Rated current (A)	0.76 A @ 115 Vac
Nominal input (W)	65 W

Mounting options

Flush flange



NOTES:



NOVA  KOOL

isotherm
Marine Refrigeration



Sure Marine Service, Inc.
5320 28th Ave. N.W.
Seattle, WA 98107
(800) 562-7797 (206) 784-9903

Shop Online:
www.suremarineservice.com