

STOXX® GLOBAL TOTAL MARKET INDEX

Stated objective

The STOXX Total Market (TMI) Indices cover 95% of the free-float market cap of the relevant investable stock universe by region or country. The STOXX Global TMI serves as the basis for all regional and country TMI indices.

All TMI indices offer exposure to global equity markets with the broadest diversification within the STOXX equity universe in terms of regions, currencies and sectors.

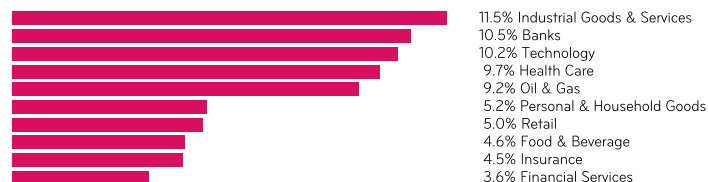
Key facts

» With 95% coverage of the free-float market cap of the relevant investable stock universe per region, the index forms a unique benchmark for a truly global investment approach

Descriptive statistics

Index	Market cap (USD bn.)		Components (USD bn.)				Component weight (%)		Turnover (%)
	Full	Free-float	Mean	Median	Largest	Smallest	Largest	Smallest	Last 12 months
STOXX Global Total Market Index	54,569.6	44,271.7	6.1	1.3	618.0	0.0	1.4	0.0	3.4
STOXX Americas Total Market Index	26,035.8	23,830.9	12.9	4.1	618.0	0.1	2.6	0.0	2.9

Supersector weighting (top 10)



Country weighting

Risk and return figures¹

Index returns	Return (%)					Annualized return (%)				
	Last month	YTD	1Y	3Y	5Y	Last month	YTD	1Y	3Y	5Y
STOXX Global Total Market Index	2.3	7.7	21.7	49.4	78.4	30.7	11.5	21.2	13.9	11.9
STOXX Americas Total Market Index	4.2	10.2	24.8	64.8	109.4	62.9	15.4	24.3	17.6	15.5

Index volatility and risk	Annualized volatility (%)					Annualized Sharpe ratio ²				
	Last month	YTD	1Y	3Y	5Y	Last month	YTD	1Y	3Y	5Y
STOXX Global Total Market Index	8.2	7.9	8.1	12.8	22.5	1.1	1.4	2.3	1.0	0.5
STOXX Americas Total Market Index	10.0	9.9	9.8	14.1	24.9	2.4	1.5	2.1	1.1	0.6

Index to benchmark	Correlation					Tracking error (%)				
	Last month	YTD	1Y	3Y	5Y	Last month	YTD	1Y	3Y	5Y
STOXX Global Total Market Index	0.9	0.9	0.9	0.9	1.0	4.1	4.8	4.8	6.1	6.7

Index to benchmark	Beta					Annualized information ratio				
	Last month	YTD	1Y	3Y	5Y	Last month	YTD	1Y	3Y	5Y
STOXX Global Total Market Index	0.8	0.7	0.7	0.8	0.9	-3.8	-0.8	-0.6	-0.5	-0.6

¹ For information on data calculation, please refer to STOXX calculation reference guide.

² Based on Euribor1m

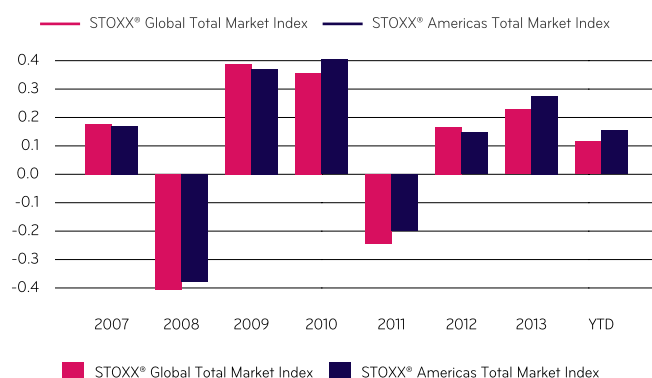
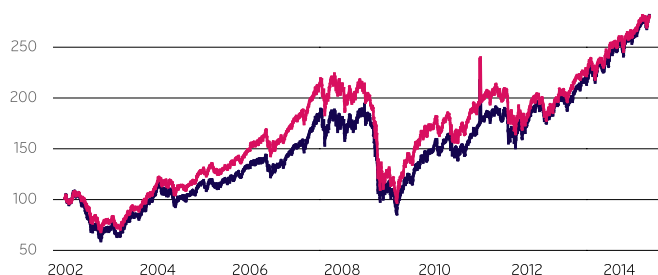
(USD, gross return), all data as of Aug. 29, 2014

TOTAL MARKET INDICES

STOXX® GLOBAL TOTAL MARKET INDEX

Fundamentals (for last 12 months)

Index	Price/earnings incl. negative		Price/earnings excl. negative		Price/ book	Dividend yield (%)	Price/ sales	Price/ cash flow
	Trailing	Projected	Trailing	Projected	Trailing	Trailing	Trailing	Trailing
STOXX Global Total Market Index	17.7	15.6	15.3	15.3	1.9	2.3	1.2	7.4
STOXX Americas Total Market Index	19.8	N/A	17.5	N/A	2.2	1.8	1.7	8.2

Performance and annual returns³

Methodology

The STOXX Global TMI Index comprises all shares of the eligible STOXX universe. The other regional TMI indices consist of components of the relevant Total Market Country indices. The detailed methodology including the calculation formula can be found in our rulebook: www.stoxx.com/indices/rulebooks.html

Version and symbols

Index	ISIN	Symbol	Bloomberg	Reuters
Gross Return EUR	CH0114207852	TWIGR	TWIGR Index	.TWIGR
Net Return EUR	CH0114207837	TWIR	TWIR Index	.TWIR
Price EUR	CH0114207811	TWIP	TWIP Index	.TWIP
Gross Return USD	CH0114207860	TWIGV	TWIGV Index	.TWIGV
Net Return USD	CH0114207845	TWIV	TWIV Index	.TWIV
Price USD	CH0114207829	TWIL	TWIL Index	.TWIL

Complete list available here: www.stoxx.com/data/vendor_codes.html

Quick facts

Weighting	Free-float market cap
Cap factor	No
No. of components	Variable
Review frequency	Quarterly (March, June, September, December)

To learn more about the inception date, currency versions, calculation hours and historical values, please see our data vendor code sheet.

³ STOXX data from Dec. 27, 2001 to Aug. 28, 2014

(USD, gross return), all data as of Aug. 29, 2014

CONTACT DETAILS

STOXX customer support

P +41 58 399 5900
customersupport@stoxx.com
www.stoxx.com

Zurich/headquarters:
P +41 58 399 5300

Frankfurt: P +49 69 211 13243
Hong Kong: P +852 6307 9316
London: P +44 207 862 7680

Madrid: P +34 91 369 1229
New York: P +1 212 669 6426

STOXX is part of Deutsche Boerse and SIX

CUSTOMIZATION

The index can be used as a basis for the definition of STOXX® Customized Indices, which can be tailored to specific client or mandate needs. STOXX offers customization in almost unlimited forms for example in terms of component selection, weighting schemes and personalized calculation methodologies.

DISCLAIMER

STOXX® indices are protected through intellectual property rights. 'STOXX' and 'EURO STOXX 50' are registered trademarks. The use of the STOXX® indices for financial products or for other purposes requires a license from STOXX. STOXX does not make any warranties or representations, express or implied with respect to the timeliness, sequence, accuracy, completeness, currentness, merchantability, quality or fitness for any particular purpose of its index data. STOXX is not providing investment advice through the publication of the STOXX® indices or in connection therewith. In particular, the inclusion of a company in an index, its weighting, or the exclusion of a company from an index, does not in any way reflect an opinion of STOXX on the merits of that company. Financial instruments based on the STOXX® indices are in no way sponsored, endorsed, sold or promoted by STOXX.

BACKTESTED PERFORMANCE

This document contains index performance data based on backtesting, i.e. calculations of how the index might have performed prior to launch if it had existed using the same index methodology and based on historical constituents. Backtested performance information is purely hypothetical and is provided in this document solely for information purposes. Backtested performance does not represent actual performance and should not be interpreted as an indication of actual performance.

TOTAL MARKET INDICES

STOXX® GLOBAL TOTAL MARKET INDEX

Components⁴

Company	Supersector	Country	Weight (%)
Apple Inc.	Technology	US	1.29
Exxon Mobil Corp.	Oil & Gas	US	1.03
Microsoft Corp.	Technology	US	0.79
Johnson & Johnson	Health Care	US	0.67
General Electric Co.	Industrial Goods & Services	US	0.62
Wells Fargo & Co.	Banks	US	0.58
Chevron Corp.	Oil & Gas	US	0.58
NESTLE	Food & Beverage	CH	0.57
NOVARTIS	Health Care	CH	0.56
Procter & Gamble Co.	Personal & Household Goods	US	0.49
JPMorgan Chase & Co.	Banks	US	0.49
ROCHE HLDG P	Health Care	CH	0.48
Verizon Communications Inc.	Telecommunications	US	0.46
HSBC	Banks	GB	0.44
Pfizer Inc.	Health Care	US	0.44
International Business Machine	Technology	US	0.43
GOOGLE CLASS C	Technology	US	0.43
AT&T Inc.	Telecommunications	US	0.42
TOTAL	Oil & Gas	FR	0.39
Samsung Electronics Co Ltd	Personal & Household Goods	KR	0.39
Toyota Motor Corp.	Automobiles & Parts	JP	0.39
Merck & Co. Inc.	Health Care	US	0.39
Coca-Cola Co.	Food & Beverage	US	0.38
Bank of America Corp.	Banks	US	0.37
BP	Oil & Gas	GB	0.37
ROYAL DUTCH SHELL A	Oil & Gas	GB	0.36
Google Inc. Cl A	Technology	US	0.36
Intel Corp.	Technology	US	0.34
Philip Morris International In	Personal & Household Goods	US	0.33
Oracle Corp.	Technology	US	0.33
Schlumberger Ltd.	Oil & Gas	US	0.33
Citigroup Inc.	Banks	US	0.32
Walt Disney Co.	Media	US	0.31
PepsiCo Inc.	Food & Beverage	US	0.31
Qualcomm Inc.	Technology	US	0.31
Berkshire Hathaway Inc. Cl B	Insurance	US	0.31
Cisco Systems Inc.	Technology	US	0.30
GLAXOSMITHKLINE	Health Care	GB	0.30
SANOFI	Health Care	FR	0.30
FACEBOOK CLASS A	Technology	US	0.29
Gilead Sciences Inc.	Health Care	US	0.28
BCO SANTANDER	Banks	ES	0.28
Commonwealth Bank of Australia	Banks	AU	0.28
Wal-Mart Stores Inc.	Retail	US	0.27
Amazon.com Inc.	Retail	US	0.27
BAYER	Chemicals	DE	0.26
BRITISH AMERICAN TOBACCO	Personal & Household Goods	GB	0.26
SIEMENS	Industrial Goods & Services	DE	0.26
Home Depot Inc.	Retail	US	0.26
Comcast Corp. Cl A	Media	US	0.26
BASF	Chemicals	DE	0.25
BHP Billiton Ltd.	Basic Resources	AU	0.25
VISA Inc. Cl A	Financial Services	US	0.24
United Technologies Corp.	Industrial Goods & Services	US	0.24
ROYAL DUTCH SHELL B	Oil & Gas	GB	0.24
ConocoPhillips	Oil & Gas	US	0.23
McDonald's Corp.	Travel & Leisure	US	0.23
TSMC	Technology	TW	0.23
BERKSHIRE HATHAWAY 'A'	Insurance	US	0.23
Boeing Co.	Industrial Goods & Services	US	0.23
Royal Bank of Canada	Banks	CA	0.23
Westpac Banking Corp.	Banks	AU	0.22
3M Co.	Industrial Goods & Services	US	0.22
ASTRAZENECA	Health Care	GB	0.22
NOVO NORDISK B	Health Care	DK	0.21
Toronto-Dominion Bank	Banks	CA	0.21
Union Pacific Corp.	Industrial Goods & Services	US	0.21
DAIMLER	Automobiles & Parts	DE	0.21
Amgen Inc.	Health Care	US	0.21
CVS Caremark Corp.	Retail	US	0.21
Mitsubishi UFJ Financial Group	Banks	JP	0.20
ANHEUSER-BUSCH INBEV	Food & Beverage	BE	0.20
American Express Co.	Financial Services	US	0.20

⁴ Based on the last periodic review implementation

TOTAL MARKET INDICES

STOXX® GLOBAL TOTAL MARKET INDEX

Components⁴

Company	Supersector	Country	Weight (%)
Australia & New Zealand Bankin	Banks	AU	0.20
Altria Group Inc.	Personal & Household Goods	US	0.20
VODAFONE GRP	Telecommunications	GB	0.19
ABBVIE	Health Care	US	0.19
Occidental Petroleum Corp.	Oil & Gas	US	0.19
AMERICAN INTERNATIONAL GROUP	Insurance	US	0.19
UnitedHealth Group Inc.	Health Care	US	0.19
U.S. Bancorp	Banks	US	0.18
Bank of Nova Scotia	Banks	CA	0.18
DIAGEO	Food & Beverage	GB	0.18
Bristol-Myers Squibb Co.	Health Care	US	0.18
Tencent Holdings Ltd.	Technology	CN	0.17
BCO BILBAO VIZCAYA ARGENTARIA	Banks	ES	0.17
Biogen Idec Inc.	Health Care	US	0.17
ALLIANZ	Insurance	DE	0.17
MasterCard Inc. CI A	Financial Services	US	0.17
United Parcel Service Inc. CI	Industrial Goods & Services	US	0.17
Honeywell International Inc.	Industrial Goods & Services	US	0.17
Softbank Corp.	Telecommunications	JP	0.17
SAP	Technology	DE	0.17
BNP PARIBAS	Banks	FR	0.17
National Australia Bank Ltd.	Banks	AU	0.16
ENI	Oil & Gas	IT	0.16
Goldman Sachs Group Inc.	Financial Services	US	0.16
BG GRP	Oil & Gas	GB	0.16
Celgene Corp.	Health Care	US	0.16
Caterpillar Inc.	Industrial Goods & Services	US	0.16
TELEFONICA	Telecommunications	ES	0.16
UNILEVER NV	Food & Beverage	NL	0.16
BHP BILLITON	Basic Resources	GB	0.16
UBS	Banks	CH	0.15
MONDELEZ	Food & Beverage	US	0.15
RIO TINTO	Basic Resources	GB	0.15
Monsanto Co.	Food & Beverage	US	0.15
Hewlett-Packard Co.	Technology	US	0.15
Walgreen Co.	Retail	US	0.15
Honda Motor Co. Ltd.	Automobiles & Parts	JP	0.15
Medtronic Inc.	Health Care	US	0.15
Ford Motor Co.	Automobiles & Parts	US	0.15
EOG Resources Inc.	Oil & Gas	US	0.15
Colgate-Palmolive Co.	Personal & Household Goods	US	0.14
Dow Chemical Co.	Chemicals	US	0.14
Abbott Laboratories	Health Care	US	0.14
Suncor Energy Inc.	Oil & Gas	CA	0.14
E.I. DuPont de Nemours & Co.	Chemicals	US	0.14
Time Warner Inc.	Media	US	0.14
LLOYDS BANKING GRP	Banks	GB	0.14
Priceline Group Inc	Travel & Leisure	US	0.14
Eli Lilly & Co.	Health Care	US	0.14
Sumitomo Mitsui Financial Grou	Banks	JP	0.14
AIA GROUP	Insurance	HK	0.14
Telstra Corp. Ltd.	Telecommunications	AU	0.14
CHINA CONSTRUCTION BANK CORP H	Banks	CN	0.14
BARCLAYS	Banks	GB	0.14
Halliburton Co.	Oil & Gas	US	0.14
RECKITT BENCKISER GRP	Personal & Household Goods	GB	0.13
UNILEVER PLC	Food & Beverage	GB	0.13
PRUDENTIAL	Insurance	GB	0.13
eBay Inc.	Retail	US	0.13
SABMILLER	Food & Beverage	GB	0.13
Starbucks Corp.	Travel & Leisure	US	0.13
Anadarko Petroleum Corp.	Oil & Gas	US	0.13
SCHNEIDER ELECTRIC	Industrial Goods & Services	FR	0.13
EXPRESS SCRIPTS HOLDING	Health Care	US	0.13
GLENCORE PLC	Basic Resources	GB	0.13
NATIONAL GRID	Utilities	GB	0.13
ING GRP	Insurance	NL	0.13
CIE FINANCIERE RICHEMONT	Personal & Household Goods	CH	0.12
ABB	Industrial Goods & Services	CH	0.12
BT GRP	Telecommunications	GB	0.12
Nike Inc. CI B	Personal & Household Goods	US	0.12
Lockheed Martin Corp.	Industrial Goods & Services	US	0.12
EMC Corp.	Technology	US	0.12
Texas Instruments Inc.	Technology	US	0.12

⁴ Based on the last periodic review implementation

TOTAL MARKET INDICES

STOXX® GLOBAL TOTAL MARKET INDEX

Components⁴

Company	Supersector	Country	Weight (%)
LVMH MOET HENNESSY	Personal & Household Goods	FR	0.12
Accenture PLC Cl A	Industrial Goods & Services	US	0.12
TWENTY-FIRST CENTURY FOX 'A'	Media	US	0.12
DEUTSCHE TELEKOM	Telecommunications	DE	0.12
PHILLIPS 66	Oil & Gas	US	0.12
Simon Property Group Inc.	Real Estate	US	0.12
Reliance Industries Ltd	Oil & Gas	IN	0.12
GAZPROM	Oil & Gas	RU	0.12
Duke Energy Corp.	Utilities	US	0.12
China Mobile Ltd.	Telecommunications	CN	0.11
AXA	Insurance	FR	0.11
Costco Wholesale Corp.	Retail	US	0.11
MetLife Inc.	Insurance	US	0.11
Canadian Natural Resources Ltd	Oil & Gas	CA	0.11
Lowe's Cos.	Retail	US	0.11
Mizuho Financial Group Inc.	Banks	JP	0.11
Allergan Inc.	Health Care	US	0.11
ICBC H	Banks	CN	0.11
UNICREDIT	Banks	IT	0.11
Danaher Corp.	Industrial Goods & Services	US	0.11
GENERAL MOTORS	Automobiles & Parts	US	0.11
Emerson Electric Co.	Industrial Goods & Services	US	0.11
Capital One Financial Corp.	Financial Services	US	0.11
DEUTSCHE BANK	Banks	DE	0.11
Canadian National Railway Co.	Industrial Goods & Services	CA	0.11
PNC Financial Services Group I	Banks	US	0.11
PETROLEO BRASILEIRO S.A. -PREF	Oil & Gas	BR	0.11
Bank of Montreal	Banks	CA	0.11
AIR LIQUIDE	Chemicals	FR	0.10
Teva Pharmaceutical Industries	Health Care	IL	0.10
Morgan Stanley	Financial Services	US	0.10
NORDEA BANK	Banks	SE	0.10
INTESA SANPAOLO	Banks	IT	0.10
CREDIT SUISSE GRP	Banks	CH	0.10
SHIRE	Health Care	GB	0.10
IMPERIAL TOBACCO GRP	Personal & Household Goods	GB	0.10
GRP SOCIETE GENERALE	Banks	FR	0.10
Naspers Ltd	Media	ZA	0.10
Wesfarmers Ltd.	Retail	AU	0.10
ZURICH INSURANCE GROUP	Insurance	CH	0.10
Nippon Telegraph & Telephone C	Telecommunications	JP	0.10
FedEx Corp.	Industrial Goods & Services	US	0.10
NextEra Energy Inc.	Utilities	US	0.10
DANONE	Food & Beverage	FR	0.10
Thermo Fisher Scientific Inc.	Health Care	US	0.10
Kimberly-Clark Corp.	Personal & Household Goods	US	0.10
GDF SUEZ	Utilities	FR	0.10
McKesson Corp.	Retail	US	0.10
STANDARD CHARTERED	Banks	GB	0.10
Prudential Financial Inc.	Insurance	US	0.10
L'OREAL	Personal & Household Goods	FR	0.09
Woolworths Ltd.	Retail	AU	0.09
ITAU UNIBANCO HOLDING SA -PREF	Banks	BR	0.09
Bank of New York Mellon Corp.	Financial Services	US	0.09
Japan Tobacco Inc.	Personal & Household Goods	JP	0.09
IBERDROLA	Utilities	ES	0.09
Time Warner Cable Inc.	Media	US	0.09
General Dynamics Corp.	Industrial Goods & Services	US	0.09
Dominion Resources Inc. (Virgi	Utilities	US	0.09
Covidien PLC	Health Care	US	0.09
E.ON	Utilities	DE	0.09
VALEANT PHARMACEUTICALS INTERN	Health Care	CA	0.09
HENNES & MAURITZ B	Retail	SE	0.09
BMW	Automobiles & Parts	DE	0.09
VINCI	Construction & Materials	FR	0.09
Apache Corp.	Oil & Gas	US	0.09
Baxter International Inc.	Health Care	US	0.09
TESCO	Retail	GB	0.09
TJX Cos.	Retail	US	0.09
LYONDELLBASELL INDUSTRIES	Chemicals	US	0.09
AIRBUS GROUP NV	Industrial Goods & Services	FR	0.09
Enbridge Inc.	Oil & Gas	CA	0.09
Williams Cos.	Oil & Gas	US	0.09
DIRECTV Group Inc.	Media	US	0.09

⁴ Based on the last periodic review implementation

TOTAL MARKET INDICES

STOXX® GLOBAL TOTAL MARKET INDEX

Components⁴

Company	Supersector	Country	Weight (%)
Praxair Inc.	Chemicals	US	0.09
Precision Castparts Corp.	Industrial Goods & Services	US	0.09
VOLKSWAGEN PREF	Automobiles & Parts	DE	0.09
Southern Co.	Utilities	US	0.09
ENEL	Utilities	IT	0.09
Automatic Data Processing Inc.	Industrial Goods & Services	US	0.09
Canon Inc.	Technology	JP	0.09
Illinois Tool Works Inc.	Industrial Goods & Services	US	0.09
ACTAVIS PLC	Health Care	US	0.09
LINDE	Chemicals	DE	0.09
BlackRock Inc.	Financial Services	US	0.08
ERICSSON LM B	Technology	SE	0.08
Target Corp.	Retail	US	0.08
EATON CORP. PLC	Industrial Goods & Services	US	0.08
Viacom Inc. CI B	Media	US	0.08
KDDI Corp.	Telecommunications	JP	0.08
Manulife Financial Corp.	Insurance	CA	0.08
ASML HLDG	Technology	NL	0.08
Canadian Imperial Bank of Comm	Banks	CA	0.08
Hon Hai Precision Industry Co	Industrial Goods & Services	TW	0.08
Freeport-McMoRan Copper & Gold	Basic Resources	US	0.08
KRAFT FOODS GROUP	Food & Beverage	US	0.08
Yum! Brands Inc.	Travel & Leisure	US	0.08
Travelers Cos. Inc.	Insurance	US	0.08
ACE Ltd.	Insurance	US	0.08
AMERICAN TOWER	Real Estate	US	0.08
BCE Inc.	Telecommunications	CA	0.08
MUENCHENER RUECK	Insurance	DE	0.08
Takeda Pharmaceutical Co. Ltd.	Health Care	JP	0.08
Mitsubishi Estate Co. Ltd.	Real Estate	JP	0.08
Hyundai Motor Co	Automobiles & Parts	KR	0.08
ANGLO AMERICAN	Basic Resources	GB	0.08
Hitachi Ltd.	Industrial Goods & Services	JP	0.08
Mitsubishi Corp.	Industrial Goods & Services	JP	0.08
ROLLS ROYCE HLDG	Industrial Goods & Services	GB	0.08
SYNGENTA	Chemicals	CH	0.08
Fanuc Ltd.	Industrial Goods & Services	JP	0.08
Seven & I Holdings Co. Ltd.	Retail	JP	0.08
Adobe Systems Inc.	Technology	US	0.08
Pioneer Natural Resources Co.	Oil & Gas	US	0.08
General Mills Inc.	Food & Beverage	US	0.08
BANK OF CHINA 'H'	Banks	CN	0.08
National Oilwell Varco Inc.	Oil & Gas	US	0.08
Delta Air Lines Inc.	Travel & Leisure	US	0.08
STATOIL	Oil & Gas	NO	0.08
DEUTSCHE POST	Industrial Goods & Services	DE	0.08
AMERICAN AIRLINES GRP	Travel & Leisure	US	0.08
Johnson Controls Inc.	Automobiles & Parts	US	0.08
CBS Corp. CI B	Media	US	0.08
TransCanada Corp.	Oil & Gas	CA	0.08
Baker Hughes Inc.	Oil & Gas	US	0.07
VIVENDI	Media	FR	0.07
Micron Technology Inc.	Technology	US	0.07
Potash Corp. of Saskatchewan I	Chemicals	CA	0.07
Alexion Pharmaceuticals Inc.	Health Care	US	0.07
Yahoo! Inc.	Technology	US	0.07
Norfolk Southern Corp.	Industrial Goods & Services	US	0.07
Industria de Diseno Textil SA	Retail	ES	0.07
BANCO BRADESCO SA - PREF	Banks	BR	0.07
WellPoint Inc.	Health Care	US	0.07
AMBEV	Food & Beverage	BR	0.07
Canadian Pacific Railway Ltd.	Industrial Goods & Services	CA	0.07
LUKOIL	Oil & Gas	RU	0.07
Deere & Co.	Industrial Goods & Services	US	0.07
CSX Corp.	Industrial Goods & Services	US	0.07
Infosys Ltd	Technology	IN	0.07
Exelon Corp.	Utilities	US	0.07
Raytheon Co.	Industrial Goods & Services	US	0.07
Salesforce.com Inc.	Technology	US	0.07
ORANGE	Telecommunications	FR	0.07
Valero Energy Corp.	Oil & Gas	US	0.07
East Japan Railway Co.	Travel & Leisure	JP	0.07
CSL Ltd.	Health Care	AU	0.07
COMPASS GRP	Travel & Leisure	GB	0.07

⁴ Based on the last periodic review implementation

TOTAL MARKET INDICES

STOXX® GLOBAL TOTAL MARKET INDEX

Components⁴

Company	Supersector	Country	Weight (%)
America Movil SAB de CV	Telecommunications	MX	0.07
Charles Schwab Corp.	Financial Services	US	0.07
NIPPON STEEL & SUMITOMO METAL	Basic Resources	JP	0.07
Sasol Ltd	Oil & Gas	ZA	0.07
Corning Inc.	Technology	US	0.07
Mitsui Fudosan Co. Ltd.	Real Estate	JP	0.07
State Street Corp.	Financial Services	US	0.07
Aetna Inc.	Health Care	US	0.07
SWISS REINSURANCE COMPANY	Insurance	CH	0.07
Devon Energy Corp.	Oil & Gas	US	0.07
Astellas Pharma Inc.	Health Care	JP	0.07
ASSICURAZIONI GENERALI	Insurance	IT	0.07
Cognizant Technology Solutions	Technology	US	0.07
Ecolab Inc.	Chemicals	US	0.07
Discover Financial Services	Financial Services	US	0.07
Hess Corp.	Oil & Gas	US	0.07
Cummins Inc.	Industrial Goods & Services	US	0.07
Las Vegas Sands Corp.	Travel & Leisure	US	0.07
Central Japan Railway Co.	Travel & Leisure	JP	0.07
PHILIPS	Industrial Goods & Services	NL	0.07
PPG Industries Inc.	Chemicals	US	0.07
NOKIA	Technology	FI	0.07
WPP	Media	GB	0.07
AFLAC Inc.	Insurance	US	0.07
MTN Group Ltd	Telecommunications	ZA	0.07
Mitsui & Co. Ltd.	Industrial Goods & Services	JP	0.07
CNOOC Ltd.	Oil & Gas	CN	0.07
Petroleo Brasileiro SA	Oil & Gas	BR	0.07
Marsh & McLennan Cos.	Insurance	US	0.06
Northrop Grumman Corp.	Industrial Goods & Services	US	0.06
CENTRICA	Utilities	GB	0.06
Marathon Oil Corp.	Oil & Gas	US	0.06
Panasonic Corp.	Personal & Household Goods	JP	0.06
SURGUTNEFTGAS	Oil & Gas	RU	0.06
Stryker Corp.	Health Care	US	0.06
Spectra Energy Corp.	Utilities	US	0.06
MARATHON PETROLEUM	Oil & Gas	US	0.06
Sun Hung Kai Properties Ltd.	Real Estate	HK	0.06
Nomura Holdings Inc.	Financial Services	JP	0.06
Noble Energy Inc.	Oil & Gas	US	0.06
UNIBAIL-RODAMCO	Real Estate	FR	0.06
BB&T Corp.	Banks	US	0.06
VF Corp.	Personal & Household Goods	US	0.06
AON PLC	Insurance	US	0.06
Applied Materials Inc.	Technology	US	0.06
Hutchison Whampoa Ltd.	Industrial Goods & Services	HK	0.06
Mitsubishi Electric Corp.	Industrial Goods & Services	JP	0.06
SAINT GOBAIN	Construction & Materials	FR	0.06
Archer Daniels Midland Co.	Food & Beverage	US	0.06
Bridgestone Corp.	Automobiles & Parts	JP	0.06
SK HYNIX INC	Technology	KR	0.06
American Electric Power Co. In	Utilities	US	0.06
PetroChina Co Ltd 'H'	Oil & Gas	CN	0.06
Allstate Corp.	Insurance	US	0.06
Public Storage	Real Estate	US	0.06
SBERBANK	Banks	RU	0.06
Fast Retailing Co. Ltd.	Retail	JP	0.06
KINDER MORGAN	Oil & Gas	US	0.06
TE CONNECTIVITY LTD.	Industrial Goods & Services	US	0.06
SCOTTISH & SOUTHERN ENERGY	Utilities	GB	0.06
Tokio Marine Holdings Inc.	Insurance	JP	0.06
Air Products & Chemicals Inc.	Chemicals	US	0.06
AVIVA	Insurance	GB	0.06
CONTINENTAL	Automobiles & Parts	DE	0.06
NAVER CORP	Technology	KR	0.06
CIGNA Corp.	Health Care	US	0.06
Denso Corp.	Automobiles & Parts	JP	0.06
Housing Development Finance Co	Financial Services	IN	0.06
PERNOD RICARD	Food & Beverage	FR	0.06
Crown Castle International Cor	Real Estate	US	0.06
SWEDBANK	Banks	SE	0.06
ITC Ltd	Personal & Household Goods	IN	0.06
Shin-Etsu Chemical Co. Ltd.	Chemicals	JP	0.06
China Petroleum & Chemical 'H'	Oil & Gas	CN	0.06

⁴ Based on the last periodic review implementation

TOTAL MARKET INDICES

STOXX® GLOBAL TOTAL MARKET INDEX

Components⁴

Company	Supersector	Country	Weight (%)
POSCO	Basic Resources	KR	0.06
Kroger Co.	Retail	US	0.06
COMCAST SPECIAL 'A'	Media	US	0.06
SanDisk Corp.	Technology	US	0.06
SAMPO	Insurance	FI	0.06
Woodside Petroleum Ltd.	Oil & Gas	AU	0.06
Lorillard Inc.	Personal & Household Goods	US	0.06
BROOKFIELD ASSET MANAGEMENT	Financial Services	CA	0.06
Franklin Resources Inc.	Financial Services	US	0.06
SVENSKA HANDELSBANKEN A	Banks	SE	0.05
Rio Tinto Ltd.	Basic Resources	AU	0.05
Cenovus Energy Inc.	Oil & Gas	CA	0.05
Magna International Inc. CI A	Automobiles & Parts	CA	0.05
HDFC Bank Ltd	Banks	IN	0.05
Sempra Energy	Utilities	US	0.05
Cardinal Health Inc.	Retail	US	0.05
United Overseas Bank Ltd.	Banks	SG	0.05
BAE SYSTEMS	Industrial Goods & Services	GB	0.05
Netflix Inc.	Retail	US	0.05
TELUS	Telecommunications	CA	0.05
DBS Group Holdings Ltd.	Banks	SG	0.05
SAMSUNG ELTN.PF.	Personal & Household Goods	KR	0.05
Forest Laboratories Inc.	Health Care	US	0.05
Singapore Telecommunications L	Telecommunications	SG	0.05
Chubb Corp.	Insurance	US	0.05
ESSILOR INTERNATIONAL	Health Care	FR	0.05
Cheung Kong (Holdings) Ltd.	Real Estate	HK	0.05
REGENERON PHARMS.	Health Care	US	0.05
Becton Dickinson & Co.	Health Care	US	0.05
MICHELIN	Automobiles & Parts	FR	0.05
MediaTek Inc	Technology	TW	0.05
Ameriprise Financial Inc.	Financial Services	US	0.05
CME Group Inc. CI A	Financial Services	US	0.05
MCGRAW HILL FINANCIAL	Financial Services	US	0.05
Paccar Inc.	Industrial Goods & Services	US	0.05
LEGAL & GENERAL GRP	Insurance	GB	0.05
VOLVO B	Industrial Goods & Services	SE	0.05
Intuit Inc.	Technology	US	0.05
INTERCONTINENTALEXCHANGE INC	Financial Services	US	0.05
REPSOL	Oil & Gas	ES	0.05
Equity Residential	Real Estate	US	0.05
Macy's Inc.	Retail	US	0.05
Komatsu Ltd.	Industrial Goods & Services	JP	0.05
VALE S.A. - PREF	Basic Resources	BR	0.05
CARREFOUR	Retail	FR	0.05
Illumina Inc.	Health Care	US	0.05
Sun Life Financial Inc.	Insurance	CA	0.05
PPL Corp.	Utilities	US	0.05
Goldcorp Inc.	Basic Resources	CA	0.05
Nissan Motor Co. Ltd.	Automobiles & Parts	JP	0.05
International Paper Co.	Basic Resources	US	0.05
SunTrust Banks Inc.	Banks	US	0.05
CENTURYLINK INC.	Telecommunications	US	0.05
Sysco Corp.	Retail	US	0.05
T. Rowe Price Group Inc.	Financial Services	US	0.05
SAFRAN	Industrial Goods & Services	FR	0.05
ADIDAS	Personal & Household Goods	DE	0.05
Tyco International Ltd.	Industrial Goods & Services	US	0.05
PG&E Corp.	Utilities	US	0.05
Orix Corp.	Financial Services	JP	0.05
Oversea-Chinese Banking Corp.	Banks	SG	0.05
ARM	Technology	GB	0.05
SKANDINAVISKA ENSKILDA BK A	Banks	SE	0.05
LIBERTY GLOBAL 'C'	Media	US	0.05
NTT DoCoMo Inc.	Telecommunications	JP	0.05
Sumitomo Realty & Development	Real Estate	JP	0.05
Kao Corp.	Personal & Household Goods	JP	0.05
Waste Management Inc.	Industrial Goods & Services	US	0.05
Mitsubishi Heavy Industries Lt	Industrial Goods & Services	JP	0.05
Barrick Gold Corp.	Basic Resources	CA	0.05
RWE	Utilities	DE	0.05
DELPHI AUTOMOTIVE	Automobiles & Parts	US	0.05
HENKEL PREF	Personal & Household Goods	DE	0.05
PROLOGIS INC.	Real Estate	US	0.05

⁴ Based on the last periodic review implementation

TOTAL MARKET INDICES

STOXX® GLOBAL TOTAL MARKET INDEX

Components⁴

Company	Supersector	Country	Weight (%)
Hong Kong Exchanges & Clearing	Financial Services	HK	0.05
Broadcom Corp.	Technology	US	0.05
CRH	Construction & Materials	IE	0.05
Public Service Enterprise Grou	Utilities	US	0.05
China Life Insurance Co 'H'	Insurance	CN	0.05
DOLLAR GENERAL	Retail	US	0.05
St. Jude Medical Inc.	Health Care	US	0.05
Itochu Corp.	Industrial Goods & Services	JP	0.05
HOLCIM	Construction & Materials	CH	0.05
Vornado Realty Trust	Real Estate	US	0.05
Humana Inc.	Health Care	US	0.05
Reynolds American Inc.	Personal & Household Goods	US	0.04
Vale SA	Basic Resources	BR	0.04
Westfield Group	Real Estate	AU	0.04
Shinhan Financial Group Co Ltd	Banks	KR	0.04
Keyence Corp.	Industrial Goods & Services	JP	0.04
TWITTER	Technology	US	0.04
Mylan Inc.	Health Care	US	0.04
Western Digital Corp.	Technology	US	0.04
Tata Consultancy Services Ltd	Technology	IN	0.04
FRESENIUS	Health Care	DE	0.04
Agilent Technologies Inc.	Industrial Goods & Services	US	0.04
Toshiba Corp.	Industrial Goods & Services	JP	0.04
Southwest Airlines Co.	Travel & Leisure	US	0.04
DANSKE BANK	Banks	DK	0.04
RENAULT	Automobiles & Parts	FR	0.04
Parker Hannifin Corp.	Industrial Goods & Services	US	0.04
Murata Manufacturing Co. Ltd.	Industrial Goods & Services	JP	0.04
REED ELSEVIER PLC	Media	GB	0.04
Carnival Corp.	Travel & Leisure	US	0.04
ASSOCIATED BRITISH FOODS	Food & Beverage	GB	0.04
Standard Bank Group Ltd/South	Banks	ZA	0.04
Ventas Inc.	Real Estate	US	0.04
Hyundai Mobis	Automobiles & Parts	KR	0.04
Mead Johnson Nutrition Co.	Food & Beverage	US	0.04
HCP Inc.	Real Estate	US	0.04
Daikin Industries Ltd.	Industrial Goods & Services	JP	0.04
Edison International	Utilities	US	0.04
Omnicom Group Inc.	Media	US	0.04
ATLAS COPCO A	Industrial Goods & Services	SE	0.04
Fifth Third Bancorp	Banks	US	0.04
Kyocera Corp.	Industrial Goods & Services	JP	0.04
Ingersoll-Rand Co. Ltd.	Industrial Goods & Services	US	0.04
Chesapeake Energy Corp.	Oil & Gas	US	0.04
SWATCH BEARER	Personal & Household Goods	CH	0.04
Jardine Matheson Holdings Ltd.	Industrial Goods & Services	SG	0.04
Chipotle Mexican Grill Inc.	Travel & Leisure	US	0.04
AKZO NOBEL	Chemicals	NL	0.04
Avalonbay Communities Inc.	Real Estate	US	0.04
HCA HOLDINGS	Health Care	US	0.04
A.P.MOLLER-MAERSK B	Industrial Goods & Services	DK	0.04
Health Care REIT Inc.	Real Estate	US	0.04
EnCana Corp.	Oil & Gas	CA	0.04
MMC NORILSK NICKEL	Basic Resources	RU	0.04
Weyerhaeuser Co.	Real Estate	US	0.04
Fuji Heavy Industries Ltd.	Automobiles & Parts	JP	0.04
AutoZone Inc.	Retail	US	0.04
Sherwin-Williams Co.	Construction & Materials	US	0.04
Boston Properties Inc.	Real Estate	US	0.04
Estee Lauder Cos. Inc.	Personal & Household Goods	US	0.04
Larsen & Toubro Ltd	Construction & Materials	IN	0.04
Zimmer Holdings Inc.	Health Care	US	0.04
SMC Corp.	Industrial Goods & Services	JP	0.04
AMADEUS IT HLDG	Industrial Goods & Services	ES	0.04
Rockwell Automation Corp.	Industrial Goods & Services	US	0.04
Seagate Technology Inc.	Technology	US	0.04
Grupo Financiero Banorte SAB d	Banks	MX	0.04
EXPERIAN	Industrial Goods & Services	GB	0.04
WEATHERFORD INTERNATIONAL PLC	Oil & Gas	US	0.04
Kellogg Co.	Food & Beverage	US	0.04
Sony Corp.	Personal & Household Goods	JP	0.04
Crescent Point Energy Corp.	Oil & Gas	CA	0.04
Inpex Corp.	Oil & Gas	JP	0.04
DNB	Banks	NO	0.04

⁴ Based on the last periodic review implementation

TOTAL MARKET INDICES

STOXX® GLOBAL TOTAL MARKET INDEX

Components⁴

Company	Supersector	Country	Weight (%)
INVESTOR B	Financial Services	SE	0.04
ICICI Bank Ltd	Banks	IN	0.04
Boston Scientific Corp.	Health Care	US	0.04
Analog Devices Inc.	Technology	US	0.04
SMITH & NEPHEW	Health Care	GB	0.04
MICHAEL KORS HOLDINGS	Personal & Household Goods	US	0.04
SVENSKA CELLULOSA B	Personal & Household Goods	SE	0.04
LINKEDIN CLASS A	Industrial Goods & Services	US	0.04
Sands China Ltd.	Travel & Leisure	HK	0.04
Host Hotels & Resorts Inc.	Real Estate	US	0.04
Moody's Corp.	Financial Services	US	0.04
NEXT	Retail	GB	0.04
Kubota Corp.	Industrial Goods & Services	JP	0.04
Sumitomo Corp.	Industrial Goods & Services	JP	0.04
CREDIT AGRICOLE	Banks	FR	0.04
Southwestern Energy Co.	Oil & Gas	US	0.04
AmerisourceBergen Corp.	Retail	US	0.04
Kering	Retail	FR	0.04
NOVATEK	Oil & Gas	RU	0.04
TELIA SONERA	Telecommunications	SE	0.04
INVESCO Ltd.	Financial Services	US	0.04
EQT Corp.	Oil & Gas	US	0.04
Cerner Corp.	Technology	US	0.04
ASSA ABLOY	Construction & Materials	SE	0.04
Consolidated Edison Inc.	Utilities	US	0.04
BRF SA	Food & Beverage	BR	0.04
KONE B	Industrial Goods & Services	FI	0.04
O'Reilly Automotive Inc.	Retail	US	0.04
LEGRAND	Industrial Goods & Services	FR	0.04
AEGON	Insurance	NL	0.04
Hartford Financial Services Gr	Insurance	US	0.04
Nidec Corp.	Industrial Goods & Services	JP	0.04
PORSCHE PREF	Automobiles & Parts	DE	0.04
SUNCORP GROUP LTD.	Financial Services	AU	0.04
Wynn Resorts Ltd.	Travel & Leisure	US	0.04
ZOETIS 'A'	Health Care	US	0.04
Macquarie Group Ltd.	Financial Services	AU	0.04
M&T Bank Corp.	Banks	US	0.04
TELENOR	Telecommunications	NO	0.04
OLD MUTUAL	Insurance	GB	0.04
Banco do Brasil SA	Banks	BR	0.04
W.W. Grainger Inc.	Industrial Goods & Services	US	0.04
TESLA MOTORS	Automobiles & Parts	US	0.04
Cameron International Corp.	Oil & Gas	US	0.04
Transocean Ltd.	Oil & Gas	US	0.04
Fidelity National Information	Industrial Goods & Services	US	0.04
SUMITOMO MITSUI TRUST HOLDINGS	Banks	JP	0.04
MOTOROLA SOLUTIONS INC.	Technology	US	0.04
Harley-Davidson Inc.	Automobiles & Parts	US	0.04
KEURIG GREEN MOUNTAIN	Food & Beverage	US	0.04
Xcel Energy Inc.	Utilities	US	0.04
Fiserv Inc.	Industrial Goods & Services	US	0.04
Starwood Hotels & Resorts Worl	Travel & Leisure	US	0.04
LAFARGE	Construction & Materials	FR	0.04
PEARSON	Media	GB	0.04
Alcoa Inc.	Basic Resources	US	0.04
UNITED CONTINENTAL HOLDINGS	Travel & Leisure	US	0.04
Dover Corp.	Industrial Goods & Services	US	0.04
Northern Trust Corp.	Financial Services	US	0.04
HEINEKEN	Food & Beverage	NL	0.04
Amphenol Corp. CI A	Industrial Goods & Services	US	0.03
Symantec Corp.	Technology	US	0.03
COMMERZBANK	Banks	DE	0.03
Intuitive Surgical Inc.	Health Care	US	0.03
AHOLD	Retail	NL	0.03
REED ELSEVIER NV	Media	NL	0.03
GALAXY ENTERTAINMENT GP.	Travel & Leisure	HK	0.03
Daiwa Securities Group Inc.	Financial Services	JP	0.03
SANDVIK	Industrial Goods & Services	SE	0.03
PUBLICIS GRP	Media	FR	0.03
Wal-Mart de Mexico SAB de CV	Retail	MX	0.03
STANDARD LIFE	Insurance	GB	0.03
ARCELORMITTAL	Basic Resources	LU	0.03
Regions Financial Corp.	Banks	US	0.03

⁴ Based on the last periodic review implementation

TOTAL MARKET INDICES

STOXX® GLOBAL TOTAL MARKET INDEX

Components⁴

Company	Supersector	Country	Weight (%)
Bank of Communications Co 'H'	Banks	CN	0.03
Vertex Pharmaceuticals Inc.	Health Care	US	0.03
Fomento Economico Mexicano	Food & Beverage	MX	0.03
Hershey Co.	Food & Beverage	US	0.03
Dai-ichi Life Insurance Co.Ltd	Insurance	JP	0.03
Loews Corp.	Insurance	US	0.03
PING AN INSUR GP CO. OF CN 'H'	Insurance	CN	0.03
CONCHO RESOURCES	Oil & Gas	US	0.03
ITAUSA - PREF	Financial Services	BR	0.03
PENTAIR	Industrial Goods & Services	US	0.03
Origin Energy Ltd.	Utilities	AU	0.03
Ross Stores Inc.	Retail	US	0.03
MAGNIT	Retail	RU	0.03
BorgWarner Inc.	Automobiles & Parts	US	0.03
Roper Industries Inc.	Industrial Goods & Services	US	0.03
KINGFISHER	Retail	GB	0.03
Fastenal Co.	Industrial Goods & Services	US	0.03
BRITISH SKY BROADCASTING	Media	GB	0.03
AMP Ltd.	Insurance	AU	0.03
Hoya Corp.	Industrial Goods & Services	JP	0.03
Marriott International Inc. CI	Travel & Leisure	US	0.03
Chunghwa Telecom Co Ltd	Telecommunications	TW	0.03
TWENTY-FIRST CENTURY FOX 'B'	Media	US	0.03
FMC Technologies Inc.	Oil & Gas	US	0.03
WOLSELEY	Industrial Goods & Services	GB	0.03
Cabot Oil & Gas Corp.	Oil & Gas	US	0.03
FirstEnergy Corp.	Utilities	US	0.03
Northeast Utilities	Utilities	US	0.03
DEUTSCHE BOERSE	Financial Services	DE	0.03
Whole Foods Market Inc.	Retail	US	0.03
Nucor Corp.	Basic Resources	US	0.03
Rogers Communications Inc. CI	Telecommunications	CA	0.03
Mazda Motor Corp.	Automobiles & Parts	JP	0.03
OTSUKA HOLDINGS	Health Care	JP	0.03
CONSTELLATION BRANDS 'A'	Food & Beverage	US	0.03
Progressive Corp.	Insurance	US	0.03
Malayan Banking Bhd	Banks	MY	0.03
INFINEON TECHNOLOGIES	Technology	DE	0.03
Range Resources Corp.	Oil & Gas	US	0.03
Xerox Corp.	Industrial Goods & Services	US	0.03
Entergy Corp.	Utilities	US	0.03
Stanley Black & Decker Inc.	Personal & Household Goods	US	0.03
Kirin Holdings Co. Ltd.	Food & Beverage	JP	0.03
Kia Motors Corp	Automobiles & Parts	KR	0.03
SK TELECOM	Telecommunications	KR	0.03
SEADRILL	Oil & Gas	NO	0.03
ADECCO	Industrial Goods & Services	CH	0.03
CF Industries Holdings Inc.	Chemicals	US	0.03
Suzuki Motor Corp.	Automobiles & Parts	JP	0.03
Mosaic Co.	Chemicals	US	0.03
Principal Financial Group Inc.	Insurance	US	0.03
ACTELION	Health Care	CH	0.03
Lincoln National Corp.	Insurance	US	0.03
National Bank of Canada	Banks	CA	0.03
ASAHI GROUP HDGS	Food & Beverage	JP	0.03
Formosa Plastics Corp	Chemicals	TW	0.03
LIBERTY MEDIA CORPORATION	Media	US	0.03
GIVAUDAN	Chemicals	CH	0.03
LIBERTY INTERACTIVE CORP.	Media	US	0.03
LAND SECURITIES	Real Estate	GB	0.03
Siam Commercial Bank PCL	Banks	TH	0.03
DTE Energy Co.	Utilities	US	0.03
KBC GRP	Banks	BE	0.03
L BRANDS INC	Retail	US	0.03
Genuine Parts Co.	Automobiles & Parts	US	0.03
ONEOK Inc.	Utilities	US	0.03
Tokyo Gas Co. Ltd.	Utilities	JP	0.03
FRESENIUS MEDICAL CARE	Health Care	DE	0.03
Eastman Chemical Co.	Chemicals	US	0.03
Imperial Oil Ltd.	Oil & Gas	CA	0.03
Cielo SA	Financial Services	BR	0.03
Daiwa House Industry Co. Ltd.	Personal & Household Goods	JP	0.03
Paychex Inc.	Industrial Goods & Services	US	0.03
Mattel Inc.	Personal & Household Goods	US	0.03

⁴ Based on the last periodic review implementation

TOTAL MARKET INDICES

STOXX® GLOBAL TOTAL MARKET INDEX

Components⁴

Company	Supersector	Country	Weight (%)
Perrigo Co.	Health Care	US	0.03
TULLOW OIL	Oil & Gas	GB	0.03
BCO SABADELL	Banks	ES	0.03
ALLIANCE DATA SYSTEMS	Industrial Goods & Services	US	0.03
Fujitsu Ltd.	Technology	JP	0.03
MS&AD Insurance Group Holdings	Insurance	JP	0.03
Secom Co. Ltd.	Industrial Goods & Services	JP	0.03
Agrium Inc.	Chemicals	CA	0.03
SGS	Industrial Goods & Services	CH	0.03
DISH Network Corp. CI A	Media	US	0.03
BCO POPULAR ESPANOL	Banks	ES	0.03
Hong Kong & China Gas Co. Ltd.	Utilities	HK	0.03
WHITBREAD	Travel & Leisure	GB	0.03
SWISSCOM	Telecommunications	CH	0.03
CAPITA GRP	Industrial Goods & Services	GB	0.03
Resona Holdings Inc.	Banks	JP	0.03
Ametek Inc.	Industrial Goods & Services	US	0.03
GEBERIT	Construction & Materials	CH	0.03
FUJIFILM Holdings Corp.	Technology	JP	0.03
Thomson Reuters Corp.	Media	CA	0.03
Brambles Ltd.	Industrial Goods & Services	AU	0.03
PEMBINA PIPELINE CORP	Utilities	CA	0.03
JX Holdings Inc.	Oil & Gas	JP	0.03
Transurban Group	Industrial Goods & Services	AU	0.03
QBE Insurance Group Ltd.	Insurance	AU	0.03
NetApp Inc.	Technology	US	0.03
Axis Bank Ltd	Banks	IN	0.03
KB Financial Group Inc	Banks	KR	0.03
RYANAIR	Travel & Leisure	IE	0.03
Bed Bath & Beyond Inc.	Retail	US	0.03
HERTZ GLOBAL HDG.	Travel & Leisure	US	0.03
KeyCorp	Banks	US	0.03
Santos Ltd.	Oil & Gas	AU	0.03
Fluor Corp.	Construction & Materials	US	0.03
PTT PCL	Oil & Gas	TH	0.03
Nintendo Co. Ltd.	Personal & Household Goods	JP	0.03
Insurance Australia Group Ltd.	Insurance	AU	0.03
ROYAL BANK OF SCOTLAND GRP	Banks	GB	0.03
KONINKLIJKE DSM	Chemicals	NL	0.03
THYSSENKRUPP	Industrial Goods & Services	DE	0.03
Xilinx Inc.	Technology	US	0.03
Gap Inc.	Retail	US	0.03
SBA Communications Corp.	Telecommunications	US	0.03
Tokyo Electron Ltd.	Technology	JP	0.03
Autodesk Inc.	Technology	US	0.03
CLP Holdings Ltd.	Utilities	HK	0.03
Delta Electronics Inc	Industrial Goods & Services	TW	0.03
SNAM RETE GAS	Utilities	IT	0.03
Nan Ya Plastics Corp	Chemicals	TW	0.03
Grupo Mexico SAB de CV	Basic Resources	MX	0.03
DaVita HealthCare Partners Inc	Health Care	US	0.03
Marubeni Corp.	Industrial Goods & Services	JP	0.03
Cathay Financial Holding Co Lt	Insurance	TW	0.03
Juniper Networks Inc.	Technology	US	0.03
HEIDELBERGCEMENT	Construction & Materials	DE	0.03
Murphy Oil Corp.	Oil & Gas	US	0.03
Cimarex Energy Co.	Oil & Gas	US	0.03
TELECOM ITALIA	Telecommunications	IT	0.03
Newmont Mining Corp.	Basic Resources	US	0.03
Citrix Systems Inc.	Technology	US	0.03
ConAgra Foods Inc.	Food & Beverage	US	0.03
EDP ENERGIAS DE PORTUGAL	Utilities	PT	0.03
Keppel Corp. Ltd.	Oil & Gas	SG	0.03
Astra International Tbk PT	Automobiles & Parts	ID	0.03
Dr Pepper Snapple Group Inc.	Food & Beverage	US	0.03
NRG Energy Inc.	Utilities	US	0.03
MARKS & SPENCER GRP	Retail	GB	0.03
KT&G Corp	Personal & Household Goods	KR	0.03
Daiichi Sankyo Co. Ltd.	Health Care	JP	0.03
NiSource Inc.	Utilities	US	0.03
Korea Electric Power Corp	Utilities	KR	0.03
Link Real Estate Investment Tr	Real Estate	HK	0.03
First Quantum Minerals Ltd.	Basic Resources	CA	0.03
Hang Seng Bank Ltd.	Banks	HK	0.03

⁴ Based on the last periodic review implementation

TOTAL MARKET INDICES

STOXX® GLOBAL TOTAL MARKET INDEX

Components⁴

Company	Supersector	Country	Weight (%)
ROSNEFT	Oil & Gas	RU	0.03
Tata Motors Ltd	Industrial Goods & Services	IN	0.03
Public Bank Bhd	Banks	MY	0.03
Clorox Co.	Personal & Household Goods	US	0.03
KANSAS CTY.STHN.	Industrial Goods & Services	US	0.03
CarMax Inc.	Retail	US	0.03
CAP GEMINI	Technology	FR	0.03
BRITISH LAND COMPANY	Real Estate	GB	0.03
Eisai Co. Ltd.	Health Care	JP	0.03
JFE Holdings Inc.	Basic Resources	JP	0.03
Amcor Ltd.	Industrial Goods & Services	AU	0.03
FORTUM	Utilities	FI	0.03
TECHNIP	Oil & Gas	FR	0.03
Brown-Forman Corp. Cl B	Food & Beverage	US	0.03
Bank Central Asia Tbk PT	Banks	ID	0.03
KLA-Tencor Corp.	Technology	US	0.03
SES	Media	LU	0.03
MONSTER BEVERAGE	Food & Beverage	US	0.03
Coca-Cola Enterprises Inc.	Food & Beverage	US	0.03
NKSJ Holdings Inc.	Insurance	JP	0.03
TRIPADVISOR	Travel & Leisure	US	0.03
Helmerich & Payne Inc.	Oil & Gas	US	0.03
VESTAS WIND SYSTEMS	Oil & Gas	DK	0.03
Electronic Arts Inc.	Personal & Household Goods	US	0.03
KERRY GRP	Food & Beverage	IE	0.03
AGRICULTURAL BANK OF CHINA 'H'	Banks	CN	0.03
MERCK	Health Care	DE	0.03
ALIMENTATION CCH.TARD	Retail	CA	0.03
J.M. Smucker Co.	Food & Beverage	US	0.03
ATLANTIA	Industrial Goods & Services	IT	0.03
FirstRand Ltd	Banks	ZA	0.03
SUN PHARMA INDUSTRIES	Health Care	IN	0.03
AMERICAN REAL.CAP.PROPS.	Real Estate	US	0.03
CIMB Group Holdings Bhd	Banks	MY	0.03
CAIXABANK	Banks	ES	0.03
Dollar Tree Inc.	Retail	US	0.03
Bunge Ltd.	Food & Beverage	US	0.03
KPN	Telecommunications	NL	0.03
Altera Corp.	Technology	US	0.03
Textron Inc.	Industrial Goods & Services	US	0.03
Sumitomo Electric Industries L	Automobiles & Parts	JP	0.03
Tiffany & Co.	Retail	US	0.03
HENKEL	Personal & Household Goods	DE	0.03
JOHNSON MATTHEY	Chemicals	GB	0.03
POWER ASSETS HOLDINGS LTD	Utilities	HK	0.03
GAS NATURAL SDG	Utilities	ES	0.03
ESSEX PROPERTY TST.	Real Estate	US	0.03
Talisman Energy Inc.	Oil & Gas	CA	0.03
Toyota Industries Corp.	Automobiles & Parts	JP	0.03
Flowerserve Corp.	Industrial Goods & Services	US	0.03
BOUYGUES	Construction & Materials	FR	0.03
Annaly Capital Management Inc.	Real Estate	US	0.03
Kasikornbank PCL	Banks	TH	0.02
ITV	Media	GB	0.02
CANADIAN OIL SANDS LTD	Oil & Gas	CA	0.02
Molson Coors Brewing Co. Cl B	Food & Beverage	US	0.02
BURBERRY	Personal & Household Goods	GB	0.02
L-3 Communications Holdings In	Industrial Goods & Services	US	0.02
NVIDIA Corp.	Technology	US	0.02
C.R. Bard Inc.	Health Care	US	0.02
CARLSBERG B	Food & Beverage	DK	0.02
COLOPLAST B	Health Care	DK	0.02
Rockwell Collins Inc.	Industrial Goods & Services	US	0.02
PKO BANK	Banks	PL	0.02
Hyundai Heavy Industries Co Lt	Industrial Goods & Services	KR	0.02
Discovery Communications Inc.	Media	US	0.02
Akamai Technologies Inc.	Technology	US	0.02
Toray Industries Inc.	Chemicals	JP	0.02
TENARIS	Basic Resources	IT	0.02
CHRISTIAN DIOR	Personal & Household Goods	FR	0.02
Sigma-Aldrich Corp.	Chemicals	US	0.02
Kohl's Corp.	Retail	US	0.02
Consol Energy Inc.	Basic Resources	US	0.02
Lam Research Corp.	Technology	US	0.02

⁴ Based on the last periodic review implementation

TOTAL MARKET INDICES

STOXX® GLOBAL TOTAL MARKET INDEX

Components⁴

Company	Supersector	Country	Weight (%)
Whirlpool Corp.	Personal & Household Goods	US	0.02
LG Chem Ltd	Chemicals	KR	0.02
Hana Financial G	Banks	KR	0.02
AFFILIATED MANAGERS	Financial Services	US	0.02
NOVOZYMES	Health Care	DK	0.02
Wisconsin Energy Corp.	Utilities	US	0.02
SODEXO	Travel & Leisure	FR	0.02
BOC Hong Kong (Holdings) Ltd.	Banks	CN	0.02
INTERCONTINENTAL HOTELS GRP	Travel & Leisure	GB	0.02
Wharf (Holdings) Ltd.	Real Estate	HK	0.02
Nordstrom Inc.	Retail	US	0.02
Oil Search Ltd.	Oil & Gas	AU	0.02
GKN	Automobiles & Parts	GB	0.02
China Steel Corp	Basic Resources	TW	0.02
CenterPoint Energy Inc.	Utilities	US	0.02
Fubon Financial Holding Co Ltd	Insurance	TW	0.02
Samsung Fire & Marine Insuranc	Insurance	KR	0.02
Teck Resources Ltd. CI B	Basic Resources	CA	0.02
Uni-Charm Corp.	Personal & Household Goods	JP	0.02
Red Hat Inc.	Technology	US	0.02
Olympus Corp.	Health Care	JP	0.02
Samsung Life Insurance Co Ltd	Insurance	KR	0.02
Republic Services Inc.	Industrial Goods & Services	US	0.02
Tyson Foods Inc. CI A	Food & Beverage	US	0.02
Equinix Inc.	Technology	US	0.02
Henry Schein Inc.	Health Care	US	0.02
ATLAS COPCO B	Industrial Goods & Services	SE	0.02
Aeon Co. Ltd.	Retail	JP	0.02
Celanese Corp. Series A	Chemicals	US	0.02
PROSIEBENSAT.1 MEDIA	Media	DE	0.02
Samsung C&T Corp	Construction & Materials	KR	0.02
Linear Technology Corp.	Technology	US	0.02
SL Green Realty Corp.	Real Estate	US	0.02
Stericycle Inc.	Industrial Goods & Services	US	0.02
VERISK ANALYTICS CL.A	Industrial Goods & Services	US	0.02
Asahi Kasei Corp.	Chemicals	JP	0.02
ERSTE GROUP BANK	Banks	AT	0.02
UNITED UTILITIES GRP	Utilities	GB	0.02
Campbell Soup Co.	Food & Beverage	US	0.02
MGM RESORTS INTERNATIONAL	Travel & Leisure	US	0.02
Shaw Communications Inc. CI B	Media	CA	0.02
BCA MONTE DEI PASCHI DI SIENA	Banks	IT	0.02
AUTOLIV	Automobiles & Parts	US	0.02
Dentsu Inc.	Media	JP	0.02
ULTRAPAR PARTICIPACOES SA	Utilities	BR	0.02
AES Corp.	Utilities	US	0.02
FLEETCOR TECHNOLOGIES	Industrial Goods & Services	US	0.02
BABCOCK INTERNATIONAL	Industrial Goods & Services	GB	0.02
FMC Corp.	Chemicals	US	0.02
Husky Energy Inc.	Oil & Gas	CA	0.02
BM&FBovespa SA	Financial Services	BR	0.02
AURIZON HOLDINGS	Industrial Goods & Services	AU	0.02
Telekomunikasi Indonesia Tbk P	Telecommunications	ID	0.02
SOLVAY	Chemicals	BE	0.02
Check Point Software Technolog	Technology	US	0.02
Formosa Chemicals & Fibre Corp	Chemicals	TW	0.02
B/E AEROSPACE	Industrial Goods & Services	US	0.02
UNITED RENTALS	Industrial Goods & Services	US	0.02
VALEO	Automobiles & Parts	FR	0.02
ALCATEL LUCENT	Technology	FR	0.02
Maxim Integrated Products Inc.	Technology	US	0.02
CHINA SHENHUA EN. 'H'	Basic Resources	CN	0.02
UCB	Health Care	BE	0.02
Ajinomoto Co. Inc.	Food & Beverage	JP	0.02
SIRIUS XM HOLDINGS	Media	US	0.02
WEIR GRP	Industrial Goods & Services	GB	0.02
Church & Dwight Co.	Personal & Household Goods	US	0.02
Grupo Financiero Inbursa SA	Banks	MX	0.02
BEIERSDORF	Personal & Household Goods	DE	0.02
Microchip Technology Inc.	Technology	US	0.02
Oriental Land Co. Ltd.	Travel & Leisure	JP	0.02
SKF B	Industrial Goods & Services	SE	0.02
Siam Cement PCL	Construction & Materials	TH	0.02
Activision Blizzard Inc.	Personal & Household Goods	US	0.02

⁴ Based on the last periodic review implementation

TOTAL MARKET INDICES

STOXX® GLOBAL TOTAL MARKET INDEX

Components⁴

Company	Supersector	Country	Weight (%)
C.H. Robinson Worldwide Inc.	Industrial Goods & Services	US	0.02
TRIMBLE NAVIGATION	Industrial Goods & Services	US	0.02
Whiting Petroleum Corp.	Oil & Gas	US	0.02
Calpine Corp.	Utilities	US	0.02
Coach Inc.	Personal & Household Goods	US	0.02
Ameren Corp.	Utilities	US	0.02
China Overseas Land & Investme	Real Estate	CN	0.02
JAPAN AIRLINES	Travel & Leisure	JP	0.02
Fairfax Financial Holdings Ltd	Insurance	CA	0.02
Pall Corp.	Industrial Goods & Services	US	0.02
BBSEGURIDADE ON NM	Insurance	BR	0.02
FERROVIAL	Construction & Materials	ES	0.02
RED ELECTRICA CORPORATION	Utilities	ES	0.02
Chinatrust Financial Holding C	Banks	TW	0.02
Wyndham Worldwide Corp.	Travel & Leisure	US	0.02
Kimco Realty Corp.	Real Estate	US	0.02
INVESTMENT KINNEVIK B	Financial Services	SE	0.02
Advance Auto Parts Inc.	Retail	US	0.02
BRENNTAG	Chemicals	DE	0.02
Shimano Inc.	Personal & Household Goods	JP	0.02
LIBERTY GLOBAL 'A'	Media	US	0.02
Omron Corp.	Industrial Goods & Services	JP	0.02
ARC RESOURCES LTD	Oil & Gas	CA	0.02
ACCOR	Travel & Leisure	FR	0.02
Macerich Co.	Real Estate	US	0.02
Power Corp. of Canada	Insurance	CA	0.02
UPM KYMMENE	Basic Resources	FI	0.02
RALPH LAUREN CORP.	Personal & Household Goods	US	0.02
T&D Holdings Inc.	Insurance	JP	0.02
BIOMARIN PHARM.	Health Care	US	0.02
INTER PIPELINE	Oil & Gas	CA	0.02
TATNEFT	Oil & Gas	RU	0.02
IHS 'A'	Media	US	0.02
TRW AUTV.HDG.	Automobiles & Parts	US	0.02
Unum Group	Insurance	US	0.02
CA Inc.	Technology	US	0.02
BUNZL	Industrial Goods & Services	GB	0.02
Edwards Lifesciences Corp.	Health Care	US	0.02
Computer Sciences Corp.	Technology	US	0.02
Axiata Group Bhd	Telecommunications	MY	0.02
Comerica Inc.	Banks	US	0.02
PVH CORP.	Personal & Household Goods	US	0.02
LUXOTTICA	Personal & Household Goods	IT	0.02
JULIUS BAER GRP	Banks	CH	0.02
Rakuten Inc.	Retail	JP	0.02
Daito Trust Construction Co. L	Construction & Materials	JP	0.02
XL Group PLC	Insurance	US	0.02
LARGAN Precision	Personal & Household Goods	TW	0.02
CBRE GP.	Real Estate	US	0.02
HOLLYFRONTIER	Oil & Gas	US	0.02
CareFusion Corp.	Health Care	US	0.02
Want Want China Holdings Ltd.	Food & Beverage	CN	0.02
REALTY INCOME	Real Estate	US	0.02
EDF	Utilities	FR	0.02
TOURMALINE OIL	Oil & Gas	CA	0.02
Expeditors International of Wa	Industrial Goods & Services	US	0.02
Markel Corp.	Insurance	US	0.02
Scripps Networks Interactive I	Media	US	0.02
Western Union Co.	Financial Services	US	0.02
Sanlam Ltd	Insurance	ZA	0.02
Waters Corp.	Health Care	US	0.02
Ricoh Co. Ltd.	Technology	JP	0.02
Uni-President Enterprises Corp	Food & Beverage	TW	0.02
WOLTERS KLUWER	Media	NL	0.02
Oil & Natural Gas Corp Ltd	Oil & Gas	IN	0.02
H&R Block Inc.	Retail	US	0.02
INCYTE	Health Care	US	0.02
MTS	Telecommunications	RU	0.02
Varian Medical Systems Inc.	Health Care	US	0.02
SKYWORKS SLTN.	Technology	US	0.02
CATAMARAN CORP	Technology	CA	0.02
SIGNET JEWELERS	Retail	US	0.02
Leucadia National Corp.	Food & Beverage	US	0.02
WESTFIELD RETAIL TRUST	Real Estate	AU	0.02

⁴ Based on the last periodic review implementation

TOTAL MARKET INDICES

STOXX® GLOBAL TOTAL MARKET INDEX

Components⁴

Company	Supersector	Country	Weight (%)
ABERDEEN ASSET MANAGEMENT	Financial Services	GB	0.02
Newell Rubbermaid Inc.	Personal & Household Goods	US	0.02
Chubu Electric Power Co. Inc.	Utilities	JP	0.02
AGEAS	Insurance	NL	0.02
SYDNEY AIRPORT	Industrial Goods & Services	AU	0.02
Quest Diagnostics Inc.	Health Care	US	0.02
Fidelity National Financial In	Financial Services	US	0.02
FIAT	Automobiles & Parts	IT	0.02
China Merchants Bank Co Ltd'H'	Banks	CN	0.02
Laboratory Corp. of America Ho	Health Care	US	0.02
Isuzu Motors Ltd.	Industrial Goods & Services	JP	0.02
Ball Corp.	Industrial Goods & Services	US	0.02
Equifax Inc.	Financial Services	US	0.02
CIT Group Inc.	Financial Services	US	0.02
Silver Wheaton Corp.	Basic Resources	CA	0.02
UNIVERSAL HEALTH SVS.'B'	Health Care	US	0.02
YARA	Chemicals	NO	0.02
Bank Rakyat Indonesia	Banks	ID	0.02
T-Mobile US Inc	Telecommunications	US	0.02
SIKA	Construction & Materials	CH	0.02
Yamato Holdings Co. Ltd.	Industrial Goods & Services	JP	0.02
Makita Corp.	Personal & Household Goods	JP	0.02
TRACTOR SUPPLY	Retail	US	0.02
HANESBRANDS	Personal & Household Goods	US	0.02
SKANSKA B	Construction & Materials	SE	0.02
Sumitomo Metal Mining Co. Ltd.	Basic Resources	JP	0.02
Taiwan Mobile Co Ltd	Telecommunications	TW	0.02
Ecopetrol SA	Oil & Gas	CO	0.02
Stockland	Real Estate	AU	0.02
Genworth Financial Inc. Cl A	Insurance	US	0.02
INTACT FINANCIAL	Insurance	CA	0.02
VEOLIA ENVIRONNEMENT	Utilities	FR	0.02
Noble Corp.	Oil & Gas	US	0.02
Ono Pharmaceutical Co. Ltd.	Health Care	JP	0.02
ARYZTA	Food & Beverage	CH	0.02
Hospira Inc.	Health Care	US	0.02
Mega Financial Holding Co Ltd	Banks	TW	0.02
Philippine Long Distance Telep	Telecommunications	PH	0.02
ABERTIS INFRAESTRUCTURAS	Industrial Goods & Services	ES	0.02
SMITHS GRP	Industrial Goods & Services	GB	0.02
UNDER ARMOUR 'A'	Personal & Household Goods	US	0.02
SACI Falabella	Retail	CL	0.02
Sime Darby Bhd	Industrial Goods & Services	MY	0.02
GEMALTO	Technology	FR	0.02
Tenaga Nasional Bhd	Utilities	MY	0.02
TD Ameritrade Holding Corp.	Financial Services	US	0.02
GRIFOLS	Health Care	ES	0.02
INTL.FLAVORS & FRAG.	Chemicals	US	0.02
BANCO BRADESCO SA	Banks	BR	0.02
TRANSDIGM GROUP	Industrial Goods & Services	US	0.02
INTERPUBLIC GP.	Media	US	0.02
AMERICAN WATER WORKS	Utilities	US	0.02
MOHAWK INDS.	Personal & Household Goods	US	0.02
West Japan Railway Co.	Travel & Leisure	JP	0.02
Expedia Inc.	Travel & Leisure	US	0.02
AMERICAN CAPITAL AGENCY	Real Estate	US	0.02
DASSAULT SYSTEMS	Technology	FR	0.02
GEA GRP	Industrial Goods & Services	DE	0.02
RSA INSURANCE GRP	Insurance	GB	0.02
Mitsubishi Motors Corp.	Automobiles & Parts	JP	0.02
GRP BRUXELLES LAMBERT	Financial Services	BE	0.02
POLARIS INDS.	Personal & Household Goods	US	0.02
NEC Corp.	Technology	JP	0.02
OCEANEERING	Oil & Gas	US	0.02
CHINA PAC.IN.(GROUP) 'H'	Insurance	CN	0.02
Lenovo Group Ltd.	Technology	CN	0.02
Li & Fung Ltd.	Personal & Household Goods	HK	0.02
UBI BCA	Banks	IT	0.02
TESORO	Oil & Gas	US	0.02
ASHLAND	Chemicals	US	0.02
Aisin Seiki Co. Ltd.	Automobiles & Parts	JP	0.02
Remgro Ltd	Industrial Goods & Services	ZA	0.02
Goodman Group	Real Estate	AU	0.02
Nabors Industries Ltd.	Oil & Gas	US	0.02

⁴ Based on the last periodic review implementation

TOTAL MARKET INDICES

STOXX® GLOBAL TOTAL MARKET INDEX

Components⁴

Company	Supersector	Country	Weight (%)
TDC	Telecommunications	DK	0.02
F5 Networks Inc.	Technology	US	0.02
Wilmar International Ltd.	Food & Beverage	SG	0.02
Sekisui House Ltd.	Personal & Household Goods	JP	0.02
ALSTOM	Industrial Goods & Services	FR	0.02
TURKIYE GARANTI BANKASI	Banks	TR	0.02
PZU GROUP	Insurance	PL	0.02
Safeway Inc.	Retail	US	0.02
Advanced Semiconductor Enginee	Technology	TW	0.02
Osaka Gas Co. Ltd.	Utilities	JP	0.02
SONOVA	Health Care	CH	0.02
CMS ENERGY	Utilities	US	0.02
Nippon Building Fund Inc.	Real Estate	JP	0.02
Harris Corp.	Technology	US	0.02
FRANCO-NEVADA	Financial Services	CA	0.02
ANA HOLDINGS	Travel & Leisure	JP	0.02
Asustek Computer Inc	Technology	TW	0.02
ACS	Construction & Materials	ES	0.02
Terumo Corp.	Health Care	JP	0.02
Best Buy Co. Inc.	Retail	US	0.02
LG Corp	Industrial Goods & Services	KR	0.02
McCormick & Co. Inc.	Food & Beverage	US	0.02
WABTEC	Industrial Goods & Services	US	0.02
WARTSILA	Industrial Goods & Services	FI	0.02
Huntington Bancshares Inc.	Banks	US	0.02
Mahindra	Industrial Goods & Services	IN	0.02
Cincinnati Financial Corp.	Insurance	US	0.02
ENDO INTERNATIONAL PLC	Health Care	US	0.02
PANDORA	Personal & Household Goods	DK	0.02
AGL Energy Ltd.	Utilities	AU	0.02
LG Electronics Inc	Personal & Household Goods	KR	0.02
LKQ	Automobiles & Parts	US	0.02
Hengan International Group Co.	Personal & Household Goods	CN	0.02
Tokyu Corp.	Travel & Leisure	JP	0.02
Plum Creek Timber Co. Inc. REI	Real Estate	US	0.02
Kansai Electric Power Co. Inc.	Utilities	JP	0.02
JGC Corp.	Industrial Goods & Services	JP	0.02
Quanta Computer Inc	Technology	TW	0.02
Federal Realty Investment Trus	Real Estate	US	0.02
SEVERN TRENT	Utilities	GB	0.02
ROCHE HLDG BEARER	Health Care	CH	0.02
TERNA	Utilities	IT	0.02
ALFA LAVAL	Industrial Goods & Services	SE	0.02
KT Corp	Telecommunications	KR	0.02
JARDEN	Personal & Household Goods	US	0.02
Great-West Lifeco Inc.	Insurance	CA	0.02
Masco Corp.	Construction & Materials	US	0.02
HEXAGON B	Industrial Goods & Services	SE	0.02
MeadWestvaco Corp.	Industrial Goods & Services	US	0.02
ROYAL CARIBBEAN CRUISES	Travel & Leisure	US	0.02
Cameco Corp.	Basic Resources	CA	0.02
Amdocs Ltd.	Technology	US	0.02
CIA BRAS DE DISTRIBUICAO	Retail	BR	0.02
Newcrest Mining Ltd.	Basic Resources	AU	0.02
Hongkong Land Holdings Ltd.	Real Estate	SG	0.02
VOLKSWAGEN	Automobiles & Parts	DE	0.02
LIXIL GROUP	Construction & Materials	JP	0.02
Energizer Holdings Inc.	Personal & Household Goods	US	0.02
HILLSHIRE BRANDS COMPANY	Food & Beverage	US	0.02
INTERTEK GRP	Industrial Goods & Services	GB	0.02
Agnico-Eagle Mines Ltd.	Basic Resources	CA	0.02
RIOCAN REIT.TST.	Real Estate	CA	0.02
Bank Mandiri Tbk PT	Banks	ID	0.02
Jardine Strategic Holdings Ltd	Industrial Goods & Services	SG	0.02
Credicorp	Banks	PE	0.02
PEKAO	Banks	PL	0.02
NAVIENT	Financial Services	US	0.02
Vulcan Materials Co.	Construction & Materials	US	0.02
FRIENDS LIFE GROUP LTD	Insurance	GB	0.02
EMPRESA DE ENERGI	Utilities	CO	0.02
Aspen Pharmacare Holdings Ltd	Health Care	ZA	0.02
KUEHNE + NAGEL	Industrial Goods & Services	CH	0.02
Tim Hortons Inc.	Travel & Leisure	CA	0.02
Torchmark Corp.	Insurance	US	0.02

⁴ Based on the last periodic review implementation

TOTAL MARKET INDICES

STOXX® GLOBAL TOTAL MARKET INDEX

Components⁴

Company	Supersector	Country	Weight (%)
RANDGOLD RESOURCES	Basic Resources	GB	0.02
ROCK-TENN 'A' SHS.	Industrial Goods & Services	US	0.02
MORRISON (WILLIAM) SUPERMARK	Retail	GB	0.02
SAINSBURY (J)	Retail	GB	0.02
CCR - CIA DE CONCESSOES ROD.	Industrial Goods & Services	BR	0.02
Mettler-Toledo International I	Industrial Goods & Services	US	0.02
CORE LABORATORIES	Oil & Gas	US	0.02
Steinhoff International Holdin	Personal & Household Goods	ZA	0.02
HUNT JB TRANSPORT SVS.	Industrial Goods & Services	US	0.02
Bank of Yokohama Ltd.	Banks	JP	0.02
NORSK HYDRO	Basic Resources	NO	0.02
Digital Realty Trust Inc.	Real Estate	US	0.02
CGI GROUP 'A'	Technology	CA	0.02
Staples Inc.	Retail	US	0.02
SAGE GRP	Technology	GB	0.02
Saputo Inc.	Food & Beverage	CA	0.02
Yamana Gold Inc.	Basic Resources	CA	0.02
CASINO GUICHARD	Retail	FR	0.02
Shiseido Co. Ltd.	Personal & Household Goods	JP	0.02
Bidvest Group Ltd	Industrial Goods & Services	ZA	0.02
OGE EN.	Oil & Gas	US	0.02
VMWARE	Technology	US	0.02
ResMed Inc.	Health Care	US	0.02
SNC-Lavalin Group Inc.	Construction & Materials	CA	0.02
XYLEM	Industrial Goods & Services	US	0.02
Swire Pacific Ltd. A	Industrial Goods & Services	HK	0.02
Jacobs Engineering Group Inc.	Construction & Materials	US	0.02
Power Financial Corp.	Insurance	CA	0.02
Hindustan Unilever Ltd	Personal & Household Goods	IN	0.02
VERMILION ENERGY INC.	Oil & Gas	CA	0.02
ILIAD	Technology	FR	0.02
ASHTREAD GRP	Industrial Goods & Services	GB	0.02
Lend Lease Group	Real Estate	AU	0.02
ALKERMES	Health Care	US	0.02
Airgas Inc.	Chemicals	US	0.02
Canadian Tire Corp. Ltd. Cl A	Retail	CA	0.02
VeriSign Inc.	Technology	US	0.02
ALLEGHANY	Insurance	US	0.02
FOOT LOCKER	Retail	US	0.02
Quanta Services Inc.	Construction & Materials	US	0.02
MEGGITT	Industrial Goods & Services	GB	0.02
TOWERS WATSON & CO.CL.A	Industrial Goods & Services	US	0.02
BANKIA	Banks	ES	0.02
Family Dollar Stores Inc.	Retail	US	0.02
FIRST REPUBLIC BANK	Banks	US	0.02
SWISS LIFE HLDG	Insurance	CH	0.02
State Bank of India	Banks	IN	0.02
Nitto Denko Corp.	Chemicals	JP	0.02
LEAR	Automobiles & Parts	US	0.02
IMI	Industrial Goods & Services	GB	0.02
ARTHUR J GALLAGHER	Insurance	US	0.02
CARNIVAL	Travel & Leisure	GB	0.02
Bangkok Bank PCL	Banks	TH	0.02
Sysmex Corp.	Health Care	JP	0.02
SAIPEM	Oil & Gas	IT	0.02
Asian Paints	Construction & Materials	IN	0.02
Hankyu Hanshin Holdings Inc.	Travel & Leisure	JP	0.02
Teradata Corp.	Technology	US	0.02
Genting Bhd	Travel & Leisure	MY	0.02
Advanced Info Service PCL	Telecommunications	TH	0.02
Asahi Glass Co. Ltd.	Construction & Materials	JP	0.02
UDR	Real Estate	US	0.02
HARMAN INTL.INDS.	Personal & Household Goods	US	0.02
AGGREKO	Industrial Goods & Services	GB	0.02
PTT Exploration & Production P	Oil & Gas	TH	0.02
PACK.CORP.OF AM.	Industrial Goods & Services	US	0.02
SCHINDLER P	Industrial Goods & Services	CH	0.02
MEG ENERGY	Oil & Gas	CA	0.02
Arch Capital Group Ltd.	Insurance	US	0.02
Willis Group Holdings PLC	Insurance	US	0.02
CHICAGO BDG.&IO.	Construction & Materials	US	0.02
Shionogi & Co. Ltd.	Health Care	JP	0.02
China Unicom (Hong Kong) Ltd.	Telecommunications	CN	0.02
Ansys Inc.	Technology	US	0.02

⁴ Based on the last periodic review implementation

TOTAL MARKET INDICES

STOXX® GLOBAL TOTAL MARKET INDEX

Components⁴

Company	Supersector	Country	Weight (%)
OMNICARE	Retail	US	0.02
GRP 4 SECURICOR	Industrial Goods & Services	GB	0.02
Garmin Ltd.	Technology	US	0.02
New York Community Bancorp Inc	Banks	US	0.02
D.R. Horton Inc.	Personal & Household Goods	US	0.02
BANK OF IRELAND	Banks	IE	0.02
SNAP-ON	Personal & Household Goods	US	0.02
SWEDISH MATCH	Personal & Household Goods	SE	0.02
Japan Real Estate Investment C	Real Estate	JP	0.02
Seiko Epson Corp.	Technology	JP	0.02
JAPAN EXCHANGE GROUP	Financial Services	JP	0.02
PULTEGROUP	Personal & Household Goods	US	0.02
AngloGold Ashanti Ltd	Basic Resources	ZA	0.02
CP ALL PCL	Retail	TH	0.02
CONTINENTAL RESOURCES	Oil & Gas	US	0.02
Yakult Honsha Co. Ltd.	Food & Beverage	JP	0.02
W R GRACE	Chemicals	US	0.02
MONDI	Basic Resources	GB	0.02
Kintetsu Corp.	Travel & Leisure	JP	0.02
IDEXX LABORATORIES	Health Care	US	0.02
HORMEL FOODS	Food & Beverage	US	0.02
TRAVIS PERKINS	Industrial Goods & Services	GB	0.02
ORKLA A	Food & Beverage	NO	0.02
Dentsply International Inc.	Health Care	US	0.02
Pepco Holdings Inc.	Utilities	US	0.02
URALKALI	Chemicals	RU	0.02
Crown Holdings Inc.	Industrial Goods & Services	US	0.02
Flextronics International Ltd.	Industrial Goods & Services	US	0.02
Goodyear Tire & Rubber Co.	Automobiles & Parts	US	0.02
DELHAIZE GRP	Retail	BE	0.02
China Telecom Corp Ltd 'H'	Telecommunications	CN	0.02
SEALED AIR	Industrial Goods & Services	US	0.02
CEMIG - PREF	Utilities	BR	0.02
LAZARD A	Financial Services	US	0.02
HAMMERSON	Real Estate	GB	0.02
Kotak Mah Bk	Financial Services	IN	0.02
NEWS CORP 'A'	Media	US	0.02
ZODIAC AEROSPACE	Industrial Goods & Services	FR	0.02
Denbury Resources Inc.	Oil & Gas	US	0.02
GANNETT	Media	US	0.02
Shizuoka Bank Ltd.	Banks	JP	0.02
Toyota Tsusho Corp.	Industrial Goods & Services	JP	0.02
Dai Nippon Printing Co. Ltd.	Media	JP	0.02
Tokyo Electric Power Co. Inc.	Utilities	JP	0.02
IAG	Travel & Leisure	GB	0.02
Pacific Rubiales Energy Corp.	Oil & Gas	CA	0.02
Robert Half International Inc.	Industrial Goods & Services	US	0.02
TRINITY INDS.	Industrial Goods & Services	US	0.02
Scana Corp.	Utilities	US	0.02
Catcher Tech	Industrial Goods & Services	TW	0.02
GRUPO LALA	Food & Beverage	MX	0.02
Cintas Corp.	Industrial Goods & Services	US	0.02
3I GRP	Financial Services	GB	0.02
SALIX PHARMS.	Health Care	US	0.01
VTB BANK	Banks	RU	0.01
IHI Corp.	Industrial Goods & Services	JP	0.01
LG Display Co Ltd	Technology	KR	0.01
LINDT & SPRUENGLI REG	Food & Beverage	CH	0.01
COOPER COS.	Health Care	US	0.01
ALLIANT ENERGY CORP.	Utilities	US	0.01
ATOS	Technology	FR	0.01
Orica Ltd.	Chemicals	AU	0.01
Mitsubishi Chemical Holdings C	Chemicals	JP	0.01
Empresas COPEC SA	Oil & Gas	CL	0.01
SPRINT CORP	Telecommunications	US	0.01
FORTUNE BRANDS HOME & SECURITY	Construction & Materials	US	0.01
WABCO HOLDINGS	Automobiles & Parts	US	0.01
ENERGEN	Oil & Gas	US	0.01
KIRBY	Industrial Goods & Services	US	0.01
ALASKA AIR GROUP	Travel & Leisure	US	0.01
ST.JAMES'S PLACE CAPITAL	Insurance	GB	0.01
CapitaLand Ltd.	Real Estate	SG	0.01
IDEX	Industrial Goods & Services	US	0.01
GLOBAL LOGISTIC PROPS	Real Estate	SG	0.01

⁴ Based on the last periodic review implementation

TOTAL MARKET INDICES

STOXX® GLOBAL TOTAL MARKET INDEX

Components⁴

Company	Supersector	Country	Weight (%)
Avon Products Inc.	Personal & Household Goods	US	0.01
Hang Lung Properties Ltd.	Real Estate	HK	0.01
Kawasaki Heavy Industries Ltd.	Industrial Goods & Services	JP	0.01
NGK Insulators Ltd.	Industrial Goods & Services	JP	0.01
RANDSTAD	Industrial Goods & Services	NL	0.01
AMEC	Oil & Gas	GB	0.01
HCL Technologies	Technology	IN	0.01
AGL RES.	Utilities	US	0.01
SESA STERLITE LTD	Basic Resources	IN	0.01
GILDAN ACTIVEWEAR	Personal & Household Goods	CA	0.01
NSK Ltd.	Automobiles & Parts	JP	0.01
GARTNER 'A'	Technology	US	0.01
ZIGGO NV	Telecommunications	NL	0.01
Fortescue Metals Group Ltd.	Basic Resources	AU	0.01
VALSPAR	Construction & Materials	US	0.01
Joy Global Inc.	Industrial Goods & Services	US	0.01
KROTON ON	Retail	BR	0.01
Sonic Healthcare Ltd.	Health Care	AU	0.01
ASX Ltd.	Financial Services	AU	0.01
HUBBELL 'B'	Industrial Goods & Services	US	0.01
PERSIMMON	Personal & Household Goods	GB	0.01
NATIONAL FUEL GAS	Utilities	US	0.01
HEINEKEN HLDG	Food & Beverage	NL	0.01
BCO POPOLARE	Banks	IT	0.01
Fortis Inc.	Utilities	CA	0.01
CAMDEN PROPERTY TST.	Real Estate	US	0.01
ENAGAS	Utilities	ES	0.01
ADT CORP	Industrial Goods & Services	US	0.01
REXAM	Industrial Goods & Services	GB	0.01
Chugai Pharmaceutical Co. Ltd.	Health Care	JP	0.01
OMV	Oil & Gas	AT	0.01
Mirvac Group	Real Estate	AU	0.01
EXTRA SPACE STORAGE	Real Estate	US	0.01
AVIS BUDGET GROUP	Travel & Leisure	US	0.01
Dexus Property Group	Real Estate	AU	0.01
Genting Singapore PLC	Travel & Leisure	SG	0.01
Taisei Corp.	Construction & Materials	JP	0.01
Bank Hapoalim BM	Banks	IL	0.01
COLFAX	Industrial Goods & Services	US	0.01
SURGUTNEFEGAS PREF.	Oil & Gas	RU	0.01
SCOR	Insurance	FR	0.01
Chiba Bank Ltd.	Banks	JP	0.01
MEDIOBANCA	Banks	IT	0.01
TW TELECOM 'A'	Telecommunications	US	0.01
RAYMOND JAMES FINL.	Financial Services	US	0.01
STMICROELECTRONICS	Technology	IT	0.01
DISCOVERY COMMS.'C'	Media	US	0.01
CNH Industrial NV	Industrial Goods & Services	IT	0.01
Hasbro Inc.	Personal & Household Goods	US	0.01
Legg Mason Inc.	Financial Services	US	0.01
Sumitomo Chemical Co. Ltd.	Chemicals	JP	0.01
Pinnacle West Capital Corp.	Utilities	US	0.01
Henderson Land Development Co.	Real Estate	HK	0.01
GRP EUROTUNNEL	Industrial Goods & Services	FR	0.01
Everest Re Group Ltd.	Insurance	US	0.01
Hologic Inc.	Health Care	US	0.01
United Microelectronics Corp	Technology	TW	0.01
AKBANK	Banks	TR	0.01
PEUGEOT	Automobiles & Parts	FR	0.01
Odakyu Electric Railway Co. Lt	Travel & Leisure	JP	0.01
METRO	Retail	DE	0.01
SYMRISE	Chemicals	DE	0.01
SM Investments Corp	Retail	PH	0.01
MELCO CROWN ENTM.	Travel & Leisure	HK	0.01
Yahoo Japan Corp.	Technology	JP	0.01
China Mengniu Dairy Co. Ltd.	Food & Beverage	CN	0.01
E*TRADE FINANCIAL	Financial Services	US	0.01
RPM INTL.	Chemicals	US	0.01
TDK Corp.	Industrial Goods & Services	JP	0.01
WILLIAMS SONOMA	Retail	US	0.01
ULTA SALON COSMETICS	Retail	US	0.01
QEP RESOURCES	Oil & Gas	US	0.01
SK INNOVATION	Oil & Gas	KR	0.01
Rohm Co. Ltd.	Technology	JP	0.01

⁴ Based on the last periodic review implementation

TOTAL MARKET INDICES

STOXX® GLOBAL TOTAL MARKET INDEX

Components⁴

Company	Supersector	Country	Weight (%)
A P MOLLER-MAERSK A	Industrial Goods & Services	DK	0.01
WINDSTREAM HOLDINGS	Telecommunications	US	0.01
ARROW ELECTRONICS	Industrial Goods & Services	US	0.01
Marvell Technology Group Ltd.	Technology	US	0.01
INGREDION INC	Food & Beverage	US	0.01
Rayonier Inc. REIT	Real Estate	US	0.01
BUREAU VERITAS	Industrial Goods & Services	FR	0.01
BARRATT DEVELOPMENTS	Personal & Household Goods	GB	0.01
MDU Resources Group Inc.	Construction & Materials	US	0.01
TELECOM ITALIA RNC	Telecommunications	IT	0.01
Avnet Inc.	Industrial Goods & Services	US	0.01
TAYLOR WIMPEY	Personal & Household Goods	GB	0.01
EDEXIS	Industrial Goods & Services	FR	0.01
COBHAM	Industrial Goods & Services	GB	0.01
CLARIANT	Chemicals	CH	0.01
Barclays Africa Group Ltd	Banks	ZA	0.01
MEDNAX	Health Care	US	0.01
PETSMART	Retail	US	0.01
GALP ENERGIA	Oil & Gas	PT	0.01
BALOISE	Insurance	CH	0.01
Nikon Corp.	Personal & Household Goods	JP	0.01
SUEZ ENVIRONNEMENT	Utilities	FR	0.01
Darden Restaurants Inc.	Travel & Leisure	US	0.01
Computershare Ltd.	Industrial Goods & Services	AU	0.01
METHANEX	Chemicals	CA	0.01
DONALDSON CO.	Industrial Goods & Services	US	0.01
Cree Inc.	Technology	US	0.01
DSV B	Industrial Goods & Services	DK	0.01
LONZA	Health Care	CH	0.01
THALES	Industrial Goods & Services	FR	0.01
DUKE REALTY	Real Estate	US	0.01
SUPERIOR ENERGY SVS.	Oil & Gas	US	0.01
Wipro Ltd	Technology	IN	0.01
TELEFONICA BRASIL PREF.	Telecommunications	BR	0.01
QIAGEN	Health Care	NL	0.01
K + S	Chemicals	DE	0.01
Newfield Exploration Co.	Oil & Gas	US	0.01
NATIONAL BANK OF GREECE	Banks	GR	0.01
SWATCH REG	Personal & Household Goods	CH	0.01
PEYTO EXPLORATION & DEV CORP	Oil & Gas	CA	0.01
ALBEMARLE	Chemicals	US	0.01
New World Development Co. Ltd.	Real Estate	HK	0.01
CI Financial Corp.	Financial Services	CA	0.01
SIGNATURE BK.	Banks	US	0.01
STORA ENSO R	Basic Resources	FI	0.01
ACUITY BRANDS	Construction & Materials	US	0.01
Shoprite Holdings Ltd	Retail	ZA	0.01
ARKEMA	Chemicals	FR	0.01
TIMKEN	Industrial Goods & Services	US	0.01
MEDIVATION	Health Care	US	0.01
CRODA INTERNATIONAL	Chemicals	GB	0.01
OPEN TEXT (NAS)	Technology	CA	0.01
TOTAL SYSTEM SERVICES	Industrial Goods & Services	US	0.01
HUNTSMAN	Chemicals	US	0.01
LINCOLN ELECTRIC HDG.	Industrial Goods & Services	US	0.01
Iron Mountain Inc.	Industrial Goods & Services	US	0.01
COBALT INTL.ENERGY	Oil & Gas	US	0.01
Sekisui Chemical Co. Ltd.	Personal & Household Goods	JP	0.01
LANXESS	Chemicals	DE	0.01
H&R RLST.IT.STAPLE UNIT	Real Estate	CA	0.01
SUBSEA7	Oil & Gas	NO	0.01
ELECTROLUX B	Personal & Household Goods	SE	0.01
NATIXIS	Banks	FR	0.01
KEYERA CORP	Oil & Gas	CA	0.01
FRONTIER COMMUNICATIONS	Telecommunications	US	0.01
LONDON STOCK EXCHANGE	Financial Services	GB	0.01
DEUTSCHE WOHNEN	Real Estate	DE	0.01
BAYTEX ENERGY CORP	Oil & Gas	CA	0.01
REINSURANCE GROUP OF AM.	Insurance	US	0.01
HYUNDAI MOTOR PF.2	Automobiles & Parts	KR	0.01
WHITEWAVE FOODS	Food & Beverage	US	0.01
NGK Spark Plug Co. Ltd.	Automobiles & Parts	JP	0.01
NVR Inc.	Personal & Household Goods	US	0.01
INMARSAT	Telecommunications	GB	0.01

⁴ Based on the last periodic review implementation

TOTAL MARKET INDICES

STOXX® GLOBAL TOTAL MARKET INDEX

Components⁴

Company	Supersector	Country	Weight (%)
DDR CORP.	Real Estate	US	0.01
Manpowergroup Inc.	Industrial Goods & Services	US	0.01
Bank of East Asia Ltd.	Banks	HK	0.01
Owens-Illinois Inc.	Industrial Goods & Services	US	0.01
Tohoku Electric Power Co. Inc.	Utilities	JP	0.01
WORKDAY CLASS	Technology	US	0.01
KGHM	Basic Resources	PL	0.01
ALLEGION	Industrial Goods & Services	US	0.01
SCHRODERS	Financial Services	GB	0.01
Tobu Railway Co. Ltd.	Travel & Leisure	JP	0.01
UGI	Utilities	US	0.01
HYUNDAI GLOVIS CO LTD	Industrial Goods & Services	KR	0.01
LENNAR 'A'	Personal & Household Goods	US	0.01
Bharti Airtel Ltd	Telecommunications	IN	0.01
SK Hldg	Oil & Gas	KR	0.01
AUSTRALIAN PIPELINE	Oil & Gas	AU	0.01
WASTE CONNECTIONS	Industrial Goods & Services	US	0.01
LIBERTY PROPERTY TST.	Real Estate	US	0.01
Belle International Holdings L	Personal & Household Goods	CN	0.01
Bajaj Auto Ltd	Automobiles & Parts	IN	0.01
Gerdau SA	Basic Resources	BR	0.01
Kunlun Energy Co. Ltd.	Oil & Gas	CN	0.01
REXEL	Industrial Goods & Services	FR	0.01
UNITED INTERNET	Technology	DE	0.01
HOWARD HUGHES	Real Estate	US	0.01
GPT Group	Real Estate	AU	0.01
ONEX	Industrial Goods & Services	CA	0.01
JONES LANG LASALLE	Real Estate	US	0.01
Twn Cement	Construction & Materials	TW	0.01
ZIONS BANCORP.	Banks	US	0.01
Ramsay Health Care Ltd.	Health Care	AU	0.01
RELIANCE STEEL AND ALMN.	Basic Resources	US	0.01
ALEXANDRIA RLST.EQTIES.	Real Estate	US	0.01
CARLISLE COS.	Industrial Goods & Services	US	0.01
Bank Leumi Le-Israel BM	Banks	IL	0.01
3D SYSTEMS	Technology	US	0.01
ALTAGAS	Oil & Gas	CA	0.01
ADMIRAL GRP	Insurance	GB	0.01
ITC HOLDINGS	Utilities	US	0.01
ITAUSA INVESTIMENTOS ITAU S.A	Financial Services	BR	0.01
ENN ENERGY HOLDINGS LIMITED	Utilities	CN	0.01
DOLLARAMA	Retail	CA	0.01
PartnerRe Ltd.	Insurance	US	0.01
Yuanta Financial Holding Co Lt	Financial Services	TW	0.01
Hyundai Steel Co	Basic Resources	KR	0.01
SPLUNK	Technology	US	0.01
GENESEE & WYOMING 'A'	Industrial Goods & Services	US	0.01
GULFPORT EN.	Oil & Gas	US	0.01
PROTECTIVE LIFE	Insurance	US	0.01
NCR	Technology	US	0.01
ROCKWOOD HOLDINGS	Chemicals	US	0.01
VALLOUREC	Industrial Goods & Services	FR	0.01
Sharp Corp.	Personal & Household Goods	JP	0.01
TATE & LYLE	Food & Beverage	GB	0.01
Metro Inc. CI A	Retail	CA	0.01
SM ENERGY	Oil & Gas	US	0.01
WADDELL & REED FINL.'A'	Financial Services	US	0.01
LEVEL 3 COMMS.	Telecommunications	US	0.01
IAC/INTERACTIVECORP	Technology	US	0.01
NOKIAN RENKAAT	Automobiles & Parts	FI	0.01
Martin Marietta Materials Inc.	Construction & Materials	US	0.01
PERKINELMER	Industrial Goods & Services	US	0.01
MID-AMER.APT COMMUNITIES	Real Estate	US	0.01
CUBIST PHARMACEUTICALS	Health Care	US	0.01
PETROFAC	Oil & Gas	GB	0.01
PROVIDENT FINANCIAL	Financial Services	GB	0.01
SVB FINANCIAL GROUP	Banks	US	0.01
Singapore Press Holdings Ltd.	Media	SG	0.01
Hudson City Bancorp Inc.	Banks	US	0.01
HANNOVER RUECK	Insurance	DE	0.01
Formosa Petrochemical Corp	Oil & Gas	TW	0.01
VOESTALPINE	Basic Resources	AT	0.01
MICROS SYSTEMS	Technology	US	0.01
PIRELLI & C.	Automobiles & Parts	IT	0.01

⁴ Based on the last periodic review implementation

TOTAL MARKET INDICES

STOXX® GLOBAL TOTAL MARKET INDEX

Components⁴

Company	Supersector	Country	Weight (%)
JAPAN RETAIL FUND INVESTMENT	Real Estate	JP	0.01
Yamaha Motor Co. Ltd.	Automobiles & Parts	JP	0.01
Fletcher Building Ltd.	Construction & Materials	NZ	0.01
Dr Reddys Lab	Health Care	IN	0.01
DISTRIBUIDORA INT ALIMENTACION	Retail	ES	0.01
PARTNERS GRP HLDG	Financial Services	CH	0.01
EUROBANK ERGASIAS	Banks	GR	0.01
Nippon Paint Co. Ltd.	Chemicals	JP	0.01
BANDAI NAMCO HOLDINGS INC.	Personal & Household Goods	JP	0.01
Wynn Macau Ltd.	Travel & Leisure	HK	0.01
BILFINGER	Industrial Goods & Services	DE	0.01
W.R. Berkley Corp.	Insurance	US	0.01
SUNEDISON	Technology	US	0.01
TRELLEBORG B	Industrial Goods & Services	SE	0.01
SEEK Ltd.	Industrial Goods & Services	AU	0.01
TARGA RESOURCES	Oil & Gas	US	0.01
ATMOS ENERGY	Utilities	US	0.01
GUARANTY TRUST BANK	Banks	NG	0.01
BROOKFIELD PROPS. (NYS)	Real Estate	CA	0.01
Samsung SDI Co Ltd	Industrial Goods & Services	KR	0.01
CHINA MINSHENG BANKING H	Banks	CN	0.01
Banco de Bogota	Banks	CO	0.01
FOSSIL GROUP	Personal & Household Goods	US	0.01
Grupo de Inversiones Suramerica	Financial Services	CO	0.01
WOOLWORTHS HDG.	Retail	ZA	0.01
HILTON WORLDWIDE HOLDING	Travel & Leisure	US	0.01
HULIC	Real Estate	JP	0.01
UMICORE	Chemicals	BE	0.01
AXIS CAPITAL HLDG	Insurance	US	0.01
BMW PREF	Automobiles & Parts	DE	0.01
Kyushu Electric Power Co. Inc.	Utilities	JP	0.01
OHL MEXICO	Construction & Materials	MX	0.01
BANKINTER	Banks	ES	0.01
RITE AID	Retail	US	0.01
Global Payments Inc.	Industrial Goods & Services	US	0.01
SPX Corp.	Industrial Goods & Services	US	0.01
Tingyi (Cayman Islands) Holdin	Food & Beverage	CN	0.01
WOOD GRP (JOHN)	Oil & Gas	GB	0.01
Siliconware	Technology	TW	0.01
KILROY REALTY	Real Estate	US	0.01
Crown Resorts Ltd	Travel & Leisure	AU	0.01
PATTERSON UTI EN.	Oil & Gas	US	0.01
AGCO	Industrial Goods & Services	US	0.01
EIFFAGE	Construction & Materials	FR	0.01
Bombardier Inc. CI B SV	Industrial Goods & Services	CA	0.01
Isetan Mitsukoshi Holdings Ltd	Retail	JP	0.01
First Solar Inc.	Oil & Gas	US	0.01
Blackberry Ltd	Technology	CA	0.01
KONICA MINOLTA INC.	Technology	JP	0.01
ANTOFAGASTA	Basic Resources	GB	0.01
COMMUNITY HEALTH SYSTEMS	Health Care	US	0.01
GN STORE NORD	Health Care	DK	0.01
TENET HLTHCR.	Health Care	US	0.01
Samsung Heavy In	Industrial Goods & Services	KR	0.01
JACK HENRY & ASSOCS.	Industrial Goods & Services	US	0.01
PGE	Utilities	PL	0.01
EAST WS.BANC.	Banks	US	0.01
Shimizu Corp.	Construction & Materials	JP	0.01
BANCOLOMBIA S.A. - PREF	Banks	CO	0.01
SMURFIT KAPPA GRP	Industrial Goods & Services	IE	0.01
BERKELEY GRP HLDG	Personal & Household Goods	GB	0.01
Obayashi Corp.	Construction & Materials	JP	0.01
HERBALIFE	Food & Beverage	US	0.01
MTR Corp. Ltd.	Travel & Leisure	HK	0.01
Eldorado Gold Corp.	Basic Resources	CA	0.01
METSO	Industrial Goods & Services	FI	0.01
Flir Systems Inc.	Industrial Goods & Services	US	0.01
WESTAR EN.	Utilities	US	0.01
Meiji Holdings Co. Ltd.	Food & Beverage	JP	0.01
WILLIAM HILL	Travel & Leisure	GB	0.01
INFORMA	Media	GB	0.01
Kobe Steel Ltd.	Basic Resources	JP	0.01
Korea Zinc	Basic Resources	KR	0.01
Toppan Printing Co. Ltd.	Industrial Goods & Services	JP	0.01

⁴ Based on the last periodic review implementation

TOTAL MARKET INDICES

STOXX® GLOBAL TOTAL MARKET INDEX

Components⁴

Company	Supersector	Country	Weight (%)
BRILLIANCE CHINA AUTV. HDG.	Automobiles & Parts	CN	0.01
LATAM AIRLINES GROUP	Travel & Leisure	CL	0.01
Taiheiyō Cement Corp.	Construction & Materials	JP	0.01
GETINGE B	Health Care	SE	0.01
CEZ	Utilities	CZ	0.01
ASCIANO	Industrial Goods & Services	AU	0.01
HARGREAVES LANSDOWN	Financial Services	GB	0.01
EASYJET	Travel & Leisure	GB	0.01
FACTSET RESEARCH SYS.	Media	US	0.01
SYNOPSIS	Technology	US	0.01
OASIS PETROLEUM	Oil & Gas	US	0.01
LIBERTY VENTURES 'A'	Financial Services	US	0.01
SJM HOLDINGS	Travel & Leisure	HK	0.01
NTT Data Corp.	Technology	JP	0.01
Nippon Yusen K.K.	Industrial Goods & Services	JP	0.01
Avery Dennison Corp.	Chemicals	US	0.01
TOLL BROS.	Personal & Household Goods	US	0.01
Assurant Inc.	Insurance	US	0.01
DS SMITH	Industrial Goods & Services	GB	0.01
ENERPLUS CORPORATION	Oil & Gas	CA	0.01
SWISS PRIME SITE	Real Estate	CH	0.01
GRIFOLS B	Health Care	ES	0.01
Kinross Gold Corp.	Basic Resources	CA	0.01
Tech Mahindra	Technology	IN	0.01
Weg SA	Industrial Goods & Services	BR	0.01
CADENCE DESIGN SYS.	Technology	US	0.01
Impala Platinum Holdings Ltd	Basic Resources	ZA	0.01
PENNON GRP	Utilities	GB	0.01
Nippon Express Co. Ltd.	Industrial Goods & Services	JP	0.01
LUFTHANSA	Travel & Leisure	DE	0.01
PENN WEST PETROLEUM LTD	Oil & Gas	CA	0.01
Ayala Land Inc	Real Estate	PH	0.01
SERVICENOW	Technology	US	0.01
HCC INSURANCE HDG.	Insurance	US	0.01
PIRAEUS BANK	Banks	GR	0.01
Brother Industries Ltd.	Technology	JP	0.01
TAISHO PHARM HLDG	Health Care	JP	0.01
BROADRIDGE FINL.SLTN.	Industrial Goods & Services	US	0.01
Empresa Nacional de Electricid	Utilities	CL	0.01
Lawson Inc.	Retail	JP	0.01
INVESTOR A	Financial Services	SE	0.01
Covance Inc.	Health Care	US	0.01
Tiger Brands Ltd	Food & Beverage	ZA	0.01
SEI INVESTMENTS	Financial Services	US	0.01
MTU AERO ENGINES	Industrial Goods & Services	DE	0.01
DIRECT LINE INSURANCE GROUP	Insurance	GB	0.01
DCC	Industrial Goods & Services	GB	0.01
INTEGRYS ENERGY GROUP	Utilities	US	0.01
TURKCELL ILETISIM HIZM.	Telecommunications	TR	0.01
KATE SPADE & CO	Personal & Household Goods	US	0.01
HUNTINGTON INGALLS INDUSTRIES	Industrial Goods & Services	US	0.01
People's United Financial Inc.	Banks	US	0.01
Bank of Ayudhya PCL	Banks	TH	0.01
DRESSER-RAND GROUP	Oil & Gas	US	0.01
WPX ENERGY	Oil & Gas	US	0.01
Amorepacific	Personal & Household Goods	KR	0.01
Noble Group Ltd.	Industrial Goods & Services	SG	0.01
TAUBMAN CENTERS	Real Estate	US	0.01
MELROSE INDUSTRIES	Industrial Goods & Services	GB	0.01
HANKOOK TIRE	Automobiles & Parts	KR	0.01
BIM BIRLESİK MAGAZALAR	Retail	TR	0.01
IOI Corp Bhd	Food & Beverage	MY	0.01
CULLEN FO.BANKERS	Banks	US	0.01
E-MART	Retail	KR	0.01
Perusahaan Gas Negara PT	Utilities	ID	0.01
ELEKTA B	Health Care	SE	0.01
Southern Copper Corp.	Basic Resources	US	0.01
KLEPIERRE	Real Estate	FR	0.01
China Resources Power Holdings	Utilities	CN	0.01
EAGLE MATERIALS	Construction & Materials	US	0.01
STARWOOD PROPERTY TRUST	Real Estate	US	0.01
CHINA CITIC BANK 'H'	Banks	CN	0.01
Pitney Bowes Inc.	Technology	US	0.01
ROYAL GOLD	Basic Resources	US	0.01

⁴ Based on the last periodic review implementation

TOTAL MARKET INDICES

STOXX® GLOBAL TOTAL MARKET INDEX

Components⁴

Company	Supersector	Country	Weight (%)
SUNTORY BEVERAGE & FOOD	Food & Beverage	JP	0.01
CDIBH	Financial Services	TW	0.01
Cheng Shin Rubber Industry Co	Automobiles & Parts	TW	0.01
FINNING INTL.	Industrial Goods & Services	CA	0.01
GRACO	Industrial Goods & Services	US	0.01
AAC ACOUSTIC TECHS.HDG.	Industrial Goods & Services	HK	0.01
SPECTRIS	Industrial Goods & Services	GB	0.01
Embraer	Industrial Goods & Services	BR	0.01
GALENICA	Retail	CH	0.01
Singapore Technologies Enginee	Industrial Goods & Services	SG	0.01
LUNDIN PETROLEUM	Oil & Gas	SE	0.01
Bendigo & Adelaide Bank Ltd.	Banks	AU	0.01
Sino Land Co. Ltd.	Real Estate	HK	0.01
APARTMENT INV.& MAN.'A'	Real Estate	US	0.01
DUNKIN BRANDS GROUP	Travel & Leisure	US	0.01
WENDEL	Financial Services	FR	0.01
COCA-COLA HBC	Food & Beverage	GB	0.01
GAMESTOP 'A'	Retail	US	0.01
ATHENAHEALTH	Technology	US	0.01
Mallinckrodt	Health Care	US	0.01
SPIRIT AIRLINES	Travel & Leisure	US	0.01
INVESTEC	Financial Services	GB	0.01
TIM PARTICIPACOES SA	Telecommunications	BR	0.01
Tata Steel Ltd	Basic Resources	IN	0.01
UltraTech Cement	Construction & Materials	IN	0.01
SIRONA DENTAL SYSTEMS	Health Care	US	0.01
HUGO BOSS	Personal & Household Goods	DE	0.01
LINDT & SPRUENGLI P	Food & Beverage	CH	0.01
Hotai Motor	Retail	TW	0.01
Eaton Vance Corp.	Financial Services	US	0.01
KEIKYU CORPORATION	Travel & Leisure	JP	0.01
Coca-Cola Amatil Ltd.	Food & Beverage	AU	0.01
Hang Lung Group Ltd.	Real Estate	HK	0.01
EUTELSAT COMMUNICATION	Media	FR	0.01
DELTA LLOYD	Insurance	NL	0.01
QUESTCOR PHARMS.	Health Care	US	0.01
MIDDLEBY	Personal & Household Goods	US	0.01
WIRECARD	Industrial Goods & Services	DE	0.01
BOSKALIS WESTMINSTER	Construction & Materials	NL	0.01
Suruga Bank Ltd.	Banks	JP	0.01
PANDORA MEDIA	Media	US	0.01
Mexichem SAB de CV	Chemicals	MX	0.01
NORDSON	Industrial Goods & Services	US	0.01
BELGACOM	Telecommunications	BE	0.01
LOBLAW	Retail	CA	0.01
Nitori Co. Ltd.	Retail	JP	0.01
SENIOR HSG.PROPS.TST.	Real Estate	US	0.01
MSC INDL.DIRECT 'A'	Industrial Goods & Services	US	0.01
FUGRO	Oil & Gas	NL	0.01
Kansai Paint Co. Ltd.	Chemicals	JP	0.01
ELISA CORPORATION	Telecommunications	FI	0.01
Allegheny Technologies Inc.	Basic Resources	US	0.01
VOLVO A	Industrial Goods & Services	SE	0.01
Peabody Energy Corp.	Basic Resources	US	0.01
RYDER SYSTEM	Industrial Goods & Services	US	0.01
Kajima Corp.	Construction & Materials	JP	0.01
PRYSMIAN	Industrial Goods & Services	IT	0.01
COSTAR GP.	Industrial Goods & Services	US	0.01
Ultra Petroleum Corp.	Oil & Gas	US	0.01
Singapore Exchange Ltd.	Financial Services	SG	0.01
OSHKOSH	Industrial Goods & Services	US	0.01
Intu Properties PLC	Real Estate	GB	0.01
Far EasTone Telecommunications	Telecommunications	TW	0.01
DERWENT LONDON	Real Estate	GB	0.01
Singapore Airlines Ltd.	Travel & Leisure	SG	0.01
Santen Pharmaceutical Co. Ltd.	Health Care	JP	0.01
NUANCE COMMS.	Technology	US	0.01
Mitsubishi Materials Corp.	Industrial Goods & Services	JP	0.01
TUPPERWARE BRANDS	Personal & Household Goods	US	0.01
HENDERSON GRP	Financial Services	GB	0.01
MSCI CLASS A	Financial Services	US	0.01
AMERICAN FINL.GP.OHIO	Insurance	US	0.01
PTC INC	Technology	US	0.01
Mitsui O.S.K. Lines Ltd.	Industrial Goods & Services	JP	0.01

⁴ Based on the last periodic review implementation

TOTAL MARKET INDICES

STOXX® GLOBAL TOTAL MARKET INDEX

Components⁴

Company	Supersector	Country	Weight (%)
President Chain	Retail	TW	0.01
Beijing Enterprises Holdings L	Industrial Goods & Services	CN	0.01
RACKSPACE HOSTING	Technology	US	0.01
INCHCAPE	Retail	GB	0.01
TURK. HALK BANKASI	Banks	TR	0.01
Electric Power Development Co.	Utilities	JP	0.01
Keio Corp.	Travel & Leisure	JP	0.01
ENEL GREEN POWER	Utilities	IT	0.01
IGM Financial Inc.	Financial Services	CA	0.01
AQUA AMERICA	Utilities	US	0.01
ASSURED GUARANTY	Insurance	US	0.01
OMEGA HLTHCR.INVRS.	Real Estate	US	0.01
Kikkoman Corp.	Food & Beverage	JP	0.01
EMERA	Utilities	CA	0.01
SANTANDER MEXICO 'B'	Banks	MX	0.01
PACWEST BANCORP	Banks	US	0.01
Dongfeng Group 'H'	Automobiles & Parts	CN	0.01
Hirose Electric Co. Ltd.	Industrial Goods & Services	JP	0.01
Enerjis SA	Utilities	CL	0.01
HOSPITALITY PROPS.TST.	Real Estate	US	0.01
Asics Corp.	Personal & Household Goods	JP	0.01
TEREX	Industrial Goods & Services	US	0.01
Toto Ltd.	Construction & Materials	JP	0.01
CONCUR TECHS.	Technology	US	0.01
Kuraray Co. Ltd.	Chemicals	JP	0.01
RenaissanceRe Holdings Ltd.	Insurance	US	0.01
Nedbank Group Ltd	Banks	ZA	0.01
NASDAQ OMX GROUP	Financial Services	US	0.01
OCWEN FINL.	Financial Services	US	0.01
AUTONATION	Retail	US	0.01
DICK'S SPORTING GOODS	Retail	US	0.01
NEWMARKET	Chemicals	US	0.01
SONOCO PRDS.	Industrial Goods & Services	US	0.01
SAPURA KENCANA PETROLEUM	Oil & Gas	MY	0.01
DRAX GRP	Utilities	GB	0.01
ANDRITZ	Industrial Goods & Services	AT	0.01
DUFREY GRP	Retail	CH	0.01
INTERMUNE	Health Care	US	0.01
FLOWERS FOODS	Food & Beverage	US	0.01
PICC P&C 'H'	Insurance	CN	0.01
Maruti Suzuki	Automobiles & Parts	IN	0.01
CFS Retail Property Trust	Real Estate	AU	0.01
NATIONAL RETAIL PROPS.	Real Estate	US	0.01
SCHIBSTED GRUPPEN	Media	NO	0.01
ADP	Industrial Goods & Services	FR	0.01
RTL GRP	Media	LU	0.01
COWAY CO	Personal & Household Goods	KR	0.01
Nissin Foods Holdings Co. Ltd.	Food & Beverage	JP	0.01
DRIL-QUIP	Oil & Gas	US	0.01
TECHTRONIC INDS.	Personal & Household Goods	HK	0.01
SEGRO	Real Estate	GB	0.01
Lupin Ltd	Health Care	IN	0.01
Incitec Pivot Ltd.	Chemicals	AU	0.01
Lotte Shopping Co Ltd	Retail	KR	0.01
Hua Nan Financial Holdings Co	Banks	TW	0.01
Coca-Cola Femsa SAB de CV	Food & Beverage	MX	0.01
HERO METOCORP	Automobiles & Parts	IN	0.01
ITT Corp.	Industrial Goods & Services	US	0.01
MAN	Industrial Goods & Services	DE	0.01
LG H&H	Personal & Household Goods	KR	0.01
INGRAM MICRO 'A'	Technology	US	0.01
SOLERA HOLDINGS	Technology	US	0.01
YELP	Media	US	0.01
TELEFLEX	Health Care	US	0.01
ALLIANT TECHSYSTEMS	Industrial Goods & Services	US	0.01
BanColombia SA	Banks	CO	0.01
CBOE HOLDINGS	Financial Services	US	0.01
First FHC	Banks	TW	0.01
Amada Co. Ltd.	Industrial Goods & Services	JP	0.01
SALLY BEAUTY HOLDINGS	Retail	US	0.01
SPIRIT REALTY CAPITAL	Real Estate	US	0.01
LEGGETT&PLATT	Personal & Household Goods	US	0.01
BIOMED REALTY TRUST	Real Estate	US	0.01
INDL.ALL.IN.& FINL.SVS.	Insurance	CA	0.01

⁴ Based on the last periodic review implementation

TOTAL MARKET INDICES

STOXX® GLOBAL TOTAL MARKET INDEX

Components⁴

Company	Supersector	Country	Weight (%)
Thai Beverage PCL	Food & Beverage	SG	0.01
Stanley Electric Co. Ltd.	Automobiles & Parts	JP	0.01
HAIN CELESTIAL GP.	Food & Beverage	US	0.01
ROYAL MAIL	Industrial Goods & Services	GB	0.01
BEMIS	Industrial Goods & Services	US	0.01
NU SKIN ENTERPRISES 'A'	Personal & Household Goods	US	0.01
INGENICO	Technology	FR	0.01
ASPEN TECHNOLOGY	Technology	US	0.01
Telecom Corp. of New Zealand L	Telecommunications	NZ	0.01
ISIS PHARMACEUTICALS	Health Care	US	0.01
PANERA BREAD 'A'	Travel & Leisure	US	0.01
JABIL CIRCUIT	Industrial Goods & Services	US	0.01
Sega Sammy Holdings Inc.	Personal & Household Goods	JP	0.01
CHR HANSEN HLDG	Health Care	DK	0.01
Chugoku Electric Power Co. Inc	Utilities	JP	0.01
ZENITH INTERNATIONAL BK.	Banks	NG	0.01
LENNOX INTL.	Construction & Materials	US	0.01
GENTEX	Automobiles & Parts	US	0.01
Questar Corp.	Utilities	US	0.01
Jsw Steel	Basic Resources	IN	0.01
ALPEK	Chemicals	MX	0.01
TNT EXPRESS	Industrial Goods & Services	NL	0.01
OLD DOMINION FGT. LINES	Industrial Goods & Services	US	0.01
Minebea Co. Ltd.	Industrial Goods & Services	JP	0.01
Genting Malaysia BHD	Travel & Leisure	MY	0.01
BROOKDALE SENIOR LIVING	Health Care	US	0.01
PKNORLEN	Oil & Gas	PL	0.01
OSRAM LICHT	Personal & Household Goods	DE	0.01
ALNYLAM PHARMACEUTICALS	Health Care	US	0.01
Far Eastern New Century Corp	Personal & Household Goods	TW	0.01
CENTENE	Health Care	US	0.01
LULULEMON ATHLETICA	Personal & Household Goods	US	0.01
OJI HOLDINGS	Basic Resources	JP	0.01
OLD REPUBLIC INTL.	Insurance	US	0.01
JERONIMO MARTINS	Retail	PT	0.01
OTP BANK	Banks	HU	0.01
Commercial International Bank	Banks	EG	0.01
POLYONE	Chemicals	US	0.01
CANADIAN UTILITIES 'A'	Utilities	CA	0.01
Alliance Global Group Inc	Industrial Goods & Services	PH	0.01
FREENET	Telecommunications	DE	0.01
TOKYU FUDOSAN	Real Estate	JP	0.01
ICTSI	Industrial Goods & Services	PH	0.01
JTEKT Corp.	Automobiles & Parts	JP	0.01
Fukuoka Financial Group Inc.	Banks	JP	0.01
LOJAS RENNER	Retail	BR	0.01
HEXCEL	Industrial Goods & Services	US	0.01
Dun & Bradstreet Corp.	Media	US	0.01
ON SEMICON.	Technology	US	0.01
Shinsei Bank Ltd.	Banks	JP	0.01
Tokyo Tatemono Co. Ltd.	Real Estate	JP	0.01
Grupo Aval	Financial Services	CO	0.01
DiGi.Com Bhd	Telecommunications	MY	0.01
Bank of Queensland Ltd.	Banks	AU	0.01
ComfortDelGro Corp. Ltd.	Travel & Leisure	SG	0.01
MEDA A	Health Care	SE	0.01
BROCADE COMMS.SYS.	Technology	US	0.01
PHARMACYCLICS	Health Care	US	0.01
PROSPERITY BCSH.	Banks	US	0.01
Inotera	Technology	TW	0.01
Tatts Group Ltd.	Travel & Leisure	AU	0.01
DOUGLAS EMMETT	Real Estate	US	0.01
ANHUI CONCH CEMENT H	Construction & Materials	CN	0.01
VOYA FINANCIAL	Financial Services	US	0.01
Rinnai Corp.	Personal & Household Goods	JP	0.01
REALOGY HOLDINGS	Real Estate	US	0.01
Banco Santander Chile	Banks	CL	0.01
Urban Outfitters Inc.	Retail	US	0.01
CONSTELLATION SOFTWARE	Technology	CA	0.01
AMMB Holdings Bhd	Banks	MY	0.01
Coal India	Basic Resources	IN	0.01
ROWAN COMPANIES	Oil & Gas	US	0.01
ATMEL	Technology	US	0.01
Taishin Fhc	Banks	TW	0.01

⁴ Based on the last periodic review implementation

TOTAL MARKET INDICES

STOXX® GLOBAL TOTAL MARKET INDEX

Components⁴

Company	Supersector	Country	Weight (%)
AMLIN	Insurance	GB	0.01
SPIRIT AEROSYSTEMS CL.A	Industrial Goods & Services	US	0.01
NORTHSTAR REALTY FINANCE	Real Estate	US	0.01
INDUSTRIVARDEN A	Financial Services	SE	0.01
JYSKE BANK	Banks	DK	0.01
HIKMA PHARMACEUTICALS	Health Care	GB	0.01
Maxis Bhd	Telecommunications	MY	0.01
COPART	Retail	US	0.01
REGENCY CENTERS	Real Estate	US	0.01
PTT GLOBAL CHEMICAL PCL	Oil & Gas	TH	0.01
ZEBRA TECHS. 'A'	Industrial Goods & Services	US	0.01
APOLLO GLOBAL MAN.CL.A	Financial Services	US	0.01
MAPFRE	Insurance	ES	0.01
EXOR	Financial Services	IT	0.01
S-Oil	Oil & Gas	KR	0.01
International Game Technology	Travel & Leisure	US	0.01
GREAT PLAINS EN.	Utilities	US	0.01
Casio Computer Co. Ltd.	Personal & Household Goods	JP	0.01
VERIFONE SYSTEMS	Technology	US	0.01
GRUPO ARGOS	Construction & Materials	CO	0.01
WEINGARTEN REALTY INVRS.	Real Estate	US	0.01
DOMINOS PIZZA	Travel & Leisure	US	0.01
TENNECO	Automobiles & Parts	US	0.01
UNITED THERAPEUTICS	Health Care	US	0.01
APTARGROUP	Industrial Goods & Services	US	0.01
OTE	Telecommunications	GR	0.01
AIR LEASE	Industrial Goods & Services	US	0.01
Cheung Kong Infrastructure Hol	Utilities	HK	0.01
DAILY MAIL & GENERAL TRUST	Media	GB	0.01
AMERICAN CAMPUS COMMNS.	Real Estate	US	0.01
WESCO INTL.	Industrial Goods & Services	US	0.01
INFORMATICA	Technology	US	0.01
GREAT WALL MOTOR 'H'	Automobiles & Parts	CN	0.01
Steel Dynamics Inc.	Basic Resources	US	0.01
HACI OMER SABANCI HLDG	Financial Services	TR	0.01
Vodacom Group Ltd	Telecommunications	ZA	0.01
GRUPO NUTRESA SA	Food & Beverage	CO	0.01
COMMERCE BCSH.	Banks	US	0.01
SMITH (AO)	Construction & Materials	US	0.01
Joyo Bank Ltd.	Banks	JP	0.01
ROTORK	Industrial Goods & Services	GB	0.01
OWENS CORNING	Construction & Materials	US	0.01
ITAU UNIBANCO HOLDING S.A.	Banks	BR	0.01
Souza Cruz SA	Personal & Household Goods	BR	0.01
BOLIDEN	Basic Resources	SE	0.01
MARINE HARVEST	Food & Beverage	NO	0.01
United Spirit	Food & Beverage	IN	0.01
ALPHA BANK	Banks	GR	0.01
MANITOWOC	Industrial Goods & Services	US	0.01
RAIFFEISEN BANK INTERNATIONAL	Banks	AT	0.01
Kuala Lumpur Kepong Bhd	Food & Beverage	MY	0.01
PRECISION DRILLING (NYS)	Oil & Gas	CA	0.01
TECO ENERGY	Utilities	US	0.01
ARRIS GROUP	Technology	US	0.01
Indusind Bank	Banks	IN	0.01
Hamamatsu Photonics K.K.	Industrial Goods & Services	JP	0.01
CapitaMall Trust Management Lt	Real Estate	SG	0.01
PLAINS GROUP HOLDINGS 'A'	Oil & Gas	US	0.01
Liteon Tech	Industrial Goods & Services	TW	0.01
BTG	Health Care	GB	0.01
OPAP	Travel & Leisure	GR	0.01
USS Co. Ltd.	Retail	JP	0.01
UNITED URB.INV.	Real Estate	JP	0.01
HALMA	Industrial Goods & Services	GB	0.01
CORRECTIONS AMER NEW	Real Estate	US	0.01
VALMONT INDS.	Construction & Materials	US	0.01
City Developments Ltd.	Real Estate	SG	0.01
SembCorp Industries Ltd.	Oil & Gas	SG	0.01
Wing Hang Bank Ltd.	Banks	HK	0.01
Almacenes Exito SA	Retail	CO	0.01
ETS COLRUYT	Retail	BE	0.01
CNO FINANCIAL GROUP	Insurance	US	0.01
BOLSAS Y MERCADOS ESPAÑOLES	Financial Services	ES	0.01
JBS SA	Food & Beverage	BR	0.01

⁴ Based on the last periodic review implementation

TOTAL MARKET INDICES

STOXX® GLOBAL TOTAL MARKET INDEX

Components⁴

Company	Supersector	Country	Weight (%)
E.Sun Fhc	Banks	TW	0.01
WEX INC	Industrial Goods & Services	US	0.01
Hino Motors Ltd.	Industrial Goods & Services	JP	0.01
UMPQUA HDG.	Banks	US	0.01
RIGHTMOVE GRP	Media	GB	0.01
ALIGN TECH.	Health Care	US	0.01
PETRONAS CHEMICALS GP.	Chemicals	MY	0.01
ALLIED WORLD ASR.CO.HDG.	Insurance	US	0.01
CAPITAL & COUNTIES PROPERTIES	Real Estate	GB	0.01
Cipla Ltd	Health Care	IN	0.01
ESTERLINE TECHS.	Industrial Goods & Services	US	0.01
GIBSON ENERGY	Oil & Gas	CA	0.01
CHINA OILFIELD SERVICES H	Oil & Gas	CN	0.01
HISCOX	Insurance	GB	0.01
CABOT	Chemicals	US	0.01
Lojas Americanas	Retail	BR	0.01
Grasim	Construction & Materials	IN	0.01
GS Holdings	Oil & Gas	KR	0.01
BROWN & BROWN	Insurance	US	0.01
VALIDUS HOLDINGS	Insurance	US	0.01
BRUNSWICK	Personal & Household Goods	US	0.01
PSP SWISS PROPERTY	Real Estate	CH	0.01
Boral Ltd.	Construction & Materials	AU	0.01
HIGHWOODS PROPS.	Real Estate	US	0.01
BOLLORE	Industrial Goods & Services	FR	0.01
AOZORA BANK	Banks	JP	0.01
Hindalco	Basic Resources	IN	0.01
MADISON SQUARE GARDEN	Travel & Leisure	US	0.01
TURKIYE IS BANKASI	Banks	TR	0.01
KENNAMETAL	Industrial Goods & Services	US	0.01
Trend Micro Inc.	Technology	JP	0.01
Cheil Industries	Chemicals	KR	0.01
CRANE	Industrial Goods & Services	US	0.01
FEI	Industrial Goods & Services	US	0.01
ICADE	Real Estate	FR	0.01
ORION B	Health Care	FI	0.01
AMC NETWORKS	Media	US	0.01
EQUITY LIFESTYLE PROPS.	Real Estate	US	0.01
Ascendas Real Estate Investmen	Real Estate	SG	0.01
Cablevision Systems Corp.	Media	US	0.01
TERADYNE	Technology	US	0.01
ORION KR	Food & Beverage	KR	0.01
Israel Chemicals Ltd	Chemicals	IL	0.01
CARTER'S	Personal & Household Goods	US	0.01
BCO COMERCIAL PORTUGUES	Banks	PT	0.01
SKY DEUTSCHLAND	Media	DE	0.01
FUJI MEDIA HOLDINGS	Media	JP	0.01
CIA DE SANEAMENTO BASICO SP	Utilities	BR	0.01
Hyundai Eng&Con	Construction & Materials	KR	0.01
CYTEC INDS.	Chemicals	US	0.01
ATCO CLASS 1	Utilities	CA	0.01
CHINA GAS HOLDINGS	Oil & Gas	CN	0.01
CHALLENGER	Insurance	AU	0.01
Daihatsu Motor Co. Ltd.	Automobiles & Parts	JP	0.01
Banco de Oro Unibank Inc	Banks	PH	0.01
SPIRAX-SARCO	Industrial Goods & Services	GB	0.01
BCO ESPIRITO SANTO	Banks	PT	0.01
LAMAR ADVR.'A'	Media	US	0.01
PENGROWTH ENERGY CORP. (NYS)	Oil & Gas	CA	0.01
BIC	Personal & Household Goods	FR	0.01
CITY NATIONAL	Banks	US	0.01
VANTIV CLASS A	Industrial Goods & Services	US	0.01
HYUNDAI MOTOR PF.	Automobiles & Parts	KR	0.01
SECURITAS B	Industrial Goods & Services	SE	0.01
SLM Corp.	Financial Services	US	0.01
SinoPac Fin. Ho.	Banks	TW	0.01
NOW INC	Oil & Gas	US	0.01
United States Steel Corp.	Basic Resources	US	0.01
Jindal Steel & Power Ltd	Basic Resources	IN	0.01
SERVICE CORP.INTL.	Retail	US	0.01
KCC	Construction & Materials	KR	0.01
Bank of the Philippine Islands	Banks	PH	0.01
GREAT PORTLAND ESTATES	Real Estate	GB	0.01
HTC Corp	Technology	TW	0.01

⁴ Based on the last periodic review implementation

TOTAL MARKET INDICES

STOXX® GLOBAL TOTAL MARKET INDEX

Components⁴

Company	Supersector	Country	Weight (%)
BCA POPOLARE DI MILANO	Banks	IT	0.01
SEMEN INDONESIA PERSERO TBK PT	Construction & Materials	ID	0.01
HOME PROPS.	Real Estate	US	0.01
SK c&c	Technology	KR	0.01
ULTIMATE SOFTWARE GP.	Technology	US	0.01
NTPC Ltd	Utilities	IN	0.01
BABCOCK & WILCOX COMPANY	Industrial Goods & Services	US	0.01
Nomura Research Institute Ltd.	Technology	JP	0.01
Benesse Holdings Inc.	Retail	JP	0.01
OIL STS.INTL.	Oil & Gas	US	0.01
Natura Cosméticos SA	Personal & Household Goods	BR	0.01
FINMECCANICA	Industrial Goods & Services	IT	0.01
Compal Electronics Inc	Technology	TW	0.01
KBR	Construction & Materials	US	0.01
TELE2 B	Telecommunications	SE	0.01
COLUMBIA PROPERTY TRUST	Real Estate	US	0.01
TRIUMPH GROUP NEW	Industrial Goods & Services	US	0.01
China Merchants Holdings Inter	Industrial Goods & Services	CN	0.01
FOREST CITY ENTS.'A'	Real Estate	US	0.01
TELEPERFORMANCE	Industrial Goods & Services	FR	0.01
RENTOKIL INITIAL	Industrial Goods & Services	GB	0.01
NIGERIAN BREWERIES	Food & Beverage	NG	0.01
ICAP	Financial Services	GB	0.01
Yamada Denki Co. Ltd.	Retail	JP	0.01
IG GRP HLDG	Financial Services	GB	0.01
JG SUMMIT HDG.	Food & Beverage	PH	0.01
Mitsubishi Tanabe Pharma Corp.	Health Care	JP	0.01
Pegatron	Technology	TW	0.01
Krung Thai Bank PCL	Banks	TH	0.01
KOMERCNI BANKA	Banks	CZ	0.01
DAICEL CORP	Chemicals	JP	0.01
CLEAN HARBORS	Industrial Goods & Services	US	0.01
TORO	Industrial Goods & Services	US	0.01
DANA HOLDING	Automobiles & Parts	US	0.01
Power Grid Corp of India Ltd	Utilities	IN	0.01
J. Front Retailing Co. Ltd.	Retail	JP	0.01
SEATTLE GENETICS	Health Care	US	0.01
RLJ LODGING TRUST	Real Estate	US	0.01
LIVE NATION ENTM.	Travel & Leisure	US	0.01
PATTERSON COMPANIES	Health Care	US	0.01
WORLD FUEL SVS.	Industrial Goods & Services	US	0.01
WorleyParsons Ltd.	Oil & Gas	AU	0.01
NH FOODS	Food & Beverage	JP	0.01
CLECO	Utilities	US	0.01
IMMOFINANZ	Real Estate	AT	0.01
SCHINDLER REG	Industrial Goods & Services	CH	0.01
Kyowa Hakko Kirin Co. Ltd.	Health Care	JP	0.01
URS Corp.	Industrial Goods & Services	US	0.01
CINEMARK HLDG	Travel & Leisure	US	0.01
Federation Centres	Real Estate	AU	0.01
BankUnited	Banks	US	0.01
WESTON GEORGE	Retail	CA	0.01
CAE	Industrial Goods & Services	CA	0.01
HAYS	Industrial Goods & Services	GB	0.01
TGS-NOPEC GEOPHYSICAL	Oil & Gas	NO	0.01
AU Optronics Corp	Technology	TW	0.01
TEAM HEALTH HOLDINGS	Health Care	US	0.01
TEMPUR SEALY INTL.	Personal & Household Goods	US	0.01
THOMAS COOK GRP	Travel & Leisure	GB	0.01
SERCO GRP	Industrial Goods & Services	GB	0.01
BR Malls Partic	Real Estate	BR	0.01
Kangwon Land	Travel & Leisure	KR	0.01
TELEDYNE TECHS.	Industrial Goods & Services	US	0.01
Cencosud SA	Retail	CL	0.01
Bezeq Israeli Telecommunicatio	Telecommunications	IL	0.01
Diamond Offshore Drilling Inc.	Oil & Gas	US	0.01
GJENSIDIGE FORSIKRING	Insurance	NO	0.01
Woori Finance Holdings Co Ltd	Banks	KR	0.01
STRATASYS	Technology	US	0.01
BANK ZACHODNI WBK	Banks	PL	0.01
DILLARDS 'A'	Retail	US	0.01
Alfresa Holdings Corp.	Health Care	JP	0.01
EURAZEO	Industrial Goods & Services	FR	0.01
SULZER	Industrial Goods & Services	CH	0.01

⁴ Based on the last periodic review implementation

TOTAL MARKET INDICES

STOXX® GLOBAL TOTAL MARKET INDEX

Components⁴

Company	Supersector	Country	Weight (%)
CHIMERA INVESTMENT	Real Estate	US	0.01
BRINKER INTL.	Travel & Leisure	US	0.01
Foster Wheeler AG	Construction & Materials	US	0.01
Wheelock & Co. Ltd.	Real Estate	HK	0.01
Keisei Electric Railway Co. Lt	Travel & Leisure	JP	0.01
VECTREN	Utilities	US	0.01
SYNOVUS FINL.	Banks	US	0.01
DARLING INGREDIENTS INC	Food & Beverage	US	0.01
TECHNE	Health Care	US	0.01
TRANSNEFT PFD.	Oil & Gas	RU	0.01
LASALLE HOTEL PROPERTIES	Real Estate	US	0.01
China Resources Land Ltd.	Real Estate	CN	0.01
Bank of Kyoto Ltd.	Banks	JP	0.01
Hisamitsu Pharmaceutical Co. I	Health Care	JP	0.01
HERMES INTERNATIONAL	Personal & Household Goods	FR	0.01
Daewoo Shipbuild	Industrial Goods & Services	KR	0.01
VERESEN INC	Oil & Gas	CA	0.01
FORTINET	Technology	US	0.01
GNC HOLDINGS CL.A	Retail	US	0.01
Ayala Corp	Industrial Goods & Services	PH	0.01
ENERSYS	Industrial Goods & Services	US	0.01
EMPIRE 'A'	Retail	CA	0.01
IMPERIAL	Industrial Goods & Services	ZA	0.01
Nagoya Railroad Co. Ltd.	Travel & Leisure	JP	0.01
TANGER FACTORY OUTLET CENTRES	Real Estate	US	0.01
LAGARDERE	Media	FR	0.01
PARAMOUNT RESOURCES A	Oil & Gas	CA	0.01
JSR Corp.	Chemicals	JP	0.01
TUI TRAVEL	Travel & Leisure	GB	0.01
CORIO	Real Estate	NL	0.01
ADVANCE RESIDENCE INV.	Real Estate	JP	0.01
CETIP	Financial Services	BR	0.01
Jardine Cycle & Carriage Ltd.	Retail	SG	0.01
LEG IMMOBILIEN	Real Estate	DE	0.01
TAIWAN COOP.FINL.HLDG.	Banks	TW	0.01
ALS Limited	Personal & Household Goods	AU	0.01
BOOKER GRP	Retail	GB	0.01
CARPENTER TECH.	Basic Resources	US	0.01
Universal Robina Corp	Food & Beverage	PH	0.01
AIR FRANCE-KLM	Travel & Leisure	FR	0.01
SANDRIDGE ENERGY	Oil & Gas	US	0.01
ENDESA	Utilities	ES	0.01
ALLISON TNSM.HOLDINGS	Industrial Goods & Services	US	0.01
Daewoo Eng&Const	Construction & Materials	KR	0.01
WELLCARE HEALTH PLANS	Health Care	US	0.01
BELDEN	Industrial Goods & Services	US	0.01
BCA POPOLARE EMILIA ROMAGNA	Banks	IT	0.01
COGNEX	Industrial Goods & Services	US	0.01
INNOLUX CORP	Technology	TW	0.01
AXIALL	Chemicals	US	0.01
WEST FRASER TIMBER	Basic Resources	CA	0.01
CATLIN GRP	Insurance	GB	0.01
Suntec Real Estate Investment	Real Estate	SG	0.01
HUANENG POWER INTERNATIONAL H	Utilities	CN	0.01
PALO ALTO NETWORKS	Technology	US	0.01
REGAL BELOIT	Industrial Goods & Services	US	0.01
BELL ALIANT INC.	Telecommunications	CA	0.01
COMMONWEALTH REIT	Real Estate	US	0.01
GAIL India Ltd	Oil & Gas	IN	0.01
MEDIASET	Media	IT	0.01
LEIDOS HOLDINGS	Technology	US	0.01
ROSETTA RESOURCES	Oil & Gas	US	0.01
BS FINANCIAL GROUP INC.	Banks	KR	0.01
FIRSTMERIT	Banks	US	0.01
ABERCROMBIE & FITCH 'A'	Retail	US	0.01
Samsung Electro-Mechanics Co L	Industrial Goods & Services	KR	0.01
BANCO SANTANDER	Banks	BR	0.01
Suzuken Co. Ltd.	Health Care	JP	0.01
AALBERTS INDUSTRIES	Industrial Goods & Services	NL	0.01
OCI Co Ltd	Chemicals	KR	0.01
GROWTHPOINT PROPS.	Real Estate	ZA	0.01
NIPPON TELEVISION HLDGS	Media	JP	0.01
SHAWCOR	Oil & Gas	CA	0.01
CBL & ASSOCIATES PROPS.	Real Estate	US	0.01

⁴ Based on the last periodic review implementation

TOTAL MARKET INDICES

STOXX® GLOBAL TOTAL MARKET INDEX

Components⁴

Company	Supersector	Country	Weight (%)
BARRY CALLEBAUT	Food & Beverage	CH	0.01
THK Co. Ltd.	Industrial Goods & Services	JP	0.01
CEPHEID	Health Care	US	0.01
NATIONAL INSTS.	Industrial Goods & Services	US	0.01
Cochlear Ltd.	Health Care	AU	0.01
HEALTH NET	Health Care	US	0.01
LIFE HEALTHCARE GP.HDG.	Health Care	ZA	0.01
HEALTHSOUTH	Health Care	US	0.01
FUCHS PETROLUB PREF	Chemicals	DE	0.01
NEW GOLD	Basic Resources	CA	0.01
OCI	Construction & Materials	NL	0.01
BGK.DUSIT MED.SVS.	Health Care	TH	0.01
Koito Manufacturing Co. Ltd.	Automobiles & Parts	JP	0.01
PAREXEL INTL.	Health Care	US	0.01
MAN GRP	Financial Services	GB	0.01
Iluka Resources Ltd.	Basic Resources	AU	0.01
AECOM TECHNOLOGY	Construction & Materials	US	0.01
Iyo Bank Ltd.	Banks	JP	0.01
PIEDMONT OFFICE REALTY TRUST A	Real Estate	US	0.01
CNP ASSURANCES	Insurance	FR	0.01
Toho Co. Ltd. (9602)	Media	JP	0.01
TIBCO SOFTWARE	Technology	US	0.01
ATWOOD OCEANICS	Oil & Gas	US	0.01
TransAlta Corp.	Utilities	CA	0.01
Chugoku Bank Ltd.	Banks	JP	0.01
EXELIS	Industrial Goods & Services	US	0.01
GRAHAM HOLDINGS 'B'	Media	US	0.01
Toll Holdings Ltd.	Industrial Goods & Services	AU	0.01
Otsuka Corp.	Technology	JP	0.01
China Resources Enterprise Ltd	Industrial Goods & Services	CN	0.01
Hachijuni Bank Ltd.	Banks	JP	0.01
OCADO	Retail	GB	0.01
Inventec Corp	Technology	TW	0.01
M3	Media	JP	0.01
ACement	Construction & Materials	TW	0.01
LPL FINANCIAL HOLDINGS	Financial Services	US	0.01
HOWDEN JOINERY GRP	Industrial Goods & Services	GB	0.01
FEDERATED INVRS. 'B'	Financial Services	US	0.01
FUJI ELECTRIC	Industrial Goods & Services	JP	0.01
NETCARE	Health Care	ZA	0.01
Cia Siderurgica Nacional SA	Basic Resources	BR	0.01
ESTACIO PART	Retail	BR	0.01
SWIRE PROPERTIES	Real Estate	HK	0.01
WHITECAP RESOURCES	Oil & Gas	CA	0.01
Mitsubishi UFJ Lease & Finance	Financial Services	JP	0.01
VCA INC	Retail	US	0.01
UNITED NATURAL FOODS	Retail	US	0.01
SM Prime Holdings Inc	Real Estate	PH	0.01
SISTEMA	Telecommunications	RU	0.01
Pou Chen	Personal & Household Goods	TW	0.01
CLARCOR	Industrial Goods & Services	US	0.01
JAZZTEL	Telecommunications	ES	0.01
PADDY POWER	Travel & Leisure	IE	0.01
MR PRICE GROUP	Retail	ZA	0.01
Alumina Ltd.	Basic Resources	AU	0.01
MGIC INVESTMENT	Financial Services	US	0.01
C.H.B	Banks	TW	0.01
IHH HEALTHCARE	Health Care	MY	0.01
Industrias Penoles SAB de CV	Basic Resources	MX	0.01
CABELA'S	Retail	US	0.01
CLOSE BROTHERS GRP	Financial Services	GB	0.01
COMPASS MRLS.INTL.	Basic Resources	US	0.01
GREENE KING	Travel & Leisure	GB	0.01
WOODWARD INC	Industrial Goods & Services	US	0.01
DON QUIJOTE	Retail	JP	0.01
HUSQVARNA B	Personal & Household Goods	SE	0.01
Hypermarcas SA	Food & Beverage	BR	0.01
Essentra PLC	Industrial Goods & Services	GB	0.01
China Communicn 'H'	Construction & Materials	CN	0.01
KABEL DEUTSCHLAND	Media	DE	0.01
STARZ 'A'	Media	US	0.01
BANCO SANTANDER - PREF	Banks	BR	0.01
STERIS	Health Care	US	0.01
FBN HOLDINGS PLC	Banks	NG	0.01

⁴ Based on the last periodic review implementation

TOTAL MARKET INDICES

STOXX® GLOBAL TOTAL MARKET INDEX

Components⁴

Company	Supersector	Country	Weight (%)
Yamaha Corp.	Personal & Household Goods	JP	0.01
NIPPON PROLOGIS REIT	Real Estate	JP	0.01
Credit Saison Co. Ltd.	Financial Services	JP	0.01
Dairy Farm International Holdi	Retail	SG	0.01
AIMIA	Media	CA	0.01
BRITVIC	Food & Beverage	GB	0.01
APOLLO EDUCATION GROUP CL A	Retail	US	0.01
Toyo Suisan Kaisha Ltd.	Food & Beverage	JP	0.01
Yokogawa Electric Corp.	Industrial Goods & Services	JP	0.01
China Longyuan 'H'	Oil & Gas	CN	0.01
FIRST NIAGARA FINL.GP.	Banks	US	0.01
DST SYS.	Technology	US	0.01
Hotel Shilla	Travel & Leisure	KR	0.01
Aboitiz Equity Ventures Inc	Industrial Goods & Services	PH	0.01
DIXONS RETAIL	Retail	GB	0.01
LIFEPOINT HOSPITALS	Health Care	US	0.01
CHINA EVERBRIGHT INTL.	Industrial Goods & Services	CN	0.01
ASPEN IN.HDG.	Insurance	US	0.01
Japan Prime Realty Investment	Real Estate	JP	0.01
EMCOR GROUP	Construction & Materials	US	0.01
GAM	Financial Services	CH	0.01
INTEROIL	Oil & Gas	CA	0.01
BELLWAY	Personal & Household Goods	GB	0.01
SYNAPTICS	Technology	US	0.01
Alere Inc	Health Care	US	0.01
GENEL ENERGY	Oil & Gas	GB	0.01
HKT TRUST & HKT	Telecommunications	HK	0.01
Auckland International Airport	Industrial Goods & Services	NZ	0.01
PORTFOLIO RECOVERY ASSOCIATES	Financial Services	US	0.01
AEON FINANCIAL SERVICE	Financial Services	JP	0.01
EREGLI DEMIR CELIK	Basic Resources	TR	0.01
Yaskawa Electric Corp.	Industrial Goods & Services	JP	0.01
MYRIAD GENETICS	Health Care	US	0.01
PREMIER OIL	Oil & Gas	GB	0.01
Sony Financial Holdings Inc.	Insurance	JP	0.01
SINA	Technology	US	0.01
VOPAK	Industrial Goods & Services	NL	0.01
FIRST AMERICAN FINANCIAL	Insurance	US	0.01
TALKTALK TELECOM GRP	Telecommunications	GB	0.01
FLSMIDTH & COMPANY	Construction & Materials	DK	0.01
GECINA	Real Estate	FR	0.01
MOL MAGYAR OLAJ-ES GAZIPARI	Oil & Gas	HU	0.01
TURQUOISE HILL RESOURCES	Basic Resources	CA	0.01
Hakuhodo DY Holdings Inc.	Media	JP	0.01
BlueScope Steel Ltd.	Basic Resources	AU	0.01
NOVATEK Microele	Technology	TW	0.01
Nabtesco Corp.	Industrial Goods & Services	JP	0.01
MOOG 'A'	Industrial Goods & Services	US	0.01
WEST PHARM.SVS.	Health Care	US	0.01
CASTELLUM	Real Estate	SE	0.01
DLF Ltd	Real Estate	IN	0.01
SBM OFFSHORE	Oil & Gas	NL	0.01
Hiroshima Bank Ltd.	Banks	JP	0.01
AOL	Technology	US	0.01
Sumitomo Rubber Industries Ltd	Automobiles & Parts	JP	0.01
MFA FINANCIAL	Real Estate	US	0.01
Seven Bank Ltd.	Banks	JP	0.01
COSAN SA INDUSTRIA E COMERCIO	Food & Beverage	BR	0.01
GENPACT	Industrial Goods & Services	US	0.01
STIFEL FINL.	Financial Services	US	0.01
NORWEGIAN CRUISE LINE	Travel & Leisure	US	0.01
Washington Prime Group	Real Estate	US	0.01
Hitachi Metals Ltd.	Basic Resources	JP	0.01
BNI Tbk PT	Banks	ID	0.01
TURKIYE PETROL RAFIN.	Oil & Gas	TR	0.01
ENKA INSAAT	Construction & Materials	TR	0.01
LANDSTAR SYSTEM	Industrial Goods & Services	US	0.01
WILEY JOHN & SONS 'A'	Media	US	0.01
Hysan Development Co. Ltd.	Real Estate	HK	0.01
SOLARCITY	Retail	US	0.01
TMX GROUP	Financial Services	CA	0.01
DUET GRP	Utilities	AU	0.01
Nestle India	Food & Beverage	IN	0.01
PROGRESSIVE WASTE SOLUTIONS	Industrial Goods & Services	CA	0.01

⁴ Based on the last periodic review implementation

TOTAL MARKET INDICES

STOXX® GLOBAL TOTAL MARKET INDEX

Components⁴

Company	Supersector	Country	Weight (%)
MACQUARIE INFRASTRUCTURE	Industrial Goods & Services	US	0.01
Celltrion	Health Care	KR	0.01
CURTISS WRIGHT	Industrial Goods & Services	US	0.01
SP AUSNET	Utilities	AU	0.01
OFFICE DEPOT	Retail	US	0.01
ZARDOYA OTIS	Industrial Goods & Services	ES	0.01
RETAIL PROPS.OF AMERICA C.I.A	Real Estate	US	0.01
Ryohin Keikaku Co. Ltd.	Retail	JP	0.01
Air Water Inc.	Chemicals	JP	0.01
CDN.RLST.INV.TST.UNT.	Real Estate	CA	0.01
ASSOCIATED BANC-CORP	Banks	US	0.01
POST PROPERTIES	Real Estate	US	0.01
CARRIZO O&G.	Oil & Gas	US	0.01
DELUXE	Industrial Goods & Services	US	0.01
MAXIMUS	Industrial Goods & Services	US	0.01
CHINA STE.CON.INTL.HDG.	Construction & Materials	CN	0.01
Imp Desr Amr Lat	Construction & Materials	MX	0.01
Golden Agri-Resources Ltd.	Food & Beverage	SG	0.01
MACDONALD DETTWILER AND ASSO.	Industrial Goods & Services	CA	0.01
CARBO CERAMICS	Oil & Gas	US	0.01
KLABIN S.A. - PREF	Industrial Goods & Services	BR	0.01
HOME CAP.GP.'B'	Financial Services	CA	0.01
Sumitomo Heavy Industries Ltd.	Industrial Goods & Services	JP	0.01
Adani Enterprise	Industrial Goods & Services	IN	0.01
JM	Real Estate	SE	0.01
Takashimaya Co. Ltd.	Retail	JP	0.01
DISCOVERY LTD	Insurance	ZA	0.01
IDACORP	Utilities	US	0.01
BONAVISTA ENERGY CORP	Oil & Gas	CA	0.01
Hokuhoku Financial Group Inc.	Banks	JP	0.01
RHB Capital Bhd	Banks	MY	0.01
STANTEC	Industrial Goods & Services	CA	0.01
R.R. Donnelley & Sons Co.	Industrial Goods & Services	US	0.01
BRISTOW GROUP	Oil & Gas	US	0.01
HANWHA LIFE	Insurance	KR	0.01
Aeon Mall Co. Ltd.	Real Estate	JP	0.01
MEDICLINIC INTERNATIONAL	Health Care	ZA	0.01
Tosoh Corp.	Chemicals	JP	0.01
TYLER TECHNOLOGIES	Technology	US	0.01
Dongbu Insurance	Insurance	KR	0.01
STANCORP FINL.GP.	Insurance	US	0.01
MERCADOLIBRE	Retail	US	0.01
Shin Kong Finanl	Insurance	TW	0.01
TREASURY WINE ESTATES	Food & Beverage	AU	0.01
NETSUITE	Technology	US	0.01
Ansell Ltd.	Health Care	AU	0.01
BERENDSEN	Industrial Goods & Services	GB	0.01
ACKERMANS & VAN HAAREN	Financial Services	BE	0.01
HANCOCK HOLDING	Banks	US	0.01
Unilever Indonesia Tbk PT	Personal & Household Goods	ID	0.01
Metropolitan Bank & Trust	Banks	PH	0.01
Guangdong Investment Ltd.	Utilities	CN	0.01
DREAM OFFICE REIT	Real Estate	CA	0.01
Industrial Bank of Korea	Banks	KR	0.01
STADA ARZNEIMITTEL	Health Care	DE	0.01
United Tractors Tbk PT	Industrial Goods & Services	ID	0.01
BYD 'H'	Automobiles & Parts	CN	0.01
RIVERBED TECHNOLOGY	Technology	US	0.01
Ebara Corp.	Industrial Goods & Services	JP	0.01
Nisshin Seifun Group Inc.	Food & Beverage	JP	0.01
LEXMARK INTL.	Technology	US	0.01
CANADIAN WESTERN BANK	Banks	CA	0.01
GEORG FISCHER	Industrial Goods & Services	CH	0.01
EPR PROPERTIES	Real Estate	US	0.01
FONCIERE DES REGIONS	Real Estate	FR	0.01
MEN'S WEARHOUSE	Retail	US	0.01
RHOEN KLINIKUM	Health Care	DE	0.01
RYMAN HEALTHCARE	Health Care	NZ	0.01
FamilyMart Co. Ltd.	Retail	JP	0.01
KOREA AEROSPACE INDS.	Industrial Goods & Services	KR	0.01
ANHANGUERA EDU PARTICIPACOES	Retail	BR	0.01
FIRST HORIZON NATIONAL	Banks	US	0.01
DOMTAR	Basic Resources	US	0.01
IIDA GROUP HOLDINGS	Real Estate	JP	0.01

⁴ Based on the last periodic review implementation

TOTAL MARKET INDICES

STOXX® GLOBAL TOTAL MARKET INDEX

Components⁴

Company	Supersector	Country	Weight (%)
RHEINMETALL	Automobiles & Parts	DE	0.01
WEBSTER FINANCIAL	Banks	US	0.01
CON-WAY	Industrial Goods & Services	US	0.01
Shikoku Electric Power Co. Inc	Utilities	JP	0.01
Anglo Platinum Ltd	Basic Resources	ZA	0.01
LOTTE CHEMICAL CORPORATION	Chemicals	KR	0.01
HK ELECTRIC INVESTMENTS	Utilities	HK	0.01
Gunma Bank Ltd.	Banks	JP	0.01
UOL Group Ltd.	Real Estate	SG	0.01
Dowa Holdings Co. Ltd.	Basic Resources	JP	0.01
IMERYS	Basic Resources	FR	0.01
HANOVER INSURANCE GROUP	Insurance	US	0.01
YTL	Utilities	MY	0.01
TELENET GRP HLDG	Media	BE	0.01
HOSHIZAKI ELECTRIC	Industrial Goods & Services	JP	0.01
PEOPLE'S INSURANCE CO	Insurance	CN	0.01
Ibiden Co. Ltd.	Industrial Goods & Services	JP	0.01
Telekom Malaysia Bhd	Telecommunications	MY	0.01
Charoen Pokphand Foods PCL	Food & Beverage	TH	0.01
STAGECOACH GRP	Travel & Leisure	GB	0.01
EMS-CHEMIE HLDG	Chemicals	CH	0.01
PIEDMONT NATGS.	Utilities	US	0.01
Mitsui Chemicals Inc.	Chemicals	JP	0.01
SBI Holdings Inc.	Financial Services	JP	0.01
Central Pattana PCL	Real Estate	TH	0.01
TIDEWATER	Oil & Gas	US	0.01
NCC B	Construction & Materials	SE	0.01
CIVEO CORP	Oil & Gas	US	0.01
Toho Gas Co. Ltd.	Utilities	JP	0.01
BALFOUR BEATTY	Construction & Materials	GB	0.01
DECKERS OUTDOOR	Personal & Household Goods	US	0.01
Qantas Airways Ltd.	Travel & Leisure	AU	0.01
HELVETIA HLDG	Insurance	CH	0.01
Fibra Uno Administracion	Real Estate	MX	0.01
Miraca Holdings Inc.	Health Care	JP	0.01
NUTRECO	Food & Beverage	NL	0.01
KNOWLES	Industrial Goods & Services	US	0.01
PROASSURANCE	Insurance	US	0.01
GCL-Poly Energy Holdings Ltd.	Oil & Gas	CN	0.01
Banco de Credito e Inversiones	Banks	CL	0.01
NCsoft	Personal & Household Goods	KR	0.01
Kalbe Farma Tbk PT	Health Care	ID	0.01
AKER SOLUTIONS	Oil & Gas	NO	0.01
JUPITER FUND MANAGEMENT	Financial Services	GB	0.01
TREEHOUSE FOODS	Food & Beverage	US	0.01
ALLSCRIPTS HEALTHCARE SLTN.	Technology	US	0.01
Medipal Holdings Corp.	Health Care	JP	0.01
JDS UNIPHASE	Technology	US	0.01
Caltex Australia Ltd.	Oil & Gas	AU	0.01
J.C. Penney Co. Inc.	Retail	US	0.01
SOTHEBY'S	Retail	US	0.01
Yamaguchi Financial Group Inc.	Banks	JP	0.01
ANIXTER INTL.	Industrial Goods & Services	US	0.01
Orix JREIT Inc.	Real Estate	JP	0.01
TonenGeneral Sekiyu K.K.	Oil & Gas	JP	0.01
POLISH OIL AND GAS	Oil & Gas	PL	0.01
SPORTS DIRECT INTERNATIONAL	Retail	GB	0.01
FIRSTGROUP	Travel & Leisure	GB	0.01
SHAFTESBURY	Real Estate	GB	0.01
ASM Pacific Technology Ltd.	Technology	HK	0.01
KOC HLDG	Financial Services	TR	0.01
CJ CheilJedang	Food & Beverage	KR	0.01
BROWN-FORMAN 'A'	Food & Beverage	US	0.01
HYUNDAI WIA	Automobiles & Parts	KR	0.01
STOREBRAND	Insurance	NO	0.01
Promotora y Opr	Construction & Materials	MX	0.01
Korea Gas	Utilities	KR	0.01
KESKO	Retail	FI	0.01
AFREN	Oil & Gas	GB	0.01
LINAMAR	Automobiles & Parts	CA	0.01
SENSIENT TECHS.	Chemicals	US	0.01
GRUPO AERO. DEL SURESTE	Industrial Goods & Services	MX	0.01
UBM	Media	GB	0.01
Empresas CMPC SA	Basic Resources	CL	0.01

⁴ Based on the last periodic review implementation

TOTAL MARKET INDICES

STOXX® GLOBAL TOTAL MARKET INDEX

Components⁴

Company	Supersector	Country	Weight (%)
RMB Holdings Ltd	Banks	ZA	0.01
SUNSTONE HTL.INVRS.	Real Estate	US	0.01
Esprit Holdings Ltd.	Retail	HK	0.01
YPF	Oil & Gas	AR	0.01
INTERMEDIATE CAPITAL GRP	Financial Services	GB	0.01
First Pacific Co. Ltd.	Food & Beverage	HK	0.01
CITIC Pacific Ltd.	Industrial Goods & Services	CN	0.01
UNIPOLSAI	Insurance	IT	0.01
PPB Group Bhd	Food & Beverage	MY	0.01
BLACK HILLS	Utilities	US	0.01
HYATT HOTELS CL.A	Travel & Leisure	US	0.01
KAKAKU.COM	Retail	JP	0.01
WOLVERINE WWD.	Personal & Household Goods	US	0.01
Taiyo Nippon Sanso Corp.	Chemicals	JP	0.01
FELDA GLOBAL VENT.HDG.	Food & Beverage	MY	0.01
Mitsubishi Gas Chemical Co. In	Chemicals	JP	0.01
FRONTIER RLST.INV.	Real Estate	JP	0.01
WENDY'S/ARBY'S GROUP	Travel & Leisure	US	0.01
Petronas Gas BHD	Oil & Gas	MY	0.01
GROUPON	Media	US	0.01
POOL	Personal & Household Goods	US	0.01
GLANBIA	Food & Beverage	IE	0.01
EVONIK INDUSTRIES	Chemicals	DE	0.01
FRESNILLO	Basic Resources	GB	0.01
CASEY'S GENERAL STORES	Retail	US	0.01
CAVIUM	Technology	US	0.01
CoreLogic Inc.	Industrial Goods & Services	US	0.01
Time Inc.	Media	US	0.01
PORTLAND GEN.ELEC.	Utilities	US	0.01
Country Garden Holdings Co. Lt	Real Estate	CN	0.01
GUIDEWIRE SOFTWARE	Technology	US	0.01
LUNDIN MINING	Basic Resources	CA	0.01
Aristocrat Leisure Ltd.	Travel & Leisure	AU	0.01
LEONI	Industrial Goods & Services	DE	0.01
Samsung Sec	Financial Services	KR	0.01
Samsung Eng	Construction & Materials	KR	0.01
NEOPOST	Technology	FR	0.01
SPRINGER (AXEL)	Media	DE	0.01
TOYO SEIKAN GROUP HOLDINGS	Industrial Goods & Services	JP	0.01
KLCC PROPERTY HOLDINGS	Real Estate	MY	0.01
BANK OF HAWAII	Banks	US	0.01
Gold Fields Ltd	Basic Resources	ZA	0.01
LEXINGTON REALTY TRUST	Real Estate	US	0.01
OC OERLIKON	Industrial Goods & Services	CH	0.01
SembCorp Marine Ltd.	Oil & Gas	SG	0.01
EUROFINS SCIENTIFIC	Health Care	FR	0.01
CHAS.RVR.LABS.INTL.	Health Care	US	0.01
BRUKER	Health Care	US	0.01
Olam International Ltd.	Food & Beverage	SG	0.01
NESTE OIL	Oil & Gas	FI	0.01
BIG LOTS	Retail	US	0.01
CHICO'S FAS	Retail	US	0.01
TELECITY GRP	Technology	GB	0.01
TRIQUINT SEMICONDUCTOR	Technology	US	0.01
Cairn India Ltd	Oil & Gas	IN	0.01
GATX	Industrial Goods & Services	US	0.01
FRAPORT	Industrial Goods & Services	DE	0.01
AMOREG	Personal & Household Goods	KR	0.01
MGM CHINA HOLDINGS	Travel & Leisure	HK	0.01
Hokuriku Electric Power Co.	Utilities	JP	0.01
DCT INDUSTRIAL TRUST	Real Estate	US	0.01
MULLEN GROUP	Industrial Goods & Services	CA	0.01
Advantech	Technology	TW	0.01
HELIX ENERGY SLTN.GP.	Oil & Gas	US	0.01
Indocement Tunggal Prakarsa Tb	Construction & Materials	ID	0.01
PARGESA	Financial Services	CH	0.01
GIANT MFG	Personal & Household Goods	TW	0.01
RICHTER GEDEON	Health Care	HU	0.01
JACK IN THE BOX	Travel & Leisure	US	0.01
Bharat Heavy Electricals Ltd	Industrial Goods & Services	IN	0.01
Sihuan Pharm	Health Care	HK	0.01
Gamuda Bhd	Construction & Materials	MY	0.01
Kurita Water Industries Ltd.	Industrial Goods & Services	JP	0.01
LPP	Personal & Household Goods	PL	0.01

⁴ Based on the last periodic review implementation

TOTAL MARKET INDICES

STOXX® GLOBAL TOTAL MARKET INDEX

Components⁴

Company	Supersector	Country	Weight (%)
GS Yuasa Corp.	Automobiles & Parts	JP	0.01
REDEFINE PROPERTIES	Real Estate	ZA	0.01
GAMESA	Oil & Gas	ES	0.01
INTESA SANPAOLO RNC	Banks	IT	0.01
TCF FINANCIAL	Banks	US	0.01
Leighton Holdings Ltd.	Construction & Materials	AU	0.01
Citizen Holdings Co. Ltd.	Personal & Household Goods	JP	0.01
AZIMUT HLDG	Financial Services	IT	0.01
MISC Bhd	Industrial Goods & Services	MY	0.01
BRIT.AMER.TO.B.(MALAYSIA)	Personal & Household Goods	MY	0.01
CALLOWAY RLST.IT.UNITS	Real Estate	CA	0.01
SECURE ENERGY SERVICES	Oil & Gas	CA	0.01
GEO GROUP	Real Estate	US	0.01
Grupo Carso SAB de CV	Industrial Goods & Services	MX	0.01
Zee Entertainment	Media	IN	0.01
HAWAIIAN ELEC.INDS.	Utilities	US	0.01
UNIT	Oil & Gas	US	0.01
VISCOFAN	Food & Beverage	ES	0.01
TATA MOTORS A	Industrial Goods & Services	IN	0.01
Marui Group Co. Ltd.	Retail	JP	0.01
FULLER 'H' 'B'	Chemicals	US	0.01
Mabuchi Motor Co. Ltd.	Industrial Goods & Services	JP	0.01
GUNGHO ONLINE ENTM.	Personal & Household Goods	JP	0.01
NICE Systems Ltd	Technology	IL	0.01
CORPORATE OFFICE PROPS. TST.	Real Estate	US	0.01
INTOUCH HOLDINGS	Technology	TH	0.01
SCOTTS MIRACLE-GRO	Personal & Household Goods	US	0.01
ICA GRUPPEN	Retail	SE	0.01
DIAMONDROCK HOSPITALITY	Real Estate	US	0.01
BALLY TECHNOLOGIES	Travel & Leisure	US	0.01
TPK HOLDING	Industrial Goods & Services	TW	0.01
BILLERUDKORSNAS	Basic Resources	SE	0.01
Yes Bank	Banks	IN	0.01
Truworths International Ltd	Retail	ZA	0.01
DeVry Education Group Inc	Retail	US	0.01
VICTREX	Chemicals	GB	0.01
JETBLUE AIRWAYS	Travel & Leisure	US	0.01
TSINGTAO BREWERY H	Food & Beverage	CN	0.01
ALSEA	Travel & Leisure	MX	0.01
TRICAN WELL SER.	Oil & Gas	CA	0.01
BIO-RAD LABORATORIES 'A'	Health Care	US	0.01
RYMAN HOSPITALITY PROPERTIES	Real Estate	US	0.01
UNS ENERGY CORP	Utilities	US	0.01
Indofood Sukses Makmur Tbk PT	Food & Beverage	ID	0.01
Ggzhou Auto Grp 'H'	Automobiles & Parts	CN	0.01
DIEBOLD	Technology	US	0.01
BPOST SA	Industrial Goods & Services	BE	0.01
SUN ART RETAIL GRP	Retail	CN	0.01
Tata Power	Utilities	IN	0.01
ORPEA	Health Care	FR	0.01
Shimadzu Corp.	Industrial Goods & Services	JP	0.01
Shangri-La Asia Ltd.	Travel & Leisure	HK	0.01
CHAILEASE HOLDING	Financial Services	TW	0.01
CHART INDUSTRIES	Oil & Gas	US	0.01
Advanced Micro Devices Inc.	Technology	US	0.01
CHEMTURA	Chemicals	US	0.01
BEIJING ENTS.WATER GROUP	Utilities	CN	0.01
AARON'S	Retail	US	0.01
Nissan Chemical Industries Ltd	Chemicals	JP	0.01
JCDECAUX	Media	FR	0.01
IJM Corp BHD	Construction & Materials	MY	0.01
Mitsubishi Logistics Corp.	Industrial Goods & Services	JP	0.01
ROVI	Technology	US	0.01
Yokohama Rubber Co. Ltd.	Automobiles & Parts	JP	0.01
DAVIDE CAMPARI	Food & Beverage	IT	0.01
IPG PHOTONICS	Industrial Goods & Services	US	0.01
Haseko Corp.	Construction & Materials	JP	0.01
EURONET WW.D.	Industrial Goods & Services	US	0.01
NWS HOLDINGS	Construction & Materials	HK	0.01
Organizacion Soriana SAB de CV	Retail	MX	0.01
HAIER ELECTRONICS GP.	Personal & Household Goods	CN	0.01
Totvs	Technology	BR	0.01
Shimamura Co. Ltd.	Retail	JP	0.01
HEALTHCARE REAL.TST.	Real Estate	US	0.01

⁴ Based on the last periodic review implementation

TOTAL MARKET INDICES

STOXX® GLOBAL TOTAL MARKET INDEX

Components⁴

Company	Supersector	Country	Weight (%)
CCL INDS.'B'	Industrial Goods & Services	CA	0.01
KRKA	Health Care	SI	0.01
MICROSEMI	Technology	US	0.01
Konami Corp.	Personal & Household Goods	JP	0.01
KINGSPAN GRP	Construction & Materials	IE	0.01
TELEPHONE & DATA SYS.	Telecommunications	US	0.01
CHINA RESOURCES GAS GP.	Utilities	CN	0.01
HOME RETAIL GRP	Retail	GB	0.01
COSAN A	Food & Beverage	US	0.01
Ambuja Cem	Construction & Materials	IN	0.01
SOLARWINDS	Technology	US	0.01
HUHTAMAKI	Industrial Goods & Services	FI	0.01
AMER SPORTS	Personal & Household Goods	FI	0.01
CINEPLEX INC	Travel & Leisure	CA	0.01
BRANDYWINE REAL.TST.SHBI NEW	Real Estate	US	0.01
CARILLION	Industrial Goods & Services	GB	0.01
TEEKAY	Industrial Goods & Services	US	0.01
JOLLIBEE FOODS	Travel & Leisure	PH	0.01
PORTUGAL TELECOM	Telecommunications	PT	0.01
MINERA FRISCO	Basic Resources	MX	0.01
Yue Yuen Industrial (Holdings)	Personal & Household Goods	HK	0.01
TABCorp Holdings Ltd.	Travel & Leisure	AU	0.01
DKSH HOLDING	Industrial Goods & Services	CH	0.01
UMB FINL.	Banks	US	0.01
SOVRAN SELF STORAGE	Real Estate	US	0.01
PETROLEUM GEO-SERVICES	Oil & Gas	NO	0.01
INTERNATIONAL PERSONAL FINANCE	Financial Services	GB	0.01
FLIGHT CENTRE TRAVEL GROUP	Travel & Leisure	AU	0.01
FULTON FINANCIAL	Banks	US	0.01
TOPDANMARK	Insurance	DK	0.01
Nomura Real Estate Holdings In	Real Estate	JP	0.01
NOK Corp.	Automobiles & Parts	JP	0.01
ACERINOX	Basic Resources	ES	0.01
ACCIONA S.A.	Construction & Materials	ES	0.01
China National 'H'	Construction & Materials	CN	0.01
INDUSTRIVARDEN C	Financial Services	SE	0.01
Idemitsu Kosan Co. Ltd.	Oil & Gas	JP	0.01
Misumi Group Inc.	Industrial Goods & Services	JP	0.01
Nippon Kayaku Co. Ltd.	Chemicals	JP	0.01
WS ATKINS	Industrial Goods & Services	GB	0.01
SOUTHWEST GAS	Utilities	US	0.01
WHITE MOUNTAINS IN.GP.	Insurance	US	0.01
Alps Electric Co. Ltd.	Industrial Goods & Services	JP	0.01
BOARDWALK RLST.INV.TST.	Real Estate	CA	0.01
TRYG	Insurance	DK	0.01
Charoen Pokphand Indonesia Tbk	Food & Beverage	ID	0.01
EL PUERTO DE LIVERPOOL	Retail	MX	0.01
CapitaCommercial Trust	Real Estate	SG	0.01
China Life TW	Insurance	TW	0.01
INVESCO MORTGAGE CAPITAL	Real Estate	US	0.01
Obic Co. Ltd.	Technology	JP	0.01
PUREGOLD PRICE CLUB	Retail	PH	0.01
COVANTA HOLDING	Industrial Goods & Services	US	0.01
BCA POPOLARE DI SONDRIO	Banks	IT	0.01
MANILA ELECTRIC	Utilities	PH	0.01
QINETIQ GRP	Industrial Goods & Services	GB	0.01
MICHAEL PAGE INTERNATIONAL	Industrial Goods & Services	GB	0.01
Doosan	Construction & Materials	KR	0.01
ACTUANT 'A'	Industrial Goods & Services	US	0.01
LIONS GATE ENTERTAINMENT GRP	Media	CA	0.01
Localiza Rnt Car	Retail	BR	0.01
Punjab Nat Bk	Banks	IN	0.01
GAMING AND LEISURE PROPERTIES	Real Estate	US	0.01
IDFC	Financial Services	IN	0.01
Sinopharm Group 'H'	Health Care	CN	0.01
BBA AVIATION	Industrial Goods & Services	GB	0.01
CJ Corp	Food & Beverage	KR	0.01
Kamigumi Co. Ltd.	Industrial Goods & Services	JP	0.01
DH CORP	Industrial Goods & Services	CA	0.01
JARDINE LLOYD THOMPSON	Insurance	GB	0.01
WPG Hldgs	Technology	TW	0.01
Sankyo Co. Ltd. (6417)	Travel & Leisure	JP	0.01
NEW JERSEY RES.	Utilities	US	0.01
CANADIAN APARTMENT PROP REIT	Real Estate	CA	0.01

⁴ Based on the last periodic review implementation

TOTAL MARKET INDICES

STOXX® GLOBAL TOTAL MARKET INDEX

Components⁴

Company	Supersector	Country	Weight (%)
INTRUM JUSTITIA	Financial Services	SE	0.01
SINO BIOPHM.	Health Care	CN	0.01
ELEMENT FINANCIAL	Financial Services	CA	0.01
HILL-ROM HOLDINGS	Health Care	US	0.01
WASH.FED.COM.	Banks	US	0.01
J2 GLOBAL	Technology	US	0.01
Fibra Celulose SA	Basic Resources	BR	0.01
Cementos Argos SA	Construction & Materials	CO	0.01
CGG	Oil & Gas	FR	0.01
MORPHOSYS	Health Care	DE	0.01
MODERN TIMES GRP B	Media	SE	0.01
NTN Corp.	Industrial Goods & Services	JP	0.01
Keihan Electric Railway Co. Lt	Travel & Leisure	JP	0.01
SKY NETWORK TELEVISION	Media	NZ	0.01
WILLIAM DEMANT	Health Care	DK	0.01
AVEVA GRP	Technology	GB	0.01
Cosco Pacific Ltd.	Industrial Goods & Services	CN	0.01
BANCORPSOUTH	Banks	US	0.01
RF MICRO DEVICES	Technology	US	0.01
MINERALS TECHS.	Chemicals	US	0.01
BUCHER INDUSTRIES	Industrial Goods & Services	CH	0.01
VAIL RESORTS	Travel & Leisure	US	0.01
Teijin Ltd.	Chemicals	JP	0.01
DRAGON OIL PLC	Oil & Gas	IE	0.01
CIENA	Technology	US	0.01
WORTHINGTON INDS.	Basic Resources	US	0.01
TECH DATA	Technology	US	0.01
Showa Shell Sekiyu K.K.	Oil & Gas	JP	0.01
STONE ENERGY	Oil & Gas	US	0.01
LADBROKES	Travel & Leisure	GB	0.01
DSW 'A'	Retail	US	0.01
HITTITE MICROWAVE	Technology	US	0.01
PNM RES.	Utilities	US	0.01
MMI HOLDINGS	Insurance	ZA	0.01
ASHMORE GRP	Financial Services	GB	0.01
BODYCOTE	Industrial Goods & Services	GB	0.01
FLUGHAFEN ZURICH	Industrial Goods & Services	CH	0.01
Metcash Ltd.	Retail	AU	0.01
C&C GRP	Food & Beverage	IE	0.01
ENDURANCE SPY.HDG.	Insurance	US	0.01
ROLLINS	Retail	US	0.01
Yamazaki Baking Co. Ltd.	Food & Beverage	JP	0.01
SILGAN HDG.	Industrial Goods & Services	US	0.01
TEMENOS GRP	Technology	CH	0.01
HIWIN Tech	Industrial Goods & Services	TW	0.01
CALBEE	Food & Beverage	JP	0.01
ANADOLU EFES	Food & Beverage	TR	0.01
RENESAS ELECTRONICS	Technology	JP	0.01
Ls	Industrial Goods & Services	KR	0.01
Synnex	Technology	TW	0.01
AIR CANADA B	Travel & Leisure	CA	0.01
CHEESECAKE FACTORY	Travel & Leisure	US	0.01
ATHABASCA OIL CORP	Oil & Gas	CA	0.01
NIPPON PAPER INDUSTRIES	Basic Resources	JP	0.01
USG	Construction & Materials	US	0.01
GRUPOSURA - Pref	Financial Services	CO	0.01
NIHON KOHDEN	Health Care	JP	0.01
OMV PETROM	Oil & Gas	RO	0.01
CORPORATE EXEC.BOARD	Industrial Goods & Services	US	0.01
Nippon Electric Glass Co. Ltd.	Industrial Goods & Services	JP	0.01
SAWAI PHARMACEUTICAL	Health Care	JP	0.01
ALLIED PROPERTIES REIT	Real Estate	CA	0.01
Teco Electric	Personal & Household Goods	TW	0.01
CORONATION FD.MGRS.	Financial Services	ZA	0.01
ECHOSTAR	Technology	US	0.01
Sojitz Corp.	Industrial Goods & Services	JP	0.01
PAN AMER.SILV. (NAS)	Basic Resources	CA	0.01
DEUTSCHE EUROSHP	Real Estate	DE	0.01
ICONIX BRAND GROUP	Personal & Household Goods	US	0.01
MANITOBA TELC.SVS.	Telecommunications	CA	0.01
ULTRA ELECTRONICS	Industrial Goods & Services	GB	0.01
OWENS & MINOR	Health Care	US	0.01
Shimao Property Holdings Ltd.	Real Estate	CN	0.01
HEXPOL 'B'	Chemicals	SE	0.01

⁴ Based on the last periodic review implementation

TOTAL MARKET INDICES

STOXX® GLOBAL TOTAL MARKET INDEX

Components⁴

Company	Supersector	Country	Weight (%)
REMY COINTREAU	Food & Beverage	FR	0.01
CARSALES.COM	Media	AU	0.01
Kerry Properties Ltd.	Real Estate	HK	0.01
UNITED BANKSHARES	Banks	US	0.01
THOR INDUSTRIES	Personal & Household Goods	US	0.01
Nippon Shokubai Co. Ltd.	Chemicals	JP	0.01
ECHO ENTERTAINMENT GROUP	Travel & Leisure	AU	0.01
Cliffs Natural Resources Inc.	Basic Resources	US	0.01
JAPAN AIRPORT TERM.	Industrial Goods & Services	JP	0.01
ASCENA RETAIL GROUP	Retail	US	0.01
BEAZLEY	Insurance	GB	0.01
ELEMENTIS	Chemicals	GB	0.01
ORANGE POLSKA	Telecommunications	PL	0.01
RITCHIE BROS.AUCTIONEERS (NYS)	Industrial Goods & Services	CA	0.01
Corpbanca	Banks	CL	0.01
OPENTABLE	Retail	US	0.01
VTECH Holdings Ltd.	Technology	HK	0.01
DIC Corp.	Chemicals	JP	0.01
Nankai Electric Railway Co. Lt	Travel & Leisure	JP	0.01
MELCO INTL.DEV.	Travel & Leisure	HK	0.01
ENERGY XXI (BERMUDA)	Oil & Gas	US	0.01
Paradise	Travel & Leisure	KR	0.01
AMERCO	Retail	US	0.01
NEW WH SMITH	Retail	GB	0.01
TSURUHA HOLDINGS	Retail	JP	0.01
TUI	Travel & Leisure	DE	0.01
WGL HDG.	Utilities	US	0.01
OLIN	Chemicals	US	0.01
HARSCO	Industrial Goods & Services	US	0.00
POLYPORE INTERNATIONAL	Chemicals	US	0.00
LG Uplus	Telecommunications	KR	0.00
Maruichi Steel Tube Ltd.	Basic Resources	JP	0.00
DIALOG GROUP	Oil & Gas	MY	0.00
PCCW	Telecommunications	HK	0.00
Wistron	Technology	TW	0.00
GERRESHEIMER	Health Care	DE	0.00
FISHER & PAYKEL HLTHCR.	Health Care	NZ	0.00
TAHOE RESOURCES	Basic Resources	CA	0.00
DUERR	Industrial Goods & Services	DE	0.00
OPHIR ENERGY PLC	Oil & Gas	GB	0.00
COMMVault SYSTEMS	Technology	US	0.00
Hopewell Holdings Ltd.	Real Estate	HK	0.00
ZEON	Chemicals	JP	0.00
Comsys Holdings Corp.	Construction & Materials	JP	0.00
HALCON RESOURCES	Oil & Gas	US	0.00
COMPUWARE	Technology	US	0.00
TURK HAVA YOLLARI	Travel & Leisure	TR	0.00
PARK24	Retail	JP	0.00
DIGITALGLOBE	Industrial Goods & Services	US	0.00
JIANGXI COPPER H	Basic Resources	CN	0.00
RUBIS	Utilities	FR	0.00
WATSCO	Construction & Materials	US	0.00
POLYUS GOLD INTL	Basic Resources	GB	0.00
INTEGRATED DEVICE TECH.	Technology	US	0.00
GENTERA	Banks	MX	0.00
ALL AMERICA	Industrial Goods & Services	BR	0.00
SOFINA	Financial Services	BE	0.00
FAURECIA	Automobiles & Parts	FR	0.00
VIETNAM DAIRY PRODUCTS	Food & Beverage	VN	0.00
KINGSOFT	Personal & Household Goods	HK	0.00
MBANK	Banks	PL	0.00
CABLE & WIRELESS COMMUNICATION	Telecommunications	GB	0.00
SUZANO PAPEL S.A. - PREF	Basic Resources	BR	0.00
RUSHYDRO	Utilities	RU	0.00
TELEFONICA DEUTSCHLAND	Telecommunications	DE	0.00
SOFTWARE	Technology	DE	0.00
FAIR ISAAC	Technology	US	0.00
PHILIPPINE NAT.BK.	Banks	PH	0.00
Hyundai Dept	Retail	KR	0.00
Tractebel Energia SA	Utilities	BR	0.00
Eclat Textile	Personal & Household Goods	TW	0.00
HAVAS	Media	FR	0.00
MEDICAL PROPERTIES TRUST	Real Estate	US	0.00
DNO ASA	Oil & Gas	NO	0.00

⁴ Based on the last periodic review implementation

TOTAL MARKET INDICES

STOXX® GLOBAL TOTAL MARKET INDEX

Components⁴

Company	Supersector	Country	Weight (%)
CONVERGYS	Industrial Goods & Services	US	0.00
Daelim Ind	Construction & Materials	KR	0.00
Essar Oil	Oil & Gas	IN	0.00
HANKOOK TIRE WORLDWIDE	Automobiles & Parts	KR	0.00
Foxconn Tech	Industrial Goods & Services	TW	0.00
HUNTING	Oil & Gas	GB	0.00
FNB	Banks	US	0.00
REA GROUP	Real Estate	AU	0.00
Seino Holdings Co. Ltd.	Industrial Goods & Services	JP	0.00
Showa Denko K.K.	Chemicals	JP	0.00
LANCASHIRE HOLDINGS	Insurance	GB	0.00
COMINAR REIT	Real Estate	CA	0.00
LETS GOWEX	Telecommunications	ES	0.00
WACKER CHEMIE	Chemicals	DE	0.00
NEW YORK TIMES 'A'	Media	US	0.00
Disco Corp.	Industrial Goods & Services	JP	0.00
COMMERCIAL MTLs.	Basic Resources	US	0.00
GLACIER BANCORP	Banks	US	0.00
ASM INTERNATIONAL	Technology	NL	0.00
Chiyoda Corp.	Industrial Goods & Services	JP	0.00
AMER.EAG.OUTFITTERS	Retail	US	0.00
TELEKOM AUSTRIA	Telecommunications	AT	0.00
APPLIED INDUSTRIAL TECH	Industrial Goods & Services	US	0.00
Glory Ltd.	Industrial Goods & Services	JP	0.00
GRAN TIERRA ENERGY (TSE)	Oil & Gas	US	0.00
SWIRE PACIFIC 'B'	Industrial Goods & Services	HK	0.00
SOHGO SECURITIES	Industrial Goods & Services	JP	0.00
QUEBECOR 'B'	Industrial Goods & Services	CA	0.00
TF1	Media	FR	0.00
Epistar	Technology	TW	0.00
IMPAX LABORATORIES	Health Care	US	0.00
UIL HOLDINGS	Utilities	US	0.00
MRC GLOBAL	Oil & Gas	US	0.00
INDRA SISTEMAS	Technology	ES	0.00
Shriram Transprt	Financial Services	IN	0.00
SWEDISH ORPHAN BIOVITRUM	Health Care	SE	0.00
HEALTHCARE SERVICES GRP	Health Care	US	0.00
BP PRUDHOE BAY RTY.TST.	Oil & Gas	US	0.00
AIRPORTS OF THAILAND	Industrial Goods & Services	TH	0.00
AAREAL BANK	Financial Services	DE	0.00
DMG MORI SEIKI	Industrial Goods & Services	DE	0.00
Aurobindo Pharm	Health Care	IN	0.00
BB BIOTECH	Health Care	CH	0.00
Primary Health Care Ltd.	Health Care	AU	0.00
MENTOR GRAPHICS	Technology	US	0.00
SEB	Personal & Household Goods	FR	0.00
Hitachi Construction Machinery	Industrial Goods & Services	JP	0.00
LOUISIANA PACIFIC	Construction & Materials	US	0.00
VIENNA INSURANCE	Insurance	AT	0.00
CANADIAN ENERGY SERVICES	Oil & Gas	CA	0.00
POSTNL	Industrial Goods & Services	NL	0.00
Metal Gerdau	Basic Resources	BR	0.00
LITTELFUSE	Industrial Goods & Services	US	0.00
Doosan Heavy Industries and Co	Oil & Gas	KR	0.00
STRAUMANN	Health Care	CH	0.00
CAIRN ENERGY	Oil & Gas	GB	0.00
IBERIABANK	Banks	US	0.00
Kewpie Corp.	Food & Beverage	JP	0.00
MICRO FOCUS INTERNATIONAL	Technology	GB	0.00
Kobayashi Pharmaceutical Co. L	Health Care	JP	0.00
MITIE GRP	Industrial Goods & Services	GB	0.00
NAMPAK	Industrial Goods & Services	ZA	0.00
CARPHONE WAREHOUSE GRP	Retail	GB	0.00
REGUS	Industrial Goods & Services	GB	0.00
Banco de Chile	Banks	CL	0.00
Perpetual Ltd.	Financial Services	AU	0.00
INVESTEC	Financial Services	ZA	0.00
CATHAY GEN.BANCORP	Banks	US	0.00
Dabur India	Personal & Household Goods	IN	0.00
BEACH ENERGY	Oil & Gas	AU	0.00
COCA-COLA EAST JAPAN	Food & Beverage	JP	0.00
Bank of Baroda	Banks	IN	0.00
DIALOG SEMICON	Technology	DE	0.00
COFINIMMO	Real Estate	BE	0.00

⁴ Based on the last periodic review implementation

TOTAL MARKET INDICES

STOXX® GLOBAL TOTAL MARKET INDEX

Components⁴

Company	Supersector	Country	Weight (%)
SUPERVALU	Retail	US	0.00
TECNICAS REUNIDAS	Oil & Gas	ES	0.00
Acer Inc	Technology	TW	0.00
PLAT.UNDERWRITERS HDG.	Insurance	US	0.00
Sky City Entertainment Group L	Travel & Leisure	NZ	0.00
CPFL Energia SA	Utilities	BR	0.00
SUGI HOLDINGS	Retail	JP	0.00
RESTAURANT GRP	Travel & Leisure	GB	0.00
Kaneka Corp.	Chemicals	JP	0.00
WIENERBERGER	Construction & Materials	AT	0.00
Gudang Garam Tbk PT	Personal & Household Goods	ID	0.00
ACTIVIA PROPERTIES	Real Estate	JP	0.00
FAIRCHILD SEMICON.INTL. 'A'	Technology	US	0.00
HILLENBRAND	Retail	US	0.00
PLASTIC OMNIUM	Automobiles & Parts	FR	0.00
TRILOGY ENERGY TRUST	Oil & Gas	CA	0.00
CELESTICA SBVTG.SHS.	Industrial Goods & Services	CA	0.00
FIRST FINL.BKSH.	Banks	US	0.00
Acom Co. Ltd.	Financial Services	JP	0.00
OUTOKUMPU	Basic Resources	FI	0.00
GLP J-REIT	Real Estate	JP	0.00
CHINA RAILWAY GROUP H	Construction & Materials	CN	0.00
Bharat Petroleum	Oil & Gas	IN	0.00
ENSIGN EN.SVS.	Oil & Gas	CA	0.00
INTERSIL 'A'	Technology	US	0.00
INTL.RECTIFIER	Technology	US	0.00
DULUXGROUP	Construction & Materials	AU	0.00
NIBE INDUSTRIER B	Construction & Materials	SE	0.00
ALLETE	Utilities	US	0.00
STILLWATER MINING	Basic Resources	US	0.00
CITIC SECURITIES 'H'	Financial Services	CN	0.00
Cheil Worldwide	Media	KR	0.00
LOGITECH INTERNATIONAL	Technology	CH	0.00
HOCHTIEF	Construction & Materials	DE	0.00
SANRIO	Personal & Household Goods	JP	0.00
CHINA COAL ENERGY 'H'	Basic Resources	CN	0.00
NAVISTAR INTL.	Industrial Goods & Services	US	0.00
DOLBY LABORATORIES 'A'	Media	US	0.00
WERELDHAVE	Real Estate	NL	0.00
ADANI PORTS SEZ	Industrial Goods & Services	IN	0.00
Samsung Techwin	Industrial Goods & Services	KR	0.00
HONG LEONG BANK	Banks	MY	0.00
SINGAPORE POST	Industrial Goods & Services	SG	0.00
Kawasaki Kisen Kaisha Ltd.	Industrial Goods & Services	JP	0.00
INVESTA OFFICE FUND	Real Estate	AU	0.00
77 Bank Ltd.	Banks	JP	0.00
VISHAY INTERTECHNOLOGY	Industrial Goods & Services	US	0.00
ELECTROCOMPONENTS	Industrial Goods & Services	GB	0.00
THORATEC	Health Care	US	0.00
PRIVATEBANCORP	Banks	US	0.00
MASAN GROUP	Financial Services	VN	0.00
Kumho	Chemicals	KR	0.00
PLANTRONICS	Technology	US	0.00
Titan Co Ltd	Personal & Household Goods	IN	0.00
DUNELM GROUP	Retail	GB	0.00
VALLEY NATIONAL BANCORP	Banks	US	0.00
CHINA VANKE 'B'	Real Estate	CN	0.00
Nishi-Nippon City Bank Ltd.	Banks	JP	0.00
GROUP 1 AUTOMOTIVE	Retail	US	0.00
STEVEN MADDEN	Personal & Household Goods	US	0.00
Hyundai Mar&Fire	Insurance	KR	0.00
SAAB B	Industrial Goods & Services	SE	0.00
PHOENIX GROUP HDG.	Insurance	GB	0.00
JAPAN LOGISTICS FUND	Real Estate	JP	0.00
SYDBANK	Banks	DK	0.00
SUSQUEHANNA BCSH.	Banks	US	0.00
MONDI	Basic Resources	ZA	0.00
PIGEON	Personal & Household Goods	JP	0.00
Sumitomo Forestry Co. Ltd.	Personal & Household Goods	JP	0.00
GRAFTON GRP	Industrial Goods & Services	GB	0.00
Hyundai Dvlp	Construction & Materials	KR	0.00
PROSEGUR	Industrial Goods & Services	ES	0.00
Daido Steel Co. Ltd.	Basic Resources	JP	0.00
EASTGROUP PROPS.	Real Estate	US	0.00

⁴ Based on the last periodic review implementation

TOTAL MARKET INDICES

STOXX® GLOBAL TOTAL MARKET INDEX

Components⁴

Company	Supersector	Country	Weight (%)
CENTURY TOKYO LEASING	Industrial Goods & Services	JP	0.00
TADANO	Industrial Goods & Services	JP	0.00
HATTERAS FINANCIAL	Real Estate	US	0.00
BTS Group Holdings PCL	Real Estate	TH	0.00
VIASAT	Technology	US	0.00
PANALPINA	Industrial Goods & Services	CH	0.00
Shree Cement Ltd	Construction & Materials	IN	0.00
MEDIASET ESPANA COMUNICACION	Media	ES	0.00
ATTIJARIWABA BANK	Banks	MA	0.00
SBERBANK PREF.	Banks	RU	0.00
COOPER TIRE & RUB.	Automobiles & Parts	US	0.00
PZ CUSSONS	Personal & Household Goods	GB	0.00
INTERDIGITAL	Technology	US	0.00
AVISTA	Utilities	US	0.00
TIETO	Technology	FI	0.00
MACK CALI REAL.	Real Estate	US	0.00
CAPITAL POWER	Utilities	CA	0.00
Keppel Land Ltd.	Real Estate	SG	0.00
GENESCO	Retail	US	0.00
SAPIENT	Technology	US	0.00
TOKYO BCAST.SY.HDG.	Media	JP	0.00
ARCADIS	Industrial Goods & Services	NL	0.00
SPARK INFRASTRUCTURE GRP	Utilities	AU	0.00
FABEGE	Real Estate	SE	0.00
LIFETIME FITNESS	Travel & Leisure	US	0.00
STARHUB	Telecommunications	SG	0.00
RATOS B	Financial Services	SE	0.00
Sibanye Gold	Basic Resources	ZA	0.00
TECHNICOLOR	Media	FR	0.00
Ezaki Glico Co. Ltd.	Food & Beverage	JP	0.00
B2GOLD	Basic Resources	CA	0.00
DETOUR GOLD	Basic Resources	CA	0.00
NHK Spring Co. Ltd.	Automobiles & Parts	JP	0.00
NOMURA REIT.MASTER FUND	Real Estate	JP	0.00
RUSSEL METALS	Basic Resources	CA	0.00
NAVITAS	Retail	AU	0.00
HSN	Retail	US	0.00
MERLIN ENTERTAINMENTS	Travel & Leisure	GB	0.00
SUMITOMO DAINIPPON PHARMA CO	Health Care	JP	0.00
POLYMETAL INTERNATIONAL	Basic Resources	GB	0.00
Godrej Cp	Personal & Household Goods	IN	0.00
SENIOR	Industrial Goods & Services	GB	0.00
ACC	Construction & Materials	IN	0.00
XERO	Technology	NZ	0.00
David Jones Ltd.	Retail	AU	0.00
FINISAR	Technology	US	0.00
NATIONAL EXPRESS GRP	Travel & Leisure	GB	0.00
FOSUN INTERNATIONAL	Basic Resources	CN	0.00
Global Telecom Holding	Telecommunications	EG	0.00
EVERGRANDE REAL EST.GP.	Real Estate	CN	0.00
Advantest Corp.	Technology	JP	0.00
TRANSFORCE	Industrial Goods & Services	CA	0.00
YANGZHIJIANG SHIPBUILDING	Industrial Goods & Services	SG	0.00
NORTHWESTERN	Utilities	US	0.00
ERIE INDEMNITY 'A'	Insurance	US	0.00
KABA	Industrial Goods & Services	CH	0.00
ANN TAYLOR STORES	Retail	US	0.00
MSA Safety Inc	Industrial Goods & Services	US	0.00
Semiconductor Manufacturing In	Technology	CN	0.00
HIKARI TSUSHIN	Telecommunications	JP	0.00
GRUPO AERO. PACIFICO	Industrial Goods & Services	MX	0.00
ARUBA NETWORKS	Technology	US	0.00
Banpu PCL	Basic Resources	TH	0.00
McDonald's Holdings Co. (Japan	Travel & Leisure	JP	0.00
SIG	Industrial Goods & Services	GB	0.00
TOYO TIRE & RUB.	Automobiles & Parts	JP	0.00
CRACKER BARREL OLD CTRY. STORE	Travel & Leisure	US	0.00
CORUS ENTM.'B' NON VTG.	Media	CA	0.00
TAURON	Utilities	PL	0.00
HERMAN MILLER	Personal & Household Goods	US	0.00
JANUS CAPITAL GP.	Financial Services	US	0.00
BANREGIO	Banks	MX	0.00
JSW ENERGY	Utilities	IN	0.00
CONVERSANT	Media	US	0.00

⁴ Based on the last periodic review implementation

TOTAL MARKET INDICES

STOXX® GLOBAL TOTAL MARKET INDEX

Components⁴

Company	Supersector	Country	Weight (%)
Washington H. Soul Pattinson L	Basic Resources	AU	0.00
COUNTRYWIDE	Real Estate	GB	0.00
STH.JERSEY IND.	Utilities	US	0.00
Rural Electrif	Utilities	IN	0.00
ITALCEMENTI	Construction & Materials	IT	0.00
GOME Electrical Appliances Hol	Retail	CN	0.00
SANMINA	Industrial Goods & Services	US	0.00
SHENZHOU INTL.GP.HDG.	Personal & Household Goods	HK	0.00
Corp Financiera Colombiana SA	Financial Services	CO	0.00
Television Broadcasts Ltd.	Media	HK	0.00
PROSAFE	Oil & Gas	CY	0.00
TOROMONT INDUSTRIES	Industrial Goods & Services	CA	0.00
BARLOWORLD	Industrial Goods & Services	ZA	0.00
FIREEYE	Technology	US	0.00
WEICHAJ POWER H	Industrial Goods & Services	CN	0.00
ARTIS REIT	Real Estate	CA	0.00
DRILLISCH	Telecommunications	DE	0.00
THE FOSCHINI GROUP	Retail	ZA	0.00
Idea Cellular	Telecommunications	IN	0.00
Radiant	Industrial Goods & Services	TW	0.00
PARAGON GRP OF COMPANIES	Financial Services	GB	0.00
HUDBAY MINERALS	Basic Resources	CA	0.00
M Dias Branco	Food & Beverage	BR	0.00
MINOR INTERNATIONAL	Travel & Leisure	TH	0.00
CHOICE HOTELS INTL.	Travel & Leisure	US	0.00
PUBLIC POWER CORPORATION	Utilities	GR	0.00
Bradespar	Financial Services	BR	0.00
Interconexion Electrica SA	Utilities	CO	0.00
HOLMEN B	Basic Resources	SE	0.00
Antarchile SA	Financial Services	CL	0.00
Rohto Pharmaceutical Co. Ltd.	Health Care	JP	0.00
Cathay Pacific Airways Ltd.	Travel & Leisure	HK	0.00
POLYCOM	Technology	US	0.00
PASON SYS.	Oil & Gas	CA	0.00
UBISOFT ENTERTAINEMENT	Personal & Household Goods	FR	0.00
GRUPO ELEKTRA SAB DE CV	Retail	MX	0.00
SPROUTS FARMERS MARKET	Retail	US	0.00
VEDANTA RESOURCES	Basic Resources	GB	0.00
LUNDBERGFÖRETAGEN B	Financial Services	SE	0.00
SACYR	Construction & Materials	ES	0.00
Delek Group Ltd	Financial Services	IL	0.00
COCA COLA ICECEK	Food & Beverage	TR	0.00
FINANCIERE DE L'ODET	Industrial Goods & Services	FR	0.00
JOS A BANK CLOTHIERS	Retail	US	0.00
NORMA GROUP	Automobiles & Parts	DE	0.00
LABRADOR IO. ORE RTY. CORP	Basic Resources	CA	0.00
OSG	Industrial Goods & Services	JP	0.00
Colbun SA	Utilities	CL	0.00
WSP GLOBAL	Industrial Goods & Services	CA	0.00
TOKAI TOK.FINL.HDG.	Financial Services	JP	0.00
Sociedad Quimica y Minera de C	Chemicals	CL	0.00
UBE Industries Ltd.	Chemicals	JP	0.00
Kumba Iron Ore Ltd	Basic Resources	ZA	0.00
WEBMD HEALTH	Media	US	0.00
Denki Kagaku Kogyo K.K.	Chemicals	JP	0.00
WALLENSTAM B	Real Estate	SE	0.00
LANCASTER COLONY	Food & Beverage	US	0.00
HUB GROUP 'A'	Industrial Goods & Services	US	0.00
NATIONAL HEALTH INVESTORS	Real Estate	US	0.00
TAKE TWO INTACT.SFTW.	Personal & Household Goods	US	0.00
AURUBIS	Basic Resources	DE	0.00
NIPPON SHINYAKU	Health Care	JP	0.00
LONMIN	Basic Resources	GB	0.00
CHARTWELL RETIREMENT	Real Estate	CA	0.00
HOME PRODUCT CENTER	Retail	TH	0.00
ENQUEST	Oil & Gas	GB	0.00
Nomura Real Estate Office Fund	Real Estate	JP	0.00
OIL INDIA Ltd	Oil & Gas	IN	0.00
Macquarie Korea	Industrial Goods & Services	KR	0.00
LOOMIS B	Industrial Goods & Services	SE	0.00
ROSTELECOM	Telecommunications	RU	0.00
CAPITOL FED.FINL.	Banks	US	0.00
PACE	Technology	GB	0.00
SEMTECH	Technology	US	0.00

⁴ Based on the last periodic review implementation

TOTAL MARKET INDICES

STOXX® GLOBAL TOTAL MARKET INDEX

Components⁴

Company	Supersector	Country	Weight (%)
OUTOTEC	Industrial Goods & Services	FI	0.00
KAKEN PHARMACEUTICAL	Health Care	JP	0.00
Downer EDI Ltd.	Construction & Materials	AU	0.00
BOSCH	Automobiles & Parts	IN	0.00
CSPC PHARMACEUTICAL GP.	Health Care	CN	0.00
HAEMONETICS	Health Care	US	0.00
SAPPI	Basic Resources	ZA	0.00
Motherson Sumi	Automobiles & Parts	IN	0.00
GTECH	Travel & Leisure	IT	0.00
TETRA TECH	Industrial Goods & Services	US	0.00
MULTIPLAN	Real Estate	BR	0.00
OBRASCON HUARTE LAIN	Construction & Materials	ES	0.00
VESUVIUS	Industrial Goods & Services	GB	0.00
CANFOR	Basic Resources	CA	0.00
AZBIL CORP.	Industrial Goods & Services	JP	0.00
ST.JOE	Real Estate	US	0.00
Mizrahi Tefahot Bank Ltd	Banks	IL	0.00
RAGING RIVER EXPLORATION	Oil & Gas	CA	0.00
RPC GROUP	Industrial Goods & Services	GB	0.00
The Federal Bank	Banks	IN	0.00
Jaiprak Asso	Construction & Materials	IN	0.00
OKASAN SECURITIES GROUP	Financial Services	JP	0.00
MAROC TELECOM	Telecommunications	MA	0.00
Takara Holdings Inc.	Food & Beverage	JP	0.00
Ushio Inc.	Industrial Goods & Services	JP	0.00
ASSORE	Basic Resources	ZA	0.00
UK COMMERCIAL PROPERTY	Real Estate	GB	0.00
DREAMWORKS ANIMATION SKG 'A'	Media	US	0.00
OUTERWALL	Industrial Goods & Services	US	0.00
WASH.RL.EST.INV. SHRE.BENEFIT	Real Estate	US	0.00
KENEDIX OFFICE INV.	Real Estate	JP	0.00
HMS HDG.	Health Care	US	0.00
THERAVANCE	Health Care	US	0.00
AARHUSKARLSHAMN	Food & Beverage	SE	0.00
REGAL ENTM.GP. 'A'	Travel & Leisure	US	0.00
GO-AHEAD GRP	Travel & Leisure	GB	0.00
AZA	Utilities	IT	0.00
BIG C SUPERCENTER	Retail	TH	0.00
NIPPON ACCOMMS.FD.	Real Estate	JP	0.00
GENMAB	Health Care	DK	0.00
CESP	Utilities	BR	0.00
GS E&C	Construction & Materials	KR	0.00
Colgate India	Personal & Household Goods	IN	0.00
BOVIS HOMES GRP	Personal & Household Goods	GB	0.00
VALIANT	Banks	CH	0.00
McDermott International Inc.	Oil & Gas	US	0.00
Sotetsu Holdings Inc.	Travel & Leisure	JP	0.00
DUPONT FABROS TECHNOLOGY	Real Estate	US	0.00
NOBEL BIOCARE HLDG	Health Care	CH	0.00
MAPLE LEAF FOODS	Food & Beverage	CA	0.00
Kr Inv Holdings	Financial Services	KR	0.00
MORI TRUST SOGO REIT	Real Estate	JP	0.00
S-1 Corporation	Industrial Goods & Services	KR	0.00
BANKERS PTL.	Oil & Gas	CA	0.00
DGB FINANCIAL GROUP	Banks	KR	0.00
Sino-Ocean Land Holdings Ltd.	Real Estate	CN	0.00
Hyundai Mipo Dk	Industrial Goods & Services	KR	0.00
SOCO INTERNATIONAL	Oil & Gas	GB	0.00
SCHRODERS NON VOTING	Financial Services	GB	0.00
WINCOR NIXDORF	Technology	DE	0.00
Kumho Tire	Automobiles & Parts	KR	0.00
RAIA DROGASIL	Retail	BR	0.00
Mando	Automobiles & Parts	KR	0.00
RECORDATI	Health Care	IT	0.00
JB Hi-Fi Ltd.	Retail	AU	0.00
MCB BANK	Banks	PK	0.00
MEDIOLANUM	Insurance	IT	0.00
GRANITE REIT	Real Estate	CA	0.00
WINTRUST FINANCIAL	Banks	US	0.00
YAPI VE KREDI BANKASI	Banks	TR	0.00
EBRO FOODS	Food & Beverage	ES	0.00
CYFROWY POLSAT	Media	PL	0.00
Fairfax Media Ltd.	Media	AU	0.00
PS BUSINESS PARKS	Real Estate	US	0.00

⁴ Based on the last periodic review implementation

TOTAL MARKET INDICES

STOXX® GLOBAL TOTAL MARKET INDEX

Components⁴

Company	Supersector	Country	Weight (%)
Cia Cervecerias Unidas SA	Food & Beverage	CL	0.00
JUMBO	Personal & Household Goods	GR	0.00
Nisshinbo Holdings Inc.	Personal & Household Goods	JP	0.00
INVARGOS PREF.	Construction & Materials	CO	0.00
Mitsui Engineering & Shipbuild	Industrial Goods & Services	JP	0.00
Geely Automobile Holdings Ltd.	Automobiles & Parts	CN	0.00
KONECRANES	Industrial Goods & Services	FI	0.00
Sundaram Fin	Financial Services	IN	0.00
GRUPO CATALANA OCCIDENTE	Insurance	ES	0.00
TOD'S GRP	Personal & Household Goods	IT	0.00
SANWA HOLDINGS	Construction & Materials	JP	0.00
CSR Ltd.	Construction & Materials	AU	0.00
LIGHTSTREAM RESOURCES A SHS.	Oil & Gas	CA	0.00
TOPCON	Health Care	JP	0.00
ZHUZHOU CSR TIMES ELEC. 'H'	Industrial Goods & Services	CN	0.00
EULER HERMES GROUP	Insurance	FR	0.00
EZION HOLDINGS	Oil & Gas	SG	0.00
FIRST CITIZENS BANSHARES A	Banks	US	0.00
NKT HLDG	Industrial Goods & Services	DK	0.00
ORBITAL SCIENCES	Industrial Goods & Services	US	0.00
Harvey Norman Holdings Ltd.	Retail	AU	0.00
FIELMANN	Retail	DE	0.00
Grupo Comercial Chedraui SA de	Retail	MX	0.00
RENT A CENTER	Retail	US	0.00
NMDC Ltd	Basic Resources	IN	0.00
Orora Ltd.	Industrial Goods & Services	AU	0.00
CHONGQING CHANGAN AUTMB. 'B'	Automobiles & Parts	CN	0.00
TRUE CORPORATION	Telecommunications	TH	0.00
ASIA PACIFIC TELECOM	Telecommunications	TW	0.00
KEMIRA	Chemicals	FI	0.00
CACI INTERNATIONAL 'A'	Technology	US	0.00
RLI	Insurance	US	0.00
DMCI Holdings Inc	Basic Resources	PH	0.00
DEAN FOODS NEW	Food & Beverage	US	0.00
CSR	Technology	GB	0.00
KIER GRP	Construction & Materials	GB	0.00
SEACOR HDG.	Oil & Gas	US	0.00
DMG MORI SEIKI	Industrial Goods & Services	JP	0.00
AGUAS ANDINAS A	Utilities	CL	0.00
ITO EN	Food & Beverage	JP	0.00
NEW RESIDENTIAL INV.	Real Estate	US	0.00
POTLATCH	Real Estate	US	0.00
NEUSTAR 'A'	Industrial Goods & Services	US	0.00
COHERENT	Industrial Goods & Services	US	0.00
HUFVUDSTADEN	Real Estate	SE	0.00
Aditya Birla	Personal & Household Goods	IN	0.00
Ruentex Ind	Personal & Household Goods	TW	0.00
JEAN COUTU GP.(PJC) 'A'	Retail	CA	0.00
BANGKOK LIFE ASSURANCE	Insurance	TH	0.00
GUESS	Retail	US	0.00
HYOSUNG	Industrial Goods & Services	KR	0.00
ALLIANCE FINANCIAL GP.	Banks	MY	0.00
FIRSTSERVICE	Real Estate	CA	0.00
Hitachi Chemical Co. Ltd.	Chemicals	JP	0.00
Lotte Confec	Food & Beverage	KR	0.00
SUPERIOR PLUS	Retail	CA	0.00
ROCKWOOL B	Construction & Materials	DK	0.00
HOMESERVE	Industrial Goods & Services	GB	0.00
UPL Ltd	Chemicals	IN	0.00
WORLD DUTY FREE	Retail	IT	0.00
HALFORDS GRP	Retail	GB	0.00
EUROCOMMERCIAL PROPERTIES	Real Estate	NL	0.00
RESORT TRUST	Travel & Leisure	JP	0.00
BONTERRA ENERGY	Oil & Gas	CA	0.00
MEREDITH	Media	US	0.00
CITIC ZICN	Technology	CN	0.00
Thai Oil PCL	Oil & Gas	TH	0.00
UNITED BANK FOR AFRICA	Banks	NG	0.00
Contact Energy Ltd.	Utilities	NZ	0.00
TAG IMMOBILIEN AG	Real Estate	DE	0.00
NIFCO	Automobiles & Parts	JP	0.00
Coca-Cola West Co. Ltd.	Food & Beverage	JP	0.00
Samsung Card	Financial Services	KR	0.00
TELECOM PLUS	Telecommunications	GB	0.00

⁴ Based on the last periodic review implementation

TOTAL MARKET INDICES

STOXX® GLOBAL TOTAL MARKET INDEX

Components⁴

Company	Supersector	Country	Weight (%)
SALZGITTER	Basic Resources	DE	0.00
SURGE ENERGY	Oil & Gas	CA	0.00
CHEMED	Retail	US	0.00
BANCO DAVIVIENDA - PREF	Banks	CO	0.00
BLACKBAUD	Technology	US	0.00
REDWOOD TST.	Real Estate	US	0.00
MORGAN ADVANCED MATERIALS	Industrial Goods & Services	GB	0.00
AVI	Food & Beverage	ZA	0.00
TRINIDAD DRILLING	Oil & Gas	CA	0.00
Realtek Semicon	Technology	TW	0.00
Japan Petroleum Exploration Co	Oil & Gas	JP	0.00
ACXIOM	Media	US	0.00
Indian Oil Corp Ltd	Oil & Gas	IN	0.00
Sapporo Holdings Ltd.	Food & Beverage	JP	0.00
Chicony	Technology	TW	0.00
TITAN CEMENT COMPANY	Construction & Materials	GR	0.00
CYPRESS SEMICON.	Technology	US	0.00
Tsumura & Co.	Health Care	JP	0.00
ANRITSU	Technology	JP	0.00
SUNDRUG	Retail	JP	0.00
LIC Housing	Financial Services	IN	0.00
MATSUI SECURITIES	Financial Services	JP	0.00
Nagase & Co. Ltd.	Chemicals	JP	0.00
IMAX	Travel & Leisure	CA	0.00
BHARTI INFRATEL	Telecommunications	IN	0.00
Israel Corp Ltd/The	Chemicals	IL	0.00
House Foods Group	Food & Beverage	JP	0.00
FIRST CAPITAL REALTY	Real Estate	CA	0.00
DAIWA HOUSE RES INV	Real Estate	JP	0.00
NEXON	Personal & Household Goods	JP	0.00
IOOF Holdings Ltd.	Financial Services	AU	0.00
MORNINGSTAR	Media	US	0.00
BCA GENERALI	Financial Services	IT	0.00
LIPPO KARAWACI	Real Estate	ID	0.00
SATS	Industrial Goods & Services	SG	0.00
RATHBONE BROTHERS	Financial Services	GB	0.00
BETFAIR GRP	Travel & Leisure	GB	0.00
Venture Corp. Ltd.	Industrial Goods & Services	SG	0.00
INTERNATIONAL BCSH.	Banks	US	0.00
Woori Inv&Sec	Financial Services	KR	0.00
Hitachi High-Technologies Corp	Technology	JP	0.00
MARSTONS	Travel & Leisure	GB	0.00
Nishi-Nippon Railroad Co. Ltd.	Travel & Leisure	JP	0.00
REECE AUSTRALIA	Industrial Goods & Services	AU	0.00
TEMP HOLDINGS	Industrial Goods & Services	JP	0.00
Fujikura Ltd.	Industrial Goods & Services	JP	0.00
OESTERREICHISCHE POST	Industrial Goods & Services	AT	0.00
TIVO	Personal & Household Goods	US	0.00
Adaro Energy Tbk PT	Basic Resources	ID	0.00
VICAT	Construction & Materials	FR	0.00
MORI HILLS REIT INV.	Real Estate	JP	0.00
SUMITOMO OSAKA CEMENT	Construction & Materials	JP	0.00
SSAB A	Basic Resources	SE	0.00
APERAM	Basic Resources	LU	0.00
JAPAN EXCELLENT	Real Estate	JP	0.00
Japan Steel Works Ltd.	Industrial Goods & Services	JP	0.00
OIL & GAS DEVELOPMENT	Oil & Gas	PK	0.00
Merida Industry	Personal & Household Goods	TW	0.00
CHOW TAI FOOK JEWELLERY GP.	Retail	CN	0.00
H. LUNDBECK	Health Care	DK	0.00
IAMGOLD Corp.	Basic Resources	CA	0.00
SECURITY BANK	Banks	PH	0.00
BANQUE CENTE.POPULAIRE	Banks	MA	0.00
MATSUMOTOKIYOSHI HDG.	Retail	JP	0.00
FOMENTO DE CONSTRUCY CONTRA	Construction & Materials	ES	0.00
UNIQA VERSICHERUNGEN	Insurance	AT	0.00
DAIFUKU	Industrial Goods & Services	JP	0.00
MAGELLAN HEALTH	Health Care	US	0.00
LACLEDE GROUP	Utilities	US	0.00
QLIK TECHNOLOGIES	Technology	US	0.00
EL PASO ELEC.	Utilities	US	0.00
TRANSPACIFIC INDS.GP.	Industrial Goods & Services	AU	0.00
CVB FINANCIAL	Banks	US	0.00
NEXANS	Industrial Goods & Services	FR	0.00

⁴ Based on the last periodic review implementation

TOTAL MARKET INDICES

STOXX® GLOBAL TOTAL MARKET INDEX

Components⁴

Company	Supersector	Country	Weight (%)
OKI ELECTRIC IND.	Technology	JP	0.00
Lion Corp.	Personal & Household Goods	JP	0.00
AIXTRON	Technology	DE	0.00
MONTPELIER RE HDG.	Insurance	US	0.00
Genomma Lab Internacional SA d	Health Care	MX	0.00
ABENGOA B	Oil & Gas	ES	0.00
LIG Insurance	Insurance	KR	0.00
Shiga Bank Ltd.	Banks	JP	0.00
CHINA RAILWAY CONSTRUCTION H	Construction & Materials	CN	0.00
FINANCIERE DE TUBIZE	Health Care	BE	0.00
BANQUE CANTONALE VAUDOISE	Banks	CH	0.00
AOYAMA TRADING	Retail	JP	0.00
BIOMERIEUX	Health Care	FR	0.00
LONGFOR PROPERTIES	Real Estate	CN	0.00
PMC-SIERRA	Technology	US	0.00
Mitsui Mining & Smelting Co. L	Basic Resources	JP	0.00
Total Access Communication PCL	Telecommunications	TH	0.00
Shinsegae Co Ltd	Retail	KR	0.00
TRUSTMARK	Banks	US	0.00
African Rainbow Minerals Ltd	Basic Resources	ZA	0.00
DEBENHAMS	Retail	GB	0.00
DeNA Co. Ltd.	Retail	JP	0.00
TPG TELECOM	Telecommunications	AU	0.00
INDL. & INFR.FUND INV.	Real Estate	JP	0.00
Industrias CH SAB de CV	Basic Resources	MX	0.00
WESTSHORE TERMINALS INC FUND	Industrial Goods & Services	CA	0.00
Valmet	Industrial Goods & Services	FI	0.00
CREDITO VALTELLINESE	Banks	IT	0.00
Weigao Group 'H'	Health Care	CN	0.00
KRONES	Industrial Goods & Services	DE	0.00
KOSMOS ENERGY	Oil & Gas	US	0.00
YANZHOU COAL MINING H	Basic Resources	CN	0.00
COPEL - CIA PR DE ENERGIA	Utilities	BR	0.00
QUALICORP	Insurance	BR	0.00
KEPPEL REIT	Real Estate	SG	0.00
Wacoal Holdings Corp.	Personal & Household Goods	JP	0.00
AIRASIA	Travel & Leisure	MY	0.00
DOMINOS PIZZA GROUP	Travel & Leisure	GB	0.00
NUVISTA ENERGY	Oil & Gas	CA	0.00
GlaxoSmith P	Health Care	IN	0.00
OKUMA	Industrial Goods & Services	JP	0.00
Oracle Corp. Japan	Technology	JP	0.00
INDIABULLS HOUSING FIN	Financial Services	IN	0.00
TS TECH AMERICAS	Automobiles & Parts	JP	0.00
AUSTRALAND PR.GP.	Real Estate	AU	0.00
HORIBA	Industrial Goods & Services	JP	0.00
TOYOBO	Personal & Household Goods	JP	0.00
PEAB B	Construction & Materials	SE	0.00
Furukawa Electric Co. Ltd.	Industrial Goods & Services	JP	0.00
HAITIAN INTL.HOLDINGS	Industrial Goods & Services	HK	0.00
FUCHS PETROLUB	Chemicals	DE	0.00
CARGOTEC CORPORATION	Industrial Goods & Services	FI	0.00
INNER MONGOLIA YITAI COAL 'B'	Basic Resources	CN	0.00
K's Holdings Corp.	Retail	JP	0.00
FIDESSA GRP	Technology	GB	0.00
MB FINL.	Banks	US	0.00
IZUMI	Retail	JP	0.00
Hokkaido Electric Power Co. In	Utilities	JP	0.00
Sims Metal Management Ltd.	Basic Resources	AU	0.00
KUONI REISEN	Travel & Leisure	CH	0.00
ITRON	Industrial Goods & Services	US	0.00
Divis Lab	Health Care	IN	0.00
AIFUL	Financial Services	JP	0.00
SIMPSON MNFG.	Construction & Materials	US	0.00
ORION A	Health Care	FI	0.00
IT HOLDINGS	Technology	JP	0.00
Yuhan	Health Care	KR	0.00
FTI CONSULTING	Industrial Goods & Services	US	0.00
SUEDZUCKER	Food & Beverage	DE	0.00
TURK TELEKOMUNIKASYON	Telecommunications	TR	0.00
SVG CAPITAL	Financial Services	GB	0.00
SPAREBANK 1 SR-BANK ASA	Banks	NO	0.00
BURCKHARDT COMPRESSION HLDG	Industrial Goods & Services	CH	0.00
HANWHA CHEMICAL	Chemicals	KR	0.00

⁴ Based on the last periodic review implementation

TOTAL MARKET INDICES

STOXX® GLOBAL TOTAL MARKET INDEX

Components⁴

Company	Supersector	Country	Weight (%)
SCSK	Technology	JP	0.00
PPC LTD	Construction & Materials	ZA	0.00
Yamato Kogyo Co. Ltd.	Basic Resources	JP	0.00
Porto Seguro	Insurance	BR	0.00
SPAR GROUP	Retail	ZA	0.00
PLEXUS	Industrial Goods & Services	US	0.00
FOLLI FOLLIE SA	Retail	GR	0.00
FIH MOBILE LTD	Technology	HK	0.00
Apollo Hospitals	Health Care	IN	0.00
Daewoo Internati	Industrial Goods & Services	KR	0.00
Toyoda Gosei Co. Ltd.	Automobiles & Parts	JP	0.00
RESILIENT PR.INC.FD.	Real Estate	ZA	0.00
Hanserm	Personal & Household Goods	KR	0.00
Ruentex C D	Retail	TW	0.00
Qube Holdings Ltd	Industrial Goods & Services	AU	0.00
CYS INVESTMENTS	Real Estate	US	0.00
Sociedad Matriz Banco de Chile	Banks	CL	0.00
CJ KOREA EXPRESS	Industrial Goods & Services	KR	0.00
ECOBANK NIGERIA	Banks	NG	0.00
Indorama Ventures PCL	Chemicals	TH	0.00
CIRRUS LOGIC	Technology	US	0.00
MAYORA INDAH	Food & Beverage	ID	0.00
ALLREAL HLDG	Real Estate	CH	0.00
DOMINO PRINTING SCIENCES	Industrial Goods & Services	GB	0.00
BREWIN DOLPHIN	Financial Services	GB	0.00
HNI	Personal & Household Goods	US	0.00
Exxaro Resources Ltd	Basic Resources	ZA	0.00
UNY GROUP HOLDINGS	Retail	JP	0.00
PINNACLE ENTM.	Travel & Leisure	US	0.00
ALICORP SAA	Food & Beverage	PE	0.00
LIBERTY HOLDINGS	Insurance	ZA	0.00
Kagome Co. Ltd.	Food & Beverage	JP	0.00
OLD NATIONAL BANCORP	Banks	US	0.00
SAVILLS	Real Estate	GB	0.00
BOK FINL.	Banks	US	0.00
SEVERSTAL	Basic Resources	RU	0.00
GRAINCORP	Food & Beverage	AU	0.00
PARKLAND FUEL	Retail	CA	0.00
IWATANI	Utilities	JP	0.00
ACORDA THERAPEUTICS	Health Care	US	0.00
ARCOS DORADOS HOLDINGS	Travel & Leisure	US	0.00
Hanwha	Industrial Goods & Services	KR	0.00
Yulon Motor	Automobiles & Parts	TW	0.00
Cosmo Oil Co. Ltd.	Oil & Gas	JP	0.00
Keiyo Bank Ltd.	Banks	JP	0.00
Shanghai Industrial Holdings L	Industrial Goods & Services	CN	0.00
ALUMINUM CORP OF CHINA H	Basic Resources	CN	0.00
CELESIO	Retail	DE	0.00
SHUTTERFLY	Retail	US	0.00
Pidilite Inds	Chemicals	IN	0.00
CIA HERING	Personal & Household Goods	BR	0.00
HALLA VISTEON CLIMATE	Automobiles & Parts	KR	0.00
TELEFONICA O2 CZ	Telecommunications	CZ	0.00
AREVA	Utilities	FR	0.00
KNIGHT TRANSPORTATION	Industrial Goods & Services	US	0.00
GRAINGER	Real Estate	GB	0.00
ZON OPTIMUS SGPS SA	Media	PT	0.00
ENERFLEX	Oil & Gas	CA	0.00
ALTRAN TECHNOLOGIES	Technology	FR	0.00
KELT EXPLORATION	Oil & Gas	CA	0.00
DE LA RUE	Industrial Goods & Services	GB	0.00
NACHI FUJIKOSHI	Industrial Goods & Services	JP	0.00
MINERAL RESOURCES	Basic Resources	AU	0.00
TURK. VAKIFLAR BANKASI	Banks	TR	0.00
Doosan Infracore	Industrial Goods & Services	KR	0.00
LG Innotek	Industrial Goods & Services	KR	0.00
Sankyu Inc.	Industrial Goods & Services	JP	0.00
GRANITE CON.	Construction & Materials	US	0.00
Marico	Personal & Household Goods	IN	0.00
SILICON LABS.	Technology	US	0.00
EDP RENOVAVEIS	Utilities	PT	0.00
XINYI GLASS HOLDINGS	Automobiles & Parts	HK	0.00
CAPITAL PROPERTY FD.	Real Estate	ZA	0.00
MITCHELLS & BUTLERS	Travel & Leisure	GB	0.00

⁴ Based on the last periodic review implementation

TOTAL MARKET INDICES

STOXX® GLOBAL TOTAL MARKET INDEX

Components⁴

Company	Supersector	Country	Weight (%)
MAUREL ET PROM	Oil & Gas	FR	0.00
BOURBON	Oil & Gas	FR	0.00
RAMBUS	Technology	US	0.00
NIHON PARKERIZING	Chemicals	JP	0.00
NICHIREI	Food & Beverage	JP	0.00
United Brew	Food & Beverage	IN	0.00
KYOWA EXEO	Construction & Materials	JP	0.00
GENWORTH MI CANADA	Financial Services	CA	0.00
NEW WORLD CHINA LD.	Real Estate	HK	0.00
PTI	Technology	TW	0.00
WESTAMERICA BANCORP.	Banks	US	0.00
Aboitiz Power Corp	Utilities	PH	0.00
BRADY 'A'	Industrial Goods & Services	US	0.00
AUTOBACS SEVEN	Retail	JP	0.00
BEFIMMO	Real Estate	BE	0.00
Bajaj Holdings	Financial Services	IN	0.00
N. BROWN GRP	Retail	GB	0.00
AICA KOGYO	Construction & Materials	JP	0.00
ING BANK SLASKI BSK	Banks	PL	0.00
SELECTIVE IN.GP.	Insurance	US	0.00
SIMCORP	Technology	DK	0.00
TOHO HOLDINGS	Health Care	JP	0.00
HIS	Travel & Leisure	JP	0.00
Kingboard Chemical Holdings Lt	Chemicals	CN	0.00
SK Networks	Industrial Goods & Services	KR	0.00
LG CHEM 1PF	Chemicals	KR	0.00
Reliance	Utilities	IN	0.00
ELIA SYSTEM OPERATOR	Utilities	BE	0.00
CALFRAC WELL SERVICES	Oil & Gas	CA	0.00
ABM INDS.	Industrial Goods & Services	US	0.00
Kenda Rubber	Automobiles & Parts	TW	0.00
Container Corp	Industrial Goods & Services	IN	0.00
Eicher Motors	Industrial Goods & Services	IN	0.00
FORWARD AIR	Industrial Goods & Services	US	0.00
EcoRodovias Infr	Industrial Goods & Services	BR	0.00
KLOECKNER & CO	Basic Resources	DE	0.00
BEKAERT	Industrial Goods & Services	BE	0.00
NORTHLAND POWER	Utilities	CA	0.00
COMSTOCK RES.	Oil & Gas	US	0.00
UMW Holdings Bhd	Automobiles & Parts	MY	0.00
GLOBE SPECIALTY METALS	Basic Resources	US	0.00
BIRCHCLIFF ENERGY	Oil & Gas	CA	0.00
DIAGN AMERICA	Health Care	BR	0.00
Kinden Corp.	Construction & Materials	JP	0.00
MONADELPHOUS GROUP	Construction & Materials	AU	0.00
Israel Discount Bank Ltd	Banks	IL	0.00
Cyrela Braz Rlty	Real Estate	BR	0.00
USIMINAS - PREF	Basic Resources	BR	0.00
ZHEN DING TECH.HOLDING	Industrial Goods & Services	TW	0.00
FISKARS	Personal & Household Goods	FI	0.00
PDL BIOPHARMA	Health Care	US	0.00
BENCHMARK ELTN.	Industrial Goods & Services	US	0.00
SCHOELLER-BLECKMANN	Oil & Gas	AT	0.00
CIMC ENRIC HOLDINGS	Industrial Goods & Services	CN	0.00
GT CAPITAL HOLDINGS	Real Estate	PH	0.00
MEYER BURGER TECHNOLOGY	Industrial Goods & Services	CH	0.00
MAPLETREE COML TRUST	Real Estate	SG	0.00
GREIF 'A'	Industrial Goods & Services	US	0.00
DAEWOO SEC	Financial Services	KR	0.00
MKS INSTRUMENTS	Technology	US	0.00
BELLATRIX EXPLORATION	Oil & Gas	CA	0.00
BUMRUNGRAD HOSPITAL	Health Care	TH	0.00
KANAMOTO	Construction & Materials	JP	0.00
BOGDANKA	Basic Resources	PL	0.00
TSUBAKIMOTO CHAIN	Industrial Goods & Services	JP	0.00
Twn Fertilizer	Chemicals	TW	0.00
KEY ENERGY SVS.	Oil & Gas	US	0.00
Glenmark Phrm	Health Care	IN	0.00
COSCO CAPITAL	Oil & Gas	PH	0.00
NISSAN SHATAI	Automobiles & Parts	JP	0.00
SCHWEITZER MAUDUIT	Personal & Household Goods	US	0.00
ZIJIN MINING GROUP H	Basic Resources	CN	0.00
ADELAIDE BRIGHTON	Construction & Materials	AU	0.00
VEECO INSTRUMENTS	Industrial Goods & Services	US	0.00

⁴ Based on the last periodic review implementation

TOTAL MARKET INDICES

STOXX® GLOBAL TOTAL MARKET INDEX

Components⁴

Company	Supersector	Country	Weight (%)
EQUATORIAL ON	Utilities	BR	0.00
BRINK'S	Industrial Goods & Services	US	0.00
China Taiping Insurance Holdin	Insurance	CN	0.00
PIONEER FOOD GROUP	Food & Beverage	ZA	0.00
Duratex	Construction & Materials	BR	0.00
MGE ENERGY	Utilities	US	0.00
ROCKWOOL A	Construction & Materials	DK	0.00
CA IMMOBILIEN ANLAGEN	Real Estate	AT	0.00
ARGO GP.INTL.HOLDINGS	Insurance	US	0.00
CTS EVENTIM	Industrial Goods & Services	DE	0.00
JAFCO	Financial Services	JP	0.00
LEGACY OIL PLUS GAS	Oil & Gas	CA	0.00
MBIA	Insurance	US	0.00
INDUTRADE	Industrial Goods & Services	SE	0.00
HUDSON'S BAY	Retail	CA	0.00
GAGFAH	Real Estate	LU	0.00
LAIRD	Technology	GB	0.00
Grana y Montero	Construction & Materials	PE	0.00
OPERA SOFTWARE	Technology	NO	0.00
CHINA BANKING	Banks	PH	0.00
YTL Power International Bhd	Utilities	MY	0.00
ADEKA	Chemicals	JP	0.00
LEOPALACE21	Personal & Household Goods	JP	0.00
DOMINO'S PIZZA ENTS.	Travel & Leisure	AU	0.00
CAF	Industrial Goods & Services	ES	0.00
JIANGSU EXPRESSWAY H	Industrial Goods & Services	CN	0.00
BOB EVANS FARMS	Travel & Leisure	US	0.00
WERNER ENTS.	Industrial Goods & Services	US	0.00
ZHEJIANG EXPRESSWAY 'H'	Industrial Goods & Services	CN	0.00
HITACHI CAPITAL	Financial Services	JP	0.00
BATU KAWAN	Chemicals	MY	0.00
Taiyo Yuden Co. Ltd.	Industrial Goods & Services	JP	0.00
ZENKOKU HOSHO	Financial Services	JP	0.00
MAPLETREE INDUSTRIAL TST	Real Estate	SG	0.00
OMNIA	Chemicals	ZA	0.00
TAV HAVALIMANLARI	Industrial Goods & Services	TR	0.00
NORBORD	Construction & Materials	CA	0.00
Evergreen Marine	Industrial Goods & Services	TW	0.00
ASTORIA FINL.	Banks	US	0.00
MAPLETREE LOGIST.TRUST	Real Estate	SG	0.00
TMB Bank PCL	Banks	TH	0.00
KOSE	Personal & Household Goods	JP	0.00
WETHERSPOON (J.D.)	Travel & Leisure	GB	0.00
TOKYU REIT	Real Estate	JP	0.00
Megaworld Corp	Real Estate	PH	0.00
Awa Bank Ltd.	Banks	JP	0.00
BUCKLE	Retail	US	0.00
MERIDIAN ENERGY	Utilities	NZ	0.00
NOF	Chemicals	JP	0.00
MIGHTY RIVER POWER	Utilities	NZ	0.00
BEC World PCL	Media	TH	0.00
ENTEL Chile SA	Telecommunications	CL	0.00
NEXITY	Real Estate	FR	0.00
Daishi Bank Ltd.	Banks	JP	0.00
JAPAN HOTEL REIT INV.	Real Estate	JP	0.00
Shinkin Central Bank	Banks	JP	0.00
HAITONG SECURITIES CO. 'H'	Financial Services	CN	0.00
CROCS	Personal & Household Goods	US	0.00
OXFORD INSTRUMENTS	Industrial Goods & Services	GB	0.00
GREENHILL & CO.	Financial Services	US	0.00
NORTH PACIFIC BANK	Banks	JP	0.00
Metro Pacific Investments Corp	Utilities	PH	0.00
MILLENNIUM & COPTHORNE HOTEL	Travel & Leisure	GB	0.00
MIURA	Industrial Goods & Services	JP	0.00
SHIP HEALTHCARE HOLDINGS	Health Care	JP	0.00
Thai Union Frozen Products PCL	Food & Beverage	TH	0.00
TECAN	Health Care	CH	0.00
UNIPOL GRUPPO FINANZIARIO	Insurance	IT	0.00
SOHU.COM	Technology	US	0.00
Reliance Commun	Telecommunications	IN	0.00
LAURENTIAN BK.OF CANADA	Banks	CA	0.00
EXCO RESOURCES	Oil & Gas	US	0.00
BETSSON B	Travel & Leisure	SE	0.00
DAIICHIKOSHO	Personal & Household Goods	JP	0.00

⁴ Based on the last periodic review implementation

TOTAL MARKET INDICES

STOXX® GLOBAL TOTAL MARKET INDEX

Components⁴

Company	Supersector	Country	Weight (%)
INTERSERVE	Industrial Goods & Services	GB	0.00
NETGEAR	Technology	US	0.00
NIB HOLDINGS	Health Care	AU	0.00
Power Fncs	Financial Services	IN	0.00
LAFARGE MALAYSIA	Construction & Materials	MY	0.00
ELANG MAHKOTA TEKNOLOGI	Technology	ID	0.00
YOOX	Retail	IT	0.00
LUZERNER KANTONALBANK	Banks	CH	0.00
PHH	Industrial Goods & Services	US	0.00
Walsin Lihwa	Industrial Goods & Services	TW	0.00
Twn Biz Bank	Banks	TW	0.00
TOWER BERSAMA INFR.	Technology	ID	0.00
BUZZI UNICEM	Construction & Materials	IT	0.00
YIT	Construction & Materials	FI	0.00
SONAE	Retail	PT	0.00
FIRST MIDWEST BANC.	Banks	US	0.00
Land and Houses PCL	Personal & Household Goods	TH	0.00
PLATINUM ASSET MAN.	Financial Services	AU	0.00
RWE ESSEN PREF	Utilities	DE	0.00
Kagoshima Bank Ltd.	Banks	JP	0.00
GENERAL CABLE	Industrial Goods & Services	US	0.00
KENEDIX	Financial Services	JP	0.00
ADTRAN	Technology	US	0.00
MOBIMO HLDG	Real Estate	CH	0.00
MRF	Automobiles & Parts	IN	0.00
RONA	Retail	CA	0.00
CJ O Shopping	Retail	KR	0.00
BLACK DIAMOND GRP.	Industrial Goods & Services	CA	0.00
Elbit Systems Ltd	Industrial Goods & Services	IL	0.00
BILL BARRETT	Oil & Gas	US	0.00
ALAMOS GOLD	Basic Resources	CA	0.00
ELRINGKLINGER	Automobiles & Parts	DE	0.00
FREEHOLD ROYALTIES LTD	Oil & Gas	CA	0.00
WIHLBORGS FASTIGHETER	Real Estate	SE	0.00
VERBUND	Utilities	AT	0.00
STELLA INTL.HOLDINGS	Personal & Household Goods	HK	0.00
TEXAS INDS.	Construction & Materials	US	0.00
SHOCHIKU FILM	Media	JP	0.00
ATS AUTOMATION TOOLING SYSTEMS	Industrial Goods & Services	CA	0.00
NAT.PENN BANCSHARES	Banks	US	0.00
Cia Gnl Electric	Utilities	CL	0.00
UNIVERSAL DISPLAY	Industrial Goods & Services	US	0.00
NORTHWEST BANCSHARES	Banks	US	0.00
ROYAL UNIBREW	Food & Beverage	DK	0.00
CHINESE ESTATES HDG.	Real Estate	HK	0.00
Seoul Semicon	Technology	KR	0.00
OMNIVISION TECHS.	Technology	US	0.00
HERA	Utilities	IT	0.00
ABC-MART	Personal & Household Goods	JP	0.00
DRYSHIPS	Industrial Goods & Services	US	0.00
Nippon Sheet Glass Co. Ltd.	Construction & Materials	JP	0.00
CHARTER HALL RETAIL REIT	Real Estate	AU	0.00
ORIENT EXPR.HTLS.'A'	Travel & Leisure	US	0.00
COGECO CABLE SBVTG.SHRE.	Media	CA	0.00
AXIS	Technology	SE	0.00
Genting Plantations Bhd	Food & Beverage	MY	0.00
MINTH GROUP	Automobiles & Parts	HK	0.00
MAEDA	Construction & Materials	JP	0.00
Duskin Co. Ltd.	Retail	JP	0.00
G8 EDUCATION	Retail	AU	0.00
PROGRESS SOFTWARE	Technology	US	0.00
Juroku Bank Ltd.	Banks	JP	0.00
CASH AMERICA INTERNATIONAL	Financial Services	US	0.00
GERRY WEBER INTL.	Personal & Household Goods	DE	0.00
TONGAAT-HULETT	Food & Beverage	ZA	0.00
FORTUNE RLST.INV.TST.	Real Estate	SG	0.00
MAPLETREE CHINA COMMERCIAL TRU	Real Estate	SG	0.00
FRESH DEL MONTE PRODUCE	Food & Beverage	US	0.00
MACQUARIE ATLAS ROADS	Industrial Goods & Services	AU	0.00
MERCURY GENERAL	Insurance	US	0.00
ROBINSONS RETAIL HDG.	Retail	PH	0.00
AES Gener SA	Utilities	CL	0.00
NORTHWEST NTRL.GAS	Utilities	US	0.00
UNIBET GROUP SDB	Travel & Leisure	SE	0.00

⁴ Based on the last periodic review implementation

TOTAL MARKET INDICES

STOXX® GLOBAL TOTAL MARKET INDEX

Components⁴

Company	Supersector	Country	Weight (%)
MASIMO	Health Care	US	0.00
SEMAFO	Basic Resources	CA	0.00
Bharat Forge	Industrial Goods & Services	IN	0.00
HANDLOWY	Banks	PL	0.00
MOCHIDA PHARM.	Health Care	JP	0.00
Kolon Industry	Chemicals	KR	0.00
CREW ENERGY	Oil & Gas	CA	0.00
Gazit-Globe Ltd	Real Estate	IL	0.00
JOHNSON ELECTRIC HDG.	Industrial Goods & Services	HK	0.00
ALTEN	Technology	FR	0.00
KYORIN HOLDINGS INC.	Health Care	JP	0.00
IPSEN	Health Care	FR	0.00
Cummins India	Automobiles & Parts	IN	0.00
NTT URBAN DEV.	Real Estate	JP	0.00
PETRONAS DAGANGAN	Oil & Gas	MY	0.00
FIRST MAJESTIC SILVER	Basic Resources	CA	0.00
UNITED ENGINEERS	Construction & Materials	SG	0.00
INSIGHT ENTS.	Technology	US	0.00
BADGER DAYLIGHTING	Oil & Gas	CA	0.00
CLICKS GROUP	Retail	ZA	0.00
GETIN NOBLE BANK	Banks	PL	0.00
PREMIER FARNELL	Industrial Goods & Services	GB	0.00
SHERRITT INTL.RESTRCTD VTG	Basic Resources	CA	0.00
GRAFTECH INTL.	Industrial Goods & Services	US	0.00
IENOVA	Utilities	MX	0.00
BWIN.PARTY	Travel & Leisure	GB	0.00
DANGOTE CEMENT	Construction & Materials	NG	0.00
SAN MIGUEL	Food & Beverage	PH	0.00
TRADE ME GROUP	Retail	NZ	0.00
ADDTECH B	Industrial Goods & Services	SE	0.00
Higo Bank Ltd.	Banks	JP	0.00
IPSOS	Media	FR	0.00
DOMINION DIAMOND	Basic Resources	CA	0.00
MAGELLAN FINANCIAL GROUP	Financial Services	AU	0.00
MICRO STAR	Technology	TW	0.00
Reliance Power	Utilities	IN	0.00
NIPPON KONPO UNYU SOKO	Industrial Goods & Services	JP	0.00
CMS	Health Care	HK	0.00
MUELLER INDS.	Industrial Goods & Services	US	0.00
AUTOGRILL	Travel & Leisure	IT	0.00
SINOPEC ENGR.(GP.) 'H'	Construction & Materials	CN	0.00
LEE & MAN PAPER MNFG.	Basic Resources	CN	0.00
LG Hausys	Construction & Materials	KR	0.00
AECI	Chemicals	ZA	0.00
Talaat Moustafa Group	Real Estate	EG	0.00
GKL	Travel & Leisure	KR	0.00
SAN-IN GODO BANK	Banks	JP	0.00
NISHIMATSU CON.	Construction & Materials	JP	0.00
EMLAK KONUT GAYRIMENKUL YATIRI	Real Estate	TR	0.00
NISSHIN STEEL HOLDINGS	Basic Resources	JP	0.00
CLOUD PEAK ENERGY	Basic Resources	US	0.00
OZ Minerals Ltd.	Basic Resources	AU	0.00
ZERIA PHARM.	Health Care	JP	0.00
AF B	Industrial Goods & Services	SE	0.00
JAPAN AVNS.ELTN.IND.	Industrial Goods & Services	JP	0.00
Empresas ICA SAB de CV	Construction & Materials	MX	0.00
SALVATORE FERRAGAMO	Personal & Household Goods	IT	0.00
HONG LEONG FINL.GP.	Banks	MY	0.00
BREMBO	Automobiles & Parts	IT	0.00
Reliance Capital	Insurance	IN	0.00
Lotte Chilsung	Food & Beverage	KR	0.00
Vina Concha y Toro SA	Food & Beverage	CL	0.00
TOAGOSEI	Chemicals	JP	0.00
ALGONQUIN POWER & UTILITIES	Utilities	CA	0.00
AIRTAC INTERNATIONAL GP.	Industrial Goods & Services	TW	0.00
CSR H	Industrial Goods & Services	CN	0.00
Unimicron Tech.	Industrial Goods & Services	TW	0.00
ISAGEN	Utilities	CO	0.00
H2O RETAILING	Retail	JP	0.00
Embotelladora Andina SA	Food & Beverage	CL	0.00
ANTA SPORTS PRODUCTS	Personal & Household Goods	CN	0.00
CROMWELL GROUP	Real Estate	AU	0.00
ACCESS BANK NIGERIA	Banks	NG	0.00
RAUTARUUKKI K	Basic Resources	FI	0.00

⁴ Based on the last periodic review implementation

TOTAL MARKET INDICES

STOXX® GLOBAL TOTAL MARKET INDEX

Components⁴

Company	Supersector	Country	Weight (%)
ENBRIDGE INCOME FUND	Oil & Gas	CA	0.00
AIR CHINA H	Travel & Leisure	CN	0.00
COSMOS PHARM.	Retail	JP	0.00
NLMK	Basic Resources	RU	0.00
JASMINE INTERNATIONAL	Technology	TH	0.00
GENUS	Health Care	GB	0.00
MICRONICS JAPAN	Technology	JP	0.00
BR PROPERTIES S.A.	Real Estate	BR	0.00
CHEMTRADE LOGISTICS INC. FUND	Chemicals	CA	0.00
SPAREBANK 1 SMN	Banks	NO	0.00
STELLA JONES	Construction & Materials	CA	0.00
PAREX RESOURCES	Oil & Gas	CA	0.00
TESSERA TECHS.	Technology	US	0.00
RESOLUTE FOREST PRODUCTS	Basic Resources	US	0.00
Highwealth Const	Real Estate	TW	0.00
MUSASHINO BANK	Banks	JP	0.00
CORPORACION FINANCIERA ALBA	Financial Services	ES	0.00
UNITED STATIONERS	Industrial Goods & Services	US	0.00
REC SILICON	Oil & Gas	NO	0.00
ITOCHU TECHNO-SOLUTIONS	Technology	JP	0.00
Korean Reinsu	Insurance	KR	0.00
China Everbright Ltd.	Financial Services	CN	0.00
RALLYE	Retail	FR	0.00
CANACCORD GENUITY GROUP	Financial Services	CA	0.00
ADVANTAGE OIL & GAS	Oil & Gas	CA	0.00
KONGSBERG GRUPPEN	Industrial Goods & Services	NO	0.00
SAI GTT.COML.JST.BK.	Banks	VN	0.00
BUNNINGS WHSE.PR.TST.	Real Estate	AU	0.00
INTERPUMP GRP	Industrial Goods & Services	IT	0.00
SK CHEMICALS	Chemicals	KR	0.00
Apollo Tyres	Automobiles & Parts	IN	0.00
IPCA Labs	Health Care	IN	0.00
SEVEN WEST MEDIA LTD	Media	AU	0.00
GLOBAL MEDIACOM	Media	ID	0.00
CHILDRENS PLACE INC.	Retail	US	0.00
TRENCOR	Industrial Goods & Services	ZA	0.00
EDP Brasil	Utilities	BR	0.00
DAINIPPON SCREEN MANUFACTURING	Technology	JP	0.00
TFS FINANCIAL	Banks	US	0.00
CHARTER HALL GROUP	Real Estate	AU	0.00
ENEA	Utilities	PL	0.00
EMBOTELLADORA ANDINA - A	Food & Beverage	CL	0.00
Sonda SA	Technology	CL	0.00
ACCORDIA GOLF	Travel & Leisure	JP	0.00
TOYO INK SC HOLDINGS	Chemicals	JP	0.00
AVICHINA IND.& TECH.'H'	Automobiles & Parts	CN	0.00
Bajaj Finserv	Financial Services	IN	0.00
CAVERION	Industrial Goods & Services	FI	0.00
SYNTHOMER PLC	Chemicals	GB	0.00
Rengo Co. Ltd.	Industrial Goods & Services	JP	0.00
NIPRO	Health Care	JP	0.00
ENVESTRA	Utilities	AU	0.00
Glow Energy PCL	Utilities	TH	0.00
AMER.NAT.IN.	Insurance	US	0.00
SOHO CHINA	Real Estate	CN	0.00
Nanto Bank Ltd.	Banks	JP	0.00
HUANENG RENEWS. 'H'	Oil & Gas	CN	0.00
SHIMACHU	Retail	JP	0.00
BUMI SERPONG DAMAI	Real Estate	ID	0.00
ALIOR BANK	Banks	PL	0.00
Daum Comm	Technology	KR	0.00
ARSEUS	Health Care	BE	0.00
Odontoprev	Health Care	BR	0.00
NAGACORP	Travel & Leisure	HK	0.00
MAEDA ROAD CONSTRUCTION	Construction & Materials	JP	0.00
MATTHEWS INTL.'A'	Retail	US	0.00
UNIVERSAL	Personal & Household Goods	US	0.00
Clevo Co	Technology	TW	0.00
KAYABA INDUSTRY	Automobiles & Parts	JP	0.00
ELETROBRAS - PREF	Utilities	BR	0.00
CAL.WATER SER.	Utilities	US	0.00
GS Home Shop	Retail	KR	0.00
HRVATSKI TELEKOM	Telecommunications	HR	0.00
Square Enix Holdings Co. Ltd.	Technology	JP	0.00

⁴ Based on the last periodic review implementation

TOTAL MARKET INDICES

STOXX® GLOBAL TOTAL MARKET INDEX

Components⁴

Company	Supersector	Country	Weight (%)
MACQUARIE MEXICO REAL ESTATE	Real Estate	MX	0.00
ASAHI INTECC	Health Care	JP	0.00
HUABAO INTL.HDG.	Chemicals	HK	0.00
HECLA MINING	Basic Resources	US	0.00
Myer Holdings Ltd.	Retail	AU	0.00
DIASORIN	Health Care	IT	0.00
FUKUYAMA TRANSP.	Industrial Goods & Services	JP	0.00
MASSMART	Retail	ZA	0.00
ULKER BISKUVI	Food & Beverage	TR	0.00
Mirae Asset Sec	Financial Services	KR	0.00
FENNER	Industrial Goods & Services	GB	0.00
HANSTEEN HOLDINGS	Real Estate	GB	0.00
Telecom AR	Telecommunications	AR	0.00
INFINERA	Technology	US	0.00
ZTE 'H'	Technology	CN	0.00
NEW CHINA LIFE INSURANCE 'H'	Insurance	CN	0.00
SPONDA	Real Estate	FI	0.00
CALGON CARBON	Chemicals	US	0.00
BANK MILLENNIUM	Banks	PL	0.00
ING Vysya Bank	Banks	IN	0.00
Hyundai Green	Retail	KR	0.00
YINGDE GASES GROUP	Chemicals	CN	0.00
SHO-BOND HOLDINGS	Construction & Materials	JP	0.00
M6 METROPOLE TV	Media	FR	0.00
SANKEN ELECTRIC	Technology	JP	0.00
JUNGHEINRICH PREF	Industrial Goods & Services	DE	0.00
PFEIFFER VACUUM TECHNOLOGY	Industrial Goods & Services	DE	0.00
Hyakujushi Bank Ltd.	Banks	JP	0.00
CAFE DE CORAL HDG.	Travel & Leisure	HK	0.00
Globe Telecom Inc	Telecommunications	PH	0.00
Winbond	Technology	TW	0.00
UNISYS	Technology	US	0.00
SCHULMAN A	Chemicals	US	0.00
MERCIALYS	Real Estate	FR	0.00
SUPER RETAIL GROUP LIMITED	Retail	AU	0.00
Goodman Fielder Ltd.	Food & Beverage	AU	0.00
J TRUST	Financial Services	JP	0.00
Crompton Greaves	Industrial Goods & Services	IN	0.00
Bank Danamon Indonesia Tbk PT	Banks	ID	0.00
SUN INTERNATIONAL	Travel & Leisure	ZA	0.00
ANSALDO STS	Industrial Goods & Services	IT	0.00
TOKAI RIKAI	Automobiles & Parts	JP	0.00
BIMB HOLDINGS	Banks	MY	0.00
CABOT MICROELS.	Technology	US	0.00
Grupo Fin Gali	Banks	AR	0.00
SORIN	Health Care	IT	0.00
DAIO PAPER	Basic Resources	JP	0.00
SCA PROPERTY GROUP	Real Estate	AU	0.00
China Steel Chem	Chemicals	TW	0.00
DAIWA HOUSE REIT INV.	Real Estate	JP	0.00
Kinsus	Technology	TW	0.00
BMCE BANK	Banks	MA	0.00
SENSHU IKEDA HOLDINGS	Banks	JP	0.00
AAR	Industrial Goods & Services	US	0.00
UACJ CORP	Basic Resources	JP	0.00
MRV ENGENHARIA	Real Estate	BR	0.00
Parque Arauco	Real Estate	CL	0.00
CHONGQING RUR.COML.BK. 'H'	Banks	CN	0.00
HEARTLAND EXPRESS	Industrial Goods & Services	US	0.00
Everlight Elec	Industrial Goods & Services	TW	0.00
EUROCASH	Retail	PL	0.00
AURICO GOLD INC	Basic Resources	CA	0.00
NORTH WEST CO INC/THE	Retail	CA	0.00
COMPUTER MODELLING GP.	Technology	CA	0.00
TOKYO OHKA KOGYO	Technology	JP	0.00
VACON	Industrial Goods & Services	FI	0.00
Whitehaven Coal Ltd.	Basic Resources	AU	0.00
FUYO GENERAL LEASE	Financial Services	JP	0.00
CAP SA	Basic Resources	CL	0.00
DATANG INTL.PWR.GNRTN. 'H'	Utilities	CN	0.00
HYPROP INVESTMENTS	Real Estate	ZA	0.00
LS Industrial Sy	Industrial Goods & Services	KR	0.00
CHINA RESOURCES CMT.HDG.	Construction & Materials	CN	0.00
UNITED ARROWS	Retail	JP	0.00

⁴ Based on the last periodic review implementation

TOTAL MARKET INDICES

STOXX® GLOBAL TOTAL MARKET INDEX

Components⁴

Company	Supersector	Country	Weight (%)
TELKOM	Telecommunications	ZA	0.00
FUKUOKA REIT	Real Estate	JP	0.00
Nine Dragons Paper Holdings Lt	Basic Resources	CN	0.00
DAIRY CREST GRP	Food & Beverage	GB	0.00
MDC HDG.	Personal & Household Goods	US	0.00
CHINA GALAXY SECURITIES 'H'	Financial Services	CN	0.00
GREAT EASTERN HDG.	Insurance	SG	0.00
R&F Properties 'H'	Real Estate	CN	0.00
MATSON	Industrial Goods & Services	US	0.00
PIRAMAL ENTERPRISES	Health Care	IN	0.00
INFRATIL	Industrial Goods & Services	NZ	0.00
CALSONIC KANSEI	Automobiles & Parts	JP	0.00
KAZAKHMYS	Basic Resources	GB	0.00
King Yuan Elec	Technology	TW	0.00
Nongshim	Food & Beverage	KR	0.00
LG INTERNATIONAL	Industrial Goods & Services	KR	0.00
AMALGAMATED HOLDINGS	Travel & Leisure	AU	0.00
Formosa Taffeta	Personal & Household Goods	TW	0.00
SHANGHAI ELECTRIC GROUP H	Industrial Goods & Services	CN	0.00
LINTEC	Industrial Goods & Services	JP	0.00
HAZAMA ANDO	Construction & Materials	JP	0.00
GREE	Retail	JP	0.00
AUXILIUM PHARMS.	Health Care	US	0.00
BCA TRANSILVANIA	Banks	RO	0.00
GRAUBUENDNER KANTONALBANK P	Banks	CH	0.00
UNIPOL GRUPPO FINANZIARIO PREF	Insurance	IT	0.00
IRPC PCL	Chemicals	TH	0.00
UEM SUNRISE BHD	Real Estate	MY	0.00
Far East Dept	Retail	TW	0.00
VEIDEKKE	Construction & Materials	NO	0.00
INTIME RETAIL GROUP	Retail	CN	0.00
Hyakugo Bank Ltd.	Banks	JP	0.00
CTCI Corp	Construction & Materials	TW	0.00
SHAL.FOSUN PHARM.(GROUP) 'H'	Health Care	CN	0.00
BRICKWORKS	Construction & Materials	AU	0.00
KISSEI PHARMS.	Health Care	JP	0.00
SURYA CITRA MEDIA	Media	ID	0.00
TOMRA SYSTEMS	Industrial Goods & Services	NO	0.00
CHAMPION REIT.TRUST	Real Estate	HK	0.00
UGL Ltd.	Construction & Materials	AU	0.00
UNION BANK OF NIGERIA	Banks	NG	0.00
CPFL ENERGIAS RENOVAVEIS	Oil & Gas	BR	0.00
RMP ENERGY	Oil & Gas	CA	0.00
ARDENT LEISURE GROUP	Real Estate	AU	0.00
CIA DE SANEAMENTO MG	Utilities	BR	0.00
PARMALAT	Food & Beverage	IT	0.00
ONWARD HOLDINGS	Personal & Household Goods	JP	0.00
DE LONGHI	Personal & Household Goods	IT	0.00
POLA ORBIS HOLDINGS	Personal & Household Goods	JP	0.00
KBC ANCORA	Banks	BE	0.00
ATRIUM EUROPEAN REAL ESTATE	Real Estate	AT	0.00
CANYON SERVICES GROUP	Oil & Gas	CA	0.00
CJ E&M	Personal & Household Goods	KR	0.00
UPONOR	Construction & Materials	FI	0.00
TAKARA STANDARD	Personal & Household Goods	JP	0.00
DAIWA OFFICE INVESTMENT	Real Estate	JP	0.00
SHANGHAI PHARMS.HLDG. CO.'H'	Health Care	CN	0.00
DOUJA PROM ADDOHA	Real Estate	MA	0.00
RATIONAL	Industrial Goods & Services	DE	0.00
Azrieli Group	Real Estate	IL	0.00
HEIWA	Travel & Leisure	JP	0.00
NORTHAM PLATINUM	Basic Resources	ZA	0.00
Young Poong	Basic Resources	KR	0.00
IRESS LTD	Technology	AU	0.00
SANGETSU	Personal & Household Goods	JP	0.00
Oracle Fin	Technology	IN	0.00
OM GROUP	Chemicals	US	0.00
INVOCARE	Retail	AU	0.00
IBJ LEASING	Financial Services	JP	0.00
Jasa Marga PT	Industrial Goods & Services	ID	0.00
Harmony Gold Mining Co Ltd	Basic Resources	ZA	0.00
MAINFREIGHT	Industrial Goods & Services	NZ	0.00
ASSECO POLAND	Technology	PL	0.00
Siemens	Industrial Goods & Services	IN	0.00

⁴ Based on the last periodic review implementation

TOTAL MARKET INDICES

STOXX® GLOBAL TOTAL MARKET INDEX

Components⁴

Company	Supersector	Country	Weight (%)
HD Home Shopping	Retail	KR	0.00
HAW PAR	Health Care	SG	0.00
Ottogi	Food & Beverage	KR	0.00
Tokuyama Corp.	Chemicals	JP	0.00
Sears Holdings Corp.	Retail	US	0.00
King Slide	Industrial Goods & Services	TW	0.00
CHINAVISION MEDIA GROUP	Construction & Materials	HK	0.00
RPS GRP	Industrial Goods & Services	GB	0.00
ARCS	Retail	JP	0.00
VOLCANO	Health Care	US	0.00
UTI WORLDWIDE	Industrial Goods & Services	US	0.00
Value Grupo Financiero	Financial Services	MX	0.00
FASTIGHETS BALDER B	Real Estate	SE	0.00
NHN ENTERTAINMENT	Personal & Household Goods	KR	0.00
Braskem	Chemicals	BR	0.00
VITASOY INTL.HDG.	Food & Beverage	HK	0.00
FIRST FINANCIAL BANCORP	Banks	US	0.00
ARCELIK	Personal & Household Goods	TR	0.00
BUMI ARMADA	Industrial Goods & Services	MY	0.00
HOKKOKU BANK	Banks	JP	0.00
MILLS	Construction & Materials	BR	0.00
CHINA COSCO HOLDINGS H	Industrial Goods & Services	CN	0.00
PANAUST	Basic Resources	AU	0.00
ORIFLAME COSMETICS	Personal & Household Goods	SE	0.00
NOVAGOLD RESOURCES	Basic Resources	CA	0.00
NIPPON SEIKI	Automobiles & Parts	JP	0.00
TIKKURILA	Construction & Materials	FI	0.00
Twn Glass Ind	Construction & Materials	TW	0.00
M2 GROUP	Telecommunications	AU	0.00
CATTOLICA ASSICURAZIONI	Insurance	IT	0.00
NUSTAR GP HLDG	Oil & Gas	US	0.00
TOWNGAS CHINA	Utilities	HK	0.00
SPIRENT COMMUNICATIONS	Technology	GB	0.00
CANON MARKETING JAPAN	Technology	JP	0.00
KIWI INCOME PR.TRUST	Real Estate	NZ	0.00
Britannia Indu	Food & Beverage	IN	0.00
IINET	Technology	AU	0.00
Pacific Basin Shipping Ltd.	Industrial Goods & Services	HK	0.00
ST GALLER KANTONALBANK	Banks	CH	0.00
M1	Telecommunications	SG	0.00
SAI GLOBAL	Industrial Goods & Services	AU	0.00
DOREL INDS.'B' SBVTG.	Personal & Household Goods	CA	0.00
FLUGHAFEN WIEN	Industrial Goods & Services	AT	0.00
SERIA	Retail	JP	0.00
TOSHIBA TEC	Industrial Goods & Services	JP	0.00
Ranbaxy Labs	Health Care	IN	0.00
WOWPRIME	Travel & Leisure	TW	0.00
TV ASAHI	Media	JP	0.00
Merry Eltrs	Technology	TW	0.00
KIYO BANK	Banks	JP	0.00
ORIENT	Financial Services	JP	0.00
Sumco Corp.	Technology	JP	0.00
Tata Global	Food & Beverage	IN	0.00
Orient Overseas (International)	Industrial Goods & Services	HK	0.00
CARDNO	Industrial Goods & Services	AU	0.00
Youngone	Personal & Household Goods	KR	0.00
NAKANISHI	Health Care	JP	0.00
TULLETT PREBON	Financial Services	GB	0.00
KOKUYO	Personal & Household Goods	JP	0.00
PHOSAGRO	Chemicals	RU	0.00
NEWALTA	Industrial Goods & Services	CA	0.00
MAYR MELNHOF KARTON	Industrial Goods & Services	AT	0.00
SHIP FINANCE INTERNATIONAL	Industrial Goods & Services	US	0.00
LATOUR INVESTMENT B	Financial Services	SE	0.00
TODA	Construction & Materials	JP	0.00
BRIGGS & STRATTON	Personal & Household Goods	US	0.00
TORC OIL & GAS	Oil & Gas	CA	0.00
UNI-PRESIDENT CHINA HDG.	Food & Beverage	CN	0.00
VINCOM	Real Estate	VN	0.00
BEIJING CAP.INTL.ARPT. 'H'	Industrial Goods & Services	CN	0.00
PROVIDENT FINL.SVS.	Banks	US	0.00
AIR NEW ZEALAND	Travel & Leisure	NZ	0.00
Ogaki Kyoritsu Bank Ltd.	Banks	JP	0.00
BANQUE NATIONALE DE BELGIQUE	Banks	BE	0.00

⁴ Based on the last periodic review implementation

TOTAL MARKET INDICES

STOXX® GLOBAL TOTAL MARKET INDEX

Components⁴

Company	Supersector	Country	Weight (%)
MEDIA NUSNT.CITRA	Media	ID	0.00
ARRIUM LTD.	Basic Resources	AU	0.00
RIZAL COML.BKG.	Banks	PH	0.00
ULVAC	Industrial Goods & Services	JP	0.00
VIRBAC	Health Care	FR	0.00
D'IETEREN	Retail	BE	0.00
BRP	Personal & Household Goods	CA	0.00
SLATER & GORDON	Industrial Goods & Services	AU	0.00
BEKB/BCBE	Banks	CH	0.00
Kings Town Bank	Banks	TW	0.00
LIGHT	Utilities	BR	0.00
Daesang	Food & Beverage	KR	0.00
MAKINO MILL. MACHINE	Industrial Goods & Services	JP	0.00
PSG GROUP	Financial Services	ZA	0.00
USIMINAS	Basic Resources	BR	0.00
KAMAN 'A'	Industrial Goods & Services	US	0.00
Semirara Mining Corp	Basic Resources	PH	0.00
FAR EAST HORIZON	Financial Services	CN	0.00
Hannstar Dis	Technology	TW	0.00
AXFOOD	Retail	SE	0.00
SAFT	Industrial Goods & Services	FR	0.00
OKUMURA	Construction & Materials	JP	0.00
KOMERI	Retail	JP	0.00
REDROW	Personal & Household Goods	GB	0.00
CHINA COMMS.SVS.'H'	Technology	CN	0.00
CITYCON	Real Estate	FI	0.00
EVA Airways	Travel & Leisure	TW	0.00
GIMV	Financial Services	BE	0.00
CHINA SHIPPING CONT. LINES H	Industrial Goods & Services	CN	0.00
ZENSHO	Travel & Leisure	JP	0.00
FP	Industrial Goods & Services	JP	0.00
WACOM	Technology	JP	0.00
AVANZA BANK HLDG	Financial Services	SE	0.00
IFS	Financial Services	PE	0.00
RINGKJOBING LANDBOBANK	Banks	DK	0.00
PICK N PAY STORES	Retail	ZA	0.00
Unitech	Real Estate	IN	0.00
THANACHART CAPITAL	Banks	TH	0.00
FIRST RESOURCES	Food & Beverage	SG	0.00
Feng Tay Ent	Personal & Household Goods	TW	0.00
SUNNY OPTICAL TECH.GP.	Industrial Goods & Services	HK	0.00
FUJI OIL	Food & Beverage	JP	0.00
SINOPEC SHAI.PETROCHEM. 'H'	Chemicals	CN	0.00
SUMMARECON AGUNG	Real Estate	ID	0.00
NIKKISO	Health Care	JP	0.00
EXEDY	Automobiles & Parts	JP	0.00
INNERGEX RENEWABLE EN.	Utilities	CA	0.00
ITE GROUP	Media	GB	0.00
LT GROUP	Food & Beverage	PH	0.00
SIA ENGINEERING	Industrial Goods & Services	SG	0.00
PDG Realty SA Empreendimentos	Real Estate	BR	0.00
CAPITEC BANK	Banks	ZA	0.00
Yageo	Industrial Goods & Services	TW	0.00
Fila Korea	Retail	KR	0.00
METSA BOARD B	Basic Resources	FI	0.00
Gigabyte Tech	Technology	TW	0.00
INDOFOOD CBP SUKSES MKM.	Food & Beverage	ID	0.00
MALAYSIA AIRPORTS HDG.	Industrial Goods & Services	MY	0.00
ASAHI DIAMOND INDL.	Industrial Goods & Services	JP	0.00
INDEPENDENCE GROUP	Basic Resources	AU	0.00
AKER A	Financial Services	NO	0.00
BUWOG	Real Estate	AT	0.00
TOKYO DOME	Travel & Leisure	JP	0.00
Torrent Pharm	Health Care	IN	0.00
GREGGS	Retail	GB	0.00
PETRA FOODS	Food & Beverage	SG	0.00
TSRC	Chemicals	TW	0.00
SGL CARBON	Industrial Goods & Services	DE	0.00
MELKER SCHORLING	Financial Services	SE	0.00
Havells India	Industrial Goods & Services	IN	0.00
GUOCO GROUP	Financial Services	HK	0.00
MEITEC	Industrial Goods & Services	JP	0.00
D/S NORDEN	Industrial Goods & Services	DK	0.00
CROMBIE REIT	Real Estate	CA	0.00

⁴ Based on the last periodic review implementation

TOTAL MARKET INDICES

STOXX® GLOBAL TOTAL MARKET INDEX

Components⁴

Company	Supersector	Country	Weight (%)
Min Aik	Technology	TW	0.00
REUNERT	Industrial Goods & Services	ZA	0.00
KEPCO Plant S&E	Industrial Goods & Services	KR	0.00
GREAT EAGLE HDG.	Travel & Leisure	HK	0.00
AWE Ltd.	Oil & Gas	AU	0.00
Suzlon Energy	Oil & Gas	IN	0.00
Richtek	Technology	TW	0.00
GOODMAN PROPERTY TRUST	Real Estate	NZ	0.00
Steel Authority of India Ltd	Basic Resources	IN	0.00
PAKISTAN PETROLEUM	Oil & Gas	PK	0.00
SHENZHEN INVESTMENT	Real Estate	CN	0.00
BANK OF OKINAWA	Banks	JP	0.00
OCEAN RIG UDW	Oil & Gas	US	0.00
Chroma Ate	Industrial Goods & Services	TW	0.00
CDL HOSPITALITY TRUSTS	Real Estate	SG	0.00
QLOGIC	Technology	US	0.00
GLUSKIN SHEFF ASSOCIATES	Financial Services	CA	0.00
ESCO TECHS.	Industrial Goods & Services	US	0.00
ASCOTT RESIDENCE TRUST	Real Estate	SG	0.00
FRED OLSEN ENERGY	Oil & Gas	NO	0.00
PENTA-OCEAN CONSTRUCTION	Construction & Materials	JP	0.00
Mindtree	Technology	IN	0.00
SPAR NORD BANK	Banks	DK	0.00
OCEANAGOLD	Basic Resources	CA	0.00
Osem Investments Ltd	Food & Beverage	IL	0.00
NTC	Technology	TW	0.00
China Agri-Industries Holdings	Food & Beverage	CN	0.00
ATLAS AIR WWD.HDG.WNI.	Industrial Goods & Services	US	0.00
SP SETIA	Real Estate	MY	0.00
China Petrochem	Chemicals	TW	0.00
TOREX GOLD RESOURCES	Basic Resources	CA	0.00
VISTAPRINT	Industrial Goods & Services	US	0.00
Agile Property Holdings Ltd.	Real Estate	CN	0.00
ROBINSON DEPT.STORE	Retail	TH	0.00
Toyota Boshoku Corp.	Automobiles & Parts	JP	0.00
SUNOPTA	Food & Beverage	CA	0.00
GAZPROM NEFT	Oil & Gas	RU	0.00
RUSSIAN GRIDS	Utilities	RU	0.00
AGF MANAGEMENT 'B'	Financial Services	CA	0.00
YUEXIU PROPERTY	Real Estate	CN	0.00
KUNGSLEDEN	Real Estate	SE	0.00
SIAM CITY CEMENT	Construction & Materials	TH	0.00
RAFFLES MEDICAL GP.	Health Care	SG	0.00
WELCIA HOLDINGS	Retail	JP	0.00
BIC CAMERA	Retail	JP	0.00
Indo Tambangraya Megah PT	Basic Resources	ID	0.00
Ratchaburi Electricity Generat	Utilities	TH	0.00
SKY PERFECT JSAT HDG.	Media	JP	0.00
ASIAN PAY TV.TRUST UNT.	Media	SG	0.00
LAFARGE CIMENTS	Construction & Materials	MA	0.00
CAPCOM	Technology	JP	0.00
SEKISUI HOUSE SI RESIDENTIAL	Real Estate	JP	0.00
TNSC.'A' SBVTG.	Industrial Goods & Services	CA	0.00
MEIDENSHA	Industrial Goods & Services	JP	0.00
INTREPID POTASH	Basic Resources	US	0.00
SALMAR	Food & Beverage	NO	0.00
VALID SOLUCOES E SERV.	Industrial Goods & Services	BR	0.00
MITSUBISHI PENCIL	Personal & Household Goods	JP	0.00
MARTINREA INTL.	Automobiles & Parts	CA	0.00
INABA DENKISANGYO	Industrial Goods & Services	JP	0.00
INTERFOR CORP	Basic Resources	CA	0.00
STARHILL GLOBAL REIT	Real Estate	SG	0.00
CHINA SOUTH CITY HDG.	Industrial Goods & Services	HK	0.00
NORWEGIAN AIR SHUTTLE	Travel & Leisure	NO	0.00
Eternal	Chemicals	TW	0.00
UNITED PLANTATIONS	Food & Beverage	MY	0.00
Tata Chemicals	Chemicals	IN	0.00
GRP STERIA	Technology	FR	0.00
LUK FOOK HDG.(INTL.)	Retail	HK	0.00
U-Ming Marine	Industrial Goods & Services	TW	0.00
Glaxosmith C	Food & Beverage	IN	0.00
GRUPO SECURITY	Financial Services	CL	0.00
Macronix	Technology	TW	0.00
NIPPON SUISAN KAISHA	Food & Beverage	JP	0.00

⁴ Based on the last periodic review implementation

TOTAL MARKET INDICES

STOXX® GLOBAL TOTAL MARKET INDEX

Components⁴

Company	Supersector	Country	Weight (%)
SHENZHEN INTL.HDG.	Industrial Goods & Services	CN	0.00
Zoomlion H	Industrial Goods & Services	CN	0.00
China Blue Chem 'H'	Chemicals	CN	0.00
Far Eastern Bk	Banks	TW	0.00
Tripod Tech	Industrial Goods & Services	TW	0.00
PROVIDA	Financial Services	CL	0.00
TOHO BANK	Banks	JP	0.00
SEMAPA	Basic Resources	PT	0.00
DREAM GLOBAL REIT	Real Estate	CA	0.00
CFR PHARMACEUTICALS S.A.	Health Care	CL	0.00
ASATSU-DK	Media	JP	0.00
SAO MARTINHO	Food & Beverage	BR	0.00
IMPERIAL HOTEL	Travel & Leisure	JP	0.00
NORITZ	Construction & Materials	JP	0.00
CIPUTRA DEVELOPMENT	Real Estate	ID	0.00
African Bank Investments Ltd	Financial Services	ZA	0.00
ATRESMEDIA CORPORACION	Media	ES	0.00
Cadila Health	Health Care	IN	0.00
E.ON RUSSIA	Utilities	RU	0.00
IGUATEMI	Real Estate	BR	0.00
MURRAY & ROBERTS	Construction & Materials	ZA	0.00
REXLOT HOLDINGS	Travel & Leisure	HK	0.00
COEUR MINING	Basic Resources	US	0.00
BANK OF IWATE	Banks	JP	0.00
HONGKONG & SHAI.HTLS.	Travel & Leisure	HK	0.00
BIOSTIME INTL.HOLDINGS	Food & Beverage	HK	0.00
INTERNET INTV.JAPAN	Technology	JP	0.00
DEETHREE EXPLORATION	Oil & Gas	CA	0.00
RHI	Industrial Goods & Services	AT	0.00
NIPPO	Construction & Materials	JP	0.00
Sunac China Hol.	Real Estate	HK	0.00
NOVADAQ TECHNOLOGIES	Health Care	CA	0.00
CANEXUS	Chemicals	CA	0.00
Berjaya Sports Toto BHD	Travel & Leisure	MY	0.00
ARA ASSET MANAGEMENT	Financial Services	SG	0.00
RENISHAW	Industrial Goods & Services	GB	0.00
Standard Foods	Food & Beverage	TW	0.00
GFK	Media	DE	0.00
PREMIER INVESTMENT	Real Estate	JP	0.00
BENI STABILI	Real Estate	IT	0.00
HANWA	Industrial Goods & Services	JP	0.00
DANIELI & C RSP	Industrial Goods & Services	IT	0.00
SAIBU GAS	Utilities	JP	0.00
UNIPRES	Automobiles & Parts	JP	0.00
TONG REN TANG TECHS.'H'	Health Care	CN	0.00
SAN JUAN BASIN ROYALTY TRUST	Oil & Gas	US	0.00
MORGUARD	Real Estate	CA	0.00
NESTLE PAKISTAN	Food & Beverage	PK	0.00
SIAS	Industrial Goods & Services	IT	0.00
CAL	Travel & Leisure	TW	0.00
INTL.SPEEDWAY 'A'	Travel & Leisure	US	0.00
HPCL	Oil & Gas	IN	0.00
SUMITOMO WAREHOUSE	Industrial Goods & Services	JP	0.00
SUMITOMO MITSUI CON.	Construction & Materials	JP	0.00
KESKO A	Retail	FI	0.00
YAMANASHI CHUO BK.	Banks	JP	0.00
RICHELIEU HARDWARE	Industrial Goods & Services	CA	0.00
KIATNAKIN BANK	Banks	TH	0.00
CHINA MODERN DAIRY HLDG	Food & Beverage	HK	0.00
LORAL SPACE & COMMUNICATIONS	Technology	US	0.00
AEON CO.(M)	Retail	MY	0.00
BANK TABUNGAN PENSIUNAN	Banks	ID	0.00
Feng Hsin Iron	Basic Resources	TW	0.00
DCM HOLDINGS	Retail	JP	0.00
Skyworth Digital Holdings Ltd.	Personal & Household Goods	HK	0.00
CRAMO	Industrial Goods & Services	FI	0.00
SMRT	Travel & Leisure	SG	0.00
LOJAS AMERICANAS ON	Retail	BR	0.00
iMarketKorea	Industrial Goods & Services	KR	0.00
ATEA	Technology	NO	0.00
BIOSENSORS INTL.GP.	Health Care	SG	0.00
TISCO FINANCIAL GROUP	Banks	TH	0.00
ERAMET	Basic Resources	FR	0.00
TRAVELSKY TECHNOLOGY 'H'	Technology	CN	0.00

⁴ Based on the last periodic review implementation

TOTAL MARKET INDICES

STOXX® GLOBAL TOTAL MARKET INDEX

Components⁴

Company	Supersector	Country	Weight (%)
WESTPORT INNOVATIONS	Industrial Goods & Services	CA	0.00
NORTHERN PROPERTY REIT TRUST	Real Estate	CA	0.00
YUEXIU REAL ESTATE INV. TST.	Real Estate	HK	0.00
ELECTRICITY GENERATING	Utilities	TH	0.00
YAMAGATA BANK	Banks	JP	0.00
CAPSTONE MINING	Basic Resources	CA	0.00
Bank Otkritie FC	Banks	RU	0.00
Tainan Spinning	Personal & Household Goods	TW	0.00
CLAS OHLSON B	Retail	SE	0.00
NIPPON FLOUR MILLS	Food & Beverage	JP	0.00
PILOT	Personal & Household Goods	JP	0.00
OKAMURA	Personal & Household Goods	JP	0.00
MONEX GROUP	Financial Services	JP	0.00
BARCO	Industrial Goods & Services	BE	0.00
Petronet Lng	Utilities	IN	0.00
E.CL SA	Utilities	CL	0.00
SINO-THAI ENGR.CON.	Construction & Materials	TH	0.00
Almendral SA	Utilities	CL	0.00
CENTERRA GOLD	Basic Resources	CA	0.00
CATO 'A'	Retail	US	0.00
NITTO BOSEKI	Construction & Materials	JP	0.00
MORINAGA MILK INDUSTRY	Food & Beverage	JP	0.00
Neo Solar Power	Oil & Gas	TW	0.00
Capital Sec	Financial Services	TW	0.00
KINTETSU WORLD EXPRESS	Industrial Goods & Services	JP	0.00
VOSSLOH	Industrial Goods & Services	DE	0.00
Wanhai	Industrial Goods & Services	TW	0.00
AES TIETE S.A.	Utilities	BR	0.00
Godrej Indus	Food & Beverage	IN	0.00
VALOR	Retail	JP	0.00
Quinenco SA	Industrial Goods & Services	CL	0.00
ROBINSONS LD.	Real Estate	PH	0.00
Max India	Insurance	IN	0.00
Alpha Natural Resources Inc.	Basic Resources	US	0.00
TAIKISHA	Construction & Materials	JP	0.00
Cholamandalam	Financial Services	IN	0.00
AI HOLDINGS	Technology	JP	0.00
II VI	Industrial Goods & Services	US	0.00
AECON GROUP	Construction & Materials	CA	0.00
HI-LEX	Industrial Goods & Services	JP	0.00
NIPPON LIGHT METAL HLDGS	Basic Resources	JP	0.00
JUST DIAL LIMITED	Technology	IN	0.00
Sanyang Industry	Automobiles & Parts	TW	0.00
WDP	Real Estate	BE	0.00
GOLDIN FINANCIAL HDG.	Financial Services	HK	0.00
LIFESTYLE INTL.HDG.	Retail	HK	0.00
ENPLAS	Industrial Goods & Services	JP	0.00
UNITED COMPANY RUSAL	Basic Resources	HK	0.00
MAGNUM BHD	Travel & Leisure	MY	0.00
SHUI ON LAND	Real Estate	CN	0.00
Emami	Personal & Household Goods	IN	0.00
PAKISTAN STATE OIL	Oil & Gas	PK	0.00
Eletrabras SA	Utilities	BR	0.00
Z ENERGY	Oil & Gas	NZ	0.00
GRINDROD	Industrial Goods & Services	ZA	0.00
NIPPON SODA	Chemicals	JP	0.00
NUFARM	Chemicals	AU	0.00
KADOKAWA CORP	Media	JP	0.00
ZHONGSHENG GP.HDG.	Automobiles & Parts	CN	0.00
Elan Microeltr	Technology	TW	0.00
M&M Fin Services	Financial Services	IN	0.00
F@N COMMUNICATIONS	Media	JP	0.00
CCC SA	Retail	PL	0.00
Exide Industries	Automobiles & Parts	IN	0.00
Yungfay Eng	Industrial Goods & Services	TW	0.00
EGYPTIAN KUWAITI HOLDING	Financial Services	EG	0.00
IMAGINATION TECHNOLOGIES GRP	Technology	GB	0.00
VINDA INTERNATIONAL HDG.	Personal & Household Goods	HK	0.00
CATHAY NO.1 REIT.	Real Estate	TW	0.00
BLOOMBERRY RESORTS	Travel & Leisure	PH	0.00
JSW	Basic Resources	PL	0.00
Cheng Uei	Industrial Goods & Services	TW	0.00
DAH SING FINANCIAL HDG.	Banks	HK	0.00
Karur Vysya Bank	Banks	IN	0.00

⁴ Based on the last periodic review implementation

TOTAL MARKET INDICES

STOXX® GLOBAL TOTAL MARKET INDEX

Components⁴

Company	Supersector	Country	Weight (%)
AOKI HOLDINGS	Retail	JP	0.00
ITHACA ENERGY	Oil & Gas	CA	0.00
RIETER	Industrial Goods & Services	CH	0.00
NICHI-IKO PHARMACEUTICAL	Health Care	JP	0.00
Amara Raja Batt	Industrial Goods & Services	IN	0.00
TAKATA	Automobiles & Parts	JP	0.00
FRUTAROM	Chemicals	IL	0.00
Canara Bank	Banks	IN	0.00
EBOS GROUP	Health Care	NZ	0.00
CHINA POWER INTL.DEV.	Utilities	CN	0.00
HAP SENG CONSOLIDATED	Chemicals	MY	0.00
Hoa Phat Group JSC	Industrial Goods & Services	VN	0.00
SINOPEC KANTONS HOLDINGS	Oil & Gas	CN	0.00
MANDOM	Personal & Household Goods	JP	0.00
WONIK IPS CO LTD	Technology	KR	0.00
3-D MATRIX	Health Care	JP	0.00
MONOTARO	Industrial Goods & Services	JP	0.00
GUINNESS NIGERIA	Food & Beverage	NG	0.00
ALPARGATAS	Personal & Household Goods	BR	0.00
NIPPON DENSETSU KOGYO	Construction & Materials	JP	0.00
BAYWA	Food & Beverage	DE	0.00
AMOREPACIFIC PF.	Personal & Household Goods	KR	0.00
TRULY INTL HLDG	Industrial Goods & Services	HK	0.00
TAKASAGO THERMAL ENGR.	Construction & Materials	JP	0.00
Hanjin Shipping	Industrial Goods & Services	KR	0.00
HITACHI ZOSEN	Industrial Goods & Services	JP	0.00
Li Ning Co. Ltd.	Personal & Household Goods	HK	0.00
FUJITEC	Industrial Goods & Services	JP	0.00
TVN	Media	PL	0.00
DFDS	Industrial Goods & Services	DK	0.00
GRUPO AEROMEXICO	Travel & Leisure	MX	0.00
SIGMA PHARMS.	Retail	AU	0.00
SCINOPHARM TAIWAN	Health Care	TW	0.00
TOP REIT	Real Estate	JP	0.00
IREN	Utilities	IT	0.00
FORD OTOSAN	Automobiles & Parts	TR	0.00
Ton Yi Ind	Basic Resources	TW	0.00
POLY PROPERTY GROUP CO	Real Estate	CN	0.00
BUKIT SEMBAWANG ESTS.	Real Estate	SG	0.00
DAISEKI	Industrial Goods & Services	JP	0.00
NISSIN KOGYO	Automobiles & Parts	JP	0.00
PRECINCT PROPERTIES NZ	Real Estate	NZ	0.00
EZTEC	Real Estate	BR	0.00
NESTLE (MALAYSIA)	Food & Beverage	MY	0.00
TOFAS OTOMOBIL FABRIKASI	Automobiles & Parts	TR	0.00
NOMURA RLST.RESD.FD.	Real Estate	JP	0.00
ERG	Oil & Gas	IT	0.00
HITACHI TRAN.SY.	Industrial Goods & Services	JP	0.00
Makalot	Personal & Household Goods	TW	0.00
AMANO	Industrial Goods & Services	JP	0.00
Paz Oil Co Ltd	Oil & Gas	IL	0.00
ORIENTAL HOLDINGS	Retail	MY	0.00
CONWERT IMMOBILIEN INVEST	Real Estate	AT	0.00
Arch Coal Inc.	Basic Resources	US	0.00
BRD-GRP SOCIETE GENERALE	Banks	RO	0.00
NORDIC SEMICONDUCTOR	Technology	NO	0.00
NOBIA	Personal & Household Goods	SE	0.00
BANK OF NAGOYA	Banks	JP	0.00
DATATEC	Technology	ZA	0.00
VONTOBEL	Banks	CH	0.00
MELEXIS	Technology	BE	0.00
GOLDIN PROPERTIES HDG.	Real Estate	HK	0.00
CENTRAL GLASS	Construction & Materials	JP	0.00
LSR GRP	Construction & Materials	RU	0.00
DET NORSKE OLJESELSKAP	Oil & Gas	NO	0.00
ZELTIA	Health Care	ES	0.00
BCO BPI	Banks	PT	0.00
SWECO 'B'	Construction & Materials	SE	0.00
RAISIO	Food & Beverage	FI	0.00
SHINMAYWA INDS.	Industrial Goods & Services	JP	0.00
COLT TELECOM	Telecommunications	GB	0.00
FCC	Automobiles & Parts	JP	0.00
MORNEAU SHEPELL	Industrial Goods & Services	CA	0.00
MARFRIG GLOBAL FOODS	Food & Beverage	BR	0.00

⁴ Based on the last periodic review implementation

TOTAL MARKET INDICES

STOXX® GLOBAL TOTAL MARKET INDEX

Components⁴

Company	Supersector	Country	Weight (%)
TSH RESOURCES	Food & Beverage	MY	0.00
BCA CARIGE	Banks	IT	0.00
IOCHPE MAXION S.A.	Automobiles & Parts	BR	0.00
FAES FARMA	Health Care	ES	0.00
Grupo Clarin	Media	AR	0.00
Nan Kang Tire	Automobiles & Parts	TW	0.00
VOLARIS	Travel & Leisure	MX	0.00
NICHIAS	Construction & Materials	JP	0.00
KUREHA	Chemicals	JP	0.00
DIGITAL CHINA HDG.	Technology	HK	0.00
FRANSHION PROPS.(CHINA)	Real Estate	CN	0.00
AVIGILON	Industrial Goods & Services	CA	0.00
Samsung F Chem	Chemicals	KR	0.00
GRUPA LOTOS	Oil & Gas	PL	0.00
Castrol India	Chemicals	IN	0.00
KOMORI	Industrial Goods & Services	JP	0.00
HANSON INTERNATIONAL	Personal & Household Goods	ID	0.00
ADCOCK INGRAM HOLDINGS	Health Care	ZA	0.00
BBMG 'H'	Construction & Materials	CN	0.00
ICELANDAIR GROUP	Travel & Leisure	IS	0.00
GMO INTERNET	Technology	JP	0.00
HUBER+SUHNER	Technology	CH	0.00
Dong suh	Food & Beverage	KR	0.00
GWA GROUP LTD	Construction & Materials	AU	0.00
MONSTER WORLDWIDE	Industrial Goods & Services	US	0.00
WESTERN AREAS	Basic Resources	AU	0.00
SIDERAR SAIC	Basic Resources	AR	0.00
PUMA	Personal & Household Goods	DE	0.00
The Indian Hotel	Travel & Leisure	IN	0.00
NIHON M&A CENTER	Financial Services	JP	0.00
GREATVIEW ASEPTIC PACK	Industrial Goods & Services	HK	0.00
SISE CAM	Personal & Household Goods	TR	0.00
PORT OF TAURANGA	Industrial Goods & Services	NZ	0.00
PROCTER&GAMB	Personal & Household Goods	IN	0.00
KANEMATSU	Industrial Goods & Services	JP	0.00
CH KARNCHANG	Construction & Materials	TH	0.00
TSI HOLDINGS	Personal & Household Goods	JP	0.00
TIANJIN PORT DEV.HDG.	Industrial Goods & Services	CN	0.00
UNION ANDINA DE CEMENTOS	Construction & Materials	PE	0.00
TOKYO SEIMITSU	Technology	JP	0.00
TSOGO SUN	Travel & Leisure	ZA	0.00
Hyundaimercmar	Industrial Goods & Services	KR	0.00
EFG-HERMES	Financial Services	EG	0.00
EZCHIP	Technology	IL	0.00
BANRISUL	Banks	BR	0.00
YMTC	Industrial Goods & Services	TW	0.00
TEXWINCA HOLDINGS	Personal & Household Goods	HK	0.00
AQUILA RESOURCES	Basic Resources	AU	0.00
SANOMA	Media	FI	0.00
Transcend Info	Technology	TW	0.00
MANILA WATER	Utilities	PH	0.00
CACHE LOGISTICS TRUST	Real Estate	SG	0.00
AUTOMOTIVE HOLDINGS GP.	Retail	AU	0.00
HELLENIC EXCHANGES HLDG	Financial Services	GR	0.00
SYNTHOS	Chemicals	PL	0.00
SHOUGANG FUSHAN RESOURCES GRP	Basic Resources	CN	0.00
HYUNDAI SEC	Financial Services	KR	0.00
WINPAK	Industrial Goods & Services	CA	0.00
SUPER GROUP	Industrial Goods & Services	ZA	0.00
CHOW SANG SANG HDG.INTL.	Retail	HK	0.00
THROMBOGENICS	Health Care	BE	0.00
MYTILINEOS HLDG	Basic Resources	GR	0.00
DREAM UNLIMITED	Real Estate	CA	0.00
OI SA - PREF	Telecommunications	BR	0.00
SVENSKA CELLULOSA A	Personal & Household Goods	SE	0.00
Astra Agro Lestari Tbk PT	Food & Beverage	ID	0.00
ARB	Retail	AU	0.00
XL AXIATA	Telecommunications	ID	0.00
CHIYODA COMPANY	Retail	JP	0.00
NEVSUN RESOURCES	Basic Resources	CA	0.00
ALIANSCA ON NM	Real Estate	BR	0.00
SUMITOMO BAKELITE	Chemicals	JP	0.00
Borregaard	Chemicals	NO	0.00
UOB-KAY HIAN HDG.	Financial Services	SG	0.00

⁴ Based on the last periodic review implementation

TOTAL MARKET INDICES

STOXX® GLOBAL TOTAL MARKET INDEX

Components⁴

Company	Supersector	Country	Weight (%)
RAMIRENT	Industrial Goods & Services	FI	0.00
SUNWAY	Real Estate	MY	0.00
EOH	Technology	ZA	0.00
LOTTE FOOD	Food & Beverage	KR	0.00
MOTA ENGL	Construction & Materials	PT	0.00
HOGY MEDICAL	Health Care	JP	0.00
SANTAM	Insurance	ZA	0.00
COLOWIDE	Travel & Leisure	JP	0.00
Taiwan Secom	Industrial Goods & Services	TW	0.00
Chin Poon Ind	Industrial Goods & Services	TW	0.00
BURSA MALAYSIA	Financial Services	MY	0.00
PARKWAY LIFE REIT.TST.	Real Estate	SG	0.00
BROOKFIELD RESD. (NYS) PROPS.	Personal & Household Goods	CA	0.00
GATEGROUP HOLDING	Travel & Leisure	CH	0.00
FUTABA	Industrial Goods & Services	JP	0.00
MDC PARTNERS 'A'	Media	CA	0.00
Union Bank	Banks	IN	0.00
EXELIXIS	Health Care	US	0.00
FUJI SEAL INTL.	Industrial Goods & Services	JP	0.00
Ashok Leyland	Industrial Goods & Services	IN	0.00
FRASERS CENTREPOINT TST.	Real Estate	SG	0.00
HYUNDAI ROTEM	Industrial Goods & Services	KR	0.00
ERICSSON LM A	Technology	SE	0.00
JIANGSU FUTURE LAND 'B	Real Estate	CN	0.00
FURUKAWA	Industrial Goods & Services	JP	0.00
Compeq Mftg	Industrial Goods & Services	TW	0.00
C. BANK FOR FOREIGN TRADE	Banks	VN	0.00
K WAH INTERNATIONAL HDG.	Real Estate	HK	0.00
LINDAB INTERNATIONAL	Construction & Materials	SE	0.00
ITOHAM FOODS	Food & Beverage	JP	0.00
TOTETSU KOGYO	Construction & Materials	JP	0.00
DELTA ELECTRONICS	Industrial Goods & Services	TH	0.00
Partner Communications Co Ltd	Telecommunications	IL	0.00
IGB	Real Estate	MY	0.00
Bank of India	Banks	IN	0.00
MARUHA NICHIRO CORP	Food & Beverage	JP	0.00
CREDITO EMILIANO	Banks	IT	0.00
Tambang Batubara Bukit Asam Tb	Basic Resources	ID	0.00
AVEX GP.HDG.	Media	JP	0.00
BANGKOK LAND	Real Estate	TH	0.00
HARTALEGA HOLDINGS	Health Care	MY	0.00
SAVANNA ENERGY SERVICES	Oil & Gas	CA	0.00
CFE	Construction & Materials	BE	0.00
Banco Macro S.A.	Banks	AR	0.00
Waterland Fin	Financial Services	TW	0.00
THEIL	Technology	TW	0.00
CHABIOTECH	Industrial Goods & Services	KR	0.00
SANDEN	Automobiles & Parts	JP	0.00
QUALITY SYSTEMS	Technology	US	0.00
DWANGO	Technology	JP	0.00
MEGMILK SNOW BRAND	Food & Beverage	JP	0.00
SKC	Chemicals	KR	0.00
VALORA	Retail	CH	0.00
IMPORT&EXPORT PATAGONIA	Retail	AR	0.00
LEROY SEAFOOD GROUP	Food & Beverage	NO	0.00
PREMIER INVESTMENT	Financial Services	AU	0.00
SEVEN GROUP HOLDINGS	Media	AU	0.00
NORDION	Health Care	CA	0.00
HORIZON NORTH LOGISTICS	Oil & Gas	CA	0.00
CHINA HUIYUAN JUICE GP.	Food & Beverage	HK	0.00
Sun TV network	Media	IN	0.00
AVEO GROUP	Real Estate	AU	0.00
WING TAI HOLDINGS	Real Estate	SG	0.00
Green Cross	Health Care	KR	0.00
SUN HUNG KAI & COMPANY	Financial Services	HK	0.00
LUCKY CEMENT	Construction & Materials	PK	0.00
BRIGHTOIL PTL.(HDG.)	Oil & Gas	HK	0.00
SANDSTORM GOLD	Basic Resources	CA	0.00
UBOT	Banks	TW	0.00
BANGCHAK PETROLEUM	Oil & Gas	TH	0.00
KAROON GAS AUSTRALIA	Oil & Gas	AU	0.00
ALARIS ROYALTY	Financial Services	CA	0.00
MEDIA PRIMA	Media	MY	0.00
Voltas Ltd	Industrial Goods & Services	IN	0.00

⁴ Based on the last periodic review implementation

TOTAL MARKET INDICES

STOXX® GLOBAL TOTAL MARKET INDEX

Components⁴

Company	Supersector	Country	Weight (%)
MITSUBA	Automobiles & Parts	JP	0.00
CHERKIZOVO GRP	Food & Beverage	RU	0.00
Cellcom Israel Ltd	Telecommunications	IL	0.00
Thermax	Industrial Goods & Services	IN	0.00
REGIS	Retail	US	0.00
MESOBLAST	Health Care	AU	0.00
NITTO KOGYO	Industrial Goods & Services	JP	0.00
LASSILA & TIKANOJA	Industrial Goods & Services	FI	0.00
DUNDEE 'A' SUBD.VTG.	Financial Services	CA	0.00
HITACHI KOKUSAI ELECTRIC	Technology	JP	0.00
CHINA SYE.SLR.TECH HLDG	Oil & Gas	HK	0.00
DOUTOR NICHIRE HOLDINGS	Travel & Leisure	JP	0.00
RTI INTL.METALS	Basic Resources	US	0.00
QUE Ltd	Travel & Leisure	SG	0.00
VGI GLOBAL MEDIA	Media	TH	0.00
CHINA OIL AND GAS GP.	Oil & Gas	HK	0.00
DEUTSCHE POSTBANK	Banks	DE	0.00
PACIFIC METALS	Basic Resources	JP	0.00
Inversiones Aguas Metropolitan	Utilities	CL	0.00
SK KAKEN	Construction & Materials	JP	0.00
IMPERIAL METALS	Basic Resources	CA	0.00
YOSHINOYA HOLDINGS	Travel & Leisure	JP	0.00
CHEMRING GRP	Industrial Goods & Services	GB	0.00
SHANKS GRP	Industrial Goods & Services	GB	0.00
PARAMOUNT BED HOLDINGS	Health Care	JP	0.00
NIPPON GAS	Utilities	JP	0.00
MOS FOOD SERVICES	Travel & Leisure	JP	0.00
Multiplus	Retail	BR	0.00
TPR	Automobiles & Parts	JP	0.00
Ormat Industries	Utilities	IL	0.00
VSMPO AVISMA CORP.	Basic Resources	RU	0.00
LLX LOGISTICA	Industrial Goods & Services	BR	0.00
COCOKARA FINE INC.	Retail	JP	0.00
KEIHIN	Automobiles & Parts	JP	0.00
ANTON OILFIELD SVS.GROUP	Oil & Gas	HK	0.00
EVEN ON	Real Estate	BR	0.00
JSE	Financial Services	ZA	0.00
THAICOM	Technology	TH	0.00
CHINA GOLD INTL.RES.	Basic Resources	CA	0.00
SATO	Technology	JP	0.00
TECMO KOEI HOLDINGS	Technology	JP	0.00
Oriental Union	Chemicals	TW	0.00
CHINA RONGSHENG	Industrial Goods & Services	HK	0.00
SUMBER ALFARIA TRIJAYA	Retail	ID	0.00
GOODPACK	Industrial Goods & Services	SG	0.00
YODOGAWA STEEL WKS.	Basic Resources	JP	0.00
ACUCAP PROPERTIES	Real Estate	ZA	0.00
Great Eastern	Industrial Goods & Services	IN	0.00
TMK	Basic Resources	RU	0.00
JUST ENERGY GROUP INC	Utilities	CA	0.00
KATO SANGYO	Food & Beverage	JP	0.00
Prince Hsg Dev	Real Estate	TW	0.00
SILVERLAKE AXIS	Technology	SG	0.00
SHAI.LJZ.FN&T.ZONE DEV. 'B'	Real Estate	CN	0.00
BERLI JUCKER	Industrial Goods & Services	TH	0.00
VIETNAM EXPT.IMT.COML.	Banks	VN	0.00
YAOKO	Retail	JP	0.00
COTT (NYS)	Food & Beverage	CA	0.00
AVENG	Construction & Materials	ZA	0.00
SSAB B	Basic Resources	SE	0.00
NEWOCEAN ENERGY HDG.	Retail	HK	0.00
MIRAIT HOLDINGS	Construction & Materials	JP	0.00
SILVER STD.RES. (NAS)	Basic Resources	CA	0.00
TESSENDERLO CHEMIE	Chemicals	BE	0.00
Strauss Group Ltd	Food & Beverage	IL	0.00
FREIGHTWAYS	Industrial Goods & Services	NZ	0.00
MIZUNO	Personal & Household Goods	JP	0.00
JAPAN SECS.FINANCE	Financial Services	JP	0.00
Harel Insurance Investments &	Insurance	IL	0.00
KOREA KOLMAR	Personal & Household Goods	KR	0.00
NIHON NOHYAKU	Chemicals	JP	0.00
FUKUDA DENSHI	Health Care	JP	0.00
Volcan	Basic Resources	PE	0.00
BOUSTEAD HOLDINGS	Retail	MY	0.00

⁴ Based on the last periodic review implementation

TOTAL MARKET INDICES

STOXX® GLOBAL TOTAL MARKET INDEX

Components⁴

Company	Supersector	Country	Weight (%)
Hana Tour Servic	Travel & Leisure	KR	0.00
City Union Bank	Banks	IN	0.00
EVS BROADCAST EQUIPMENT	Industrial Goods & Services	BE	0.00
DANGOTE SUGAR REFINERY	Food & Beverage	NG	0.00
FORTUNA SILVER MINES	Basic Resources	CA	0.00
TESCO CORP.	Oil & Gas	CA	0.00
Biocon	Health Care	IN	0.00
TCL COMM.TECH.HDG.	Technology	CN	0.00
DIXY GROUP	Retail	RU	0.00
NEPTUNE ORIENT LINES	Industrial Goods & Services	SG	0.00
ARGOSY PROPERTY LTD	Real Estate	NZ	0.00
METLIFECARE	Health Care	NZ	0.00
Jubilant Food	Travel & Leisure	IN	0.00
AMPLIFON	Health Care	IT	0.00
TOMONY HOLDINGS	Banks	JP	0.00
EDION	Retail	JP	0.00
FLEXIGROUP	Financial Services	AU	0.00
KWG PROPERTY HOLDING	Real Estate	HK	0.00
HITEJINRO	Food & Beverage	KR	0.00
YFY	Basic Resources	TW	0.00
NHPC	Utilities	IN	0.00
LPN DEVELOPMENT	Real Estate	TH	0.00
Tatung	Technology	TW	0.00
RAMCO CEMENTS	Construction & Materials	IN	0.00
TOPRE	Automobiles & Parts	JP	0.00
ELLAKTOR	Construction & Materials	GR	0.00
INTER RAO UES	Utilities	RU	0.00
ASYA KATILIM BANKASI	Banks	TR	0.00
RYOSAN	Technology	JP	0.00
SHUN TAK HOLDINGS	Travel & Leisure	HK	0.00
TOC	Real Estate	JP	0.00
China High Speed Transmission	Oil & Gas	HK	0.00
SAFILO GRP	Personal & Household Goods	IT	0.00
Info Edge	Media	IN	0.00
HANKYU REIT	Real Estate	JP	0.00
ASTM	Industrial Goods & Services	IT	0.00
GUOCOLAND	Real Estate	SG	0.00
LOTTE HIMART	Retail	KR	0.00
BLACKPEARL RESOURCES	Oil & Gas	CA	0.00
CESC	Utilities	IN	0.00
SASA INTERNATIONAL HDG.	Retail	HK	0.00
PIK GRP	Real Estate	RU	0.00
CHOFU SEISAKUSHO	Personal & Household Goods	JP	0.00
EZRA HOLDINGS	Oil & Gas	SG	0.00
FRASERS COMMERCIAL TRUST	Real Estate	SG	0.00
SENEX ENERGY	Oil & Gas	AU	0.00
Meritz Fire Ins	Financial Services	KR	0.00
Videocon Ind	Personal & Household Goods	IN	0.00
Jain Irrigation	Construction & Materials	IN	0.00
MERMAID MARINE AUS.	Industrial Goods & Services	AU	0.00
VUKILE PROPERTY FUND	Real Estate	ZA	0.00
FPT Corp	Telecommunications	VN	0.00
KETY	Basic Resources	PL	0.00
TECHNOPOLIS	Real Estate	FI	0.00
Hanil cement	Construction & Materials	KR	0.00
INTERTAPE POLYMER GP.	Industrial Goods & Services	CA	0.00
SUMMERSET GROUP HOLDINGS	Retail	NZ	0.00
MARCOPOLO	Industrial Goods & Services	BR	0.00
PICK N PAY HOLDINGS	Retail	ZA	0.00
MOTOR OIL (HELLAS)	Oil & Gas	GR	0.00
TACHI-S	Automobiles & Parts	JP	0.00
AVX	Industrial Goods & Services	US	0.00
FUJI KYUKO	Travel & Leisure	JP	0.00
ROWSLEY	Travel & Leisure	SG	0.00
HEIWADO	Retail	JP	0.00
BANGKOK INSURANCE	Insurance	TH	0.00
PORTUCEL	Basic Resources	PT	0.00
JACCS	Financial Services	JP	0.00
Hindustan Zinc Ltd	Basic Resources	IN	0.00
MAGYAR TELEKOM	Telecommunications	HU	0.00
NIZHNEKAMSKNEFTEKHIM	Chemicals	RU	0.00
TOKAI CARBON	Chemicals	JP	0.00
Gafisa	Personal & Household Goods	BR	0.00
JAPAN RENTAL HSG.INVS.	Real Estate	JP	0.00

⁴ Based on the last periodic review implementation

TOTAL MARKET INDICES

STOXX® GLOBAL TOTAL MARKET INDEX

Components⁴

Company	Supersector	Country	Weight (%)
QUALITY HOUSES	Real Estate	TH	0.00
REGIS RESOURCES	Basic Resources	AU	0.00
CHINA SHANSHUI CMT.GROUP	Construction & Materials	CN	0.00
IGB REAL ESTATE INV.TST.	Real Estate	MY	0.00
FUJIMORI KOGYO	Chemicals	JP	0.00
BENETEAU	Personal & Household Goods	FR	0.00
FUJITSU GENERAL	Personal & Household Goods	JP	0.00
VIROMED	Health Care	KR	0.00
PKC GROUP	Industrial Goods & Services	FI	0.00
China Yurun Food Group Ltd.	Food & Beverage	HK	0.00
SAN MIGUEL	Food & Beverage	AR	0.00
HEIWA REAL ESTATE REIT	Real Estate	JP	0.00
Wintek Corp	Industrial Goods & Services	TW	0.00
CAMBRIDGE INDL.TRUST	Real Estate	SG	0.00
Tung Ho Steel	Basic Resources	TW	0.00
BEIJER ALMA B	Industrial Goods & Services	SE	0.00
GMR	Utilities	IN	0.00
SKYWEST	Travel & Leisure	US	0.00
HOKUETSU KISHU PAPER	Basic Resources	JP	0.00
SHINKO ELEC.INDS.	Technology	JP	0.00
FAMOUS BRANDS	Travel & Leisure	ZA	0.00
GIORDANO INTL.	Retail	HK	0.00
DAH SING BANKING GP.	Banks	HK	0.00
FANCL	Personal & Household Goods	JP	0.00
DIGITAL GARAGE	Technology	JP	0.00
MEKONOMEN	Automobiles & Parts	SE	0.00
ARGONAUT GOLD	Basic Resources	CA	0.00
NET ONE SYSTEMS	Technology	JP	0.00
SUNWAY RLST.INV.TRUST	Real Estate	MY	0.00
South Indian	Banks	IN	0.00
PETROL D.D.	Oil & Gas	SI	0.00
KANDENKO	Construction & Materials	JP	0.00
CHINA HONGQIAO GROUP	Basic Resources	HK	0.00
LPI CAPITAL	Insurance	MY	0.00
SPH REIT	Real Estate	SG	0.00
OHSO FOOD SERVICE	Travel & Leisure	JP	0.00
FATIMA FERTILIZER	Chemicals	PK	0.00
HanmiPharm	Health Care	KR	0.00
KUMAGAI GUMI	Construction & Materials	JP	0.00
HELLENIC PETROLEUM	Oil & Gas	GR	0.00
MALAYSIA BUILDING SOC.	Financial Services	MY	0.00
PIONEER	Personal & Household Goods	JP	0.00
OSSUR	Health Care	IS	0.00
COSCO (SING.)	Industrial Goods & Services	SG	0.00
GTC	Real Estate	PL	0.00
KITZ	Industrial Goods & Services	JP	0.00
China Motor	Automobiles & Parts	TW	0.00
Huaku	Real Estate	TW	0.00
MARR	Retail	IT	0.00
COOLPAD GROUP	Technology	HK	0.00
GUINNESS ANCHOR	Food & Beverage	MY	0.00
ECONOCOM GROUP	Technology	BE	0.00
PETROVIETNAM DRILLING	Oil & Gas	VN	0.00
Aquarius Platinum Ltd.	Basic Resources	AU	0.00
Kinpo Electronic	Personal & Household Goods	TW	0.00
PIONEERS HOLDING	Financial Services	EG	0.00
Tokyo Steel Manufacturing Co.	Basic Resources	JP	0.00
Shinkong Syn Fib	Personal & Household Goods	TW	0.00
SEIKO HOLDINGS	Personal & Household Goods	JP	0.00
Bata India Ltd	Personal & Household Goods	IN	0.00
SPAREBANK 1 NORD-NORGE	Banks	NO	0.00
MINGFA GROUP INTL.	Real Estate	HK	0.00
BAOXIN AUTO GROUP	Retail	HK	0.00
CTC MEDIA	Media	US	0.00
ISEKI & COMPANY	Industrial Goods & Services	JP	0.00
NET ENTERTAINMENT NE 'B'	Travel & Leisure	SE	0.00
MMC	Utilities	MY	0.00
M VIDEO	Retail	RU	0.00
JB FINANCIAL GROUP	Banks	KR	0.00
TRNAT.CORP.OF NIGE.	Financial Services	NG	0.00
ACEA	Utilities	IT	0.00
OITA BANK	Banks	JP	0.00
AEROFLOT-RUSSIAN AIRLINES	Travel & Leisure	RU	0.00
INCO	Basic Resources	ID	0.00

⁴ Based on the last periodic review implementation

TOTAL MARKET INDICES

STOXX® GLOBAL TOTAL MARKET INDEX

Components⁴

Company	Supersector	Country	Weight (%)
NICHICON	Industrial Goods & Services	JP	0.00
LUMENA RESOURCES	Chemicals	HK	0.00
LG ELECTRONICS PF.	Personal & Household Goods	KR	0.00
SUPER GROUP	Food & Beverage	SG	0.00
YAMAZEN	Industrial Goods & Services	JP	0.00
Medy-Tox	Health Care	KR	0.00
SANKYO TATEYAMA	Construction & Materials	JP	0.00
GOLDEN EAGLE RETAIL GP.	Retail	CN	0.00
MUSASHI SEIMITSU IND.	Automobiles & Parts	JP	0.00
JUHAYNA FOOD INDS.	Food & Beverage	EG	0.00
KATHMANDU HOLDINGS	Retail	NZ	0.00
SOITEC	Technology	FR	0.00
Nissha Printing Co. Ltd.	Industrial Goods & Services	JP	0.00
GOURMET MASTER	Travel & Leisure	TW	0.00
AEDIFICA	Real Estate	BE	0.00
SANYO SPECIAL STEEL	Basic Resources	JP	0.00
ALACER GOLD CORP	Basic Resources	CA	0.00
WAKITA	Industrial Goods & Services	JP	0.00
SINARMAS LAND	Food & Beverage	SG	0.00
CJ CGV	Travel & Leisure	KR	0.00
PANAHOME	Personal & Household Goods	JP	0.00
PRETIUM RESOURCES	Basic Resources	CA	0.00
STAR MICRONICS	Industrial Goods & Services	JP	0.00
AOMORI BANK	Banks	JP	0.00
JAPAN WOOL TEXTILE	Personal & Household Goods	JP	0.00
PHILEX MINING	Basic Resources	PH	0.00
NORWEGIAN PROPERTY	Real Estate	NO	0.00
Mphasis	Technology	IN	0.00
IDBI Bank	Banks	IN	0.00
B&B TOOLS B	Industrial Goods & Services	SE	0.00
TRUSCO NAKAYAMA	Industrial Goods & Services	JP	0.00
ZUMTOBEL	Construction & Materials	AT	0.00
EAGLE INDUSTRY	Industrial Goods & Services	JP	0.00
ABACUS PROPERTY GROUP	Real Estate	AU	0.00
HEMARAJ LAND AND DEV.	Real Estate	TH	0.00
EXTENDICARE INC	Real Estate	CA	0.00
Mitsumi Electric Co. Ltd.	Industrial Goods & Services	JP	0.00
TRANS COSMOS	Technology	JP	0.00
UNI SELECT	Industrial Goods & Services	CA	0.00
CHORUS	Telecommunications	NZ	0.00
BELLE	Real Estate	PH	0.00
AKR CORPORINDO	Industrial Goods & Services	ID	0.00
ROYAL HDG.	Travel & Leisure	JP	0.00
HOPSON DEVELOPMENT HDG.	Real Estate	HK	0.00
BALKRISHNA INDUSTRIES	Automobiles & Parts	IN	0.00
MAJOR DRILLING GRP	Oil & Gas	CA	0.00
PACIFIC TEXTILES HDG.	Personal & Household Goods	HK	0.00
MAH SING GROUP	Real Estate	MY	0.00
AIMS AMP CAP.INDL.REIT.	Real Estate	SG	0.00
China Dongxiang Group Co. Ltd.	Retail	HK	0.00
AUSTEVOLL SEAFOOD	Food & Beverage	NO	0.00
NETIA	Telecommunications	PL	0.00
Nexen Tire	Automobiles & Parts	KR	0.00
FAR EAST HOSPITALITY TRUST	Real Estate	SG	0.00
CAPITARETAIL CHINA TRUST	Real Estate	SG	0.00
POS MALAYSIA	Industrial Goods & Services	MY	0.00
BAJAJ FINANCE	Financial Services	IN	0.00
NEC NETWORKS & SY.INTG.	Technology	JP	0.00
KINGDEE INTL.SFTW.GP.	Technology	HK	0.00
SAN-A	Retail	JP	0.00
NAGAILEBEN	Personal & Household Goods	JP	0.00
MEDIVIR B	Health Care	SE	0.00
DAIBIRU	Real Estate	JP	0.00
Amtran	Personal & Household Goods	TW	0.00
HEIWA REAL ESTATE	Real Estate	JP	0.00
SANFIRE RESOURCES	Basic Resources	AU	0.00
Great Wall Ent	Food & Beverage	TW	0.00
PRUKSA REAL ESTATE	Real Estate	TH	0.00
DAIKYO	Real Estate	JP	0.00
OKINAWA ELEC.POWER	Utilities	JP	0.00
TA CHONG BANK	Banks	TW	0.00
MORGUARD RLST.INV.TST. UNT.	Real Estate	CA	0.00
SALAMANDER ENERGY	Oil & Gas	GB	0.00
S.M. Entertain	Media	KR	0.00

⁴ Based on the last periodic review implementation

TOTAL MARKET INDICES

STOXX® GLOBAL TOTAL MARKET INDEX

Components⁴

Company	Supersector	Country	Weight (%)
Wistron Neweb	Technology	TW	0.00
NITTA	Industrial Goods & Services	JP	0.00
Tube Investments	Industrial Goods & Services	IN	0.00
TAIYO HOLDINGS	Chemicals	JP	0.00
OILES	Industrial Goods & Services	JP	0.00
GS RETAIL	Retail	KR	0.00
EVRAZ	Basic Resources	GB	0.00
MIYAZAKI BANK	Banks	JP	0.00
PIRAEUS PORT AUTHORITY	Industrial Goods & Services	GR	0.00
Youngone Holding	Personal & Household Goods	KR	0.00
TELECOM EGYPT	Telecommunications	EG	0.00
INDESIT COMPANY	Personal & Household Goods	IT	0.00
Jammu Kash Bk	Banks	IN	0.00
BERJAYA LAND	Travel & Leisure	MY	0.00
CKD	Industrial Goods & Services	JP	0.00
MOMENTA PHARMACEUTICALS	Health Care	US	0.00
KOREA LINE	Industrial Goods & Services	KR	0.00
Huchems Chem	Chemicals	KR	0.00
PHOENIX SAT.TV.HOLDINGS	Media	HK	0.00
OKABE	Construction & Materials	JP	0.00
DAIHEN	Industrial Goods & Services	JP	0.00
NATURALENDO TECH	Health Care	KR	0.00
TOSHIBA PLANT SYS.& SVS.	Industrial Goods & Services	JP	0.00
LENZING	Chemicals	AT	0.00
Tong Yang Ind	Automobiles & Parts	TW	0.00
BAKKAFROST	Food & Beverage	NO	0.00
SUPALAI	Real Estate	TH	0.00
AIDA ENGINEERING	Industrial Goods & Services	JP	0.00
TOP GLOVE	Health Care	MY	0.00
CIMENTS FRANCAIS	Construction & Materials	FR	0.00
MATSUYA	Retail	JP	0.00
YUNG SHIN GLOBAL HLDG	Health Care	TW	0.00
TAN CHONG MOTOR HOLDINGS	Automobiles & Parts	MY	0.00
CRTG	Basic Resources	HK	0.00
EIZO CORPORATION	Technology	JP	0.00
G-RESOURCES GROUP	Basic Resources	HK	0.00
WEIGHTWATCHERS INTL.	Retail	US	0.00
BANMEDICA	Health Care	CL	0.00
NEW HOPE CORP.	Basic Resources	AU	0.00
First Gen Corp	Utilities	PH	0.00
BRADKEN	Industrial Goods & Services	AU	0.00
TRADA MARITIME	Industrial Goods & Services	ID	0.00
JU TENG INTL.HDG.	Technology	HK	0.00
EUROBANK PROPERTIES REIC	Real Estate	GR	0.00
KYOKUTO KAIHATSU KOGYO	Industrial Goods & Services	JP	0.00
ASKUL	Industrial Goods & Services	JP	0.00
BANK OF VALLETTA	Banks	MT	0.00
NIPPON SIGNAL	Industrial Goods & Services	JP	0.00
KARDEMIR (D)	Basic Resources	TR	0.00
SHIMA SEIKI MNFG.	Industrial Goods & Services	JP	0.00
TRANSGLOBE ENERGY	Oil & Gas	CA	0.00
WLSN.BAYLY HOLMES-OVCON	Construction & Materials	ZA	0.00
PHARMSTANDARD	Health Care	RU	0.00
NIHON UNISYS	Technology	JP	0.00
OLVI 'A'	Food & Beverage	FI	0.00
GLB.ONE RLST.INV.	Real Estate	JP	0.00
ALPINE ELECTRONICS	Automobiles & Parts	JP	0.00
CARLSBERG BREWERY MAL.	Food & Beverage	MY	0.00
AIN PHARMACIEZ	Retail	JP	0.00
ABB INDIA LTD	Industrial Goods & Services	IN	0.00
HARMONIC DRIVE SYS	Industrial Goods & Services	JP	0.00
UNITED ENERGY GROUP	Oil & Gas	HK	0.00
GREENTOWN CHINA HDG.	Real Estate	CN	0.00
Ripley Corp SA	Retail	CL	0.00
EMIRA PROPERTY FUND	Real Estate	ZA	0.00
ARIAKE JAPAN	Food & Beverage	JP	0.00
ICHIYOSHI SECS.	Financial Services	JP	0.00
Qisda	Technology	TW	0.00
Ferreyros SAA	Industrial Goods & Services	PE	0.00
SHOWA	Automobiles & Parts	JP	0.00
CITRA MARGA NUSAPHALA PERSADA	Industrial Goods & Services	ID	0.00
MITSUBISHI SHOKUHIN	Food & Beverage	JP	0.00
TPI POLENE	Construction & Materials	TH	0.00
CAHYA MATA SARAWAK	Construction & Materials	MY	0.00

⁴ Based on the last periodic review implementation

TOTAL MARKET INDICES

STOXX® GLOBAL TOTAL MARKET INDEX

Components⁴

Company	Supersector	Country	Weight (%)
FUJI SOFT	Technology	JP	0.00
VISTA LAND & LIFESCAPES	Real Estate	PH	0.00
PETKIM PETROKIMIYA	Chemicals	TR	0.00
EARTH CHEMICAL	Chemicals	JP	0.00
TOSHIBA MACHINE	Industrial Goods & Services	JP	0.00
REZIDOR HOTEL GRP	Travel & Leisure	SE	0.00
Cathay Red	Real Estate	TW	0.00
SEMPERIT	Industrial Goods & Services	AT	0.00
Taichung Comm Bk	Banks	TW	0.00
Prestige Ests	Real Estate	IN	0.00
HANSAE	Personal & Household Goods	KR	0.00
HAMBURGER HAFEN UND LOGISTIK	Industrial Goods & Services	DE	0.00
MOBISTAR	Telecommunications	BE	0.00
STOCKMANN B	Retail	FI	0.00
IINO KAIUN KAISHA	Industrial Goods & Services	JP	0.00
BINGGRAE	Food & Beverage	KR	0.00
HYFLUX	Utilities	SG	0.00
GUNZE	Personal & Household Goods	JP	0.00
KAISA GROUP HOLDINGS	Real Estate	HK	0.00
TATNEFT PREF	Oil & Gas	RU	0.00
AG GROWTH INTERNATIONAL	Industrial Goods & Services	CA	0.00
ROMARCO MINERALS	Basic Resources	CA	0.00
WAJAX	Industrial Goods & Services	CA	0.00
FUKUI BANK	Banks	JP	0.00
KULIM (MALAYSIA)	Travel & Leisure	MY	0.00
EASTERN & ORIENTAL	Real Estate	MY	0.00
VIVUS	Health Care	US	0.00
MORINAGA	Food & Beverage	JP	0.00
KAMEDA SEIKA	Food & Beverage	JP	0.00
ASAHI HOLDINGS	Basic Resources	JP	0.00
ESMT	Technology	TW	0.00
WCT HOLDINGS	Construction & Materials	MY	0.00
PKP CARGO	Industrial Goods & Services	PL	0.00
MIGDAL INSURANCE	Insurance	IL	0.00
YOKOGAWA BRIDGE HDG.	Construction & Materials	JP	0.00
TELEFONICA BRASIL	Telecommunications	BR	0.00
SENKO	Industrial Goods & Services	JP	0.00
BANK OF THE RYUKYUS	Banks	JP	0.00
VECTOR	Utilities	NZ	0.00
Berger Paints	Construction & Materials	IN	0.00
IMTECH	Industrial Goods & Services	NL	0.00
SOUTHERN CROSS MEDIA GRP	Media	AU	0.00
Ivanhoe Mines Ltd	Basic Resources	CA	0.00
TOEI	Media	JP	0.00
LIJUN INTL.PHARM.(HLDG.)	Health Care	HK	0.00
PAKISTAN OILFIELDS	Oil & Gas	PK	0.00
KILLAM PROPERTIES	Real Estate	CA	0.00
KERNEL HLDG	Food & Beverage	PL	0.00
DYDO DRINCO	Food & Beverage	JP	0.00
BBVA BANCO FRANCES	Banks	AR	0.00
SABANA REIT	Real Estate	SG	0.00
TWIN BUTTE ENERGY	Oil & Gas	CA	0.00
SeAh Steel	Basic Resources	KR	0.00
HOTEL PROPERTIES	Travel & Leisure	SG	0.00
TOYO ENGINEERING	Construction & Materials	JP	0.00
BRUNELLO CUCINELLI	Personal & Household Goods	IT	0.00
TAKUMA	Construction & Materials	JP	0.00
SK Broadband	Telecommunications	KR	0.00
GRAPE KING BIO	Food & Beverage	TW	0.00
XEBIO	Retail	JP	0.00
OSIM INTL	Personal & Household Goods	SG	0.00
NIPPON CHEMI-CON	Industrial Goods & Services	JP	0.00
SUMITOMO RLST.SALES	Real Estate	JP	0.00
Formosa Hotel	Travel & Leisure	TW	0.00
CRISIL Ltd	Financial Services	IN	0.00
PIAGGIO	Automobiles & Parts	IT	0.00
DYNAM JAPAN HDG.CO.	Travel & Leisure	HK	0.00
CENTRAL PLAZA HOTEL	Travel & Leisure	TH	0.00
BIRD CONSTRUCTION	Construction & Materials	CA	0.00
NUPLEX INDUSTRIES	Chemicals	NZ	0.00
MILBON	Personal & Household Goods	JP	0.00
MOUNT GIBSON IRON	Basic Resources	AU	0.00
AKITA BANK	Banks	JP	0.00
DR CI LABO	Personal & Household Goods	JP	0.00

⁴ Based on the last periodic review implementation

TOTAL MARKET INDICES

STOXX® GLOBAL TOTAL MARKET INDEX

Components⁴

Company	Supersector	Country	Weight (%)
Daou Tech	Technology	KR	0.00
QL RESOURCES	Food & Beverage	MY	0.00
ASTALDI	Construction & Materials	IT	0.00
MAN WAH HOLDINGS	Personal & Household Goods	HK	0.00
AICHI BANK	Banks	JP	0.00
RYOBI	Automobiles & Parts	JP	0.00
WILH WILHELMSSEN	Industrial Goods & Services	NO	0.00
KYOKUTO SECS.	Financial Services	JP	0.00
PLENUS	Travel & Leisure	JP	0.00
BREDERODE	Financial Services	BE	0.00
HOKUTO	Food & Beverage	JP	0.00
GALAPAGOS	Health Care	BE	0.00
Arvind	Personal & Household Goods	IN	0.00
Haesng Ind	Real Estate	KR	0.00
CSG HOLDING 'B'	Construction & Materials	CN	0.00
SA CORPORATE RL.EST.FUND	Real Estate	ZA	0.00
LIPPO-MAPT.INDO.RET.TST.	Real Estate	SG	0.00
Gujarat Pipavav	Industrial Goods & Services	IN	0.00
DENISON MINES	Basic Resources	CA	0.00
ADERANS CO LTD	Personal & Household Goods	JP	0.00
KT SKYLIFE	Media	KR	0.00
HANIL E-WHA CO LTD	Automobiles & Parts	KR	0.00
KWANGDONG PHARM	Health Care	KR	0.00
FCMB Group PLC	Banks	NG	0.00
CHUDENKO	Construction & Materials	JP	0.00
DESCENTE	Personal & Household Goods	JP	0.00
KINEPOLIS GROUP	Travel & Leisure	BE	0.00
HONG LEONG FINANCE	Financial Services	SG	0.00
UNION BK.OF THE PHILPS.	Banks	PH	0.00
HUB POWER COMPANY	Utilities	PK	0.00
Parkson Holdings Bhd	Retail	MY	0.00
FUJI	Retail	JP	0.00
AEON DELIGHT	Industrial Goods & Services	JP	0.00
Century Textiles	Construction & Materials	IN	0.00
HOKUETSU BANK	Banks	JP	0.00
KOZA ALTIN ISLETMELERI	Basic Resources	TR	0.00
KEPCO E&C	Construction & Materials	KR	0.00
MITAC HOLDING	Technology	TW	0.00
Petrobras Argent	Oil & Gas	AR	0.00
FAUJI FERTILIZER	Chemicals	PK	0.00
UNITED INDL.	Real Estate	SG	0.00
CERMAQ	Food & Beverage	NO	0.00
SANSIRI	Real Estate	TH	0.00
SAMSUNG FIRE & MAR.IN.PF	Insurance	KR	0.00
MCMILLAN SHAKESPEARE	Financial Services	AU	0.00
Housing Dev	Real Estate	IN	0.00
NIPPON YAKIN KOGYO	Basic Resources	JP	0.00
T JOIN Trans	Industrial Goods & Services	TW	0.00
FRASER & NEAVE HDG.	Food & Beverage	MY	0.00
Asiana Airlines	Travel & Leisure	KR	0.00
PEGASUS HAVA TASIMACILIGI	Travel & Leisure	TR	0.00
JIN	Health Care	JP	0.00
QUE HOSPITALITY TRUST	Real Estate	SG	0.00
HI SUN TECHNOLOGY CHINA	Technology	HK	0.00
SAKATA SEED	Food & Beverage	JP	0.00
PAMPA ENERGIA	Utilities	AR	0.00
Hanjin Heavy Ind	Industrial Goods & Services	KR	0.00
KOLAO HOLDINGS	Automobiles & Parts	KR	0.00
RADIUM LIFE	Real Estate	TW	0.00
ATLAS IRON	Basic Resources	AU	0.00
Green Cross Hldg	Health Care	KR	0.00
BML	Health Care	JP	0.00
SIAM GLOBAL HOUSE	Construction & Materials	TH	0.00
ITO EN PREFERRED STOCK	Food & Beverage	JP	0.00
Bhushan Steel	Basic Resources	IN	0.00
LF Corp	Personal & Household Goods	KR	0.00
INTER CARS	Automobiles & Parts	PL	0.00
T.S.K.B.	Banks	TR	0.00
GemVax & Kael	Technology	KR	0.00
KPJ HEALTHCARE	Health Care	MY	0.00
AS ONE	Health Care	JP	0.00
DONG-A ST	Health Care	KR	0.00
GDC	Construction & Materials	TW	0.00
President Sec	Financial Services	TW	0.00

⁴ Based on the last periodic review implementation

TOTAL MARKET INDICES

STOXX® GLOBAL TOTAL MARKET INDEX

Components⁴

Company	Supersector	Country	Weight (%)
China Bills Fin	Financial Services	TW	0.00
NSD	Technology	JP	0.00
China Synthetic	Chemicals	TW	0.00
ECHO INVESTMENT	Real Estate	PL	0.00
KISOJI	Travel & Leisure	JP	0.00
TOHO ZINC	Basic Resources	JP	0.00
ALONY HETZ	Real Estate	IL	0.00
TOKYO TOMIN BANK	Banks	JP	0.00
HIBIYA ENGINEERING	Construction & Materials	JP	0.00
SEIKAGAKU	Health Care	JP	0.00
Cerro Verde	Basic Resources	PE	0.00
GMP CAPITAL	Financial Services	CA	0.00
CHINA SHINEWAY PHARM.GP.	Health Care	HK	0.00
Orient Bank Comm	Banks	IN	0.00
SANYO CHEMICAL INDS.	Chemicals	JP	0.00
VALUE PARTNERS GROUP	Financial Services	HK	0.00
ACE HARDWARE INDONESIA	Retail	ID	0.00
UNITED BANK	Banks	PK	0.00
SHIN KONG NO.1 REIT.	Real Estate	TW	0.00
HM SAMPOERNA	Personal & Household Goods	ID	0.00
Formosan Rubber	Chemicals	TW	0.00
SEIREN	Personal & Household Goods	JP	0.00
SUPREME INDUSTRIES	Industrial Goods & Services	IN	0.00
Poongsan	Basic Resources	KR	0.00
SAMYANG HDGS	Food & Beverage	KR	0.00
Bharat Electroni	Industrial Goods & Services	IN	0.00
VAKRANGEE	Technology	IN	0.00
RISO KAGAKU	Technology	JP	0.00
TOCHIGI BANK	Banks	JP	0.00
USI Corp	Chemicals	TW	0.00
METKA	Industrial Goods & Services	GR	0.00
CHINA LESSO GP.HDG.	Industrial Goods & Services	HK	0.00
AcBel Polytech	Industrial Goods & Services	TW	0.00
DEPO Auto Parts	Automobiles & Parts	TW	0.00
SANOFI INDIA LTD	Health Care	IN	0.00
MAND.ORNTL.INTL.	Travel & Leisure	SG	0.00
MITSUI SOKO	Industrial Goods & Services	JP	0.00
BYD ELECTRONIC (INTL.)	Technology	HK	0.00
ifci Ltd	Financial Services	IN	0.00
BANGKOK EXPRESSWAY	Industrial Goods & Services	TH	0.00
DAIDO METAL	Industrial Goods & Services	JP	0.00
DRB-HICOM	Industrial Goods & Services	MY	0.00
GRENDENE	Personal & Household Goods	BR	0.00
GRUH Finance	Financial Services	IN	0.00
TECH PRO TECHNOLOGY DEV	Industrial Goods & Services	HK	0.00
Lien Hwa Ind	Food & Beverage	TW	0.00
SKF A	Industrial Goods & Services	SE	0.00
Farglory	Real Estate	TW	0.00
SHOWA SANGYO	Food & Beverage	JP	0.00
LANDING INTL.DEV.	Chemicals	HK	0.00
CJ HELLOVISION	Media	KR	0.00
SITC Int. Hold.	Industrial Goods & Services	HK	0.00
SHIKOKU BANK	Banks	JP	0.00
TXC Corp	Industrial Goods & Services	TW	0.00
RANDON S.A. - PREF	Industrial Goods & Services	BR	0.00
LIFE	Retail	JP	0.00
SEKISUI JUSHI	Construction & Materials	JP	0.00
BOSIDENG INTL.HOLDINGS	Personal & Household Goods	CN	0.00
HANA MICROELECTRONICS	Industrial Goods & Services	TH	0.00
NISHIMATSUYA CHAIN	Retail	JP	0.00
MILITARY COML.JST.BANK	Banks	VN	0.00
Clal Insurance Enterprise Hold	Insurance	IL	0.00
AJANTA PHARMA	Health Care	IN	0.00
Taiwan Tea Corp	Food & Beverage	TW	0.00
Gintech	Oil & Gas	TW	0.00
Thai Airways International PCL	Travel & Leisure	TH	0.00
TOKYOTOKEIBA	Travel & Leisure	JP	0.00
NORTH MINING SHARES	Basic Resources	HK	0.00
BOYAA INTERACTIVE INTL.	Personal & Household Goods	HK	0.00
MOLYCORP	Basic Resources	US	0.00
MEDCO ENERGI INTL.	Oil & Gas	ID	0.00
FIRST REIT TRUST	Real Estate	SG	0.00
KYUDENKO	Industrial Goods & Services	JP	0.00
Amtek Auto	Automobiles & Parts	IN	0.00

⁴ Based on the last periodic review implementation

TOTAL MARKET INDICES

STOXX® GLOBAL TOTAL MARKET INDEX

Components⁴

Company	Supersector	Country	Weight (%)
TOMY	Personal & Household Goods	JP	0.00
DAH CHONG HONG HOLDINGS	Retail	CN	0.00
NETDRAGON WEBSOFT	Personal & Household Goods	HK	0.00
CITADEL CAPITAL	Financial Services	EG	0.00
Chong Hong Const	Construction & Materials	TW	0.00
VARD HLDG	Oil & Gas	SG	0.00
BANQUE DE TUNISIE	Banks	TN	0.00
ULTRAJAYA MILK IND.& TRCO.	Food & Beverage	ID	0.00
MESSAGE	Health Care	JP	0.00
BEADELL RESOURCES	Basic Resources	AU	0.00
IRSA	Real Estate	AR	0.00
Faraday Tech	Technology	TW	0.00
Transfield Services Ltd.	Industrial Goods & Services	AU	0.00
ZHAOJIN MINING IND.'H'	Basic Resources	CN	0.00
CHINA ZHENG TONG AUTO SERVICES	Retail	HK	0.00
VA Tech Wabag	Construction & Materials	IN	0.00
DUNDEE PRECIOUS METALS	Basic Resources	CA	0.00
Flexium Intercon	Industrial Goods & Services	TW	0.00
KIWOOM	Financial Services	KR	0.00
ITALMOBILIARE RNC	Construction & Materials	IT	0.00
NYRSTAR	Basic Resources	BE	0.00
SFA Engineering	Industrial Goods & Services	KR	0.00
Lakshmi Mach	Industrial Goods & Services	IN	0.00
TOPPAN FORMS	Industrial Goods & Services	JP	0.00
CABCHARGE AUSTRALIA	Industrial Goods & Services	AU	0.00
HANMI SCIENCE	Health Care	KR	0.00
YANLORD LAND GROUP	Real Estate	SG	0.00
KECK SENG (MALAYSIA)	Food & Beverage	MY	0.00
TOKAI HOLDINGS	Utilities	JP	0.00
Hansol Paper	Basic Resources	KR	0.00
RICOH LEASING	Financial Services	JP	0.00
SHENGUAN HOLDINGS (GP.)	Food & Beverage	HK	0.00
Shihlin Electric	Industrial Goods & Services	TW	0.00
KURODA ELECTRIC	Industrial Goods & Services	JP	0.00
DHFL	Financial Services	IN	0.00
Partron	Industrial Goods & Services	KR	0.00
MARUSAN SECURITIES	Financial Services	JP	0.00
IRB Infracorp	Construction & Materials	IN	0.00
STANBIC IBTC HLDG	Banks	NG	0.00
Ezz Steel	Basic Resources	EG	0.00
MITANI	Construction & Materials	JP	0.00
HOPEWELL HGHWY.INFR.	Industrial Goods & Services	HK	0.00
Adani Power	Utilities	IN	0.00
Cresud	Food & Beverage	AR	0.00
YUASA TRADING	Industrial Goods & Services	JP	0.00
TIAN AN CHINA INVS.	Real Estate	HK	0.00
STRABAG	Construction & Materials	AT	0.00
EIGHTEENTH BANK	Banks	JP	0.00
MALAYSIA MAR.& HVY.ENGR. HDG.	Oil & Gas	MY	0.00
Strides Arco	Health Care	IN	0.00
HOCHSCHILD MINING	Basic Resources	GB	0.00
KRUK	Industrial Goods & Services	PL	0.00
TOKAI RUBBER INDUSTRIES	Automobiles & Parts	JP	0.00
Renhe Commercial Holdings Co.	Real Estate	HK	0.00
PALFINGER	Industrial Goods & Services	AT	0.00
TV18 BROADCAST	Media	IN	0.00
Coromandel Intl	Chemicals	IN	0.00
ARTERIS	Construction & Materials	BR	0.00
INA INDUSTRIJA NAFTE	Oil & Gas	HR	0.00
KANSAI URBAN BANKING	Banks	JP	0.00
BOUSTEAD SINGAPORE	Construction & Materials	SG	0.00
SHIKUN & BINUI	Construction & Materials	IL	0.00
SIPEF	Food & Beverage	BE	0.00
INABATA & COMPANY	Chemicals	JP	0.00
HAANSOFT	Technology	KR	0.00
GRAND PETROCHM	Chemicals	TW	0.00
NS SOLUTIONS	Technology	JP	0.00
SUNGWOO HITECH	Automobiles & Parts	KR	0.00
SDL	Technology	GB	0.00
Delek Energy Systems Ltd	Oil & Gas	IL	0.00
DONGYUE GROUP	Chemicals	HK	0.00
HAGL JSC	Personal & Household Goods	VN	0.00
YINSON HOLDINGS	Industrial Goods & Services	MY	0.00
Yulon Nissan	Automobiles & Parts	TW	0.00

⁴ Based on the last periodic review implementation

TOTAL MARKET INDICES

STOXX® GLOBAL TOTAL MARKET INDEX

Components⁴

Company	Supersector	Country	Weight (%)
TELEKOM SLOVENIJE	Telecommunications	SI	0.00
Allahabad Bank	Banks	IN	0.00
TTW	Utilities	TH	0.00
Taiwan Hon Chuan	Industrial Goods & Services	TW	0.00
TIME DOTCOM	Telecommunications	MY	0.00
KLOVERN	Real Estate	SE	0.00
LG HOUSEHOLD IPF	Personal & Household Goods	KR	0.00
HIGASHI NIPPON BANK	Banks	JP	0.00
NICHII GAKKAN	Industrial Goods & Services	JP	0.00
Seegene	Health Care	KR	0.00
CIR	Industrial Goods & Services	IT	0.00
AICHI STEEL	Basic Resources	JP	0.00
HCH.TELECOM.HK.HOLDINGS	Telecommunications	HK	0.00
BRASIL PHARMA	Health Care	BR	0.00
ENGRO	Chemicals	PK	0.00
WILH WILHELMSSEN HLDG A	Industrial Goods & Services	NO	0.00
Sincere Navig	Industrial Goods & Services	TW	0.00
ORASCOM TELC.& MDA.COS.	Telecommunications	EG	0.00
ASCENDAS INDIA TRUST	Real Estate	SG	0.00
Trent	Retail	IN	0.00
STP & I	Basic Resources	TH	0.00
KENMARE RESOURCES	Basic Resources	IE	0.00
ATLANTIC POWER	Utilities	CA	0.00
NISSHIN OILLIO	Food & Beverage	JP	0.00
Taekwang Ind	Chemicals	KR	0.00
MK RESTAURANT GROUP	Travel & Leisure	TH	0.00
SMA SOLAR TECHNOLOGY	Oil & Gas	DE	0.00
RISA INTERNATIONAL	Industrial Goods & Services	IN	0.00
SHIZUOKAGAS	Utilities	JP	0.00
PROPERTY FOR INDUSTRY	Real Estate	NZ	0.00
OBERBANK AG	Banks	AT	0.00
FGC UES	Utilities	RU	0.00
CHUGOKU MARINE PAINTS	Chemicals	JP	0.00
MANI	Health Care	JP	0.00
Cheng Loong	Basic Resources	TW	0.00
ICP ELEC	Technology	TW	0.00
TONGYANG LIFE INSURANCE	Insurance	KR	0.00
ENDEAVOUR SILVER	Basic Resources	CA	0.00
MOSHI MOSHI HOTLINE	Media	JP	0.00
SHINDENGEN ELEC.MNFG.	Technology	JP	0.00
Greatek Eltrs	Technology	TW	0.00
TSUKISHIMA KIKAI	Industrial Goods & Services	JP	0.00
BERJAYA	Retail	MY	0.00
EO Technics	Technology	KR	0.00
Hey Song Corp	Food & Beverage	TW	0.00
WT Microelectron	Technology	TW	0.00
VAISALA 'A'	Industrial Goods & Services	FI	0.00
Sigurd	Technology	TW	0.00
MODEC	Oil & Gas	JP	0.00
TOKYU CONSTRUCTION	Construction & Materials	JP	0.00
Bnc Continental	Banks	PE	0.00
CREDIT AGRICOLE EGYPT	Banks	EG	0.00
HITACHI KOKI	Industrial Goods & Services	JP	0.00
YACHIYO BANK	Banks	JP	0.00
SERCOMM	Technology	TW	0.00
PACIFIC BRANDS	Personal & Household Goods	AU	0.00
China Manmade	Chemicals	TW	0.00
SAINT MARC HOLDINGS	Travel & Leisure	JP	0.00
Muhak	Food & Beverage	KR	0.00
PACIFIC INDL.	Automobiles & Parts	JP	0.00
Wei-Chuan Foods	Food & Beverage	TW	0.00
Samchully	Utilities	KR	0.00
TKC	Industrial Goods & Services	JP	0.00
SOCIEDAD MATRIZ SAAM	Industrial Goods & Services	CL	0.00
China Zhongwang Holdings Ltd.	Basic Resources	HK	0.00
Com2uS	Personal & Household Goods	KR	0.00
NVC LIGHTING HOLDING	Personal & Household Goods	HK	0.00
Tata Communi	Telecommunications	IN	0.00
TASEKO MINES	Basic Resources	CA	0.00
KYOEI STEEL	Basic Resources	JP	0.00
UNIPETROL	Oil & Gas	CZ	0.00
TOPKEY	Personal & Household Goods	TW	0.00
PALM HILLS DEVS.SAE	Real Estate	EG	0.00
KHON KAEN SUGAR	Food & Beverage	TH	0.00

⁴ Based on the last periodic review implementation

TOTAL MARKET INDICES

STOXX® GLOBAL TOTAL MARKET INDEX

Components⁴

Company	Supersector	Country	Weight (%)
PETRON	Oil & Gas	PH	0.00
Ta Chen	Basic Resources	TW	0.00
LAO FENG XIANG 'B'	Personal & Household Goods	CN	0.00
SUNLIGHT REIT.TRUST	Real Estate	HK	0.00
RIKEN	Automobiles & Parts	JP	0.00
Adastria Holdings Co Ltd	Retail	JP	0.00
TICON INDL.CONNECTION	Real Estate	TH	0.00
BRASIL INSURANCE	Insurance	BR	0.00
Namyang Dairy	Food & Beverage	KR	0.00
JOSHIN DENKI	Retail	JP	0.00
WHEELLOCK PROPS.(SING.)	Real Estate	SG	0.00
Den Networks	Media	IN	0.00
EVN	Utilities	AT	0.00
TAKASAGO INTL.	Chemicals	JP	0.00
CLEANAWAY	Industrial Goods & Services	TW	0.00
BUDIMEX	Construction & Materials	PL	0.00
DAINICHISEIKA COLOR & CHEMS.	Chemicals	JP	0.00
TAMRON	Personal & Household Goods	JP	0.00
AGRANA BETEILIGUNGS	Food & Beverage	AT	0.00
LEXTAR ELECTRONICS	Industrial Goods & Services	TW	0.00
SAN-AI OIL	Oil & Gas	JP	0.00
GASCO	Utilities	CL	0.00
Everlight Chem	Chemicals	TW	0.00
EKORNES	Personal & Household Goods	NO	0.00
TVS Motor	Automobiles & Parts	IN	0.00
VITAL KSK HOLDINGS	Health Care	JP	0.00
TURK TRAKTOR	Industrial Goods & Services	TR	0.00
Fraser & Neave Ltd.	Industrial Goods & Services	SG	0.00
BANK OF MOSCOW	Banks	RU	0.00
AF GRUPPEN 'A'	Construction & Materials	NO	0.00
TOWA PHARMS.	Health Care	JP	0.00
Career Tech	Industrial Goods & Services	TW	0.00
CMC	Technology	IN	0.00
Sigdo Koppers	Industrial Goods & Services	CL	0.00
Indiabulls Real	Real Estate	IN	0.00
Marel	Industrial Goods & Services	IS	0.00
DONG A SOCIO	Health Care	KR	0.00
RELIGARE HEALTH TRUST	Real Estate	SG	0.00
Flytech Tech	Technology	TW	0.00
T HASEGAWA	Chemicals	JP	0.00
TIBET 5100 WATER RESOURCES	Food & Beverage	HK	0.00
Ssangyong Cem	Construction & Materials	KR	0.00
GUOCOLEISURE	Travel & Leisure	SG	0.00
HABITAT	Financial Services	CL	0.00
MID REIT	Real Estate	JP	0.00
HONG KONG AIRCRAFT ENGR.	Industrial Goods & Services	HK	0.00
ROGERS COMMUNICATIONS A	Telecommunications	CA	0.00
EHIME BANK	Banks	JP	0.00
Shin Zu Shing	Industrial Goods & Services	TW	0.00
MELISRON	Real Estate	IL	0.00
FARSTAD SHIPPING	Oil & Gas	NO	0.00
JAYA TIASA HOLDINGS	Basic Resources	MY	0.00
INNVEST REIT	Real Estate	CA	0.00
Ritek Corp	Industrial Goods & Services	TW	0.00
TEN NETWORK HOLDINGS	Media	AU	0.00
PALTAC	Personal & Household Goods	JP	0.00
ROSTELEKOM PREF	Telecommunications	RU	0.00
AUSTRALIAN AGRICULTURAL	Food & Beverage	AU	0.00
Syndicate Bnk	Banks	IN	0.00
BANK AL HABIB	Banks	PK	0.00
UNITED ENVIROTECH	Utilities	SG	0.00
RUBICON MINERALS	Basic Resources	CA	0.00
TW Shin Kong Sec	Industrial Goods & Services	TW	0.00
ALIMENTATION COUCHE A	Retail	CA	0.00
SKILLED GRP	Industrial Goods & Services	AU	0.00
HUA HAN BIOPHM.HDG.	Health Care	HK	0.00
YOKAHAMA REITO	Food & Beverage	JP	0.00
OCEANA GROUP	Food & Beverage	ZA	0.00
HANDSOME	Personal & Household Goods	KR	0.00
DENKI KOGYO	Technology	JP	0.00
CHINA OS.GRD.OCEANS GP.	Real Estate	CN	0.00
KURABO IND.	Personal & Household Goods	JP	0.00
TORII PHARM.	Health Care	JP	0.00
Edelweiss	Financial Services	IN	0.00

⁴ Based on the last periodic review implementation

TOTAL MARKET INDICES

STOXX® GLOBAL TOTAL MARKET INDEX

Components⁴

Company	Supersector	Country	Weight (%)
Ichia	Industrial Goods & Services	TW	0.00
AJISEN(CHINA)HOLDINGS	Travel & Leisure	HK	0.00
IJM LAND	Real Estate	MY	0.00
GOODBABY INTL.HOLDINGS	Retail	HK	0.00
Redington India	Technology	IN	0.00
KCE ELECTRONICS	Industrial Goods & Services	TH	0.00
TORSTAR 'B'	Media	CA	0.00
GUD HOLDINGS	Personal & Household Goods	AU	0.00
AKEBONO BRAKE IND.	Automobiles & Parts	JP	0.00
CHINA PUBLIC PROCUREMENT	Technology	HK	0.00
FIRST INTL.BK.OF ISR.	Banks	IL	0.00
Luz del Sur	Utilities	PE	0.00
YOMA STRATEGIC	Construction & Materials	SG	0.00
ASCENDAS HOSPITALITY TST.	Real Estate	SG	0.00
AFFIN HOLDINGS	Banks	MY	0.00
TOKAI	Health Care	JP	0.00
D Link Corp	Technology	TW	0.00
CMC Magnetics	Technology	TW	0.00
AMREST HLDG	Travel & Leisure	PL	0.00
SKF India Ltd	Industrial Goods & Services	IN	0.00
VTM.JST.CMLBK.FOR INTRD.	Banks	VN	0.00
STW COMMUNICATIONS GROUP	Media	AU	0.00
EASTERN TOBACCO	Personal & Household Goods	EG	0.00
EMULEX NEW	Technology	US	0.00
MALAYSIAN RES.	Construction & Materials	MY	0.00
BANK OF SAGA	Banks	JP	0.00
WEIFU HIGH TECH.GP.'B'	Automobiles & Parts	CN	0.00
ROUND ONE	Travel & Leisure	JP	0.00
DOSHISHA	Industrial Goods & Services	JP	0.00
HOSIDEN	Industrial Goods & Services	JP	0.00
RIO ALTO MINING	Basic Resources	CA	0.00
EIMSKIPAFELAG ISLAND	Industrial Goods & Services	IS	0.00
WAH LEE INDUS	Industrial Goods & Services	TW	0.00
CANFOR PULP PRODUCTS	Basic Resources	CA	0.00
Hexaware Tech	Technology	IN	0.00
THMP.CREEK METALS (NYS)	Basic Resources	CA	0.00
PRESS KOGYO	Automobiles & Parts	JP	0.00
SPT ENERGY GROUP	Oil & Gas	HK	0.00
YOROZU	Automobiles & Parts	JP	0.00
GOLDCREST	Real Estate	JP	0.00
MERITZ SEC	Financial Services	KR	0.00
KNB FINANCIAL GROUP	Banks	KR	0.00
Taiwan PCB Tech	Industrial Goods & Services	TW	0.00
Hyundi	Industrial Goods & Services	KR	0.00
ITOCHU ENEX	Retail	JP	0.00
Ho Bee Land Ltd	Real Estate	SG	0.00
SAIZERIYA	Travel & Leisure	JP	0.00
MARUDAI FOOD	Food & Beverage	JP	0.00
TOPY INDUSTRIES	Industrial Goods & Services	JP	0.00
MAX	Industrial Goods & Services	JP	0.00
HONGHUA GROUP	Oil & Gas	HK	0.00
AHLSTROM	Basic Resources	FI	0.00
MERCURIES LIFE INSURANCE	Insurance	TW	0.00
SARAWAK OIL PALMS	Food & Beverage	MY	0.00
JAPAN PULP & PAPER	Basic Resources	JP	0.00
KPIT TECHNOLOGIES	Technology	IN	0.00
ELSWEDY ELECTRIC	Industrial Goods & Services	EG	0.00
EnTie Com. Bank	Banks	TW	0.00
Springland Intl	Retail	HK	0.00
Taiwan Surface	Industrial Goods & Services	TW	0.00
SINTOKOGIO	Industrial Goods & Services	JP	0.00
HENGDELI HOLDINGS	Retail	HK	0.00
KABU.COM SECURITIES	Financial Services	JP	0.00
Parkson Retail Group Ltd.	Retail	CN	0.00
PREMIER GOLD MINES	Basic Resources	CA	0.00
MUTHOOT FINANCE	Financial Services	IN	0.00
Sinyi Realty	Real Estate	TW	0.00
CAPITAMALLS MAL.TRUST	Real Estate	MY	0.00
LANGHAM HOSPITALITY INV.	Real Estate	HK	0.00
SANYO DENKI	Industrial Goods & Services	JP	0.00
KOREA REAL ESTATE INV. TST.	Real Estate	KR	0.00
HOTA INDL.MNFG.	Automobiles & Parts	TW	0.00
CHINA GREAT STAR	Personal & Household Goods	KR	0.00
Taiwan Paiho	Personal & Household Goods	TW	0.00

⁴ Based on the last periodic review implementation

TOTAL MARKET INDICES

STOXX® GLOBAL TOTAL MARKET INDEX

Components⁴

Company	Supersector	Country	Weight (%)
FDG ELECTRIC VEHICLES LTD	Automobiles & Parts	HK	0.00
SKS Microfinance	Financial Services	IN	0.00
INTERPARK	Retail	KR	0.00
GEK TERNA HOLDING	Construction & Materials	GR	0.00
ALE PROPERTY GROUP	Real Estate	AU	0.00
WAREHOUSE GROUP	Retail	NZ	0.00
Korea Pet	Chemicals	KR	0.00
PAGE INDUSTRIES	Personal & Household Goods	IN	0.00
NIPPON SYN.CHM.IND.	Chemicals	JP	0.00
KOWLOON DEVELOPMENT	Real Estate	HK	0.00
SUMMIT ASCENT HOLDINGS	Industrial Goods & Services	HK	0.00
OKUWA	Retail	JP	0.00
Universal Cement	Construction & Materials	TW	0.00
MULTI CMOD.EX.OF INDIA	Financial Services	IN	0.00
C UYEMURA & COMPANY	Chemicals	JP	0.00
INDRAGAS	Utilities	IN	0.00
Medipost	Health Care	KR	0.00
CHINASOFT INTERNATIONAL	Technology	HK	0.00
JOEL	Oil & Gas	IL	0.00
TSUGAMI	Industrial Goods & Services	JP	0.00
ATUL	Chemicals	IN	0.00
Yieh Phui	Basic Resources	TW	0.00
Duksan Hi Metal	Technology	KR	0.00
NAMJURA SHIPBLDG.	Industrial Goods & Services	JP	0.00
AMOT	Real Estate	IL	0.00
ABSA BANK PREF.	Banks	ZA	0.00
JIMOTO HOLDINGS	Banks	JP	0.00
Karnataka Bank	Banks	IN	0.00
MITSUBOSHI BELTING	Industrial Goods & Services	JP	0.00
WIJAYA KARYA	Construction & Materials	ID	0.00
DAISO	Chemicals	JP	0.00
LAKE SHORE GOLD	Basic Resources	CA	0.00
SYSTEX	Technology	TW	0.00
SAVE	Industrial Goods & Services	IT	0.00
MEDINET NASR HOUSING	Real Estate	EG	0.00
METRO HOLDINGS	Retail	SG	0.00
TEKFEN HOLDING	Financial Services	TR	0.00
BES	Construction & Materials	TW	0.00
L&T FINANCE HOLDINGS	Financial Services	IN	0.00
AIA Engg	Industrial Goods & Services	IN	0.00
Namchow Chemical	Food & Beverage	TW	0.00
ITURAN	Technology	IL	0.00
HYUNDAI SECURITIES (2P) PF.	Financial Services	KR	0.00
MEDUSA MINING	Basic Resources	AU	0.00
SANYO ELEC.RAILWAY	Travel & Leisure	JP	0.00
GUANGDONG ELEC.PWR.DEV. 'B'	Utilities	CN	0.00
PRIMAX ELECTRONICS	Technology	TW	0.00
ALAM SUTERA REALTY	Real Estate	ID	0.00
WATAMI	Travel & Leisure	JP	0.00
SMARTONE TELECOM.HDG.	Telecommunications	HK	0.00
WI-LAN	Technology	CA	0.00
TRANSPORT INTL.HDG.	Travel & Leisure	HK	0.00
Masterlink Sec	Financial Services	TW	0.00
KATAKURA INDUSTRIES	Industrial Goods & Services	JP	0.00
Kansai	Construction & Materials	IN	0.00
TOA	Construction & Materials	JP	0.00
NAFCO	Retail	JP	0.00
ARCELORMITTAL SA.	Basic Resources	ZA	0.00
CHINA YONGDA AUTOMOBILES SVS.	Retail	HK	0.00
ANDHRA BANK	Banks	IN	0.00
SARAS	Oil & Gas	IT	0.00
CWT	Industrial Goods & Services	SG	0.00
XTEP INTERNATIONAL HDG.	Personal & Household Goods	HK	0.00
Shriram City	Financial Services	IN	0.00
Lumens	Technology	KR	0.00
ATHENS WATER SUPPLY & SEWERAGE	Utilities	GR	0.00
KINGSTON FINANCIAL GRP LTD	Travel & Leisure	HK	0.00
DAIWABO HOLDINGS	Industrial Goods & Services	JP	0.00
Holtek	Technology	TW	0.00
FIDELITY BANK	Banks	NG	0.00
Rajesh Expo	Personal & Household Goods	IN	0.00
DONGWON IND	Food & Beverage	KR	0.00
DAISHIN SECUR	Financial Services	KR	0.00
BAOVIET HOLDINGS	Insurance	VN	0.00

⁴ Based on the last periodic review implementation

TOTAL MARKET INDICES

STOXX® GLOBAL TOTAL MARKET INDEX

Components⁴

Company	Supersector	Country	Weight (%)
Sung Kwang Bend	Industrial Goods & Services	KR	0.00
PAX GLOBAL TECHNOLOGY	Technology	HK	0.00
Ho Tung Chemical	Chemicals	TW	0.00
COASTAL CONTRACTS	Industrial Goods & Services	MY	0.00
MORITA HOLDINGS	Industrial Goods & Services	JP	0.00
RESOLUTE MINING	Basic Resources	AU	0.00
ARWANA CITRAMULIA	Construction & Materials	ID	0.00
LG Life Sciences	Health Care	KR	0.00
TOYO-THAI	Construction & Materials	TH	0.00
OSJB HOLDINGS	Construction & Materials	JP	0.00
PARAG SHILPA INVS.	Financial Services	IN	0.00
Gamevil	Personal & Household Goods	KR	0.00
UNITED MALACCA	Food & Beverage	MY	0.00
NIPPON KOEI	Construction & Materials	JP	0.00
LCYCIC	Chemicals	TW	0.00
CITYSPRING INFR.TRUST	Financial Services	SG	0.00
MARUWA	Industrial Goods & Services	JP	0.00
CONTINENTAL GOLD	Basic Resources	CA	0.00
IIFL HOLDINGS	Financial Services	IN	0.00
BANK TABUNGAN NEGARA	Financial Services	ID	0.00
HILONG HOLDING	Oil & Gas	HK	0.00
HORIZON OIL	Oil & Gas	AU	0.00
SULABH ENGS.& SERVICES	Financial Services	IN	0.00
NICHIHA	Construction & Materials	JP	0.00
RHJ INTERNATIONAL	Financial Services	BE	0.00
NIPPON THOMPSON	Industrial Goods & Services	JP	0.00
PTC India	Utilities	IN	0.00
ZENRIN	Media	JP	0.00
ABG SUNDAL COLLIER HLDG	Financial Services	NO	0.00
NOVOROSSIYSK COMMERCIAL SEA PO	Industrial Goods & Services	RU	0.00
Gigastorage	Industrial Goods & Services	TW	0.00
Phoenix Mills	Personal & Household Goods	IN	0.00
SAMART	Technology	TH	0.00
OSAKA TITANIUM	Basic Resources	JP	0.00
CEMIG	Utilities	BR	0.00
NISSIN ELECTRIC	Industrial Goods & Services	JP	0.00
Kinik	Industrial Goods & Services	TW	0.00
Dish TV India	Media	IN	0.00
Nan Ya PCB	Industrial Goods & Services	TW	0.00
SHANGHAI MECH.&ELECT. IND. 'B'	Industrial Goods & Services	CN	0.00
OYO	Construction & Materials	JP	0.00
CIECH	Chemicals	PL	0.00
YANTAI CHANGYU PION.WINE 'B'	Food & Beverage	CN	0.00
CANON ELECTRONICS	Technology	JP	0.00
MINATO BANK	Banks	JP	0.00
FAISAL ISLAMIC BANK OF EGYPT	Banks	EG	0.00
SOULBRAIN	Chemicals	KR	0.00
Daewoong Pharma	Health Care	KR	0.00
India Cements	Construction & Materials	IN	0.00
Persistent Syste	Technology	IN	0.00
HERO SUPERMARKET	Retail	ID	0.00
KOSSAN RUBBER	Health Care	MY	0.00
STX Corporation	Industrial Goods & Services	KR	0.00
SeAH Besteel	Basic Resources	KR	0.00
Cement Pacasmayo	Construction & Materials	PE	0.00
EID Parry	Food & Beverage	IN	0.00
Gujarat Petro	Oil & Gas	IN	0.00
KinhDo Corp	Food & Beverage	VN	0.00
EDEGEL	Utilities	PE	0.00
DTS	Technology	JP	0.00
DELEK AUTOMOTIVE	Retail	IL	0.00
BANGKOK METRO	Travel & Leisure	TH	0.00
OKINAWA CELLULAR TEL.	Telecommunications	JP	0.00
China Metal	Industrial Goods & Services	TW	0.00
CHIP ENG SENG	Construction & Materials	SG	0.00
SOILBUILD BUSINESS SPACE REIT	Real Estate	SG	0.00
Sonix Tech	Technology	TW	0.00
MALAYSIAN AIRLINE SY.	Travel & Leisure	MY	0.00
POSIFLEX TECHNOLOGIES	Technology	TW	0.00
BANK OF GREECE	Banks	GR	0.00
Hung Sheng Const	Construction & Materials	TW	0.00
CIFI HOLDINGS (GROUP)	Real Estate	HK	0.00
Indosat Tbk PT	Telecommunications	ID	0.00
DONGKUK STEEL	Basic Resources	KR	0.00

⁴ Based on the last periodic review implementation

TOTAL MARKET INDICES

STOXX® GLOBAL TOTAL MARKET INDEX

Components⁴

Company	Supersector	Country	Weight (%)
Unity Opto	Industrial Goods & Services	TW	0.00
WARSAW STOCK EXCHANGE	Financial Services	PL	0.00
DENYO	Industrial Goods & Services	JP	0.00
WOTIF.COM HOLDINGS	Travel & Leisure	AU	0.00
ALSTOM T & D	Industrial Goods & Services	IN	0.00
CHINA PRCS.MTL.RES.HDG.	Basic Resources	HK	0.00
Sindoh	Technology	KR	0.00
BANDO CHEMICAL INDS.	Chemicals	JP	0.00
PROSPERITY REIT.TST.	Real Estate	HK	0.00
PRESS METAL	Basic Resources	MY	0.00
EVOGENE	Health Care	IL	0.00
Evergreen Intl	Industrial Goods & Services	TW	0.00
FERREXPO	Basic Resources	GB	0.00
INDOFOOD AGRI RESOURCES	Food & Beverage	SG	0.00
Kindom Constr	Real Estate	TW	0.00
DB Corp	Media	IN	0.00
TOKEN	Personal & Household Goods	JP	0.00
INAGEYA	Retail	JP	0.00
NIPPON CERAMIC	Industrial Goods & Services	JP	0.00
KOA	Industrial Goods & Services	JP	0.00
Walter Energy Inc.	Basic Resources	US	0.00
Altek	Personal & Household Goods	TW	0.00
ADRS GRUPA PREF	Personal & Household Goods	HR	0.00
COMPUGEN	Health Care	IL	0.00
YAZICILAR HOLDING	Automobiles & Parts	TR	0.00
DANIELI	Industrial Goods & Services	IT	0.00
SEKERBANK	Banks	TR	0.00
Ahnlab Inc	Technology	KR	0.00
Sintex Ind	Industrial Goods & Services	IN	0.00
Holystone	Industrial Goods & Services	TW	0.00
MINSUR S.A.	Basic Resources	PE	0.00
GETIN HLDG	Banks	PL	0.00
CHINA MERCHANTS PR.DEV. 'B'	Real Estate	CN	0.00
Posco ICT	Technology	KR	0.00
SENSHUKAI	Retail	JP	0.00
Elitegroup Comp	Technology	TW	0.00
CyberTAN	Technology	TW	0.00
Rechi	Industrial Goods & Services	TW	0.00
HUONS	Health Care	KR	0.00
CATHAY NO.2 REIT.TRUST	Real Estate	TW	0.00
GEO HDGS	Retail	JP	0.00
Sobha Developers	Real Estate	IN	0.00
Hathway Cable	Media	IN	0.00
MIDAS HDG.	Basic Resources	SG	0.00
MALAYSIAN PACIFIC INDS.	Technology	MY	0.00
Great Taipei Gas	Utilities	TW	0.00
NORITAKE	Personal & Household Goods	JP	0.00
MITSUI SUGAR	Food & Beverage	JP	0.00
TEXHONG TEXTILE GP.	Personal & Household Goods	HK	0.00
AUSTAL	Industrial Goods & Services	AU	0.00
DIAMOND BANK NIGERIA	Banks	NG	0.00
ORIOLA-KD 'B'	Health Care	FI	0.00
WASION GROUP HOLDINGS	Industrial Goods & Services	HK	0.00
A2 MILK	Health Care	NZ	0.00
SILVERCORP METALS (NYS)	Basic Resources	CA	0.00
TRAVELLERS INTL.HTL.GP.	Travel & Leisure	PH	0.00
NAGATANIEN	Food & Beverage	JP	0.00
SHIKOKU CHEMICALS	Chemicals	JP	0.00
TCC INTERANTIONAL HDG.	Construction & Materials	HK	0.00
Torrent Pow	Utilities	IN	0.00
YG ENTERTAINMENT	Media	KR	0.00
UNIVERSAL ENTERTAINMENT	Travel & Leisure	JP	0.00
EVOLUTION MINING	Basic Resources	AU	0.00
PAVILION REIT.TST.	Real Estate	MY	0.00
SEABRIDGE GOLD	Basic Resources	CA	0.00
TREVI FINANZIARIA INDUSTRIALE	Construction & Materials	IT	0.00
THE PHILIPPINE STOCK EX.	Financial Services	PH	0.00
VIBHAVADI MEDICAL	Health Care	TH	0.00
JIANGLING MOTORS 'B'	Automobiles & Parts	CN	0.00
BANK PMBGN.DJB.DAN BAT.	Banks	ID	0.00
Silicon Works	Technology	KR	0.00
ANXIN-CHINA HOLDINGS	Health Care	HK	0.00
CD PROJECT SA	Personal & Household Goods	PL	0.00
SINO OIL & GAS HDG.	Oil & Gas	HK	0.00

⁴ Based on the last periodic review implementation

TOTAL MARKET INDICES

STOXX® GLOBAL TOTAL MARKET INDEX

Components⁴

Company	Supersector	Country	Weight (%)
BOE TECH.GP.'B'	Industrial Goods & Services	CN	0.00
FUJIBO HDG.	Personal & Household Goods	JP	0.00
FAG Bearings	Industrial Goods & Services	IN	0.00
Acceptance	Financial Services	TW	0.00
Ocean Plas	Chemicals	TW	0.00
SADBHAV ENGINEERING	Construction & Materials	IN	0.00
HYUNDAI MOTOR 3RD PF.	Automobiles & Parts	KR	0.00
COSEL	Industrial Goods & Services	JP	0.00
NICHIDEN	Industrial Goods & Services	JP	0.00
Aluar	Basic Resources	AR	0.00
SINBON Elec	Industrial Goods & Services	TW	0.00
VIOHALCO	Industrial Goods & Services	BE	0.00
HELLENIC BANK	Banks	CY	0.00
AMATA	Real Estate	TH	0.00
Ilyang Pharmaceu	Health Care	KR	0.00
SC.FRIGOR BRASS DE TUNIS	Food & Beverage	TN	0.00
DAZHONG TRSP.(GROUP) 'B'	Travel & Leisure	CN	0.00
SHAI.ZHENHUA HEAVY IND. 'B'	Industrial Goods & Services	CN	0.00
FAR EAST CONSORT.INTL.	Real Estate	HK	0.00
OBIC BUS.CONSULTANTS	Technology	JP	0.00
CHINA WINDPOWER GROUP	Utilities	HK	0.00
NIIT TECHNOLOGIES	Technology	IN	0.00
Elite Advanced	Industrial Goods & Services	TW	0.00
ASELSAN ASKERI ELEKTRONIK	Technology	TR	0.00
HILLS LTD	Construction & Materials	AU	0.00
SANOK	Industrial Goods & Services	PL	0.00
DAPHNE INTL.HOLDINGS	Personal & Household Goods	CN	0.00
Migros Ticaret AS	Retail	TR	0.00
Engineer India	Construction & Materials	IN	0.00
CASETEK HOLDINGS	Industrial Goods & Services	TW	0.00
AXIS REAL EST.INV.TST.	Real Estate	MY	0.00
Maeil Dairy	Food & Beverage	KR	0.00
EPS	Health Care	JP	0.00
UPC Tech	Chemicals	TW	0.00
GOLDEN OCEAN GROUP	Industrial Goods & Services	NO	0.00
Posco Chemtech	Industrial Goods & Services	KR	0.00
Seobu T&D	Retail	KR	0.00
TOYO	Industrial Goods & Services	JP	0.00
PERISAI PTL.TEKNOLOGI	Industrial Goods & Services	MY	0.00
MUHIBBAH ENGINEERING (M)	Construction & Materials	MY	0.00
NAT.BANK OF PAKISTAN	Banks	PK	0.00
SK Gas	Utilities	KR	0.00
SHAI.WAI GAOQIAO FR TR Z D.'B'	Industrial Goods & Services	CN	0.00
HEARTLAND NEW ZEALAND	Financial Services	NZ	0.00
TALLINK GRP	Travel & Leisure	EE	0.00
ACCESS BIO KDR	Health Care	KR	0.00
SANKI ENGINEERING	Construction & Materials	JP	0.00
FOCALTECH	Industrial Goods & Services	TW	0.00
ISHIHARA SANGYO	Chemicals	JP	0.00
LONKING HOLDINGS	Industrial Goods & Services	HK	0.00
TRUSTPOWER	Utilities	NZ	0.00
MARFIN INVESTMENT GRP	Financial Services	GR	0.00
TAKAMATSU CON.GROUP	Construction & Materials	JP	0.00
INTEGER.PL	Media	PL	0.00
Zinwell Corp	Technology	TW	0.00
INTRALOT	Travel & Leisure	GR	0.00
ZHUGUANG HOLDINGS GROUP	Real Estate	HK	0.00
WING ON COMPANY INTL.	Retail	HK	0.00
PAL HOLDINGS	Travel & Leisure	PH	0.00
XINGDA INTL.HOLDINGS	Automobiles & Parts	HK	0.00
MITSUBISHI STEEL MNFG.	Basic Resources	JP	0.00
BLACKMORES	Food & Beverage	AU	0.00
NITSBA	Real Estate	IL	0.00
OSK HOLDINGS	Financial Services	MY	0.00
Blue Dart Ex	Industrial Goods & Services	IN	0.00
JM Financial	Financial Services	IN	0.00
KASUMI	Retail	JP	0.00
Aneka Tambang Tbk PT	Basic Resources	ID	0.00
Eastern Media	Industrial Goods & Services	TW	0.00
Oil Refineries Ltd	Oil & Gas	IL	0.00
Ali	Technology	TW	0.00
HANSOL TECHNICS	Industrial Goods & Services	KR	0.00
HOLCIM INDONESIA	Construction & Materials	ID	0.00
JSP	Chemicals	JP	0.00

⁴ Based on the last periodic review implementation

TOTAL MARKET INDICES

STOXX® GLOBAL TOTAL MARKET INDEX

Components⁴

Company	Supersector	Country	Weight (%)
MITSUUROKO	Utilities	JP	0.00
REIT 1	Real Estate	IL	0.00
SRI TRANG AGRO-INDUSTRY	Chemicals	TH	0.00
SL	Automobiles & Parts	KR	0.00
KEY COFFEE	Food & Beverage	JP	0.00
AIPHONE	Industrial Goods & Services	JP	0.00
Taiwan Life Ins	Insurance	TW	0.00
AKSA ENERJI URETIM	Utilities	TR	0.00
Accton	Technology	TW	0.00
SHINKO PLANTECH	Industrial Goods & Services	JP	0.00
TOYO KANETSU	Industrial Goods & Services	JP	0.00
DAYANG ENTER.HDG.	Oil & Gas	MY	0.00
Ssangyong Mtr	Automobiles & Parts	KR	0.00
National Alum	Basic Resources	IN	0.00
APATOR	Industrial Goods & Services	PL	0.00
TA ENTERPRISE	Travel & Leisure	MY	0.00
ENDEAVOUR MINING	Basic Resources	CA	0.00
Taiflex Sci	Industrial Goods & Services	TW	0.00
Nava Bh Veh	Basic Resources	IN	0.00
NORSTAR HOLDINGS	Real Estate	IL	0.00
Aten Intl	Technology	TW	0.00
MBK	Real Estate	TH	0.00
Adlink Tech	Technology	TW	0.00
ORBIS	Travel & Leisure	PL	0.00
C P POKPHAND	Food & Beverage	HK	0.00
DOLPHIN GROUP	Technology	NO	0.00
SBS	Media	KR	0.00
MMK	Basic Resources	RU	0.00
NZX	Financial Services	NZ	0.00
TOYO TANSO	Chemicals	JP	0.00
AYGAZ	Utilities	TR	0.00
Aban Offshore	Oil & Gas	IN	0.00
GOLFZON	Travel & Leisure	KR	0.00
TA ANN HOLDINGS	Basic Resources	MY	0.00
TOWA BANK	Banks	JP	0.00
PACK CORP	Industrial Goods & Services	JP	0.00
MAZOR ROBOTICS	Health Care	IL	0.00
CPT	Technology	TW	0.00
FUFENG GROUP	Chemicals	HK	0.00
INNER MONGOLIA EERDUOSI RS.'B'	Personal & Household Goods	CN	0.00
RAMAYANA LESTARI SENTOSA	Retail	ID	0.00
MITRA ADIPERKASA	Retail	ID	0.00
mitsubishi paper mills	Basic Resources	JP	0.00
Cyient Ltd	Technology	IN	0.00
FOURLIS HLDG	Personal & Household Goods	GR	0.00
GILLETTE INDIA	Personal & Household Goods	IN	0.00
Solartech Energy	Oil & Gas	TW	0.00
Shinyoung Securi	Financial Services	KR	0.00
CIMSA	Construction & Materials	TR	0.00
MOESK	Utilities	RU	0.00
FUJITA KANKO	Travel & Leisure	JP	0.00
DOGAN SIRKETLER GRUBU	Oil & Gas	TR	0.00
KNM GROUP	Oil & Gas	MY	0.00
Carborundum Univ	Industrial Goods & Services	IN	0.00
Yeun Chyang	Basic Resources	TW	0.00
Hy-Lok	Industrial Goods & Services	KR	0.00
FIDEA HOLDINGS	Banks	JP	0.00
BIZLINK HOLDING	Industrial Goods & Services	TW	0.00
DILIGENT BRD.MEMBER SVS.	Technology	NZ	0.00
SALIM IVOMAS PRATAMA	Food & Beverage	ID	0.00
OKAMOTO INDUSTRIES	Chemicals	JP	0.00
Guj Fluorochem	Chemicals	IN	0.00
AKB ROSBANK	Banks	RU	0.00
FUJICCO	Food & Beverage	JP	0.00
Wockhardt	Health Care	IN	0.00
KIAN JOO CAN FACTORY	Industrial Goods & Services	MY	0.00
SUHEUNG	Chemicals	KR	0.00
AIRPORT CITY	Real Estate	IL	0.00
YENI GIMAT GMYO	Real Estate	TR	0.00
Network 18 Media	Media	IN	0.00
Syncmold	Industrial Goods & Services	TW	0.00
FANTASIA HOLDINGS GP.	Real Estate	HK	0.00
SKISTAR B	Travel & Leisure	SE	0.00
ASTRA OTOPARTS	Automobiles & Parts	ID	0.00

⁴ Based on the last periodic review implementation

TOTAL MARKET INDICES

STOXX® GLOBAL TOTAL MARKET INDEX

Components⁴

Company	Supersector	Country	Weight (%)
SUI SOUTHERN GAS	Utilities	PK	0.00
KVAERNER	Oil & Gas	NO	0.00
KINGBOARD LAMINATES HDG.	Chemicals	HK	0.00
CHAOWEI POWER HOLDINGS	Industrial Goods & Services	HK	0.00
FOSTER ELECTRIC	Industrial Goods & Services	JP	0.00
Pan Intl Ind	Industrial Goods & Services	TW	0.00
RAMI LEVI CHN.STRS.	Retail	IL	0.00
RCS MEDIAGROUP	Media	IT	0.00
Korea Elec Term	Industrial Goods & Services	KR	0.00
NIPPON SHARYO	Industrial Goods & Services	JP	0.00
DOOSAN PF.	Construction & Materials	KR	0.00
HKR INTERNATIONAL	Real Estate	HK	0.00
NAK Sealing Tech	Industrial Goods & Services	TW	0.00
BANCO PATAGONIA	Banks	AR	0.00
MEGACHIPS	Technology	JP	0.00
SOCIETATEA NATIONALA DE TRANSP	Oil & Gas	RO	0.00
FUSO PHARM.INDUSTRIES	Health Care	JP	0.00
WISDOM MARINE LINES	Industrial Goods & Services	TW	0.00
TSUKUBA BANK	Banks	JP	0.00
ITALIAN-THAI DEVELOPMENT	Construction & Materials	TH	0.00
UNION TOOL	Industrial Goods & Services	JP	0.00
Chung-Hsin E M	Industrial Goods & Services	TW	0.00
DOGUS OTOMOTIV SERVIS	Retail	TR	0.00
ALEMBIC PHARMACEUTICALS	Health Care	IN	0.00
Religare Entp	Financial Services	IN	0.00
SOCAM DEVELOPMENT	Construction & Materials	HK	0.00
MARIDIVE & OIL SERVICES	Oil & Gas	EG	0.00
SAHA-UNION	Personal & Household Goods	TH	0.00
TOKUSHU TOKAI PAPER	Basic Resources	JP	0.00
Bajaj Elec	Industrial Goods & Services	IN	0.00
MY EG SERVICES	Industrial Goods & Services	MY	0.00
Twn Styrene Mono	Chemicals	TW	0.00
SUPERMAX	Health Care	MY	0.00
Chia Hsin Cement	Construction & Materials	TW	0.00
Daeduck Electr	Industrial Goods & Services	KR	0.00
SINGAMAS CONTAINER HDG.	Industrial Goods & Services	HK	0.00
Hanjin Transport	Industrial Goods & Services	KR	0.00
NITTO KOHKI	Industrial Goods & Services	JP	0.00
NOVA	Technology	IL	0.00
PACKAGES	Industrial Goods & Services	PK	0.00
TOPCO SCIENT	Technology	TW	0.00
MENORA MIV HOLDING	Insurance	IL	0.00
Gemtek Tech	Technology	TW	0.00
Senao	Technology	TW	0.00
STAMFORD LAND	Travel & Leisure	SG	0.00
IJM PLANTATIONS	Food & Beverage	MY	0.00
HANGZHOU STM.TURBINE 'B'	Industrial Goods & Services	CN	0.00
SMK	Industrial Goods & Services	JP	0.00
Suprema	Industrial Goods & Services	KR	0.00
J-OIL MILLS	Food & Beverage	JP	0.00
Kee Tai	Construction & Materials	TW	0.00
Ability Enter	Personal & Household Goods	TW	0.00
NUH CIMENTO	Construction & Materials	TR	0.00
TOM GROUP	Technology	HK	0.00
MIDLAND HOLDINGS	Real Estate	HK	0.00
Johnson Health	Personal & Household Goods	TW	0.00
DAIKEN	Construction & Materials	JP	0.00
NETUREN	Basic Resources	JP	0.00
Elite Matl	Industrial Goods & Services	TW	0.00
GEOX	Personal & Household Goods	IT	0.00
Shihlin Paper	Basic Resources	TW	0.00
TAEYOUNG Const	Construction & Materials	KR	0.00
LU THAI TEX.JOINT STK. 'B'	Personal & Household Goods	CN	0.00
PERDANA PETROLEUM	Oil & Gas	MY	0.00
OSSTEM IMPLANT	Health Care	KR	0.00
MIRAMAR HTL.&INV.	Travel & Leisure	HK	0.00
Nien Hsing Text	Personal & Household Goods	TW	0.00
ITEQ	Industrial Goods & Services	TW	0.00
McLeod Russel	Food & Beverage	IN	0.00
KONA I	Industrial Goods & Services	KR	0.00
GeoVision	Industrial Goods & Services	TW	0.00
BOER POWER HOLDINGS	Industrial Goods & Services	HK	0.00
REITMANS (CANADA) 'A'	Retail	CA	0.00
GATEWAY DISTRI PARKS	Industrial Goods & Services	IN	0.00

⁴ Based on the last periodic review implementation

TOTAL MARKET INDICES

STOXX® GLOBAL TOTAL MARKET INDEX

Components⁴

Company	Supersector	Country	Weight (%)
RIKEN VITAMIN	Food & Beverage	JP	0.00
Godrej Prop	Real Estate	IN	0.00
Aurora Corp	Technology	TW	0.00
ALBARAKA TURK	Banks	TR	0.00
PUNCAK NIAGA HOLDINGS	Utilities	MY	0.00
CHINA WATER AFFAIRS GP.	Utilities	HK	0.00
GREEN CROSS CELL	Technology	KR	0.00
Lotes	Industrial Goods & Services	TW	0.00
ASIA OPTICAL	Industrial Goods & Services	TW	0.00
Modetour Network	Travel & Leisure	KR	0.00
VIVOTEK	Industrial Goods & Services	TW	0.00
Jyothy Labs	Personal & Household Goods	IN	0.00
NITTETSU MINING	Basic Resources	JP	0.00
TAIHEI DENGYO KAISHA	Construction & Materials	JP	0.00
FUJIMI	Chemicals	JP	0.00
AEGEAN AIRLINES	Travel & Leisure	GR	0.00
TIMAH	Basic Resources	ID	0.00
SKELLERUP HOLDINGS	Industrial Goods & Services	NZ	0.00
Energy Development Corp/Philip	Utilities	PH	0.00
AK HOLDINGS	Chemicals	KR	0.00
FUBON NO.2 REIT.	Real Estate	TW	0.00
Gujarat State	Chemicals	IN	0.00
PETROVIETNAM GAS	Oil & Gas	VN	0.00
Eugene Tech	Technology	KR	0.00
Li Peng Ent	Personal & Household Goods	TW	0.00
ALPEN	Retail	JP	0.00
FUTABA INDUSTRIAL	Automobiles & Parts	JP	0.00
Lealea Ent	Personal & Household Goods	TW	0.00
AEON CREDIT SERVICE	Financial Services	MY	0.00
SHINYOUNG SECS. PF.	Financial Services	KR	0.00
KAILASH AUTO FINANCE	Financial Services	IN	0.00
JUKI	Industrial Goods & Services	JP	0.00
NEC FIELDING	Technology	JP	0.00
Sun Pharma	Health Care	IN	0.00
Unizyx	Technology	TW	0.00
DAIEI	Retail	JP	0.00
Blue Star Ltd	Construction & Materials	IN	0.00
ORIENTAL WEAVERS	Personal & Household Goods	EG	0.00
GLOBETRONICS TECHNOLOGY	Technology	MY	0.00
UNITIKA	Personal & Household Goods	JP	0.00
CYBERLINK	Technology	TW	0.00
ASIA AVIATION	Travel & Leisure	TH	0.00
ACHILLES	Chemicals	JP	0.00
UNITED LABS.INTL.HDG.	Health Care	HK	0.00
Hwashin	Automobiles & Parts	KR	0.00
KAGA ELECTRONICS	Technology	JP	0.00
OGK-2	Utilities	RU	0.00
COMPAGNIE GL.IMMOBILIERE	Real Estate	MA	0.00
HSBC BANK MALTA	Banks	MT	0.00
GUC	Technology	TW	0.00
PEGAS NONWOVENS	Personal & Household Goods	CZ	0.00
Shining Bldg	Real Estate	TW	0.00
KOHNAN SHOJI	Retail	JP	0.00
SIDI KERIR PETROCHEM.	Chemicals	EG	0.00
SKYE BANK	Banks	NG	0.00
EIH Ltd	Travel & Leisure	IN	0.00
PRECIOUS SHIPPING	Industrial Goods & Services	TH	0.00
VIRGIN AUSTRALIA HLD	Travel & Leisure	AU	0.00
AKSA AKRILIK KIMYAI	Chemicals	TR	0.00
Wemade Entertain	Personal & Household Goods	KR	0.00
FUBON NO.1 REIT	Real Estate	TW	0.00
EMPERIA HLDG	Retail	PL	0.00
KUMHO INDUSTRIAL	Construction & Materials	KR	0.00
GMT	Technology	TW	0.00
IDEC	Industrial Goods & Services	JP	0.00
WAH SEONG	Oil & Gas	MY	0.00
I-SENS	Health Care	KR	0.00
Jubilant Life	Chemicals	IN	0.00
Grt China Metal	Industrial Goods & Services	TW	0.00
S E INVESTMENTS	Construction & Materials	IN	0.00
Indian Oversea	Banks	IN	0.00
Koh Young Tech	Technology	KR	0.00
Neyveli Lignite	Utilities	IN	0.00
NIPPON DENKO	Basic Resources	JP	0.00

⁴ Based on the last periodic review implementation

TOTAL MARKET INDICES

STOXX® GLOBAL TOTAL MARKET INDEX

Components⁴

Company	Supersector	Country	Weight (%)
SAKAI CHEMICAL IND.	Chemicals	JP	0.00
BUKWANG PHARM	Health Care	KR	0.00
Mercuries Asst	Retail	TW	0.00
JENTECH PRECISIO	Industrial Goods & Services	TW	0.00
BELLUNA	Retail	JP	0.00
MARUZEN SHOWA UNYU	Industrial Goods & Services	JP	0.00
BAYAN RESOURCES	Basic Resources	ID	0.00
JVC KENWOOD CORPORATION	Personal & Household Goods	JP	0.00
CSBC Corp	Industrial Goods & Services	TW	0.00
Chi Mei Material	Industrial Goods & Services	TW	0.00
DOF	Oil & Gas	NO	0.00
ALNC.DVPPT.IMMOBILIER	Real Estate	MA	0.00
Federal Corp	Automobiles & Parts	TW	0.00
LEENO INDUSTRIAL	Technology	KR	0.00
MIE BANK	Banks	JP	0.00
Taihan Elec Wire	Industrial Goods & Services	KR	0.00
Rallis India Ltd	Chemicals	IN	0.00
Long Bon	Real Estate	TW	0.00
DCB BANK	Banks	IN	0.00
FORTE	Personal & Household Goods	PL	0.00
AFRICA	Personal & Household Goods	IL	0.00
SANYO SHOKAI	Personal & Household Goods	JP	0.00
CHC HEALTHCARE	Health Care	TW	0.00
KAPPA CREATE	Travel & Leisure	JP	0.00
SHIMIZU BANK	Banks	JP	0.00
ARABIA INVS.DEV.FIN.	Financial Services	EG	0.00
SHANGHAI JINQIAO EX PR.Z.D.'B'	Real Estate	CN	0.00
Billabong International Ltd.	Personal & Household Goods	AU	0.00
BayerCrop	Chemicals	IN	0.00
AP THAILAND	Personal & Household Goods	TH	0.00
MANAGEM	Basic Resources	MA	0.00
THAI VEGETABLE OIL	Food & Beverage	TH	0.00
Hankook Shell Oi	Oil & Gas	KR	0.00
MNC SKY VISION	Media	ID	0.00
TOCALO	Chemicals	JP	0.00
Jindal Saw	Basic Resources	IN	0.00
MegaStudy	Retail	KR	0.00
MARS ENGINEERING	Travel & Leisure	JP	0.00
KURIMOTO	Basic Resources	JP	0.00
RESTAURANT BRANDS NZ	Travel & Leisure	NZ	0.00
ATLASBX	Automobiles & Parts	KR	0.00
GVK Power	Utilities	IN	0.00
SYARIKAT TAKAFUL MAL.	Insurance	MY	0.00
Chun Yuan Steel	Basic Resources	TW	0.00
DYNASTY CERAMIC	Construction & Materials	TH	0.00
COPPER MOUNTAIN MINING	Basic Resources	CA	0.00
Lite On Semi	Technology	TW	0.00
MPHB CAPITAL	Insurance	MY	0.00
BANK PAN INDONESIA	Banks	ID	0.00
THORESEN THAI AG.	Industrial Goods & Services	TH	0.00
TCC	Utilities	TW	0.00
Jagran Prakashan	Media	IN	0.00
TRAKYA CAM	Construction & Materials	TR	0.00
CHAUN-CHOUNG TECH.	Industrial Goods & Services	TW	0.00
Weltrend Semicon	Technology	TW	0.00
GFPT	Food & Beverage	TH	0.00
ICOM	Technology	JP	0.00
EASY BIO	Food & Beverage	KR	0.00
WHA CORPORATION	Construction & Materials	TH	0.00
Pfizer	Health Care	IN	0.00
FRANCE BED HOLDINGS	Personal & Household Goods	JP	0.00
TORAY CHEMICAL KOREA INC	Chemicals	KR	0.00
Green Energy	Oil & Gas	TW	0.00
UCO Bank	Banks	IN	0.00
Pusan City Gas	Utilities	KR	0.00
Paladin Energy Ltd.	Basic Resources	AU	0.00
VODONE	Technology	HK	0.00
ASIA CEMENT (CHINA) HDG.	Construction & Materials	HK	0.00
Shufersal Ltd	Retail	IL	0.00
HISAKA WORKS	Industrial Goods & Services	JP	0.00
NAN LIU ENTERPRISE	Personal & Household Goods	TW	0.00
FIELDS	Travel & Leisure	JP	0.00
SWCC SHOWA HOLDINGS	Industrial Goods & Services	JP	0.00
CB INDL.PRODUCT HOLDINGS	Industrial Goods & Services	MY	0.00

⁴ Based on the last periodic review implementation

TOTAL MARKET INDICES

STOXX® GLOBAL TOTAL MARKET INDEX

Components⁴

Company	Supersector	Country	Weight (%)
Global Battery	Automobiles & Parts	KR	0.00
WUZHOU INTERNATIONAL HDG	Real Estate	HK	0.00
IS Dongseo	Construction & Materials	KR	0.00
Long Chen Paper	Basic Resources	TW	0.00
GALLOP NO.1 REIT.TST.FD.	Real Estate	TW	0.00
MOIL	Basic Resources	IN	0.00
TEMPO SCAN PACIFIC	Health Care	ID	0.00
Shinkong Textile	Personal & Household Goods	TW	0.00
Dena Bank	Banks	IN	0.00
CAWACHI	Retail	JP	0.00
KOMIPHARM INT	Health Care	KR	0.00
MATAHARI PUTRA PRIMA	Retail	ID	0.00
Genesis Photonic	Technology	TW	0.00
Jaiprakash Power	Utilities	IN	0.00
Test Rite	Personal & Household Goods	TW	0.00
Sitronix	Technology	TW	0.00
LIPPO CIKARANG	Real Estate	ID	0.00
TILAK FINANCE LTD	Financial Services	IN	0.00
COMBA TELECOM SYS.HDG.	Technology	HK	0.00
YEO HIAP SENG	Food & Beverage	SG	0.00
FIRST NATIONAL FINANCIAL	Financial Services	CA	0.00
Asia Polymer	Chemicals	TW	0.00
Visual Photonics	Technology	TW	0.00
CHINA SCE PROPERTY HDG.	Real Estate	HK	0.00
CHOSUN REFRACTORIES	Industrial Goods & Services	KR	0.00
Sinphar	Health Care	TW	0.00
BANGKOK CHAIN HOSPITAL	Health Care	TH	0.00
WAWEL	Food & Beverage	PL	0.00
ZARGON OIL & GAS	Oil & Gas	CA	0.00
HARBOUR CENTRE DEV.	Travel & Leisure	HK	0.00
Unid	Chemicals	KR	0.00
TATSUTA ELEC.WIRE&CABLE	Industrial Goods & Services	JP	0.00
Pyeong Hwa Auto	Automobiles & Parts	KR	0.00
CHINA LILANG	Personal & Household Goods	HK	0.00
Welling	Industrial Goods & Services	HK	0.00
SIX OF OCT.DEV.& INV.	Real Estate	EG	0.00
Hanwha General	Insurance	KR	0.00
Test Research	Technology	TW	0.00
KYUNG DONG PHARM.	Health Care	KR	0.00
Opto Tech	Technology	TW	0.00
LAI SUN DEV	Real Estate	HK	0.00
CK LIFE SCIENCES INTL HDG	Health Care	HK	0.00
BONHEUR	Oil & Gas	NO	0.00
T.K.	Industrial Goods & Services	KR	0.00
NEW ZEALAND OIL AND GAS	Oil & Gas	NZ	0.00
SIAM MAKRO	Retail	TH	0.00
Daekyo	Retail	KR	0.00
NIPPON VALQUA INDS.	Chemicals	JP	0.00
SAI GON SECS.	Financial Services	VN	0.00
DAISAN BANK	Banks	JP	0.00
WABCO INDIA	Automobiles & Parts	IN	0.00
BOMBARDIER 'A'	Industrial Goods & Services	CA	0.00
AISAN IND.	Automobiles & Parts	JP	0.00
ATLANTIC GRUPA	Food & Beverage	HR	0.00
DONGWON SYSTEMS	Technology	KR	0.00
TONG-TAI MACH	Industrial Goods & Services	TW	0.00
Kung Long	Industrial Goods & Services	TW	0.00
Prism Cement Ltd	Construction & Materials	IN	0.00
PELION	Retail	PL	0.00
NICE HOLDINGS	Financial Services	KR	0.00
BANK PMBGN.DAERAH JAWA TIMUR	Banks	ID	0.00
FOREPI	Technology	TW	0.00
TUNE INS HOLDINGS	Insurance	MY	0.00
PHOENIX INSURANCE 1	Insurance	IL	0.00
Lock&Lock	Personal & Household Goods	KR	0.00
Ambassador Hotel	Travel & Leisure	TW	0.00
Taiwan Sanyo Electric Co Ltd	Personal & Household Goods	TW	0.00
DUTCH LADY MILK	Food & Beverage	MY	0.00
Jeil Pharm	Health Care	KR	0.00
Promate Electron	Technology	TW	0.00
HABIB BANK	Banks	PK	0.00
KEC Intern	Construction & Materials	IN	0.00
RYOYO ELECTRO	Technology	JP	0.00
VOLGA TGC	Utilities	RU	0.00

⁴ Based on the last periodic review implementation

TOTAL MARKET INDICES

STOXX® GLOBAL TOTAL MARKET INDEX

Components⁴

Company	Supersector	Country	Weight (%)
TIANNENG POWER INTL.	Automobiles & Parts	HK	0.00
PERENNIAL CHINA RETAIL TRUST	Real Estate	SG	0.00
PANIN FINANCIAL	Insurance	ID	0.00
MINISTOP	Retail	JP	0.00
TAI CHEUNG HOLDINGS	Real Estate	HK	0.00
Lumax	Industrial Goods & Services	TW	0.00
GANGER ROLF	Oil & Gas	NO	0.00
NRW HOLDINGS	Construction & Materials	AU	0.00
C C LAND HOLDINGS	Real Estate	HK	0.00
S&T MOTIV	Automobiles & Parts	KR	0.00
Cox & Kings	Travel & Leisure	IN	0.00
CHUKYO BANK	Banks	JP	0.00
Nongshim Holding	Food & Beverage	KR	0.00
FABER GROUP	Health Care	MY	0.00
TOENEC	Construction & Materials	JP	0.00
THE REJECT SHOP	Retail	AU	0.00
NIS	Oil & Gas	RS	0.00
TENFU HLDG	Retail	HK	0.00
KJB FINANCIAL GROUP	Banks	KR	0.00
Indian Bank	Banks	IN	0.00
EVA PRECISION INDL.HDG.	Industrial Goods & Services	HK	0.00
MUDAJAYA GROUP BHD.	Construction & Materials	MY	0.00
MOTONIC	Automobiles & Parts	KR	0.00
SOUTH VALLEY CEMENT	Construction & Materials	EG	0.00
HUBEI SANONDA 'B'	Chemicals	CN	0.00
STEEL & TUBE HOLDINGS	Basic Resources	NZ	0.00
Huang Hsiang	Construction & Materials	TW	0.00
NIPPON BEET SUGAR MNFG.	Food & Beverage	JP	0.00
Walsin Tech	Industrial Goods & Services	TW	0.00
SHANGHAI JIN JIANG INT H.D.'B'	Travel & Leisure	CN	0.00
CREDIT ANALYSIS AND RESH	Media	IN	0.00
CHINA FINL INTL INV	Financial Services	HK	0.00
West China Cemt	Construction & Materials	HK	0.00
UIS	Construction & Materials	TW	0.00
PODRAVKA PREHRAMBENA IND.	Food & Beverage	HR	0.00
SALINI IMPREGILO	Construction & Materials	IT	0.00
LYNAS	Basic Resources	AU	0.00
SDI	Technology	TW	0.00
FUJIYA	Food & Beverage	JP	0.00
SHANGHAI DIESEL ENN.'B'	Industrial Goods & Services	CN	0.00
Hankuk Carbon	Chemicals	KR	0.00
Vardhaman Tex	Personal & Household Goods	IN	0.00
KINUGAWA RUBBER INDL	Automobiles & Parts	JP	0.00
Hyundai Elevator	Industrial Goods & Services	KR	0.00
National Petrole	Retail	TW	0.00
Shoppers Stop	Retail	IN	0.00
Balrampur Chi	Food & Beverage	IN	0.00
OSAKA STEEL	Basic Resources	JP	0.00
Akzo Nobel	Construction & Materials	IN	0.00
TANZANIAN ROYALTY EXPLOR	Basic Resources	CA	0.00
AKCANSA CIMENTO	Construction & Materials	TR	0.00
Il Dong Pharm	Health Care	KR	0.00
Gujarat Gas	Utilities	IN	0.00
PANASONIC MNFG.MAL.	Personal & Household Goods	MY	0.00
CHUNG HUNG STEEL	Basic Resources	TW	0.00
Alpha Networks	Technology	TW	0.00
KOLON LF SCIENCE	Health Care	KR	0.00
Daeduck GDS	Industrial Goods & Services	KR	0.00
MULPHA INTERNATIONAL	Travel & Leisure	MY	0.00
UNISEM (M)	Technology	MY	0.00
TAIKO BANK	Banks	JP	0.00
Eclerx Services	Technology	IN	0.00
DuzonBizon	Technology	KR	0.00
TOHO TITANIUM	Basic Resources	JP	0.00
Dongyang Mechatr	Industrial Goods & Services	KR	0.00
ESSO THAILAND	Oil & Gas	TH	0.00
SYNLAIT MILK	Food & Beverage	NZ	0.00
Taiwan Land	Real Estate	TW	0.00
MicroPort Scien.	Health Care	HK	0.00
ABOU KIR FERTILIZERS	Chemicals	EG	0.00
Sampo Corp	Personal & Household Goods	TW	0.00
Petrovietnam Fertilizer & Chem	Chemicals	VN	0.00
AKFEN HOLDING	Construction & Materials	TR	0.00
NEOWIZ Games	Personal & Household Goods	KR	0.00

⁴ Based on the last periodic review implementation

TOTAL MARKET INDICES

STOXX® GLOBAL TOTAL MARKET INDEX

Components⁴

Company	Supersector	Country	Weight (%)
Genius Elec	Industrial Goods & Services	TW	0.00
NIPPON CARBON	Industrial Goods & Services	JP	0.00
DHG PHARMACEUTICAL	Health Care	VN	0.00
TORISHIMA PUMP MNFG.	Industrial Goods & Services	JP	0.00
CTC BIO	Health Care	KR	0.00
UOA DEVELOPMENT	Real Estate	MY	0.00
Hansol Chemical	Chemicals	KR	0.00
Alok Indus	Personal & Household Goods	IN	0.00
YING LI INTL.REAL ESTATE	Real Estate	SG	0.00
LEDO	Food & Beverage	HR	0.00
Guj Min Dev	Basic Resources	IN	0.00
The Basic House	Personal & Household Goods	KR	0.00
KOZA DAVETIYE	Industrial Goods & Services	TR	0.00
AVC	Industrial Goods & Services	TW	0.00
NAIM HOLDINGS	Construction & Materials	MY	0.00
REGAL REIT.TRUST	Real Estate	HK	0.00
TRINITY	Retail	HK	0.00
MEWAH INTERNATIONAL	Food & Beverage	SG	0.00
Continental Hold	Construction & Materials	TW	0.00
T RAD	Automobiles & Parts	JP	0.00
PADINI HOLDINGS	Personal & Household Goods	MY	0.00
ALAM MARITIM RES.BHD.	Oil & Gas	MY	0.00
AIRMATE (CAYMAN) INTL.	Technology	TW	0.00
PACIFIC EDGE	Health Care	NZ	0.00
NCC	Construction & Materials	IN	0.00
Mangalore	Oil & Gas	IN	0.00
SHIBUSAWA WAREHOUSE	Industrial Goods & Services	JP	0.00
Kuo Yang Const	Real Estate	TW	0.00
MISR BENI SUEF CEMENT	Construction & Materials	EG	0.00
VITAL HEALTHCARE PR TST	Real Estate	NZ	0.00
PHILIP MORRIS	Personal & Household Goods	CZ	0.00
SC.NOUV.MAISON VILLE	Retail	TN	0.00
YEM CHIO	Industrial Goods & Services	TW	0.00
STAR PUBLICATIONS (MAL.)	Media	MY	0.00
Namhae Chemical	Chemicals	KR	0.00
SMS MAN.& TECH.	Technology	AU	0.00
Hindustan Constr	Construction & Materials	IN	0.00
Shih Wei	Industrial Goods & Services	TW	0.00
FUTURE RETAIL	Retail	IN	0.00
GUYANA GOLDFIELDS	Basic Resources	CA	0.00
PRESIDENT BAKERY	Food & Beverage	TH	0.00
Kis Wire	Industrial Goods & Services	KR	0.00
D I	Technology	KR	0.00
NATURAL PARK	Real Estate	TH	0.00
Getac Tech	Technology	TW	0.00
YUANDA CHINA HOLDINGS	Construction & Materials	HK	0.00
SUMATEC RESOURCES	Oil & Gas	MY	0.00
ANHUI GUJING DIST. 'B'	Food & Beverage	CN	0.00
MACROGEN	Health Care	KR	0.00
SURYA SEMESTA INTERNUSA	Construction & Materials	ID	0.00
DOOSAN ENGINE	Industrial Goods & Services	KR	0.00
FAMUR	Industrial Goods & Services	PL	0.00
NAPHTHA	Oil & Gas	IL	0.00
China Chem Pharm	Health Care	TW	0.00
Coxon	Technology	TW	0.00
SINFONIA TECHNOLOGY	Industrial Goods & Services	JP	0.00
Oberoi Realty	Real Estate	IN	0.00
CHINA AOYUAN PR.GROUP	Real Estate	HK	0.00
Molinos	Food & Beverage	AR	0.00
ENERGY WORLD	Utilities	AU	0.00
BURWILL HOLDINGS	Basic Resources	HK	0.00
ASIA CEMENT	Construction & Materials	KR	0.00
KYUNG DONG CITY GAS	Utilities	KR	0.00
E Life Mall	Retail	TW	0.00
Refrigeration Electrical Engin	Industrial Goods & Services	VN	0.00
SCIENTEX	Industrial Goods & Services	MY	0.00
SODICK	Industrial Goods & Services	JP	0.00
TTK Prestige Ltd	Personal & Household Goods	IN	0.00
EMPEROR WATCH & JEWEL	Retail	HK	0.00
GODO STEEL	Basic Resources	JP	0.00
Sintek	Industrial Goods & Services	TW	0.00
FUNAI ELECTRIC	Personal & Household Goods	JP	0.00
AKRON	Chemicals	RU	0.00
FSC	Industrial Goods & Services	TW	0.00

⁴ Based on the last periodic review implementation

TOTAL MARKET INDICES

STOXX® GLOBAL TOTAL MARKET INDEX

Components⁴

Company	Supersector	Country	Weight (%)
TOKYO ROPE MNFG.	Basic Resources	JP	0.00
ROAD KING INFR	Industrial Goods & Services	HK	0.00
ZESPOL ELEKTROWNI PAK	Utilities	PL	0.00
S&T Dynamics	Automobiles & Parts	KR	0.00
FSP Tech	Industrial Goods & Services	TW	0.00
KAMADA	Health Care	IL	0.00
PLAYMATES TOYS	Personal & Household Goods	HK	0.00
BANQUE ILE.ARABE DE TUNISIA	Banks	TN	0.00
Lingsen	Technology	TW	0.00
Unitech	Industrial Goods & Services	TW	0.00
Ilisin Spinning	Personal & Household Goods	KR	0.00
G-TECH OPTOELECTRONICS	Industrial Goods & Services	TW	0.00
GMG GLOBAL	Food & Beverage	SG	0.00
GAJAH TUNGGAL	Automobiles & Parts	ID	0.00
SAMJIN Pharma	Health Care	KR	0.00
ASIA HOLDINGS	Construction & Materials	KR	0.00
LOXLEY	Industrial Goods & Services	TH	0.00
SONAECOM	Telecommunications	PT	0.00
Sinon Corp	Chemicals	TW	0.00
IL and FS	Industrial Goods & Services	IN	0.00
TIANGONG INTERNATIONAL	Industrial Goods & Services	HK	0.00
San Fang Chem	Chemicals	TW	0.00
3M India	Industrial Goods & Services	IN	0.00
PERSEUS MINING	Basic Resources	AU	0.00
KUKDO CHEMICAL	Chemicals	KR	0.00
SHAI.BAOSIGHT SOFTWARE 'B'	Technology	CN	0.00
TAO HEUNG HOLDINGS	Travel & Leisure	HK	0.00
IS GMYO	Real Estate	TR	0.00
Dongwon F&B	Food & Beverage	KR	0.00
APM AUTOMOTIVE HDG.	Automobiles & Parts	MY	0.00
DELTA CORPORATION	Personal & Household Goods	IN	0.00
CSE GLOBAL	Technology	SG	0.00
VST INDUSTRIES	Personal & Household Goods	IN	0.00
SAMSUNG C & T PF.	Construction & Materials	KR	0.00
Jaypee Infra	Construction & Materials	IN	0.00
Fortis Healthcar	Health Care	IN	0.00
Elgi Equipments	Industrial Goods & Services	IN	0.00
SHELL REFINING CO.FOM	Oil & Gas	MY	0.00
LIU CHONG HING INV.	Real Estate	HK	0.00
EMPEROR INTL.HDG.	Real Estate	HK	0.00
KIRKLAND LAKE GOLD	Basic Resources	CA	0.00
ENERGY RES.OF AUS.	Basic Resources	AU	0.00
Dong Ah Tire Ind	Automobiles & Parts	KR	0.00
JoyCity Corp	Personal & Household Goods	KR	0.00
Raymond Ltd	Personal & Household Goods	IN	0.00
GB AUTO	Automobiles & Parts	EG	0.00
VIP Industries	Personal & Household Goods	IN	0.00
SHINSEGAE INTERNATIONAL	Retail	KR	0.00
BONJOUR HOLDINGS	Personal & Household Goods	HK	0.00
AMER GROUP	Financial Services	EG	0.00
Punj Lloyd	Construction & Materials	IN	0.00
TERNA ENERGY	Utilities	GR	0.00
MAJOR CINEPLEX GROUP	Travel & Leisure	TH	0.00
PACIFIC ONLINE	Technology	HK	0.00
JVM	Industrial Goods & Services	KR	0.00
BOYNER PERAKENDE VE TEKSTIL YA	Personal & Household Goods	TR	0.00
BF Utilities Ltd	Utilities	IN	0.00
EUGENE	Construction & Materials	KR	0.00
CHINA SNJA FINE CHEM	Chemicals	HK	0.00
AFRICA ISRAEL PROPERTIES	Real Estate	IL	0.00
AIRASIA X	Travel & Leisure	MY	0.00
INTERNATIONAL ENTERTAINMENT CO	Travel & Leisure	HK	0.00
OSAKI ELECTRIC	Industrial Goods & Services	JP	0.00
Sunplus Tech	Technology	TW	0.00
MALAYAN FLOUR MILLS	Food & Beverage	MY	0.00
SHN.ACCORD PHARM. 'B'	Health Care	CN	0.00
ORIENTAL PRECISION ENGR.	Industrial Goods & Services	KR	0.00
DG KHAN CEMENT COMPANY	Construction & Materials	PK	0.00
PROTO	Media	JP	0.00
AMEN BANK	Banks	TN	0.00
KAMEI	Retail	JP	0.00
SAPPHIRE TECHNOLOGY	Construction & Materials	KR	0.00
Yung Chi	Construction & Materials	TW	0.00
LH FINANCIAL GP.	Banks	TH	0.00

⁴ Based on the last periodic review implementation

TOTAL MARKET INDICES

STOXX® GLOBAL TOTAL MARKET INDEX

Components⁴

Company	Supersector	Country	Weight (%)
SELANGOR PROPERTIES	Real Estate	MY	0.00
NICE HOLDINGS	Industrial Goods & Services	JP	0.00
MSM MAL.HOLDINGS	Food & Beverage	MY	0.00
Chambal Fert	Chemicals	IN	0.00
I Sheng Electric	Industrial Goods & Services	TW	0.00
AUTOHALL	Retail	MA	0.00
FARMACOL	Health Care	PL	0.00
CRYSTALGENOMICS	Health Care	KR	0.00
POSLOVNI SISTEM MERCATOR	Retail	SI	0.00
DH Flour Mills	Food & Beverage	KR	0.00
TFM Ins	Insurance	TW	0.00
KARDEMIR (A)	Basic Resources	TR	0.00
AUDICODES	Technology	IL	0.00
RIDLEY	Food & Beverage	AU	0.00
JOBSTREET	Industrial Goods & Services	MY	0.00
NAKAMURAYA	Food & Beverage	JP	0.00
NIPPON COKE & ENGR.	Basic Resources	JP	0.00
KEYYO	Retail	JP	0.00
NEW WLD.DEPT.STORE CHINA	Retail	HK	0.00
Prakash Inds	Basic Resources	IN	0.00
Shree Renuka	Food & Beverage	IN	0.00
Able C&C	Personal & Household Goods	KR	0.00
NAVNEET EDUCATION	Media	IN	0.00
Greaves Cot	Industrial Goods & Services	IN	0.00
ALSTOM INDIA LTD	Industrial Goods & Services	IN	0.00
Advancetek	Real Estate	TW	0.00
MICHAEL HILL INTL	Retail	NZ	0.00
ITE	Technology	TW	0.00
MATSUDA SANGYO	Basic Resources	JP	0.00
SHANDONG CHENMING PAPER B	Basic Resources	CN	0.00
Sebang	Industrial Goods & Services	KR	0.00
MIE HOLDINGS	Oil & Gas	HK	0.00
Godfrey Phillips	Personal & Household Goods	IN	0.00
TROPICANA	Real Estate	MY	0.00
VIEWWORKS	Health Care	KR	0.00
SILVER LAKE RESOURCES	Basic Resources	AU	0.00
Phytohealth	Health Care	TW	0.00
AUSDRILL	Industrial Goods & Services	AU	0.00
KH Vatec Co Ltd	Industrial Goods & Services	KR	0.00
FURSYS	Personal & Household Goods	KR	0.00
Sterlite Tech	Technology	IN	0.00
OTOKAR	Industrial Goods & Services	TR	0.00
Tan Tao Investment Industry Co	Real Estate	VN	0.00
HANWHA INVEST SEC	Financial Services	KR	0.00
MALAYSIAN BULK CARRIERS	Industrial Goods & Services	MY	0.00
Daewon Kang Up	Automobiles & Parts	KR	0.00
EASTERN WATER RESOURCES	Utilities	TH	0.00
Weikeng	Technology	TW	0.00
Taiwan Sakura	Construction & Materials	TW	0.00
ASIAN CITRUS HDG.	Food & Beverage	HK	0.00
Niko Resources Ltd.	Oil & Gas	CA	0.00
KINGSGATE CONSOLIDATED	Basic Resources	AU	0.00
JAHWA ELECTRONICS	Industrial Goods & Services	KR	0.00
Taewoong	Industrial Goods & Services	KR	0.00
ASIA PLASTIC RCYC.HLDG.	Industrial Goods & Services	TW	0.00
KOREA DISTRICT HEATING	Utilities	KR	0.00
PME GROUP	Industrial Goods & Services	HK	0.00
EVERCHINA INTL HOLDINGS	Utilities	HK	0.00
ELECTRA	Industrial Goods & Services	IL	0.00
Lanco Infra	Utilities	IN	0.00
Birla Crp	Construction & Materials	IN	0.00
KATANGA MINING	Basic Resources	CA	0.00
DONGSUNG FINETEC	Chemicals	KR	0.00
SHAI.FRIENDSHIP GROUP INCO 'B'	Retail	CN	0.00
TEXMACO RAIL & ENGR.	Industrial Goods & Services	IN	0.00
DONGXU 'B'	Industrial Goods & Services	CN	0.00
SC ASSET	Real Estate	TH	0.00
Arcadyan Tech	Technology	TW	0.00
HKC HOLDINGS	Construction & Materials	HK	0.00
UNIVANICH PALM OIL	Food & Beverage	TH	0.00
YNH PROPERTY	Real Estate	MY	0.00
KAPPAC PHARMA	Health Care	IN	0.00
DELTA	Personal & Household Goods	IL	0.00
Darfon	Industrial Goods & Services	TW	0.00

⁴ Based on the last periodic review implementation

TOTAL MARKET INDICES

STOXX® GLOBAL TOTAL MARKET INDEX

Components⁴

Company	Supersector	Country	Weight (%)
SK Securities	Financial Services	KR	0.00
VIA TECHNOLOGIES	Technology	TW	0.00
GOLDIS	Industrial Goods & Services	MY	0.00
Humax	Personal & Household Goods	KR	0.00
DISCOUNT INVESTMENT	Financial Services	IL	0.00
COSMAX BTI	Personal & Household Goods	KR	0.00
Bioland Ltd	Chemicals	KR	0.00
SHAL.HAIXIN GROUP 'B'	Personal & Household Goods	CN	0.00
JCONTENTREE	Media	KR	0.00
Shinkong Ins	Insurance	TW	0.00
SHAL.CHLOR-ALKALI CHM. 'B'	Chemicals	CN	0.00
Formosan Union	Chemicals	TW	0.00
D B Realty	Real Estate	IN	0.00
GARUDA INDO.(PERSERO)	Travel & Leisure	ID	0.00
Pan Jit	Technology	TW	0.00
HONG LEONG INDUSTRIES	Technology	MY	0.00
YIP'S CHEMICAL HDG.	Chemicals	HK	0.00
Hung Poo	Real Estate	TW	0.00
OCI Materials	Chemicals	KR	0.00
Poongsan Holding	Basic Resources	KR	0.00
EI Corporation	Utilities	KR	0.00
Orient Semicon	Technology	TW	0.00
Phihong Tech	Industrial Goods & Services	TW	0.00
THAI REINSURANCE	Insurance	TH	0.00
Daegu Depart Sto	Retail	KR	0.00
Polaris Software	Technology	IN	0.00
AMVIG HOLDINGS	Industrial Goods & Services	HK	0.00
SANY HEAVY EQU.INTL.	Industrial Goods & Services	HK	0.00
MATRIX	Technology	IL	0.00
Chung Hwa Pulp	Basic Resources	TW	0.00
Sesoda Corp	Chemicals	TW	0.00
Abbot India	Health Care	IN	0.00
HAP SENG PLTNS.HDG.	Food & Beverage	MY	0.00
TH HEAVY ENGINEERING	Oil & Gas	MY	0.00
FAUJI CEMENT COMPANY	Construction & Materials	PK	0.00
Grindwell Norton	Industrial Goods & Services	IN	0.00
SONA PETROLEUM	Financial Services	MY	0.00
SBS Holdings	Media	KR	0.00
CROWN CONFECTION	Food & Beverage	KR	0.00
Mirle Auto	Industrial Goods & Services	TW	0.00
Mah Lifespa	Real Estate	IN	0.00
Kalpataru Power	Construction & Materials	IN	0.00
BIZIM TOPTAN SATIS MAGAZALARI	Retail	TR	0.00
EGYPTIAN GULF BANK	Banks	EG	0.00
Thye Ming Indu	Basic Resources	TW	0.00
Welspun	Basic Resources	IN	0.00
BANK AL-FALAH LIMITED	Banks	PK	0.00
ALEXANDRIA MRL.OILS	Oil & Gas	EG	0.00
China Hi Ment	Construction & Materials	TW	0.00
PEAK SPORT PRODUCTS	Retail	HK	0.00
ASROCK	Technology	TW	0.00
Unichem Labs	Health Care	IN	0.00
BILLION INDUSTRIAL HLDG	Chemicals	HK	0.00
Advanced Process Systems	Technology	KR	0.00
Av Tech	Industrial Goods & Services	TW	0.00
POZAVAROVANICA SAVA	Insurance	SI	0.00
BAYSIDE LAND 1	Real Estate	IL	0.00
ENEVA SA	Utilities	BR	0.00
HELIOPOLIS HOUSING	Real Estate	EG	0.00
CNTEE TRANSELECTRICA	Utilities	RO	0.00
RAIN INDUSTRIES	Construction & Materials	IN	0.00
OLDTOWN	Food & Beverage	MY	0.00
Nantex Industry	Chemicals	TW	0.00
TDM	Food & Beverage	MY	0.00
Radico Khaitan	Food & Beverage	IN	0.00
TORUNLAR GAYRIMENKUL YATIRIM	Real Estate	TR	0.00
ALARKO HOLDING	Construction & Materials	TR	0.00
Escorts Ltd	Industrial Goods & Services	IN	0.00
Hmc Invest Sec	Financial Services	KR	0.00
ACTIVE BIOTECH	Health Care	SE	0.00
HYUNDAI BNG STEEL CO., LTD.	Basic Resources	KR	0.00
Well Shin	Industrial Goods & Services	TW	0.00
KIRLOSKAR OIL ENGINES	Automobiles & Parts	IN	0.00
LAKSHMI VILAS BANK	Banks	IN	0.00

⁴ Based on the last periodic review implementation

TOTAL MARKET INDICES

STOXX® GLOBAL TOTAL MARKET INDEX

Components⁴

Company	Supersector	Country	Weight (%)
Bombay Dyeing	Personal & Household Goods	IN	0.00
Iljin Display	Technology	KR	0.00
Theragen Etex	Technology	KR	0.00
Corporation Bank	Banks	IN	0.00
BASF India	Chemicals	IN	0.00
Rolta India	Technology	IN	0.00
FOSHAN ELECT.& LTG.'B'	Personal & Household Goods	CN	0.00
NH Inv Sec	Financial Services	KR	0.00
TAIWAN FU HSING	Construction & Materials	TW	0.00
ERICSSON NIKOLA TESLA	Telecommunications	HR	0.00
ASIA STANDARD INTL GRP	Real Estate	HK	0.00
FORMULA	Technology	IL	0.00
SAHAVIRIYA STEEL INDS	Basic Resources	TH	0.00
YESCO	Utilities	KR	0.00
GOLDEN STAR RESOURCES	Basic Resources	CA	0.00
HuaEng Wire Cabl	Industrial Goods & Services	TW	0.00
KINETIC MINES & ENERGY	Basic Resources	HK	0.00
UNIVENTURES	Chemicals	TH	0.00
FDC Ltd	Health Care	IN	0.00
KOGENERACJA	Utilities	PL	0.00
GR. SARANTIS	Personal & Household Goods	GR	0.00
CR.IMMOBIL.ET HOTELIER	Banks	MA	0.00
Excelsior Medic.	Health Care	TW	0.00
Manappuram Finance	Financial Services	IN	0.00
Satluj Jal Vid	Utilities	IN	0.00
Vijaya Bank	Banks	IN	0.00
DOUBLE COIN HOLDINGS 'B'	Automobiles & Parts	CN	0.00
YTL Hospitality REIT	Real Estate	MY	0.00
KWONG FONG IND	Personal & Household Goods	TW	0.00
PJ DEVELOPMENT HDG.	Real Estate	MY	0.00
KSL HOLDINGS	Real Estate	MY	0.00
CHIA CHANG	Industrial Goods & Services	TW	0.00
ALROV	Real Estate	IL	0.00
Twn Pulp & Paper	Basic Resources	TW	0.00
Silla Trading	Food & Beverage	KR	0.00
Honeywell Auto	Industrial Goods & Services	IN	0.00
BATICIM BATI ANADOLU CIMENTO	Construction & Materials	TR	0.00
Ilsung Pharm	Health Care	KR	0.00
ALLIANZ MALAYSIA	Insurance	MY	0.00
WIDE BAY AUSTRALIA	Banks	AU	0.00
SHANDONG AIRL.'B'	Travel & Leisure	CN	0.00
Jess Link	Technology	TW	0.00
Polytronics	Industrial Goods & Services	TW	0.00
WUS Printed Cir	Industrial Goods & Services	TW	0.00
UNNO INDUSTRIES	Financial Services	IN	0.00
Young Optics	Industrial Goods & Services	TW	0.00
IT	Retail	HK	0.00
LUKA KOPER	Industrial Goods & Services	SI	0.00
Usha Martin	Basic Resources	IN	0.00
ZIG SHENG IND	Personal & Household Goods	TW	0.00
Whirlpool India	Personal & Household Goods	IN	0.00
EASTERN COMMS. 'B'	Technology	CN	0.00
First Insurance	Insurance	TW	0.00
GEMADEPT	Industrial Goods & Services	VN	0.00
ILI TECHNOLOGY	Technology	TW	0.00
KGINICIS	Industrial Goods & Services	KR	0.00
Southeast Cement	Construction & Materials	TW	0.00
HUANGSHAN TOURISM DEV. 'B'	Travel & Leisure	CN	0.00
AGUNG PODOMORO LAND	Real Estate	ID	0.00
Graphite India	Chemicals	IN	0.00
SIS	Technology	TW	0.00
RIMBUNAN SAWIT	Food & Beverage	MY	0.00
HARUM ENERGY	Basic Resources	ID	0.00
SAF GM INSAAT	Real Estate	TR	0.00
SINOLINK WORLDWIDE HDG.	Real Estate	HK	0.00
YG-1	Industrial Goods & Services	KR	0.00
G SHANK ENTER	Industrial Goods & Services	TW	0.00
Taisun	Food & Beverage	TW	0.00
ENDO LIGHTING	Personal & Household Goods	JP	0.00
Iljin Electric	Industrial Goods & Services	KR	0.00
TH PLANTATIONS	Food & Beverage	MY	0.00
SAMSUNG SDI PF.	Industrial Goods & Services	KR	0.00
AMICA	Personal & Household Goods	PL	0.00
WNGJIN THINKBIG	Media	KR	0.00

⁴ Based on the last periodic review implementation

TOTAL MARKET INDICES

STOXX® GLOBAL TOTAL MARKET INDEX

Components⁴

Company	Supersector	Country	Weight (%)
MEHEL	Basic Resources	RU	0.00
S-OIL PF.	Oil & Gas	KR	0.00
ILJIN MATERIALS	Basic Resources	KR	0.00
CENTRAL CHINA REAL EST.	Real Estate	HK	0.00
ACRUX	Health Care	AU	0.00
Mah Seamless	Basic Resources	IN	0.00
Apex Biotech	Health Care	TW	0.00
ENDESA COSTANERA 'B'	Utilities	AR	0.00
3S KOREA	Industrial Goods & Services	KR	0.00
Anant Raj	Real Estate	IN	0.00
PAKISTAN TELECM.	Telecommunications	PK	0.00
SILEX SYSTEMS	Industrial Goods & Services	AU	0.00
MINERAL DEPOSITS	Basic Resources	AU	0.00
HUVIS	Chemicals	KR	0.00
BOS	Banks	PL	0.00
INNOX	Technology	KR	0.00
CHONG HING BANK	Banks	HK	0.00
JENAX INC	Basic Resources	KR	0.00
Tainan Enter	Personal & Household Goods	TW	0.00
NEUCA	Retail	PL	0.00
HANJIN HWY HLDG	Construction & Materials	KR	0.00
JINDAL LIMITED	Basic Resources	IN	0.00
MAOYE INTERNATIONAL HDG.	Retail	HK	0.00
HUAXIN CEMENT 'B'	Construction & Materials	CN	0.00
Hsin Kuang Steel	Basic Resources	TW	0.00
SHAL.HIGHLY (GP.) 'B'	Industrial Goods & Services	CN	0.00
LCCORP	Real Estate	PL	0.00
S Bank Bikaner	Banks	IN	0.00
Kyung Bang Ltd	Personal & Household Goods	KR	0.00
HARIM	Food & Beverage	KR	0.00
ESSAR PORTS	Industrial Goods & Services	IN	0.00
REAL NUTRICEUTICAL GROUP	Food & Beverage	HK	0.00
BORYSZEW	Chemicals	PL	0.00
HIMACHAL FUTR.COMMS.	Technology	IN	0.00
Dongbu HiTek	Technology	KR	0.00
GET NICE HOLDINGS	Financial Services	HK	0.00
FRIGOGLASS	Industrial Goods & Services	GR	0.00
CREDU	Retail	KR	0.00
KMW	Technology	KR	0.00
Sweeten Const	Real Estate	TW	0.00
ANADOLU HAYAT EMEKLILIK	Insurance	TR	0.00
TOMSON GROUP	Real Estate	HK	0.00
Praj Industries	Industrial Goods & Services	IN	0.00
PFLEIDERER GRAJEWO	Construction & Materials	PL	0.00
POULINA GROUP HOLDINGS	Industrial Goods & Services	TN	0.00
FOOSUNG	Chemicals	KR	0.00
ORISSA Minerals	Basic Resources	IN	0.00
SOPHARMA AD SOFIA	Health Care	BG	0.00
VESTEL	Personal & Household Goods	TR	0.00
TW Prosperity	Chemicals	TW	0.00
PINAR SUT	Food & Beverage	TR	0.00
SK Comms	Technology	KR	0.00
China Electric	Construction & Materials	TW	0.00
BAJAJ HINDUSTHAN	Food & Beverage	IN	0.00
UNITED HOUSING & DEV.	Real Estate	EG	0.00
LE SAUNDA HOLDINGS	Personal & Household Goods	HK	0.00
CST MINING GROUP	Financial Services	HK	0.00
DAISHIN SECURITIES PF.	Financial Services	KR	0.00
SELCUK ECZA DEPOSU TICARET	Retail	TR	0.00
Tsann Kuen Enter	Personal & Household Goods	TW	0.00
SABINA GOLD & SILVER	Basic Resources	CA	0.00
China Ecotek	Industrial Goods & Services	TW	0.00
HIAP TECK VENTURE	Basic Resources	MY	0.00
Crucialtec	Technology	KR	0.00
Danal Co Ltd	Technology	KR	0.00
EQUITAL	Oil & Gas	IL	0.00
Infotrend	Technology	TW	0.00
SHAL.JN.JNG.INTL.INDL. INV.'B'	Industrial Goods & Services	CN	0.00
361 DEGREES INTL.	Personal & Household Goods	HK	0.00
BIOSPACE	Health Care	KR	0.00
Simm Tech	Industrial Goods & Services	KR	0.00
AGV Products	Food & Beverage	TW	0.00
Tah Hsin Ind	Personal & Household Goods	TW	0.00
TSPA.GAS DEL SUR 'B'	Oil & Gas	AR	0.00

⁴ Based on the last periodic review implementation

TOTAL MARKET INDICES

STOXX® GLOBAL TOTAL MARKET INDEX

Components⁴

Company	Supersector	Country	Weight (%)
Sejong Ind	Automobiles & Parts	KR	0.00
HIBISCUS PETROLEUM	Oil & Gas	MY	0.00
Cj Freshway	Retail	KR	0.00
Samkwang Glass	Industrial Goods & Services	KR	0.00
AMWAY (MAL.) HDG.	Retail	MY	0.00
Forhouse	Industrial Goods & Services	TW	0.00
ALLIED BANK	Banks	PK	0.00
YGM TRADING	Personal & Household Goods	HK	0.00
GwangjuShinsegae	Retail	KR	0.00
SALMAT	Industrial Goods & Services	AU	0.00
SAMT	Technology	KR	0.00
Nepes Corp	Technology	KR	0.00
POWERLONG RLST.HOLDINGS	Real Estate	HK	0.00
Fwusow	Food & Beverage	TW	0.00
SeAH Holdings	Basic Resources	KR	0.00
Mongolia Energy Corp. Ltd.	Basic Resources	HK	0.00
SM CULTURE & CONTENTS	Personal & Household Goods	KR	0.00
NISHAT MILLS	Personal & Household Goods	PK	0.00
MTI	Technology	TW	0.00
KONCAR-ELEKTROINDUSTRIJA	Industrial Goods & Services	HR	0.00
Yungjin Pharm	Health Care	KR	0.00
TA YA WIRE CABLE	Industrial Goods & Services	TW	0.00
ECZACIBASI IIAC SANAYI	Health Care	TR	0.00
AMTEK INDIA	Automobiles & Parts	IN	0.00
AGORA	Media	PL	0.00
ARAB COTTON GINNING	Personal & Household Goods	EG	0.00
BINEX	Health Care	KR	0.00
Jusung Eng	Technology	KR	0.00
Chang Wah Elec	Technology	TW	0.00
BHI	Industrial Goods & Services	KR	0.00
OLYMPIC ENTERTAINMENT GRP	Travel & Leisure	EE	0.00
MOSENERGO	Utilities	RU	0.00
KOREA KOLMAR HOLDINGS CO LTD	Personal & Household Goods	KR	0.00
ANADOLU SIGORTA	Insurance	TR	0.00
ROVESE	Construction & Materials	PL	0.00
JYP ENTERTAINMENT	Media	KR	0.00
WIISOL	Industrial Goods & Services	KR	0.00
F I B I	Banks	IL	0.00
ASTARTA HLDG	Food & Beverage	PL	0.00
JERUSALEM ECONOMY	Real Estate	IL	0.00
K C Tech Co Ltd	Technology	KR	0.00
CHINA RARE EARTH HDG.	Chemicals	HK	0.00
SHN.CHIWAN PETROLEUM B	Oil & Gas	CN	0.00
Clariant Chemica	Chemicals	IN	0.00
INTL.GENERAL INSURANCE	Insurance	PK	0.00
MILLAT TRACTORS	Industrial Goods & Services	PK	0.00
SHANGHAI SHIBEI HI-TECH 'B'	Industrial Goods & Services	CN	0.00
Ruchi Soya	Food & Beverage	IN	0.00
Kolon	Chemicals	KR	0.00
SVA ELECTRON 'B'	Industrial Goods & Services	CN	0.00
Tata Investment	Financial Services	IN	0.00
EDISON OPTO	Industrial Goods & Services	TW	0.00
SUEZ CEMENT	Construction & Materials	EG	0.00
Youngpoong Pr	Industrial Goods & Services	KR	0.00
HONG KONG TELEVISION NETWORK	Telecommunications	HK	0.00
Omaxe	Real Estate	IN	0.00
Zenitron	Technology	TW	0.00
HUTCHISON HARBOUR RING	Real Estate	HK	0.00
SGSB GROUP 'B'	Industrial Goods & Services	CN	0.00
ACTOZ SOFT	Personal & Household Goods	KR	0.00
Wyeth	Health Care	IN	0.00
HT Media	Media	IN	0.00
TK CHEMICAL	Personal & Household Goods	KR	0.00
Silittech Tech	Industrial Goods & Services	TW	0.00
DAELIM INDUSTRIAL PF.	Construction & Materials	KR	0.00
SCOMI GROUP	Oil & Gas	MY	0.00
Kpx Chemical	Chemicals	KR	0.00
MAGIC	Technology	IL	0.00
ELEKTROBUDOWA	Industrial Goods & Services	PL	0.00
COMERCIAL DEL PLATA 'B'	Financial Services	AR	0.00
GOLTAS CIMENTO	Construction & Materials	TR	0.00
Tong Yang Sec	Financial Services	KR	0.00
Founding Const	Real Estate	TW	0.00
NET HOLDING	Travel & Leisure	TR	0.00

⁴ Based on the last periodic review implementation

TOTAL MARKET INDICES

STOXX® GLOBAL TOTAL MARKET INDEX

Components⁴

Company	Supersector	Country	Weight (%)
Shin Hai Gas	Utilities	TW	0.00
S N NUCLEARELECTRICA	Utilities	RO	0.00
LMS	Technology	KR	0.00
Hipotecario	Banks	AR	0.00
ABBOTT LABS.(PAK.)	Health Care	PK	0.00
SIMPAC	Industrial Goods & Services	KR	0.00
Deepak Fert	Chemicals	IN	0.00
UNION MOSAIC	Construction & Materials	TH	0.00
UKRNAFTA	Oil & Gas	UA	0.00
Kinko Optical	Personal & Household Goods	TW	0.00
ZHULIAN	Personal & Household Goods	MY	0.00
AMFIRST REIT.TST.	Real Estate	MY	0.00
Interflex Co Ltd	Industrial Goods & Services	KR	0.00
Hana Micron	Technology	KR	0.00
BANK BPH	Banks	PL	0.00
GUJARAT NARMADA VALLEY LTD	Chemicals	IN	0.00
EKOVEST	Construction & Materials	MY	0.00
TATA COFFEE	Food & Beverage	IN	0.00
BANDIRMA GUBRE FABRIKALARI	Chemicals	TR	0.00
Seohan Eng&Con	Construction & Materials	KR	0.00
GABRIEL RESOURCES	Basic Resources	CA	0.00
HUADIAN ENERGY 'B'	Utilities	CN	0.00
Lotte Non-Life	Insurance	KR	0.00
L&K Eng	Industrial Goods & Services	TW	0.00
STARK TECH	Technology	TW	0.00
TOWER	Technology	IL	0.00
GSD HOLDING	Banks	TR	0.00
Central Bank IN	Banks	IN	0.00
DOGAN YAYIN HOLDING	Media	TR	0.00
TS Corp	Food & Beverage	KR	0.00
Shin Shin Nat	Utilities	TW	0.00
EMECO HOLDINGS	Industrial Goods & Services	AU	0.00
AKSIGORTA	Insurance	TR	0.00
MBM RESOURCES	Retail	MY	0.00
Hocheng	Construction & Materials	TW	0.00
Youlchon Chem	Industrial Goods & Services	KR	0.00
SEWOONMEDICAL	Health Care	KR	0.00
Bk Of Kaohsiung	Banks	TW	0.00
Chinese Maritime	Industrial Goods & Services	TW	0.00
INKTEC	Chemicals	KR	0.00
Champion	Construction & Materials	TW	0.00
MCOT	Media	TH	0.00
STALPRODUKT	Basic Resources	PL	0.00
Chien Kuo Const	Construction & Materials	TW	0.00
COMARCH	Technology	PL	0.00
TEBRAU TEGUH	Construction & Materials	MY	0.00
AB	Technology	PL	0.00
Sunteck Rea	Real Estate	IN	0.00
ACTION	Technology	PL	0.00
S Bk Travancore	Banks	IN	0.00
GORENJE VELENJE	Personal & Household Goods	SI	0.00
CHIN HUNG INTL.	Construction & Materials	KR	0.00
SHANGHAI DAJIANG FOOD STOCK B	Food & Beverage	CN	0.00
SHIN POONG PHARM.	Health Care	KR	0.00
THAIRE LIFE ASR. NVDR	Insurance	TH	0.00
HYUNDAI ENGR.PLASTICS	Chemicals	KR	0.00
OPTO Circuits	Health Care	IN	0.00
ALKALOID	Health Care	MK	0.00
CHINA HOUSEHOLD HOLDINGS	Personal & Household Goods	HK	0.00
BRISA BRIDGESTONE SABANCI	Automobiles & Parts	TR	0.00
BANRO	Basic Resources	CA	0.00
CAL-COMP ELECTRONI	Industrial Goods & Services	TH	0.00
Isu Chemical	Chemicals	KR	0.00
BENGANG STL.PLATES 'B'	Basic Resources	CN	0.00
Ubiquoss	Technology	KR	0.00
BIOTON	Health Care	PL	0.00
IZMIR DEMIR CELIK	Basic Resources	TR	0.00
EG	Chemicals	KR	0.00
SBS Contents Hub	Media	KR	0.00
GOLDEN LAND PR.DEV.	Real Estate	TH	0.00
FUTURE CONSUMER ENTERPRISE	Financial Services	IN	0.00
Shuttle Inc	Technology	TW	0.00
KTCS	Industrial Goods & Services	KR	0.00
FAUJI FTLZ.BIN QASIM	Chemicals	PK	0.00

⁴ Based on the last periodic review implementation

TOTAL MARKET INDICES

STOXX® GLOBAL TOTAL MARKET INDEX

Components⁴

Company	Supersector	Country	Weight (%)
PHARMICELL	Personal & Household Goods	KR	0.00
POLICE	Chemicals	PL	0.00
IsuPetasys	Industrial Goods & Services	KR	0.00
KRAKATAU STEEL (PRO.)	Basic Resources	ID	0.00
Kyobo Securities	Financial Services	KR	0.00
IVRCL Infra	Construction & Materials	IN	0.00
Samyoung Elec	Industrial Goods & Services	KR	0.00
KONKA GROUP 'B'	Personal & Household Goods	CN	0.00
KISCO	Basic Resources	KR	0.00
KAI YUAN HOLDINGS	Real Estate	HK	0.00
MURREE BREWERY COMPANY	Food & Beverage	PK	0.00
NEXEN	Automobiles & Parts	KR	0.00
JW PHARMACEUTICAL	Health Care	KR	0.00
Ve Wong Corp	Food & Beverage	TW	0.00
Young Fast	Industrial Goods & Services	TW	0.00
FIRST PHILIPPINE HDG.	Utilities	PH	0.00
STS Semi&Tele	Technology	KR	0.00
Prime Eltrs	Technology	TW	0.00
WORK SERVICE	Industrial Goods & Services	PL	0.00
Shinsegae Food	Travel & Leisure	KR	0.00
NAMKWANG ENGR. & CON.	Construction & Materials	KR	0.00
BRAINSWAY	Health Care	IL	0.00
CIE.MINIERE DE TOUISSIT	Basic Resources	MA	0.00
Jet Airways	Travel & Leisure	IN	0.00
CAIRO POULTRY	Food & Beverage	EG	0.00
Songwon Ind	Chemicals	KR	0.00
TURCAS PETROL	Oil & Gas	TR	0.00
MOTOR SICH	Industrial Goods & Services	UA	0.00
EGYP.FOR TOURISM RSTS.	Travel & Leisure	EG	0.00
PARK ELEK MADENCILIK	Basic Resources	TR	0.00
FLEETWOOD	Personal & Household Goods	AU	0.00
ATTOCK PETROLEUM	Oil & Gas	PK	0.00
Capro Corp	Chemicals	KR	0.00
VALAMAR ADRIA HOLDING	Financial Services	HR	0.00
TRYGGINGAMIDSTODIN HF	Insurance	IS	0.00
Samyang Genex	Food & Beverage	KR	0.00
SHAI.YOUNG SUN INV. 'B'	Utilities	CN	0.00
ASKARI BANK	Banks	PK	0.00
CHIN.VNM.TITANO-MGT.MNG.	Basic Resources	HK	0.00
CHINA FANGDA GROUP 'B'	Construction & Materials	CN	0.00
ADANA CIMENTO	Construction & Materials	TR	0.00
KONYA CIMENTO	Construction & Materials	TR	0.00
MARDIN CIMENTO	Construction & Materials	TR	0.00
SHAI.JINJIANG INTL. TRAVEL 'B'	Travel & Leisure	CN	0.00
AEKYUNG PETROCHEMICAL	Chemicals	KR	0.00
GO PLC	Telecommunications	MT	0.00
SATERI HOLDINGS	Basic Resources	HK	0.00
JSW HOLDINGS LTD	Financial Services	IN	0.00
CHINA OCEAN RESOURCES	Food & Beverage	KR	0.00
Les Enphants	Personal & Household Goods	TW	0.00
SOMBOON ADVANCE TECH.	Automobiles & Parts	TH	0.00
CHIHO-TIANDE GROUP	Industrial Goods & Services	HK	0.00
Kings Town	Real Estate	TW	0.00
PHN	Real Estate	PL	0.00
BOLU CIMENTO	Construction & Materials	TR	0.00
ERAJAYA SWASEMBADA	Retail	ID	0.00
LAMPSA HOTEL	Travel & Leisure	GR	0.00
KUMHO PETRO CHEM PF.	Chemicals	KR	0.00
Intops Co Ltd	Technology	KR	0.00
SHN.CHIWAN WHARF HDG.'B'	Industrial Goods & Services	CN	0.00
Shipping Corp	Industrial Goods & Services	IN	0.00
GUANGDONG PRVL.EXPR.'B'	Industrial Goods & Services	CN	0.00
SARKUYSAN	Basic Resources	TR	0.00
DOM DEVELOPMENT	Real Estate	PL	0.00
TERA SEMICON	Industrial Goods & Services	KR	0.00
SAMYANG CORP	Food & Beverage	KR	0.00
ECOPRO	Chemicals	KR	0.00
KOREA CIRCUIT	Industrial Goods & Services	KR	0.00
Dongkuk Ind	Basic Resources	KR	0.00
TALLINNA VESI	Utilities	EE	0.00
HANDOK INC	Health Care	KR	0.00
MENNICA PANSTWOWA	Industrial Goods & Services	PL	0.00
Han All Biopharm	Health Care	KR	0.00
MACMAHON HOLDINGS	Basic Resources	AU	0.00

⁴ Based on the last periodic review implementation

TOTAL MARKET INDICES

STOXX® GLOBAL TOTAL MARKET INDEX

Components⁴

Company	Supersector	Country	Weight (%)
VATRYGGINGFELAG ISLANDS	Insurance	IS	0.00
G STEEL	Basic Resources	TH	0.00
SHALLIANHUA FIBRE 'B'	Real Estate	CN	0.00
Infracore	Technology	KR	0.00
Dongkuk S&C	Construction & Materials	KR	0.00
Woongjinenergy	Oil & Gas	KR	0.00
TRAKCJA POLSKA	Construction & Materials	PL	0.00
LEE & MAN HLDG	Personal & Household Goods	HK	0.00
GLOBAL BIO-CHEM TECH.GP.	Food & Beverage	HK	0.00
Uflex	Industrial Goods & Services	IN	0.00
Celltrion Pharm	Health Care	KR	0.00
ATTICA BANK	Banks	GR	0.00
THESSALONIKI PORT AUTH.	Industrial Goods & Services	GR	0.00
SYP GLASS GROUP 'B'	Construction & Materials	CN	0.00
SERINUS ENERGY	Oil & Gas	PL	0.00
HIDILI IND.INTL.DEV.	Basic Resources	HK	0.00
KARDEMIR B	Basic Resources	TR	0.00
CNK INTERNATIONAL CO LTD	Food & Beverage	KR	0.00
ATM	Technology	PL	0.00
SAMYANGFOODS	Food & Beverage	KR	0.00
ZORLU ENERJI	Utilities	TR	0.00
JINSHAN DEV. & CONSTR. 'B'	Personal & Household Goods	CN	0.00
CHINA AUTOMATION GROUP	Industrial Goods & Services	HK	0.00
KTB Inv & Sec	Financial Services	KR	0.00
AK ENERJI	Utilities	TR	0.00
Indika Energy Tbk PT	Basic Resources	ID	0.00
THAL	Industrial Goods & Services	PK	0.00
GLOBAL YATIRIM HOLDINGS	Financial Services	TR	0.00
HALK GAYRIMENK A	Real Estate	TR	0.00
ADVANCED NANO PRODUCTS	Chemicals	KR	0.00
TITAN CEMENT PREF.	Construction & Materials	GR	0.00
JW SHINYAK CORPORATION	Personal & Household Goods	KR	0.00
MCI MANAGEMENT	Financial Services	PL	0.00
WUXI LITTLE SWAN 'B'	Personal & Household Goods	CN	0.00
SINPAS GMYO	Real Estate	TR	0.00
Electrosteel	Basic Resources	IN	0.00
KAMA 'B'	Industrial Goods & Services	CN	0.00
Financial Tech	Technology	IN	0.00
EUGENE INV.& SECURITIES	Financial Services	KR	0.00
EL EZZ ALDK.STEEL ALEXA.	Basic Resources	EG	0.00
NCB HOLDINGS	Industrial Goods & Services	MY	0.00
GS Global	Industrial Goods & Services	KR	0.00
TEO LT	Telecommunications	LT	0.00
TURK EKONOMI BANKASI	Banks	TR	0.00
Uju Electronics	Industrial Goods & Services	KR	0.00
MONGOLIAN MINING	Basic Resources	HK	0.00
EL KAHERA HOUSING & DEV.	Real Estate	EG	0.00
AGABANG&COMPANY	Personal & Household Goods	KR	0.00
LUMINAIRE TECHNOLOGIES	Personal & Household Goods	IN	0.00
Synopex	Industrial Goods & Services	KR	0.00
SAMICK THK	Industrial Goods & Services	KR	0.00
ORIENTAL WATCH HLDG	Retail	HK	0.00
Dongwha Pharm	Health Care	KR	0.00
Dongbu Sec	Financial Services	KR	0.00
SINAI CEMENT	Construction & Materials	EG	0.00
BESIKTAS	Travel & Leisure	TR	0.00
Bombay Rayon	Personal & Household Goods	IN	0.00
HALLA CORP	Construction & Materials	KR	0.00
HABIB METROPOLITAN BANK	Banks	PK	0.00
KARSAN OTOMOTIV	Industrial Goods & Services	TR	0.00
IHLAS HOLDING	Industrial Goods & Services	TR	0.00
FORTUNA ENTERTAINMENT	Travel & Leisure	PL	0.00
ICD	Technology	KR	0.00
Tata Tele Ma	Telecommunications	IN	0.00
PHUNHUAN JEWELRY	Retail	VN	0.00
TAINJIN MARINE SHIP 'B'	Industrial Goods & Services	CN	0.00
DONGJIN SEMICHEM	Chemicals	KR	0.00
BURSA CIMENTO	Construction & Materials	TR	0.00
KOMERCIJALNA BANKA ORD.	Banks	MK	0.00
WOORI INV. & SECS.PF.	Financial Services	KR	0.00
ATTIJARI BANK	Banks	TN	0.00
KOPEX	Industrial Goods & Services	PL	0.00
DEVELOPMENT INV.CON.	Construction & Materials	VN	0.00
GLORIOUS SUN ENTERPRISES	Retail	HK	0.00

⁴ Based on the last periodic review implementation

TOTAL MARKET INDICES

STOXX® GLOBAL TOTAL MARKET INDEX

Components⁴

Company	Supersector	Country	Weight (%)
TALLINN DEPARTMENT STORE	Retail	EE	0.00
Nexon GT	Personal & Household Goods	KR	0.00
JAYA HOLDINGS	Industrial Goods & Services	SG	0.00
TAT GIDA	Food & Beverage	TR	0.00
S-ENERGY	Oil & Gas	KR	0.00
BOLDT B	Industrial Goods & Services	AR	0.00
KTHitel Co Ltd	Technology	KR	0.00
Melfas	Industrial Goods & Services	KR	0.00
GOODYEAR LASTIKLERI	Automobiles & Parts	TR	0.00
POSCO PLANTEC	Industrial Goods & Services	KR	0.00
INFINITT HEALTHCARE	Technology	KR	0.00
GLAXOSMITHKLINE PAK.	Health Care	PK	0.00
Moorim P&P	Basic Resources	KR	0.00
SUN KWANG	Industrial Goods & Services	KR	0.00
SHAI.POTEVIO 'B'	Technology	CN	0.00
INFOPIA	Health Care	KR	0.00
PHA LAI THERMAL PWR.	Utilities	VN	0.00
Yuhwa Securities	Financial Services	KR	0.00
CHENGDE NANJIANG 'B'	Personal & Household Goods	CN	0.00
FENERBAHCE SPORTIF HIZMET	Travel & Leisure	TR	0.00
Topteck	Industrial Goods & Services	KR	0.00
Sajo Ind Co Ltd	Food & Beverage	KR	0.00
KUMHO ELECTRIC	Personal & Household Goods	KR	0.00
INDUS MOTOR COMPANY	Automobiles & Parts	PK	0.00
DAEA TI	Technology	KR	0.00
Ballarpur Indu	Basic Resources	IN	0.00
Boart Longyear Ltd.	Oil & Gas	AU	0.00
GLOBAL INFRA TECH & FINANCE	Financial Services	IN	0.00
HUNG VUONG	Food & Beverage	VN	0.00
CUROCOM	Technology	KR	0.00
EKO EXPORT	Chemicals	PL	0.00
SNU Precision	Industrial Goods & Services	KR	0.00
BINH MINH PLASTICS	Construction & Materials	VN	0.00
DSG INTL. (THAILAND)	Personal & Household Goods	TH	0.00
MNTECH	Industrial Goods & Services	KR	0.00
HENG TAI CONSUMABLES GP.	Food & Beverage	HK	0.00
IASO	Health Care	GR	0.00
BORUSAN MANNESMAN BORU	Industrial Goods & Services	TR	0.00
CHANGCHAI 'B'	Industrial Goods & Services	CN	0.00
KARTONSAN	Industrial Goods & Services	TR	0.00
HOCHIMINH CTY.SEC.S.	Financial Services	VN	0.00
SHANGHAI LINGYUN INDS. 'B'	Construction & Materials	CN	0.00
AERODROM LJUBLJANA	Industrial Goods & Services	SI	0.00
Gitanjali Gems	Personal & Household Goods	IN	0.00
ENGRO FOODS	Food & Beverage	PK	0.00
HOUSING & DEV.BANK	Banks	EG	0.00
HUANGSHI DONGBEI ELECT.APP.'B'	Industrial Goods & Services	CN	0.00
SHENZHEN SEG 'B'	Industrial Goods & Services	CN	0.00
WINSWAY COK. CO.	Basic Resources	HK	0.00
S-MAC	Technology	KR	0.00
ANAPASS, INC.	Technology	KR	0.00
Daehan Steel	Basic Resources	KR	0.00
LENTEX	Personal & Household Goods	PL	0.00
CRETE PLASTICS	Chemicals	GR	0.00
NCL RESEARCH & FINANCIAL	Financial Services	IN	0.00
IS FINANSAL KIRALAMA	Financial Services	TR	0.00
COMP SAFE SUPPORT	Technology	PL	0.00
OPTRONTEC	Personal & Household Goods	KR	0.00
UPPER EGYPT CONTRACTING	Construction & Materials	EG	0.00
FHB SHARE	Financial Services	HU	0.00
ENF Technology	Chemicals	KR	0.00
JW HOLDINGS	Retail	KR	0.00
CLAL BIOTECH.INDS.	Health Care	IL	0.00
Webzen Inc	Personal & Household Goods	KR	0.00
Cho-A Pharm	Health Care	KR	0.00
ICI PAKISTAN	Chemicals	PK	0.00
BANCO GALICIA	Banks	AR	0.00
SODA SANAYI	Chemicals	TR	0.00
UNION INT DE BANQUES	Banks	TN	0.00
North Ore MPP	Basic Resources	UA	0.00
KOREA ENVIRONMENT TECH.	Industrial Goods & Services	KR	0.00
FOSHAN HUAXIN PACK. 'B'	Industrial Goods & Services	CN	0.00
Dongbu Steel	Basic Resources	KR	0.00
ELVAL - HELLENIC ALUMINIUM	Basic Resources	GR	0.00

⁴ Based on the last periodic review implementation

TOTAL MARKET INDICES

STOXX® GLOBAL TOTAL MARKET INDEX

Components⁴

Company	Supersector	Country	Weight (%)
HWANG CAPITAL (MAL.)	Financial Services	MY	0.00
POWER LOGICS	Industrial Goods & Services	KR	0.00
IMPEXMETAL	Basic Resources	PL	0.00
ZAGREBACKA BANKA	Banks	HR	0.00
Aminologics	Technology	KR	0.00
BANQUE NATIONALE AGR.	Banks	TN	0.00
AUK	Industrial Goods & Services	KR	0.00
LAMDA DEVELOPMENT	Real Estate	GR	0.00
STX Engine	Industrial Goods & Services	KR	0.00
THAI PLASTIC CHM.	Chemicals	TH	0.00
PIVOVARNA LASKO	Food & Beverage	SI	0.00
DANHUA CHEMICAL TECH.'B'	Chemicals	CN	0.00
WUHAN BOILER 'B'	Industrial Goods & Services	CN	0.00
OPEN FINANCE	Financial Services	PL	0.00
DONGYANG STEEL PIPE	Basic Resources	KR	0.00
ARAB TUNISIAN BK.	Banks	TN	0.00
Novartis	Health Care	IN	0.00
JAHANGIR SIDDIQUI & CO.	Financial Services	PK	0.00
MIRAE	Technology	KR	0.00
DAWOOD HRC.CHEMS.CORP.	Chemicals	PK	0.00
SEOHEE CONSTRUCTION	Construction & Materials	KR	0.00
HADERA PAPER	Basic Resources	IL	0.00
KOHAT CEMENT	Construction & Materials	PK	0.00
NORTEK NETAS	Technology	TR	0.00
POLNORD	Construction & Materials	PL	0.00
Monnet Ispat	Basic Resources	IN	0.00
JINZHOU PORT 'B'	Industrial Goods & Services	CN	0.00
DEBICA	Automobiles & Parts	PL	0.00
GENIC	Personal & Household Goods	KR	0.00
AIK BANKA	Banks	RS	0.00
THAI STANLEY ELEC.	Automobiles & Parts	TH	0.00
ONE TECH HOLDING	Technology	TN	0.00
Dongil Ind	Basic Resources	KR	0.00
POSCO M-TECH	Industrial Goods & Services	KR	0.00
ANADOLU CAM	Industrial Goods & Services	TR	0.00
VIETNAM CONTAINER SHIP.	Industrial Goods & Services	VN	0.00
J. & P. - AVAX.	Construction & Materials	GR	0.00
KOT ADDU POWER	Utilities	PK	0.00
Gujarat NRE Coke	Basic Resources	IN	0.00
Spicejet	Travel & Leisure	IN	0.00
POLISH ENERGY PARTNERS	Utilities	PL	0.00
CHADIOSTECH	Industrial Goods & Services	KR	0.00
GUANGDONG RIEYS 'B'	Personal & Household Goods	CN	0.00
SILVANO FASHION GRP	Personal & Household Goods	EE	0.00
PAKGEN POWER	Utilities	PK	0.00
FLC GROUP	Real Estate	VN	0.00
ACE	Automobiles & Parts	PL	0.00
NISHAT CHUNIAN POWER	Utilities	PK	0.00
WAFANGDIAN BRG. 'B'	Industrial Goods & Services	CN	0.00
ELK	Industrial Goods & Services	KR	0.00
HUNAN TYEN MACHINERY CL.'B'	Automobiles & Parts	CN	0.00
SC BURSA DE VALORI BCT.	Financial Services	RO	0.00
SHAI.DINGLI TECH.DEV.(GR.) 'B'	Health Care	CN	0.00
BANK OF PUNJAB	Banks	PK	0.00
SIGNETICS	Technology	KR	0.00
APRANGA	Retail	LT	0.00
SHANDONG ZHONGLU OCEAN FISH'B'	Food & Beverage	CN	0.00
ATLANTSKA PLOVIDBA	Industrial Goods & Services	HR	0.00
TUNIS RE	Financial Services	TN	0.00
Curexo	Health Care	KR	0.00
BANK OF SIAULIAI	Banks	LT	0.00
EXPORT DEV.BK.OF EGYPT	Financial Services	EG	0.00
ASSECO BUSINESS SOLUTIONS	Technology	PL	0.00
NEXOLON	Technology	KR	0.00
KOLON GLOBAL	Construction & Materials	KR	0.00
Dong-Ah Geologic	Construction & Materials	KR	0.00
Kook Soon Dang	Food & Beverage	KR	0.00
MEDIFRON DBT	Industrial Goods & Services	KR	0.00
Wooree ETI	Industrial Goods & Services	KR	0.00
SYGNITY	Technology	PL	0.00
HATIENI CEMENT	Construction & Materials	VN	0.00
Qatar National Bank Alahly	Banks	EG	0.00
MOSTOSTAL ZABRZE	Construction & Materials	PL	0.00
IS YATIRIM MENKUL DEGERLER	Financial Services	TR	0.00

⁴ Based on the last periodic review implementation

TOTAL MARKET INDICES

STOXX® GLOBAL TOTAL MARKET INDEX

Components⁴

Company	Supersector	Country	Weight (%)
GALATASARAY	Travel & Leisure	TR	0.00
HYUNDAI HCN	Media	KR	0.00
ALKIM ALKALI KIMYA	Chemicals	TR	0.00
UBIVELOX	Technology	KR	0.00
ESTECHPHARMA	Health Care	KR	0.00
Unison	Construction & Materials	KR	0.00
JEJU SEMICONDUCTOR	Technology	KR	0.00
HOA SEN GROUP	Basic Resources	VN	0.00
SASA POLYESTER SANAYI	Personal & Household Goods	TR	0.00
FAYSAL BANK	Banks	PK	0.00
DOHWA ENGINEERING CO LTD	Industrial Goods & Services	KR	0.00
VINH SON-SONG HINH HYPW.	Utilities	VN	0.00
L&F Co Ltd	Industrial Goods & Services	KR	0.00
Dae Chang	Basic Resources	KR	0.00
NATIONAL REFINERY	Oil & Gas	PK	0.00
NISHAT POWER	Utilities	PK	0.00
SNIEZKA	Construction & Materials	PL	0.00
THE STHN.RUB.INDUSTRY	Automobiles & Parts	VN	0.00
SAM YOUNG CHM.	Chemicals	KR	0.00
ECZACIBASI YATIRIM	Financial Services	TR	0.00
Ocean Group JSC	Real Estate	VN	0.00
PIENO ZVAIGZDES	Food & Beverage	LT	0.00
COTEC CONSTRUCTION JST.	Construction & Materials	VN	0.00
PINAR ET VE	Food & Beverage	TR	0.00
INDIAN INFOTECH & SFTW.	Technology	IN	0.00
MONBAT	Automobiles & Parts	BG	0.00
BAKRIE SUMATERA PLTNS.	Food & Beverage	ID	0.00
AD PLASTIK	Automobiles & Parts	HR	0.00
MINH PHU SEAFOOD GROUP	Food & Beverage	VN	0.00
TEKNOSA IC VE DIS TICARET	Retail	TR	0.00
MAPLE LEAF CMT.FACTORY	Construction & Materials	PK	0.00
KINHBAC CTDEV.SHAREHLDG.	Financial Services	VN	0.00
HYUNJIN MATERIAL	Industrial Goods & Services	KR	0.00
COSMO CHEMICAL	Basic Resources	KR	0.00
S & P SYNDICATE	Travel & Leisure	TH	0.00
ADVANCE TERRAFUND	Real Estate	BG	0.00
LB SEMICON	Technology	KR	0.00
ST BARBARA	Basic Resources	AU	0.00
NATIONAL DEV.BANK	Banks	EG	0.00
CORMAY	Health Care	PL	0.00
KRAS	Food & Beverage	HR	0.00
AUSENCO	Basic Resources	AU	0.00
DANANG RUBBER	Automobiles & Parts	VN	0.00
ROJANA INDUSTRIAL PARK	Utilities	TH	0.00
SHN.INTL.ENTERPRISE 'B'	Retail	CN	0.00
ENNAKL AUTOMOBILES	Automobiles & Parts	TN	0.00
COLIAN	Food & Beverage	PL	0.00
NISHAT (CHUNIAN)	Personal & Household Goods	PK	0.00
DUDA	Food & Beverage	PL	0.00
VSEOBECNA UVEROVA BANKA	Banks	SK	0.00
EGYPTIAN FINL.& INDL.	Chemicals	EG	0.00
GREATTOWN HOLDINGS 'B'	Chemicals	CN	0.00
LINAS AGRO GROUP	Food & Beverage	LT	0.00
ENERGOPROJEKT HLDG	Financial Services	RS	0.00
CENTERENERGO	Utilities	UA	0.00
HUP ZAGREB	Travel & Leisure	HR	0.00
HA DO GROUP	Real Estate	VN	0.00
ALARKO GAYRIMENKUL	Real Estate	TR	0.00
MERKO EHITUS	Construction & Materials	EE	0.00
VIETNAM SUN	Travel & Leisure	VN	0.00
FECON FOUNDATION ENGINEERING	Construction & Materials	VN	0.00
HIMIMPORT	Financial Services	BG	0.00
MEEZAN BANK	Banks	PK	0.00
KOHINOOR TEX.MILLS	Personal & Household Goods	PK	0.00
METRO TICARI	Food & Beverage	TR	0.00
SUI NORTHERN GAS	Utilities	PK	0.00
ALEXANDRIA CEMENT	Construction & Materials	EG	0.00
PETROVIETNAM LRG.DS.	Utilities	VN	0.00
ABG Shipyard	Industrial Goods & Services	IN	0.00
THESSALONIKI WATER SUPPLY	Utilities	GR	0.00
PETROVIETNAM TRSP.CORP.	Industrial Goods & Services	VN	0.00
RAWLPLUG	Construction & Materials	PL	0.00
BABYLON	Technology	IL	0.00
HAI-O ENTERPRISE	Retail	MY	0.00

⁴ Based on the last periodic review implementation

TOTAL MARKET INDICES

STOXX® GLOBAL TOTAL MARKET INDEX

Components⁴

Company	Supersector	Country	Weight (%)
SOC.TUNIS D'VERRERIES	Industrial Goods & Services	TN	0.00
IMLEK	Food & Beverage	RS	0.00
QUMAK	Technology	PL	0.00
STALPROFIL	Basic Resources	PL	0.00
ALRO SLATINA	Basic Resources	RO	0.00
FIRST INVESTMENT BANK	Banks	BG	0.00
ERBUD	Construction & Materials	PL	0.00
TRAPHACO	Health Care	VN	0.00
ALCHEMIA	Basic Resources	PL	0.00
GUBRE FABRIKALARI	Chemicals	TR	0.00
BERAU COAL ENERGY	Basic Resources	ID	0.00
HOCHIMINH CITY INFR.INV.	Construction & Materials	VN	0.00
HJSH	Industrial Goods & Services	KR	0.00
OLAINFARM	Health Care	LV	0.00
STARA PLANINA HOLD	Industrial Goods & Services	BG	0.00
SOCIETE TUNISIENNE DE BQ.	Banks	TN	0.00
SACOM DEVELOPMENT & INV.	Industrial Goods & Services	VN	0.00
LESTO	Utilities	LT	0.00
BINH CHANH CON.INSH.	Real Estate	VN	0.00
THAITHEPAROS	Food & Beverage	TH	0.00
ATTOCK REFINERY	Oil & Gas	PK	0.00
RAFAKO	Industrial Goods & Services	PL	0.00
AERODROM NIKOLA TESLA	Industrial Goods & Services	RS	0.00
SONDA URBAN & INZ.INVDL.	Construction & Materials	VN	0.00
HABIB SUGAR	Food & Beverage	PK	0.00
MAKPETROL	Oil & Gas	MK	0.00
PULAWY	Chemicals	PL	0.00
TU LIEM URBAN DEV.	Real Estate	VN	0.00
Dragonfly	Personal & Household Goods	KR	0.00
TUNISIE LEASING	Financial Services	TN	0.00
THANH CONG TGT.IMTG.	Personal & Household Goods	VN	0.00
LES CIMENTS DE BIZERTE	Construction & Materials	TN	0.00
GRINDEKS	Health Care	LV	0.00
ARENATURIST	Travel & Leisure	HR	0.00
ALCHEVSK METALLURGICAL PLANT	Basic Resources	UA	0.00
Central GOK	Basic Resources	UA	0.00
POLIMEXMS	Construction & Materials	PL	0.00
SOMOCER	Personal & Household Goods	TN	0.00
BECADEX INFR.DEVELOPMENT	Construction & Materials	VN	0.00
IPOPEMA	Financial Services	PL	0.00
HARJU ELEKTER	Industrial Goods & Services	EE	0.00
DIEN QUANG	Personal & Household Goods	VN	0.00
DONG PHU RUBBER	Chemicals	VN	0.00
PETROVIETNAM GEN.SVS.	Retail	VN	0.00
ASSAD	Industrial Goods & Services	TN	0.00
TIM	Industrial Goods & Services	PL	0.00
ALMA MARKET	Retail	PL	0.00
OPC PHARMACEUTICAL	Health Care	VN	0.00
PHUOC HOA RUBBER	Chemicals	VN	0.00
ADAMJEE INSURANCE	Insurance	PK	0.00
INTERNATIONAL INDS.	Basic Resources	PK	0.00
ALPHANAM	Industrial Goods & Services	VN	0.00
ARTES SA (AUTO)	Retail	TN	0.00
LUKA PLOCE	Industrial Goods & Services	HR	0.00
IMEXPHARM PHARMACEUTICAL	Health Care	VN	0.00
T P R	Construction & Materials	TN	0.00
ROKISKIO SURIS	Food & Beverage	LT	0.00
SOJA PROTEIN	Food & Beverage	RS	0.00
ODAS ELEKTRIK B	Utilities	TR	0.00
LOTTE CHEMICAL PAKISTAN	Chemicals	PK	0.00
INVALDA	Financial Services	LT	0.00
NINH HOA SUGAR	Food & Beverage	VN	0.00
VIRO TVORNICA	Food & Beverage	HR	0.00
CITY SERVICE	Industrial Goods & Services	LT	0.00
Digitel Systems	Industrial Goods & Services	KR	0.00
QUOC CUONG GIA LAI	Real Estate	VN	0.00
BELJE DARDA	Food & Beverage	HR	0.00
SOPHARMA PROPERTIES REIT	Real Estate	BG	0.00
MAKEDONSKI TELEKOM	Telecommunications	MK	0.00
SOCIETE DE BOU.TAY NINH	Food & Beverage	VN	0.00
BIEN HOA SUGAR	Food & Beverage	VN	0.00
LIETUVOS ENERGIJA	Utilities	LT	0.00
INDUSTRIAL HLDG.BULGARIA	Financial Services	BG	0.00
BA RIA-VUNG TAU HSE.DEV.	Real Estate	VN	0.00

⁴ Based on the last periodic review implementation

TOTAL MARKET INDICES

STOXX® GLOBAL TOTAL MARKET INDEX

Components⁴

Company	Supersector	Country	Weight (%)
GRUPA ZYWIEC	Food & Beverage	PL	0.00
TB CENTRALNA KOOP. BANKA	Banks	BG	0.00
ADWYA SA	Health Care	TN	0.00
PTL.EQU.ASSB.&MTL.STRUC.	Construction & Materials	VN	0.00
BALTIKA	Personal & Household Goods	EE	0.00
DAT XANH RLESE.& CNUT.	Real Estate	VN	0.00
GRANIT	Construction & Materials	MK	0.00
THU DUC HOUSING DEV.	Real Estate	VN	0.00
VILNIAUS BALDU KOMBINATA	Personal & Household Goods	LT	0.00
KVBZ	Industrial Goods & Services	UA	0.00
SOCIETE GENERALE INDUST.	Automobiles & Parts	TN	0.00
UKRTELECOM	Telecommunications	UA	0.00
ZARNENI HRANI BULGARIA	Food & Beverage	BG	0.00
INTEREUROPA DD KOPAR	Industrial Goods & Services	SI	0.00
LICOGI 16	Construction & Materials	VN	0.00
VIETNAM ELTY.CON.	Construction & Materials	VN	0.00
PETROKEMIJA	Chemicals	HR	0.00
TUONG AN VEGETABLE OIL	Food & Beverage	VN	0.00
MILKILAND	Food & Beverage	PL	0.00
MISIW Illich	Basic Resources	UA	0.00
TAY NINH RUBBER	Chemicals	VN	0.00
Stahanov Car Prd	Industrial Goods & Services	UA	0.00
LAM SON SUGAR	Food & Beverage	VN	0.00
BINH DUONG TRADE & DEV.	Real Estate	VN	0.00
JAPAN VTM.MED.INSTM.	Health Care	VN	0.00
RAIFFEISEN BANK AVAL	Banks	UA	0.00
VIADUKT	Construction & Materials	HR	0.00
LATVIJAS KUG	Industrial Goods & Services	LV	0.00
LUKA RIJEKA	Industrial Goods & Services	HR	0.00
KHARTSYZSKY TRUBNY ZAVOD	Basic Resources	UA	0.00
Dniproenergo	Utilities	UA	0.00
COMPAGNIE INT DE LEASING	Financial Services	TN	0.00
PANEVEZIO STATYBOS TTAS.	Construction & Materials	LT	0.00
VENTSPILS NAFTA	Industrial Goods & Services	LV	0.00
DURO DAKOVIC HOLDING	Industrial Goods & Services	HR	0.00
SUNGJEE CONSTRUCTION	Construction & Materials	KR	0.00
TEHNIKA DD	Construction & Materials	HR	0.00
Donbasenergo	Utilities	UA	0.00
AZOVSTAL IRON AND STEEL WORKS	Basic Resources	UA	0.00
LATVIJAS GAZE	Utilities	LV	0.00
SYNERGON HOLDING	Financial Services	BG	0.00
THUAN THAO	Travel & Leisure	VN	0.00
TOPLIFIKACIJA	Retail	MK	0.00
MAKSTIL	Basic Resources	MK	0.00

⁴ Based on the last periodic review implementation