

WhisperShade® IQ2® Electronic Drive Unit

Intelligent Roller-Shade Technology

Raise the IQ of your next project. The WhisperShade IQ2 Electronic Drive Unit (EDU) is the most advanced motorized-shading solution on the market. It has precision-control electronics and the MechoNet™ communications network all in one shade tube. IQ2 makes shade control simple, economical, and more flexible than ever before.

Key features:

- Two-way communication.
- Built-in network and dry-contact control.
- Cost-effective, daisy-chained wiring.
- Simplified 3rd-party integration.
- Repeatable, pinpoint shade positioning.
- Quiet and powerful.

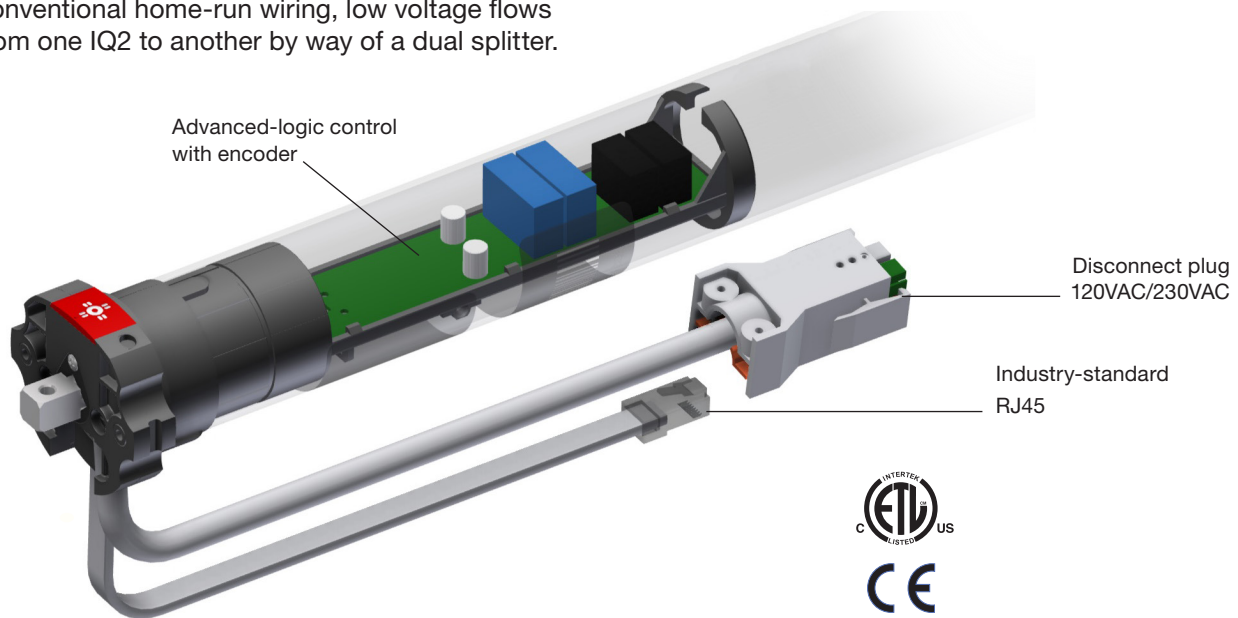
Wiring made simple

To reduce wiring costs and installation time, IQ2 features a daisy-chain wiring topology. Unlike conventional home-run wiring, low voltage flows from one IQ2 to another by way of a dual splitter.

Networking gone native

MechoNet, our advanced communications network, is built into every IQ2. That means IQ2 can provide network control, in addition to dry-contact control. The networkability native to IQ2:

- Cuts costs associated with using interfaces.
- Is scalable, supporting up to 250 devices on a single bus line.
- Allows control to extend up to 4,000 ft. (1,219m).
- Provides 104 alignment positions and 32 custom presets.
- Enables instant, two-way communication.
- Supports up to eight addresses per unit for multiple, overlapping, group-control options.



Lifting capacity

SnapLoc® tube	506 (6 Nm) model*	509 (9 Nm) model*	512 (12 Nm) model*
2.2 in. (5.58cm)	48 lbs. (21.9kg)	72 lbs. (32.6kg)	96 lbs. (43.8kg)
2.5 in. (6.35cm)	42 lbs. (19.3kg)	63 lbs. (28.5kg)	85 lbs. (38.5kg)
3.5 in. (8.89cm)	30 lbs. (13.8kg)	45 lbs. (20.4kg)	60 lbs. (27.5kg)
Specifications	120VAC +/-10%, 60Hz, 0.9A max., 34 r.p.m. 230VAC +/-10%, 50Hz, 0.56 max., 26 r.p.m.	120VAC +/-10%, 60Hz, 1.1A max., 34 r.p.m. 230VAC +/-10%, 50Hz, 0.8A max., 26 r.p.m.	120VAC +/-10%, 60Hz, 1.8A max., 34 r.p.m.

* All EDUs are 2 in. (50mm) in diameter.



WhisperShade® IQ2® Electronic Drive Unit

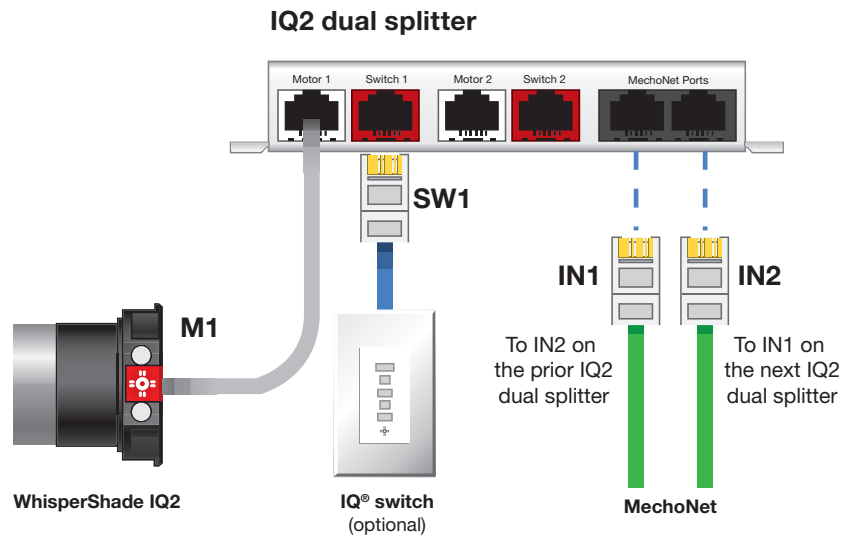
Intelligent Roller-Shade Technology

Technology that plays nice

The IQ2 EDU's flexible control options—via MechoNet or dry contact—simplify the integration process.

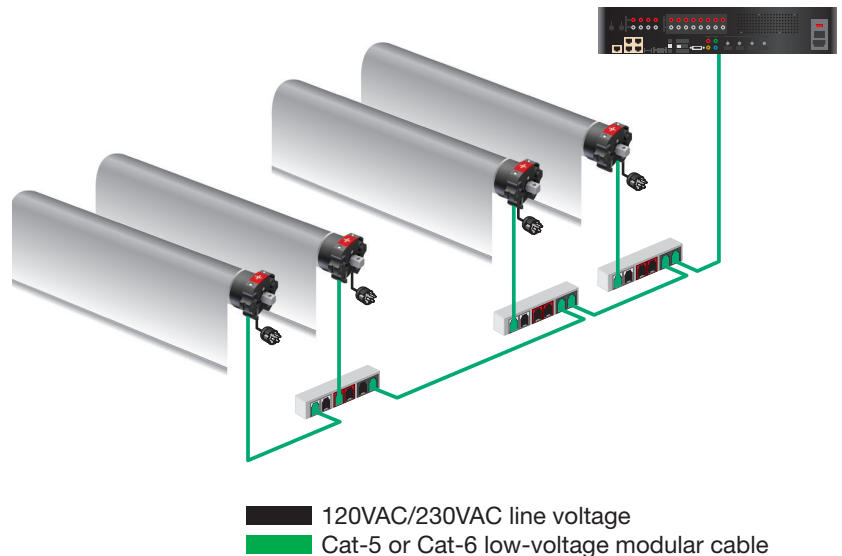
The IQ2 EDU:

- Integrates with many devices via dry contact, RS-232, IP, RF, and IR interface devices.
- Supports a variety of accessories for use with A/V, lighting, security, and BMS, including SunDialer® and SolarTrac®.
- Directly integrates with Savant Systems® and Vantage™ solutions via MechoNet.
- Offers Control4® ZigBee® two-way wireless communication via MechoRF.



Start-to-finish support

- Design facilitates field programming and remote, Internet-based support.
- Optional preprogramming.
- Firmware upgradable over MechoNet, allowing for future enhancements to meet the end user's evolving needs.



For detailed product specifications, please see the WhisperShade IQ2 Specification Submittal.



MechoSystems
Corporate Headquarters
42-03 35th Street
Long Island City, NY 11101

T : +1 (718) 729-2020
F : +1 (718) 729-2941
E : info@mechosystems.com
W : mechosystems.com