

Makita®



Celebrating
100 YEARS
of Innovation



LXT
LITHIUM-ION

BRUSHLESS

XPH07T

18V LXT® BRUSHLESS 1/2"
HAMMER DRIVER-DRILL

1,090 In.Lbs OF AWESOME

See page 12

AVT®
Anti Vibration Technology




HR4013C 


1-9/16" AVT® ROTARY HAMMER

Advanced Anti-Vibration Technology for up to 3X Less Vibration
See page 31

makitatools.com



1915 Founded



1958 First Power Tool



1978 First Cordless Power Tool



Early Production and Assembly





Celebrating 100 YEARS of Innovation

GLOBAL

It all started with the motor 100 years ago. Makita Corporation was founded in 1915 as an electric motor sales and repair company. Today, as a **global brand in over 40 countries, Makita is an innovation leader**, manufacturing best-in-class products at **10 plants operating in 8 countries**. The unmatched quality and durability of Makita products is driven by the company's strong R&D capabilities, and have **earned the trust of professional users worldwide**. Every day, on jobsites around the world, Makita delivers the power, performance and durability that professional users demand with products that are more compact, have less vibration and feel better.


U.S.A.

Makita Corporation of America is located in Buford, Georgia. As a part of our global network of ten manufacturing and assembly plants, Buford is one source of Makita products used on jobsites around the world. Our product development team works closely with engineers on jobsites to develop products that **exceed the demands of the American contractor**. Buford, Georgia is also the site of the **Makita University**, a hands-on educational experience where customers learn the latest technologies, products and applications.

Learn More

makitatools.com/100years

2004 First Brushless Motor



2015 Industry Leader



2015 LXT® Reaches 100 Tools



Makita Corporation of America



TABLE OF CONTENTS

CORDLESS

18v LXT™ LITHIUM-ION	
18v COMBO KITS	10-11
18v BRUSHLESS HAMMER DRIVER-DRILL	12
18v HAMMER DRIVER-DRILL	12
18v BRUSHLESS DRIVER-DRILL	13
18v DRIVER-DRILL	13
18v ANGLE DRILL	13
18v BRUSHLESS IMPACT DRIVER	14
18v IMPACT DRIVER	14
18v 3-SPEED IMPACT DRIVER	14
18v HYBRID™ IMPACT DRIVER	14
18v ANGLE IMPACT DRIVER	14
18v HIGH TORQUE IMPACT WRENCH	14
18v 3-SPEED IMPACT WRENCH	15
18v IMPACT WRENCH	15
18v ANGLE IMPACT WRENCH	15
18v X2 (36V) CIRCULAR SAW	15
18v CIRCULAR SAW	15, 16
18v RECIPRO SAW	16
18v COMPACT RECIPRO SAW	16
18v CIRCULAR TRIM SAW	16
18v BRUSHLESS JIG SAW	16
18v JIG SAW	16
18v BRUSHLESS ROTARY HAMMER	17
18v ROTARY HAMMER	17
18v X2 (36V) ROTARY HAMMER	17
36v ROTARY HAMMER	17
18v CONCRETE VIBRATOR	17
18v COMPOUND MITER SAW	18
18v MULTI-TOOL	18
18v RANDOM ORBIT SANDER	18
18v PLANER	18
18v PLATE JOINER	18
18v METAL CUTTING SAW	18
18v PORTABLE BAND SAW	19
18v COMPACT BAND SAW	19
18v 18 GAUGE STRAIGHT SHEAR	19
18v 16 GAUGE NIBBLER	19
18v BRUSHLESS CUT-OFF/ANGLE GRINDER	19
18v CUT-OFF/ANGLE GRINDER	19
18v DIE GRINDER	19
18v BRUSHLESS DRYWALL SCREWDRIVER	20
18v AUTOFEED SCREWDRIVER	20
18v CUT-OUT TOOL	20
18v CROWN STAPLER	20
18v 10oz CAULK/ADHESIVE GUN	20
18v 20oz CAULK GUN	20
18v BLOWER	21
18v JOBSITE FAN	21
18v CYCLONIC CANISTER VACUUM	21
18v BLUETOOTH JOBSITE RADIO	21
18v JOBSITE RADIO	21
18v HEATED JACKET	21
18v X2 (36V) CHAIN SAW	22
36v CHAIN SAW	22
18v X2 (36V) HEDGE TRIMMER	22
36v HEDGE TRIMMER	22
18v CHAIN SAW	23
18v HEDGE TRIMMER	23
18v BRUSHLESS STRING TRIMMER	23
18v STRING TRIMMER	23
18v X2 (36V) BLOWER	23
36v BLOWER	23
18v GRASS SHEAR	23
18v COMPACT LITHIUM-ION	
18v COMPACT COMBO KITS	24
18v COMPACT DRIVER-DRILL	25
18v COMPACT IMPACT DRIVER	25
18v COMPACT VACUUM	25
18v COMPACT JOBSITE RADIO	25
18v COMPACT FLASHLIGHT	25
18v COMPACT L.E.D. FLASHLIGHT	25
12V max	
12V max COMBO KITS	26
12V max DRIVER-DRILL	26
12V max RIGHT ANGLE DRILL	26
12V max HEX DRIVER-DRILL	26
12V max IMPACT DRIVER	26
12V max IMPACT WRENCH	27
12V max CIRCULAR SAW	27
12V max TILE/GLASS SAW	27
12V max RECIPRO SAW	27

12V max JIG SAW	27
12V max VACUUM	27
12V max VACUUM BUILT-IN BATTERY	27
7.2V LITHIUM-ION	
7.2V LITHIUM-ION DRIVER-DRILL	27
CORDLESS BATTERIES & CHARGERS	28
CONCRETE	
BREAKER HAMMER	30
DEMOLITION HAMMERS	30, 31
POWER SCRAPER	31
ROTARY HAMMER	31, 32
18v BRUSHLESS ROTARY HAMMER	33
18v ROTARY HAMMER	33
18v X2 (36V) ROTARY HAMMER	33
36v ROTARY HAMMER	33
HAMMER DRILL	34
ANGLE CUTTER	34
POWER CUTTER	35
MM4™ 4-STROKE POWER CUTTER	35
CONCRETE PLANER	36
MASONRY SAW	36
DUST EXTRACTION	
12 GALLON XTRACT VAC™ WET/DRY VACUUM	38
BLOWER	40
18v BLOWER	40
18v X2 (36V) BLOWER	40
36v BLOWER	40
18v CYCLONIC CANISTER VACUUM	40
18v COMPACT VACUUM	40
12V max VACUUM	40
DRILLS/FASTENING	
DRILL	42
SPADE HANDLE DRILL	42, 43
18v BRUSHLESS HAMMER DRIVER-DRILL	43
ANGLE DRILL	43
DRYWALL SCREWDRIVER	44
18v BRUSHLESS DRYWALL SCREWDRIVER	44
DRYWALL CUT-OUT TOOL	44
18v CUT-OUT TOOL	44
SCREWDRIVERS	44, 45
AUTOFEED SCREWDRIVER	45
18v AUTOFEED SCREWDRIVER	45
IMPACT DRIVER	45
IMPACT WRENCH	45, 46
SHEAR WRENCH	46
18v HIGH-TORQUE IMPACT WRENCH	46
18v IMPACT WRENCH KIT	46
18v BRUSHLESS 3-SPEED IMPACT WRENCH	46
METALWORKING	
ANGLE GRINDER	48-52
PADDLE SWITCH ANGLE GRINDER	48-51
SJS™ ANGLE GRINDER	48-50
SJS™ PADDLE SWITCH ANGLE GRINDER	48-49
18v BRUSHLESS CUT-OFF/ANGLE GRINDER	49
SJS™ ANGLE GRINDER WITH AC/DC SWITCH	50
SJS™ PADDLE SWITCH CUTOFF/ANGLE GRINDER	50
SJS™ CUT-OFF/ANGLE GRINDER	51
CUT-OFF/ANGLE GRINDER	51
ANGLE SANDER	52
STRAIGHT GRINDER	52
SJS™ DIE GRINDER	52-53
PADDLE SWITCH DIE GRINDER	53
DIE GRINDER	53
18v DIE GRINDER	53
DISC SANDER	54
POLISHER	54
ELECTRONIC STONE POLISHER	54
VERTICAL POLISHER	54
NIBBLER	55
SHEAR	55
18v NIBBLER	55
18v STRAIGHT SHEAR	55
FIBER CEMENT SHEAR	55
PORTABLE BAND SAW	56
18v PORTABLE BAND SAW	56
18v COMPACT BAND SAW	56
14" CUT-OFF SAW	56
14" SJS™ ANGLE CUTTER	56
METAL CUTTING SAW	56
18v METAL CUTTING SAW	56

SAWS	
MASONRY SAW	58
CIRCULAR SAW	58
18v X2 (36V) CIRCULAR SAW KIT	58
MAGNESIUM HYPOID SAW	59
HYPOID SAW	59
MAGNESIUM CIRCULAR SAW	59
PLUNGE CIRCULAR SAW	60
10-1/4" CIRCULAR SAW	60
16-5/16" CIRCULAR SAW	60
AVT™ RECIPRO SAW	61
RECIPRO SAW	61
18v RECIPRO SAW	61
TOP HANDLE JIG SAW	62
BARREL GRIP JIG SAW	62
18v BRUSHLESS JIG SAW	62
18v JIG SAW	62
BENCHTOP	
DUAL SLIDE COMPOUND MITER SAW	64, 65
SLIDE COMPOUND MITER SAW	64
COMPOUND MITER SAW	65
18v COMPOUND MITER SAW	65
TABLE SAW	66
CONTRACTOR TABLE SAW WITH STAND	66
PORTABLE PLANER	66
WOODWORKING	
MULTI-TOOL	68
18v MULTI-TOOL	68
PLUNGE ROUTER	68
ROUTER	69
COMPACT ROUTER KIT	69
COMPACT ROUTER	69
FIXED BASE LAMINATE TRIMMER	69
RANDOM ORBIT SANDER	70
RANDOM ORBIT SANDER WITH VARIABLE SPEED	70
18v RANDOM ORBIT SANDER	71
SHEET FINISHING SANDER	71
BELT SANDER	71-72
WHEEL SANDER	72
PLANER	73
CURVED BASE PLANER	72
PLATE JOINER	73
18v PLANER	73
BLADE SHARPENER	74
CHAIN MORTISER	74
BLOWER	74
HEAT GUN	74
PNEUMATICS	
GAS AIR COMPRESSOR	76
AIR COMPRESSOR	76
FRAMING NAILER	77
FRAMING COIL NAILER	77
COMPACT AIR COMPRESSOR	77
SIDING COIL NAILER	77
HIGH PRESSURE AIR COMPRESSOR	77
HIGH PRESSURE FRAMING COIL NAILER	77
HIGH PRESSURE SIDING COIL NAILER	77
ROOFING COIL NAILER	78
BRAD NAILER	78
CROWN STAPLER	78
POWER EQUIPMENT	
MM4™ BACKPACK BLOWER	80
GAS CHAIN SAW	80, 81
ELECTRIC CHAIN SAW	81
ELECTRIC HEDGE TRIMMER	81
18v CHAIN SAW	82
18v X2 (36V) CHAIN SAW	82
36v CHAIN SAW	82
18v HEDGE TRIMMER	82
18v X2 (36V) HEDGE TRIMMER	82
36v HEDGE TRIMMER	82
18v BRUSHLESS STRING TRIMMER	83
18v STRING TRIMMER	83
18v GRASS SHEAR	83
18v JOBSITE FAN	83
18v BLOWER	83
18v X2 (36V) BLOWER	83
36v BLOWER	83

ACCESSORIES	
IMPACT GOLD®	87
INSERT BITS	87
DOUBLE ENDED POWER BITS	87
MAG BOOST	87
INSERT BIT HOLDERS	87
MAGNETIC DRIVER BIT SETS	87
NUTSETTERS	87
SOCKET ADAPTERS	87
SOCKET SETS	87
DRILL AND DRIVER BIT SETS	88
INDUSTRIAL QUAD-DRIVERS	88
INSERT BITS AND POWER BITS	88
FINDERS/DRIVERS™ AND INSERT BIT HOLDERS	88
ULTRALOK™ FAST CONNECT SYSTEM	89
DRILL CHUCK AND IMPACT CHUCKS	89
HOLLOW SOCKETS	89
SOCKET ADAPTERS AND SOCKET SETS	89
NUTSETTERS	89
ROTARY & DEMOLITION HAMMER BITS	90-95
1-1/8" HEX SHANK	90
3/4" HEX SHANK	90
SPLINE OR 3/4" HEX - 21/32" ROUND SHANK	90
SPLINE ROTARY HAMMERS BITS	93
SPLINE ROTARY & DEMOLITION HAMMER STEEL	93
SPLINE CORE BITS	93
SDS-MAX ROTARY HAMMER BITS	94
SDS-MAX ROTARY & DEMOLITION HAMMER STEEL	94
SDS-MAX CORE BITS	94
SDS-PLUS ROTARY HAMMER BITS	95
SDS-PLUS ROTARY & DEMOLITION HAMMER STEEL	95
THRUSTER® SDS-PLUS ROTARY HAMMER BITS	95
THRUSTER® PERCUSSION HAMMER BITS	95
PERCUSSION MASONRY BITS	95
DIAMOND BLADES	96-97
ULTRA PREMIUM	96
LARGE & SMALL DIAMETER	96-97
TUCK POINT BLADES	97
CRACK CHASER	97
DRILL BITS	98
HOLE SAWS	99
INDUSTRIAL CARBIDE-TIPPED HOLE SAWS	99
ANGLE GRINDER ACCESSORY GUIDE	100
WHEEL GUARDS	100
INNER FLANGES	100
LOCK NUTS	100
GRINDING WHEELS	101-102
INOX GRINDING WHEELS	101
GRINDING WHEELS	101
ULTRA THIN CUT OFF WHEELS	102
FLEX & CUT-OFF WHEELS	102
SANDING / POLISHING PADS & BONNETS	103
GRINDING BRUSHES, DISCS & CUT-OFF	103-106
WIRE BRUSHES	103
MULTI-DISCS	104
RESIN FIBER DISCS	105
DIE GRINDER ACCESSORIES	105
STRAIGHT GRINDER WHEELS	105
LARGE CUT-OFF WHEELS	106
SINGLE LAYER DIAMOND BLADES	106
NIBBLER & SHEAR ACCESSORIES	106
BAND SAW ACCESSORIES	106
SAW BLADES	107-109
STEEL	107
STAINLESS STEEL	107
ALUMINUM	107
CARBIDE-TIPPED SAW BLADES	108
STEEL SAW BLADE	108
MITER SAW BLADES	109
TABLE SAW BLADES	109
FIBER-CEMENT SAW BLADES	109
INDUSTRIAL RECIPROCATING SAW BLADES	110
JIG SAW BLADES & ACCESSORIES	111
ROUTER BITS & ACCESSORIES	112-113
STRAIGHT AND GROOVE FORMING BITS	112
EDGE FORMING BITS	112
JOINERY/SLOT CUTTERS	113
LAMINATE TRIMMING BITS	113
BASES/SUB BASES/SHOES/DUST NOZZLE	114
TEMPLATE GUIDES, HOLDERS & ADAPTER	114
COLLETS	114
VACUUM ADAPTERS	114
INTERLOCKING CASES	114
TOOL BAGS	114
MULTI-TOOL ACCESSORIES	115
DUST EXTRACTION	115
SANDING ACCESSORIES	115-116

INNOVATIONS



STAR TECHNOLOGY

STAR
PROTECTION
COMPUTER CONTROLS™



PROTECTS BATTERY
AGAINST
OVERLOAD
OVER-DISCHARGE
OVERHEAT
WITH BATTERY & TOOL

CORDLESS
Pg 10-23



18v X2 TECHNOLOGY

NO LIMITS
POWER & SPEED TO
UNPLUG THE CORD

36v POWER
(2) 18v BATTERIES



UNPLUG
YOUR CORDED TOOLS
and pick up Makita's 18v X2 (36V) Lithium-Ion line up. Get the freedom you need to reach new heights with unmatched run time - you'll never look back.

CORDLESS
Pg 15-23



ADVANCED AVT® - ANTI VIBRATION TECHNOLOGY

up
to
3X

LESS VIBRATION
LOWEST VIBRATION IN ITS CLASS



AIR ACTUATED COUNTERBALANCE
HARD HITTING & LESS VIBRATION

CONCRETE
Pg 29-32

SAWS
Pg 61



MM4® - MAKITA 4-STROKE ENGINE

LOWER EMISSIONS.
LESS NOISE.
REDUCED OPERATING COSTS.



CONCRETE
Pg 35

POWER
EQUIPMENT
Pg 80



SJS® - SUPER JOINT SYSTEM TECHNOLOGY

**INNOVATIVE
MECHANICAL
CLUTCH SYSTEM**
MORE PROTECTION. LONGER LIFE.



**GEAR TENSION
MINIMIZED
FOR LONGER LIFE**
HELPS PREVENT MOTOR BURN OUT

METALWORKING
Pg 48-56

Impact GOLD®

Xtreme Torsion Technology



**LASTS
10X
LONGER
DOUBLE ENDED
POWER BIT**



**XTREME TORSION
TECHNOLOGY**
for High Torque
Applications

PRECISION-FIT TIP
Prevents "Cam-out"
and Stripping

ACCESSORIES
Pg 86-87

NEW XPH07M/T/Z
18v LXT® Brushless 1/2" Hammer Driver-Drill Kit



5.0Ah **45 Minute**
Charge Time

1,090 IN. LBS. **OF AWESOME**

NEW XSF03M/Z
18v LXT® Lithium-Ion Brushless
Drywall Screwdriver



PUSH DRIVE



Push Drive™ Technology – in lock-on mode, the motor starts only when the fastener is engaged to save battery power and reduce noise

4.0Ah **40 Minute**
Charge Time

WORK ALL DAY

NEW XDT09M/Z
18v LXT® Lithium-Ion
Brushless Quick-Shift Mode™
3-Speed Impact Driver



SMALLEST MOST POWERFUL
IMPACT DRIVER YET

NEW XST01M/Z
18v LXT® Lithium-Ion
Brushless Oil-Impulse
3-Speed Impact Driver



OIL-IMPULSE™
Lower Noise for Quiet Operation

NEW XWT02M/Z
18v LXT® Lithium-Ion Brushless
1/2" 3-Speed Impact Wrench



3-SPEED
210 FT. LBS. OF MAX TORQUE

BL
MOTOR
BRUSHLESS

Makita-Built BL™ Brushless Motor
Delivers increased motor efficiency to provide up to 50% longer battery life per charge



UP TO **50%**
LONGER
RUN TIME

INCREASED
POWER & SPEED

LONGER LIFE
BRUSHLESS MOTOR

LXT LITHIUM-ION BRUSHLESS

NEW XAG03M/Z
18v LXT® Lithium-Ion Brushless
4-½" Cut-Off/Angle Grinder



4.0Ah
40 Minute
Charge Time

AUTOMATIC SPEED CHANGE™
ADJUSTS SPEED & TORQUE FOR OPTIMUM PERFORMANCE

Automatic Speed Change™ technology adjusts speed and torque during operation for optimum performance

NEW XSH03M/Z
18V LXT® Lithium-Ion
Brushless 6-½" Circular Saw



4.0Ah
40 Minute
Charge Time

AVAILABLE
SPRING 2015

AUTOMATIC SPEED CHANGE™
ADJUSTS SPEED & TORQUE FOR OPTIMUM PERFORMANCE

Automatic Speed Change™ technology adjusts speed and torque during operation for optimum performance

NEW XAG06M/Z
18v LXT® Lithium-Ion Brushless
4-1/2" Cut-Off/Angle Grinder,
Paddle Switch



AUTOMATIC SPEED CHANGE™
ADJUSTS SPEED & TORQUE FOR OPTIMUM PERFORMANCE

NEW XVJ02Z
18v LXT® Lithium-Ion Brushless
Jig Saw (Tool Only)



UP TO
70% MORE RUN TIME
Compared to BJV180

NEW XR04Z
18v LXT® Lithium-Ion Brushless
String Trimmer (Tool Only)



UP TO
90 MINUTES RUN TIME
WITH A 4.0Ah BATTERY

NEW XFD07M/Z
18v LXT® Brushless
1/2" Driver-Drill Kit



1,090 In.Lbs.
OF AWESOME

XPH06/Z
18v LXT® 1/2" Brushless
Hammer Driver-Drill



530 In.Lbs. OF
MAX TORQUE

XDT01/Z
18v LXT® Brushless
3-Speed Impact Driver



3-SPEED
POWER SELECTION
FOR PRECISE FASTENING CONTROL

XDT08/Z
18v LXT® Brushless
Impact Driver Kit



1,420 In.Lbs. OF
MAX TORQUE

XRH011X/XRH01ZVX
18v LXT® Brushless
1" Rotary Hammer Kit



BUILT-ON
HEPA VACUUM
CAPTURES 99.75% OF PARTICULATES
.3 MICRONS AND LARGER

WORLD'S **18v**™ LARGEST LITHIUM-ION LINE-UP*

*18v slide-style battery **In 2015

FASTEST CHARGE TIME

NEW

5.0Ah

45 Minute
Charge Time

BL1850

NEW

4.0Ah

40 Minute
Charge Time

BL1840

3.0Ah

30 Minute
Charge Time

BL1830

1.5Ah

15 Minute
Charge Time

BL1815

LESS TIME CHARGING



18v COMBO KITS
pg. 10-11

18v DRILLS
pg. 12-13

18v IMPACTS
pg. 14-15

18v SAWS
pg. 15-16

18v CONCRETE
pg. 17

18v WOODWORKING
pg. 18

100+
TOOLS**
ONE BATTERY

LXT
LITHIUM-ION

CORDLESS



Celebrating
100 YEARS
of Innovation

18v METALWORKING
pg. 18-19

18v FASTENING
pg. 20

18v ACCESSORIES
pg. 21

18v OPE
pg. 22-23

18v Compact
pg. 24-25

12V MAX
pg. 26-27

**BATTERIES
& CHARGERS**
pg. 28

15-6-Piece Cordless Combo Kits



LXT1500 3.0Ah BATTERY

Includes:

- 1/2" Hammer Driver-Drill - LXPH01Z / XPH01Z
- 3/8" Angle Drill - BDA350Z / XAD01Z
- Impact Driver - LXDT04Z / XDT04Z
- 1/2" Impact Wrench - BTW251Z / XWT05
- 1/2" Impact Wrench - BTW450Z / XWT04Z
- 6-1/2" Circular Saw - BSS611Z / XSS02Z
- Recipro Saw - BJR182Z / XRJ03Z
- 4-1/2" Cut-off/Angle Grinder - BGA452Z / XAG01Z
- 7/8" Rotary Hammer - BHR241Z / XRH04Z
- Drywall Screwdriver - BFS450Z / XSF01Z
- 5-3/8" Metal Cutting Saw - BCS550Z / XSC01Z
- Blower - BUB182Z / DUB182
- Fluorescent/Incan. Flashlight - BML184
- Xenon Flashlight - BML185
- 18V Compact Job Site Radio - BMR100W / XRM02W
- 4 ea. 18V LXT® Lithium-Ion 3.0Ah Battery - BL1830
- 2 ea. 18V Lithium-Ion Rapid Optimum Charger - DC18RC



LXT902 3.0Ah BATTERY

Includes:

- 1/2" Hammer Driver-Drill - LXPH01Z / XPH01Z
- Impact Driver - LXDT04Z / XDT04Z
- 1/2" Impact Wrench - BTW251Z / XWT05
- 6-1/2" Circular Saw - BSS611Z / XSS02Z
- Recipro Saw - BJR182Z / XRJ03Z
- 7/8" Rotary Hammer - BHR241Z / XRH04Z
- 4-1/2" Cut-off/Angle Grinder - BGA452Z / XAG01Z
- Xenon Flashlight - BML185
- 18V Compact Job Site Radio - BMR100W / XRM02W
- 2 ea. 18V LXT® Lithium-Ion 3.0Ah Battery - BL1830
- 18V Lithium-Ion Rapid Optimum Charger - DC18RC



LXT702 3.0Ah BATTERY

Includes:

- 1/2" Hammer Driver-Drill - LXPH01Z / XPH01Z
- Impact Driver - LXDT04Z / XDT04Z
- 6-1/2" Circular Saw - BSS611Z / XSS02Z
- Recipro Saw - BJR182Z / XRJ03Z
- 4-1/2" Cut-off/Angle Grinder - BGA452Z / XAG01
- Xenon Flashlight - BML185
- 18V Compact Job Site Radio - BMR100W / XRM02W
- 2 ea. 18V LXT® Lithium-Ion 3.0Ah Battery - BL1830
- 18V Lithium-Ion Rapid Optimum Charger - DC18RC



XT601 3.0Ah BATTERY

Includes:

- 1/2" Hammer Driver-Drill - LXPH01Z / XPH01Z
- Impact Driver - LXDT04Z / XDT04Z
- 6-1/2" Circular Saw - BSS611Z / XSS02Z
- Recipro Saw - BJR182Z / XRJ03Z
- 4-1/2" Cut-off/Angle Grinder - BGA452Z / XAG01
- Xenon Flashlight - BML185
- 2 ea. 18V LXT® Lithium-Ion 3.0Ah Battery - BL1830
- 18V Lithium-Ion Rapid Optimum Charger - DC18RC

4-Piece Cordless Combo Kits



XT405 3.0Ah BATTERY

Includes:

- 1/2" Hammer Driver-Drill - LXPH01Z / XPH01Z
- Impact Driver - LXDT04Z / XDT04Z
- 6-1/2" Circular Saw - BSS611Z / XSS02Z
- Xenon Flashlight - BML185
- 2 ea. 18V LXT® Lithium-Ion 3.0Ah Battery - BL1830
- 18V Lithium-Ion Rapid Optimum Charger - DC18RC



XT406 3.0Ah BATTERY

Includes:

- 1/2" Hammer Driver-Drill - LXPH01Z / XPH01Z
- 6-1/2" Circular Saw - BSS611Z / XSS02Z
- Recipro Saw - BJR182Z / XRJ03Z
- Xenon Flashlight - BML185
- 2 ea. 18V LXT® Lithium-Ion 3.0Ah Battery - BL1830
- 18V Lithium-Ion Rapid Optimum Charger - DC18RC



XT407 3.0Ah BATTERY

Includes:

- 1/2" Hammer Driver-Drill - LXPH01Z / XPH01Z
- Impact Driver - LXDT04Z / XDT04Z
- Recipro Saw - BJR182Z / XRJ03Z
- Xenon Flashlight - BML185
- 2 ea. 18V LXT® Lithium-Ion 3.0Ah Battery - BL1830
- 18V Lithium-Ion Rapid Optimum Charger - DC18RC



XT439PM 4.0Ah BATTERY

Includes:

- Brushless 1/2" Hammer Driver-Drill - XPH07Z
- Impact Driver - XDT04Z
- 7-1/4" Circular Saw - XSH01Z
- LED Light - DML802
- (3) 18V LXT® Lithium-Ion 4.0Ah Battery - BL1840
- 18V Lithium-Ion Dual Port Rapid Optimum Charger - DC18RD

2-Piece Cordless Combo Kits



XT259PM 4.0Ah BATTERY

- Includes:**
- 7-1/4" 18V X2 LXT® Lithium-Ion Circular Saw - XSH01Z
 - 1/2" Hammer Driver-Drill - XPH07Z
 - (3) 18V LXT® Lithium-Ion 4.0Ah Battery - BL1840
 - 18V Lithium-Ion Dual Port Rapid Optimum Charger - DC18RD



XT258PM 4.0Ah BATTERY

- Includes:**
- 18V X2 LXT® 1" Rotary Hammer - XRH05Z
 - 18V LXT® Impact Driver - XDT04Z
 - (3) 18V LXT® Lithium-Ion 4.0Ah Battery - BL1840
 - 18V Lithium-Ion Dual Port Rapid Optimum Charger - DC18RD



XT252T 5.0Ah BATTERY

- Includes:**
- Brushless 1/2" Hammer Driver-Drill - XPH07Z
 - Brushless 3-Speed Impact Driver - XDT01Z
 - 2 ea. 18V LXT® Lithium-Ion 5.0Ah Battery - BL1850
 - 18V Lithium-Ion Rapid Optimum Charger - DC18RC



XT252M 4.0Ah BATTERY

- Includes:**
- Brushless 1/2" Hammer Driver-Drill - XPH07Z
 - Brushless 3-Speed Impact Driver - XDT01Z
 - 2 ea. 18V LXT® Lithium-Ion 4.0Ah Battery - BL1840
 - 18V Lithium-Ion Rapid Optimum Charger - DC18RC



XT257T 5.0Ah BATTERY

- Includes:**
- Brushless 1/2" Hammer Driver-Drill - XPH07Z
 - Brushless Impact Driver - XDT08Z
 - 2 ea. 18V LXT® Lithium-Ion 5.0Ah Battery - BL1850
 - 18V Lithium-Ion Rapid Optimum Charger - DC18RC



XT257M 4.0Ah BATTERY

- Includes:**
- Brushless 1/2" Hammer Driver-Drill - XPH07Z
 - Brushless Impact Driver - XDT08Z
 - 2 ea. 18V LXT® Lithium-Ion 4.0Ah Battery - BL1840
 - 18V Lithium-Ion Rapid Optimum Charger - DC18RC



XT248M 4.0Ah BATTERY

- Includes:**
- Brushless Hammer Driver-Drill - XPH06Z
 - Brushless Impact Driver - XDT08Z
 - 2 ea. 18V LXT® Lithium-Ion 4.0Ah Battery - BL1840
 - 18V Lithium-Ion Rapid Optimum Charger - DC18RC



XT248 3.0Ah BATTERY

- Includes:**
- Brushless Hammer Driver-Drill - XPH06Z
 - Brushless Impact Driver - XDT08Z
 - 2 ea. 18V LXT® Lithium-Ion 3.0Ah Battery - BL1830
 - 18V Lithium-Ion Rapid Optimum Charger - DC18RC



XT238X1 3.0Ah BATTERY

- Includes:**
- 1/2" Hammer Driver Drill - LXP03Z / XPH03Z
 - Brushless 3-Speed Impact Driver - LXDT01Z / XDT01Z
 - 2 ea. 18V LXT® Lithium-Ion 3.0Ah Battery - BL1830
 - 18V Lithium-Ion Rapid Optimum Charger - DC18RA



XT255M 4.0Ah BATTERY

- Includes:**
- Brushless Drywall Screwdriver - XSF03Z
 - Cut-Out Tool - XOC01Z
 - 2 ea. 18V LXT® Lithium-Ion 4.0Ah Battery - BL1840
 - 18V Lithium-Ion Rapid Optimum Charger - DC18RC



XT256M 4.0Ah BATTERY

- Includes:**
- Impact Driver - XDT04Z
 - Brushless Drywall Screwdriver - XSF03Z
 - 2 ea. 18V LXT® Lithium-Ion 4.0Ah Battery - BL1840
 - 18V Lithium-Ion Rapid Optimum Charger - DC18RC



XT249 3.0Ah BATTERY

- Includes:**
- Drywall Screwdriver - LXSFO1Z / XSF01Z
 - Impact Driver - LXDT04Z / XDT04Z
 - 2 ea. 18V LXT® Lithium-Ion 3.0Ah Battery - BL1830
 - 18V Lithium-Ion Rapid Optimum Charger - DC18RC



XT218M 4.0Ah BATTERY

- Includes:**
- 1/2" Hammer Driver Drill - XPH03Z
 - Impact Driver - XDT04Z
 - 2 ea. 18V LXT® Lithium-Ion 4.0Ah Battery - BL1840
 - 18V Lithium-Ion Rapid Optimum Charger - DC18RC



XT221 3.0Ah BATTERY

- Includes:**
- 1/2" Hammer Driver Drill - XPH03Z
 - Recipro Saw - XRJ03Z
 - 2 ea. 18V LXT® Lithium-Ion 3.0Ah Battery - BL1830
 - 18V Lithium-Ion Rapid Optimum Charger - DC18RC



XT218 3.0Ah BATTERY

- Includes:**
- 1/2" Hammer Driver Drill - LXP03Z / XPH03Z
 - Impact Driver - LXDT04Z / XDT04Z
 - 2 ea. 18V LXT® Lithium-Ion 3.0Ah Battery - BL1830
 - 18V Lithium-Ion Rapid Optimum Charger - DC18RC



XT211M 4.0Ah BATTERY

- Includes:**
- 1/2" Hammer Driver-Drill - XPH01Z
 - Impact Driver - XDT04Z
 - 2 ea. 18V LXT® Lithium-Ion 4.0Ah Battery - BL1840
 - 18V Lithium-Ion Rapid Optimum Charger - DC18RC



XT211 3.0Ah BATTERY

- Includes:**
- 1/2" Hammer Driver-Drill - LXP01Z / XPH01Z
 - Impact Driver - LXDT04Z / XDT04Z
 - 2 ea. 18V LXT® Lithium-Ion 3.0Ah Battery - BL1830
 - 18V Lithium-Ion Rapid Optimum Charger - DC18RC



XT211A 3.0Ah BATTERY

- Includes:**
- 1/2" Hammer Driver-Drill - LXP01Z / XPH01Z
 - Impact Driver - LXDT04Z / XDT04Z
 - 2 ea. 18V LXT® Lithium-Ion 3.0Ah Battery - BL1830
 - 18V Optimum Automotive Charger - DC18SE

1,090 IN.LBS. OF AWESOME

Cordless Model Number Transitions

Model	Replacement Model
BCL180W	XLC02R1W
BCL180ZW	XLC02ZW
BCS550	XSC01
BDA350	XAD01
BDF451	XFD03
BFR750	XRF01
BGA452	XAG01
BHP454	LXP03
BHR202	XRH03
BHR241	XRH04
BHR261	HRH01
BJR181	XRJ02
BJR182Z	XRJ03Z
BSJ130	XSJ01
BJV180	XVJ03
BMR100W	XRM02W
BPB180	XBPO2
BSS501	XSS03
BSS610	XSS01
BSS611Z	XSS02Z
BST221	XTS01
BTD141	XDT04
BTL061	XLT01
BTL063	XLT02
BTP140	XPT03
BTW251	XWT05
BTW253	XWT06
BTW450	XWT04
BUB182	DUB182
BUB360Z2C	XBU01Z
BVR450	XRV01
BVR850	XRV02
HCU02Z2	XCU02Z
HHU01Z2	XHU04Z
HRH01Z2	XRH05Z
LXCU01Z	XCU01Z
LXDG01	XDG01
LXDT01	XDT01
LXDT04CW	XDT04RW
LXDT06	XDT09M
LXDT08	XDT08
LXFD01	XFD01
LXFD01CW	XFD01RW
LXGC011	XGC011
LXGC011B	XGC011B
LXHU02Z	XHU02Z
LXJP02	XJP03
LXMT025	XMT035
LXMU02Z	XMU02Z
LXNJ01	XNJ01
LXOB01	XOB01
LXPH01	XPH01
LXPH01CW	XPH01RW
LXPH03	XPH03
LXPH05	XPH06
LXPK01	XPK01
LXRH011	XRH011X
LXRH01Z	XRH01Z
LXRM03B	XRM03B
LXRU02Z	XRU02Z
LXSF01	XSF01



BRUSHLESS XPH07T / XPH07M XPT™

18v LXT® BRUSHLESS 1/2" HAMMER DRIVER-DRILL KIT
Delivers Up To 50% More Power and Performance than Previous Model*

- BL™ Brushless Motor delivers 1,090 in.lbs. of Max Torque
- 0 - 31,500 BPM for fast hammer drilling in masonry materials
- Efficient BL™ Brushless motor is electronically controlled to optimize battery energy use for up to 50% longer run time per charge
- The BL™ Brushless Motor eliminates carbon brushes, enabling the BL™ Motor to run cooler and more efficiently for longer life

*Compared to LXPH03

Model XPH07T Includes: 2 ea. 5.0 Ah Battery (BL1850), Rapid Optimum Charger (DC18RC), Depth Gauge (122576-8), Tool Case

Model XPH07M Includes: Same as XPH07T except 2 ea. 4.0 Ah Battery (BL1840)

Model XPH07Z Includes: Tool only - battery and charger not included

Capacities:	Steel (1/2"), Wood (3"), Masonry (5/8")
No Load Speed	0 - 550 / 0 - 2,100 RPM
Blows Per Minute	0 - 8,250 / 0 - 31,500 BPM
Maximum Torque	1,090 in.lbs./125N·m
Battery	18v LXT™ Lithium-Ion
Overall Length	8-1/8"
Net Weight (w/battery)	5.9 lbs.
Shipping Weight:	XPH07T (16.8 lbs.), XPH07M (16.5 lbs.)

UPGRADE YOUR KIT

MODEL #'s ENDING WITH "T" = 5.0Ah BATTERY

5.0Ah BATTERY



BL1850

MODEL #'s ENDING WITH "M" = 4.0Ah BATTERY

4.0Ah BATTERY



BL1840

Learn More makitatools.com/awesome

2-SPEED - VARIABLE SPEED

4.0Ah BATTERY



BRUSHLESS XPH03M XPT™

18v LXT® 1/2" HAMMER DRIVER-DRILL KIT
Makita-Built 4-Pole Motor Delivers 750 in.lbs. of Max Torque

- Mechanical 2-speed transmission (0-400 & 0-2,000 RPM) for a wide range of drilling, fastening and hammer drilling applications
- Compact and ergonomic design at only 8-7/8" long
- Weighs only 5.1 lbs. with battery for reduced operator fatigue
- All metal gears and aluminum gear housing for maximum job site durability

Model XPH03M Includes: 2 ea. 4.0 Ah Battery (BL1840), Rapid Optimum Charger (DC18RC), Depth Gauge (122576-8), Side Handle (126131-8), Tool Case

Model XPH03Z Includes: Tool only - battery and charger not included

Capacities:	Steel (1/2"), Wood (3"), Masonry (5/8")
No Load Speed	0 - 400 / 0 - 2,000 RPM
Blows Per Minute	0 - 6,000 / 0 - 30,000 BPM
Maximum Torque	750 in.lbs./84N·m
Battery	18v LXT™ Lithium-Ion
Overall Length	8-7/8"
Net Weight (w/battery)	5.1 lbs.
Shipping Weight	15.5 lbs.



BRUSHLESS XPH06 XPT™

18v LXT® 1/2" BRUSHLESS HAMMER DRIVER-DRILL KIT
Delivers 35% More Drilling, Driving and Fastening Speed**

- BL™ Brushless Motor delivers 530 in.lbs. of Max Torque
- Variable 2-speed (0-400 & 0-1,550 RPM) for a wide range of drilling, fastening and hammer drilling applications
- Efficient BL™ Brushless motor is electronically controlled to optimize battery energy use for up to 50% longer run time per charge
- The BL™ Brushless Motor eliminates carbon brushes, enabling the BL™ Motor to run cooler and more efficiently

Model XPH06 Includes: 2 ea. 3.0 Ah Battery (BL1830), Rapid Optimum Charger (DC18RC), Tool Case

Model XPH06Z Includes: Tool only - battery and charger not included

Capacities:	Steel (1/2"), Wood (1-1/2"), Masonry (1/2")
No Load Speed	0 - 400 / 0 - 1,550 RPM
Blows Per Minute	0 - 6,000 / 0 - 23,000 BPM
Maximum Torque	530 in.lbs./45N·m
Battery	18v LXT™ Lithium-Ion
Overall Length	7-7/8"
Net Weight (w/battery)	3.9 lbs.
Shipping Weight	11 lbs.

**Compared to LXPH05

Kit components may vary from tool kits shown



XPH01

18v LXT® 1/2" HAMMER DRIVER-DRILL KIT
Powerful Drilling and Driving, Weighs only 4.0 lbs.

- Makita-built 4-pole motor delivers 480 in.lbs. of Max Torque
- Variable 2-speed design (0-400 & 0-1,500 RPM) covers a wide range of drilling, driving and hammer applications
- Compact and ergonomic design at only 8-1/8" long
- Weighs only 4.0 lbs. with battery for reduced operator fatigue
- Built-in L.E.D. light with afterglow illuminates the work area
- Rubberized soft grip provides increased comfort on the job

Model XPH01 Includes: 2 ea. 3.0 Ah Battery (BL1830), Rapid Optimum Charger (DC18RC), Tool Case
 Model XPH01Z Includes: Tool only - battery and charger not included

Capacities:	Steel (1/2"), Wood (1-1/2"), Masonry (1/2")
No Load Speed	0 - 400 / 0 - 1,500 RPM
Blows Per Minute	0 - 6,000 / 0 - 22,500 BPM
Maximum Torque	480 in.lbs./54N·m
Battery	18v LXT® Lithium-Ion
Overall Length	8-1/8"
Net Weight (w/battery)	4 lbs.
Shipping Weight	13 lbs.



XFD07M

18v LXT® BRUSHLESS 1/2" DRIVER-DRILL KIT

Delivers Up To 50% More Power and Performance than Previous Model†

- BL™ Brushless Motor delivers 1,090 in.lbs. of Max Torque
- BL™ Brushless Motor eliminates carbon brushes, enabling the BL™ Motor to run cooler and more efficiently
- 3-stage L.E.D. gauge indicates battery charge level
- All metal variable 2-speed transmission (0 - 550 & 0 - 2,100 RPM) for a wide range of drilling and fastening applications

Model XFD07M Includes: 2 ea. 4.0 Ah Battery (BL1840), Rapid Optimum Charger (DC18RC), Depth Gauge (122576-8), Side Handle (126413-8), Tool Case
 Model XFD07Z Includes: Tool only - battery and charger not included

Capacities:	Steel (1/2"), Wood (3")
No Load Speed	0 - 550 / 0 - 2,100 RPM
Maximum Torque	1,090 in.lbs./125N·m
Battery	18v LXT® Lithium-Ion 4.0 Ah
Overall Length	8-1/8"
Net Weight (w/battery)	5.9 lbs.
Shipping Weight	16.7 lbs.

† Compared to LXP03



XFD03

18v LXT® 1/2" DRIVER-DRILL KIT
750 in.lbs. of Max Torque in a Compact Design

- Makita-built 4-pole motor delivers 750 in.lbs. of Max Torque, 25% more than the previous model†
- Mechanical 2-speed transmission (0-400 & 0-2,000 RPM) for a wide range of drilling and fastening applications
- Extreme Protection Technology (XPT) engineered for improved dust and water resistance for operation in harsh job site conditions

Model XFD03 Includes: 2 ea. 3.0 Ah Battery (BL1830), Rapid Optimum Charger (DC18RC), Side Handle (419216-0), Bit Holder (452947-8), Tool Case
 Model XFD03Z Includes: Tool only - battery and charger not included

Capacities:	Steel (1/2"), Wood (3")
No Load Speed	0 - 400 / 0 - 2,000 RPM
Maximum Torque	750 in.lbs./84N·m
Battery	18v LXT® Lithium-Ion
Overall Length	8-7/8"
Net Weight (w/battery)	5 lbs.
Shipping Weight	15.5 lbs.

† Compared to LXF01



XFD01

18v LXT® 1/2" DRIVER-DRILL KIT
480 in.lbs. of Max Torque in a Compact Design

- Makita-built 4-pole motor delivers 480 in.lbs. of Max Torque and 290 in.lbs. of PTI Torque
- Variable 2-speed (0-400 & 0-1,500 RPM) covers a wide range of drilling and driving applications
- Compact and ergonomic design at only 7-9/16" long
- Weighs only 3.8 lbs. with battery for reduced operator fatigue
- Built-in L.E.D. light with afterglow illuminates the work area

Model XFD01 Includes: 2 ea. 3.0 Ah Battery (BL1830), Rapid Optimum Charger (DC18RC), Tool Case
 Model XFD01Z Includes: Tool only - battery and charger not included

Capacities:	Steel (1/2"), Wood (1/2")
No Load Speed	0 - 400 / 0 - 1,500 RPM
Maximum Torque	480 in.lbs./54N·m
Overall Length	7-9/16"
Net Weight (w/battery)	3.3 lbs.
Shipping Weight	9.9 lbs.



XAD02

18v LXT® 3/8" ANGLE DRILL KIT
Close Quarters Drilling & Driving

- Makita-built 4-pole motor delivers 121 in.lbs. of Max Torque
- Variable speed (0-1,800 RPM) for a wide range of drilling and driving applications
- 3/8" keyless chuck for fast and easy bit installation and removal
- Compact 3-1/2" angle head height for use in close quarters
- Compact and ergonomic design at only 12-3/8"
- Weighs only 4.0 lbs. with battery for reduced operator fatigue

Model XAD02 Includes: 2 ea. 3.0 Ah Battery (BL1830), Rapid Optimum Charger (DC18RC), Tool Bag
 Model XAD02Z Includes: Tool only - battery and charger not included

Capacities:	Steel (3/8"), Wood (1")
No Load Speed	0 - 1,800 RPM
Maximum Torque	121 in.lbs./14N·m
Battery	18v LXT® Lithium-Ion
Overall Length	12-3/8"
Net Weight (w/battery)	4 lbs.
Shipping Weight	13.3 lbs.



XAD01

18v LXT® 3/8" ANGLE DRILL KIT
Close Quarters Drilling & Driving

- Makita-built 4-pole motor delivers 121 in.lbs. of Max Torque
- Variable speed (0-1,800 RPM) for a wide range of drilling and driving applications
- 3/8" keyed metal chuck for improved bit gripping power
- Compact 2-5/8" angle head height for use in close quarters
- Compact and ergonomic design at only 12-3/8" long
- Weighs only 4.0 lbs. with battery for reduced operator fatigue
- Built-in L.E.D. light with afterglow illuminates the work area

Model XAD01 Includes: 2 ea. 3.0 Ah Battery (BL1830), Rapid Optimum Charger (DC18RC), Tool Bag
 Model XAD01Z Includes: Tool only - battery and charger not included

Capacities:	Steel (3/8"), Wood (1")
No Load Speed	0 - 1,800 RPM
Maximum Torque	121 in.lbs./14N·m
Battery	18v LXT® Lithium-Ion
Overall Length	12-3/8"
Net Weight (w/battery)	4 lbs.
Shipping Weight	13.3 lbs.

BL MOTOR BRUSHLESS

UP TO **50% LONGER RUN TIME**

INCREASED POWER & SPEED

LONGER LIFE BRUSHLESS MOTOR

LONGER LIFE BRUSHLESS MOTOR



Makita-Built BL™ Brushless Motor
 Delivers increased motor efficiency to provide up to 50% longer battery life per charge

UP TO **50% LONGER RUN TIME**



Electronically-controlled BL™ Motor is optimized for more efficient operation

Learn More makitatools.com/LXTbrushless



4.0Ah BATTERY
BRUSHLESS
XDT09M XPT™
XDT09Z Tool Only

18v LXT® BRUSHLESS 3-SPEED IMPACT DRIVER KIT

High Performance with Brushless Motor

- Quick-Shift Mode™ selector has an automatic controller that downshifts and reduces rotation and impact speed prior to driving screw into place
- BL™ Brushless Motor delivers 1,550 in.lbs. of Max Torque
- Efficient BL™ Brushless motor is electronically controlled to optimize battery energy use for up to 50% longer run time per charge
- Features Extreme Protection Technology (XPT) engineered to provide increased dust and water resistance

Model XDT09M Includes: 2 ea. 4.0 Ah Battery (BL1840), Rapid Optimum Charger (DC18RC), Tool Case

Hex Shank	1/4"
Impacts Per Minute	0 - 1,100 / 0 - 2,600 / 0 - 3,800 IPM
No Load Speed	0 - 1,100 / 0 - 2,100 / 0 - 3,600 RPM
Maximum Torque	1,550 in.lbs./175N·m
Battery	18v LXT® Lithium-Ion
Overall Length	4-11/16"
Net Weight (w/battery)	3.3 lbs.
Shipping Weight	10.3 lbs.



BRUSHLESS
XDT01 XPT™
XDT01Z Tool Only

18v LXT® BRUSHLESS 3-SPEED IMPACT DRIVER

3-Speed Power Selection for Precise Fastening Control

- Efficient BL™ Brushless motor is electronically controlled to optimize battery energy use for up to 50% longer run time per charge
- Makita-built Brushless Motor delivers 1,460 in.lbs. of Max Torque
- 3-speeds (0-1,300, 0-2,000, 0-2,600 RPM & 0-1,300, 0-2,000 / 2,600 IPM) for a wide range of applications
- Compact and ergonomic design at only 5-1/2" long

Model XDT01 Includes: 2 ea. 3.0 Ah Battery (BL1830), Rapid Optimum Charger (DC18RC), Tool Case

Model XDT01Z Includes: Tool only - battery and charger not included

Hex Shank	1/4"
No Load Speed	0 - 1,300 / 0 - 2,000 / 0 - 2,600 RPM
Impacts Per Minute	0 - 1,300 / 0 - 2,800 / 0 - 3,400 IPM
Maximum Torque	1,460 in.lbs./165N·m
Battery	18v LXT® Lithium-Ion
Overall Length	5-1/2"
Net Weight (w/battery)	3.3 lbs.
Shipping Weight	10.3 lbs.



BRUSHLESS
XDT08 XPT™
XDT08Z Tool Only

18v LXT® BRUSHLESS IMPACT DRIVER KIT

Brushless Motor Delivers up to 50% Longer Run Time Per Charge

- The BL™ Brushless Motor eliminates carbon brushes, enabling the BL™ Motor to run cooler and more efficiently for longer life
- BL™ Brushless Motor delivers 1,420 in.lbs. of Max Torque
- Variable speed (0-2,500 RPM & 0-3,200 IPM) for a wide range of fastening applications
- BL™ Brushless Motor eliminates carbon brushes, to run cooler and more efficiently for longer life

Model XDT08 Includes: 2 ea. 3.0 Ah Battery (BL1830), Rapid Optimum Charger (DC18RC), Tool Case

Model XDT08Z Includes: Tool only - battery and charger not included

Hex Shank	1/4"
No Load Speed	0 - 2,500 RPM
Impacts Per Minute	0 - 3,200 IPM
Maximum Torque	1,420 in.lbs./160N·m
Battery	18v LXT® Lithium-Ion
Overall Length	5-7/8"
Net Weight (w/battery)	3.4 lbs.
Shipping Weight	10.5 lbs.



BRUSHLESS
XDT04 XPT™
XDT04Z Tool Only

18v LXT® IMPACT DRIVER KIT

Makita-Built 4-Pole Motor Delivers Industrial Fastening Power in a Compact Size

- Variable speed (0-2,300 RPM & 0-3,200 IPM) for a wide range of fastening applications
- Compact and ergonomic design at only 5-7/16" long
- Weighs only 3.3 lbs. with battery for reduced operator fatigue
- Convenient one-touch 1/4" hex chuck for quick bit changes

Model XDT04 Includes: 2 ea. 3.0 Ah Battery (BL1830), Rapid Optimum Charger (DC18RC), Tool Case

Model XDT04Z Includes: Tool only - battery and charger not included

Hex Shank	1/4"
No Load Speed	0 - 2,300 RPM
Impacts Per Minute	0 - 3,200 IPM
Maximum Torque	1,420 in.lbs./160N·m
Battery	18v LXT® Lithium-Ion
Overall Length	5-7/16"
Net Weight (w/battery)	3.3 lbs.
Shipping Weight	12 lbs.



BRUSHLESS
XPT03 HYBRID 4 FUNCTION™
XPT03Z Tool Only

18v LXT® HYBRID™ IMPACT DRIVER KIT

4 Tools in 1

- Hybrid 4-function tool with impact, hammer, driver and drill all in one
- Variable 2-speed (0-700 & 0-2,300 RPM) for a wide range of drilling, driving and fastening applications
- Makita-built 4-pole motor delivers 1,240 in.lbs. of impact Max Torque
- Convenient 1/4" hex chuck for quick bit changes
- Compact and ergonomic design at only 7-3/8" long

Model XPT03 Includes: 2 ea. 3.0 Ah Battery (BL1830), Rapid Optimum Charger (DC18RC), Tool Bag

Model XPT03Z Includes: Tool only - battery and charger not included

Hex Shank	1/4"
No Load Speed	0 - 700 / 0 - 2,300 RPM
Impacts Per Minute	0 - 3,200 IPM
Maximum Torque	1,240 in.lbs./140N·m
Blows Per Minute	0 - 27,600 BPM
Battery	18v LXT® Lithium-Ion
Overall Length	7-3/8"
Net Weight (w/battery)	4.1 lbs.
Shipping Weight	13.2 lbs.



4.0Ah BATTERY
OIL-IMPULSE™
BRUSHLESS
XST01M XPT™
XST01Z Tool Only

18v LXT® BRUSHLESS 3-SPEED IMPACT DRIVER KIT

Up to 30% Lower Noise for Quiet Operation

- Oil-Impulse™ Technology utilizes oil to hydraulically drive the impact mechanism for lower noise and increased efficiency
- Quick-Shift Mode™ selector has an automatic electronic controller that downshifts and reduces rotation and impact speed prior to driving screw
- The BL™ Brushless Motor eliminates carbon brushes, enabling the BL™ Motor to run cooler and more efficiently for longer life

Model XST01M Includes: 2 ea. 4.0 Ah Battery (BL1840), Rapid Optimum Charger (DC18RC), Tool Case

Model XST01Z Includes: Tool only - battery and charger not included

Hex Shank	1/4"
No Load Speed	0 - 3,200 / 0 - 2,000 / 0 - 1,200 RPM
Impacts Per Minute	0 - 2,700 / 0 - 2,200 / 0 - 1,400 IPM
Maximum Torque	355 in.lbs./40N·m
Battery	18v LXT® Lithium-Ion
Overall Length	5-3/8"
Net Weight (w/battery)	3.2 lbs.
Shipping Weight	10.2 lbs.



BRUSHLESS
XLT01 XPT™
XLT01Z Tool Only

18v LXT® ANGLE IMPACT DRIVER KIT

Ideal for Fastening in Close Quarters

- Makita-built motor delivers 530 in.lbs. of Max Torque
- Variable speed (0-2,000 RPM & 0-3,000 IPM) for a wide range of fastening applications
- Compact 2-1/8" angle head height for use in close quarters
- Large paddle switch with soft grip provides increased comfort
- Long, ergonomic body design provides maximum reach
- Weighs only 3.9 lbs. with battery for reduced operator fatigue

Model XLT01 Includes: 2 ea. 3.0 Ah Battery (BL1830), Rapid Optimum Charger (DC18RC), Tool Bag

Model XLT01Z Includes: Tool only - battery and charger not included

Hex Shank	1/4"
No Load Speed	0 - 2,000 RPM
Impacts Per Minute	0 - 3,000 IPM
Maximum Torque	530 in.lbs./60N·m
Battery	18v LXT® Lithium-Ion
Overall Length	15-1/4"
Net Weight (w/battery)	3.9 lbs.
Shipping Weight	12.4 lbs.



BRUSHLESS
XWT01 XPT™
XWT01Z Tool Only

18v LXT® 7/16" HIGH-TORQUE IMPACT WRENCH KIT

Quick Change 7/16" Hex Chuck Designed for Electric Power and Telephone Utility Companies

- Engineered for drilling and fastening into treated wood utility poles without rotational torque to help maintain balance
- Makita-built motor delivers 325 ft.lbs. of Max Torque, with 1,900 RPM and 2,200 IPM for powerful drilling and fastening

Model XWT01 Includes: 2 ea. 3.0 Ah Battery (BL1830), Rapid Optimum Charger (DC18RC), Tool Bag

Model XWT01Z Includes: Tool only - battery and charger not included

Hex Shank	7/16"
No Load Speed	1,900 RPM
Impacts Per Minute	2,200 IPM
Maximum Torque	325 ft.lbs./440 N·m
Battery	18v LXT® Lithium-Ion
Overall Length	10-3/4"
Net Weight (w/battery)	7.8 lbs.
Shipping Weight	17 lbs.



NEW XWT04M

18v LXT® 1/2" HIGH TORQUE IMPACT WRENCH KIT

All the Power Needed

- Makita-built motor delivers 325 ft.lbs. of Max Torque, with 1,600 RPM and 2,200 IPM for superior fastening power
- Shock absorbent handle protects battery housing for extra durability
- Rocker switch for forward/reverse operation
- Rubberized soft grip handle provides increased comfort
- Compact and ergonomic design at only 10-1/2" long

Model XWT04M Includes: 2 ea. 4.0 Ah Battery (BL1840), Rapid Optimum Charger (DC18RC), Tool Bag
Model XWT04Z Includes: Tool only - battery and charger not included

Square Drive	1/2"
No Load Speed	1,600 RPM
Impacts Per Minute	2,200 IPM
Maximum Torque	325 ft.lbs./440 N-m
Battery	18v LXT® Lithium-Ion
Overall Length	10-1/2"
Net Weight (w/battery)	7.5 lbs.
Shipping Weight	16.3 lbs.



NEW XWT02M

18v LXT® BRUSHLESS 3-SPEED 1/2" IMPACT WRENCH KIT

Improved Fastening Control

- BL™ Brushless Motor delivers 210 ft.lbs. of Max Torque
- Efficient BL™ Brushless Motor is electronically controlled to optimize battery energy use for up to 50% longer run time per charge
- The BL™ Brushless Motor eliminates carbon brushes, enabling the BL™ Motor to run cooler and more efficiently for longer life
- Compact and ergonomic design at only 5-3/4" long

Model XWT02M Includes: 2 ea. 4.0 Ah Battery (BL1840), Rapid Optimum Charger (DC18RC), Tool Bag
Model XWT02Z Includes: Tool only - battery and charger not included

Square Drive	1/2"
No Load Speed	0 - 1,600 / 0 - 2,100 / 0 - 2,800 RPM
Impacts Per Minute	0 - 1,800 / 0 - 2,600 / 0 - 3,500 IPM
Maximum Torque	210 ft.lbs./280 N-m
Battery	18v LXT® Lithium-Ion
Overall Length	5-3/4"
Net Weight (w/battery)	3.8 lbs.
Shipping Weight	12.5 lbs.



XWT05

18v LXT® 1/2" IMPACT WRENCH KIT

Great for Mechanics, Installers & Builders

- Makita-built 4-pole motor delivers 170 ft.lbs. of Max Torque
- 0-2,100 RPM & 0-3,200 IPM for a wide range of fastening applications
- Compact and ergonomic design at only 6-1/2" long
- Weighs only 3.8 lbs. with battery for reduced operator fatigue
- Built-in L.E.D. light illuminates the work area

Model XWT05 Includes: 2 ea. 3.0 Ah Battery (BL1830), Rapid Optimum Charger (DC18RC), Tool Bag
Model XWT05Z Includes: Tool only - battery and charger not included

Square Drive	1/2"
No Load Speed	0 - 2,100 RPM
Impacts Per Minute	0 - 3,200 IPM
Maximum Torque	170 ft.lbs./230 N-m
Battery	18v LXT® Lithium-Ion
Overall Length	6-1/2"
Net Weight (w/battery)	3.8 lbs.
Shipping Weight	12.6 lbs.



XWT06

18v LXT® 3/8" IMPACT WRENCH KIT

Perfect for Automotive Mechanics

- Makita-built 4-pole motor delivers 155 ft.lbs. of Max Torque
- Variable speed (0-2,100 RPM & 0-3,200 IPM) for a wide range of fastening applications
- Compact and ergonomic design at only 6-1/8" long
- Weighs only 3.4 lbs. with battery for reduced operator fatigue
- Rubberized soft grip handle provides increased comfort on the job

Model XWT06 Includes: 2 ea. 3.0 Ah Battery (BL1830), Rapid Optimum Charger (DC18RC), Tool Bag
Model XWT06Z Includes: Tool only - battery and charger not included

Square Drive	3/8"
No Load Speed	0 - 2,100 RPM
Impacts Per Minute	0 - 3,200 IPM
Maximum Torque	155 ft.lbs./210 N-m
Battery	18v LXT® Lithium-Ion
Overall Length	6-1/8"
Net Weight (w/battery)	3.4 lbs.
Shipping Weight	12.4 lbs.



XLT02

18v LXT® 3/8" ANGLE IMPACT WRENCH KIT

3/8" Angle Wrench for Work in Tight Spaces

- Makita-built motor delivers 44 ft.lbs. of Max Torque
- Variable speed (0-2,000 RPM & 0-3,000 IPM) for a wide range of fastening applications
- Compact 2-1/4" angle head height for use in close quarters
- Long, ergonomic body design provides maximum reach
- Weighs only 3.9 lbs. with battery for reduced operator fatigue

Model XLT02 Includes: 2 ea. 3.0 Ah Battery (BL1830), Rapid Optimum Charger (DC18RC), Tool Bag
Model XLT02Z Includes: Tool only - battery and charger not included

Square Drive	3/8"
No Load Speed	0 - 2,000 RPM
Impacts Per Minute	0 - 3,000 IPM
Maximum Torque	44 ft.lbs./60 N-m
Battery	18v LXT® Lithium-Ion
Overall Length	15-1/4"
Net Weight (w/battery)	3.3 lbs.
Shipping Weight	12.4 lbs.

7-1/4" INDUSTRY STANDARD



XSH01X

18v X2 LXT® (36v) 7-1/4" CIRCULAR SAW KIT

- Makita-built motor delivers 4,800 RPM for fast cutting and ripping
- Two 18v LXT® Lithium-Ion batteries deliver up to 2.5X more cuts per charge*
- Large cutting capacity (2-5/8" at 90°) and bevel capacity (0°-50°) with a positive stop at 45°
- Reinforced magnesium base for durability

Model XSH01X Includes: 2 ea. 3.0 Ah Battery (BL1830), Rapid Optimum Charger (DC18RC), 7-1/4" 24T Ultra-Coated Framing Blade (A-94530-A), Tool Bag
Model XSH01Z Includes: Tool only - battery and charger not included

Blade Diameter	7-1/4"
Arbor	5/8"
Max. Cutting Capacity:	90° (2-5/8"), 45° (1-7/8"), 50° (1-11/16")
No Load Speed	4,800 RPM
Battery	2X 18v X2 LXT® Lithium-Ion
Overall Length	14"
Net Weight (w/battery)	10.1 lbs.
Shipping Weight	19.3 lbs.

UP TO 250 CUTS PER CHARGE†

DELIVERS 7-1/4" CORDED POWER & SPEED††

UP TO 5 lbs. LESS WEIGHT‡

† Performance testing by independent test lab (Intertek) using (3) Makita® XSH01Z 7-1/4" Circular Saws, (6) BL1830 18v LXT® Batteries and (3) DC18RC Rapid Optimum Chargers. Average results based on cross-cutting 2x4 lumber through three discharges on three XSH01Z units.
†† Time to cross-cut 2x10 lumber when compared to Makita® S007F
‡ Weight comparison only to SKILSAW® SHD7M weighing 15.3 lbs. SKILSAW® is a registered trademark property of Robert Bosch GmbH, Germany which is not affiliated with Makita® and is used for comparison purposes only.



XSH03M

18v LXT® BRUSHLESS 6-1/2" CIRCULAR SAW KIT

- BL™ Motor delivers 5,000 RPM for faster cutting and ripping
- Automatic Speed Change™ technology adjusts speed and torque during operation for optimum performance
- Compact and ergonomic design at only 13-3/4" long
- Weighs only 7.3 lbs. with battery for reduced operator fatigue
- Large cutting capacity (2-1/4" at 90°) and bevel capacity (0°-50°)
- 3-stage L.E.D. gauge indicates battery charge level

Model XSH03M Includes: 6-1/2" 24T Carbide-Tipped Circular Saw Blade (A-85092), 2 ea. 4.0 Ah Battery (BL1840), Rapid Optimum Charger (DC18RC), Tool Bag
Model XSH03Z Includes: Tool only - battery and charger not included

Blade Diameter	6-1/2"
Arbor	5/8"
Max. Cutting Capacity:	45° (1-5/8"), 50° (1-7/16")
No Load Speed	5,000 RPM
Battery	18v LXT® Lithium-Ion
Overall Length	13-3/4"
Net Weight (w/battery)	7.3 lbs.
Shipping Weight	15.6 lbs.

*Compared to Makita 5007 Series **Compared to Makita B55611Z



XSS01

18v LXT® 6-1/2" CIRCULAR SAW KIT
Cuts 2X Material at 45°

- Makita-built motor delivers 3,700 RPM for faster cutting and ripping through wood
- Built-in L.E.D. light illuminates the work area
- 50° maximum bevel cutting capacity
- Built-in dust blower keeps the line of cut free of debris for more accurate cuts
- Heavy gauge, precision machined base for smooth, accurate cutting and added durability

Model XSS01 Includes: 2 ea. 3.0 Ah Battery (BL1830), Rapid Optimum Charger (DC18RC), Saw Blade, Tool Case
Model XSS01Z Includes: Tool only - battery and charger not included

Blade Diameter	6-1/2"
Arbor	5/8"
Max. Cutting Depth:	90° (2-1/4"), 45° (1-9/16")
No Load Speed	3,700 RPM
Battery	18v LXT® Lithium-Ion
Overall Length	13-5/8"
Net Weight (w/battery)	7.6 lbs.
Shipping Weight	19 lbs.



XSS02Z

18v LXT® 6-1/2" CIRCULAR SAW (TOOL ONLY)
2-1/4" Maximum Cutting Capacity

- Makita-built motor delivers 3,700 RPM for faster cutting
- Heavy gauge machined base for smooth and accurate cutting
- 50° maximum bevel cutting capacity
- Weighs only 7.3 lbs. with battery (battery not included) for reduced operator fatigue.
- 6-1/2" blade delivers a 2-1/4" cutting capacity for a wide range of cutting applications

Model XSS02Z Includes: Tool Only - With 1 ea. Blade (A-96023); Battery and charger not included

Blade Diameter	6-1/2"
Arbor	5/8"
Max. Cutting Depth:	90° (2-1/4"), 45° (1-9/16")
No Load Speed	3,700 RPM
Battery	18v LXT® Lithium-Ion
Overall Length	13-5/8"
Net Weight (w/battery)	7.3 lbs.
Shipping Weight	8.2 lbs.



XSS03

18v LXT® 5-3/8" CIRCULAR TRIM SAW KIT
Weighs Only 6.0 lbs.

- Makita-built motor delivers 3,600 RPM for faster cutting
- Weighs only 6.0 lbs. with battery for reduced operator fatigue
- Built-in dust blower keeps the line of cut free of debris for more accurate cuts
- Heavy gauge, precision machined base for smooth, accurate cutting and added durability
- Electric brake for maximum productivity

Model XSS03 Includes: 2 ea. 3.0 Ah Battery (BL1830), Rapid Optimum Charger (DC18RC), 5-3/8" 16T Carbide-Tipped Circular Saw Blade (A-94904), Tool Bag
Model XSS03Z Includes: Tool only - battery and charger not included

Blade Diameter	5-3/8"
Arbor	5/8"
Max. Cutting Depth:	90° (2"), 45° (1-3/8")
No Load Speed	3,600 RPM
Battery	18v LXT® Lithium-Ion
Overall Length	14-3/8"
Net Weight (w/battery)	6 lbs.
Shipping Weight	16.7 lbs.



XRJ01

18v LXT® COMPACT RECIPRO SAW
Compact Design for Close Quarter Cutting

- Variable speed (0 - 3,000 SPM) with a 1/2" stroke length for faster and more efficient cutting
- Makita exclusive dual-position on/off switch allows for either paddle or trigger switch operation
- "Tool-less" blade change system allows for faster blade installation and removal for increased productivity
- Compact and ergonomic design at 15-5/8" long

Model XRJ01 Includes: 2 ea. 3.0 Ah Battery (BL1830), Rapid Optimum Charger (DC18RC), 4" 18TPI Metal Cutting Recipro Saw Blade (B-20404), 4" 6TPI Wood Cutting Recipro Saw Blade (B-20432), Tool Bag
Model XRJ01Z Includes: Tool only - battery and charger not included

Length of Stroke	1/2"
Max. Cutting Capacity:	Pipe (2"), Wood (2")
Strokes Per Minute	0 - 3,000 SPM
Battery	18v LXT® Lithium-Ion
Overall Length	15-5/8"
Net Weight (w/battery)	3.9 lbs.
Shipping Weight	13 lbs.



XRJ02

18v LXT® RECIPRO SAW KIT
"Tool-less" Blade Change and Shoe Adjustment

- Makita-built variable speed motor delivers 0-2,900 strokes per minute and a 1-1/8" stroke length for faster cutting
- Large 2-finger variable speed trigger for added convenience
- Retractable tool hook secures the tool when not in use
- Soft grip handle provides increased comfort on the job
- Compact and ergonomic design at only 19-5/8" long
- Weighs only 8.2 lbs. with battery for reduced operator fatigue

Model XRJ02 Includes: 2 ea. 3.0 Ah Battery (BL1830), Rapid Optimum Charger (DC18RC), 6" Recipro Saw Blade (723054-A-1), Tool Case
Model XRJ02Z Includes: Tool only - battery and charger not included

Length of Stroke	1-1/8"
Max. Cutting Capacity:	Pipe (5-1/8"), Wood w/ 12" blade (10")
Strokes Per Minute	0 - 2,900 SPM
Battery	18v LXT® Lithium-Ion
Overall Length	19-5/8"
Net Weight (w/battery)	8.2 lbs.
Shipping Weight	17.7 lbs.



XRJ03Z

18v LXT® RECIPRO SAW (TOOL ONLY)
2,900 SPM and 1-1/8" Stroke for Fast Cutting

- Makita-built variable speed motor delivers 0-2,900 strokes per minute and a 1-1/8" length stroke to provide faster cutting
- "Tool-less" blade change system allows for faster blade installation and removal for increased productivity
- Compact and ergonomic design at only 17-3/4" long
- Weighs only 7.9 lbs. with battery (battery not included) for reduced operator fatigue

Model XRJ03Z Includes: Tool Only - 6" Recipro Saw Blade (723054-A); Battery and charger not included

Length of Stroke	1-1/8"
Max. Cutting Capacity:	Pipe (5-1/8"), Wood w/ 12" blade (10")
Strokes Per Minute	0 - 2,900 SPM
Battery	18v LXT® Lithium-Ion
Overall Length	17-3/4"
Net Weight (w/battery)	7.9 lbs.
Shipping Weight	8 lbs.



XVJ02Z

18V LXT® BRUSHLESS JIG SAW (TOOL ONLY)
Up To 45% Faster Cutting*

- Makita-built brushless motor and 3 orbital settings plus straight cutting deliver faster and more accurate cuts in a variety of materials
- Variable 6-speed control dial (800 - 3,500 SPM) enables user to match the speed to the application
- Efficient BL™ Brushless motor is electronically controlled to optimize battery energy use for up to 50% longer run time per charge
*Compared to XVJ03

Model XVJ02Z Includes: Tool Only - Jig Saw Blade (792529-7-1); Battery and charger not included

Length of Stroke	1"
Max Cutting Capacity at 90°:	Aluminum (25/32"), Mild Steel (3/8"), Wood (5-5/16")
Strokes Per Minute	800 - 3,500 SPM
No Load Speed	800 - 3,500 RPM
Blade Shank	"T" Tang
Battery	18V LXT® Lithium-Ion
Overall Length	10-1/2"
Net Weight	5.8 lbs.
Shipping Weight	5.3 lbs.



XVJ03

18v LXT® JIG SAW KIT
Custom Cutting Without a Cord

- Makita-built variable speed motor delivers 0-2,600 strokes per minute for fast and efficient cutting
- 3 orbital settings plus straight cutting for use in a variety of materials
- "Tool-less" blade change system allows for faster blade installation and removal for increased productivity
- Large 2-finger variable speed trigger for added convenience
- Heavy gauge, precision machined base for smooth, accurate cutting and added durability

Model XVJ03 Includes: 2 ea. 3.0 Ah Battery (BL1830), Rapid Optimum Charger (DC18RC), Jig Saw Blade (792729-9-1), Anti-Splintering Insert (415524-7), Cover Plate (417852-6), Hex Wrench (783202-0), Tool Bag
Model XVJ03Z Includes: Tool only - battery and charger not included

Length of Stroke	1"
Max. Cutting Capacity at 90°:	Wood (5-5/16"), Steel (3/8")
Strokes Per Minute	0 - 2,600 SPM
Blade Shank	"T" Tang
Battery	18v LXT® Lithium-Ion
Overall Length	10-1/8"
Net Weight (w/battery)	6.1 lbs.
Shipping Weight	14.1 lbs.



HRH01
36V LXT®
1" ROTARY HAMMER
Corded Speed & Power
Without the Cord

- Makita-built motor delivers 0 - 1,200 RPM & 0 - 4,800 BPM
- Ergonomically designed vibration absorbing handle
- 3-mode operation for "rotation only", "hammering with rotation" or "hammering only" for multiple applications
- One-touch sliding chuck for quick bit changes
- Torque Limiting Clutch engineered to prevent gear damage by automatically disengaging gears if the bit binds

Model HRH01 Includes: 2 ea. Battery (BL3626), Rapid Optimum Charger (DC36RA), Side Handle (450990-1), Depth Gauge (324219-0), Tool Case

Capacities:	Concrete (1"), Steel (1/2"), Wood (1-1/4")
No Load Speed	0 - 1,200 RPM
Blows Per Minute	0 - 4,800 BPM
Impact Energy	3 J
Bit Type	Accepts SDS-PLUS
Battery	36V LXT® Lithium-Ion
Overall Length	14-1/4"
Net Weight (w/battery)	9.9 lbs.
Shipping Weight	25.3 lbs.

18v SOLUTION FOR CORDED POWER DEMANDS

2X FASTER DRILLING*

7 seconds / 75 holes
 XRH05Z

XRH04 14 seconds / 25 holes

XRH03 14 seconds / 25 holes

3X MORE RUN TIME*

* 5/8" holes to a 2-3/8" depth

* 3/8" holes to a 2-3/8" depth

EQUAL TO CORDED

XRH05Z VS. HR2475

Cord	NO	YES
Impact Energy	3.0J	2.7J
RPM	1,200	1,100
BPM	4,800	4,500



Uses 2 18v LXT Batteries not included



BRUSHLESS
XRH011X
18v LXT® BRUSHLESS
1" ROTARY HAMMER KIT
Built-on HEPA Vacuum

- The built-on vacuum attachment captures concrete dust during drilling and is activated by the tool for operator convenience
- Vacuum powered by separate motor to maintain tool drilling performance, and provide a 2-second delay to capture remaining concrete dust
- Efficient HEPA filtration system captures 99.75% of particulates .3 microns and larger
- Efficient BL™ Brushless motor is electronically controlled

Model XRH011X Includes: 2 ea. 3.0 Ah Battery (BL1830), Rapid Optimum Charger (DC18RC), Dust Collection Vacuum Attachment (DX01), Side Handle (158057-6), Depth Gauge (324219-0), Tool Bag
 Model XRH012VX Includes: HEPA vacuum (DX01), Tool Bag. Battery and charger not included

Capacities:	Concrete (1"), Steel (1/2"), Wood (1-1/16")
No Load Speed	0 - 950 RPM
Blows Per Minute	0 - 4,700 BPM
Impact Energy	1.9 J
Bit Type	Accepts SDS-PLUS
Battery	18v LXT® Lithium-Ion
Overall Length	14-5/8"
Net Weight (w/battery)	10.2 lbs.
Shipping Weight	14.8 lbs.

NEW XRH05Z Tool Only - Battery & Charger not included

18v X2 LXT® LITHIUM-ION
1" ROTARY HAMMER (TOOL ONLY)

18 Volt Solution for Corded Power Demands

- Two 18V LXT® Lithium-Ion batteries deliver the power and run time for corded demands without leaving the 18V LXT® platform
- Makita-built motor delivers 0-1,250 RPM, 0-5,000 BPM and 3.0 Joules of impact energy for fast drilling
- Vibration-absorbing handle engineered for increased operator comfort

Model XRH05Z Includes: Side Handle (450990-1), Depth Gauge (324219-0), Tool Bag; Battery and charger not included

Capacities:	Concrete (1"), Steel (1/2"), Wood (1-1/4")
No Load Speed	0 - 1,255 RPM
Blows Per Minute	0 - 5,000 BPM
Impact Energy	3 J
Bit Type	Accepts SDS-PLUS
Battery	18v LXT® Lithium-Ion
Overall Length	13-3/4"
Net Weight (w/battery)	10.1 lbs.
Shipping Weight	14 lbs.



BRUSHLESS
XRH01Z Tool Only - Battery & Charger not included

18v LXT® BRUSHLESS
1" ROTARY HAMMER (TOOL ONLY)
Efficient BL™ Brushless Motor

- Efficient BL™ Brushless motor is electronically controlled to optimize battery energy use for up to 50% longer run time per charge
- The BL™ Brushless Motor eliminates carbon brushes, enabling the BL™ Motor to run cooler and more efficiently for longer life
- Compact and ergonomic design at only 12-7/8" long
- Weighs only 7.2 lbs. with battery (battery not included)

Model XRH01Z Includes: Side Handle (158057-6), Depth Gauge (234219-0) Battery, charger and case not included

Capacities:	Concrete (1"), Steel (1/2"), Wood (1-1/16")
No Load Speed	0 - 950 RPM
Blows Per Minute	0 - 4,700 BPM
Impact Energy	1.9 J
Bit Type	Accepts SDS-PLUS
Battery	18v LXT® Lithium-Ion
Overall Length	12-7/8"
Net Weight (w/battery)	7.2 lbs.
Shipping Weight	7.1 lbs.



XRH04 XRH04Z Tool Only

18v LXT®
7/8" ROTARY HAMMER KIT
Compact Pistol Grip Design

- Makita-built variable speed motor delivers 0-1,100 RPM and 0-4,000 BPM
- 3-mode operation for "Rotation Only", "Hammering with Rotation" or "Hammering Only" for multiple applications
- Built-in clutch reduces gear damage by automatically disengaging gears if bit binds
- Faster drilling with synchronized RPM and BPM
- Job site tested shock absorbent handle protects the battery housing for extra durability

Model XRH04 Includes: 2 ea. 3.0 Ah Battery (BL1830), Rapid Optimum Charger (DC18RC), Side Handle (158057-6), Depth Gauge (324219-0), Tool Bag
 Model XRH04Z Includes: Tool only - battery and charger not included

Capacities:	Concrete (7/8"), Steel (1/2"), Wood (1")
No Load Speed	0 - 1,100 RPM
Blows Per Minute	0 - 4,000 BPM
Impact Energy	1.9 J
Bit Type	Accepts SDS-PLUS
Battery	18v LXT® Lithium-Ion
Overall Length	16-3/8"
Net Weight (w/battery)	7.7 lbs.
Shipping Weight	16.8 lbs.



XRH03 XRH03Z Tool Only

18v LXT®
7/8" ROTARY HAMMER KIT
Faster Drilling with Synchronized RPM & BPM

- Makita-built variable speed motor delivers 0 - 1,100 RPM & 0 - 4,000 BPM
- 3-mode operation for "rotation only", "hammering with rotation" or "hammering only" for multiple applications
- Large 2-finger variable speed trigger for added convenience
- Faster drilling with synchronized RPM and BPM
- One-touch sliding chuck for quick bit changes

Model XRH03 Includes: 2 ea. 3.0 Ah Battery (BL1830), Rapid Optimum Charger (DC18RC), Side Handle (158057-6), Depth Gauge (324219-0), Tool Bag
 Model XRH03Z Includes: Tool only - battery, charger and bag not included

Capacities:	Concrete (7/8"), Steel (1/2"), Wood (1")
No Load Speed	0 - 1,100 RPM
Blows Per Minute	0 - 4,000 BPM
Impact Energy	1.9 J
Bit Type	Accepts SDS-PLUS
Battery	18v LXT® Lithium-Ion
Overall Length	14-1/8"
Net Weight (w/battery)	7.7 lbs.
Shipping Weight	17.4 lbs.



XRVO1 / XRVO2 XRVO1Z Tool Only XRVO2Z Tool Only

18v LXT®
CONCRETE VIBRATOR KITS
Only 7.7 lbs. for Comfortable Operation

- Makita-built motor delivers 13,000 VPM to help increase strength of concrete
- Dual-directional switch to conveniently hold the tool in either horizontal or vertical positions
- Up to 25 minute run-time under load
- Compact and ergonomic design
- Weighs only 7.7 lbs. (XRVO1) and 11.4 lbs. (XRVO2) with battery for reduced operator fatigue

Model XRV01 & XRVO2 Include: 2 ea. 3.0 Ah Battery (BL1830), Rapid Optimum Charger (DC18RC)
 Model XRV01Z & XRVO2Z Include: Tool only - battery and charger not included

No Load Vibrations/Min:	XRVO1 (13,000), XRVO2 (12,500)
Vibrator Diameter	1"
Vibrator Length	XRVO1 (8-11/16"), XRVO2 (8-11/16")
Shaft Length	XRVO1 (48"), XRVO2 (96")
Battery	18v LXT® Lithium-Ion
Overall Length	XRVO1 (58-1/2"), XRVO2 (105-1/2")
Net Weight (w/battery)	XRVO1 (7.7 lbs.), XRVO2 (11.4 lbs.)
Shipping Weight	XRVO1 (13.2 lbs.), XRVO2 (17.6 lbs.)



XSL01

18v LXT® 7-1/2" COMPOUND MITER SAW KIT
Large Cutting Capacity up to 2-1/16" and 11-3/4" Crosscuts at 90°

- Powerful Makita-built motor delivers 2,200 RPM
- Weighs only 27.5 lbs. with battery for reduced operator fatigue
- Large dimensional lumber capacity: 2" x 12" at 90° and 2" x 8-3/8" at 45°
- Four steel rail sliding system increases rigidity to produce superior accurate cuts

Model XSL01 Includes: 2 ea. 3.0 Ah Battery (BL1830), Rapid Optimum Charger (DC18RC), 7-1/2" (40T) Carbide-Tipped Miter Saw Blade (A-90912), Dust Bag (122852-0), Triangular ruler (762001-3), Vertical vice (122571-8), 2 ea. Extension wing (322312-4), Socket wrench 10 (782223-9)

Model XSL01Z Includes: Tool only - battery and charger not included

Blade Diameter	7-1/2"
Arbor	5/8"
Max. Cutting Capacity (Bevel/Miter):	90°/90° 2-9/16" x 11-3/4", 45°/45° 1" x 11-3/4", 2,200 RPM
No Load Speed	2,200 RPM
Battery	18v LXT® Lithium-Ion
Dimensions (LxWxH)	25-3/4" x 17" x 17-7/8"
Net Weight (w/battery)	27.5 lbs.
Shipping Weight	38 lbs.



XMT035

18v LXT® MULTI-TOOL KIT
"Tool-less" Blade Clamp System for Fast Accessory Installation

- 18v LXT® Lithium-Ion battery provides up to 20 minutes of continuous run time
- Variable speed control dial (6,000-20,000 OPM) enables user to match the speed to the application
- 3.2° oscillation angle engineered for faster, more aggressive cutting and sanding
- Large on/off slide switch with lock-on button for operator convenience
- Includes adapters to fit most competitive accessories

Model XMT035 Includes: 2 ea. 3.0 Ah Battery (BL1830), Rapid Optimum Charger (DC18RC), Makita Multi-Tool Adapter (313249-6), Makita Multi-Tool Adapter (313248-8), 1-1/4" Plunge Saw Blade (BiM) (A-95255), Tool Case

Model XMT03Z Includes: Tool only - battery and charger not included

Oscillations Per Minute	6,000 - 20,000 OPM
Oscillation Angle	3.2°
Battery	18v LXT® Lithium-Ion
Overall Length	13-3/8"
Net Weight (w/battery)	4.9 lbs.
Shipping Weight	13 lbs.



XOB01

18v LXT® 5" RANDOM ORBIT SANDER KIT
Corded Performance without the Cord

- Three speed settings (7,000/9,500/11,000 OPM) engineered for fast material removal
- Up to 40 minutes (low speed) and 20 minutes (high speed) of run time on a single charge
- Large 1/8" random orbit action engineered for fast sanding and swirl-free finish
- One-touch electronic speed control switch provides fast, medium and low settings

Model XOB01 Includes: 2 ea. 3.0 Ah Battery (BL1830), Rapid Optimum Charger (DC18RC), Tool Bag

Model XOB01Z Includes: Tool only - battery and charger not included

Pad Size	4-7/8"
Abrasive Disc Size	5"
Orbits Per Minute	7,000, 9,500, 11,000 OPM
Orbit Diameter	1/8"
Battery	18v LXT® Lithium-Ion
Overall Length	6-7/8"
Net Weight (w/battery)	3.6 lbs.
Shipping Weight	13 lbs.



XPK01

18v LXT® 3-1/4" PLANER KIT
Planes Up to 3-1/4" Wide and 5/64" Deep in a Single Pass

- 2-blade cutter head with double edge carbide blades for added performance and smooth finish
- High power-to-weight ratio; weighs only 7.4 lbs.
- 14,000 RPM motor engineered for fast stock removal
- Click depth adjustment knob with easy-to-read scale with settings from 0" to 5/64"
- Spring-loaded stand elevates the base to protect the blades and workpiece

Model XPK01 Includes: 2 ea. 3.0 Ah Battery (BL1830), Rapid Optimum Charger (DC18RC), Socket Wrench (782209-3), Blade Gauge (123062-2), 3-1/4" Planer Blade Set, Double Edged Tungsten-Carbide (D-46246), Tool Bag

Model XPK01Z Includes: Tool only - battery and charger not included

Planing Width	3-1/4"
Planing Depth	5/64"
No Load Speed	14,000 RPM
Battery	18v LXT® Lithium-Ion
Overall Length	13-1/8"
Net Weight (w/battery)	7.4 lbs.
Shipping Weight	17.5 lbs.



LXJP02

18v LXT® PLATE JOINER KIT
Delivers up to 300 Cuts for #0 Biscuits on a Single Charge

- Rack-and-pinion vertical fence system engineered for accurate fence adjustments
- Cast aluminum pivot fence with three positive stops at 0°, 45° and 90°
- Six depth settings with one-touch stops for #0, #10, and #20
- Cordless plate joiner provides portability and performance without the cord
- Large and easy-to-operate cam locks for fence adjustments

Model LXJP02 Includes: 2 ea. 3.0 Ah Battery (BL1830), Rapid Optimum Charger (DC18RC), 4" Carbide Tip Blade (A-95118), Dust Bag (123150-5), Set Plate (415579-2), 3" x 3/4" Steel Locknut Wrench (782401-1)

Blade Diameter	4"
Max. Cutting Depth	3/4"
No Load Speed	6,500 RPM
Battery	18v LXT® Lithium-Ion
Overall Length	13-3/4"
Net Weight (w/battery)	6.7 lbs.
Shipping Weight	17.3 lbs.

FASTER METAL CUTTING IN A COMPACT DESIGN

Metal Cutting Accessories

30T Ferrous General Purpose Metal Cutting

A-95037



50T Ferrous Thin Metal Cutting

A-94524



56T Ferrous Thin Stainless Cutting

A-95794



50T Non-Ferrous Aluminum Cutting

A-95940



NEW XSC01M / XSC01

18v LXT® 5-3/8" METAL CUTTING SAW KIT

Cuts a Wide Range of Metal Material

- Makita-built motor delivers 3,600 RPM for faster cutting
- Cuts a wide range of metals including Unistrut®, all thread, channel, conduit, pipe, sheet metal, square tubing, steel and more
- Compact and ergonomic design at 13-3/4" long
- Weighs only 5.7 lbs. with battery for reduced operator fatigue
- Rubberized soft grip handle provides increased comfort

UPGRADE YOUR KIT

4.0Ah BATTERY



BL1840

MODEL #'s ENDING WITH "M" = 4.0Ah BATTERY

Model XSC01M Includes: 2 ea. 4.0Ah Battery (BL1840), Rapid Optimum Charger (DC18RC), 5-3/8" 30T Carbide-Tipped Saw Blade, Metal (A-95037), Tool Case

Model XSC01 Includes: Same as XSC01M except 2 ea. 3.0 Ah Battery (BL1830)

Model XSC01Z Includes: Tool only - battery and charger not included

Blade Diameter	5-3/8"
Arbor	5/8"
Max. Cutting Depth	2"
No Load Speed	3,600 RPM
Battery	18v LXT® Lithium-Ion
Overall Length	13-3/4"
Net Weight (w/battery)	5.7 lbs.
Shipping Weight	15.5 lbs.

Kit components may vary from tool kits shown



XBP02

XBP02Z
Tool Only

18v LXT® PORTABLE BAND SAW KIT
4-3/4" x 4-3/4" Cutting Capacity

- 6-setting variable speed control dial enables user to match the speed to the application
- Built-in L.E.D. protection circuit with over-torque control protects motor
- Protective bumper design for added durability
- Tool hook secures the tool when not in use
- Accepts standard 44-7/8" x 1/2" blades
- Makita-built motor delivers faster cutting with 275-530 ft./min.

Model XBP02 Includes: 2 ea. 3.0 Ah Battery (BL1830), Rapid Optimum Charger (DC18RC), PortaBand Blade, 44-7/8" x 1/2" 18TPI, Bi-Metal (792556-A), Tool Bag

Model XBP02Z Includes: Tool only - battery and charger not included

Max. Cutting Capacity	4-3/4" x 4-3/4"
No Load Speed	275 - 530 ft./min.
Blade Length	44-7/8"
Battery	18v LXT® Lithium-Ion
Overall Length	20-5/8"
Net Weight (w/battery)	14.3 lbs.
Shipping Weight	32.5 lbs.



XBP01

XBP01Z
Tool Only

18v LXT® COMPACT BAND SAW
2-1/2" x 2-1/2" Cutting Capacity

- Makita-built motor delivers 630 ft./min. blade speed for fast cutting
- 2-1/2" cutting capacity is ideal for cutting conduit, Unistrut®, copper pipe, threaded rod, angle iron and channel
- Includes a blade wheel cover, saw suitable for appropriate one-handed operation: meets ANSI Standard 60745-2-20
- Accepts standard 32-7/8" x 1/2" blades
- Built-in L.E.D. light illuminates the work area

Model XBP01 Includes: 2 ea. 3.0 Ah Battery (BL1830), Rapid Optimum Charger (DC18RC), Compact Portable Band Saw Blade 32-7/8", 14 TPI (B-40543), Tool Bag

Model XBP01Z Includes: Tool only - battery and charger not included

Max. Cutting Capacity	2-1/2" x 2-1/2"
No Load Speed	630 - ft./min.
Blade Length	32-7/8"
Battery	18v LXT® Lithium-Ion
Overall Length	18-1/2"
Net Weight (w/battery)	7.5 lbs.
Shipping Weight	19 lbs.



XSJ01

XSJ01Z
Tool Only

18v LXT® 18 GAUGE STRAIGHT SHEAR KIT
Swivel Shear Head Rotates 360°

- Makita-built 4-pole motor delivers 2,800 strokes per minute for fast cutting
- Cuts up to 18 gauge mild steel and 20 gauge stainless steel
- Compact and ergonomic design at only 13-3/4" long
- Weighs only 5.3 lbs. with battery (battery not included) for reduced operator fatigue
- Reversible belt-clip attaches to either side of the tool
- Rubberized soft grip handle provides increased comfort on the job

Model XSJ01 Includes: 2 ea. 3.0 Ah Battery (BL1830), Rapid Optimum Charger (DC18RC), Tool Bag

Model XSJ01Z Includes: Tool only - battery and charger not included

Capacities:	Mild Steel	18 ga.
	Stainless	20 ga.
Strokes Per Minute	2,800 SPM	
Battery	18v LXT® Lithium-Ion	
Overall Length	13-3/4"	
Net Weight	5.3 lbs.	
Shipping Weight	14.8 lbs.	



XNJ01

XNJ01Z
Tool Only

18v LXT® 16 GAUGE NIBBLER KIT
Powerful, Versatile and Cordless

- Makita-built motor delivers 1,900 SPM for fast and smooth cutting
- Ideal for cutting roofing sheet metal at thicknesses up to 16 gauge
- Die holder rotates 360° to meet demands of cutting direction
- Convenient chip disposal is below cutting material to minimize damage to cutting surface
- Cutting radius: inner edge 1-3/4"; outer edge 2"

Model XNJ01 Includes: 2 ea. 3.0 Ah Battery (BL1830), Rapid Optimum Charger (DC18RC), Spanner Wrench (781028-4), Punch (A-83951), Tool Bag

Model XNJ01Z Includes: Tool only - battery and charger not included

Capacities:	Aluminum	12 ga.
	Mild Steel	10 ga.
	Stainless	18 ga.
Strokes Per Minute	0 - 1,900 SPM	
Cutting Radius:	Inner Edge	1-3/4"
	Outer Edge	2"
Battery	18v LXT® Lithium-Ion	
Overall Length	12-3/8"	
Net Weight	4.8 lbs.	
Shipping Weight	17 lbs.	



XAG06M

XAG06Z
Tool Only

18v LXT® BRUSHLESS 4-1/2" CUT-OFF/ANGLE GRINDER KIT
Large Flush-Mount Paddle Switch for Comfortable Operation

- Automatic Speed Change™ technology adjusts speed and torque during operation for optimum performance
- The BL™ Brushless Motor eliminates carbon brushes, enabling the BL™ Motor to run cooler and more efficiently for longer life; delivers 8,500 RPM
- Efficient BL™ Brushless motor is electronically controlled to optimize battery energy use for up to 50% longer run time per charge

Model XAG06M Includes: 2 ea. 4.0 Ah Battery (BL1840), Rapid Optimum Charger (DC18RC), Cut-off Wheel, Thin Cut-off Wheel, Tool Case

Model XAG06Z Includes: Tool only - battery and charger not included

Grinding Wheel or Cut-Off Wheel	4-1/2"
No Load Speed	8,500 RPM
Battery	18v LXT® Lithium-Ion 4.0 Ah
Overall Length	14-1/4"
Net Weight	5.6 lbs.
Shipping Weight	18 lbs.



XAG03M

XAG03Z
Tool Only

18v LXT® BRUSHLESS 4-1/2" CUT-OFF/ANGLE GRINDER KIT
BL™ Motor delivers 8,500 RPM

- Automatic Speed Change™ technology adjusts speed and torque during operation for optimum performance
- The BL™ Brushless Motor eliminates carbon brushes, enabling the BL™ Motor to run cooler and more efficiently for longer life
- Efficient BL™ Brushless motor is electronically controlled to optimize battery energy use for up to 50% longer run time per charge

Model XAG03M Includes: 2 ea. 4.0 Ah Battery (BL1840), Rapid Optimum Charger (DC18RC), Cut-off wheel, Tool Case

Model XAG03Z Includes: Tool only - battery and charger not included

Grinding Wheel or Cut-Off Wheel	4-1/2"
No Load Speed	8,500 RPM
Battery	18v LXT® Lithium-Ion 4.0 Ah
Overall Length	14-1/4"
Net Weight (w/battery)	5.5 lbs.
Shipping Weight	17 lbs.



XAG01

XAG01Z
Tool Only

18v LXT® 4-1/2" CUT-OFF/ANGLE GRINDER KIT
Compact Barrel Grip for Easy Handling

- Makita-built motor delivers 10,000 RPM for faster grinding
- Built-in L.E.D. protection circuit with over-torque control protects motor
- Compact and ergonomic design at only 12-1/2" long
- Weighs only 5.0 lbs. with battery for reduced operator fatigue
- Rubberized soft grip provides increased comfort on the job

Model XAG01 Includes: 2 ea. 3.0 Ah Battery (BL1830), Rapid Optimum Charger (DC18RC), 4-1/2" Cut-Off Wheel Guard (135103-2), 4-1/2" Wheel Guard (125273-5), 4-1/2" x 7/8" x 1/4" Grinding Wheel, 36 Grit, General Purpose Metal (741424-8-1), Cut-Off Wheel, Tool Case

Model XAG01Z Includes: Tool only - battery and charger not included

Grinding Wheel or Cut-Off Wheel	4-1/2"
Wire Cup Brush	3-1/2"
No Load Speed	10,000 RPM
Battery	18v LXT® Lithium-Ion
Spindle Thread	5/8" - 11 UNC
Overall Length	12-1/2"
Net Weight (w/battery)	5 lbs.
Shipping Weight	17.6 lbs.



XDG01

XDG01Z
Tool Only

18v LXT® 1/4" DIE GRINDER KIT
Delivers 25,000 RPM for Faster Grinding

- Compact barrel grip design and weighs only 4.4 lbs. for easy handling
- Slide switch with lock-on for operator convenience
- Vent slots designed to direct exhaust air away from the user
- L.E.D. light flashes red when it is time to recharge the battery
- Built-in L.E.D. protection circuit with over-torque control protects the motor
- Solid aluminum housing for added durability

Model XDG01 Includes: 2 ea. 3.0 Ah Battery (BL1830), Rapid Optimum Charger (DC18RC), 1/4" Collet (763625-8), 2 ea. Wrench 13 (781039-9), Tool Bag

Model XDG01Z Includes: Tool only - battery and charger not included

Collet	1/4"
Max. Wheel Diameter	1-1/2"
No Load Speed	25,000 RPM
Lock-On: Yes	Lock-Off: No
Battery	18v LXT® Lithium-Ion
Overall Length	15-3/4"
Net Weight (w/battery)	4.4 lbs.
Shipping Weight	15 lbs.

UNPLUG THE CORD

4.0Ah BATTERY



PUSH(DRIVE)



In lock-on mode, the motor starts only when the fastener is engaged to save battery power and reduce noise

WORK ALL DAY



LXT BRUSHLESS PUSH(DRIVE)

NEW XSF03M

18v LXT® BRUSHLESS DRYWALL SCREWDRIVER KIT

Drives 1,860 Screws On A Single Charge with Push Drive™ Technology**

- BL™ Motor delivers 0-4,000 RPM to handle a variety of drywall and framing applications
- Push Drive™ Technology – in lock-on mode the motor starts only when the fastener is engaged for a quieter work environment and to save battery power
- Ergonomically designed rubberized pistol grip with large 2-finger trigger for increased comfort

XSF03Z Tool Only

Model XSF03M Includes: 2 ea. 4.0 Ah Battery (BL1840), Rapid Optimum Charger (DC18RC), Tool Case
Model XSF03Z Includes: Tool only - battery and charger not included

Hex Shank	1/4"
No Load Speed	0 - 4,000 RPM
Battery	18v LXT® Lithium-Ion 4.0 Ah
Overall Length	9-7/8"
Net Weight (w/battery)	3.8 lbs.
Shipping Weight	12.4 lbs.

* 4.0 Ah battery will hang up to 40 sheets of 4'x8' 1/2" Drywall. 1-1/4" (32mm) screw into .59" (15mm) drywall into 20 gauge (1.0mm) steel stud using Push Drive™

**1-1/4" (32mm) screw .59" (15mm) drywall into 20 gauge (1.0mm) steel stud

4.0Ah BATTERY



NEW XOC01M

18v LXT® CUT-OUT TOOL KIT

Slim Body Design (2-1/4") for Comfort and Control

- Makita-built motor delivers 30,000 RPM for fast cutting
- Weighs only 3.7 lbs. with battery for reduced operator fatigue
- Quick and easy "tool-less" depth adjustment
- On board bit change capabilities eliminates need for wrench
- Large and conveniently located shaft lock button for fast bit changes
- Accepts both 1/8" and 1/4" bits

Model XOC01M Includes: 2 ea. 4.0 Ah Battery (BL1840), Rapid Optimum Charger (DC18RC), Spanner Wrench (781008-0), 2 ea. 1/8" Drywall Guide Point Bit (193446-8), Tool bag
Model XOC01Z Includes: Tool only - battery and charger not included

Collet Capacity	1/8", 1/4"
No Load Speed	30,000 RPM
Battery	18v LXT® Lithium-Ion 4.0 Ah
Overall Length	12-3/8"
Net Weight (w/battery)	3.7 lbs.
Shipping Weight	11 lbs.



XRF01

18v LXT® AUTOFEED SCREWDRIVER KIT

Ideal for Decking and Subfloors

- Makita-built 4-pole motor delivers superior fastening speed with 4,000 RPM for decking and sub-floor applications
- High collated screw capacity range: 1-3/4" to 2-15/16"
- Screw guide prevents screw tangling and can fold against the autofeed housing for easy storing
- Rugged aluminum dust-proof autofeed housing provides smooth sliding action
- Compact and ergonomic design at only 18-1/4" long

Model XRF01 Includes: 2 ea. 3.0 Ah Battery (BL1830), Rapid Optimum Charger (DC18RC), Tool Bag
Model XRF01Z Includes: Tool only - battery and charger not included

Bit Type	1/4" Hex
Collated Screw Capacity	1-3/4" - 2-15/16"
No Load Speed	4,000 RPM
Battery	18v LXT® Lithium-Ion
Overall Length	18-1/4"
Net Weight (w/battery)	5.2 lbs.
Shipping Weight	14.8 lbs.



XTS01

18v LXT® 3/8" CROWN STAPLER KIT

Contact Actuation for Production Environments

- Makita-built motor delivers power to fasten a wide range of 3/8" crown staples (lengths 1/4", 3/8", 1/2", 5/8", 3/4" & 7/8"); also utilizes Arrow™ T50
- A convenient window on magazine shows the number of remaining staples
- Spring-loaded driving mechanism allows for a more compact tool with less weight
- Contact actuation is well-suited for production environment

Model XTS01 Includes: 2 ea. 3.0 Ah Battery (BL1830), Rapid Optimum Charger (DC18RC), Tool Bag
Model XTS01Z Includes: Tool only - battery and charger not included

Staple Width	3/8"
Leg Length	1/4" to 7/8"
Crown	3/8"
Staple Magazine Capacity	98 staples
Battery	18v LXT® Lithium-Ion
Overall Length	9-7/8"
Net Weight (w/battery)	5.3 lbs.
Shipping Weight	14.2 lbs.



XGC011


18v LXT® 10 OZ. CAULK/ADHESIVE GUN KIT

Delivers an Industry-Leading 1,100 lbs. of Dispensing Force

- Makita-built motor delivers 1,100 lbs. of dispensing force to dispense the highest viscosity adhesives and sealants
- 5 speed dial optimizes flow rate from 0-66 IPM
- Variable speed trigger allows user match speed to the application
- Drip-reduction feature automatically relieves pressure to the material when trigger is released to prevent unintentional dispensing

Model XGC011 Includes: 1 ea. 3.0 Ah Battery (BL1830), Rapid Optimum Charger (DC18RC), Tool Bag
Model XGC01Z Includes: Tool only - battery and charger not included

Capacity (caulk or sealants)	10 oz.
Dispense Force	1,100 lbs.
Inches Per Minute	0 - 66 IPM
Speed Settings	5
Battery	18v LXT® Lithium-Ion
Overall Length	15-7/8"
Net Weight (w/battery)	5.1 lbs.
Shipping Weight	14.8 lbs.



NEW XGC011B

18v LXT® 20 OZ. CAULK GUN KIT

Delivers Up To 2.5X More Dispensing Speed

- Makita-built motor delivers 1,100 lbs. of dispensing force to dispense the highest viscosity adhesives and sealants
- 5 speed dial optimizes flow rate from 0-66 IPM
- Variable speed trigger allows user match speed to the application
- 360° rotatable cartridge holder fits 20 oz. cartridges, sausage packs and bulk caulk and adhesives

Model XGC011B Includes: 1 ea. 3.0 Ah Battery (BL1830), Rapid Optimum Charger (DC18RC)
Model XGC01ZB Includes: Tool only - battery and charger not included

Capacity (caulk or sealants)	20 oz.
Dispense Force	1,100 lbs.
Inches Per Minute	0 - 66 IPM
Speed Settings	5
Battery	18v LXT® Lithium-Ion
Overall Length	21-1/4"
Net Weight (w/battery)	6 lbs.
Shipping Weight	16 lbs.

Flashlights



L.E.D. Flashlight
LXLMO4

Run time: Up to 13 hours**



Xenon Flashlight
BML185

Run time: Up to 4.3 hours**
Replacement bulb: A-90261



L.E.D. Flashlight
LXLMO3

Run time: Up to 22 hours**



Fluorescent/Incandescent Flashlight
BML184

Run time: Up to 4 hours**
Replacement bulb: SM0000050

L.E.D. Flashlight
LXLMO1

Run time: Up to 50 hours**



* Battery & Charger not included

** With BL1830 Battery



DUB182

18v LXT® BLOWER KIT
179 MPH for Fast Clean-Ups

- Variable speed (0-18,000 RPM) for optimum speed control
- Up to 12 minutes of continuous operation from a single charge at high speed
- Compact and ergonomic design at only 20-3/4" long
- Weighs only 3.9 lbs. with battery for reduced operator fatigue
- Rubberized soft grip handle for increased operator comfort
- Makita-built variable 3-speed motor produces a maximum air velocity of 179 MPH

Model DUB182 Includes: 1 ea. 3.0 Ah Battery (BL1830), Rapid Optimum Charger (DC18RC), Tool Bag
Model DUB182Z Includes: Tool only - battery and charger not included

Air Volume	91 CFM
Max. Air Velocity	179 MPH
No Load Speed	0 - 18,000 RPM
Battery	18v LXT® Lithium-Ion
Overall Length	20-3/4"
Net Weight (w/battery)	3.7 lbs.
Shipping Weight	3.9 lbs.



DCF300Z

18v LXT® 13" JOBSITE FAN (TOOL ONLY)
Up to 4 Hours of Continuous Run-Time on a Single Charge

- Durable design engineered to withstand a job site environment
- Frame structure engineered to reduce wind noise
- Three settings (high/medium/low) and oscillation selector for optimal air velocity and control
- 3-stage automatic timer with 1, 2, and 4 hour power-off selection

Model DCF300Z Includes: AC Adapter; Battery and charger not included

Voltage	18v
AC Adaptor	Yes
Run Time (max, in hours)	4
Dimensions (LxWxH)	12-1/2" x 18-9/10" x 23-7/10"
Net Weight (w/battery)	10.4 lbs.
Shipping Weight	12.6 lbs.



BCF201Z

18v LXT® JOBSITE FAN (TOOL ONLY)
Up to 3 Hours of Continuous Run-Time on a Single Charge

- Durable design engineered to withstand a jobsite environment
- Protective bumpers for increased durability
- Two settings (high 1,700 RPM, low 1,200 RPM) for optimal air velocity control
- 3-stage automatic timer with 1, 2, and 4 hour power-off selection
- 18v LXT® Battery (sold separately) charges in only 30 min.

Model BCF201Z Includes: AC Adapter; Battery and charger not included

Voltage	14.4-18v
AC Adaptor	Yes
Speed	0 - 1,700, 0 - 1,200 RPM
Run Time (max, in hours)	3
Dimensions (LxWxH)	5" x 13-3/5" x 21-1/10"
Net Weight (w/battery)	5.7 lbs.
Shipping Weight	7.1 lbs.



DCL500Z

18v LXT® CYCLONIC CANISTER VACUUM (TOOL ONLY)
Long Lasting Powerful Suction

- Powerful motor generates 46 CFM of suction power and 26.5" of water lift
- Up to 30 minutes of continuous operation from a single charge
- Filtration system with cyclonic separation keeps motor running at optimum performance
- Cyclonic system separates large dust particles from fine dust particles so that only fine dust particles are captured on the filter

Model DCL500Z Includes: Floor Nozzle (SH00000035), Telescoping Extension Wand (SH00000037), Crevice Nozzle (SH00000042), Shoulder Strap (166124-3), Hose (SH00000034), (SH00000032); Battery and charger not included

Continuous Use	12 min.
Air Flow Rate	46 CFM
Static Water Lift	26.5"
Working Sound Level	64 dB(A)
Capacity	.53 pint
Overall Length	13-7/8"
Net Weight (w/battery)	9.4 lbs.
Shipping Weight	11 lbs.



AVAILABLE SPRING 2015

XRM04B

18v LXT® BLUETOOTH® JOBSITE RADIO
Bluetooth® and MP3 Compatible

- Equipped with Bluetooth® to wirelessly connect your mobile device to play music
- Menu controls to set FM mono/stereo, clock settings, volume and snooze
- Runs up to 20 hours with an 18v LXT® Lithium-Ion 5.0Ah battery
- Protective bumpers are engineered for increased durability
- One auxiliary port for MP3 compatibility and one USB port for charging your mobile device

Model XRM04B Includes: Ac Adapter (SE00000104), Antenna (SE00000256), AA Battery for Clock; Battery and charger not included

Voltage	7.2-18V
Digital Tuner	FM/AM
Backlit LCD Display	Yes
iPod® Dock	Yes
AC Adaptor	Yes
Dimensions (LxWxH)	11" x 6-3/8" x 11-7/8"
Net Weight (w/battery)	10.4 lbs.
Shipping Weight	25.6 lbs.



iPod® not included

XRM03B

18v LXT® JOBSITE RADIO
iPod® Docking Station, MP3 Compatible

- Built-in dock works with most models of iPod® iPhones® for charging and playing music
- Menu controls to set FM mono/stereo, clock settings, loudness, snooze, and iPod® controls
- Runs 16 hours with an 18v LXT® Lithium-Ion battery and 8 hrs. with an 18v Compact Lithium-Ion battery (battery and charger sold separately)
- Protective bumpers are engineered for increased durability
- Two auxiliary ports for MP3/iPod® compatibility

Model LXRM03B Includes: AC Adapter (SE00000104), Antenna (SE00000256), AA Battery for Clock; Battery and charger not included

Voltage	7.2-18v
Digital Tuner	FM/AM
Backlit LCD Display	Yes
iPod® Dock	Yes
AC Adaptor	Yes
Dimensions (LxWxH)	11" x 6-3/8" x 11-7/8"
Net Weight (w/battery)	10.4 lbs.
Shipping Weight	25.6 lbs.

UP TO 28 HOURS OF HEAT*



NEW 18v LXT® HEATED JACKET (JACKET ONLY)

DCJ200ZS	SMALL
DCJ200ZM	MEDIUM
DCJ200ZL	LARGE
DCJ200ZXL	X-LARGE
DCJ200Z2XL	2X-LARGE
DCJ200Z3XL	3X-LARGE

Battery & Charger not included



NEW 18v LXT® MOSSY OAK® HEATED JACKET (JACKET ONLY)

DCJ201ZS	SMALL
DCJ201ZM	MEDIUM
DCJ201ZL	LARGE
DCJ201ZXL	X-LARGE
DCJ201Z2XL	2X-LARGE
DCJ201Z3XL	3X-LARGE

Battery & Charger not included

Stay Warm In Cold Harsh Job Site Environments

- 3 core heat zones (left chest, right chest, back) for optimum heat distribution
- 3 heat settings (high/medium/low) for precise heating control
- Features 4 pockets: zippered chest pocket and side pockets (left and right), sleeve pocket
- On/Off heat controller with 3 L.E.D. indicators
- Battery pocket on rear left side for quick and easy access

18v LXT® Heated Jacket & Mossy Oak® Heated Jacket Include: Tool Only - battery and charger not included

Heat Settings	High-Medium-Low
Number of Pockets	5 (including battery pocket)
Overall Length	12-7/8"
Net Weight (w/battery)	3.8 lbs.
Shipping Weight	3.8 lbs.

iPhone, iPod, iPod Classic, iPod Nano, iPod Shuffle and iPod Touch are trademarks of Apple Inc., registered in the U.S. and other countries. "Made for iPod" and "Made for iPhone" mean that an electronic accessory has been designed to connect specifically to iPod or iPhone, respectively, and has been certified by the developer to meet Apple performance standards. Apple is not responsible for the operation of this device or its compliance with safety and regulatory standards. Please note that the use of this accessory with iPod or iPhone may affect wireless performance.

NO LIMITS

POWER & SPEED TO UNPLUG THE CORD



UNPLUG YOUR CORDED TOOLS and pick up Makita's 18v X2 (36v) Lithium-Ion line up. Get the freedom you need to reach new heights with unmatched run time - you'll never look back.



36v POWER (2) 18v BATTERIES



Learn More makitatools.com/X2



NEW HCU02C1

36V LXT® CHAIN SAW

Zero Emissions and up to 40% Quieter Than Gas

- Makita-built motor delivers 1,650 FPM for increased cutting speed
- Lower noise level at only 89 dB(A) for improved user comfort
- "Tool-less" chain adjustments for convenient operation and maintenance
- Front hand guard engineered to actuate chain brake when engaged
- 12" guide bar for increased capacity

Model HCU02C1 Includes: 1 ea. 36V LXT® Battery (BL3622A), Optimum Charger (DC36WA), 12" Guide Bar (165245-8), 12" Saw Chain 3/8", .043" (531-290-046)

Guide Bar Length	12"
Chain Speed	1,650 FPM
Chain Pitch	3/8"
Chain Gauge	.043"
Battery	36V LXT® Lithium-Ion
Overall Length	24-5/8"
Net Weight (w/battery)	10.1 lbs.
Shipping Weight	14 lbs.



NEW XCU02Z

18v X2 LXT® (36V) CHAIN SAW (TOOL ONLY)

Powered by Two 18v LXT® Lithium-Ion Batteries

- Makita-built motor delivers 1,650 FPM chain speed for fast cutting
- Two 18v LXT® Lithium-Ion batteries deliver power and performance without leaving the 18v LXT® platform
- Low noise level at only 89 dB(A) and zero emissions for operator comfort



"Tool-less" chain adjustments



Makita-built motor delivers 1,650 FPM for increased cutting speed

Model XCU02Z Includes: 12" Guide Bar (165245-8), 12" Saw Chain 3/8", .043" (531-290-046), Chainsaw Oil, Blade Cover; Battery and charger not included

Guide Bar Length	12"
Chain Speed	1,650 FPM
Chain Pitch	3/8"
Chain Gauge	.043"
Battery	2X 18v X2 LXT® Lithium-Ion
Overall Length	24-5/8"
Net Weight (w/battery)	11.2 lbs.
Shipping Weight	11 lbs.

POWERFUL CUTTING SPEED



NEW HHU01C1

36V LXT® HEDGE TRIMMER KIT

36V LXT® Lithium-Ion Battery Delivers the Cutting Performance of a Corded Trimmer

- Makita-built motor delivers 1,800 SPM for fast cutting
- 25-1/2" blade provides increased cutting capacity
- 6 speed dial (0 - 1,800 SPM) allows the user to match the speed to the application
- Lower noise level at only 86.5 dB(A); up to 30% quieter than gas

Model HHU01C1 Includes: 1 ea. 36V LXT® Battery (BL3622A), Optimum Charger (DC36WA)

Blade Length	25-1/2"
Strokes Per Minute	1,800 SPM
Battery	36V LXT® Lithium-Ion
Overall Length	48-3/4"
Net Weight (w/battery)	11.7 lbs.
Shipping Weight	19.8 lbs.



NEW XHU04Z

18v X2 LXT® HEDGE TRIMMER (TOOL ONLY)

Two 18v LXT® Lithium-Ion Batteries Deliver the Cutting Performance of a Corded Trimmer

- Makita-built motor delivers 1,800 SPM for fast cutting
- 25-1/2" blade provides increased cutting capacity
- 6 speed dial (0 - 1,800 SPM) allows the user to match the speed to the application
- Lower noise level at only 86.5 dB(A); up to 30% quieter than gas



Batteries not included



5-position rotating rear handle for increased comfort during vertical and angle trimming



6 speed dial (0 - 1,800 SPM) allows the user to match the speed to the application

Model XHU04Z Includes: Blade Cover; Battery and charger not included

Blade Length	25-1/2"
Strokes Per Minute	1,800 SPM
Battery	2X 18v X2 LXT® Lithium-Ion
Overall Length	48-3/4"
Net Weight (w/battery)	13.3 lbs.
Shipping Weight	16.3 lbs.

Kit components may vary from tool kits shown



NEW XCU01Z

Tool Only - Battery & Charger not included

18v LXT® 4-1/2" CHAIN SAW (TOOL ONLY)
The Perfect Chain Saw for Limbing, Powered by 18v LXT®

- Makita-built motor delivers 980 FPM for increased cutting speed
- 4-1/2" guide bar is ideal for limbing
- "Tool-less" chain adjustments for convenient operation and maintenance
- Zero emissions and reduced maintenance
- Compact and ergonomic design at only 16-5/8" long

Model XCU01Z Includes: 4-1/2" Saw Chain, 1/4"-.050" (791284-8), 4-1/2" Guide Bar (158476-6); Battery and charger not included

Guide Bar Length	4-1/2"
Chain Speed	980 FPM
Chain Pitch	1/4"
Chain Gauge	.050"
Battery	18v LXT® Lithium-Ion
Net Weight (w/battery)	5.4 lbs.
Shipping Weight	7.3 lbs.



NEW XRU04Z

Tool Only - Battery & Charger not included

18v LXT® BRUSHLESS STRING TRIMMER (TOOL ONLY)
Up to 90 Minutes of Run Time on a Single Charge

- BL™ Brushless motor delivers up to 6,000 RPM for faster cutting
- Adjustable speed dial (0-3,500 to 0-6,000) allows the operator to match speed to application
- Weighs only 8.6 lbs. with battery (battery not included) for reduced operator fatigue
- Compact size is ideal for trimming and precise edging

Model XRU04Z Includes: Goggles (195246-2), Hex Wrench (783217-7), Accessory Bag (831304-7), Bump and Feed Spool Set (123235-7), Shoulder Strap (125516-5), Hex Wrench (783202-0); Battery and charger not included

Cutting Capacity (diameter)	11-3/4"
No Load Speed	3,500/6,000 RPM
Battery	18v LXT® Lithium-Ion
Overall Length	72-1/2"
Net Weight (w/battery)	8.6 lbs.
Shipping Weight	18.7 lbs.



NEW XRU02Z

Tool Only - Battery & Charger not included

18v LXT® STRING TRIMMER (TOOL ONLY)
Up to 45 Min. Run Time on a Single Charge

- Makita-built motor delivers 7,800 RPM for faster cutting
- Telescoping shaft (48-1/2" to 56-1/2") for optimum cutting position
- Adjustable 5-position pivoting head for cutting angle adjustment when trimming in tight spaces
- Weighs only 6.4 lbs. with battery (battery not included) for reduced operator fatigue

Model XRU02Z Includes: Trimmer Head, bump and feed (196146-9), Nylon Cord (196148-5); Battery and charger not included

Cutting Capacity (diameter)	10-1/4"
No Load Speed	7,800 RPM
Battery	18v LXT® Lithium-Ion
Overall Length	10-1/4"
Net Weight (w/battery)	6.9 lbs.
Shipping Weight	8.6 lbs.



NEW XMU02Z

Tool Only - Battery & Charger not included

18v LXT® GRASS SHEAR (TOOL ONLY)
Delivers 1,250 SPM and Up to 2 Hours of Run Time on a Single Battery Charge

- Makita-built motor delivers 1,250 SPM for efficient cutting
- Toboggan-style base frame enables user to quickly adjust height to match the application
- Dual blade action cuts with a shearing effect for improved results
- Compact and ergonomic design at 13-7/8"
- Weighs only 3.6 lbs. with battery (battery not included)

Model XMU02Z Includes: Blade Cover; Battery and charger not included

Cutting Capacity (width)	6-5/16"
Depth Adjustment Range	3/8", 13/16", 1-3/16"
No Load Speed	1,250 RPM
Battery	18v LXT® Lithium-Ion
Overall Length	13-7/8"
Net Weight (w/battery)	3.6 lbs.
Shipping Weight	4.1 lbs.



NEW XHU02Z

Tool Only - Battery & Charger not included

18v LXT® HEDGE TRIMMER (TOOL ONLY)
Up to 75 Minutes of Run Time on a Single Charge

- Makita-built motor delivers 1,350 SPM for increased cutting speed
- 22" blade provides increased cutting capacity
- Anti-vibration design (five cushions within the motor housing) helps minimize vibration
- Battery capacity warning system; motor stops and light goes on indicating battery needs recharging (battery and charger sold separately)

Model XHU02Z Includes: Blade Cover; Battery and charger not included

Blade Length	22"
Strokes Per Minute	1,350 SPM
Overall Length	38"
Battery	18v LXT® Lithium-Ion
Net Weight (w/battery)	7.4 lbs.
Shipping Weight	9.1 lbs.



NEW UB360DWB

36v LXT® BLOWER KIT
Delivers up to 30 min. of Run-Time and is 30% Quieter than Gas

- Makita-built variable 2-speed motor produces a maximum air velocity of 208 MPH with up to 30 min. of continuous run time
- Variable 2-speed (0-10,000 & 0-17,000 RPM) design for optimum speed control
- Lower noise level at only 86 dB(A) for improved user comfort, 30% quieter than gas
- Zero emissions, and reduced maintenance for increased ease of use

Model UB360DWB Includes: 1 ea. 36v LXT® Battery (BL3622A), Optimum Charger (DC36WA), Long Nozzle (452123-4)

Max Air Volume	400 CFM
Max. Air Velocity	208 MPH
No Load Speed	0 - 10,000 / 0 - 17,000 RPM
Battery	36v LXT® Lithium-Ion
Sound Pressure	86 dB(A)
Overall Length	36-1/4"
Net Weight (w/battery)	6.8 lbs.
Shipping Weight	7.1 lbs.

PORTABLE & VERSATILE



Uses 2 18v LXT Batteries
 Batteries not included



Makita-built motor produces a maximum air velocity of 208 MPH



Variable 2-speed (0-10,000 & 0-17,000 RPM) design for optimum speed control

NEW XBU01Z

18v X2 LXT® (36v) BLOWER (TOOL ONLY)
Two 18v LXT® Lithium-Ion Batteries Deliver up to 30 Minutes of Run Time

- Makita-built motor produces a maximum air velocity of 208 MPH
- Two 18v LXT® Lithium-Ion batteries deliver the power and run time for corded demands without leaving the 18v LXT® platform
- Variable 2-speed (0-10,000 & 0-17,000 RPM) design for optimum speed control

Tool Only - Battery & Charger not included

Model XBU01Z Includes: Long Nozzle (452123-4); Battery and charger not included

Max. Air Velocity	208 MPH
No Load Speed	0 - 10,000 / 0 - 17,000 RPM
Battery	2X 18v X2 LXT® Lithium-Ion
Sound Pressure	86 dB(A)
Overall Length	36-1/4"
Net Weight (w/battery)	8 lbs.
Shipping Weight	7.1 lbs.

LXT
LITHIUM-ION

**FASTEST
CHARGE TIME**

NEW



NEW



**LESS TIME
CHARGING
MORE TIME
WORKING**

Learn More makitatools.com/LXTAdvantage

4 Piece Combo Kit

LCT400W



18V Compact Lithium-Ion Combo Kit

KIT INCLUDES:

- 18V Compact 1/2" Driver-Drill Kit - XFD01CW
- 18V Compact Impact Driver - XDT04CW
- 18V Compact Flashlight - BML185W
- 18V Compact Job Site Radio - XRM02W
- 2 ea. 18V Compact 1.5 Ah Lithium-Ion Battery - BL1815
- Rapid Optimum Charger - DC18RC
- Tool bag



15 Minute Charge Time

3 Piece Combo Kit

LCT300W



18V Compact Lithium-Ion Combo Kit

KIT INCLUDES:

- 18V Compact 1/2" Driver-Drill Kit - XFD01CW
- 18V Compact Impact Driver - XDT04CW
- 18V Compact Flashlight - BML185W
- 2 ea. 18V Compact 1.5 Ah Lithium-Ion Battery - BL1815
- Rapid Optimum Charger - DC18RC
- Tool bag



15 Minute Charge Time

2 Piece Combo Kit

LCT200W



18V Compact Lithium-Ion Combo Kit

KIT INCLUDES:

- 18V Compact 1/2" Driver-Drill Kit - XFD01CW
- 18V Compact Impact Driver - XDT04CW
- 2 ea. 18V Compact 1.5 Ah Lithium-Ion Battery - BL1815
- Rapid Optimum Charger - DC18RC
- Tool bag



15 Minute Charge Time

Impact GOLD[®]

Xtreme Torsion Technology

Impact GOLD[®] Bit Sets

7-Pc. Double-Ended Power Bit Set with Mag Boost

B-44987



11-Pc. Torsion Magnetic Driver Bit Set

B-35112



Additional Impact GOLD[™] Accessories See pg.87

Learn More makitatools.com/ImpactGold

INDUSTRY LEADER UPGRADED



COMFORT

Best Fit Ergonomic Grip Shape
Even Pressure

Only 3.3 lbs. with ergonomic grip

XFD01CW

**18v COMPACT
1/2" DRIVER-DRILL KIT**
Compact Power Delivers 480 in.lbs. of Max Torque

- Makita-built 4-pole motor delivers 480 in.lbs. of Max Torque
- Variable 2-speed (0-400 & 0-1,500 RPM) covers a wide range of drilling and driving applications
- Built-in L.E.D. light with afterglow illuminates the work area
- Compact and ergonomic design at only 7-9/16" long

Model XFD01CW Includes: 2 ea. 1.5 Ah Battery (BL1815), Rapid Optimum Charger (DC18RC), Tool Case

Capacities:	Steel (1/2"), Wood (1-1/2")
No Load Speed	0 - 400 / 0 - 1,500 RPM
Maximum Torque	480 in.lbs. / 54N·m
Battery	18V Compact Lithium-Ion
Overall Length	7-9/16"
Net Weight (w/battery)	3.3 lbs.
Shipping Weight	9.9 lbs.



XDT04CW

**18v COMPACT
IMPACT DRIVER**
Compact Design with Rubberized Soft Grip for Operator Comfort

- Makita-built 4-pole motor delivers 1,420 in.lbs. of Max Torque
- Variable speed (0-2,300 RPM & 0-3,200 IPM) for a wide range of fastening applications
- Compact at only 5-7/16" long; weighs only 2.8 lbs. with battery for reduced operator fatigue
- Convenient one-touch 1/4" hex chuck for quick bit changes
- Built-in L.E.D. light with afterglow illuminates the work area

Model XDT04CW Includes: 2 ea. 1.5 Ah Battery (BL1815), Rapid Optimum Charger (DC18RC), Tool Case

Hex Shank	1/4"
No Load Speed	0 - 2,300 RPM
Impacts Per Minute	0 - 3,200 IPM
Maximum Torque	1,420 in.lbs. / 160N·m
Battery	18v Compact Lithium-Ion
Overall Length	5-7/16"
Net Weight (w/battery)	2.8 lbs.
Shipping Weight	11 lbs.

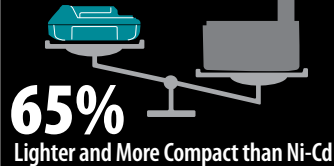
RAPID OPTIMUM CHARGING SYSTEM



Optimizes charge time and battery life through battery memory chip and charger interaction
Forced air cooling system actively controls core battery temperature

LESS WEIGHT

Makita 18V Compact Lithium-Ion vs 18V Ni-Cd



XLC02ZW

Tool Only - Battery & Charger not included

**18v COMPACT
VACUUM (TOOL ONLY)**
Strong Suction Power for Fast Cleaning

- Up to 15 minutes of continuous use from a single fully charged 18V Compact Lithium-Ion battery
- Redesigned floor nozzle for improved maneuverability and debris collection
- Strong suction power for fast and efficient cleaning
- Bagless 2-stage cloth filtration system allows for easier cleaning and quicker debris disposal
- Increased storage capacity for longer time between waste disposal

Model XLC02ZW Includes: Extension Attachment (451424-7), Floor Nozzle (122858-8), Crevice Nozzle (451240-7), Filter (451208-3), Cloth Filter (443060-3); Battery and charger not included

Capacity	1.3 pint
Continuous Use	10 min.
Battery	18V Compact Lithium-Ion
Overall Length	18-3/4"
Net Weight	2.7 lbs.
Shipping Weight	7 lbs.



XRM02W

Tool Only - Battery & Charger not included

**18v COMPACT JOBSITE RADIO
MP3 Compatible for iPod® and MP3 Players**

- Delivers rich stereo sound from two powerful 3" side-firing speakers
- Up to 19 hours of continuous use with BL1830 battery (battery not included)
- Protective bumper design for added durability
- 10 Preset FM/AM buttons
- One auxiliary port for MP3/iPod® compatibility
- Water-resistant construction is engineered for improved operation in harsh job site conditions

Model XRM02W Includes: Atena (SE00000033), AC Adapter (SE00000077), AA Battery for Clock; Battery and charger not included

Voltage	7.2-18V
Digital Tuner	FM/AM
Backlit LCD Display	Yes
Memory Preset	5 FM / 5 AM
Auxiliary Port	Yes
Power Source: AC or Makita slide-style and pod-style batteries	
Dimensions (LxWxH)	10-1/8" x 6-3/8" x 17"
Net Weight	10.1 lbs.
Shipping Weight	14.3 lbs.



BML185W

Battery & Charger not included

**18v COMPACT FLASHLIGHT
High Illumination Xenon Bulb
Emits at 4,500 Lux**

- High illumination Xenon bulb emits at 4,500 Lux
- 4-position head pivots for greater versatility
- Compact design at only 11-1/8" long and weighs just over 2 lbs.
- Soft grip handle provides increased comfort
- An ideal addition to any toolbox or toolbag
- Makita technology delivers category-leading charge time so the battery spends more time working and less time sitting on the charger (sold separately)

Model BML185W Includes: 2 ea. Replacement Bulb (Xenon), 2/pk (A-90261); Battery and charger not included

Run Time (max, in hours)	2
Battery	18v Compact Lithium-Ion
Lumens	180
Bulb	Xenon
Overall Length	11-1/8"
Net Weight (w/battery)	1.6 lbs.
Shipping Weight	1.2 lbs.



LXLM01W

Battery & Charger not included

**18v COMPACT
L.E.D. FLASHLIGHT**
Runs up to 25 Hours on a Single Charged 18v Compact Lithium-Ion Battery

- Compact design at 5-7/8" long and weighs only 1.3 lbs. with battery for reduced operator fatigue
- Hand strap for extra convenience
- Accepts Makita 18v LXT™ Lithium-Ion 3.0 Ah battery for even longer run time
- Compact size for work in tight spaces
- Weighs only 1.85 lbs. with battery (battery not included) for reduced operator fatigue

Model LXLM01W Includes: Tool Only - Battery and charger not included

Run Time (max, in hours)	25
Battery	18v Compact Lithium-Ion
Bulb	6 L.E.D.
Overall Length	5-7/8"
Net Weight (w/battery)	1.3 lbs.
Shipping Weight	0.4 lbs.

12V max
LITHIUM-ION

3 & 2 Piece 12V max Lithium-Ion Combo Kits

LCT314W

12V max
LITHIUM-ION

KIT INCLUDES:

- 12V max 3/8" Driver-Drill FD02ZW
- 12V max Impact Driver DT01ZW
- 12V max L.E.D. Flashlight LM01W
- 2 ea. 12V max Lithium-Ion Battery BL1014
- Charger
- Tool case



LCT309W

12V max
LITHIUM-ION

KIT INCLUDES:

- 12V max 3/8" Driver-Drill FD02ZW
- 12V max 3/8" Impact Wrench WT01ZW
- 12V max L.E.D. Flashlight LM01W
- 2 ea. 12V max Lithium-Ion Battery BL1014
- Charger
- Tool case



LCT212W

12V max
LITHIUM-ION

KIT INCLUDES:

- 12V max 3/8" Driver-Drill FD02ZW
- 12V max Recipro Saw RJ01ZW
- 2 ea. 12V max Lithium-Ion Battery BL1014
- Charger
- Tool bag



LCT209W

12V max
LITHIUM-ION

KIT INCLUDES:

- 12V max 3/8" Driver-Drill FD02ZW
- 12V max Impact Driver DT01ZW
- 2 ea. 12V max Lithium-Ion Battery BL1014
- Charger
- Tool case



LCT208W

12V max
LITHIUM-ION

KIT INCLUDES:

- 12V max 3/8" Driver-Drill FD02ZW
- 12V max 3-3/8" Circular Saw SH01ZW
- 2 ea. 12V max Lithium-Ion Battery BL1014
- Charger
- Tool bag



FD02W

FD02ZW
Tool Only

12V max 3/8" DRIVER-DRILL Makita-Built Motor Delivers 200 in.lbs. Max Torque in an Ultra-Compact Size

- Variable 2-speed design (0 - 350 & 0 - 1,300 RPM) covers a wide range of drilling and driving applications
- Ultra-compact design at only 7-7/16" long and weighs only 2.2 lbs. with battery for reduced operator fatigue
- Built-in L.E.D. light illuminates the work area
- Makita-built motor delivers 200 in.lbs. of Max Torque and 120 in.lbs. of PTL torque in an ultra compact size
- Ergonomic shape fits like a glove with even pressure and easy control

Model FD02W Includes: 2 ea. Battery (BL1014), Battery Charger (DC10WB), Tool Holster (168467-9), #2 Double Ended Phillips Bit (784244-7), Tool Case
Model FD02ZW Includes: Tool only - battery and charger not included

Capacities:	Steel (3/8"), Wood (13/16")
No Load Speed	0 - 350 / 0 - 1,300 RPM
Maximum Torque	200 in.lbs./22N•m
Battery	12V max Lithium-Ion
Overall Length	7-7/16"
Net Weight (w/battery)	2.2 lbs.
Shipping Weight	6.3 lbs.



AD02W

NEW

AD02ZW
Tool Only

12V max 3/8" RIGHT ANGLE DRILL KIT Close Quarters Drilling and Driving

- Makita-built motor delivers up to 100 in.lbs. of Max Torque
- Variable speed (0 - 800 RPM) for a wide range of drilling and driving applications
- Compact and ergonomic design at only 12-1/4" long
- Weighs only 2.5 lbs. with battery for reduced operator fatigue
- Compact 3-1/2" angle head height for use in close quarters
- Ergonomic barrel grip design for added comfort

Model AD02W Includes: 2 ea. Battery (BL1014), Battery Charger (DC10WB), Tool Case
Model AD02ZW Includes: Tool only - battery and charger not included

Capacities:	Steel (3/8"), Wood (1/2")
No Load Speed	800 RPM
Maximum Torque	100 in.lbs./11N•m
Battery	12V max Lithium-Ion
Overall Length	12-1/4"
Net Weight (w/battery)	2.5 lbs.
Shipping Weight	7.7 lbs.



FD01W

FD01ZW
Tool Only

12V max 1/4" HEX DRIVER-DRILL Ultra-Compact Design

- Variable 2-speed design (0-350 & 0-1,300 RPM) covers a wide range of drilling and driving applications
- Ultra-compact design at only 6-3/16" long and weighs only 2.0 lbs. with battery for reduced operator fatigue
- Convenient 1/4" hex chuck for quick bit changes
- Built-in L.E.D. light illuminates the work area
- Makita-built motor delivers 200 in.lbs. of Max Torque and 120 in.lbs. of PTL torque in an ultra compact size

Model FD01W Includes: 2 ea. Battery (BL1014), Battery Charger (DC10WB), Tool Holster (168467-9), #2 Double Ended Phillips Bit (784244-7), Tool Case
Model FD01ZW Includes: Tool only - battery and charger not included

Hex Shank	1/4"
Capacities:	Steel (3/8"), Wood (13/16")
No Load Speed	0 - 350 / 0 - 1,300 RPM
Maximum Torque	200 in.lbs./22N•m
Battery	12V max Lithium-Ion
Overall Length	6-3/16"
Net Weight (w/battery)	2 lbs.
Shipping Weight	6.3 lbs.



DT01W

DT01ZW
Tool Only

12V max IMPACT DRIVER 800 in.lbs. of Max Torque in an Ultra-Compact Size

- Variable speed (0 - 2,400 RPM & 0 - 3,000 IPM) for a wide range of fastening application
- Ultra-compact design at only 6-1/8" long and weighs only 2.0 lbs. for reduced operator fatigue
- Built-in L.E.D. light illuminates the work area
- Convenient 1/4" hex chuck for quick bit changes
- Makita's proprietary hammer and anvil are made using the highest quality steel and heat hardened to last longer

Model DT01W Includes: 2 ea. Battery (BL1014), Battery Charger (DC10WB), Tool Holster (168467-9), #2 Double Ended Phillips Bit (784244-7), Tool Case
Model DT01ZW Includes: Tool only - battery and charger not included

Hex Shank	1/4"
No Load Speed	0 - 2,400 RPM
Impacts Per Minute	0 - 3,000 IPM
Maximum Torque	800 in.lbs./90N•m
Battery	12V max Lithium-Ion
Overall Length	6-1/8"
Net Weight (w/battery)	2 lbs.
Shipping Weight	5.9 lbs.



WT01W WT01ZW Tool Only

12V max 3/8" IMPACT WRENCH KIT
Makita-Built Motor Delivers 1,000 in.lbs. of Max Torque

- Variable speed (0-2,300 RPM & 0-3,000 IPM) for a wide range of fastening applications
- Ultra-compact design at only 6-3/8" long and weighs only 2.1 lbs. for reduced operator fatigue
- Built-in L.E.D. light illuminates the work area
- Soft grip handle provides increased comfort on the job
- Makita's proprietary hammer and anvil are made using the highest quality steel and heat hardened to last longer

Model WT01W Includes: 2 ea. Battery (BL1014), Battery Charger (DC10WB), Tool Case
Model WT01ZW Includes: Tool only - battery and charger not included

Square Drive	3/8"
No Load Speed (RPM)	2,300
Impacts Per Minute	0 - 3,000 IPM
Maximum Torque	1,000 in.lbs.
Battery	12V max Lithium-Ion
Overall Length	6-3/8"
Net Weight (w/battery)	2.1 lbs.
Shipping Weight	6.5 lbs.



SH01W SH01ZW Tool Only

12V max 3-3/8" CIRCULAR SAW
Up to 70 Cuts of 1/2" x 12" Plywood Per Charge

- Makita-built motor delivers 1,400 RPM for faster cutting
- 3-3/8" blade delivers a maximum cutting depth of 1" for a wide range of cutting applications
- Adjustable cutting depth from 1" at 90° and 5/8" at 45°
- Tilting base for bevel cuts from 0° - 45°
- Cuts Plywood, MDF, Pegboard, Particleboard, Melamine, Drywall and more

Model SH01W Includes: 2 ea. Battery (BL1014), Battery Charger (DC10WB), 3-3/8" 20T Carbide-Tipped Circular Saw Blade (A-95021)
Model SH01ZW Includes: Tool only - battery and charger not included

Blade Diameter	3-3/8"
Arbor	15 mm
No Load Speed	1,400 RPM
Max. Cutting Capacities:	90° (1"), 45° (5/8")
Battery	12V max Lithium-Ion
Overall Length	11-3/4"
Net Weight (w/battery)	3.3 lbs.
Shipping Weight	5.3 lbs.



NEW CC01W

12V max 3-3/8" TILE/GLASS SAW KIT
Up to 70 Cuts on a Single Charge

- Makita-built motor delivers 1,400 RPM for fast and powerful cutting
- 3-3/8" blade delivers a maximum cutting depth of 1" for a wide range of cutting applications
- Compact and ergonomic design at only 11-3/8" long
- Weighs only 3.7 lbs. (with battery) for reduced operator fatigue
- Nickel-plated tilting base for bevel cuts from 0° to 45°

Model CC01W Includes: 2 ea. Battery (BL1014), Battery Charger (DC10WA), Tile Saw Blade

Blade Diameter	3-3/8"
Arbor	15 mm
No Load Speed	1,400 RPM
Battery	12V max Lithium-Ion
Overall Length	11-3/4"
Net Weight (w/battery)	3.3 lbs.
Shipping Weight	5.3 lbs.



RJ01W RJ01ZW Tool Only

12V max RECIPRO SAW
25% Faster Cutting Speed on 1-1/2" PVC Pipe*

- Variable speed motor delivers 0-3,300 strokes per minute combined with a 1/2" length stroke to provide faster cutting
- Makita-exclusive dual-position on/off switch allows for either paddle switch or trigger switch operation
- "Tool-less" blade change system allows for faster blade installation and removal for increased productivity
- Compact design at 14" long and only 2.6 lbs. for convenient operation
- Built-in L.E.D. light illuminate the work area

Model RJ01W Includes: 2 ea. Battery (BL1014), Battery Charger (DC10WB)
Model RJ01ZW Includes: Tool only - battery and charger not included

Length of Stroke	1/2"
Max. Cutting Capacities:	Pipe (2"), Wood (2")
Strokes Per Minute	0 - 3,300 SPM
Battery	12V max Lithium-Ion
Overall Length	14"
Net Weight (w/battery)	2.6 lbs.
Shipping Weight	5 lbs.

*Cutting glass 11-3/4" wide and 3/8" thick with a diamond blade



VJ01W VJ01ZW Tool Only

12V max JIG SAW
Fast Cutting, Weighs Only 3.7 lbs.

- Makita-built variable speed motor delivers 0-2,400 strokes per minute
- 3 orbital settings plus straight cutting for use in a wide range of materials
- Compact, well-balanced design at only 3.7 lbs. (w/ battery) for reduced operator fatigue
- Through-the-body dust port for use with a vacuum provides efficient dust management
- Built-in dust blower clears the line of cut for increased

Model VJ01W Includes: 2 ea. Battery (BL1014), Battery Charger (DC10WB), Jig Saw Blade, T Shank, HCS, 4-1/8" x 9TPI, 5/pk (792529-7), Tool Case
Model VJ01ZW Includes: Tool only - battery and charger not included

Length of Stroke	11/16"
Max. Cutting Capacities:	Wood (2-9/16"), Mild Steel (1/16"), Aluminum (5/32")
Strokes Per Minute	0 - 2,400 SPM
Blade Shank	"T" Tang
Battery	12V max Lithium-Ion
Overall Length	9-1/8"
Net Weight (w/battery)	3.7 lbs.
Shipping Weight	10.4 lbs.



LC01Z

12V max VACUUM
Quick Clean-Ups with Strong Suction Power

- Strong suction power for fast and efficient cleaning
- Redesigned floor nozzle for improved maneuverability and debris collection
- Bagless 2-stage cloth filtration system allows for easier cleaning and quicker debris disposal
- Increased storage capacity for longer time between waste disposal
- Up to 12 minutes of continuous use from a single fully charged 12V max Lithium-Ion battery

Model LC01Z Includes: Extension Attachment (451424-7), Floor Nozzle (122861-9), Crevice Nozzle (416041-0), Filter (451208-3), Cloth Filter (443060-3); Battery and charger not included

Capacity	1.25 pint
Continuous Use	12 min.
Battery	12V max Lithium-Ion
Overall Length	17-7/8"
Net Weight (w/battery)	1.9 lbs.
Shipping Weight	3.5 lbs.



NEW LC05 Includes Built-in Battery with AC Charger Cord

12V max VACUUM BUILT-IN BATTERY
Strong Suction Power

- Powered by a 12V Lithium-Ion built-in battery with AC adapter power supply
- Features 3 vacuuming modes: low, high or turbo
- Up to 12 minutes of continuous use in low mode from a fully charged battery
- L.E.D. light indicates when to charge battery and when dust bag is full
- Easy to open hinged front cover for convenient dust bag removal and replacement

Model LC05 Includes: Extension Attachment (451424-7), Floor Nozzle (122861-9), Crevice Nozzle (416041-0), Filter (451208-3), Cloth Filter (443060-3)

Capacity	1.05 pint
Continuous Use	12 min.
Battery	12V max Lithium-Ion
Overall Length	38-5/8"
Net Weight (w/battery)	1.9 lbs.
Shipping Weight	4.3 lbs.



DF010DSE

7.2V LITHIUM-ION DRIVER-DRILL
Auto-Stop Clutch Delivers Exact Torque Control

- Makita-built motor delivers 44 in.lbs. of Max Torque in a compact design
- Built-in L.E.D. light flashes when it is time to recharge the battery
- 2-speed design (200 RPM and 600 RPM) for high or low torque applications
- Operates in straight or pistol grip positions

Model DF010DSE Includes: 2 ea. Battery (BL7010), Battery Charger (DC10WA), #2 Double Ended Phillips Bit (784244-7), #1 Double Ended Phillips Bit (784245-5), Tool Case

Hex Shank	1/4"
Capacities:	Steel (3/16"), Wood (1/4")
No Load Speed	200/650 RPM
Maximum Torque	44 in.lbs./5N·m
Battery	7.2V Compact Lithium-Ion
Overall Length	Pistol (8-7/8"), In-Line (11")
Net Weight (w/battery)	1.2 lbs.
Shipping Weight	5 lbs.

18v Lithium-Ion



5.0Ah BATTERY

18v LXT® 5.0Ah Lithium-Ion Battery*

BL1850 (1-Pack)
BL1850-2 (2-Pack)



4.0Ah BATTERY

18v LXT® 4.0Ah Lithium-Ion Battery*

BL1840 (1-Pack)
BL1840-2 (2-Pack)



3.0Ah BATTERY

18v LXT® 3.0Ah Lithium-Ion Battery*

BL1830 (1-Pack)
BL1830-2 (2-Pack)
BL1830-10 (10-Pack)



1.5Ah BATTERY

18v Compact 1.5Ah Lithium-Ion Battery

BL1815 (1-Pack)
BL1815-2 (2-Pack)



18v Rapid Optimum Charger

DC18RC

Rapid charging
Also charges 14.4V Lithium-Ion batteries



18v Rapid Optimum 4-Port Charger

DC18SF

Will accommodate up to 4 Makita 18v Lithium-Ion batteries
Also charges 14.4V Lithium-Ion batteries



18v Dual Port Rapid Optimum Charger

DC18RD

Charges 2 batteries simultaneously
Also charges 14.4V Lithium-Ion batteries



18v Optimum Automotive Charger

DC18SE

Charge 18v LXT® batteries in your auto or truck
Also charges 14.4V Lithium-Ion batteries



36V Lithium-Ion

36V Lithium-Ion Battery

BL3626
2.6Ah

BL3622A
2.2Ah



36V Rapid Optimum Charger

DC36RA

Charge Time

BL3626 30 Minute Charge Time

BL3622A 60 Minute Charge Time



Battery BL3622A must only be used with 36V Optimum Charger (DC36WA)

14.4V Lithium-Ion

14.4V Lithium-Ion Battery

BL1430



Rapid Optimum Charger

- DC18RC Rapid Optimum Charger
- DC18SF Rapid Optimum 4-Port Charger
- DC18SE Automotive Charger

12V max Lithium-Ion

12V max Lithium-Ion Battery

BL1014



Lithium-Ion Charger

DC10WB

Charge Time

BL1014 60 Minute Charge Time



Also charges 7.2V and 10.8V Lithium-Ion batteries

7.2V Lithium-Ion

7.2V Lithium-Ion Battery

BL7010



Lithium-Ion Charger

DC10WB

Charge Time

BL7010 60 Minute Charge Time



Also charges 7.2V and 10.8V Lithium-Ion batteries

Makita® Charge Time Advantage

	DC18RC	NEW DC18RD	DC18SF	DC18SE
18v LITHIUM-ION CHARGERS				
NEW 5.0Ah BATTERY BL1850*	45 Minute	2 BATTERIES 45 Minute	2 BATTERIES 90 Minute 4 BATTERIES 180 Minute	110 Minute
NEW 4.0Ah BATTERY BL1840*	40 Minute	2 BATTERIES 40 Minute	2 BATTERIES 80 Minute 4 BATTERIES 160 Minute	80 Minute
3.0Ah BATTERY BL1830*	30 Minute	2 BATTERIES 30 Minute	2 BATTERIES 60 Minute 4 BATTERIES 120 Minute	60 Minute
1.5Ah BATTERY BL1815	15 Minute	2 BATTERIES 15 Minute	2 BATTERIES 30 Minute 4 BATTERIES 60 Minute	30 Minute



*EQUIPPED WITH STAR PROTECTION COMPUTER CONTROLS™ TO PROTECT AGAINST OVERLOADING, OVER-DISCHARGING, OVER-HEATING. COMPATIBLE WITH OUR FULL LINE UP OF 100+ TOOLS.

MM4

4-STROKE ENGINE

REDUCES COST



No More 2-Stroke Oil



NO MORE SEIZED PISTONS AND CYLINDERS DUE TO IMPROPER OIL/FUEL MIXING

CONCRETE



Celebrating
100 YEARS
of Innovation

14" MM4® 4-Stroke Power Cutter
MODEL EK7651

**DEMOLITION
HAMMERS**



pg. 30-31

**ROTARY
HAMMERS**



pg. 31-32

**CORDLESS ROTARY
HAMMERS**



pg. 33

**POWER
CUTTERS**



pg. 35

**PLANERS/MASONRY
SAWS**



pg. 36

ACCESSORIES



pg. 90-96



HM1810



70 LB. AVT® BREAKER HAMMER

Anti-Vibration Technology Delivers Up To 3X Less Vibration

- Powerful 15 AMP motor delivers 46.5 ft.lbs. of impact energy to handle the most demanding applications
- Fixed movement handles for more control and better accuracy
- AVT™ is an internal counterbalance system that greatly reduces vibration
- L.E.D. power light indicates switch failure or cord damage


Model HM1810 Includes: Hex Wrench (783203-8)

Blows Per Minute	1,100 BPM
Impact Energy	46.5 ft.lbs. / 63 J
AMPS	15
Noise Level	107 dB
Vibration (m/s ²)	9
Bit Type	1-1/8" Hex
Overall Length	32-1/2"
Net Weight	71.3 lbs.
Shipping Weight	81.6 lbs.

ANTI-VIBRATION TECHNOLOGY



INNOVATION



Anti-Vibration Technology (AVT™), Makita's internal counterbalance system



HM1317CB



42 LB. AVT® BREAKER HAMMER

Powerful 14 AMP Motor Delivers 25.7 ft.lbs. of Impact Energy to Handle the Most Demanding Applications

- Anti-Vibration Technology (AVT™), Makita's exclusive counterbalance system, reduces vibration
- Variable speed control dial enables user to match the speed to the application for greater versatility
- L.E.D. service light notifies the user approximately 8 hours before the brushes need to be replaced

Model HM1317CB Includes: 20-1/2" Bull Point, 1-1/8" Hex (D-21353), Tool Case w/Wheels

Blows Per Minute	730 - 1,450 BPM
Impact Energy	25.7 ft.lbs. / 34.9 J
AMPS	14
Vibration (m/s ²)	7
Bit Type	1-1/8" Hex
Overall Length	32-1/2"
Net Weight	41.9 lbs.
Shipping Weight	60.3 lbs.



HM1500B



42 LB. DEMOLITION HAMMER

Ideal Size for Chipping, Breaking and Digging

- Pneumatic compression system automatically adjusts air in the cylinder to minimize power loss and deliver unmatched power-to-weight ratio
- Special idling mechanism (patented) reduces hammering while idling
- Rubber-ringed brush holder cushions vibrations and lengthens life of brushes and armature

Model HM1500B Includes: Tool Case

Blows Per Minute	1,300 BPM
Impact Energy	18.4 ft.lbs. / 25 J
AMPS	13.5
Vibration (m/s ²)	26
Bit Type	1-1/8" Hex
Overall Length	31-3/4"
Net Weight	44.1 lbs.
Shipping Weight	66.7 lbs.



HM1307CB



35 LB. DEMOLITION HAMMER

Electronic Controller

- Powerful 14 AMP motor delivers 25.7 lbs. of impact energy to handle the most demanding applications
- Constant Speed Control automatically applies additional power to the motor to maintain consistent speed under load for the most challenging jobs
- Soft Start suppresses start-up reaction for more control and better accuracy
- L.E.D. Service Light notifies the user approximately 8 hours before the brushes need to be replaced

Model HM1307CB Includes: 20-1/2" Bull Point, 1-1/8" Hex (D-21353), Tool Case w/Wheels

Blows Per Minute	730 - 1,450 BPM
Impact Energy	25.7 ft.lbs. / 34.9 J
AMPS	14
Vibration (m/s ²)	12
Bit Type	1-1/8" Hex
Overall Length	32-1/2"
Net Weight	38.2 lbs.
Shipping Weight	56.4 lbs.



HM1214C



27 LB. AVT® DEMOLITION HAMMER

Anti-Vibration Technology for 2X Less Vibration

- Powerful 14 AMP motor delivers 19 ft.lbs. of impact energy to handle the most demanding applications
- Constant speed control automatically applies additional power to the motor to maintain speed under load to complete the most challenging jobs
- Soft start suppresses start-up reaction for more control and better accuracy

Model HM1214C Includes: Side Handle (135283-4), 12" Bull Point, SDS-MAX (751423-A), Hammer Bit Grease (194683-7), Tool Case

Blows Per Minute	950 - 1,900 BPM
Impact Energy	19 ft.lbs. / 25.7 J
AMPS	14
Vibration (m/s ²)	8
Bit Type	Accepts SDS-MAX
Overall Length	27-1/2"
Net Weight	27.1 lbs.
Shipping Weight	46 lbs.



HM1203C



20 LB. DEMOLITION HAMMER

Compact Power with Less Weight

- Powerful 14 AMP motor delivers 18.8 ft.lbs. of impact energy to handle the most demanding applications
- Constant speed control automatically applies additional power to the motor to maintain speed under load to complete the most challenging jobs
- Soft start suppresses start-up reaction for more control and better accuracy
- L.E.D. service light notifies the user approximately 8 hours before the brushes need to be replaced

Model HM1203C Includes: Side Handle (135283-4), 12" Bull Point, SDS-MAX (751423-A), Hammer Bit Grease (194683-7)

Blows Per Minute	950 - 1,900 BPM
Impact Energy	18.8 ft.lbs. / 25.5 J
AMPS	14
Vibration (m/s ²)	15.5
Bit Type	Accepts SDS-MAX
Overall Length	22-3/4"
Net Weight	20.3 lbs.
Shipping Weight	37.5 lbs.



HM1211B



20 LB. DEMOLITION HAMMER

Air Cushion Design for Powerful Performance

- Powerful 10 AMP motor for fast and efficient operation
- Comfortable rubber D-shaped grip side handle absorbs vibration; secures in four positions for operator comfort
- One-touch latch bit retainer for quick bit changes
- Automatic brush cut-off protects commutator from damage for longer tool life
- Factory grease packed for reduced maintenance

Model HM1211B Includes: Hex Wrench (783202-0), Tool Case

Blows Per Minute	2,000 BPM
Impact Energy	10.5 ft.lbs. / 14.2 J
AMPS	10
Bit Type	3/4" Hex - 21/32" Round
Overall Length	19-5/16"
Net Weight	20.7 lbs.
Shipping Weight	33 lbs.



NEW **HM1111C**

17 LB. AVT® DEMOLITION HAMMER

Anti-Vibration Technology for 2X Less Vibration

- Powerful 14 AMP motor delivers 12.7 ft.lbs. of impact energy to handle the most demanding applications
- Anti-Vibration Technology is an internal counterbalance system that greatly reduces vibration for increased user comfort and greater productivity
- Detached rear handle is spring loaded to provide less vibration and more control

Model HM1111C Includes: Side Handle (151769-0), Hammer Bit Grease (194683-7), Cloth F/Wiping Oil (443122-7), 12" Bull Point, SDS-MAX (751423-A), Tool Case

Blows Per Minute	1,100 - 2,650 BPM
Impact Energy	12.7 ft.lbs. / 17.2 J
AMPS	14
Vibration (m/s ²)	8
Bit Type	Accepts SDS-MAX
Overall Length	20-3/4"
Net Weight	17.7 lbs.
Shipping Weight	25 lbs.



HM0870C

11 LB. DEMOLITION HAMMER

Compact Power with Less Weight

- Powerful 10 AMP motor delivers 8.4 ft.lbs. of impact energy to handle the most demanding applications
- Constant speed control automatically applies additional power to the motor to maintain speed under load to complete the most challenging jobs
- Soft start suppresses start-up reaction for more control and better accuracy
- L.E.D. service light notifies the user approximately 8 hours before the brushes need to be replaced

Model HM0870C Includes: Side Handle (135283-4), Hammer Bit Grease (194683-7)

Blows Per Minute	1,100 - 2,650 BPM
Impact Energy	8.4 ft.lbs. / 11.4 J
AMPS	10
Vibration (m/s ²)	11
Bit Type	Accepts SDS-MAX
Overall Length	17-3/4"
Net Weight	11.1 lbs.
Shipping Weight	16.8 lbs.



HM0810B

11 LB. DEMOLITION HAMMER

Ideal for Light Chiseling, Chipping and Scaling

- Compact with less weight for improved control
- Soft rubber grip side handle minimizes vibration and swivels 360° for operator convenience
- Innovative anti-vibration spring is positioned between tool body and rear handle for reduced operator fatigue
- One-touch tool retainer action for easy accessory installation and removal

Model HM0810B Includes: Hex Wrench (783202-0), Tool Case

Blows Per Minute	2,900 BPM
Impact Energy	5.6 ft.lbs. / 7.6 J
AMPS	8.3
Vibration (m/s ²)	8
Bit Type	3/4" Hex - 21/32" Round
Overall Length	16-5/8"
Net Weight	12.8 lbs.
Shipping Weight	24.7 lbs.



HK1810

POWER SCRAPER

Versatile Tool for Scraping and Tile Removal

- Air cushion hammering for longer tool life
- Quick change bit retainer for easy changes
- Automatic brush cut-off protects commutator from damage
- Factory grease packed for reduced maintenance
- All-ball bearing construction for longer tool life
- Accepts Makita Small bits

Model HK1810 Includes: 1-3/16" x 6" Scaling Chisel, Makita Small Shank (B-07331), 2" x 6" Scaling Chisel, Makita Small Shank (B-07347), 8-3/4" Bull Point, Makita Small Shank (B-06921), Dust Cover (423154-0), Tool Case

Blows Per Minute	0 - 3,200 BPM
Impact Energy	2.9 ft.lbs. / 3.9 J
AMPS	4.5
Vibration (m/s ²)	13.5
Bit Type	Makita small
Overall Length	12-3/8"
Net Weight	7.1 lbs.
Shipping Weight	13.7 lbs.



NEW **HR5212C**

2" AVT® ROTARY HAMMER

Advanced Anti-Vibration Technology for 3X Less Vibration

- Powerful 15 AMP motor delivers 14 ft.lbs. of impact energy to handle the most demanding applications
- Anti-Vibration Technology (AVT™) is a synchronized, three-component system that more effectively reduces vibration resulting in a low 9m/s²
- Air actuated counterbalance moves counterweight pistons in the opposite direction of the drive piston actively reducing vibration

Model HR5212C Includes: Depth Rod, HR4013C (331955-1), Hammer Bit Grease (194683-7), Cloth F/Wiping Oil (443122-7), D-handle (417003-1), Straight Handle (454781-2), Straight Handle Assembly (135629-4)

AMPS	15
Capacities: Concrete Drilling	2"
Concrete Drilling w/ Core Bit	6-1/4"
Impact Energy	14 ft.lbs. / 19 J
Vibration (m/s ²)	9
Blows Per Minute	1,100 - 2,250 BPM
No Load Speed	130 - 260 RPM
Overall Length	23-1/2"
Net Weight	26.2 lbs.
Shipping Weight	42 lbs.
Bit Type	Accepts SDS-MAX



HR4510C

1-3/4" AVT® ROTARY HAMMER

Anti-Vibration Technology for 2X Less Vibration

- Powerful 13.5 AMP motor delivers 9.2 ft.lbs. of impact energy to handle the most demanding applications
- Constant speed control automatically applies additional power to the motor to maintain speed under load to complete the most challenging jobs
- Soft start suppresses start-up reaction for more control and better accuracy

Model HR4510C Includes: Side Handle (151769-0), D-handle (417003-1), Depth Gauge (321248-4), Hammer Bit Grease (194683-7), Tool Case

AMPS	13.5
Capacities: Concrete Drilling	1-3/4"
Concrete Drilling w/ Core Bit	5"
Impact Energy	9.2 ft.lbs. / 12.5 J
Vibration (m/s ²)	9.5
Blows Per Minute	1,250 - 2,750 BPM
No Load Speed	130 - 280 RPM
Overall Length	18"
Net Weight	19.6 lbs.
Shipping Weight	35 lbs.
Bit Type	Accepts SDS-MAX



NEW **HR4013C**

1-9/16" AVT® ROTARY HAMMER

Advanced Anti-Vibration Technology for 3X Less Vibration

- Powerful 11 AMP motor delivers 8.4 ft.lbs. of impact energy to handle the most demanding applications
- Anti-Vibration Technology (AVT™) is a synchronized, three-component system that more effectively reduces vibration
- Air actuated counterbalance moves counterweight pistons in the opposite direction of the drive piston actively reducing vibration

Model HR4013C Includes: D-Handle Assembly, HR4013C (196792-8), Depth Rod, HR4013C (331955-1), Side Handle Assembly (123138-5), Hammer Bit Grease (194683-7), Cloth F/Wiping Oil (443122-7)

AMPS	11
Capacities: Concrete Drilling	1-9/16"
Concrete Drilling w/ Core Bit	4-1/8"
Impact Energy	8.4 ft.lbs. / 11.4 J
Vibration (m/s ²)	5
Blows Per Minute	1,450 - 2,900 BPM
No Load Speed	250 - 500 RPM
Overall Length	18-11/16"
Net Weight	15.1 lbs.
Shipping Weight	27.8 lbs.
Bit Type	Accepts SDS-MAX



HR4002

1-9/16" ROTARY HAMMER

Sequential Impact Timing for up to 50% Faster Drilling

- Powerful 10 AMP motor delivers 4.6 ft.lbs. of impact energy
- 2-mode operation for "Hammering Only" or "Hammering with Rotation"
- Rubberized ergonomic soft grip provides more comfort
- "No hammering when idling" functions helps increase tool life
- One-touch sliding chuck for quick bit changes
- Torque limiting clutch engineered to prevent gear damage by automatically disengaging gears if the bit binds

Model HR4002 Includes: Side Handle (158131-0), Depth Gauge (321248-4), Hammer Bit Grease (194683-7), Tool Case

AMPS	10
Capacities: Concrete Drilling	1-9/16"
Concrete Drilling w/ Core Bit	4-1/8"
Impact Energy	4.6 ft.lbs. / 6.2 J
Vibration (m/s ²)	17.5
Blows Per Minute	680 BPM
No Load Speed	2,500 RPM
Overall Length	18"
Net Weight	14.6 lbs.
Shipping Weight	26.89 lbs.
Bit Type	Accepts SDS-MAX



HR5000

2" ROTARY HAMMER
Air Cushion Design
for Hard Hitting Action

- All ball-and-needle bearing construction for longer tool life
- Powerful 11 AMP motor for the most demanding applications
- Built-in clutch reduces gear damage by disengaging gears if the bit binds
- 2-mode operation for "Hammering Only" or "Hammering with Rotation" for multiple applications
- Sequential impact timing delivers timed hammering during rotation to minimize overlapping bit impacts resulting in up to 50% faster drilling

Model HR5000 Includes: Hex Wrench (783202-0), Hex Wrench (783203-8), Blade Wrench (783204-6), Tool Case



HR4041C

1-9/16" ROTARY HAMMER
Electronic Controller
for Operator Convenience

- Powerful 12 AMP motor delivers 6.8 ft.lbs. of impact energy
- Constant speed control automatically applies additional power to the motor to maintain speed under load
- Soft start suppresses start-up reaction for more control and better accuracy
- Variable speed control dial enables user to match the speed to the application
- "No hammering while idling" helps increase tool life

Model HR4041C Includes: Depth Gauge (321248-4), Side Handle (416549-4), Tool Case



AVT
Anti Vibration Technology

HR3210C

1-1/4" AVT® ROTARY HAMMER
Anti-Vibration Technology
for 2X Less Vibration

- Powerful 8.2 AMP motor delivers 4.7 ft.lbs. of impact energy
- Constant speed control automatically applies additional power to the motor to maintain speed under load
- Soft start suppresses start-up reaction for more control and better accuracy
- L.E.D. service light notifies the user approximately 8 hours before the brushes need to be replaced

Model HR3210C Includes: Side Handle (151769-0), Depth Gauge (321248-4), Hammer Bit Grease (194683-7), Tool Case



HR2811F

1-1/8" ROTARY HAMMER
Sequential Impact Timing
for up to 50% Faster Drilling

- Powerful 7.0 AMP motor delivers 2.1 ft.lbs. of impact energy
- L.E.D. light illuminates drilling surface for more productivity in low light applications
- Torque limiting clutch engineered to prevent gear damage
- 3-mode operation for "Rotation Only", "Hammering with Rotation" or "Hammering Only"
- One-touch sliding chuck for quick bit changes

Model HR2811F Includes: Depth Gauge (324219-0), Side Handle (154842-5), Tool Case

AMPS	11
Capacities: Concrete Drilling	2"
Concrete Drilling w/ Core Bit	5-7/8"
Impact Energy	8.7 ft.lbs. / 11.8 J
Vibration (m/s ²)	25
Blows Per Minute	2,100 BPM
No Load Speed	260 RPM
Overall Length	18-3/4"
Net Weight	21.8 lbs.
Shipping Weight	35 lbs.
Bit Type	Accepts Spline shank

AMPS	12
Capacities: Concrete Drilling	1-9/16"
Concrete Drilling w/ Core Bit	4-5/8"
Impact Energy	6.8 ft.lbs. / 9.2 J
Vibration (m/s ²)	15
Blows Per Minute	1,300 - 2,600 BPM
No Load Speed	230 - 460 RPM
Overall Length	16-7/8"
Net Weight	14.8 lbs.
Shipping Weight	28.6 lbs.
Bit Type	Accepts Spline shank

AMPS	8.2
Capacities: Concrete Drilling	1-1/4"
Concrete Drilling w/ Core Bit	3-1/2"
Impact Energy	4.1 ft.lbs. / 5.5 J
Vibration (m/s ²)	10
Blows Per Minute	1,650 - 3,300 BPM
No Load Speed	315 - 630 RPM
Overall Length	15-5/8"
Net Weight	11.4 lbs.
Shipping Weight	28 lbs.
Bit Type	Accepts SDS-PLUS

AMPS	7
Capacities: Concrete Drilling	1-1/8"
Concrete Drilling w/ Core Bit	3-1/8"
Impact Energy	2.1 ft.lbs. / 2.9 J
Vibration (m/s ²)	15
Blows Per Minute	0 - 4,500 BPM
No Load Speed	0 - 1,100 RPM
Overall Length	12-5/8"
Net Weight	7.7 lbs.
Shipping Weight	12 lbs.
Bit Type	Accepts SDS-PLUS



AVT
Anti Vibration Technology

HR2641

1" AVT® ROTARY HAMMER
Anti-Vibration Technology
for 2X Less Vibration

- Powerful 8 AMP motor delivers 2.1 ft.lbs. of impact energy to handle the most demanding applications
- Anti-Vibration Technology (AVT™) is an internal counterbalance system that greatly reduces vibration
- Integrated damper spring at the base of the impact bolt is engineered to absorb impact vibrations from the drill bit
- Retractable tool hook secures the tool when not in use
- Recessed hammer function selector located below gear housing for improved durability

Model HR2641 Includes: Side Handle (451749-9), Depth Gauge (331886-4), Tool Case

AMPS	8
Capacities: Concrete Drilling	1"
Concrete Drilling w/ Core Bit	3-1/8"
Impact Energy	2.1 ft.lbs. / 2.9 J
Vibration (m/s ²)	11.5
Blows Per Minute	0 - 4,500 BPM
No Load Speed	0 - 1,100 RPM
Overall Length	16-5/8"
Net Weight	7.1 lbs.
Shipping Weight	12 lbs.
Bit Type	Accepts SDS-PLUS



HR2475

1" ROTARY HAMMER
Sequential Impact Timing
for up to 50% Faster Drilling

- Powerful 7.0 AMP motor delivers 2 ft.lbs. of impact energy
- Torque limiting clutch engineered to prevent gear damage
- 40 bit angle settings allow the bit to be set at different positions
- 3-mode operation for "Rotation Only", "Hammering with Rotation" or "Hammering Only"
- One-touch sliding chuck for quick bit changes

Model HR2475 Includes: Side Handle (158057-6), Depth Gauge (324219-0), Tool Case

AMPS	7
Capacities: Concrete Drilling	1"
Concrete Drilling w/ Core Bit	3-1/8"
Impact Energy	2 ft.lbs. / 2.7 J
Vibration (m/s ²)	15.5
Blows Per Minute	0 - 4,500 BPM
No Load Speed	0 - 1,100 RPM
Overall Length	16-7/8"
Net Weight	6.6 lbs.
Shipping Weight	11.9 lbs.
Bit Type	Accepts SDS-PLUS



AVT
Anti Vibration Technology

HR2611F

1" AVT® ROTARY HAMMER
Anti-Vibration Technology
for 2X Less Vibration

- Powerful 7 AMP motor delivers 2.1 ft.lbs. of impact energy to handle the most demanding applications
- Anti-Vibration Technology (AVT™) is an internal counterbalance system that greatly reduces vibration
- Integrated damper spring at the base of the impact bolt is engineered to absorb impact vibrations from the drill bit
- L.E.D. light illuminates drilling surface for more productivity in low light applications

Model HR2611F Includes: Side Handle (451749-9), Depth Rod (331886-4), Tool Case

AMPS	7
Capacities: Concrete Drilling	1"
Concrete Drilling w/ Core Bit	2-11/16"
Impact Energy	2.1 ft.lbs. / 2.9 J
Vibration (m/s ²)	11.5
Blows Per Minute	0 - 4,600 BPM
No Load Speed	0 - 1,200 RPM
Overall Length	15-1/8"
Net Weight	6.6 lbs.
Shipping Weight	11.7 lbs.
Bit Type	Accepts SDS-PLUS



HR1830F

1-1/16" ROTARY HAMMER
Compact with Less Weight (4.2 lbs.)

- Powerful 4.2 AMP motor delivers .9 ft.lbs. of impact energy
- L.E.D. light illuminates drilling surface for more productivity in low light applications
- Torque limiting clutch engineered to prevent gear damage
- 2-mode operation for "Rotation Only", "Hammering with Rotation"
- One-touch sliding chuck for quick bit changes

Model HR1830F Includes: Depth Gauge (415486-9), Side Handle (154842-5), Tool Case

AMPS	4.2
Capacities: Concrete Drilling	1-1/16"
Concrete Drilling w/ Core Bit	2-9/16"
Steel	1/2"
Impact Energy (ft.lbs.)	0.9 ft.lbs. / 1.2 J
Vibration (m/s ²)	14
Blows Per Minute	0 - 5,000 BPM
No Load Speed	0 - 1,500 RPM
Overall Length	10-7/8"
Net Weight	4.2 lbs.
Shipping Weight	11 lbs.
Bit Type	Accepts SDS-PLUS



HRH01

**36V LXT®
1" ROTARY HAMMER**
Corded Speed & Power
Without the Cord

- Makita-built motor delivers 0 - 1,200 RPM & 0 - 4,800 BPM
- Ergonomically designed vibration absorbing handle
- 3-mode operation for "rotation only", "hammering with rotation" or "hammering only" for multiple applications
- One-touch sliding chuck for quick bit changes
- Torque Limiting Clutch engineered to prevent gear damage by automatically disengaging gears if the bit binds

Model HRH01 Includes: 2 ea. Battery (BL3626), Rapid Optimum Charger (DC36RA), Side Handle (450990-1), Depth Gauge (324219-0), Tool Case

Capacity: Concrete Drilling	1"
No Load Speed	0 - 1,200 RPM
Blows Per Minute	0 - 4,800 BPM
Impact Energy	3 J
Bit Type	Accepts SDS-PLUS
Battery	36V LXT™ Lithium-Ion
Overall Length	14-1/4"
Net Weight (w/battery)	9.9 lbs.
Shipping Weight	25.3 lbs.



XRH05Z

**18v X2 LXT® LITHIUM-ION
1" ROTARY HAMMER (TOOL ONLY)**
18 Volt Solution for Corded
Power Demands

- Two 18V LXT™ Lithium-Ion batteries deliver the power and run time for corded demands without leaving the 18V LXT™ platform
- Makita-built motor delivers 0-1,250 RPM, 0-5,000 BPM and 3.0 Joules of impact energy for fast drilling
- Vibration-absorbing handle engineered for increased operator comfort

Model XRH05Z Includes: Side Handle (450990-1), Depth Gauge (324219-0), Tool Bag; Battery and charger not included

Capacity: Concrete Drilling	1"
No Load Speed	0 - 1,255 RPM
Blows Per Minute	0 - 5,000 BPM
Impact Energy	3 J
Bit Type	Accepts SDS-PLUS
Battery	18v LXT™ Lithium-Ion
Overall Length	13-3/4"
Net Weight (w/battery)	10.1 lbs.
Shipping Weight	14 lbs.

BUILT-ON HEPA VACUUM



**LXT
BRUSHLESS**

XRH011X

**18v LXT® BRUSHLESS
1" ROTARY HAMMER KIT**
Built-on HEPA Vacuum

- The built-on vacuum attachment captures concrete dust during drilling and is activated by the tool for operator convenience
- Vacuum powered by separate motor to maintain tool drilling performance, and provide a 2-second delay to capture remaining concrete dust
- Efficient HEPA filtration system captures 99.75% of particulates .3 microns and larger

Model XRH011X Includes: 2 ea. 3.0 Ah Battery (BL1830), Rapid Optimum Charger (DC18RC), Dust Collection Vacuum Attachment (DX01), Side Handle (158057-6), Depth Gauge (324219-0), Tool Bag
Model XRH012VX Includes: HEPA vacuum (DX01), Tool Bag. Battery and charger not included

Capacity: Concrete Drilling	1"
No Load Speed	0 - 950 RPM
Blows Per Minute	0 - 4,700 BPM
Impact Energy	1.9 J
Bit Type	Accepts SDS-PLUS
Battery	18v LXT™ Lithium-Ion
Overall Length	14-5/8"
Net Weight (w/battery)	10.2 lbs.
Shipping Weight	14.8 lbs.



**LXT
BRUSHLESS**

XRH01Z

**18v LXT® BRUSHLESS
1" ROTARY HAMMER (TOOL ONLY)**
Efficient BL™ Brushless Motor

- Efficient BL™ Brushless motor is electronically controlled to optimize battery energy use for up to 50% longer run time per charge
- The BL™ Brushless Motor eliminates carbon brushes, enabling the BL™ Motor to run cooler and more efficiently for longer life
- Compact and ergonomic design at only 12-7/8" long
- Weighs only 7.2 lbs. with battery (battery not included)

Model XRH01Z Includes: Side Handle (158057-6), Depth Gauge (234219-0) Battery, charger and case not included

Capacity: Concrete Drilling	1"
No Load Speed	0 - 950 RPM
Blows Per Minute	0 - 4,700 BPM
Impact Energy	1.9 J
Bit Type	Accepts SDS-PLUS
Battery	18v LXT™ Lithium-Ion
Overall Length	12-7/8"
Net Weight (w/battery)	7.2 lbs.
Shipping Weight	7.1 lbs.



XRH04

**18v LXT®
7/8" ROTARY HAMMER KIT**
Compact Pistol Grip Design

- Makita-built variable speed motor delivers 0-1,100 RPM and 0-4,000 BPM
- 3-mode operation for "Rotation Only", "Hammering with Rotation" or "Hammering Only" for multiple applications
- Built-in clutch reduces gear damage by automatically disengaging gears if bit binds
- Faster drilling with synchronized RPM and BPM
- Job site tested shock absorbent handle protects the battery housing for extra durability

Model XRH04 Includes: 2 ea. 3.0 Ah Battery (BL1830), Rapid Optimum Charger (DC18RC), Side Handle (158057-6), Depth Gauge (324219-0), Tool Bag
Model XRH04Z Includes: Tool only - battery and charger not included

Capacity: Concrete Drilling	7/8"
No Load Speed	0 - 1,100 RPM
Blows Per Minute	0 - 4,000 BPM
Impact Energy	1.9 J
Bit Type	Accepts SDS-PLUS
Battery	18v LXT™ Lithium-Ion
Overall Length	16-3/8"
Net Weight (w/battery)	7.7 lbs.
Shipping Weight	16.8 lbs.



XRH03

**18v LXT®
7/8" ROTARY HAMMER KIT**
Faster Drilling with Synchronized
RPM & BPM

- Makita-built variable speed motor delivers 0 - 1,100 RPM & 0 - 4,000 BPM
- 3-mode operation for "rotation only", "hammering with rotation" or "hammering only" for multiple applications
- Large 2-finger variable speed trigger for added convenience
- Faster drilling with synchronized RPM and BPM
- One-touch sliding chuck for quick bit changes

Model XRH03 Includes: 2 ea. 3.0 Ah Battery (BL1830), Rapid Optimum Charger (DC18RC), Side Handle (158057-6), Depth Gauge (324219-0), Tool Bag
Model XRH03Z Includes: Tool only - battery, charger and bag not included

Capacity: Concrete Drilling	7/8"
No Load Speed	0 - 1,100 RPM
Blows Per Minute	0 - 4,000 BPM
Impact Energy	1.9 J
Bit Type	Accepts SDS-PLUS
Battery	18v LXT™ Lithium-Ion
Overall Length	14-1/8"
Net Weight (w/battery)	7.7 lbs.
Shipping Weight	17.4 lbs.

**BL
MOTOR
BRUSHLESS**

**UP TO 50%
LONGER
RUN TIME**

**INCREASED
POWER & SPEED**

**LONGER LIFE
BRUSHLESS MOTOR**

Learn More makitatools.com/LXTBrushless



HP2070F



L.E.D. Light

3/4" HAMMER DRILL

Dual Purpose for "Hammering" or "Drilling"

- Powerful 8.2 AMP motor for heavy duty use
- 2-mode operation for "hammering with rotation" or "rotation only"
- Large trigger switch and 360° swivel side handle for maneuverability
- Built-in clutch reduces gear damage by disengaging gears if bit binds
- Ball bearing construction for longer tool life
- L.E.D. light illuminates the work area

Model HP2070F Includes: Side Handle (152521-9), Chuck Key (763430-3), Depth Gauge (324219-0), Tool Case

Capacities: Concrete Drilling	3/4"
Steel: low, high	5/8", 5/16"
No Load Speed	0 - 1,200 / 0 - 2,900 RPM
Blows Per Minute	0 - 24,000 / 0 - 58,000 BPM
AMPS	8.2
Overall Length	14-1/4"
Net Weight	5.6 lbs.
Shipping Weight	9.3 lbs.



HP2050

3/4" HAMMER DRILL

"Hammering with Rotation" or "Rotation Only"

- Powerful 6.6 AMP motor for the most demanding jobs
- Conveniently located 2-mode switch allows for fast mode changes
- 2-speed, variable speed (0-1,200 & 0-2,900 RPM) with variable speed control dial
- Built-in clutch reduces gear damage by disengaging gears if bit binds
- Less weight (5.6 lbs.) for reduced operator fatigue

Model HP2050 Includes: Side Handle (153503-4), Depth Gauge (324219-0), Chuck Key (763430-3), Tool Case

Capacities: Concrete Drilling	3/4"
Steel: low, high	1/2", 5/16"
Wood: low, high	1-9/16", 1"
No Load Speed	0 - 1,200 / 0 - 2,900 RPM
Blows Per Minute	0 - 24,000 / 0 - 58,000 BPM
AMPS	6.6
Overall Length	14-1/4"
Net Weight	5.6 lbs.
Shipping Weight	8.8 lbs.



HP2050F



L.E.D. Light

3/4" HAMMER DRILL

"Hammering with Rotation" or "Rotation Only"

- Powerful 6.6 AMP motor for the most demanding jobs
- Conveniently located 2-mode switch allows for fast mode changes
- 2-speed, variable speed (0-1,200 & 0-2,900 RPM) with variable speed control dial
- Built-in clutch reduces gear damage by disengaging gears if bit binds
- Less weight (5.6 lbs.) for reduced operator fatigue
- L.E.D. light illuminates the work area

Model HP2050F Includes: Side Handle (153503-4), Depth Gauge (324219-0), Chuck Key (763430-3), Tool Case

Capacities: Concrete Drilling	3/4"
Steel: low, high	1/2", 5/16"
Wood: low, high	1-9/16", 1"
No Load Speed	0 - 1,200 / 0 - 2,900 RPM
Blows Per Minute	0 - 24,000 / 0 - 58,000 BPM
AMPS	6.6
Overall Length	14-1/4"
Net Weight	5.6 lbs.
Shipping Weight	8.8 lbs.



HP2010N

3/4" HAMMER DRILL

Industrial Metal Gear Housing for Durability

- 2-speed gear change for ideal speed and power
- Variable speed switch for easy starting of holes
- Depth gauge for "drop-in" type anchors
- Powerful 6.0 AMP motor for continuous use
- All ball bearing construction for long tool life
- Adjustable side handle for greater control

Model HP2010N Includes: Drill Chuck, NHP1310 (763047-2), Chuck Key (798341-3), Side Handle (122428-3), Depth Gauge (321059-7), Tool Case

Capacities: Concrete	low, high	3/4", 1/2"
Steel: low, high		1/2", 5/16"
Wood: low, high		1-1/2", 3/4"
No Load Speed	0 - 900 / 0 - 2,300 RPM	
Blows Per Minute	0 - 18,000 / 0 - 46,000 BPM	
AMPS		6
Overall Length		13-3/4"
Net Weight		6.4 lbs.
Shipping Weight		11.6 lbs.



HP1641K

5/8" HAMMER DRILL WITH KEYLESS CHUCK

Industrial Keyless Chuck; Includes Tool Case

- 2-mode operation "rotation only" or "hammering with rotation" for multiple applications
- Powerful 6.0 AMP motor for the most demanding applications
- Lightweight (4.3 lbs.) with large drilling capacity
- Soft grip handle provides increased comfort on the job
- All ball bearing construction for longer tool life
- Recessed lock-on button for continuous use

Model HP1641K Includes: Keyless Drill Chuck (763192-3), Side Handle (153503-4), Depth Gauge (324219-0), Tool Case

Capacities: Concrete Drilling	5/8"
Steel	1/2"
Wood	1-3/16"
No Load Speed	0 - 2,800 RPM
Blows Per Minute	0 - 44,800 BPM
AMPS	6
Overall Length	11-7/8"
Net Weight	4.3 lbs.
Shipping Weight	6 lbs.



HP1640

5/8" HAMMER DRILL Lightweight (4.4 lbs.) with Large Drilling Capacity

- 2-mode operation "rotation only" or "hammering with rotation" for multiple applications
- Powerful 6.0 AMP motor for the most demanding applications
- Soft grip handle provides increased comfort on the job
- All ball bearing construction for longer tool life
- Recessed lock-on button for continuous use

Model HP1640 Includes: Drill Chuck (192541-1), Chuck Key (763440-0), Side Handle (153503-4), Depth Gauge (324219-0)

Capacities: Concrete Drilling	5/8"
Steel	1/2"
Wood	1-3/16"
No Load Speed	0 - 2,800 RPM
Blows Per Minute	0 - 44,800 BPM
AMPS	6
Overall Length	11-7/8"
Net Weight	4.4 lbs.
Shipping Weight	6 lbs.



Dust Collection Port



4114

AC/DC

14" SJS™ ANGLE CUTTER

Built in Dust Port for Reduced Dust and Debris when Connected to a Vacuum

- Powerful 15.0 AMP motor delivers 3,800 RPM for the most demanding applications
- SJS™ technology is a mechanical clutch system that helps prevent motor and gear damage by allowing the drive shaft to slip
- Removable base for a closer edge-to-edge cut
- Rubberized wraparound handle for increased comfort

Model 4114 Includes: Socket Wrench (782210-8)

Arbor	1"
Max. Cutting Depth:	14" diamond blade 5"
	14" cut-off wheel 5"
No Load Speed	3,800 RPM
AMPS	15
Overall Length	26-1/2"
Net Weight	23.8 lbs.
Shipping Weight	24.2 lbs.

Diamond Blades

Segmented Rim:

Segment slots help deliver a faster cooler cut in multiple applications



Blade Diameter	Material	Part #
12"	Cured Concrete, Block, Brick	A-94720
12"	Concrete, Asphalt	T-01264
14"	Asphalt, Sand Stone Green Concrete	A-94655
14"	Concrete, Asphalt	T-01270
14"	Cured Concrete Block, Brick	A-94736
14"	Cured Concrete Block, Brick	A-94932*
14"	Concrete, Asphalt, Granite	T-02537 NEW
16"	Asphalt, Sand Stone Green Concrete	A-94661
16"	Cured Concrete, Block, Brick	A-94742
16"	Concrete, Asphalt	T-01286

*Contractor Pack (3-Pack)

Turbo Rim:

Constant contact with material delivers a smoother finish than segmented blades



Blade Diameter	Material	Part #
14"	Cured Concrete, Fire Brick	A-94627



EK8100

16" POWER CUTTER

5.6 HP with Powerful 81cc Engine

- Improved deco-valve and metering spring for precise fuel regulation
- Ignition coil with start support function for easier start ups
- On-Off-choke operation on a single lever for operator convenience
- Five stage filtration system with advanced directional air flow, for better saw performance
- SLR Muffler recycles unburned fuel vapor for reduced scavenging-losses and up to 15% improved fuel consumption

Model EK8100 Includes: 16" Abrasive Cut-Off Wheel, Masonry (966-161-020), Universal Wrench (941-719-140), Torx Wrench (940-827-000), Carburetor Screwdriver (944-340-001), Adapter Ring (20mm to 1") (394-228-121)

Engine Displacement	4.9 cu.in. (81 cc)
Engine (max power)	5.6 HP/4.2 kW
No Load Speed/Max. Spindle Speed	9,350 / 3,820 RPM
Fuel Mixture	50:01:00
Fuel Tank Capacity	37 oz.
Arbor w/ Adaptor	20mm/1" adaptor
Max. Cutting Depth	5-3/4"
Dry Weight	23.3 lbs.
Shipping Weight	36 lbs.



EK7651H

14" MM4® 4-STROKE POWER CUTTER

No Oil Mixing Simplifies Operation and Prevents Piston Seizure Due to Improper Mixing

- Eliminates the need for separate mixed oil/fuel can
- Lower noise at 93.2dB(A) and smoother idle for continuous operation
- Automatic engine decompression valve is engineered into the cam gear to reduce pull-start force by 40%
- Pressure compensated carburetor with vented choke plate allows for optimum fuel delivery

Model EK7651H Includes: Wrench (782236-0), Torx Wrench (782025-3), Screwdriver (783012-5), Adapter Ring (20mm to 1") (394-228-121), Tool Kit (195488-8), Oil Bottle (195532-1)

Engine Displacement	4.61 cu.in. (75.6 cc)
Engine (max power)	4.1 HP/3 kW
No Load Speed/Max. Spindle Speed	9,100 / 4,300 RPM
Fuel Type	Unleaded gas
Fuel Tank Capacity	37 oz.
Arbor w/ Adaptor	20mm/1" adaptor
Max. Cutting Depth	4-13/16"
Dry Weight	28.3 lbs.
Shipping Weight	35.2 lbs.



EK7301

14" POWER CUTTER

5.1 HP with Powerful 73 cc. Engine

- Improved decompression valve and metering spring for precise fuel regulation
- Ignition coil with start support function for easier start-ups
- On-Off-choke operation on a single lever for operator convenience
- Five stage filtration system with advanced directional air flow, for better saw performance
- Starter grip decompression valve for faster starting
- Improved ignition system with large flywheel and rare earth magnets create more efficient power.

Model EK7301 Includes: Torx Wrench (940-827-000), Adapter Ring (20mm to 1") (394-228-121), Universal Wrench (941-719-140), Carburetor Screwdriver (944-340-001)

Engine Displacement	4.5 cu.in. (73 cc)
Engine (max power)	5.1 HP/3.8 kW
No Load Speed/Max. Spindle Speed	9,350 / 4,300 RPM
Fuel Mixture	50:01:00
Fuel Tank Capacity	37 oz.
Arbor w/ Adaptor	20mm/1" adaptor
Max. Cutting Depth	4-13/16"
Dry Weight	22 lbs.
Shipping Weight	28 lbs.



EK6101

14" 61 CC POWER CUTTER

4.4 HP with Powerful 61 cc Engine at Only 19.6 lbs.

- Stratified Air Scavenging (SAS) recovers 75% of unburned fuel and reduces fuel consumption by 20%
- Cyclonic air Intake delivers more air, more efficiently and increases air filter life by discarding 90% of larger debris
- Start capacitor with spring assisted recoil stores electrical energy resulting in significantly less pull start force
- Sliding front engine mounts help absorb vibration by detaching when cutting pressure is applied

Model EK6101 Includes: Universal Wrench (941-719-140), Torx Wrench (940-827-000), Carburetor Screwdriver (944-340-001), Adapter Ring (20mm to 1") (315-228-120)

Engine Displacement	3.7 cu.in. (61 cc)
Engine (max power)	4.4 HP/3.2 kW
No Load Speed/Max. Spindle Speed	9,850 / 4,400 RPM
Fuel Mixture	50:01:00
Fuel Tank Capacity	23.6 oz.
Arbor w/ Adaptor	20mm/1" adaptor
Max. Cutting Depth	5-1/8"
Dry Weight	19.6 lbs.
Shipping Weight	28 lbs.

Power Cutter Accessories

2.6 Gallon Pressurized Water Tank

Description	Part #
Water Tank	988-394-610 NEW

Pre Filter

Model	Part#
DPC6410, DPC7310, DPC7311, DPC7321, EK7301, DPC8112	326-173-080
DPC7331, EK7301	395-173-081
DPC8132, EK8100	395-173-081
DPC7310, DPC7311, EK7651H	394-173-030
EK7651H	195945-6

Air Filter

DPC6410, DPC7310, DPC7311, DPC7321, DPC8112	394-173-010
DPC7331, DPC8132, EK7301, EK8100	395-173-011
EK7651H	442165-6
DPC6410, DPC7310, DPC7311, DPC7321, DPC8112	394-173-020
DPC7331, DPC8132, EK7301, EK8100	395-173-020
EK7651H	424399-3

5+1 Filter Set

DPC7331, EK7301, EK8100	957-173-110
-------------------------	-------------

2-Cycle Synthetic Engine Oil (All 2-Cycle Models)

Size	Qty. per Pkg.	Part #
2.6 oz.	1	T-00745
2.6 oz.	48	T-00745-48
6.4 oz.	1	T-00739
6.4 oz.	48	T-00739-48

Dolly & Attachments

- Comes completely assembled
- Depth-wheel weighted for greater stability
- "Tool-less" attachment - saw to dolly
- Quick adjusting ratchet system

Description	Model	Part #
Dolly & Gravity Feed Tank		DT2010*
Angled Gas Filler	EK7301, EK8100	010-114-040
Water Attachment Kit		394-365-630
Dolly & Gravity Feed Tank	EK7651H	DT4000
Water Attachment Kit		195533-9

*Use with Water Attachment Kit #394-365-630

Description	Part #
Torx Wrench	940-827-000

4-Stroke Engine Oil (All 4-Stroke Models)

Description	Size	Qty.	Part #
10W-30 Engine Oil	2.7 oz.	1	195826-4
	2.7 oz.	48	195826-4-48
	6.7 oz.	1	T-02484 NEW
	6.7 oz.	12	T-02490 NEW

MM4
4-STROKE ENGINE

REDUCES COST



ONE CAN FOR ALL YOUR GAS POWERED EQUIPMENT

ADVANTAGES

Get lower emissions, less noise and reduced operating costs.

Makita 4-stroke engines have measurably lower emissions and noise than traditional 2-stroke engines.

Lower fuel consumption at .45 gallons per hour.

Reduced exhaust and intake carbon build-up for longer cylinder life.

Learn More makitatools.com/MM4

ADVANCED
DIRECTIONAL AIR FLOW
PERFORMANCE

Five-Stage Filter System
with Advanced Directional Air Flow ensures clean air for added performance and long engine life

SMOOTH OPERATOR



Concrete Planer Accessories

Diamond Cup Wheels

Size	Description	Model	Part #
5"	Segmented rim for fast material removal	PC5000C, PC5001C	A-95009
5"	Continuous Rim For a smooth finish		A-94998
4-3/8"	Continuous rim for a smooth finish		792289-1
4-3/8"	Segmented for fast material removal	PC1100	724907-1A

Model PC5000C Includes: 5" Diamond Cup Wheel, Segmented Rim (A-95009), Lock Nut Wrench (782425-7), Hex Wrench (783203-8), Dust Bag (122853-8), Brush Set (194921-7), Tool Case

Wheel Diameter	5"
No Load Speed	10,000 RPM
AMPS	10
Overall Length	17-1/8"
Net Weight	8.9 lbs.
Shipping Weight	23 lbs.

PC5001C

5" CONCRETE PLANER Adjustable Front Roller for Consistent Planing Depth

- Powerful 10.0 AMP motor delivers more output and 10,500 RPM
- Constant Speed Control automatically applies additional power to the motor
- Soft start suppresses start-up reaction for more control and longer tool life
- Electronic current limiter helps protect the motor from overload
- Anti-restart prevents accidental start up after power loss

Model PC5001C Includes: 5" Diamond Cup Wheel, Continuous Rim (A-94998), Hex Wrench (783203-8), Lock Nut Wrench (782425-7), Dust Bag (122853-8), Brush Set (194921-7), Tool Case

Wheel Diameter	5"
No Load Speed	10,000 RPM
AMPS	10
Overall Length	18-13/16"
Net Weight	11.2 lbs.
Shipping Weight	25 lbs.



4101RH

5" MASONRY SAW For Wet Cutting of Tile, Masonry, Concrete and More

- Powerful 7.9 AMP motor for the most demanding jobs
- Special cover design prevents water from entering into motor housing
- Cuts up to 1-5/8" at 90° and 1" at 45°
- Ground fault circuit interrupter (GFCI) plug
- Lock-on button for continuous operation
- Includes 15 ft. of tubing, water pressure regulator and water valve

Model 4101RH Includes: 5" Diamond Blade, Continuous Rim, Wet Cutting (A-90934), Hex Wrench (783203-8), Spanner Wrench (781011-1)

Blade Diameter	5"
Arbor	3/4"
Max. Cutting Capacities:	90° (1-5/8"), 45° (1")
No Load Speed	13,800 RPM
Watts Out	1,050
AMPS	7.9
Overall Length	9-1/4"
Net Weight	6.5 lbs.
Shipping Weight	9.3 lbs.

PC5000C

5" CONCRETE PLANER

Electronic Controller for Operator Convenience

- Powerful 10 AMP motor delivers more output and 10,500 RPM
- Constant Speed Control automatically applies additional power to the motor
- Soft start suppresses start-up reaction for more control and longer tool life
- Electronic current limiter helps protect the motor from overload

LIGHTWEIGHT & COMPACT



4100NH

4-3/8" MASONRY SAW

Powerful Cutting in Stone, Masonry, Tile & Concrete

- Powerful 12 AMP motor
- Cuts up to 1-3/8"
- Compact and lightweight at only 6.5 lbs.
- High power to weight ratio; 13,000 RPM
- Lock-off button helps prevent accidental starts

Model 4100NH Includes: 4" Diamond Blade Turbo (A-94546), Socket Wrench (782209-3), Spanner Wrench (781011-1)

Blade Diameter	4-3/8"
Arbor	3/4"
Max. Cutting Capacity (at 90°)	1-3/8"
No Load Speed	14,500 RPM
Watts Out	1,500
AMPS	12
Overall Length	8-5/8"
Net Weight	6.5 lbs.
Shipping Weight	9.4 lbs.

Diamond Blades

Segmented Rim:

Segment slots help deliver a faster cooler cut in multiple applications



Blade Diameter	Material	Part #
4"	Cured Concrete, Block, Brick	A-94677
5"	Cured Concrete, Block, Brick	A-94699

Turbo Rim:

Constant contact with material delivers a smoother finish than segmented blades



Blade Diameter	Material	Part #
4"	Cured Concrete, Block, Brick	A-94546
4"	Granite, Ceramic, Fire Brick	A-94580
5"	Cured Concrete, Block, Brick	A-94568
5"	Granite, Ceramic, Fire Brick	A-94605

Continuous Rim:



Blade Diameter	Material	Part #
5"	Cured Concrete, Block, Brick	A-90934

Additional Diamond Blades See pg. 96

Xtract Vac[®]

Auto-Filter Cleaning System

DUST EXTRACTION

12 Gallon Xtract Vac[®] Wet/Dry Vacuum
MODEL VC4710



Celebrating
100 YEARS
of Innovation

XTRACT VAC[®]



pg. 38

ACCESSORIES



pg. 39

**BLOWERS/
VACUUMS**



pg. 40

XTRACT VAC® FEATURES

EFFICIENCY



Automatic filter cleaning system with blow-back feature is timed at set intervals for longer filter life

PERFORMANCE



Variable speed control dial for a variety of applications

CONVENIENCE



Integrated cord reel & hose rack for operator convenience and easy storage

VERSATILITY



Onboard tool activated outlet starts and stops vacuum with power tool usage

Learn More makitatools.com/XtractVac

SETTING A NEW STANDARD FOR JOBSITE VACUUMS WITH DUST XTRACTION™

Meets EPA (RRP) Rule HEPA Vacuums with Optional HEPA Main Filter Installed

VC4710



**12 GALLON WET/
DRY VACUUM**

**Powerful 12 AMP Motor Generates
135 CFM of Suction Power and 92"
of Water Lift**

- Quiet operating sound level of 59 dB(A)
- Weighs only 27 lbs.
- Automatic Filter Cleaning System with blow-back feature for longer filter life
- Onboard tool-activated outlet starts and stops vacuum with power tool usage
- Variable speed control dial for a variety of applications
- Meets the EPA (RRP) rule for HEPA vacuums only with the optional main HEPA filter installed

Model VC4710 Includes: Main Flat Filters, 2/pk (P-79843), 1-3/8" x 16' Anti-Static Hose (P-79865), Crevice Nozzle (W6084), Replacement Cuff (P-70421), Fleece Nano Filter Bag (P-78293), Disposable Bag (P-70297)

Air Flow Rate	135 CFM
AMPS	12
Power Consumption	840 watts
Static Water Lift	92"
Working Sound Level	59 dB(A)
Equipped Filter Surface Area	2 x 1.62 ft
Equipped Filter Efficiency	99.95% of 2 microns
Peak Horsepower	4 HP
Gross Container Size	12 gal.
Dry Capacity	9 gal
Wet Capacity	8 gal.
Dry Weight	27 lbs.
Shipping Weight	40.8 lbs.

* VC4710 is equipped with Soft Start function; therefore, Peak HP can only be measured at normal usage not at start up



Xtract Vac® Accessories

Description	Part #	Description	Part #
Main Flat Nano Filters (pair)	P-79843	Crevice Nozzle	W6084
Main Flat HEPA Filters (pair) Tested filter efficiency certificate included	P-79859	Cuff Adapter for Hose P-79865 1-1/2" I.D. 1-3/4" O.D.	P-70421
Fleece Nano Filters Bag (5/pk)	P-78293	Cuff Adapter for Hose P-70487 1" I.D. 1-3/8" - 1-1/2" O.D.	P-70415
Disposable Bag (5/pk)	P-70297	Quick-Connect Adapter	P-70378
Anti-Static Hose 1-3/8" x 16'	P-79865	Quick-Connect Cuff	P-70384
Anti-Static Hose 1" x 11' - 6"	P-70487	Flooring Set (8 pc.)	P-70312

Masonry

Connection Type to Xtract Vac Hose	Applicable Models	Connection Part #
------------------------------------	-------------------	-------------------

Drilling

Hose 192108-A	Makita® Hammers HRH01, XRH03, XRH04, HR1830F, HR2475, HR2641, HR2811F	193472-7	
	NEW Makita® Hammers HR2611F, XRH01	195173-3	
	Makita® Hammers HR4001C, HR4002, HR4010C, HR4510C	196074-8 (Also Includes Chipping Attachment)	
	NEW Makita® Hammer HR4013C Makita® Hammer HR5212C	196537-4 (Not shown) 196858-4 (Not shown)	

Cutting

Hose 192108-A	Makita® 4-1/2" - 5" Grinders Except 9005B	193794-5 With Shoe	
	Makita® 4-1/2" - 5" Grinders Except 9005B	192618-2 Without Shoe	
	14" Angle Cutter 4114		
	Drywall Cut-Out Tool XOC01, 3706	193449-2	

Surfacing/Planing

Direct Connection No Connector Necessary	Makita® 4-1/2" - 5" Grinders Except 9005B	4-1/2" - 5" 195236-5	
	Makita® 7" & 9" Grinders Except GA7911, GA7001L Recommended GA7011C, GA7040S, GA9040S	7" 195386-6	
	Planers PC5001C, PC5000C		

Chipping

Hose 192108-A	Makita® Hammers HR4002, HR4010C, HR4510C	196074-8 (Also Includes Drilling Attachment)	
	NEW HR4013C HR5212C	196537-4 (Not shown) 196858-4 (Not shown)	
Direct Connection No Connector Necessary	NEW Makita® Hammers HM0870C, HM1111C, HM1203C, HM1214C, HR4002, HR4013C, HR5212C	196571-4	

Tuck Pointing

Direct Connection No Connector Necessary	NEW Makita® 4-1/2" - 5" Grinders Except 9005B	5" Tuck Point Guard 196846-1	
---	---	---------------------------------	--

Woodworking

Connection Type to Xtract Vac Hose	Applicable Models	Connection Part #
------------------------------------	-------------------	-------------------

Sanders

Hose 192108-A	LX0B01/Z, B05030/K, B05031K, B05041/K, B06040, B06030, B04556/K, B04900V, B03710, 9403, 9404, 9903, 9910, 9920		
Direct Connection No Connector Necessary	9032	122652-8	

Miter Saws

Direct Connection No Connector Necessary	LXL501/Z, LS0815F, LS1016/L/LX5, LS1018, LS1040, LS1216L/LX4, LS1221		
---	---	--	--

Circular Saws

Direct Connection No Connector Necessary	5057KB, SP6000J/J1		
Direct Connection No Connector Necessary	5008MG	450079-5	

Plate Joiners

Hose 192108-A	PJ7000, 3901, LXJP02, XJP03		
---------------	--------------------------------	--	--

Jig Saws

Hose 192108-A	JV0600K, 4329K, JV01W		
Direct Connection No Connector Necessary	4350FCT, 4351FCT, BJV180, XVJ02Z, XVJ03	417853-4	

Routers

Direct Connection No Connector Necessary	RD1101, RF1101/KIT, RP1101	193379-7	
	RP0900K, RT0700CX3, RT0701CX3, RT0701CX7	194733-8	
	RT0700C, RT0701C, RT0701CX3, RT0701CX7	195559-1	
	RP2301FC, RP1800	P-80023	

Planers

Direct Connection No Connector Necessary	KP0810, LXPK01, XPK01		
	KP0800K	451329-1	
	KP312	193733-5	



UB1103

BLOWER

Delivers a Maximum Air Speed of 203 MPH for Faster Job Site Clean Up

- Variable speed control dial and trigger (0-16,000 RPM) for increased performance
- Maximum air volume of 145 cfm for faster clean up in larger areas
- Two tools in one; quickly converts to a vacuum for added versatility
- Large trigger with conveniently located lock-on button

Model UB1103 Includes: Rubber Blower Nozzle (132025-7), Dust Bag (122814-8)

Max. Air Volume	145 CFM
Max. Air Velocity	203 MPH
No Load Speed	0 - 16,000 RPM
AMPS	6.8
Overall Length	18-7/8"
Net Weight	4.3 lbs.
Shipping Weight	6.6 lbs.



UB360DWB

36V LXT® BLOWER KIT

Delivers up to 30 min. of Run-Time and is 30% Quieter than Gas

- Makita-built variable 2-speed motor produces a maximum air velocity of 208 MPH with up to 30 min. of continuous run time
- Variable 2-speed (0-10,000 & 0-17,000 RPM) design for optimum speed control
- Lower noise level at only 86 dB(A) for improved user comfort, 30% quieter than gas
- Zero emissions, and reduced maintenance for increased ease of use

Model UB360DWB Includes: 1 ea. 36V LXT® Battery (BL3622A), Optimum Charger (DC36WA), Long Nozzle (452123-4)

Max Air Volume	400 CFM
Max. Air Velocity	208 MPH
No Load Speed	0 - 10,000 / 0 - 17,000 RPM
Battery	36V LXT® Lithium-Ion
Sound Pressure	86 dB(A)
Overall Length	36-1/4"
Net Weight (w/battery)	6.8 lbs.
Shipping Weight	7.1 lbs.



XBU01Z

18v X2 LXT® (36V) BLOWER (TOOL ONLY)

Two 18v LXT® Lithium-Ion Batteries Deliver up to 30 Minutes of Run Time

- Makita-built motor produces a maximum air velocity of 208 MPH
- Two 18v LXT® Lithium-Ion batteries deliver the power and run time for corded demands without leaving the 18v LXT® platform
- Variable 2-speed (0-10,000 & 0-17,000 RPM) design for optimum speed control

Model XBU01Z Includes: Long Nozzle (452123-4); Battery and charger not included

Max. Air Velocity	208 MPH
No Load Speed	0 - 10,000 / 0 - 17,000 RPM
Battery	2X 18v X2 LXT® Lithium-Ion
Sound Pressure	86 dB(A)
Overall Length	36-1/4"
Net Weight (w/battery)	8 lbs.
Shipping Weight	7.1 lbs.



DUB182

18v LXT® BLOWER KIT

179 MPH for Fast Clean-Ups

- Variable speed (0-18,000 RPM) for optimum speed control
- Up to 12 minutes of continuous operation from a single charge at high speed
- Compact and ergonomic design at only 20-3/4" long
- Weighs only 3.9 lbs. with battery for reduced operator fatigue
- Rubberized soft grip handle for increased operator comfort
- Makita-built variable 3-speed motor produces a maximum air velocity of 179 MPH

Model DUB182 Includes: 1 ea. 3.0 Ah Battery (BL1830), Rapid Optimum Charger (DC18RC), Tool Bag
Model DUB182Z Includes: Tool only - battery and charger not included

Air Volume	91 CFM
Max. Air Velocity	179 MPH
No Load Speed	0 - 18,000 RPM
Battery	18v LXT® Lithium-Ion
Overall Length	20-3/4"
Net Weight (w/battery)	3.7 lbs.
Shipping Weight	3.9 lbs.



DCL500Z

Tool Only - Battery & Charger not included

18v LXT® CYCLONIC CANISTER VACUUM (TOOL ONLY)

Long Lasting Powerful Suction

- Powerful motor generates 46 CFM of suction power and 26.5" of water lift
- Up to 30 minutes of continuous operation from a single charge
- Filtration system with cyclonic separation keeps motor running at optimum performance
- Cyclonic system separates large dust particles from fine dust particles so that only fine dust particles are captured on the filter

Model DCL500Z Includes: Floor Nozzle (SH00000035), Telescoping Extension Wand (SH00000037), Crevice Nozzle (SH00000042), Shoulder Strap (166124-3), Hose (SH00000034), (SH00000032); Battery and charger not included

Continuous Use	12 min.
Air Flow Rate	46 CFM
Static Water Lift	26.5"
Working Sound Level	64 dB(A)
Capacity	.53 pint
Overall Length	13-7/8"
Net Weight (w/battery)	9.4 lbs.
Shipping Weight	11 lbs.



XLC02ZW

Tool Only - Battery & Charger not included

18V COMPACT VACUUM (TOOL ONLY)

Strong Suction Power for Fast Cleaning

- Up to 15 minutes of continuous use from a single fully charged 18V Compact Lithium-Ion battery
- Redesigned floor nozzle for improved maneuverability and debris collection
- Strong suction power for fast and efficient cleaning
- Bagless 2-stage cloth filtration system allows for easier cleaning and quicker debris disposal
- Increased storage capacity for longer time between waste disposal

Model XLC02ZW Includes: Extension Attachment (451424-7), Floor Nozzle (122858-8), Crevice Nozzle (451240-7), Filter (451208-3), Cloth Filter (443060-3); Battery and charger not included

Capacity	1.3 pint
Continuous Use	10 min.
Battery	18V Compact Lithium-Ion
Overall Length	18-3/4"
Net Weight	2.7 lbs.
Shipping Weight	7 lbs.



LC01Z

12V max VACUUM

Quick Clean-Ups with Strong Suction Power

- Strong suction power for fast and efficient cleaning
- Redesigned floor nozzle for improved maneuverability and debris collection
- Bagless 2-stage cloth filtration system allows for easier cleaning and quicker debris disposal
- Increased storage capacity for longer time between waste disposal
- Up to 12 minutes of continuous use from a single fully charged 12V max Lithium-Ion battery

Model LC01Z Includes: Extension Attachment (451424-7), Floor Nozzle (122861-9), Crevice Nozzle (416041-0), Filter (451208-3), Cloth Filter (443060-3); Battery and charger not included

Capacity	1.25 pint
Continuous Use	12 min.
Battery	12V max Lithium-Ion
Overall Length	17-7/8"
Net Weight (w/battery)	1.9 lbs.
Shipping Weight	3.5 lbs.



LC05

Includes Built-in Battery with AC Charger Cord

12V max VACUUM BUILT-IN BATTERY

Strong Suction Power

- Powered by a 12V Lithium-Ion built-in battery with AC adapter power supply
- Features 3 vacuuming modes: low, high or turbo
- Up to 12 minutes of continuous use in low mode from a fully charged battery
- L.E.D. light indicates when to charge battery and when dust bag is full
- Easy to open hinged front cover for convenient dust bag removal and replacement

Model LC05 Includes: Extension Attachment (451424-7), Floor Nozzle (122861-9), Crevice Nozzle (416041-0), Filter (451208-3), Cloth Filter (443060-3)

Capacity	1.05 pint
Continuous Use	12 min.
Battery	12V max Lithium-Ion
Overall Length	38-5/8"
Net Weight (w/battery)	1.9 lbs.
Shipping Weight	4.3 lbs.

DRILLS / FASTENING



1/2" Spade Handle Drill
MODEL DS4011



Celebrating
100 YEARS
of Innovation

DRILLS



pg. 42-43

**DRYWALL
SCREWDRIVERS**



pg. 44

SCREWDRIVERS



pg. 45

IMPACTS



pg. 45-46

ACCESSORIES



pg. 86-89
98-99

BRIAN DEEGAN

Brian Deegan, founder of the Metal Mulisha, is a fourteen-time X-Games medalist and a full-time action sports icon. Deegan and his Rockstar Makita® Ford can be found at the front of the pack in the Lucas Oil Off Road Racing Series (LOORRS), with championship titles in both the Pro Lite & Pro 2 classes.



Deegan is also focusing his talents on his Rockstar Makita Ford Fiesta in the high-octane world of Global Rallycross, which he describes as "motocross – with a roll cage." Brian Deegan races to win, and he and his crew use Makita Tools.

SNOCROSS TEAM

Warnert Racing is a "superteam" in professional snocross snowmobile racing. Warnert Racing was formed in 1999 and has been a consistent contender with five championships in AMSOIL Championship Snocross Racing Series (ISOC).



6407

3/8" DRILL Low Decibel Rating (79dB) for Quieter Operation

- Powerful 4.9 AMP motor for improved performance
- Variable speed (0 - 2,500 RPM) for drilling in a wide variety of materials
- In-line handle design for better control
- Reversing switch is conveniently located
- All ball bearing construction for longer tool life
- Large trigger switch for easy operation

Model 6407 Includes: Drill Chuck 10 (763136-3), Chuck Key (763423-0)

Capacities:	Steel (3/8"), Wood (1")
No Load Speed	0 - 2,500 RPM
AMPS	4.9
Overall Length	10-9/32"
Net Weight	3.1 lbs.
Shipping Weight	4 lbs.



6408 / 6408K

3/8" DRILL For Drilling in a Wide Variety of Materials; Keyless Chuck

- Powerful 4.9 AMP motor for improved performance
- Keyless chuck for fast and easy bit installation and removal
- Low decibel rating (79dB) for quieter operation
- Variable speed (0 - 2,500 RPM) for drilling in a wide variety of materials
- In-line handle design for better control

Model 6408 Includes: Keyless Drill Chuck (763132-1)
Model 6408K Includes: Same as 6408 plus Tool Case

Capacities:	Steel (3/8"), Wood (1")
No Load Speed	0 - 2,500 RPM
AMPS	4.9
Overall Length	10-9/32"
Net Weight	3.1 lbs.
Shipping Weight	4 lbs.



6302H

1/2" DRILL Industrial Metal Gear Housing for Durability

- Powerful 6.5 AMP motor for improved performance
- Variable speed (0 - 550 RPM) for drilling in a wide variety of materials
- Heavy duty industrial 1/2" drill chuck engineered for positive bit retention
- Compact and lightweight (4.8 lbs.)
- Side handle can be attached to either side of the tool
- Large and conveniently located lock-on button

Model 6302H Includes: Drill Chuck (763145-2), Chuck Key (763434-5), Side Handle (122593-8)

Capacities:	Steel (1/2"), Wood (1-3/8")
No Load Speed	0 - 550 RPM
AMPS	6.5
Overall Length	11-1/4"
Net Weight	4.8 lbs.
Shipping Weight	5.7 lbs.



DP4000 / DP4002

DP4000 shown

1/2" DRILL Lightweight Aluminum Gear Housing for Durability

- Powerful 7.0 AMP motor for improved performance
- Variable speed for drilling in a wide variety of materials
- Retractable belt clip allows operation in tight areas
- Ergonomically designed rubberized grips for comfort
- Side handle rotates 360° for comfort and control
- All-ball and needle bearing construction for longer tool life

Models DP4000 & DP4002 Include: Drill Chuck (193229-6), Chuck Key (763430-3), Side Handle (134903-7)

Capacities:	Steel (1/2"), Wood (1-1/2")
No Load Speed:	DP4000 (0 - 950 RPM), DP4002 (0 - 700 RPM)
AMPS	7
Overall Length	12"
Net Weight	DP4000 (4.8 lbs.), DP4002 (4.9 lbs.)
Shipping Weight	DP4000 (6.4 lbs.), DP4002 (6.5 lbs.)

VARIABLE SPEED

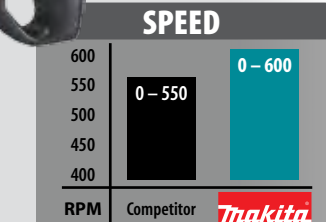


NEW

DS4012

1/2" SPADE HANDLE DRILL Powerful 8.5 AMP Motor with Variable Speed for Improved Mixing and Drilling Performance

- Variable speed (0 - 600 RPM) for mixing and drilling in a wide variety of materials
- Forward and reverse lever for operator convenience
- Well-balanced design at only 6.2 lbs. for reduced operator fatigue
- D-handle rotates 360° with 24 detent stops for multi-position operation



Variable speed (0 - 600 RPM) for mixing and drilling in a wide variety of materials

Model DS4012 Includes: Drill Chuck (193229-6), Chuck Key (763420-6), Side Handle (152492-0)

Capacities:	Steel (1/2"), Wood (1-1/2")
No Load Speed	0 - 600 RPM
AMPS	8.5
Overall Length	13-3/8"
Net Weight	6.2 lbs.
Shipping Weight	7.4 lbs.



DS4011
1/2" SPADE HANDLE DRILL
Powerful 8.5 AMP Motor with Variable Speed for Improved Mixing and Drilling Performance

- All-ball bearing construction for durability and longer tool life
- Heavy duty industrial 1/2" drill chuck engineered for positive bit retention
- Rocker switch for quick transition between forward and reverse operation
- On-board chuck key storage for fast and convenient bit changes

Model DS4011 Includes: Drill Chuck (193229-6), Chuck Key (763420-6), Side Handle (152492-0)

Capacities:	Steel (1/2"), Wood (1-1/2")
No Load Speed	600 RPM
AMPS	8.5
Overall Length	13-3/8"
Net Weight	6.3 lbs.
Shipping Weight	7.6 lbs.



DS4000
1/2" SPADE HANDLE DRILL
Faster 500 RPM and More Powerful 9.0 AMPS

- Durable all metal motor housing is jobsite tough yet lightweight
- Rocker switch for quick transition between forward and reverse operation
- Precision ground metal gears withstand the rigors of rotation changes
- 12" pipe handle with rubberized grip for greater control and improved ergonomics

Model DS4000 Includes: Drill Chuck (193319-5), Chuck Key (763434-5), Side Handle (152492-0)

Capacities:	Steel (1/2"), Wood (1-1/2")
No Load Speed	500 RPM
AMPS	9
Overall Length	14-1/4"
Net Weight	8.8 lbs.
Shipping Weight	12.1 lbs.



DA4000LR
1/2" ANGLE DRILL
360° Angle Attachment for Drilling in Any Position

- Powerful 7.5 AMP motor for improved performance
- 2-Speed (0 - 400 & 0 - 900 RPM) for increased drilling versatility
- Ergonomically designed rubberized grip for comfort
- All ball bearing construction for longer tool life
- Large multi-position side handle for operator comfort and control

Model DA4000LR Includes: Drill Chuck (193319-5), Chuck Key (763434-5), Side Handle (152892-4), Key Holder (410102-8), Hex Wrench 5 (783216-9), Tool Case

Capacities:	Steel (1/2"), Wood (1-1/2")
No Load Speed	0 - 400 / 0 - 900 RPM
AMPS	7.5
Overall Length	16-1/4"
Net Weight	8.1 lbs.
Shipping Weight	17.5 lbs.



DA3010F
3/8" ANGLE DRILL
Light Up Your Drilling Surface with L.E.D. Power

- Powerful 4 AMP motor for improved performance
- Variable speed (0 - 2,400 RPM) for drilling in a wide variety of materials
- Compact design (10-5/8" long and 2-5/8" head width) for use when working between framing studs and other close quarter applications
- Paddle switch with speed limiting dial to prevent over-tightening of fasteners

Model DA3010F Includes: Drill Chuck (763174-5), Chuck Key (763415-9), Key Holder (411780-7), Side Handle

Capacities:	Steel (3/8"), Wood (13/16")
No Load Speed	0 - 2,400 RPM
AMPS	4
Overall Length	10-5/8"
Net Weight	3.5 lbs.
Shipping Weight	4 lbs.



5.0Ah BATTERY
BRUSHLESS
NEW XPH07T XPT™
18v LXT® BRUSHLESS 1/2" HAMMER DRIVER-DRILL KIT
Delivers Up To 50% More Power and Performance than Previous Model*

- BL™ Brushless Motor delivers 1,090 in.lbs. of Max Torque
- 0 - 31,500 BPM for fast hammer drilling in masonry materials
- Efficient BL™ Brushless motor is electronically controlled to optimize battery energy use for up to 50% longer run time per charge

*Compared to LXP03

Model XPH07T Includes: 2 ea. 5.0 Ah Battery (BL1850), Rapid Optimum Charger (DC18RC), Depth Gauge (122576-8), Tool Case

Model XPH07Z Includes: Tool only - battery and charger not included

Capacities:	Steel (1/2"), Wood (3"), Masonry (5/8")
No Load Speed	0 - 550 / 0 - 2,100 RPM
Blows Per Minute	0 - 8,250 / 0 - 31,500 BPM
Maximum Torque	1,090 in.lbs. / 125N-m
Battery	18v LXT™ Lithium-Ion
Overall Length	8-1/8"
Net Weight (w/battery)	5.9 lbs.
Shipping Weight	16.8 lbs.



DA4031
1/2" ANGLE DRILL
"Sidewinder™" Handle Rotates 90° Left or Right

- Powerful 10 AMP motor for improved performance
- 2-Speed (300 & 1,200 RPM) for increased drilling versatility
- Built-in clutch reduces gear damage by disengaging gears if the bit binds (low speed only)
- Adjustable top handle with hex wrench storage
- Ergonomically designed rubberized grip for reduced operator fatigue

Model DA4031 Includes: Drill Chuck (193319-5), Chuck Key (763434-5), Key Holder (410102-8), Side Handle (273654-8)

Capacities:	Steel (1/2"), Wood (1-1/2")
No Load Speed	300/1,200 RPM
AMPS	10
Overall Length	18-1/4"
Net Weight	12.3 lbs.
Shipping Weight	22.3 lbs.



DA6301
1/2" ANGLE DRILL
Ball and Needle Construction for Longer Tool Life

- Powerful 7.5 AMP motor for improved performance
- 2-Speed (300 & 1,200 RPM) for increased drilling versatility
- Triple gear reduction system engineered for maximum power
- Built-in clutch reduces gear damage by disengaging gears if the bit binds
- Rocker switch for quick transition between forward and reverse operation

Model DA6301 Includes: Drill Chuck (763062-6), Chuck Key (763432-9), Side Handle (273476-6), Metal Tool Case

Capacities:	Steel (1/2"), Wood (1-1/2")
No Load Speed	300/1,200 RPM
AMPS	7.5
Overall Length	16-1/8"
Net Weight	9.5 lbs.
Shipping Weight	19.8 lbs.

Drill Accessories

Industrial Carbide-Tipped Hole Saws

- Lasts 15X longer and drills 2.6X faster than Bi-M Hole Saws
- Specially designed carbide tips for cutting clean holes
- Max. cutting depth of 1/8" with 2-1/2" overall length

Expandable Range of Applications

Type "C": Cobalt (Included)

- Stainless Steel
- Galvanized Iron
- Aluminum, etc.



Diameter	Part #	Center Bits Type C Part #
5/8"	714070-A	
3/4"	714071-A	
7/8"	714073-A	
1"	714074-A	
1-1/8"	714075-A	
1-1/4"	714077-A	
1-3/8"	714078-A	714086-A
1-1/2"	714079-A	
1-3/4"	714080-A	
2"	714081-A	
2-1/8"	714092-A	
2-1/4"	714082-A	
2-1/2"	714083-A	
3"	714085-A	

Additional Drill Accessories See pg. 98-99



6,000RPM

FS6200 / FS6200TP



6,000 RPM DRYWALL SCREWDRIVER

Precision Balance with Less Weight

- Powerful 6.0 AMP motor with 0-6,000 RPM to handle the most challenging applications
- Less weight (only 3.0 lbs.) with precision balance for ultimate user comfort
- Built-in LED light illuminates the work area for greater productivity in low-light applications
- Steel-reinforced belt clip for user convenience and increased durability

Model FS6200 Includes: 3" Magnetic Bit Holder (784801-1), #2 Phillips Insert Bit, 1", 10/pk (784211-B)

Model FS6200TP features 50 ft. Cord with Twist Lock

Bit Type	1/4" Hex
No Load Speed	0 - 6,000 RPM
AMPS	6
Overall Length	11-1/8"
Net Weight	3 lbs.
Shipping Weight	4.4 lbs.



4,000RPM

FS4200 / FS4200A / FS4200TP



4,000 RPM DRYWALL SCREWDRIVER

Precision Balance with Less Weight

- Powerful 6.0 AMP motor with 0-4,000 RPM to handle the most challenging applications
- Less weight (only 3.0 lbs.) with precision balance for ultimate user comfort
- Built-in LED light illuminates the work area for greater productivity in low-light applications
- Steel-reinforced belt clip for user convenience and increased durability

Model FS4200 Includes: 3" Magnetic Bit Holder (784801-1), #2 Phillips Insert Bit, 1", 10/pk (784211-B)
Model FS4200A feature 50 ft. Cord
Model FS4200TP feature 50 ft. Cord with Twist Lock

Bit Type	1/4" Hex
No Load Speed	0 - 4,000 RPM
AMPS	6
Overall Length	11-1/8"
Net Weight	3 lbs.
Shipping Weight	4.4 lbs.



2,500RPM

FS2200



2,500 RPM DRYWALL SCREWDRIVER

Precision Balance with Less Weight

- Powerful 6.0 AMP motor with 0-2,500 RPM to handle the most challenging applications
- Less weight (only 3.5 lbs.) with precision balance for ultimate user comfort
- Built-in LED light illuminates the work area for greater productivity in low-light applications
- Steel-reinforced belt clip for user convenience and increased durability

Model FS2200 Includes: 3" Magnetic Bit Holder (784801-1), #2 Phillips Insert Bit, 1", 10/pk (784211-B)

Bit Type	1/4" Hex
No Load Speed	0 - 2,500 RPM
AMPS	6
Overall Length	11-1/8"
Net Weight	3.5 lbs.
Shipping Weight	5 lbs.



3706

DRYWALL CUT-OUT TOOL

Slim Body Design (2-1/4") for Comfort and Control

- Powerful 5 AMP motor for cutting into various material
- 32,000 RPM for fast cutting
- 2-way "Slide and Bump" on/off switch
- Sealed switch for extra protection from dust and debris and longer tool life
- "Tool-less" depth adjustment sets the desired cutting depth quickly and easily

Model 3706 Includes: Spanner Wrench (781008-0), 1/4" Collet (763608-8), 1/8" Collet (763660-6), 2 pc. 1/8" Drywall Guide Bit

Collet Capacity	1/8", 1/4"
No Load Speed	32,000 RPM
AMPS	5
Overall Length	9-7/8"
Net Weight	2.4 lbs.
Shipping Weight	3.1 lbs.

UNPLUG THE CORD

4.0Ah BATTERY

PUSH(DRIVE)

LXT LITHIUM-ION BRUSHLESS

XSF03Z Tool Only

WORK ALL DAY

up to **40 SHEETS PER CHARGE***

NEW XSF03M

18v LXT® BRUSHLESS DRYWALL SCREWDRIVER KIT

Drives 1,860 Screws On A Single Charge with Push Drive™ Technology**

- BL™ Motor delivers 0-4,000 RPM to handle a variety of drywall and framing applications
- Push Drive™ Technology – in lock-on mode the motor starts only when the fastener is engaged for a quieter work environment and to save battery power
- Ergonomically designed rubberized pistol grip with large 2-finger trigger for increased comfort

Model XSF03M Includes: 2 ea. 4.0 Ah Battery (BL1840), Rapid Optimum Charger (DC18RC), Tool Case
Model XSF03Z Includes: Tool only - battery and charger not included

Hex Shank	1/4"
No Load Speed	0 - 4,000 RPM
Battery	18v LXT™ Lithium-Ion 4.0 Ah
Overall Length	9-7/8"
Net Weight (w/battery)	3.8 lbs.
Shipping Weight	12.4 lbs.

* 4.0 Ah battery will hang up to 40 sheets of 4x8 1/2" Drywall, 1-1/4" (32mm) screw into .59" (15mm) drywall into 20 gauge (1.0mm) steel stud using Push Drive™
** 1-1/4" (32mm) screw, .59" (15mm) drywall into 20 gauge (1.0mm) steel stud



NEW XOC01M

18v LXT® CUT-OUT TOOL KIT

Slim Body Design (2-1/4") for Comfort and Control

- Makita-built motor delivers 30,000 RPM for fast cutting
- Weighs only 3.7 lbs. with battery for reduced operator fatigue
- Quick and easy "tool-less" depth adjustment
- On board bit change capabilities eliminates need for wrench
- Large and conveniently located shaft lock button for fast bit changes
- Accepts both 1/8" and 1/4" bits

Model XOC01M Includes: 2 ea. 4.0 Ah Battery (BL1840), Rapid Optimum Charger (DC18RC), Spanner Wrench (781008-0), 2 ea. 1/8" Drywall Guide Point Bit (193446-8), Tool bag
Model XOC01Z Includes: Tool only - battery and charger not included

Collet Capacity	1/8", 1/4"
No Load Speed	30,000 RPM
Battery	18v LXT™ Lithium-Ion 4.0 Ah
Overall Length	12-3/8"
Net Weight (w/battery)	3.7 lbs.
Shipping Weight	11 lbs.



2,500RPM

FS2500



2,500 RPM DRYWALL SCREWDRIVER

Precision Balance with Less Weight

- Powerful 6.0 AMP motor with 0-2,500 RPM to handle the most challenging applications
- Less weight (only 3.4 lbs.) with precision balance for ultimate user comfort
- Built-in LED light illuminates the work area for greater productivity in low-light applications
- Steel-reinforced belt clip for user convenience and increased durability

Model FS2500 Includes: 5/16" Magnetic Nutsetter, 2-5/8" (784804-5)

Bit Type	1/4" Hex
No Load Speed	0 - 2,500 RPM
AMPS	6
Overall Length	11"
Net Weight	3.4 lbs.
Shipping Weight	6 lbs.



FS2701
2,500 RPM SCREWDRIVER
6-Stage Torque Adjustment

- Powerful 6.0 AMP motor with 0-2,500 RPM to handle the most challenging applications
- Less weight (only 4.0 lbs.) with precision balance for ultimate user comfort
- Built-in LED light illuminates the work area for greater productivity in low-light applications
- Steel-reinforced belt clip for user convenience and increased durability
- Directional air-flow vents channel the tool's air output

Model FS2701 Includes: 5/16" Magnetic Nutsetter, 2-5/8" (784804-5)

Bit Type	1/4" Hex
No Load Speed	0 - 2,500 RPM
AMPS	6
Overall Length	11-1/8"
Net Weight	4 lbs.
Shipping Weight	6 lbs.



6844
AUTOFEED SCREWDRIVER
"Tool-less" Screw Depth Adjustment

- High torque for driving screws up to 2-15/16" long
- Adjustable stopper base can be set for different screw lengths
- Ergonomic in-line D-handle design for driving control
- Silent clutch for reduced maintenance and quiet operation
- Belt clip for attaching to belt or holster
- "Tool-less" screw depth adjustment for easy depth settings

Model 6844 Includes: #2 Phillips Power Bit, 5/pk (B-10475), Tool Case (824808-6)

Bit Type	1/4" Hex
Collated Screw Capacity	1-3/4" - 2-15/16"
No Load Speed	3,000 RPM
AMPS	4.3
Overall Length	17-1/4"
Net Weight	4.5 lbs.
Shipping Weight	11 lbs.



XRF01
18v LXT®
AUTOFEED SCREWDRIVER KIT
Ideal for Decking and Subfloors

- Makita-built 4-pole motor delivers superior fastening speed with 4,000 RPM for decking and sub-floor applications
- High collated screw capacity range: 1-3/4" to 2-15/16"
- Screw guide prevents screw strip tangling and can fold against the autofeed housing for easy storing
- Rugged aluminum dust-proof autofeed housing provides smooth sliding action
- Compact and ergonomic design at only 18-1/4" long

Model XRF01 Includes: 2 ea. 3.0 Ah Battery (BL1830), Rapid Optimum Charger (DC18RC), Tool Bag
 Model XRF01Z Includes: Tool only - battery and charger not included

Bit Type	1/4" Hex
Collated Screw Capacity	1-3/4" - 2-15/16"
No Load Speed	4,000 RPM
Battery	18v LXT® Lithium-Ion
Overall Length	18-1/4"
Net Weight (w/battery)	5.2 lbs.
Shipping Weight	14.8 lbs.



6952
IMPACT DRIVER
Fast 0-3,200 RPM and High Torque of 88.5 ft.lbs.

- Variable speed trigger (0 - 3,200 RPM) for easy operation
- Impact resistant aluminum housing for gear protection and durability
- Compact and lightweight (3.1 lbs.) for both vertical and horizontal applications
- Rubberized pistol grip provides increased comfort on the job
- Dual ball bearings for longer tool life

Model 6952 Includes: Belt Clip (324284-9)

AMPS	2.3
Impacts Per Minute	0 - 3,100 IPM
No Load Speed	0 - 3,200 RPM
Overall Length	9"
Net Weight	3.1 lbs.
Shipping Weight	6.4 lbs.



6953
1/2" IMPACT WRENCH
0 - 3,000 RPM and Max Torque of 110 ft.lbs.

- All metal hammer casing to withstand all environments
- Externally accessible brushes for easy replacement
- 0 - 3,000 impacts per minute for maximum efficiency
- Compact length for easier handling and operator control
- Convenient belt clip attaches to both sides of the tool
- Ideal for garage door installers, metal framers and deck builders

Model 6953 Includes: Belt Clip (324284-9), Tool Case

Capacities:	Square Drive (1/2"), Bolt Drive (5/8")
Impacts Per Minute	0 - 3,000 IPM
No Load Speed	0 - 3,000 RPM
Maximum Torque	110 ft.lbs./150 N·m
AMPS	2.5
Overall Length	9-1/8"
Net Weight	3.3 lbs.
Shipping Weight	6.6 lbs.



TW0200
1/2" IMPACT WRENCH
Max Torque of 150 ft.lbs.

- Variable speed 0 - 2,200 RPM for controlled fastening
- Efficient impact system with less vibration
- Externally accessible brushes for easy replacement
- Ball bearings for longer tool life
- Compact and lightweight (4.9 lbs.) for use in close quarters
- Impact resistant aluminum gear housing with rubber boot for protection and increased durability

Model TW0200 Includes: Belt Clip (324284-9), Tool Case

Capacity:	Square Drive	1/2"
Impacts Per Minute	0 - 2,200 IPM	
No Load Speed	0 - 2,200 RPM	
Maximum Torque	150 ft.lbs./200 N·m	
AMPS	3.3	
Overall Length	9-7/8"	
Net Weight	4.9 lbs.	
Shipping Weight	8.8 lbs.	

Screwdriver Accessories

Nose Cone Assembly

Center Bits	Part #
FS2200, FS4200/A/TP, FS6200/TP, LXSFO1	195542-8

Nose Cone Piece

Center Bits	Part #
6825, 6823N, 68245N/NA	151726-8
6821, 6826	152483-1
XDT01, XDT08, XDT04, XDT09	194633-2
FS2200, FS4200/A/TP, FS6200/TP, XSF03	158876-0

Locator

Size	Model	Part #
1/4"		152821-7
5/16"	6826N	152822-5
5/16"	FS2500	450967-6
3/8"	6826	152823-3
For Power Bits	6827	322120-3

Drywall Cut-Out Tool Accessories

Industrial Cut-Out Bits

Description	Size	Qty. /Pkg.	Model	Part #
Drywall/ Guide Tip	1/8"	10		193452-3
Window/ Door	1/4"	1	3706, XOC01	193453-1
Wall Tile	1/8"	1		733340-A

Circular Guide

Description	Model	Part #
Cleaner, more precise circle/arc cuts up to 14" in diameter	3706, XOC01	193454-9

Collet Cone & Adaptor

Description	Size	Model	Part #
Collet Cone	1/4"		763608-8
Collet Cone	1/8"	3706	763660-6
Collet Cone	1/4"		763676-1
Collet Cone	1/8"	XOC01	763677-9

Autofeed Screwdriver Accessories

Autofeed Screwdriver 30" Extension Handle

Model	Part #
6834	192501-3
6844, BFR750, XRF01	194500-1



TW0350

1/2" IMPACT WRENCH 47% Larger Hammer for More Impact Power

- Max torque of 260 ft.lbs.
- Efficient impact system with less vibration
- Externally accessible brushes for easy replacement
- Ball bearings for longer tool life
- Compact and lightweight (6.6 lbs.) for use in close quarters
- Impact resistant aluminum gear housing with rubber boot for protection and increased durability

Model TW0350 Includes: Belt Clip (324284-9), Tool Case

Capacities:	Square Drive (1/2"), Bolt Drive (7/8")
Impacts Per Minute	2,000 IPM
No Load Speed	0 - 2,000 RPM
Maximum Torque	258 ft.lbs./350 N·m
AMPS	3.5
Overall Length	11-1/8"
Net Weight	6.6 lbs.
Shipping Weight	11 lbs.

6906

3/4" IMPACT WRENCH Max Torque of 433 ft.lbs.

- Powerful 9.0 AMP motor for heavy duty applications
- Precision gearing plus ball and needle bearing construction for smooth and efficient power transmission
- Rocker switch for forward/reverse operation
- Side handle adjusts 360° for operator convenience at any angle
- Externally accessible brushes for easy inspection and replacement

Model 6906 Includes: Side Handle (122464-9), Tool Case

Capacities:	Square Drive (3/4"), Bolt Drive (7/8")
Impacts Per Minute	1,600 IPM
No Load Speed	1,700 RPM
Maximum Torque	433 ft.lbs./588 N·m
AMPS	9
Overall Length	12-7/8"
Net Weight	12.3 lbs.
Shipping Weight	22 lbs.

TW1000

1" IMPACT WRENCH Large Hammer for Greater Impact Power

- Max torque of 738 ft.lbs.
- Efficient impact system with less vibration
- Externally accessible brushes for easy replacement, and ball bearings for longer tool life
- Side handle rotates 360° for operator convenience
- Impact resistant aluminum gear housing with rubber boot for protection and increased durability
- Rocker switch for forward/reverse operation

Model TW1000 Includes: Tool Case (824737-3), Side Handle

Capacity:	Square Drive	1"
Impacts Per Minute	1,500 IPM	
No Load Speed	1,400 RPM	
Maximum Torque	738 ft.lbs./1,000 N·m	
AMPS	12	
Overall Length	15"	
Net Weight	19 lbs.	
Shipping Weight	28.6 lbs.	

6922NB

3/4" SHEAR WRENCH Compact and Lightweight Yet Powerful

- Anti-slipping mechanism: tool won't start until inner sleeve engages with bolt tip
- Handy tip lever for ejecting sheared tips
- Compact and lightweight (weighs only 10.6 lbs.)

Model 6922NB Includes: Outer Sleeve, 3/4" - M20 (764361-9), Outer Sleeve, 7/8" - M22 (153909-6), Screwdriver (783001-0), Inner Sleeve, 7/8" - M22 (764418-6), Tool Case

Sleeves	Bolt Size	Length	Part #
Outer	5/8" - M16	1-3/8"	764362-7
Inner	5/8" - M16	1-3/8"	764420-9
Outer	3/4" - M20	1-1/2"	764361-9
Inner	3/4" - M20	1-1/2"	764419-4
Outer	3/4" - M20	3-1/4"	764363-5
Inner	3/4" - M20	3-1/4"	764353-8
Outer	7/8" - M22	1-1/2"	153909-6
Inner	7/8" - M22	1-1/2"	764418-6
Outer	7/8" - M22	3-1/3"	764364-3
Inner	7/8" - M22	3-1/3"	764352-0

Capacities:	Bolt Drive	5/8", 3/4", 7/8"
No Load Speed		18 RPM
Maximum Torque		600 ft.lbs./813 N·m
Overall Length		9-13/16"
Net Weight		10.6 lbs.
Shipping Weight		20.1 lbs.



XWT01

18v LXT® 7/16" HIGH-TORQUE IMPACT WRENCH KIT

Quick Change 7/16" Hex Chuck Designed for Electric Power and Telephone Utility Companies

- Engineered for drilling and fastening into treated wood utility poles without rotational torque to help maintain balance
- Makita-built motor delivers 325 ft.lbs. of Max Torque, with 1,900 RPM and 2,200 IPM for powerful drilling and fastening

Model XWT01 Includes: 2 ea. 3.0 Ah Battery (BL1830), Rapid Optimum Charger (DC18RC), Tool Bag

Model XWT01Z Includes: Tool only - battery and charger not included

Hex Shank	7/16"
No Load Speed	1,900 RPM
Impacts Per Minute	2,200 IPM
Maximum Torque	325 ft.lbs./440 N·m
Battery	18v LXT® Lithium-Ion
Overall Length	10-3/4"
Net Weight (w/battery)	7.8 lbs.
Shipping Weight	17 lbs.



XWT05

18v LXT® 1/2" IMPACT WRENCH KIT Great for Mechanics, Installers & Builders

- Makita-built 4-pole motor delivers 170 ft.lbs. of Max Torque
- 0-2,100 RPM or 0-3,200 IPM for a wide range of fastening applications
- Compact and ergonomic design at only 6-1/2" long
- Weighs only 3.8 lbs. with battery for reduced operator fatigue
- Built-in L.E.D. light illuminates the work area

Model XWT05 Includes: 2 ea. 3.0 Ah Battery (BL1830), Rapid Optimum Charger (DC18RC), Tool Bag

Model XWT05Z Includes: Tool only - battery and charger not included

Square Drive	1/2"
No Load Speed	0 - 2,100 RPM
Impacts Per Minute	0 - 3,200 IPM
Maximum Torque	170 ft.lbs./230 N·m
Battery	18v LXT® Lithium-Ion
Overall Length	6-1/2"
Net Weight (w/battery)	3.8 lbs.
Shipping Weight	12.6 lbs.



XWT02M

18v LXT® BRUSHLESS 3-SPEED 1/2" IMPACT WRENCH KIT Improved Fastening Control

- BL™ Brushless Motor delivers 210 ft.lbs. of Max Torque
- Efficient BL™ Brushless Motor is electronically controlled to optimize battery energy use for up to 50% longer run time per charge
- The BL™ Brushless Motor eliminates carbon brushes, enabling the BL™ Motor to run cooler and more efficiently for longer life

Model XWT02M Includes: 2 ea. 4.0 Ah Battery (BL1840), Rapid Optimum Charger (DC18RC), Tool Bag

Model XWT02Z Includes: Tool only - battery and charger not included

Square Drive	1/2"
No Load Speed	0 - 1,600 / 0 - 2,100 / 0 - 2,800 RPM
Impacts Per Minute	0 - 1,800 / 0 - 2,600 / 0 - 3,500 IPM
Maximum Torque	210 ft.lbs./280 N·m
Battery	18v LXT® Lithium-Ion
Overall Length	5-3/4"
Net Weight (w/battery)	3.8 lbs.
Shipping Weight	12.5 lbs.



XWT04M

18v LXT® 1/2" HIGH TORQUE IMPACT WRENCH KIT All the Power Needed

- Makita-built Makita-built motor delivers 325 ft.lbs. of Max Torque, with 1,600 RPM and 2,200 IPM for superior fastening power
- Shock absorbent handle protects battery housing for extra durability
- Rocker switch for forward/reverse operation
- Rubberized soft grip handle provides increased comfort
- Compact and ergonomic design at only 10-1/2" long

Model XWT04M Includes: 2 ea. 4.0 Ah Battery (BL1840), Rapid Optimum Charger (DC18RC), Tool Bag

Model XWT04Z Includes: Tool only - battery and charger not included

Square Drive	1/2"
No Load Speed	1,600 RPM
Impacts Per Minute	2,200 IPM
Maximum Torque	325 ft.lbs./440 N·m
Battery	18v LXT® Lithium-Ion
Overall Length	10-1/2"
Net Weight (w/battery)	7.5 lbs.
Shipping Weight	16.3 lbs.

SUPER JOINT SYSTEM-
SJS[®]

5" SJS™ Angle Grinder,
with Electric Brake
MODEL GA5020



METALWORKING

PERFORMANCE

SJS™ TECHNOLOGY – MECHANICAL CLUTCH SYSTEM
HELPS PREVENT MOTOR AND GEAR DAMAGE



Celebrating
100 YEARS
of Innovation

ANGLE GRINDERS



pg. 48-52

DIE GRINDERS



pg. 52-53

**SANDERS/
POLISHERS**



pg. 54

**NIBBLERS/
SHEARS**



pg. 55

SAWS



pg. 56

ACCESSORIES



pg. 100-107



GA4030

4" ANGLE GRINDER Small Diameter Barrel Grip (Only 2-1/4")

- Powerful 6.0 AMP motor delivers 11,000 RPM
- Compact design at only 3.7 lbs.
- Labyrinth construction seals and protects motor and bearings
- Slide switch design with lock-on
- Ideal for welders, fabricators, masons, maintenance/repair and more

Model GA4030 Includes: 4" X3/16" Grinding Wheel, Bulk (741402-B), 4" Wheel Guard (125885-4), Lock Nut (194608-1), Lock Nut Wrench (782420-7), Side Handle (153504-2), Inner Flange (224377-1)

Grinding Wheel or Sanding Disc	4"
Wire Cup Brush	3"
No Load Speed	11,000 RPM
Spindle Thread	M10 x 1.25
AMPS	6
Lock-On: Yes	Lock-Off: No
Overall Length	10-1/2"
Net Weight	3.7 lbs.
Shipping Weight	6 lbs.



GA4530

4-1/2" ANGLE GRINDER Small Diameter Barrel Grip (Only 2-1/4")

- Powerful 6.0 AMP motor delivers 11,000 RPM
- Compact design at only 4.0 lbs.
- Labyrinth construction seals and protects motor and bearings
- Slide switch design with lock-on

Model GA4530 Includes: 4 1/2" Grinding Wheel (741423-B), 4-1/2" Wheel Guard (122886-3), Lock Nut (194608-1), Lock Nut Wrench (782420-7), Inner Flange (224377-1), Side Handle (153504-2)

Grinding Wheel or Sanding Disc	4-1/2"
Wire Cup Brush	3-1/2"
No Load Speed	11,000 RPM
Spindle Thread	5/8" - 11 UNC
AMPS	6
Lock-On: Yes	Lock-Off: No
Overall Length	10-1/2"
Net Weight	4 lbs.
Shipping Weight	6 lbs.



GA4534 AC/DC

4-1/2" PADDLE SWITCH ANGLE GRINDER Small Diameter Barrel Grip (Only 2-1/4")

- Powerful 6.0 AMP motor delivers 11,000 RPM
- Compact design at only 4.2 lbs.
- Labyrinth construction seals and protects motor and bearings
- Paddle switch with no lock-on
- AC/DC switch for use with alternative power sources

Model GA4534 Includes: 4 1/2" Grinding Wheel (741423-B), 4-1/2" Wheel Guard (122886-3), Lock Nut Wrench (782424-9), Side Handle (153504-2), Inner Flange (224399-1), Lock Nut (224568-4)

Grinding Wheel or Sanding Disc	4-1/2"
Wire Cup Brush	3-1/2"
No Load Speed	11,000 RPM
Spindle Thread	5/8" - 11 UNC
AMPS	6
Lock-On: No	Lock-Off: Yes
Overall Length	10-3/8"
Net Weight	4.2 lbs.
Shipping Weight	7.2 lbs.



9557NB AC/DC

4-1/2" ANGLE GRINDER AC/DC Switch for Use with Alternative Power Source

- 7.5 AMP motor delivers 10,000 RPM
- Labyrinth construction seals and protects motor and bearings from contamination
- Spindle lock for easy wheel changes
- Switch is located on side of the motor housing for operator convenience
- Small diameter barrel grip (only 2-1/2") for added comfort

Model 9557NB Includes: 4-1/2" x 7/8" x 1/4" Grinding Wheel, 36 Grit, General Purpose Metal (741424-8-1), 4-1/2" Wheel Guard (125273-5), Lock Nut (193465-4), Lock Nut Wrench (782422-3), Inner Flange (224399-1), Side Handle (153489-2)

Grinding Wheel or Sanding Disc	4-1/2"
Wire Cup Brush	3-1/2"
No Load Speed	10,000 RPM
Spindle Thread	5/8" - 11 UNC
AMPS	7.5
Lock-On: Yes	Lock-Off: No
Overall Length	10-5/8"
Net Weight	4.5 lbs.
Shipping Weight	6.3 lbs.



9557PB AC/DC

4-1/2" PADDLE SWITCH ANGLE GRINDER Large Flush-Mount Paddle Switch for Comfortable Operation

- Powerful 7.5 AMP motor for heavy professional grinding applications
- Small diameter barrel grip for added comfort
- Labyrinth construction seals and protects motor and bearings from contamination
- Lock-on/off feature for continuous operation
- AC/DC Switch for use with alternative power sources

Model 9557PB Includes: 4-1/2" x 7/8" x 1/4" Grinding Wheel, 36 Grit, General Purpose Metal (741424-8-1), 4-1/2" Wheel Guard (125273-5), Lock Nut (193465-4), Lock Nut Wrench (782422-3), Side Handle (153489-2), Inner Flange (224399-1)

Grinding Wheel or Sanding Disc	4-1/2"
Wire Cup Brush	3-1/2"
No Load Speed	10,000 RPM
Spindle Thread	5/8" - 11 UNC
AMPS	7.5
Lock-On: Yes	Lock-Off: Yes
Overall Length	10-3/4"
Net Weight	4.5 lbs.
Shipping Weight	6.5 lbs.

PERFORMANCE DRIVEN



COMFORT

Flush mount paddle switch



9564PC HIGH POWER 13 AMP

4-1/2" SJS™ PADDLE SWITCH ANGLE GRINDER Electronic Controller

- SJS™ technology is a mechanical clutch system that helps prevent motor and gear damage by allowing the drive shaft to slip
- Constant speed control automatically applies additional power to the motor to maintain speed under load
- Soft start suppresses start-up reaction for smooth start-ups and longer gear life
- Electronic current limiter helps protect the motor from overload

Model 9564PC Includes: 4-1/2" x 7/8" x 1/4" Grinding Wheel, 24 Grit, General Purpose Metal (741423-0-1), Side Handle (153489-2), "Tool-less" Wheel Guard (135107-4), Inner Flange (224399-1), Lock Nut (193465-4), Lock Nut Wrench (782424-9)

Grinding Wheel or Sanding Disc	4-1/2"
Wire Cup Brush	3-1/2"
No Load Speed	10,500 RPM
Spindle Thread	5/8" - 11 UNC
AMPS	13
Lock-On: No	Lock-Off: Yes
Overall Length	12-1/8"
Net Weight	5.3 lbs.
Shipping Weight	7.2 lbs.



9564P

4-1/2" SJS™ PADDLE SWITCH ANGLE GRINDER SJS™ Mechanical Clutch System Helps Prevent Motor and Gear Damage

- Powerful 10.0 AMP motor delivers more output and 10,500 RPM
- SJS™ technology is a mechanical clutch system that helps prevent motor and gear damage by allowing the drive shaft to slip
- Larger cooling fan and blades pull more air through the motor to help maintain lower operating temperature

Model 9564P Includes: Side Handle (153489-2), "Tool-less" Wheel Guard (135107-4), Inner Flange (224399-1), Lock Nut (193465-4), Lock Nut Wrench (782424-9)

Grinding Wheel or Sanding Disc	4-1/2"
Wire Cup Brush	3-1/2"
No Load Speed	10,500 RPM
Spindle Thread	5/8" - 11 UNC
AMPS	10
Lock-On: No	Lock-Off: Yes
Overall Length	12-1/8"
Net Weight	5.1 lbs.
Shipping Weight	6.5 lbs.

4.0Ah BATTERY

LXT LITHIUM-ION
BRUSHLESS
AUTOMATIC SPEED CHANGE



XAG06Z Tool Only

NEW XAG06M
18v LXT® BRUSHLESS 4-1/2" CUT-OFF/ANGLE GRINDER KIT
Large Flush-Mount Paddle Switch for Comfortable Operation

- Automatic Speed Change™ technology adjusts speed and torque during operation for optimum performance
- The BL™ Brushless Motor eliminates carbon brushes, enabling the BL™ Motor to run cooler and more efficiently for longer life; delivers 8,500 RPM
- Efficient BL™ Brushless motor is electronically controlled to optimize battery energy use for up to 50% longer run time per charge

Model XAG06M Includes: 2 ea. 4.0 Ah Battery (BL1840), Rapid Optimum Charger (DC18RC), Cut-off Wheel, Thin Cut-off Wheel, Tool Case

Model XAG06Z Includes: Tool only - battery and charger not included

Grinding Wheel or Cut-Off Wheel	4-1/2"
No Load Speed	8,500 RPM
Battery	18v LXT™ Lithium-Ion 4.0 Ah
Overall Length	14-1/4"
Net Weight	5.6 lbs.
Shipping Weight	18 lbs.

4.0Ah BATTERY

LXT LITHIUM-ION
BRUSHLESS
AUTOMATIC SPEED CHANGE



XAG03Z Tool Only

NEW XAG03M
18v LXT® BRUSHLESS 4-1/2" CUT-OFF/ANGLE GRINDER KIT
BL™ Motor delivers 8,500 RPM

- Automatic Speed Change™ technology adjusts speed and torque during operation for optimum performance
- The BL™ Brushless Motor eliminates carbon brushes, enabling the BL™ Motor to run cooler and more efficiently for longer life
- Efficient BL™ Brushless motor is electronically controlled to optimize battery energy use for up to 50% longer run time per charge

Model XAG03M Includes: 2 ea. 4.0 Ah Battery (BL1840), Rapid Optimum Charger (DC18RC), Cut-off wheel, Tool Case

Model XAG03Z Includes: Tool only - battery and charger not included

Grinding Wheel or Cut-Off Wheel	4-1/2"
No Load Speed	8,500 RPM
Battery	18v LXT™ Lithium-Ion 4.0 Ah
Overall Length	14-1/4"
Net Weight (w/battery)	5.5 lbs.
Shipping Weight	17 lbs.

LXT LITHIUM-ION



XAG01Z Tool Only

XAG01
18v LXT® 4-1/2" CUT-OFF/ANGLE GRINDER KIT
Compact Barrel Grip for Easy Handling

- Makita-built motor delivers 10,000 RPM for faster grinding
- Built-in L.E.D. protection circuit with over-torque control protects motor
- Compact and ergonomic design at only 12-1/2" long
- Weighs only 5.0 lbs. with battery for reduced operator fatigue
- Rubberized soft grip provides increased comfort on the job

Model XAG01 Includes: 2 ea. 3.0 Ah Battery (BL1830), Rapid Optimum Charger (DC18RC), 4-1/2" Cut-Off Wheel Guard (135103-2), 4-1/2" Wheel Guard (125273-5), 4-1/2" x 7/8" x 1/4" Grinding Wheel, 36 Grit, General Purpose Metal (741424-8-1), Cut-Off Wheel, Tool Case

Model XAG01Z Includes: Tool only - battery and charger not included

Grinding Wheel or Cut-Off Wheel	4-1/2"
Wire Cup Brush	3-1/2"
No Load Speed	10,000 RPM
Battery	18v LXT™ Lithium-Ion
Spindle Thread	5/8" - 11 UNC
Overall Length	12-1/2"
Net Weight (w/battery)	5 lbs.
Shipping Weight	17.6 lbs.



SJS

9564CV

HIGH POWER 12 AMP

4-1/2" SJS™ ANGLE GRINDER
Electronic Controller

- Powerful 12.0 AMP motor delivers more output and 10,500 RPM
- SJS™ technology is a mechanical clutch system that helps prevent motor and gear damage by allowing the drive shaft to slip
- Variable speed control dial enables user to match the speed to the application
- Constant speed control automatically applies additional power to the motor to maintain speed under load

Model 9564CV Includes: 4-1/2" x 7/8" x 1/4" Grinding Wheel, 24 Grit, General Purpose Metal (741423-0-1), Lock Nut Wrench (782412-6), Side Handle (153489-2), Lock Nut (193465-4), Inner Flange (224378-9), "Tool-less" Wheel Guard (135107-4)

Grinding Wheel or Sanding Disc	4-1/2"
Wire Cup Brush	3-1/2"
No Load Speed (variable speed)	2,800 - 10,500 RPM
Spindle Thread	5/8" - 11 UNC
AMPS	12
Lock-On: Yes	Lock-Off: No
Overall Length	11-3/4"
Net Weight	5.3 lbs.
Shipping Weight	7.7 lbs.



9558PB AC/DC

5" PADDLE SWITCH ANGLE GRINDER
Large Flush-Mount Paddle Switch for Comfortable Operation

- Powerful 7.5 AMP motor for heavy professional grinding applications
- Small diameter barrel grip for added comfort
- Labyrinth construction seals and protects motor and bearings from contamination
- AC/DC Switch for use with alternative power source

Model 9558PB Includes: 5" x 7/8" x 1/4" Grinding Wheel, 24 Grit, General Purpose Metal (741407-8-1), 5" Wheel Guard (125274-3), Lock Nut (193465-4), Lock Nut Wrench (782422-3), Side Handle (153489-2), Inner Flange (224399-1)

Grinding Wheel or Sanding Disc	5"
Wire Cup Brush	3-1/2"
No Load Speed	10,000 RPM
Spindle Thread	5/8" - 11 UNC
AMPS	7.5
Lock-On: Yes	Lock-Off: Yes
Overall Length	10-3/4"
Net Weight	4.6 lbs.
Shipping Weight	6.6 lbs.



SJS

9565PC

HIGH POWER 13 AMP

5" SJS™ PADDLE SWITCH ANGLE GRINDER
Electronic Controller



- SJS® - Super Joint System technology helps prevent motor and gear damage
- Constant speed control automatically applies additional power to the motor to maintain speed under load
- Soft start suppresses start-up reaction for more control and longer gear life
- Electronic current limiter helps protect the motor from overload

Model 9565PC Includes: 5" x 7/8" x 1/4" Grinding Wheel, 24 Grit, General Purpose Metal (741407-8-1), Side Handle (153489-2), 5" Tool-less Wheel Guard (135108-2), Inner Flange (224399-1), Lock Nut (193465-4), Lock Nut Wrench (782424-9)


Cut-Off Wheel or Sanding Disc	5"
Wire Cup Brush	3-1/2"
No Load Speed	10,500 RPM
Spindle Thread	5/8" - 11 UNC
AMPS	13
Lock-On: No	Lock-Off: Yes
Overall Length	12-1/8"
Net Weight	5.3 lbs.
Shipping Weight	7.2 lbs.

SUPER JOINT SYSTEM™
SJS

SJS™ technology is a mechanical clutch system that helps prevent motor and gear damage by allowing the drive shaft to slip if the wheel is forced to stop




NORMAL GRINDING



The drive shaft from the armature to the drive gear is spring-loaded during normal grinding load

IF BINDING OCCURS



If binding occurs or the wheel is forced to stop, the spring is compressed allowing the drive shaft to slip

RESULT: Gear tension is minimized for longer gear life. Armature continues to rotate which helps prevent motor burn-out.

POWERFUL AND EFFICIENT



VARIABLE SPEED

Variable speed control dial



9565CV **HIGH POWER**
12 AMP

5" SJS™ ANGLE GRINDER

Electronic Controller

- Powerful 12.0 AMP Motor Delivers More Output and 10,500 RPM
- SJS™ technology is a mechanical clutch system that helps prevent motor and gear damage by allowing the drive shaft to slip
- Variable speed control dial enables user to match the speed to the application
- Constant speed control automatically applies additional power to the motor to maintain speed under load

Model 9565CV Includes: 4-1/2" x 7/8" x 1/4" Grinding Wheel, 24 Grit, General Purpose Metal, 5/pk (741423-0), Lock Nut Wrench (782412-6), Side Handle (153489-2), Lock Nut (193465-4), Inner Flange (224378-9), 5" Tool-less Wheel Guard (135108-2)

Grinding Wheel or Sanding Disc	5"
Wire Cup Brush	3-1/2"
No Load Speed	2,800 - 10,500 RPM
Spindle Thread	5/8" - 11 UNC
AMPS	12
Lock-On: Yes	Lock-Off: No
Overall Length	11-3/4"
Net Weight	5.2 lbs.
Shipping Weight	7.7 lbs.



9005B / 9005BZ AC/DC

5" ANGLE GRINDER

Jobsite Proven for Over 20 Years

- Lightweight (6.6 lbs.) for high production work with less fatigue
- 9.0 AMP motor for powerful performance
- Side handle can be installed on either side of the tool for operator convenience
- Spindle lock for easy wheel changes
- Lock-on feature for continuous operation
- Also available as model 9005BZ that features a no lock-on function

Model 9005B Includes: 5" x 7/8" x 1/4" Grinding Wheel, 24 Grit, General Purpose Metal (741407-8-1), 5" Wheel Guard (135549-2), Side Handle (152492-0), Inner Flange (224378-9), Lock Nut (193465-4), Lock Nut Wrench (782412-6)

Grinding Wheel or Sanding Disc	5"
Wire Cup Brush	3-1/2"
No Load Speed	10,000 RPM
Spindle Thread	5/8" - 11 UNC
AMPS	9
Lock-On: Yes	Lock-Off: No
Overall Length	14"
Net Weight	6.6 lbs.
Shipping Weight	9.3 lbs.



GA5020 AC/DC

5" SJS™ ANGLE GRINDER WITH AC/DC SWITCH

SJS® - Super Joint System Helps Prevent Motor and Gear Damage

- Powerful 10.5 AMP motor delivers 11,000 RPM to handle the most demanding applications
- SJS™ technology is a mechanical clutch system that helps prevent gear damage by allowing the drive shaft to slip if the wheel is forced to stop
- Electric brake for maximum productivity
- "Tool-less" wheel guard for more convenient adjustments

Model GA5020 Includes: 5" x 7/8" x 1/4" Grinding Wheel, 24 Grit, General Purpose Metal (741407-8-1), 5" Tool-less Wheel Guard (135108-2), Inner Flange (224399-1), Lock Nut (193465-4), Lock Nut Wrench (782424-9), Side Handle (153504-2)

Grinding Wheel or Sanding Disc	5"
Wire Cup Brush	3-1/2"
No Load Speed	11,000 RPM
Spindle Thread	5/8" - 11 UNC
AMPS	10.5
Lock-On: No	Lock-Off: No
Overall Length	14"
Net Weight	5.9 lbs.
Shipping Weight	8.8 lbs.



GA5020Y AC/DC

5" SJS™ ANGLE GRINDER SJS® - Super Joint System Helps Prevent Motor and Gear Damage

- Powerful 10.5 AMP motor delivers 11,000 RPM
- Electric brake for maximum productivity
- Spiral bevel gears for smoother rotations and a more efficient transfer of energy
- Zig-zag varnish protects the armature coil from dust and debris for longer motor life
- "Tool-less" wheel guard for more convenient adjustments

Model GA5020Y Includes: 5" x 7/8" x 1/4" Grinding Wheel, 24 Grit, General Purpose Metal (741407-8-1), 5" Tool-less Wheel Guard (135108-2), Inner Flange (224399-1), Lock Nut (193465-4), Lock Nut Wrench (782424-9), Side Handle (153504-2)

Grinding Wheel or Sanding Disc	5"
Wire Cup Brush	3-1/2"
No Load Speed	11,000 RPM
Spindle Thread	5/8" - 11 UNC
AMPS	10.5
Lock-On: No	Lock-Off: Yes
Overall Length	14"
Net Weight	5.9 lbs.
Shipping Weight	8.8 lbs.



GA5010Z AC/DC

5" ANGLE GRINDER 10.5 AMP Motor and Labyrinth Construction

- Powerful 10.5 AMP motor delivers more output for increased performance
- Refined design at only 5.8 lbs.
- AC/DC switch for use with alternative power source
- Labyrinth construction seals and protects motor and bearings from contamination
- Externally accessible brushes for greater serviceability

Model GA5010Z Includes: 5" x 7/8" x 1/4" Grinding Wheel, 24 Grit, General Purpose Metal (741407-8-1), Side Handle (153504-2), 5" Tool-less Wheel Guard (135108-2), Inner Flange (224399-1), Lock Nut (193465-4), Lock Nut Wrench (782424-9)

Grinding Wheel or Sanding Disc	5"
Wire Cup Brush	3-1/2"
No Load Speed	11,000 RPM
Spindle Thread	5/8" - 11 UNC
AMPS	10.5
Lock-On: No	Lock-Off: No
Overall Length	14"
Net Weight	5.8 lbs.
Shipping Weight	8.8 lbs.



9566PC **HIGH POWER**
13 AMP

6" SJS™ PADDLE SWITCH CUTOFF/ANGLEGRINDER Electronic Controller

- SJS™ technology is a mechanical clutch system that helps prevent motor and gear damage
- Constant speed control automatically applies additional power to the motor to maintain speed under load
- Soft start suppresses start-up reaction for smooth start-ups and longer gear life
- Electronic current limiter helps protect the motor from overload

Model 9566PC Includes: Side Handle (153489-2), 6" Cut-Off Wheel Guard (165486-6), Inner Flange, 9566CV/PC (224390-9), Lock Nut (224574-9), Lock Nut Wrench (782424-9), 6" Cut-off Wheel, Metal (724117-A)

Grinding Wheel or Sanding Disc	6"
Cut-Off Wheel	6"
Wire Cup Brush	3-1/2"
No Load Speed	9,000 RPM
Spindle Thread	5/8" - 11 UNC
AMPS	13
Lock-On: No	Lock-Off: Yes
Overall Length	12-1/8"
Net Weight	5.5 lbs.
Shipping Weight	7.2 lbs.



9566CV

**HIGH POWER
12 AMP**

**6" SJS™ CUT-OFF/
ANGLE GRINDER
Electronic Controller**

- Powerful 12.0 AMP motor delivers more output and 9,000 RPM
- SJS™ technology is a mechanical clutch system that helps prevent motor and gear damage by allowing the drive shaft to slip
- Variable speed control dial enables user to match the speed to the application
- Constant speed control automatically applies additional power to the motor to maintain speed under load

Model 9566CV Includes: Lock Nut Wrench (782412-6), Lock Nut (224574-9), Side Handle (153489-2), Inner Flange, 9566CV/PC (224390-9), 6" Cut-Off Wheel Guard (165486-6), 6" Cut-off Wheel, Metal (724117-A)

Grinding Wheel or Sanding Disc	6"
Cut-Off Wheel	6"
Wire Cup Brush	3"
No Load Speed	4,000 - 9,000 RPM
Spindle Thread	5/8" - 11 UNC
AMPS	12
Lock-On: Yes	Lock-Off: No
Overall Length	11-3/4"
Net Weight	5.3 lbs.
Shipping Weight	7.7 lbs.



GA6020

AC/DC

**6" SJS™ ANGLE GRINDER
SJS™ Mechanical Clutch System Helps
Prevent Motor and Gear Damage**

- Powerful 10.5 AMP motor delivers 10,000 RPM
- Electric brake for maximum productivity
- Spiral bevel gears for smoother rotations and a more efficient transfer of energy
- Zig-zag varnish protects the armature coil from dust and debris for longer motor life
- "Tool-less" wheel guard for more convenient adjustments

Model GA6020 Includes: 6" x 7/8" x 1/4" Grinding Wheel, 24 Grit, General Purpose Metal (A-80846), Side Handle (153504-2), 5" Tool-less Wheel Guard (135108-2), 6" Tool-less Wheel Guard (135172-3), Inner Flange (224361-6), Lock Nut (193465-4)

Grinding Wheel or Sanding Disc	6"
Wire Cup Brush	3-1/2"
No Load Speed	10,000 RPM
Spindle Thread	5/8" - 11 UNC
AMPS	10.5
Lock-On: No	Lock-Off: No
Overall Length	14"
Net Weight	6.7 lbs.
Shipping Weight	8.8 lbs.



GA6010Z

AC/DC

**6" CUT-OFF/ANGLE GRINDER
10.5 AMP Motor and Labyrinth
Construction**

- Refined design at only 5.9 lbs. for reduced operator fatigue
- AC/DC switch for use with alternative power source
- Labyrinth construction seals and protects motor and bearings from contamination
- Externally accessible brushes for greater serviceability
- Ergonomic soft grip provides increased comfort on the job

Model GA6010Z Includes: Side Handle (153504-2), 6" Cut-Off Wheel Guard (165486-6), Inner Flange (224361-6), Lock Nut (193465-4), Lock Nut Wrench (782424-9), 6" Cut-off Wheel, Metal (724117-A)

Grinding Wheel or Sanding Disc	6"
Cut-Off Wheel	6"
Wire Cup Brush	3-1/2"
No Load Speed	10,000 RPM
Spindle Thread	5/8" - 11 UNC
AMPS	10.5
Lock-On: No	Lock-Off: No
Overall Length	14"
Net Weight	5.9 lbs.
Shipping Weight	8.8 lbs.



GA7011C

**7" ANGLE GRINDER
Electronic Controller**

- Powerful 15.0 AMP motor delivers 6,000 RPM
- Constant speed control automatically applies additional power to the motor to maintain speed under load
- Soft start suppresses start-up reaction for smooth start-ups and longer gear life
- Electronic current limiter helps protect the motor from overload
- "Tool-less" wheel guard for more convenient adjustments

Model GA7011C Includes: 7" x 7/8" x 1/4" Grinding Wheel, 24 Grit, General Purpose Metal (741413-3), Lock Nut Wrench (782412-6), Lock Nut (193465-4), Inner Flange (224378-9), Side Handle (152539-0)

Grinding Wheel or Sanding Disc	7"
Wire Cup Brush	6"
No Load Speed	6,000 RPM
Spindle Thread	5/8" - 11 UNC
AMPS	15
Lock-On: Yes	Lock-Off: Yes
Overall Length	17-7/8"
Net Weight	7.5 lbs.
Shipping Weight	11.9 lbs.



GA7020

AC/DC

**7" ANGLE GRINDER
Powerful 15.0 AMP Motor
Delivers 8,500 RPM**

- Spiral bevel gears for smoother rotations and a more efficient transfer of energy
- Labyrinth construction prevents debris from penetrating the motor, bearings and gears for longer tool life
- Zig-zag varnish protects the armature coil from dust and debris for longer motor life
- Externally accessible brushes for easy serviceability
- "Tool-less" wheel guard for more convenient adjustments

Model GA7020 Includes: 7" x 7/8" x 1/4" Grinding Wheel, 24 Grit, General Purpose Metal (741413-3), Side Handle (152539-0), 7" Tool-less Wheel Guard (122767-1), Inner Flange (224317-9), Lock Nut (193465-4), Lock Nut Wrench (782412-6)

Grinding Wheel or Sanding Disc	7"
Wire Cup Brush	6"
No Load Speed	8,500 RPM
Spindle Thread	5/8" - 11 UNC
AMPS	15
Lock-On: Yes	Lock-Off: No
Overall Length	18-5/8"
Net Weight	12.2 lbs.
Shipping Weight	15.4 lbs.



GA7021

AC/DC

**7" ANGLE GRINDER
Powerful 15.0 AMP Motor
Delivers 6,000 RPM**

- Spiral bevel gears for smoother rotations and a more efficient transfer of energy
- Labyrinth construction prevents debris from penetrating the motor, bearings and gears for longer tool life
- Zig-zag varnish protects the armature coil from dust and debris for longer motor life
- Externally accessible brushes for easy serviceability
- "Tool-less" wheel guard for more convenient adjustments

Model GA7021 Includes: 7" x 7/8" x 1/4" Grinding Wheel, 24 Grit, General Purpose Metal (741413-3), Side Handle (152539-0), 7" Tool-less Wheel Guard (122767-1), Inner Flange (224317-9), Lock Nut (193465-4), Lock Nut Wrench (782412-6)

Grinding Wheel or Sanding Disc	7"
Wire Cup Brush	6"
No Load Speed	6,000 RPM
Spindle Thread	5/8" - 11 UNC
AMPS	15
Lock-On: Yes	Lock-Off: No
Overall Length	18-5/8"
Net Weight	12.2 lbs.
Shipping Weight	15.4 lbs.

SOFT START TECHNOLOGY



COMFORT

Vibration absorbing side handle for increased operator comfort

GA7040S

7" ANGLE GRINDER

Soft Start Suppresses Start-Up Reaction

- Powerful 15.0 AMP motor delivers 8,000 RPM
- Rear handle rotates with just the push of a button
- Vibration absorbing side handle provides increased comfort
- Spiral bevel gears for smoother rotations and a more efficient transfer of energy
- "Tool-less" wheel guard for more convenient adjustments

Model GA7040S Includes: 7" x 7/8" x 1/4" Grinding Wheel, 24 Grit, General Purpose Metal (741413-3), Side Handle (152539-0), 7" Tool-less Wheel Guard (122767-1), Inner Flange (224317-9), Lock Nut (193465-4), Lock Nut Wrench (782412-6)

Grinding Wheel or Sanding Disc	7"
Wire Cup Brush	6"
No Load Speed	8,000 RPM
Spindle Thread	5/8" - 11 UNC
AMPS	15
Lock-On: Yes	Lock-Off: No
Overall Length	20-1/8"
Net Weight	14.2 lbs.
Shipping Weight	17.3 lbs.



GA7031Y AC/DC

7" ANGLE GRINDER

Rear Handle Rotates with Just the Push of a Button

- Powerful 15.0 AMP motor delivers 8,500 RPM
- Vibration absorbing side handle provides increased comfort on the job
- Wire mesh intake covers are engineered to prevent debris from entering motor
- Spiral bevel gears for smoother rotations and a more efficient transfer of energy
- "Tool-less" wheel guard for more convenient adjustments

Model GA7031Y Includes: Lock Nut Wrench (782412-6), 7" Tool-Less Wheel Guard (122767-1), Side Handle (162264-5), Inner Flange (224317-9), Wire Mesh Intake Cover (194289-1)

Grinding Wheel or Sanding Disc	7"
Wire Cup Brush	6"
No Load Speed	8,500 RPM
Spindle Thread	5/8" - 11 UNC
AMPS	15
Lock-On: No	Lock-Off: Yes
Overall Length	19-7/8"
Net Weight	13.5 lbs.
Shipping Weight	18 lbs.

GA7001L AC/DC

7" ANGLE GRINDER

Rugged All Metal Housing for Longer Tool Life

- Powerful 15.0 AMP Motor Delivers 6,000 RPM
- Enlarged all ball bearing construction for longer tool life
- Spiral bevel gears for smoother rotations and a more efficient transfer of energy
- Zig-zag varnish protects the armature coil from dust and debris for longer motor life
- AC/DC switch for use with alternative power source

Model GA7001L Includes: 7" x 7/8" x 1/4" Grinding Wheel, 24 Grit, General Purpose Metal (741413-3), 7" Wheel Guard (164477-4), Inner Flange (224111-9), Lock Nut (224512-1), Lock Nut Wrench (782412-6), Side Handle (152492-0)

Grinding Wheel or Sanding Disc	7"
Wire Cup Brush	6"
No Load Speed	6,000 RPM
Spindle Thread	5/8" - 11 UNC
AMPS	15
Lock-On: Yes	Lock-Off: No
Overall Length	16-1/4"
Net Weight	12.6 lbs.
Shipping Weight	18.5 lbs.

GA7911 AC/DC

ANGLE SANDER

Rugged All Metal Housing for Longer Tool Life

- Powerful 15.0 AMP Motor Delivers 6,000 RPM
- Enlarged all ball bearing construction for longer tool life
- Spiral bevel gears for smoother rotations and a more efficient transfer of energy
- Zig-zag varnish protects the armature coil from dust and debris for longer motor life
- AC/DC switch for use with alternative power source

Model GA7911 Includes: Side Handle (152492-0), Spindle Washer (261039-0)

Grinding Wheels	9"/7"
Wire Cup Brush	6"
Sanding Disc	7"
No Load Speed	6,000 RPM
Spindle Thread	5/8" - 11 UNC
AMPS	15
Lock-On: Yes	Lock-Off: No
Overall Length	16-1/4"
Net Weight	12.2 lbs.
Shipping Weight	16 lbs.

GA9020 AC/DC

9" ANGLE GRINDER

Powerful 15.0 AMP Motor Delivers 6,000 RPM

- Spiral bevel gears for smoother rotations and a more efficient transfer of energy
- Labyrinth construction prevents debris from penetrating the motor, bearings and gears for longer tool life
- Zig-zag varnish protects the armature coil from dust and debris for longer motor life
- Externally accessible brushes for easy serviceability
- "Tool-less" wheel guard for more convenient adjustments

Model GA9020 Includes: 9" Grinding Wheel (741421-4), 9" Tool-Less Wheel Guard (122768-9), Lock Nut (193465-4), Side Handle (152539-0), Inner Flange (224317-9), Lock Nut Wrench (782412-6)

Grinding Wheel/Sanding Disc	9"/7"
Wire Cup Brush	6"
No Load Speed	6,000 RPM
Spindle Thread	5/8" - 11 UNC
AMPS	15
Lock-On: Yes	Lock-Off: No
Overall Length	18-5/8"
Net Weight	12.8 lbs.
Shipping Weight	17.2 lbs.



GA9031Y AC/DC

9" ANGLE GRINDER

Rear Handle Rotates with Just the Push of a Button

- Powerful 15.0 AMP motor delivers 6,600 RPM
- Vibration absorbing side handle provides increased comfort on the job
- Wire mesh intake covers are engineered to prevent debris from entering motor
- Spiral bevel gears for smoother rotations and a more efficient transfer of energy
- "Tool-less" wheel guard for more convenient adjustments

Model GA9031Y Includes: Lock Nut Wrench (782412-6), 9" Tool-Less Wheel Guard (122768-9), Side Handle (162264-5), Inner Flange (224317-9), Wire Mesh Intake Cover (194289-1)

Grinding Wheel/Sanding Disc	9"/7"
Wire Cup Brush	6"
No Load Speed	6,600 RPM
Spindle Thread	5/8" - 11 UNC
AMPS	15
Lock-On: No	Lock-Off: Yes
Overall Length	19-7/8"
Net Weight	14 lbs.
Shipping Weight	18 lbs.

GA9040S

9" ANGLE GRINDER

Soft Start Suppresses Start-Up Reaction

- Powerful 15.0 AMP motor delivers 6,000 RPM
- Rear handle rotates with just the push of a button
- Vibration absorbing side handle provides increased comfort
- Spiral bevel gears for smoother rotations and a more efficient transfer of energy
- "Tool-less" wheel guard for more convenient adjustments

Model GA9040S Includes: 9" Grinding Wheel (741421-4), 9" Tool-Less Wheel Guard (122768-9), Lock Nut (193465-4), Side Handle (152539-0), Inner Flange (224317-9), Lock Nut Wrench (782412-6)

Grinding Wheel/Sanding Disc	9"/7"
Wire Cup Brush	6"
No Load Speed	6,000 RPM
Spindle Thread	5/8" - 11 UNC
AMPS	15
Lock-On: Yes	Lock-Off: No
Overall Length	20-1/8"
Net Weight	14.8 lbs.
Shipping Weight	19.9 lbs.

NEW GS5000

5" STRAIGHT GRINDER

Powerful 7.0 AMP Motor Delivers More Output and 5,600 RPM

- "Tool-less" guard cap removal for more convenient wheel changes
- Rubberized gear housing and handle for operator comfort
- Spiral bevel gears for smoother rotations and a more efficient transfer of energy
- Externally accessible brushes for easier serviceability
- Zig-zag varnish protects the armature coil from dust and debris

Model GS5000 Includes: Blade Wrench (783204-6), Wrench Holder (410047-0), (252105-4), 5" Straight Grinding Wheel (B-34039)

Max. Wheel Diameter	5"
No Load Speed	5,600 RPM
Spindle Thread	5/8" x 24 UNC
AMPS	7
Lock-On: No	Lock-Off: Yes
Overall Length	23-1/4"
Net Weight	11.1 lbs.
Shipping Weight	13.1 lbs.



NEW GD0801C

1/4" SJS™ DIE GRINDER

Electronic Controller for Operator Convenience

- Powerful 6.6 AMP motor delivers 7,000-29,000 RPM for faster material removal
- SJS™ - Super Joint System technology helps prevent motor and gear damage by allowing the drive shaft to slip if the wheel is forced to a stop
- Variable speed control dial enables user to match the speed to the application
- Soft start suppresses start-up reaction for smooth start-ups and longer gear life

Model GD0801C Includes: 1/4" Collet (192986-3), Spanner Wrench (781203-2), Side Handle (192985-5), Wrench #19 (781206-6)

Collet	1/4"
Max. Wheel Diameter	2"
No Load Speed	7,000 - 29,000 RPM
AMPS	6.6
Lock-On: No	Lock-Off: Yes
Overall Length	14-3/8"
Net Weight	4.2 lbs.
Shipping Weight	5.2 lbs.



GD0800C

1/4" SJS™ DIE GRINDER
Electronic Controller

- Powerful 6.6 AMP motor delivers 7,000-28,000 RPM
- SJS® - Super Joint System technology helps prevent motor and gear damage
- Variable speed control dial enables user to match the speed to the application
- Constant speed control automatically applies additional power to the motor to maintain speed under load
- Soft start suppresses start-up reaction for smooth start-ups and longer gear life

Model GD0800C Includes: 1/4" Collet (192986-3), Spanner Wrench (781203-2), Side Handle (192985-5), Wrench #19 (781206-6)

Collet	1/4"
Max. Wheel Diameter	2"
No Load Speed	7,000 - 28,000 RPM
AMPS	6.6
Lock-On: Yes	Lock-Off: No
Overall Length	14-5/8"
Net Weight	3.7 lbs.
Shipping Weight	5.2 lbs.

GD0600 AC/DC

1/4" PADDLE SWITCH DIE GRINDER
Large Flush-Mount Paddle Switch for Easy Operation

- Powerful 3.5 AMP motor delivers 25,000 RPM
- Lower noise at 73dB(A)
- Small diameter barrel grip for added comfort
- Directional air-flow vents channel the tool's air output away from the user's face
- Round-shaped collet nut is engineered to prevent damages/scratches to work surface

Model GD0600 Includes: 2 ea. Wrench 13 (781039-9), 2 ea. 1/4" Collet (763625-8)

Collet	1/4"
Max. Wheel Diameter	1-1/2"
No Load Speed	25,000 RPM
AMPS	3.5
Lock-On: No	Lock-Off: Yes
Overall Length	14-1/8"
Net Weight	3.7 lbs.
Shipping Weight	5.1 lbs.

GD0601 AC/DC

1/4" DIE GRINDER
Side Switch for Operator Convenience

- Powerful 3.5 AMP motor delivers 25,000 RPM
- Lower noise at 73dB(A)
- Small diameter barrel grip for added comfort
- Directional air-flow vents channel the tool's air output away from the user's face
- Round-shaped collet nut is engineered to prevent damages/scratches to workpiece

Model GD0601 Includes: Wrench 13 (781039-9), 1/4" Collet (763625-8)

Collet	1/4"
Max. Wheel Diameter	1-1/2"
No Load Speed	25,000 RPM
AMPS	3.5
Lock-On: Yes	Lock-Off: No
Overall Length	14-1/8"
Net Weight	3.7 lbs.
Shipping Weight	5.1 lbs.

XDG01

18v LXT® 1/4" DIE GRINDER KIT
Delivers 25,000 RPM for Faster Grinding

- Compact barrel grip design and weighs only 4.4 lbs. for easy handling
- Slide switch with lock-on for operator convenience
- Vent slots designed to direct exhaust air away from the user
- L.E.D. light flashes red when it is time to recharge the battery
- Built-in L.E.D. protection circuit with over-torque control protects the motor
- Solid aluminum housing for added durability

Model XDG01 Includes: 2 ea. 3.0 Ah Battery (BL1830), Rapid Optimum Charger (DC18RC), 1/4" Collet (763625-8), 2 ea. Wrench 13 (781039-9), Tool Bag
Model XDG01Z Includes: Tool only - battery and charger not included

Collet	1/4"
Max. Wheel Diameter	1-1/2"
No Load Speed	25,000 RPM
Lock-On: Yes	Lock-Off: No
Battery	18v LXT® Lithium-Ion
Overall Length	15-3/4"
Net Weight (w/battery)	4.4 lbs.
Shipping Weight	15 lbs.

Metalworking Accessories

Angle Grinder Accessory Guide - pg. 100

A

Wheel Guards

Description	Grinder Size	Model	Part #
Wheel Guard For all grinding operations except for Cut-Off wheels	4"	9553NB	135475-5
	4"	GA4030	125885-4
	4-1/2"	9554NB, 9557NB/PB, BGA452	125273-5
	4-1/2"	9564CV/PC/P	165053-7
	4-1/2"	GA4530, GA4534	122886-3
	4-1/2" (tool-less)	9564CV/PC/P	135107-4
	4-1/2" (tool-less)	XAG03	123144-0
	5"	9005B	135549-2
	5"	9015A	125097-9
	5"	9558NB/PB	125274-3
	5" (tool-less)	9565CV/PC, GA5010Z, GA5020/Y	135108-2
	6"	9016B	134961-3
	6"	GA6010Z, GA6020	122772-8
6" (tall / tool-less)	GA6010Z, GA6020	135172-3	
6" (short / tool-less)	GA6010Z, GA6020	135110-5	
7"	GA7001L	164477-4	
7"	GA7911	191214-3	
7" (tool-less)	GA7020, GA7021, GA7040S	122767-1	
9"	GA7911, GA9020, GA9040S	191215-1	
9" (tool-less)	GA9020, GA9040S	122768-9	
Wheel Guard For dust collecting-surfacing	4-1/2" - 5"	195236-5	Makita 4-1/2"-5" Grinders Except 9005B
	7"	195386-6	Makita 7" & 9" Grinders Except GA7911, GA7001L, GA7011C, GA7040S, GA9040S

Description	Grinder Size	Model	Part #
Cut-Off Wheel Guard	4-1/2"	BGA452, 9564CV/PC	135103-2
	4-1/2"	GA4530, GA4534	122910-2
	5"	9005B	122688-7
Wheel Guard For dust collecting-cutting	5"	9558NB/PB, 9565CV, GA5010Z, GA5020/Y	122641-3
	6"	9566CV/PC, GA6010Z	165744-0
Wheel Guard For dust collecting-cutting	4-1/2" - 5"	9564CV/PC/P	193794-5 (with shoe)
	4-1/2" - 5"	9564CV/PC/P	192618-2
	5"	9565CV/PC	196846-1 NEW

Description	Grinder Size	Model	Part #
Inner Flange	4"	9553NB, GA4030	224377-1
	4"	N9501BZ	224376-3
	4-1/2", 5", 6"	9557NB/PB, 9564CV/PC/P, 9558PB, 9565PC, GA5010Z, GA5020, GA4534	224399-1
	4-1/2", 5", 6", 7"	9005B, 9015A, 9564CV/PC/P, 9565CV, GA7011C	224378-9
	5", 6"	9005B, 9527NB, 9005BZ, GA6010Z	224361-6
	6"	9566CV/PC	224390-9
	7"	GA7001L, GA7911	224111-9
	7", 9"	9077SL, GA7020, GA7021, GA7040S, GA9020, GA9040S	224317-9

D

Lock Nuts

Description	Grinder Size	Model	Part #
Lock Nuts For use with Flex Wheels	4"	9553NB, GA4030	224541-4
Lock Nuts For use with Diamond Blade, Grinding, Cut-Off*, and Multi-Disc Wheels.	4"	9553NB, GA4030 9015A,	194608-1
	4-1/2", 5", 7", 9"	9005B, 9005BZ, 9067L, 9528PB, 9557NB/PB, 9558NB/PB, 9564CV/PC, 9565CV/PC, GA5010Z, GA5020, GA6020, GA7011C, GA7020, GA7021, GA7031Y, GA7040S, GA9020, GA9040S, GA9031Y	193465-4
	6"	9566CV/PC, GA6010Z, GA6020	224574-9
	7"	GA7001L, GA7911	224512-1
Lock Nut For use with Rubber Pads	4"	9553NB, GA4030	224501-6
	4-1/2" - 9"	9554NB, 9557NB/PB, 9564CV/PC/P, GA4530, GA4534, 9005B, 9015A, 9565CV/PC, GA5010Z, GA5020/Y, 9566CV/PC, GA6010, GA6020, GA7001L, GA7911, G7000C, 9077SL, 9218SB, 9227C, 9227CY, GA7011C, GA7020, GA7021	193048-0



GV5010

5" DISC SANDER

Compact Design at Only 2.6 lbs.

- Powerful 4.2 AMP motor delivers 4,500 RPM
- Precision balance with rubberized soft grip handle for greater comfort
- Spiral bevel gears for smoother rotations and a more efficient transfer of energy
- Zig-zag varnish protects the armature coil from dust and debris for longer motor life
- Lock-on button for continuous operation

9218SB

7" DISC SANDER Motor-Over-Pad Design for Balance and Control

- 5.2 AMP motor delivers 4,000 RPM for smooth sanding
- Lightweight (6.3 lbs.) for reduced operator fatigue
- Ball-and-needle bearing construction for longer tool life and smooth operation
- Lock-on button for continuous use and reduced operator fatigue
- Double insulated

GV7000C

7" DISC SANDER Lightweight (4.6 lbs.) for Comfort and Control

- Advanced electronics include soft start and electronic speed control
- Variable speed (2,500 - 4,700 RPM)
- Trigger lock-on button for operator convenience
- Motor-over-pad design for better balance and control
- Externally accessible carbon brushes for efficient maintenance

PW5001C



4" ELECTRONIC STONE POLISHER Precision Engineered for a Professional Finish

- Variable speed control dial enables user to match the speed to the application
- Soft-start feature for smooth start-ups
- Electronic speed control maintains constant speed under load
- Common fitting accepts the most popular water hose connections

Model GV5010 Includes: 5" Abrasive Disc, 80 Grit, 5/pk (742109-9), 5" Plastic Backing Pad (743025-8), Side Handle (152491-2), Hex Wrench (783203-8)

Model 9218SB Includes: 7" Rubber Backing Pad (192978-2), Lock Nut (193048-0), Spanner Wrench (781008-0), Lock Nut Wrench (782412-6), Side Handle (152492-0), 1 ea. Abrasive Disc 50 Grit (742070-A-5)

Model GV7000C Includes: 7" Abrasive Disc, 80 Grit, 5/pk (742071-A-5), 7" Rubber Backing Pad (192978-2), Lock Nut (193048-0), Spanner Wrench (781008-0), Lock Nut Wrench (782412-6), Side Handle (152491-2)

Model PW5001C Includes: 4" Rubber Pad (743079-5), Side Handle (153489-2), Head Cover (417322-5), Spanner Wrench (781008-0), Front Grip (418507-6), Blade Wrench (783204-6)

Sanding Disc	5"
No Load Speed	4,500 RPM
Spindle Thread	5/8" - 11 UNC
AMPS	4.2
Overall Length	7-1/8"
Net Weight	2.6 lbs.
Shipping Weight	4 lbs.

Sanding Disc	7"
No Load Speed	4,500 RPM
Spindle Thread	5/8" - 11 UNC
AMPS	5.2
Overall Length	8-7/8"
Net Weight	6.3 lbs.
Shipping Weight	9.7 lbs.

Sanding Disc	7"
Wool Bonnet	7"
No Load Speed	2,500 - 4,700 RPM
Spindle Thread	5/8" - 11 UNC
AMPS	7.9
Overall Length	8-1/4"
Net Weight	4.6 lbs.
Shipping Weight	6.6 lbs.

Polishing Disc	4"
Wool Bonnet	7"
No Load Speed	2,000 - 4,000 RPM
Spindle Thread	5/8" - 11 UNC
AMPS	7.9
Overall Length	14-1/8"
Net Weight	5.1 lbs.
Shipping Weight	8.4 lbs.

ENHANCED FEATURES & PERFORMANCE



VARIABLE SPEED



Rubberized loop handle and gear housing to help protect delicate surfaces from damage

NEW 9237C



7" POLISHER Electronic Controller for Operator Convenience

- Variable speed dial and trigger enables user to match the speed to the application
- Soft start for smooth start-ups and less fling off of polish, wax or paste
- Rubberized loop handle and gear housing to help protect delicate surfaces from damage
- Wire mesh intake covers to prevent wool fibers from entering the motor
- Lock-on button for continuous use operation

Model 9237C Includes: 7" Backing Pad, Hook-and-Loop (743052-5), Blade Wrench (783204-6), Side Handle (153489-2), Loop Handle 9237C (455292-0), Pad Alignment/Centering Sleeve (262542-4)

Sanding Disc	7"
Wool Bonnet	8"
No Load Speed	0 - 3,000 RPM
Spindle Thread	5/8" - 11 UNC
AMPS	10
Overall Length	18-1/2"
Net Weight	7 lbs.
Shipping Weight	10 lbs.



9227C



7" POLISHER Fast and Powerful Polishing for Clearcoat Finishes

- Variable speed control dial enables user to match the speed to the application
- Constant speed control maintains constant speed under load
- Soft start feature for smooth start-ups
- 3 prong plug to prevent static electricity accumulation
- Easily converts to a sander

Model 9227C Includes: 7" Backing Pad, Hook-and-Loop (743052-5), Blade Wrench (783204-6), Side Handle (153489-2), Loop Handle (416256-9)

Sanding Disc	7"
Wool Bonnet	7"
No Load Speed	0 - 3,000 RPM
Spindle Thread	5/8" - 11 UNC
AMPS	10
Overall Length	18-1/2"
Net Weight	6.8 lbs.
Shipping Weight	8.8 lbs.



PV7001C



7" VERTICAL POLISHER High Power-to-Weight Ratio

- Quick-Flip™ speed change for compounding and polishing
- 2-speed selection button: low (600 RPM) and variable (600-2,000 RPM)
- Advanced electronics include soft start and electronic speed control
- Refined design at 4.8 lbs. for reduced operator fatigue
- Motor-over-pad design for improved balance
- Variable speed control dial enables user to match the speed to the application

Model PV7001C Includes: 7" Backing Pad, Hook-and-Loop (743052-5), Air Deflector (417793-6), Spanner Wrench (781008-0), Side Handle (152491-2)

Sanding Disc	7"
Wool Bonnet	7"
No Load Speed	600 - 2,000 RPM
Spindle Thread	5/8" - 11 UNC
AMPS	7.9
Overall Length	8-1/4"
Net Weight	4.8 lbs.
Shipping Weight	6.6 lbs.



JN3201

10 GAUGE NIBBLER
Powerful 6.2 AMP Motor;
1,300 SPM for the Most Demanding Applications

- Less noise at 81 dB(A) for continuous operation
- Well balanced with a rubberized soft grip handle for greater comfort
- Built-in thickness gauge for added convenience
- Refined design at only 7.4 lbs. for increased control
- Lock-on switch for continuous operation

Model JN3201 Includes: Punch (792728-1), Die (792292-2), Hex Wrench (783201-2), Wrench, Tool Case

Capacities:	Aluminum	10 ga.
	Mild Steel	13 ga.
	Stainless	13 ga.
Strokes Per Minute		1,300 SPM
Cutting Radius:	Inner Edge	4-3/4"
	Outer Edge	5-1/16"
AMPS		6.2
Overall Length		8-1/2"
Net Weight		7.5 lbs.
Shipping Weight		10.8 lbs.



JN1601

16 GAUGE NIBBLER
Handles 16 Ga. Mild Steel and 18 Ga. Stainless

- For clean and precise work in keystone plate, deck plate and other sheet materials
- Slim and ergonomic body design for easy gripping
- Die rotates 360°; large 1/4" stroke
- Extremely light (weighs only 3.6 lbs.) for easier handling
- Lock-on sliding switch for continuous use
- Built-in thickness gauge for convenience

Model JN1601 Includes: Spanner Wrench (781028-4), Blade Wrench (783208-8)

Capacities:	Aluminum	10 ga.
	Mild Steel	16 ga.
	Stainless	18 ga.
Strokes Per Minute		2,200 SPM
Cutting Radius:	Inner Edge	1-3/4"
	Outer Edge	2"
AMPS		5
Overall Length		10-1/4"
Net Weight		3.6 lbs.
Shipping Weight		4.9 lbs.



XN1601

18v LXT® 16 GAUGE NIBBLER KIT
Powerful, Versatile and Cordless

- Makita-built motor delivers 1,900 SPM for fast and smooth cutting
- Ideal for cutting roofing sheet metal at thicknesses up to 16 gauge
- Die holder rotates 360° to meet demands of cutting direction
- Convenient chip deflector is below cutting material to minimize damage to cutting surface
- Cutting radius: inner edge 1-3/4"; outer edge 2"

Model XN1601 Includes: 2 ea. 3.0 Ah Battery (BL1830), Rapid Optimum Charger (DC18RC), Spanner Wrench (781028-4), Punch (A-83951), Tool Bag
 Model XN1601Z Includes: Tool only - battery and charger not included

Capacities:	Aluminum	12 ga.
	Mild Steel	10 ga.
	Stainless	18 ga.
Strokes Per Minute		0 - 1,900 SPM
Cutting Radius:	Inner Edge	1-3/4"
	Outer Edge	2"
Battery		18v LXT® Lithium-Ion
Overall Length		12-3/8"
Net Weight		4.8 lbs.
Shipping Weight		17 lbs.



JS3201

10 GAUGE SHEAR
Powerful 6.2 AMP Motor;
1,600 SPM for the Most Demanding Applications

- Less noise at 81 dB(A) for continuous operation
- Tight 2" cutting radius for greater versatility
- Lock-on switch for continuous operation
- Built-in thickness gauge for convenience
- Refined design at only 7.4 lbs. for increased control
- Large, easily replaceable blades with 8 cutting edges each

Model JS3201 Includes: Hex Wrench (783202-0), Shear Blade Set (792287-5), Thickness Gauge (123456)

Capacities:	Aluminum	9 ga.
	Mild Steel	10 ga.
	Stainless	13 ga.
Strokes Per Minute		1,600 SPM
Cutting Radius		2"
AMPS		6.2
Overall Length		8-3/8"
Net Weight		7.4 lbs.
Shipping Weight		8.8 lbs.



JS1602

16 GAUGE SHEAR
Cuts 16 Ga. Mild Steel and 18 Ga. Stainless

- Powerful 3.3 AMP motor delivers 4,000 SPM for the most demanding applications
- Small circumference barrel grip (only 2-1/4") for added comfort
- Refined design at only 3.4 lbs. for increased control
- Lock-on switch for continuous operation
- Built-in thickness gauge for added convenience
- Large easily replaceable blades with 8 cutting edge each

Model JS1602 Includes: Hex Wrench (783201-2), Shear Blade Set (191383-0)

Capacities:	Aluminum	13 ga.
	Mild Steel	16 ga.
	Stainless	18 ga.
Strokes Per Minute		4,000 SPM
Cutting Radius		1-3/16"
AMPS		3.3
Overall Length		12-1/2"
Net Weight		3.4 lbs.
Shipping Weight		4.9 lbs.



XSJ01

18v LXT® 18 GAUGE STRAIGHT SHEAR KIT
Swivel Shear Head Rotates 360°

- Makita-built 4-pole motor delivers 2,800 strokes per minute for fast cutting
- Cuts up to 18 gauge mild steel and 20 gauge stainless steel
- Compact and ergonomic design at only 13-3/4" long
- Weighs only 5.3 lbs. with battery (battery not included) for reduced operator fatigue
- Reversible belt-clip attaches to either side of the tool
- Rubberized soft grip handle provides increased comfort on the job

Model XSJ01 Includes: 2 ea. 3.0 Ah Battery (BL1830), Rapid Optimum Charger (DC18RC), Tool Bag
 Model XSJ01Z Includes: Tool only - battery and charger not included

Capacities:	Mild steel	18 ga.
	Stainless	20 ga.
Strokes Per Minute		2,800 SPM
Battery		18v LXT® Lithium-Ion
Overall Length		13-3/4"
Net Weight (w/battery)		5.3 lbs.
Shipping Weight		14.8 lbs.



JS8000

FIBER CEMENT SHEAR
Cuts Quickly While Producing Less Dust

- Single-piece shear head is machined from precisely milled aluminum to ensure blades cut straight
- Solid steel blades cut clean, straight lines with a maximum cutting capacity up to 5/16"
- 1/2" protected spindle withstands heavy torque loads
- Lightweight cast aluminum gear housing for durability
- Retractable tool hook allows user to work in tight spaces

Model JS8000 Includes: Shear Blade, Center (725129-8), 2 ea. Shear Blade, Side (725130-3), Hex Wrench (783221-6), Tool Case

Capacity		5/16"
Strokes Per Minute		0 - 2,500 SPM
AMPS		6.5
Overall Length		13-5/8"
Net Weight		4.8 lbs.
Shipping Weight		8.2 lbs.



GET REGISTERED

Register your products and keep them in one safe place, your own Tool Box. It is where you can go to obtain your tool model numbers and serial numbers in the event your tool is stolen or needs service.

makitatools.com/productregistration



GET SERVICE

Go online to makitatools.com/service and download parts breakdowns and owners manuals for your tools.

makitatools.com/service



2107F



PORTABLE BAND SAW

Large 4-3/4" x 4-3/4" Cutting Capacity

- Powerful 6.5 AMP motor delivers 200 - 350 ft./min. for cutting in a wide variety of materials
- Dual bearing blade guides and adjustable stopper plate
- Variable speed control dial to match the speed to the application
- Blade tightening lever for fast and easy blade installation
- Accepts standard 44-7/8" x 1/2" blade

Model 2107F Includes: PortaBand Blade, 44-7/8" x 1/2" 18TPI, Bi-Metal (792556-A), Hex Wrench (783202-0), Wrench Holder (410048-8)

Max. Cutting Capacities: Round Workpiece	4-3/4"
Rectangular Workpiece	4-3/4" x 4-3/4"
No Load Speed	200 - 350 ft./min.
AMPS	6.5
Overall Length	20-5/8"
Net Weight	13.1 lbs.
Shipping Weight	17.6 lbs.



XBP02

XBP02Z
Tool Only

18v LXT® PORTABLE BAND SAW KIT 4-3/4" x 4-3/4" Cutting Capacity

- 6-setting variable speed control dial enables user to match the speed to the application
- Built-in L.E.D. protection circuit with over-torque control protects motor
- Protective bumper design for added durability
- Tool hook secures the tool when not in use
- Accepts standard 44-7/8" x 1/2" blades
- Makita-built motor delivers faster cutting with 275-530 ft./min.

Model XBP02 Includes: 2 ea. 3.0 Ah Battery (BL1830), Rapid Optimum Charger (DC18RC), PortaBand Blade, 44-7/8" x 1/2" 18TPI, Bi-Metal (792556-A), Tool Bag

Model XBP02Z Includes: Tool only - battery and charger not included

Max. Cutting Capacity	4-3/4" x 4-3/4"
No Load Speed	275 - 530 ft./min.
Blade Length	44-7/8"
Battery	18v LXT® Lithium-Ion
Overall Length	20-5/8"
Net Weight (w/battery)	14.3 lbs.
Shipping Weight	32.5 lbs.



XBP01

XBP01Z
Tool Only

18v LXT® COMPACT BAND SAW 2-1/2" x 2-1/2" Cutting Capacity

- Makita-built motor delivers 630 ft./min. blade speed for fast cutting
- 2-1/2" cutting capacity is ideal for cutting conduit, Unistrut®, copper pipe, threaded rod, angle iron and channel
- Includes a blade wheel cover, saw suitable for appropriate one-handed operation: meets ANSI Standard 60745-2-20
- Accepts standard 32-7/8" x 1/2" blades
- Built-in L.E.D. light illuminates the work area

Model XBP01 Includes: 2 ea. 3.0 Ah Battery (BL1830), Rapid Optimum Charger (DC18RC), Compact Portable Band Saw Blade 32-7/8", 14 TPI (B-40543), Tool Bag

Model XBP01Z Includes: Tool only - battery and charger not included

Max. Cutting Capacity	2-1/2" x 2-1/2"
No Load Speed	630 - ft./min.
Blade Length	32-7/8"
Battery	18v LXT® Lithium-Ion
Overall Length	18-1/2"
Net Weight (w/battery)	7.5 lbs.
Shipping Weight	19 lbs.



2414NB / 2414DB

14" CUT-OFF SAW Cuts 4-1/2" Round Stock at 45° and 90°

- D-shaped handle for easy gripping
- Lock-off button for user convenience
- Fence adjusts 45° right and left; 3 locations for various material sizes
- Quick release vise for secure stock retention and fast repeated cut-offs
- Spark diversion guard
- Adjustable depth stop for precise, repeatable cutting depth

Model 2414NB Includes: 14" x 1" x 7/64" Abrasive Cut-Off Wheel, 5/pk (A-93859-5), Socket Wrench (782210-8)

Blade Diameter	14"
Arbor	1"
Max. Cutting Capacity	at 90° (4-1/2"), at 45° (4-1/2")
No Load Speed	3,800 RPM
AMPS	15
Overall Length	19-3/4"
Net Weight	40.6 lbs.
Shipping Weight	41.8 lbs.



LC1230

12" METAL CUTTING SAW For Cutting in Pipe, Angle Iron, Conduit and More

- Carbide tipped blade lasts 50X longer than abrasive wheels; cuts clean, accurate and virtually burr free
- Quick release vise for secure stock retention and fast repeated cut-offs
- Lock-off button for user convenience
- Quick release support fence adjusts 0 - 45° for miter cutting
- Shaft lock for easy wheel changes

Model LC1230 Includes: 12" (60T) C.T. Metal Cutting Blade, Ferrous Metal (A-90532), Socket Wrench (782210-8), Safety Goggles

Blade Diameter	12"
Arbor	1"
Max. Cutting Capacity	at 90° (4-1/2"), at 45° (3-1/2")
No Load Speed	1,300 RPM
AMPS	15
Overall Length	20-1/4"
Net Weight	42.5 lbs.
Shipping Weight	50.7 lbs.



4114

AC/DC

14" SJS™ ANGLE CUTTER Built in Dust Port for Reduced Dust and Debris when Connected to a Vacuum

- Powerful 15.0 AMP motor delivers 3,800 RPM for the most demanding applications
- SJS™ technology is a mechanical clutch system that helps prevent motor and gear damage by allowing the drive shaft to slip
- Removable base for a closer edge-to-edge cut
- Rubberized wraparound handle for increased comfort

Model 4114 Includes: Socket Wrench (782210-8)

Arbor	1"
Max. Cutting Depth:	14" diamond blade 5"
	14" cut-off wheel 5"
No Load Speed	3,800 RPM
AMPS	15
Overall Length	26-1/2"
Net Weight	23.8 lbs.
Shipping Weight	24.2 lbs.



Dust Collection Port



4131

7-1/4" METAL CUTTING SAW Faster, Cleaner and More Efficient Metal Cutting

- Powerful 13 AMP motor cuts through various types of metal
- Heavy duty blade cover provides increased chip protection
- Virtually spark-free cuts
- CERMET tipped blade leaves burr-free cuts that are cool to the touch
- "Tool-less" blade cover helps prevent heat build-up
- Large cutting capacity for single pass cutting

Model 4131 Includes: CERMET Tipped Blade (A-93815), Hex Wrench (783203-8), Wrench Holder (410047-0), Safety Goggles

Blade Diameter	7-1/4"
Arbor	5/8"
Max. Cutting Depth	2-1/2"
No Load Speed	3,500 RPM
AMPS	13
Overall Length	14-1/8"
Net Weight	11.3 lbs.
Shipping Weight	15 lbs.

4.0Ah BATTERY



XSC01M / XSC01

XSC01Z
Tool Only

18v LXT® 5-3/8" METAL CUTTING SAW KIT Cuts a Wide Range of Metal Material

- Makita-built motor delivers 3,600 RPM for faster cutting
- Cuts a wide range of metals including Unistrut®, all thread, channel, conduit, pipe, sheet metal, square tubing, steel and more
- Compact and ergonomic design at 13-3/4" long
- Weighs only 5.7 lbs. with battery for reduced operator fatigue
- Rubberized soft grip handle provides increased comfort

Model XSC01M Includes: 2 ea. 4.0Ah Battery (BL1840), Rapid Optimum Charger (DC18RC), 5-3/8" 30T Carbide-Tipped Saw Blade, Metal (A-95037), Tool Case

Model XSC01 Includes: Same as XSC01M except 2 ea. 3.0 Ah Battery (BL1830)

Model XSC01Z Includes: Tool only - battery and charger not included

Blade Diameter	5-3/8"
Arbor	5/8"
Max. Cutting Depth	2"
No Load Speed	3,600 RPM
Battery	18V LXT® Lithium-Ion
Overall Length	13-3/4"
Net Weight (w/battery)	5.7 lbs.
Shipping Weight	15.5 lbs.

AVT®

Anti Vibration Technology

AVT® Recipro Saw - 15 AMP
MODEL JR3070CTZ

SAWS

PERFORMANCE



2X LESS VIBRATION WITH INNOVATIVE
COUNTERBALANCE AND CLUTCH SYSTEM



Celebrating
100 YEARS
of Innovation

CIRCULAR
SAWS



pg. 58-60

MAGNESIUM
CIRCULAR SAWS



pg. 59

PLUNGE
CIRCULAR SAWS



pg. 60

RECIPRO
SAWS



pg. 61

JIG
SAWS



pg. 62

ACCESSORIES



pg. 108-111



4100NH

4-3/8" MASONRY SAW
Powerful Cutting in Stone, Masonry, Tile & Concrete

- Powerful 12 AMP motor
- Cuts up to 1-3/8"
- Compact and lightweight at only 6.5 lbs.
- High power to weight ratio; 13,000 RPM
- Lock-off button helps prevent accidental starts
- Flat rear side of motor housing allows for easy blade changes

4101RH

5" MASONRY SAW
For Wet Cutting of Tile, Masonry, Concrete and More

- Powerful 7.9 AMP motor for the most demanding jobs
- Special cover design prevents water from entering into motor housing
- Cuts up to 1-5/8" at 90° and 1" at 45°
- Ground fault circuit interrupter (GFCI) plug
- Lock-on button for continuous operation
- Includes 15 ft. of tubing, water pressure regulator and water valve

5005BA

5-1/2" CIRCULAR SAW
Cuts 2x Material at 90°

- Powerful 8.0 AMP motor for fast cutting and improved performance
- Blade-left design improves visibility of cutting line
- Lightweight (6.2 lbs.) for increased maneuverability
- Electric brake for maximum productivity
- Lock-off button helps prevent accidental starts
- Shaft lock for fast blade changes
- Double insulated

NEW

HS7600

7-1/4" CIRCULAR SAW
Well-balanced and Lightweight (8.8 lbs.)

- Powerful 10.5 AMP motor deliver 4,900 RPM for performance and job site durability
- Lower guard design improves performance when making bevel and narrow cuts
- Heavy gauge aluminum wraparound base engineered for improved durability and straighter cuts
- Large and easy-to-read markings on base for more precise cutting

Model 4100NH Includes: 4" Diamond Blade Turb (A-94546), Socket Wrench (782209-3), Spanner Wrench (781011-1)

Model 4101RH Includes: 5" Diamond Blade, Continuous Rim, Wet Cutting (A-90934), Hex Wrench (783203-8), Spanner Wrench (781011-1)

Model 5005BA Includes: 5-1/2" 18T Carbide-Tipped Circular Saw Blade (792335-0), Rip Fence, Circular Saws (164095-8), Socket Wrench (782209-3)

Model HS7600 Includes: T.C.T. Saw Blade 7-1/4" 24T (D-45989-1), Hex Wrench (783217-7)

Blade Diameter	4-3/8"
Arbor	3/4"
Max. Cutting Capacity (at 90°)	1-3/8"
No Load Speed	14,500 RPM
Watts Out	1,500
AMPS	12
Overall Length	8-5/8"
Net Weight	6.5 lbs.
Shipping Weight	9.4 lbs.

Blade Diameter	5"
Arbor	3/4"
Max. Cutting Capacities:	at 90° (1-5/8"), at 45° (1")
No Load Speed	13,800 RPM
Watts Out	1,050
AMPS	7.9
Overall Length	9-1/4"
Net Weight	6.5 lbs.
Shipping Weight	9.3 lbs.

Blade Diameter	5-1/2"
Arbor	5/8"
Max. Cutting Capacities:	at 90° (1-3/4"), at 45° (1-3/16")
No Load Speed	8,000 RPM
Watts Out	1,050
AMPS	8
Overall Length	9-13/16"
Net Weight	6.2 lbs.
Shipping Weight	9 lbs.

Blade Diameter	7-1/4"
Arbor	5/8"
Max. Cutting Capacities:	at 90° (2-1/2"), at 45° (1-5/8")
No Load Speed	5,200 RPM
Watts Out	1,400
AMPS	10.5
Overall Length	12-1/8"
Net Weight	8.6 lbs.
Shipping Weight	11.9 lbs.



5007F / 5007FA

7-1/4" CIRCULAR SAW
#1 Contractor Circular Saw Preferred by Professional Contractors

- Powerful 15 AMP motor delivers 5,800 RPM for proven performance and jobsite durability
- Lower guard design improves performance when making bevel and narrow cuts
- Large cutting capacity (2-3/8" at 90°, 1-3/4" at 45°)
- Two built-in LED lights illuminate the line of cut for increased accuracy
- Well balanced design for superior handling and performance

5007NK

7-1/4" CIRCULAR SAW
Improved Design for Increased Performance

- Powerful 15 AMP motor for a high power-to-weight ratio
- Lower guard design improves performance when making bevel and narrow cuts
- Well-balanced design for superior handling and performance
- Bevel cuts 0°-56° with positive stops at 22.5°, and 45° and 56° for quick settings
- Large cutting capacity (2-1/2" at 90°, 1-3/4" at 45° and 1-3/8" at 56°)

Model 5007F & 5007FA Include: 24T Carbide-Tipped Blade (D-45989-1), Blade Wrench (783204-6)

Model 5007FA features an electric brake

Model 5007NK Includes: T.C.T. Saw Blade 7-1/4" 24T (D-45989-1), Blade Wrench (783204-6), Tool Case

Blade Diameter	7-1/4"
Arbor	5/8"
Max. Cutting Capacities:	at 90° (2-3/8"), at 45° (1-3/4")
No Load Speed	5,800 RPM
Watts Out	2,000
AMPS	15
Overall Length	12"
Net Weight	11.1 lbs.
Shipping Weight	14 lbs.

Blade Diameter	7-1/4"
Arbor	5/8"
Max. Cutting Capacities:	at 90° (2-1/2"), at 45° (1-3/4"), at 56° (1-3/8")
No Load Speed	5,800 RPM
Watts Out	2,300
AMPS	15
Overall Length	12-1/2"
Net Weight	11 lbs.
Shipping Weight	20 lbs.

7-1/4" INDUSTRY STANDARD



NEW

XSH01X

18v X2 LXT® (36V) 7-1/4" CIRCULAR SAW KIT
Two 18v LXT® Batteries Deliver the Cutting Performance of a Corded Saw*

- Makita-built motor delivers 4,800 RPM for fast cutting and ripping
- Two 18v LXT® Lithium-Ion batteries deliver up to 2.5X more cuts per charge**
- Large cutting capacity (2-5/8" at 90°) and bevel capacity (0°-50°) with a positive stop at 45°
- Reinforced magnesium base for durability

Model XSH01X Includes: 2 ea. 3.0 Ah Battery (BL1830), Rapid Optimum Charger (DC18RC), 7-1/4" 24T Ultra-Coated Framing Blade (A-94530-A), Tool Bag

Model XSH01Z Includes: Tool only - battery and charger not included

Blade Diameter	7-1/4"
Arbor	5/8"
Max. Cutting Capacity:	90° (2-5/8"), 45° (1-7/8"), 50° (1-11/16")
No Load Speed	4,800 RPM
Battery	2X 18v X2 LXT® Lithium-Ion
Overall Length	14"
Net Weight (w/battery)	10.1 lbs.
Shipping Weight	19.3 lbs.

UP TO 250 CUTS PER CHARGE†

DELIVERS 7-1/4" CORDED POWER & SPEED††

UP TO 5 lbs. LESS WEIGHT‡

† Performance testing by independent test lab (Intertek) using (3) Makita® XSH01Z 7-1/4" Circular Saws, (6) BL1830 18V LXT® Batteries and (3) DC18RC Rapid Optimum Chargers. Average results based on cross-cutting 2x4 lumber through three discharges on three XSH01Z units.

†† Time to cross-cut 2x10 lumber when compared to Makita® 5007F

‡ Weight comparison only to SKILSAW® SHD77M weighing 15.3 lbs. SKILSAW® is a registered trademark property of Robert Bosch GmbH, Germany which is not affiliated with Makita® and is used for comparison purposes only.

*Compared to Makita 5007 Series **Compared to Makita BS5611Z

MORE POWER, LESS MAINTENANCE



MAGNESIUM™

5377MG

7-1/4" MAGNESIUM HYPOID SAW

Hypoid Gears Deliver More Power to the Blade for More Efficient Cutting

- Magnesium components create a lightweight saw (13.2 lbs.) that is well balanced and job site tough
- Oil bath technology and sealed gear housing for less maintenance
- Large cutting capacity (2-3/8" at 90°) with positive stops at 22.5°, 45° and 51.5°

Model 5377MG Includes: 7-1/4" 24T Ultra-Coated Framing Blade (A-94530-A), Blade Wrench (783204-6)

Blade Diameter	7-1/4"
Arbor	5/8"
Max. Cutting Capacities:	
at 90° (2-3/8"), at 45° (1-3/4"), at 50° (1-9/16")	
No Load Speed	4,500 RPM
Watts Out	2,300
AMPS	15
Overall Length	17-3/4"
Net Weight	13.2 lbs.
Shipping Weight	17.5 lbs.



5477NB

7-1/4" HYPOID SAW Heat-Treated Hypoid Gears are Designed for Less Maintenance

- Hypoid gears deliver more power and have greater surface contact than conventional worm drive gears
- Powerful 15 AMP motor for increased productivity
- Oil bath technology and sealed gear housing for less maintenance
- 0° - 51.5° bevel capacity with positive stops at 45° and 51.5°, ideal for truss and rafter cut-outs
- Large cutting capacity (2-3/8" at 90°; 1-3/4" at 45°; 1-9/16" at 50°)

Model 5477NB Includes: Carbide-tipped blade (24T) (D-45989-1), Blade Wrench (783204-6)

Blade Diameter	7-1/4"
Arbor	5/8"
Max. Cutting Capacities:	
at 90° (2-3/8"), at 45° (1-3/4"), at 50° (1-9/16")	
No Load Speed	4,500 RPM
Watts Out	2,300
AMPS	15
Overall Length	17-3/8"
Net Weight	14.3 lbs.
Shipping Weight	18 lbs.

MORE REFINED



MAGNESIUM™

5007MG

7-1/4" MAGNESIUM CIRCULAR SAW

Most Refined Saw with Magnesium Components

- Magnesium components create a lightweight saw that's jobsite tough
- Make quick, one-handed adjustments with large, rubberized levers
- Large cutting capacity (2-1/2" at 90°) bevel cuts up to 56° with positive stops at 22.5° and 45°

Model 5007MG Include: 7-1/4" 24T Ultra-Coated Framing Blade (A-94530-A), Blade Wrench (783204-6), Rip Fence, Circular Saws (164095-8), Tool Case

Blade Diameter	7-1/4"
Arbor	5/8"
Max. Cutting Capacities:	
at 90° (2-1/2"), at 45° (1-3/4"), at 56° (1-3/8")	
No Load Speed	5,800 RPM
Watts Out	2,300
AMPS	15
Overall Length	12-1/2"
Net Weight	10.6 lbs.
Shipping Weight	18 lbs.



MAGNESIUM™

5007MGA

7-1/4" MAGNESIUM CIRCULAR SAW Most Refined Saw with Magnesium Components

- Magnesium components create a lightweight saw that's jobsite tough
- Large cutting capacity (2-1/2" at 90°) bevel cuts up to 56° with positive stops at 22.5° and 45°
- Two built-in L.E.D. lights illuminate the line of cut for increased accuracy
- Electric brake for maximum productivity

Model 5007MGA Includes: 7-1/4" 24T Ultra-Coated Framing Blade (A-94530-A), Blade Wrench (783204-6), Rip Fence, Circular Saws (164095-8), Tool Case

Blade Diameter	7-1/4"
Arbor	5/8"
Max. Cutting Capacities:	
at 90° (2-1/2"), at 45° (1-3/4"), at 56° (1-3/8")	
No Load Speed	5,800 RPM
Watts Out	2,300
AMPS	15
Overall Length	12-1/2"
Net Weight	10.6 lbs.
Shipping Weight	18 lbs.

MAGNESIUM™

MORE REFINED

Makita's Magnesium Circular Saws have Magnesium components that deliver saws that weigh less, are well-balanced and jobsite durable. Make large cuts and bevel cuts with positive stops at 0°, 22.5° and 45°. The ergonomic handle is shaped for all day comfort.

MORE POWER



Powerful 15 AMP motor delivers enough power to cut through the densest lumber

MORE EFFICIENT



Quickly change from 0° to 45° and back using positive stops that are connected to easy-to-grip levers

MORE ACCURACY



Easy-to-read numbers and ruler markings on base and depth guide allow user to measure and follow cuts accurately

SPLINTER-FREE CUTS



CAPACITY

Bevel capacity (-1° to 48°) with positive stops at 22.5° and 45°

SP6000J / SP6000J1

6-1/2" PLUNGE CIRCULAR SAW Delivers Splinter-Free Cuts

- 12 AMP motor with variable speed control dial (2,000 - 5,200 RPM)
- Close to the wall cutting (11/16") for expanded cutting applications
- Electronic speed control maintains constant speed under load for smooth cutting
- Ideal for cutting large wood panels and other wood materials in confined areas

Model SP6000J Includes: 6-1/2" 48T Carbide-Tipped Saw Blade (B-07353), Hex Wrench (783203-8), Interlocking Case (197213-3)

Model SP6000J1 Includes: Same as SP6000J plus 55" Guide Rail (194368-5)

Blade Diameter	6-1/2"
Arbor	20 mm
Max. Cutting Capacities:	at 90° (2-3/16"), at 45° (1-9/16")
No Load Speed	2,000 - 5,200 RPM
Watts Out	1,800
AMPS	12
Overall Length	13-3/8"
Net Weight	9.7 lbs.
Shipping Weight	16.2 lbs.

Plunge Circular Saw Accessories

	Size	Part #
Guide Rail	55"	194368-5
	118"	194367-7
Guide Rail Connector Kit		P-45777
Splinter Guard Replacement Strip	55"	194418-6
	118"	194419-4
Non-Slip Replacement Strip	32.8"	194417-8
Carbide Tipped Saw Blade 48T	6-1/2"	B-07353
Router Guide Rail Adaptor For use with guide rail		194579-2
Clamp Set For use with guide rail		194385-5
Rip Fence		165447-6
Miter Guide Set For use with guide rail		196664-7

NEW Interlocking Case SMARTER FEATURES



Convenient. Customizable.

Shown with optional customizable foam insert

Description	Size	Part #
Small	4-3/8" x 15-1/2" x 11-5/8"	197210-9
Medium	6-1/2" x 15-1/2" x 11-5/8"	197211-7
Large	8-1/2" x 15-1/2" x 11-5/8"	197212-5
X-Large	12-1/2" x 15-1/2" x 11-5/8"	197213-3
Foam Insert	2-1/2" x 15-1/8" x 11-1/4"	T-02571

Learn More makitatools.com/interlockingcases

For more details, see pg. 114



MAGNESIUM™

5008MGA 8-1/4" MAGNESIUM CIRCULAR SAW Largest Cutting Capacity in its Class

- Magnesium components create a lightweight saw (11.4 lbs.) that is well balanced and job site tough
- Large cutting capacity (3" at 90°) and bevel capacity (0° - 50°) with positive stops at 22.5° and 45°
- Two built-in L.E.D. lights illuminate the line of cut for increased accuracy
- Electric brake for maximum productivity
- Powerful 15.0 AMP motor delivers 5,200 RPM for proven performance

Model 5008MGA Includes: 8-1/4" x 5/8" 24T Carbide-Tipped Blade (D-21521), Blade Wrench (783204-6), Rip Fence, Circular Saws (164095-8)

Blade Diameter	8-1/4"
Arbor	5/8"
Max. Cutting Capacities:	at 90° (3"), at 45° (2-1/4"), at 50° (2")
No Load Speed	5,200 RPM
Watts Out	2,300
AMPS	15
Overall Length	13-1/8"
Net Weight	11.4 lbs.
Shipping Weight	15.1 lbs.



5104 10-1/4" CIRCULAR SAW Cuts 4x Lumber in a Single Pass

- 14 AMP motor delivers enough power to cut beams and timber
- Well balanced and weighs only 20.3 lbs. for increased operator comfort
- Precision gearing with ball-and-needle bearing construction
- Electric brake for maximum productivity
- Large cutting and bevel capacity (3-3/4" at 90° and 2-3/4" at 45°)

Model 5104 Includes: 10-1/4" 24T Carbide-Tipped Saw Blade (A-94910), Blade Wrench (783204-6), Rip Fence (165499-7)

Blade Diameter	10-1/4"
Arbor	5/8"
Max. Cutting Capacities:	at 90° (3-3/4"), at 45° (2-3/4")
No Load Speed	3,800 RPM
Watts Out	2,100
AMPS	14
Overall Length	16"
Net Weight	20.3 lbs.
Shipping Weight	26.5 lbs.



5402NA 16-5/16" CIRCULAR SAW Large Cutting Capacity for Beams and Timber

- Powerful 15 AMP motor delivers enough power to cut through pressure treated lumber
- Cuts 6x material at 90° and 4x material at 45° in a single pass
- Weighs only 32.1 lbs. for increased operator comfort
- Electric brake for maximum productivity
- Ideal for cutting large timber and lumber

Model 5402NA Includes: 16-5/16" x 25mm 32T Carbide-Tip Blade (A-90956), Blade Wrench (783204-6), Rip Fence (164019-4), Saw Storage Holder (194701-1)

Blade Diameter	16-5/16"
Arbor	1"
Max. Cutting Capacities:	at 90° (6-3/16"), at 45° (4-3/16")
No Load Speed	2,200 RPM
Watts Out	1,800
AMPS	15
Overall Length	24-1/4"
Net Weight	32.1 lbs.
Shipping Weight	37.4 lbs.

Circular Saw Accessories

Description	Model	Part #
Offset Wrench	5007NK/NFAK, 5007FK/FA, 5007NHK, 5008FA, 5277NB	782016-4
	4101RH, 4131, 5740NB, HS7600	783203-8
	5007MG, 5007MGA, 5008MGA, 5104, 5377MG, 5402NA	783204-6
Socket Wrench	4100NH, 4200NH, 5005BA	782209-3
Spanner Wrench	4100NH, 4100RH, 4200NH, 5201NA	781011-1
Tool Hook	5277NB	125319-7
	5377MG, 5477NB	125346-4
Saw Storage Holder	5402NA	194701-1
Dust Nozzle	5008MGA	450079-5
Rip Fence	4200NH, 5005BA, 5007F, 5007FA, 5007MG, 5007MGA, 5057KB, 5277NB, 5740NB, HS7600	164095-8
	5477NB, 5377MG, 5740NB, 5277NB, HS7600	165153-3
	5201NA, 5402NA	164019-4
Rip Fence Screw	5104	165499-7
	5005BA, 5007FAK, 5007F, 5007FA, 5007NK, 5007MG, 5007MGA, 5057KB, 5277NB, 5377MG, 5477NB, 5402NA	251858-2
	5104	265701-9
	5201NA, 5740NB	924316-8
	4200NH	265724-7



JR3070CT **HIGH POWER 15 AMP**

AVT® RECIPRO SAW - 15 AMP
Anti-Vibration Technology for 2X Less Vibration

- Powerful 15 AMP motor with electronic speed control maintains constant speed under load
- Built-in clutch reduces gear damage by disengaging gears if blade binds
- 4-position orbital/straight cutting action
- Ideal for demolition work and demanding cutting applications
- Large 2-finger trigger with lock-on button for added convenience

Model JR3070CT Includes: 1 ea. 6" x 6TPI All-Purpose Blade (723054-A-1), 1 ea. 6" x 18TPI Metal Cutting Blade (723066-A-1), Metal Tool Case

Length of Stroke	1-1/4"
Strokes Per Minute	0 - 2,800 SPM
AMPS	15
Overall Length	19-1/8"
Net Weight	10 lbs.
Shipping Weight	25.8 lbs.



JR3070CTZ **HIGH POWER 15 AMP**

AVT® RECIPRO SAW - 15 AMP
Anti-Vibration Technology for 2X Less Vibration

- Powerful 15 AMP motor with electronic speed control maintains constant speed under load
- Built-in clutch reduces gear damage by disengaging gears if blade binds
- 4-position orbital/straight cutting action
- Variable speed control dial to match the speed to the application
- Ideal for framers, carpenters, electricians, plumbers, demolition work and other demanding cutting applications

Model JR3070CTZ Includes: 1 ea. 6" x 6TPI All-Purpose Blade (723054-A-1), 1 ea. 6" x 18TPI Metal Cutting Blade (723066-A-1), Metal Tool Case

Length of Stroke	1-1/4"
Strokes Per Minute	0 - 2,800 SPM
AMPS	15
Overall Length	19-1/8"
Net Weight	10 lbs.
Shipping Weight	25.8 lbs.



JR3060T **HIGH POWER 12 AMP**

RECIPRO SAW - 12 AMP
4-Position Orbital Cutting Action

- Powerful 12 AMP motor for improved performance
- "Tool-less" blade change and shoe adjustment
- Variable speed trigger (0-2,800 SPM) for precise cutting in a wide variety of materials
- Long 1-1/4" stroke for faster cutting
- All ball and needle bearing construction for longer tool life
- Built-in dust blower clears the line of cut for greater accuracy

Model JR3060T Includes: 1 ea. 6" x 6TPI All-Purpose Blade (723054-A-1), 1 ea. 6" x 18TPI Metal Cutting Blade (723066-A-1), Tool Case

Length of Stroke	1-1/4"
Strokes Per Minute	0 - 2,800 SPM
AMPS	12
Overall Length	19-1/8"
Net Weight	9.6 lbs.
Shipping Weight	15.6 lbs.



JR3050T **HIGH POWER 11 AMP**

RECIPRO SAW - 11 AMP
Powerful 11.0 AMP Motor for improved performance

- Variable speed trigger for precise cutting in a wide variety of applications
- "Tool-less" blade change and shoe adjustment
- Long 1-1/8" stroke for faster cutting
- Well-balanced design (only 7.3 lbs.) for reduced operator fatigue
- Large 2-finger trigger with lock-on button for added convenience (JR3050T only)

Model JR3050T Includes: 1 ea. 6" x 6TPI All-Purpose Blade (723054-A-1), 1 ea. 6" x 18TPI Metal Cutting Blade (723066-A-1), Tool Case

Length of Stroke	1-1/8"
Strokes Per Minute	0 - 2,800 SPM
AMPS	11
Overall Length	17-3/4"
Net Weight	7.3 lbs.
Shipping Weight	13.6 lbs.



JR3050TZ **HIGH POWER 11 AMP**

RECIPRO SAW - 11 AMP
Powerful 11.0 AMP Motor for Improved Performance

- Variable speed trigger for precise cutting in a wide variety of applications
- "Tool-less" blade change and shoe adjustment
- Long 1-1/8" stroke for faster cutting
- Well-balanced design (only 7.3 lbs.) for reduced operator fatigue
- Built-in dust blower clears the line of cut for greater accuracy
- All ball and needle bearing construction for longer tool life

Model JR3050TZ Includes: 1 ea. 6" x 6TPI All-Purpose Blade (723054-A-1), 1 ea. 6" x 18TPI Metal Cutting Blade (723066-A-1), Tool Case

Length of Stroke	1-1/8"
Strokes Per Minute	0 - 2,800 SPM
AMPS	11
Overall Length	17-3/4"
Net Weight	7.3 lbs.
Shipping Weight	13.6 lbs.



XRJ02 **XRJ02Z Tool Only**

18v LXT® RECIPRO SAW KIT
"Tool-less" Blade Change and Shoe Adjustment

- Makita-built variable speed motor delivers 0-2,900 strokes per minute and a 1-1/8" stroke length for faster cutting
- Large 2-finger variable speed trigger for added convenience
- Retractable tool hook secures the tool when not in use
- Soft grip handle provides increased comfort on the job
- Compact and ergonomic design at only 19-5/8" long
- Weighs only 8.2 lbs. with battery for reduced operator fatigue

Model XRJ02 Includes: 2 ea. 3.0 Ah Battery (BL1830), Rapid Optimum Charger (DC18RC), 6" Recipro Saw Blade (723054-A-1), Tool Case

Model XRJ02Z Includes: Tool only - battery and charger not included

Length of Stroke	1-1/8"
Max. Cutting Capacity: Pipe (5-1/8"), Wood w/ 12" blade (10")	
Strokes Per Minute	0 - 2,900 SPM
Battery	18v LXT® Lithium-Ion
Overall Length	19-5/8"
Net Weight (w/battery)	8.2 lbs.
Shipping Weight	17.7 lbs.

OFFICIAL POWER TOOL OF THE MEXICAN NATIONAL TEAM (FMF™)



The FMF™ is composed of the best soccer players around the world. They continue to be recognizably one of the top teams.

OFFICIAL POWER TOOL OF MAJOR LEAGUE SOCCER (MLS™)



MLS™ is on the move with many of the top players joining the league and new teams developing season after season.

PRECISION ENGINEERING



4350FCT

TOP HANDLE JIG SAW Precision Engineering Delivers Best-in-Class Cutting

- 3 orbital settings plus straight cutting for use in a variety of materials
- Variable speed control dial (800 - 2,800 SPM) enables user to set the speed to the application
- "Tool-less" blade change system for fast blade installation and removal
- 40% less tool vibration with the lowest noise level in its class

SPEED

"Tool-less" blade change system for fast and easy blade installation and removal

VERSATILITY

3 orbital settings plus straight cutting for cutting in all varieties of materials

PRECISION

Electronic variable speed control dial maintains consistent speed throughout the cut for superior results

Model 4350FCT Includes: 2 ea. Blade (792529-7-1, 792729-9-1, 792473-8-1), Anti-Splintering Insert (415524-7), Cover Plate (417852-6), Hex Wrench (783202-0), Tool Case

Length of Stroke	1"
Max. Cutting Capacities:	Wood at 90° (5-5/16"), Steel at 90° (3/8")
Strokes Per Minute	800 - 2,800 SPM
Blade Shank	"T" Tang
AMPS	6.3
Overall Length	9-1/4"
Net Weight	5.7 lbs.
Shipping Weight	8.8 lbs.



4351FCT

BARREL GRIP JIG SAW Barrel Grip Design is Closer to the Work Surface for More Precise Cuts

- 40% less tool vibration with the lowest noise level in its class
- 3 orbital settings plus straight cutting for use in a variety of materials
- Variable speed control dial (800 - 2,800 SPM) enables user to set the speed to the application
- "Tool-less" blade change system for fast blade installation and removal
- Uses Tang shank blades

Model 4351FCT Includes: 2 ea. Blade (792529-7-1, 792729-9-1, 792473-8-1), Anti-Splintering Insert (415524-7), Cover Plate (417852-6), Hex Wrench (783202-0), Tool Case

Length of Stroke	1"
Max. Cutting Capacities:	Wood at 90° (5-5/16"), Steel at 90° (3/8")
Strokes Per Minute	800 - 2,800 SPM
Blade Shank	"T" Tang
AMPS	6.3
Overall Length	10-3/4"
Net Weight	5.5 lbs.
Shipping Weight	8.8 lbs.



JV0600K

TOP HANDLE JIG SAW Powerful 6.5 AMP Motor

- 6.5 AMP motor and 3 orbital settings plus straight cutting deliver faster and more accurate cuts
- Variable speed control dial (500-3,100 SPM) enables user to match the speed to the application
- Through-the-body dust port for use with a vacuum provides efficient dust management
- Counterbalance system for reduced vibration
- "Tool-less" blade change system for fast blade installation and removal

Model JV0600K Includes: 1 ea. blade (792529-7-1), Hex Wrench (783201-2), Tool Case

Length of Stroke	7/8"
Max. Cutting Capacities:	Wood at 90° (3-1/2"), Steel at 90° (3/8")
Strokes Per Minute	500 - 3,100 SPM
Blade Shank	"T" Tang
AMPS	6.5
Overall Length	9-1/4"
Net Weight	5.2 lbs.
Shipping Weight	9.2 lbs.



4329K

TOP HANDLE JIG SAW 3 Orbital Settings Plus Straight Cutting

- Variable speed control dial (500 - 3,100 SPM) enables user to set the speed to the application
- Ergonomically designed rubberized grip for more comfort
- Counterweight balancing system for reduced vibration
- Die-cast aluminum base adjusts up to 45° right or left and positive stop at 90° for solid cutting performance
- Through-the-body dust port provides optimal dust management with use of clear dust cover and vacuum
- Uses Tang shank blades

Model 4329K Includes: 1 ea. blade (792529-7-1), Hex Wrench (783201-2), Tool Case

Length of Stroke	11/16"
Max. Cutting Capacities:	Wood at 90° (2-9/16"), Steel at 90° (1/4")
Strokes Per Minute	500 - 3,100 SPM
Blade Shank	"T" Tang
AMPS	3.9
Overall Length	8-7/8"
Net Weight	4.2 lbs.
Shipping Weight	7.6 lbs.



BRUSHLESS XVJ02Z

Tool Only - Battery & Charger not included

18V LXT® BRUSHLESS JIG SAW (TOOL ONLY) Up To 45% Faster Cutting*

- Makita-built brushless motor and 3 orbital settings plus straight cutting deliver faster and more accurate cuts in a variety of materials
- Variable 6-speed control dial (800-3,500 SPM) enables user to match the speed to the application
- Efficient BL™ Brushless motor is electronically controlled to optimize battery energy use for up to 50% longer run time per charge

*Compared to XVJ03

Model XVJ02Z Includes: Tool Only - Jig Saw Blade (792529-7-1); Battery and charger not included

Length of Stroke	1"
Max Cutting Capacity at 90°:	Aluminum (25/32"), Mild Steel (3/8"), Wood (5-5/16")
Strokes Per Minute	800 - 3,500 SPM
No Load Speed	800 - 3,500 RPM
Blade Shank	"T" Tang
Battery	18V LXT® Lithium-Ion
Overall Length	10-1/2"
Net Weight (w/battery)	5.8 lbs.
Shipping Weight	5.3 lbs.



XVJ03

XVJ03
Tool Only

18V LXT® JIG SAW KIT Custom Cutting Without a Cord

- Makita-built variable speed motor delivers 0-2,600 strokes per minute for fast and efficient cutting
- 3 orbital settings plus straight cutting for use in a variety of materials
- "Tool-less" blade change system allows for faster blade installation and removal for increased productivity
- Large 2-finger variable speed trigger for added convenience
- Heavy gauge, precision machined base for smooth, accurate cutting and added durability

Model XVJ03 Includes: 2 ea. 3.0 Ah Battery (BL1830), Rapid Optimum Charger (DC18RC), Jig Saw Blade (792729-9-1), Anti-Splintering Insert (415524-7), Cover Plate (417852-6), Hex Wrench (783202-0), Tool Bag

Model XVJ03Z Includes: Tool only - battery and charger not included

Length of Stroke	1"
Max. Cutting Capacity at 90°:	Wood (5-5/16"), Steel (3/8")
Strokes Per Minute	0 - 2,600 SPM
Blade Shank	"T" Tang
Battery	18V LXT® Lithium-Ion
Overall Length	10-1/8"
Net Weight (w/battery)	6.1 lbs.
Shipping Weight	14.1 lbs.

Jig Saw Accessories



Rip Fence/Circular Guide

For fast ripping to uniform width

Type	Model	Part #
Rip Fence Only	4320, 4300BV, 4301BV, 4302C	164113-2
Combination	4340FCT, 4341FCT, 4350FCT, 4351FCT, XVJ02, XVJ03	193516-3

Base Plate / Cover Plate



Type	Model	Part #
Metal Base Plate	4350FCT, 4351FCT, XVJ02, XVJ03	345238-3
Cover Plate	4350FCT, 4351FCT, XVJ02, XVJ03	417852-6

Anti-splintering Insert For cleaner cuts

Model	Part #
4350FCT, 4351FCT, XVJ02, XVJ03	415524-7

Guide Rail Adaptor Set

Model	Part #
4350FCT, 4351FCT, XVJ02, XVJ03	193517-1
For use with guide rails	55" (194368-5) 118" (194367-7)

Additional Jig Saw Accessories See pg. 111

LESS WEIGHT



ONLY 31.1Lbs.
FOR JOBSITE PORTABILITY

8-1/2" Slide Compound Miter Saw
MODEL LS0815F

BENCHTOP



Celebrating
100 YEARS
of Innovation

MITER SAWS



pg. 64-65

TABLE SAWS



pg. 66

PLANERS



pg. 66

ACCESSORIES



pg. 109

DXT[®]

Deep and eXact cutting Technology


SOLUTIONS FOR CAPACITY AND ACCURATE RESULTS

Makita DXT[®] Miter Saws that deliver accuracy, increased cutting capacity, compact design, an innovative direct drive gearbox, a large precision-machine base and a dual sliding fence system.

MORE CAPACITY


Blade	Crown Molding (nested)	Baseboard (vertical)	Crosscut at 90°
12" LS1216L	8"	6-1/2"	15"
10" LS1016L	6-5/8"	4-3/4"	12"

CAPACITY




Cuts up to 8" crown molding (nested) and 6-1/2" baseboard (vertical)

VERSATILITY



5-1/2" tall fence system features upper and lower fence adjustments for more precise cuts

ACCURACY



6 linear ball bearings and 4 steel rail sliding system deliver maintenance-free "dead-on" accurate cuts

LARGE & ACCURATE CUTS



LS1216L LASER 12" DUAL SLIDE COMPOUND MITER SAW

- Cuts Up to 8" Crown Molding and 15" at 90°; Includes Laser**
- 4-Steel Rail Sliding System increases rigidity to produce superior cuts
 - 6 linear ball bearings deliver adjustment-free "dead-on" accurate cuts
 - 5-1/2" tall dual sliding fence system
 - Independent laser indicates line-of-cut whether blade is turning or not

Model LS1216L Includes: 12" 60T Miter Saw Blade (A-93712), Vertical Vise (122854-6), Dust Bag (122852-0), Triangular Rule (762001-3), Blade Wrench (783208-8), Socket Wrench (782232-8)

Blade Diameter	12"
Arbor	1"
Max. Cutting Capacities:	90° (3-5/8" x 15"), 45° L/R (3-5/8" x 10-1/2")
No Load Speed	3,200 RPM
AMPS	15
Dimensions (LxWxH)	31-3/4" x 25-1/4" x 28-3/8"
Net Weight	58.6 lbs.
Shipping Weight	78 lbs.

ACCURACY



"Dead-on" Accuracy with 4-steel rails and 6-steel linear ball bearings

BUILT-IN LASER



Built-in independent laser indicates line-of-cut whether blade is turning or not, with on-off switch and micro-adjustments (LS1216L/LX4, LS1016L/LX5)



LS1016L LASER 10" DUAL SLIDE COMPOUND MITER SAW

- Largest Crown Molding Cutting Capacity in its Class**
- 10" slide miter saw with the crown molding cutting capacity (6-5/8" vertically-nested) of a 12" saw
 - Exclusive 6 linear ball bearings engineered to deliver "dead-on" accurate cuts
 - Innovative direct drive gearbox and guard system is engineered for increased vertical cutting capacity (4-3/4")

Model LS1016L Includes: 10" 60T Miter Saw Blade (A-93675), Vertical Vise (122854-6), Dust Bag (122852-0), Triangular Rule (762001-3), Socket Wrench (782232-8)

Blade Diameter	10"
Arbor	5/8"
Max. Cutting Capacities:	90° (2-13/16" x 12"), 45° L/R (2-13/16" x 8-1/2")
No Load Speed	3,200 RPM
AMPS	15
Dimensions (LxWxH)	28-1/4" x 25-1/4" x 26-1/2"
Net Weight	53.3 lbs.
Shipping Weight	71.5 lbs.



LS1016 10" DUAL SLIDE COMPOUND MITER SAW

- Largest Crown Molding Cutting Capacity in its Class**
- 10" slide miter saw with the crown molding cutting capacity of a 12" saw
 - 6 linear ball bearings engineered to deliver "dead-on" accurate cuts
 - Capacity: 6-5/8" crown molding (nested), 4-3/4" baseboard (vertical)

Model LS1016 Includes: 10" 60T Miter Saw Blade (A-93675), Vertical Vise (122854-6), Dust Bag (122852-0), Triangular Rule (762001-3), Socket Wrench (782232-8)

Blade Diameter	10"
Arbor	5/8"
Max. Cutting Capacities:	90° (2-13/16" x 12"), 45° L/R (2-13/16" x 8-1/2")
No Load Speed	3,200 RPM
AMPS	15
Dimensions (LxWxH)	28-1/4" x 25-1/4" x 26-1/2"
Net Weight	53.1 lbs.
Shipping Weight	71.5 lbs.



NEW LS1018 10" SLIDE COMPOUND MITER SAW

- Large Cutting Capacity in a Compact Design and Less Weight**
- Powerful 13.0 AMP direct drive motor requires less maintenance and delivers 4,300 RPM
 - Meters 0° - 47° left and 0° - 60° right, with positive stops at 0°, 15°, 22.5°, 31.6°, 45° (left and right)
 - Linear ball bearing system engineered to deliver "dead-on" accurate cuts

Model LS1018 Includes: 10" 40T Miter Saw Blade (JM23000176), Triangular Rule for Miter Saws (JM27000328), Vice Assembly (JM23100502), Dust Bag Assembly (JM23100501), Extension Wing (JM23100500), Wrench 13 (782230-2)

Blade Diameter	10"
Arbor	5/8"
Max. Cutting Capacities:	90° (3-5/8" x 12"), 45° L/R (3-5/8" x 8-1/2")
No Load Speed	4,300 RPM
AMPS	13
Dimensions (LxWxH)	21-1/8" x 32-1/2" x 25"
Net Weight	43.7 lbs.
Shipping Weight	51.7 lbs.



LS1216LX4

12" DUAL SLIDE COMPOUND MITER SAW

Includes Stand - Cuts Up to 8" Crown Molding and 15" at 90°

- 4-Steel Rail Sliding System increases rigidity to produce superior cuts
- 6 linear ball bearings deliver adjustment-free "dead-on" accurate cuts
- 5-1/2" tall dual sliding fence system
- Independent laser indicates line-of-cut whether blade is turning or not

Model LS1216LX4 Includes: 10" 60T Miter Saw Blade (A-93675), Vertical Vise (122854-6), Dust Bag (122852-0), Triangular Rule (762001-3), Straight Guide (164834-6), Socket Wrench (782232-8)

Blade Diameter	12"
Arbor	1"
Max. Cutting Capacities:	90° (3-5/8" x 15"), 45° L/R (3-5/8" x 10-1/2")
No Load Speed	3,200 RPM
AMPS	15
Dimensions (LxWxH)	31-3/4" x 25-1/4" x 28-3/8"
Net Weight (w/stand)	116.2 lbs.
Shipping Weight (w/stand)	140 lbs.



LS1016LX5

10" DUAL SLIDE COMPOUND MITER SAW

Includes Stand - Largest Crown Molding Cutting Capacity in its Class

- 10" slide miter saw with the crown molding cutting capacity (6-5/8" vertically-nested) of a 12" saw
- Exclusive 6 linear ball bearings engineered to deliver "dead-on" accurate cuts
- Innovative direct drive gearbox and guard system is engineered for increased vertical cutting capacity (4-3/4")

Model LS1016LX5 Includes: 10" 60T Miter Saw Blade (A-93675), Vertical Vise (122854-6), Dust Bag (122852-0), Triangular Rule (762001-3), Socket Wrench (782232-8),

Blade Diameter	10"
Arbor	5/8"
Max. Cutting Capacities:	90° (2-13/16" x 12"), 45° L/R (2-13/16" x 8-1/2")
No Load Speed	3,200 RPM
AMPS	15
Dimensions (LxWxH)	28-1/4" x 25-1/4" x 26-1/2"
Net Weight (w/stand)	110.2 lbs.
Shipping Weight (w/stand)	134.5 lbs.

Jobsite Miter Saw Stands
Fit all Makita® Miter Saws



WST05

Large Solid Rubber Wheels for Easier Jobsite Portability

- Material support extensions (extend 9") with adjustable leg supports for increased cutting accuracy
- Spring-loaded mechanism engineered for quick and easy jobsite set up
- Durable duty aluminum feed roller and adjustable material stop engineered for increased speed on repetitive cuts
- Compact design (46" folded) for convenient transportation to and from the jobsite, and easy vertical or horizontal storage
- 2-Position adjustable stand provides additional height set up for increased comfort



195083-4

Ideal for Jobsite Use

- Large platform base for additional work space
- 5-position adjustable stand fits different height requirements
- Material support extensions (extends 9") with feed roller deliver enhanced convenience and work speed
- Solid rubber 12" wheels for easy portability, job to job
- Spring loaded mechanism for quick and easy set ups



Material support extensions	9'	Material support extensions	9'
Spring loading mechanism	Yes	Spring loaded mechanism	Yes
In-feed roller	Yes	In-feed roller	Yes
Material stop	Yes	Material stop	Yes
Folded dimensions (W)	46"	Folded Dimensions (W)	50-1/2"
Dimensions (LxWxH)	46" x 19-3/4" x 15-3/4"	Dimensions (LxWxH)	50-1/2" x 21-1/2" x 15-3/4"
Net weight	58.0 lbs.	Net Weight	79.0 lbs.
Shipping weight	66.0 lbs.	Shipping Weight	90.7 lbs.



NEW LS0815F

8-1/2" SLIDE COMPOUND MITER SAW

Compact and Lightweight Design for Job Site Portability

- Powerful 10.5 AMP direct drive motor requires less maintenance and delivers 5,000 RPM
- Cuts up to 12" at 90° and 8-1/2" at 45°
- Mitters 0°- 50° left and 0°- 60° right, with positive stops at 0°, 15°, 22.5°, 31.6°, 45° (right or left)
- Compact and lightweight (31.1 lbs.) for job site portability

Model LS0815F Includes: 8-1/2" 48T Miter Saw Blade (JM23570003), Triangle Rule for Miter Saws (JM27000328), Vertical Vise (JM23510009), Dust Bag Assembly (JM23510010), Box Wrench, (782230-2), 2 ea. Extension wing (JM23000127)

Blade Diameter	8-1/2"
Arbor	5/8"
Max. Cutting Capacities:	90° (2-9/16" x 12"), 45° L/R (2-9/16" x 8-1/2")
No Load Speed	5,000 RPM
AMPS	10.5
Dimensions (LxWxH)	29-3/4" x 17-3/4" x 19-1/4"
Net Weight	31.1 lbs.
Shipping Weight	41.8 lbs.



XSL01

18v LXT® 7-1/2" COMPOUND MITER SAW KIT
Large Cutting Capacity up to 2-1/16" and 11-3/4" Crosscuts at 90°

- Powerful Makita-built motor delivers 2,200 RPM
- Weighs only 27.5 lbs. with battery for reduced operator fatigue
- Large dimensional lumber capacity: 2" x 12" at 90° and 2" x 8-3/8" at 45°
- Four steel rail sliding system increases rigidity to produce superior accurate cuts

Model XSL01 Includes: 2 ea. 3.0 Ah Battery (BL1830), Rapid Optimum Charger (DC18RC), 7-1/2" (40T Carbide-Tipped Miter Saw Blade (A-90912), Triangular ruler (762001-3), Vertical vice (122571-8), 2 ea. Extension wing (322312-4), Socket wrench 10 (782223-9), Dust bag (122852-0)

Model XSL01Z Includes: Tool only - battery and charger not included

Blade Diameter	7-1/2"
Arbor	5/8"
Max. Cutting Capacities:	90° (2-9/16" x 11-3/4"), 45° L/R (1" x 11-3/4")
No Load Speed	2,200 RPM
Battery	18v LXT® Lithium-Ion
Dimensions (LxWxH)	25-3/4" x 17" x 17-7/8"
Net Weight (w/battery)	27.5 lbs.
Shipping Weight	38 lbs.



LS1221

12" COMPOUND MITER SAW
Large Cutting Capacity (3-7/8" x 6" at 90°)

- 4-1/2" tall pivoting fence for cutting up to 5-1/2" crown molding
- Powerful 15 AMP direct drive motor delivers 4,000 RPM
- Positive stops at 9 settings: 15°, 22.5°, 31.6°, 45° right or left and 0°
- Horizontal D-handle design for easy and comfortable operation
- Electric brake for maximum productivity

Model LS1221 Includes: 12" 40T Miter Saw Blade (A-93706), Vertical Vise (122540-9), Extension Wing (323726-0), Socket Wrench (782232-8), Dust Bag (122852-0)

Blade Diameter	12"
Arbor	5/8"
Max. Cutting Capacities:	90° (3-7/8" x 6"), 45° L/R (1-3/4" x 5-1/2")
No Load Speed	4,000 RPM
AMPS	15
Dimensions (LxWxH)	24" x 26-1/2" x 23-7/8"
Net Weight	37 lbs.
Shipping Weight	50 lbs.



LS1040

10" COMPOUND MITER SAW
Pivoting Fence for Supporting Larger Material

- Powerful 15 AMP direct drive motor for improved performance
- Dual post compound pivoting arm; bevel cuts up to 45° to the left
- Weighs only 25.5 lbs. for easy portability
- Positive stops at 9 settings: 15°, 22.5°, 30°, 45° right or left & 0° (90° cuts)
- Miter cuts 0°- 45° left and 0°- 52° right

Model LS1040 Includes: 10" 40T Miter Saw Blade (A-93669), Dust Bag (122852-0), Triangular Rule (762001-3), Vertical Vise (122536-0), Socket Wrench (782232-8)

Blade Diameter	10"
Arbor	5/8"
Max. Cutting Capacities:	90° (2-3/4" x 5-1/8"), 45° L/R (1-3/8" x 3-5/8")
No Load Speed	4,600 RPM
AMPS	15
Dimensions (LxWxH)	20-7/8" x 18-3/4" x 21"
Net Weight	27.3 lbs.
Shipping Weight	35.6 lbs.

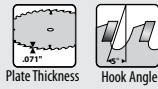
Miter Saw Blades

Premium Ultra-Coated

Alternate Top
ATAF
Alternate Face
ATAF (Alternate Top and Alternating Face) tooth design for ultra precision cutting



ULTRA THIN KERF
Japanese ultra-thin kerf carbide-tipped design provide smoother cuts with less drag on the motor and minimal material loss



Fully hardened and expertly hand-tensioned steel saw plates for true cuts

QUIET CUTTING
WITH LESS VIBRATION
Resin Bond Filled Laser Cut Slots

ULTRA-COATED

Ultra-coated blades provide reduced pitch build-up



Ultra-coated blades feature resin bond filled laser cut slots for quiet and smooth cutting

Micro-Polished

Alternate Top
ATAF
Alternate Face
ATAF (Alternate Top and Alternating Face) tooth design for ultra precision cutting



Japanese ultra-thin kerf carbide-tipped design provide smoother cuts with less drag on the motor and minimal material loss



Fully hardened and expertly hand-tensioned steel saw plates for true cuts

Micro-grain carbide teeth are honed with up to 600 grit for a mirror finish



Additional Miter Saw Blades See pg. 109

Miter Saw Workstation



Description	Model	Part #
1 Extension Wing	LS1013F/FL, LS1214F/FL	322932-4
	LS1036, LS1011	192118-2
	LS0714, LS1040	322312-4
	LS1221	323726-0
	LS1016/L/LXS, LS1216L/LX4	325673-1
2 Right Sub-Fence	LS1013F/FL, LS1214F/FL	153898-5
	LS1010	192622-1
3 Crown Molding Stopper Set	LS1013F/FL	192628-9
	LS1040	192622-1
	LS1016/L/LXS, LS1221	192669-5
4 Vertical Vise	LS1216L/LX4	195253-5
	LS1040	122536-0
	LS1013F/FL	122538-6
	LS1221	192672-6
5 Horizontal Vise	LS1214F/FL	122540-9
	LS0714	122571-8
	LS1016/L/LXS, LS1216L/LX4	122854-6
	LS1013F/FL, LS1214F/FL, LS1221	122470-4
	LS1040, LS0714	122567-9
6 Directional Elbow	LS1040, LS1013F/FL, LS1221, LS1214F/FL	416368-8
	LS1040, LS1221, LS1214F/FL	256812-1
7 Extension Rod 1/2" x 83"	LS1040	122446-1
8 Extension Rod Holder	LS1214F/FL, LS1221	192671-8
	LS1040	122472-0
9 Repetitive Cut Set Plate	LS1040	122472-0
	LS0714, LS1221,	122472-0
10 Dust Box	LS1016/L/LXS, LS1216L/LX4, LS0714, LXSLO1	194175-6

Description	Model	Part #
1 Extension Wing	LS1013F/FL, LS1214F/FL, LS1221	122470-4
	LS1040, LS0714	122567-9
5 Horizontal Vise	LS1016/L/LXS, LS1216L/LX4	122930-6
6 Directional Elbow	LS1040, LS1013F/FL, LS1221, LS1214F/FL	416368-8
7 Extension Rod 1/2" x 83"	LS1040, LS1221, LS1214F/FL	256812-1
8 Extension Rod Holder	LS1040	122446-1
	LS1214F/FL, LS1221	192671-8
9 Repetitive Cut Set Plate	LS1040	122472-0
	LS0714, LS1221,	122472-0
10 Dust Box	LS1016/L/LXS, LS1216L/LX4, LS0714, LXSLO1	194175-6

*Use with thumbscrew Part # 251889-1



2705

10" TABLE SAW Precision Machined Table Top for Accurate Cuts

- Powerful 15 AMP motor delivers 4,800 RPM for improved performance
- Large cutting capacity (3-9/16" at 90° and 2-1/2" at 45°) can rip 4x material in one pass; can use up to a 13/16" dado blade
- Right extension table allows for greater cutting capacity with the capability to rip 4x8 sheets of plywood
- Extended capacity with up to 25" ripping

Model 2705 Includes: 10" 32T Carbide-Tipped Table Saw Blade (A-94948), Rip Fence (122740-1), Miter Gauge (122838-4), Push Stick (416772-1), Spanner Wrench (781038-1), Wrench (782024-5)

Blade Diameter	10"
Arbor	5/8"
Max. Cutting Capacities:	90° (3-5/8"), 45° (2-1/2")
No Load Speed	4,800 RPM
AMPS	15
Table Size (WxL)	24-5/8" x 22-1/4"
Net Weight	65.5 lbs.
Shipping Weight	88.2 lbs.



2705X1

10" CONTRACTOR TABLE SAW WITH STAND Includes Stand - Precision Machined Table Top for Accurate Cuts

- Powerful 15.0 AMP motor delivers 4,800 RPM for improved performance
- Large cutting capacity (3-9/16" at 90° and 2-1/2" at 45°); rips 4x material in one pass
- Large 25" ripping capacity for cutting plywood/sheet material
- Easy to read scale with magnifying glass for increased accuracy
- Spring loaded mechanism for quick and easy set up

Model 2705X1 Includes: 10" 32T Carbide-Tipped Table Saw Blade (A-94948), Rip Fence (122740-1), Miter Gauge (122838-4), Push Stick (416772-1), Spanner Wrench (781038-1), Wrench (782024-5), Hex Wrench (783203-8), Portable Table Saw Stand (194093-8)

Blade Diameter	10"
Arbor	5/8"
Max. Cutting Capacities:	90° (3-5/8"), 45° (2-1/2")
No Load Speed	4,800 RPM
AMPS	15
Table Size (WxL)	24-5/8" x 22-1/4"
Net Weight (w/stand)	114.7 lbs.
Shipping Weight (w/stand)	156.2 lbs.

Portable Table Saw Stand

Part No. 194093-8

Rubberized Handle
Heavy-Duty Design



Large Wheels

Table Saw Accessories

Description	Model	Part #
Porta-Table	2703	122731-A
Table Saw Stand	2703	193920-6
Blade Guard System	2705/X1	122820-3
Outfeed Table Set	2704, 2705/X1	194087-3
Dado Flange Set	2703, 2704	192693-8
Dado Head Insert	2703	317061-6
	2704, 2705/X1	317934-3
Push Stick	2703, 2704, 2705/X1	416772-1
Push Block	2703, 2704, 2705/X1	155508-0
Miter Gauge	2703	122555-6
	2704, 2705/X1	122838-4



Intern-Lok
MULTI-PURPOSE HEAD CLAMP

2012NB

12" PORTABLE PLANER Automated Head Clamp Eliminates Snipe

- Compact with less weight for easy transporting to the jobsite
- Engineered for faster, easier blade changes
- Low noise (83dB) for operator comfort
- 4-post design and diagonal cross supports for stability
- Large and easy-to-operate on/off paddle switch
- Fully adjustable depth stop for repeat cuts

Model 2012NB Includes: 12 in. Double Edged Planer Blades for 2012NB (793346-8), Magnetic Holder (762014-4), Blade Wrench (783208-8), Key (415715-0)

Cutting Capacities:	Width (12"), Depth (1/8"), Thickness (6-3/32")
No. of Knives	2
Table Size (WxL)	12" x 30-3/8"
No Load Speed	8,500 RPM
AMPS	15
Dimensions (LxWxH)	30-3/8" x 19-1/64" x 15-25/32"
Net Weight	61.9 lbs.
Shipping Weight	67.6 lbs.

VERSATILITY



INCLUDES THREE BASES FOR A WIDE RANGE OF ROUTING APPLICATIONS

1-1/4 HP* Compact Router Kit with 3 Bases
MODEL RT0701CX3



Celebrating
100 YEARS
of Innovation

MULTI-TOOLS



pg. 68

ROUTERS/
LAMINATE TRIMMERS



pg. 68-69

SANDERS/
BELT SANDERS



pg. 70-72

PLANERS



pg. 72-73

PLATE
JOINERS



pg. 73

ACCESSORIES



pg. 112-116

*Maximum Horsepower

SPEED & EFFICIENCY



14 INCLUDED
Accessories


1-1/4" Plunge Blade
A-95255

Adapter
313249-6

Adapter
313248-8

Sanding Pad
A-95423

Sandpaper
10 Pk. Assortment



TM3010CX1

MULTI-TOOL KIT

"Tool-less" Clamp System for Fast Accessory Installation

- Powerful 3.0 AMP motor with soft start feature for smooth start-ups and improved performance for fast cutting, sanding, scraping and grout removal
- Variable speed control dial (6,000-20,000 OPM) enables user to match the speed to the application
- Electronic speed control maintains constant speed under load for smoother, higher-quality work

Model TM3010CX1 Includes: 1-1/4" Plunge Saw Blade (BiM) (A-95255), Sanding Pad, Multi-Tool, TM3000C, LXMT (A-95423), Makita Multi-Tool Adapter (313248-8), Makita Multi-Tool Adapter (313249-6), 5Pk 120 Grit Sandpaper, 5Pk 180 Grit Sandpaper, Tool Case

Oscillations Per Minute	6,000 - 20,000 OPM
Oscillation Angle	3.2°
AMPS	3
Overall Length	11-1/8"
Net Weight	3.5 lbs.
Shipping Weight	8.8 lbs.

Additional Multi-Tool Accessories

2" Scraper

A-95342



3" Scraping Plate

A-95401



1-1/4" Plunge Blade

A-95277



3-1/4" Round Saw Blade

A-95168



3-1/4" Segmented Saw Blade

A-95227



3-1/4" Grout Removal Blade

A-95386



Sandpaper

(10 per/pkg)



Description	Part #
Assortment	A-95853
180 Grit	A-95548
150 Grit	A-95750
120 Grit	A-95532
100 Grit	A-95744
80 Grit	A-95526

Additional Multi-Tool Accessories See pg. 115



NEW

XMT035

XMT03Z
Tool Only

18v LXT® MULTI-TOOL KIT "Tool-less" Blade Clamp System for Fast Accessory Installation

- 18v LXT® Lithium-Ion battery provides up to 20 minutes of continuous run time
- Variable speed control dial (6,000-20,000 OPM) enables user to match the speed to the application
- 3.2° oscillation angle engineered for faster, more aggressive cutting and sanding
- Large on/off slide switch with lock-on button for operator convenience
- Includes adapters to fit most competitive accessories

Model XMT035 Includes: 2 ea. 3.0 Ah Battery (BL1830), Rapid Optimum Charger (DC18RC), Makita Multi-Tool Adapter (313249-6), Makita Multi-Tool Adapter (313248-8), 1-1/4" Plunge Saw Blade (BiM) (A-95255), Tool Case

Model XMT03Z Includes: Tool only - battery and charger not included

Oscillations Per Minute	6,000 - 20,000 OPM
Oscillation Angle	3.2°
Battery	18v LXT® Lithium-Ion
Overall Length	13-3/8"
Net Weight (w/battery)	4.9 lbs.
Shipping Weight	13 lbs.



RP2301FC

3-1/4 HP* PLUNGE ROUTER Delivers Power and Precision

- Powerful 15 AMP motor delivers 9,000 - 22,000 RPM for smooth routing
- Electronic speed control maintains constant speed under load
- Variable speed control dial enables user to match the speed to the application
- Soft start feature for smooth start-ups
- Electric brake for maximum productivity

Model RP2301FC Includes: Extend Depth Adjustment Knob (158980-5), 1/2" Collet (763622-4), 1/4" Collet (763803-0), Spanner Wrench (781030-7)

Collet Capacity	1/2", 1/4"
Plunge Capacity	2-3/4"
No Load Speed	9,000 - 22,000 RPM
AMPS	15
*Maximum Horsepower	3-1/4 HP
Overall Length	12-1/4"
Net Weight	13.4 lbs.
Shipping Weight	16.4 lbs.



RP1800

3-1/4 HP* PLUNGE ROUTER Deep 2-3/4" Depth Capacity Delivers Performance

- Powerful 15 AMP motor delivers up to 22,000 RPM for smooth routing
- 0" - 2-3/4" plunge depth capacity for easy penetration in work piece
- Linear ball bearings for smooth plunge action and superior performance
- Quick release plunge depth adjustment with micro control along with 3 preset depth stops for added precision

Model RP1800 Includes: Extend Depth Adjustment Knob (158980-5), 1/2" Collet (763622-4), 1/4" Collet (763803-0), Spanner Wrench (781030-7)

Collet Capacity	1/2", 1/4"
Plunge Capacity	2-3/4"
No Load Speed	22,000 RPM
AMPS	15
*Maximum Horsepower	3-1/4 HP
Overall Length	12-1/4"
Net Weight	13.4 lbs.
Shipping Weight	16.4 lbs.



RP0900K

1-1/4 HP* PLUNGE ROUTER Powerful 8 AMP Motor Delivers 27,000 RPM

- 0" - 1-3/8" plunge depth capacity for easy penetration into work piece
- Plunge depth adjustment lever with 3 preset depth stops
- Oversized ball bearing construction for longer tool life
- Durable flat top design for added convenience when changing bits
- Rubberized contoured handles with built-in switch for better fit & control

Model RP0900K Includes: 1/4" Collet (763637-1), Straight Guide (164834-6), Spanner Wrench (781006-4), Spanner Wrench (781011-1), Tool Case

Collet	1/4"
Plunge Capacity	1-3/8"
No Load Speed	27,000 RPM
AMPS	8
*Maximum Horsepower	1-1/4 HP
Overall Length	8-1/2"
Net Weight	6 lbs.
Shipping Weight	12.2 lbs.



RF1101KIT2

2-1/4 HP* ROUTER KIT, WITH PLUNGE BASE Deluxe Kit Includes the Most Popular Accessories

- Powerful 11 AMP motor with variable speed control dial
- Electronic speed control with soft start feature
- Rugged aluminum motor housing with 3-1/4" diameter
- Cam-lock for fast and easy depth adjustment and removal of motor
- Conveniently located plunge lock lever for efficient operation

Model RF1101KIT2 Includes: Plunge Base (193457-3), 1/2" Collet (763643-6), 1/4" Collet with Nut (193214-9), 2-1/2" Clear Sub Base (193155-9), 2 ea. Wrench 27 (193234-3)

Collet Capacity	1/2", 1/4"
Plunge Capacity	2-9/32"
No Load Speed	8,000 - 24,000 RPM
AMPS	11
*Maximum Horsepower	2-1/4 HP
Overall Length	8-3/4"
Net Weight	7.2 lbs.
Shipping Weight	20 lbs.



RF1101
2-1/4 HP* ROUTER
Quietest and Lowest Vibration Router in its Class

- Variable speed control dial to match the speed to the application
- Electronic speed control maintains constant speed under load
- Soft start feature for smooth start-ups
- Rugged aluminum motor housing with small 3-1/4" diameter
- Sub-base accepts industry standard template guides

Model RF1101 Includes: 1/2" Collet (763643-6), 1/4" Collet with Nut (193214-9), Wrench 27 (193234-3)

Collet Capacity	1/2", 1/4"
No Load Speed	8,000 - 24,000 RPM
AMPS	11
*Maximum Horsepower	2-1/4 HP
Overall Length	8-3/4"
Net Weight	7.2 lbs.
Shipping Weight	10 lbs.

RD1101
2-1/4 HP* ROUTER
Variable Speed (8,000-24,000 RPM)

- Electronic speed control maintains constant speed under load
- Soft start feature for smooth start-ups
- Rugged aluminum motor housing with small 3-1/4" diameter
- Sub-base accepts industry standard template guides
- Industrial cam-lock for fast and easy depth adjustment and removal of motor

Model RD1101 Includes: 1/4" Collet with Nut (193214-9), 1/2" Collet (763643-6), Wrench 27 (193234-3)

Collet Capacity	1/2", 1/4"
No Load Speed	8,000 - 24,000 RPM
AMPS	11
*Maximum Horsepower	2-1/4 HP
Overall Length	8-3/4"
Net Weight	7.9 lbs.
Shipping Weight	11 lbs.

ADDED VERSATILITY



RT0701CX3
1-1/4 HP* COMPACT ROUTER KIT
Powerful 1-1/4 HP* Motor for Improved Performance

- Variable speed control dial (10,000 - 30,000 RPM) to match the speed to the application
- Smooth rack-and-pinion fine depth adjustment system for more precise settings
- Accepts industry standard template guides
- Ideal for routing small profiles, dovetailing, door hinges and more
- 0" - 1-3/8" plunge depth capacity for easy penetration into workpiece

Model RT0701CX3 Includes: 1/4" Collet (763637-1), Plunge Base (195563-0), Tilt Base Set, RT0700C (195561-4), Offset Base Set for RT0700C (195562-2), Trimmer Guide (122703-7), Dust Nozzle - Fixed Base (195559-1)

Collet	1/4"
No Load Speed	10,000 - 30,000 RPM
AMPS	6.5
*Maximum Horsepower	1-1/4 HP
Overall Length	7-7/8"
Net Weight (router only)	3.9 lbs.
Shipping Weight	19.8 lbs.



NEW RT0701CX7
1-1/4 HP* COMPACT ROUTER KIT
Powerful 1-1/4 HP* Motor Delivers Improved Performance

- Variable speed control dial (10,000 - 30,000 RPM) enables user to match the speed to the application
- Smooth rack-and-pinion fine depth adjustment system for more precise settings
- Slim and ergonomically designed body for increased comfort and control
- Quick release cam lock system for easy depth adjustments and base removal/installation

Model RT0701CX7 Includes: 1/4" Collet (763637-1), Plunge Base (195563-0), Straight Guide (164834-6), Wrench 13 (781039-9), Spanner Wrench (781011-1)

Collet	1/4"
No Load Speed	10,000 - 30,000 RPM
AMPS	6.5
*Maximum Horsepower	1-1/4 HP
Overall Length	7-7/8"
Net Weight (router only)	3.9 lbs.
Shipping Weight	19.8 lbs.



RT0701C
1-1/4 HP* COMPACT ROUTER
Powerful 1-1/4 HP* Motor Delivers Performance and Accuracy

- Variable speed control dial (10,000 - 30,000 RPM) to match the speed to the application
- Smooth rack-and-pinion fine depth adjustment system for more precise settings
- Slim and ergonomically designed body for increased comfort and control
- Accepts industry standard template guides
- Quick release cam lock system for convenient depth adjustments and base removal/installation

Model RT0701C Includes: 1/4" Collet (763637-1), Straight Guide (122965-7), Wrench 13 (781039-9), Spanner Wrench (781011-1)

Collet	1/4"
No Load Speed	10,000 - 30,000 RPM
AMPS	6.5
*Maximum Horsepower	1-1/4 HP
Overall Length	7-7/8"
Net Weight	3.9 lbs.
Shipping Weight	6.1 lbs.

Compact Router Accessories

Plunge Base Assembly

Model	Part #
RT0700C, RT0701C, RT0700CX3, RT0701CX7	195563-0

Tilt Base

Model	Part #
RT0700C, RT0701C, RT0700CX3, RT0701CX7	195561-4

Offset Base

Model	Part #
RT0700C, RT0701C, RT0700CX3, RT0701CX7	195562-2

NEW Fixed Base Handles

Model	Part #
RT0700C, RT0701C, RT0700CX3, RT0701CX7	196924-7

Dust Nozzle

Model	Part #
RP0900K, RT0700CX3, RT0701CX3, RT0701CX7	194733-8

Trimmer Guide

Model	Part #
RT0700C, RT0701C/CX3/CX7, RT0700CX3	122703-7



3709
1/4" FIXED BASE LAMINATE TRIMMER
Super Smooth Rack-and-Pinion Depth Adjustment

- 4.0 AMP motor delivers 30,000 RPM for smooth trimming and light routing applications
- Top-mounted power cord stays out of the way for easier operation
- Transparent base for a clear view of the trimming edge
- Slim design with rubberized grip for comfort and control
- Smooth rack-and-pinion fine depth adjustment

Model 3709 Includes: 1/4" Collet (763663-0), Template Guide (343577-5), Spanner Wrench (781036-5), Spanner Wrench (781037-3), Straight Bit 6E (733238-9), Chip Deflector (418647-0)

Collet	1/4"
No Load Speed	30,000 RPM
AMPS	4
Overall Length	7-7/8"
Net Weight	3.3 lbs.
Shipping Weight	5.4 lbs.



GET REGISTERED

Register your products and keep them in one safe place, your own Tool Box. It is where you can go to obtain your tool model numbers and serial numbers in the event your tool is stolen or needs service.


makitatools.com/productregistration



GET SERVICE

Go online to makitatools.com/service and download parts breakdowns and owners manuals for your tools.

makitatools.com/service



SERVICE CENTERS

Makita's Network of Service Centers ensure complete satisfaction on every product that we manufacture



Locate Nearest Service Center ONLINE:

makitatools.com/service

Free Technical Support:

1-800-4-MAKITA
(625482)

SUPER SMOOTH



BO5030 Shown



BO5030 / BO5030K

5" RANDOM ORBIT SANDER Rubberized Grip for Increased Comfort

- Large 1/8" random orbit action for fast and super smooth sanding
- Pad control system for controlled pad speed up on start-up
- Efficient through-the-pad dust collection system
- Dust-sealed switch minimizes contamination
- Uses quick-change 5" (8-hole) hook-and-loop abrasive paper



EFFICIENCY

Efficient through-the-pad dust collection system

Model BO5030 Includes: 1 ea. Abrasive disc (#120; 794520-1-1), Dust bag (166078-4)

Model BO5030K Includes: Same as BO5030 plus Tool case

Pad Size (round)	4-13/16"
Abrasive Disc Size	5"
Orbits Per Minute	12,000 OPM
Orbit Diameter	1/8"
AMPS	3
Vibration (m/s ²)	4.5
Dimensions (LxWxH)	6" x 4-7/8" x 6"
Net Weight	2.9 lbs.
Shipping weight: BO5030	3.9 lbs.
BO5030K	6.4 lbs.



BO5031K



5" RANDOM ORBIT SANDER, WITH TOOL CASE

3.0 AMP Motor; Includes Tool Case

- Large 1/8" random orbit action for fast and super smooth sanding
- Pad control system for controlled pad speed up on start-up
- Efficient through-the-pad dust collection system
- Dust-sealed switch minimizes contamination
- Variable speed control dial (4,000 - 12,000 OPM) to match the speed to the application

Model BO5031K Includes: 1 ea. Abrasive Disc (#120; 794520-1-1), Dust Bag (166078-4), Tool Case

Pad Size (round)	4-13/16"
Abrasive Disc Size	5"
Orbits Per Minute	4,000 - 12,000 OPM
Orbit Diameter	1/8"
AMPS	3
Vibration (m/s ²)	4.0
Dimensions (LxWxH)	6" x 4-7/8" x 6"
Net Weight	3 lbs.
Shipping Weight	6.4 lbs.



BO5041 Shown



BO5041 / BO5041K

5" RANDOM ORBIT SANDER WITH VARIABLE SPEED More Power for Faster Sanding and a Smooth Finish

- Smooth and fast sanding with 3.0 AMP motor
- Variable speed control dial (4,000-12,000 OPM) enables user to match the sanding speed to the application
- Ergonomic rubberized palm grip and handle for improved operator comfort and control
- Adjustable front handle allows for sanding in corners and confined areas

Model BO5041 Includes: Dust Bag (166078-4)

Model BO5041K Includes: Same as BO5041 plus Tool case

Pad Size (round)	4-13/16"
Abrasive Disc Size	5"
Orbits Per Minute	4,000 - 12,000 OPM
Orbit Diameter	1/8"
AMPS	3
Vibration (m/s ²)	3.5
Dimensions (LxWxH)	10-7/8" x 4-7/8" x 6"
Net Weight	3.5 lbs.
Shipping Weight:	BO5041 (4.1 lbs.), BO5041K (6.3 lbs.)



BO6040



6" RANDOM ORBIT SANDER Fine or Fast Finish with 2-Mode Selection

- 2-mode switch for "random orbit" and "random orbit with forced rotation"
- 20% less vibration than the leading competitive models
- Variable speed control dial (1,600 - 5,800 OPM) to match the speed to the application
- Compact tool height (5-3/16") increases efficiency and maneuverability
- 1/8" orbit diameter provides a swirl-free finish

Model BO6040 Includes: 1 ea. Abrasive Disc (#120; 794610-0-1), Hex Wrench (783203-8), Wrench Holder (410047-0), Rubber Pad (193286-4), Tool Case

Pad Size (round)	6"
Abrasive Disc Size	6"
Orbits Per Minute	1,600 - 5,800 OPM
Orbit Diameter	7/32"
AMPS	6.6
Vibration (m/s ²)	7.0
Dimensions (LxWxH)	12-1/2" x 5-7/8" x 5-3/16"
Net Weight	6.2 lbs.
Shipping Weight	11 lbs.



BO6030



6" RANDOM ORBIT SANDER 30% Less Vibration than the Nearest Competitor

- Variable speed control dial (4,000-10,000 OPM) enables user to match the sanding speed to the application
- Efficient through-the-pad dust collection system with dust bag for a cleaner work environment
- Ergonomic rubberized rear handle reduces vibration for operator comfort
- 1/8" orbit diameter provides a swirl-free finish
- Utilizes 6" hook-and-loop abrasive discs for fast and easy installation

Model BO6030 Includes: 1 ea. Abrasive Disc (#120; 794610-0-1), Hex Wrench (783203-8), Dust Bag (151517-7), Dust Nozzle (151518-5), Wrench Holder (410047-0), Rubber Pad (193286-4)

Pad Size (round)	6"
Abrasive Disc Size	6"
Orbits Per Minute	4,000 - 10,000 OPM
Orbit Diameter	1/8"
AMPS	2.7
Vibration (m/s ²)	4.0
Dimensions (LxWxH)	12-1/8" x 5-7/8" x 7-1/8"
Net Weight	5.2 lbs.
Shipping Weight	6.6 lbs.



XOB01
18v LXT® 5" RANDOM ORBIT SANDER KIT
Corded Performance without the Cord

- Three speed settings (7,000/9,500/11,000 OPM) engineered for fast material removal
- Up to 40 minutes (low speed) and 20 minutes (high speed) of run time on a single charge
- Large 1/8" random orbit action engineered for fast sanding and swirl-free finish
- One-touch electronic speed control switch provides fast, medium and low settings

Model XOB01 Includes: 2 ea. 3.0 Ah Battery (BL1830), Rapid Optimum Charger (DC18RC), Tool Bag
 Model XOB01Z Includes: Tool only - battery and charger not included

Pad Size	4-7/8"
Abrasive Disc Size	5"
Orbits Per Minute	7,000, 9,500, 11,000 OPM
Orbit Diameter	1/8"
Battery	18v LXT® Lithium-Ion
Overall Length	6-7/8"
Net Weight (w/battery)	3.6 lbs.
Shipping Weight	13 lbs.



BO4556 / BO4556K
FINISHING SANDER
14,000 OPM for Fast and Smooth Finish Sanding

- Precision engineered all-ball-bearing construction for reduced vibration and noise
- Contoured, rubberized palm grip design for operator comfort
- Large clamping lever for quick and easy paper installation
- Efficient through-the-pad dust collection system
- Conveniently located on/off switch for easy one-handed operation

Model BO4556 Includes: 1 ea. Abrasive Paper, (#60; 742509-3-1, #100; 742510-8-1, #150; 742511-6-5), Dust Bag (166078-4), Punch Plate (450066-4)
 Model BO4556K Includes: Same as BO4556 plus Tool case

Pad Size	4-1/2" x 4"
Abrasive Paper Size	4-1/2" x 5-1/2"
Orbits Per Minute	14,000 OPM
AMPS	2
Vibration (m/s ²)	4.0
Dimensions (LxWxH)	5-1/8" x 4-3/8" x 5-9/16"
Net Weight	2.5 lbs.
Shipping weight: BO4556	3.8 lbs.
BO4556K	7.2 lbs.



BO3710
1/3 SHEET FINISHING SANDER
Lower Vibration and Smooth Finish

- Ergonomic rubberized grip and handle designed for better fit and added comfort
- 11,000 OPM for Increased Efficiency and Smooth Finish
- Efficient through-the-pad dust collection system for a cleaner work environment
- Built-in counterbalance system engineered to reduce vibration

Model BO3710 Includes: 1 ea. Abrasive Paper (#120; 794568-3-1), Dust Bag (140115-2), Punch Plate (451271-6)

Pad Size	3-5/8" x 7-1/4"
Abrasive Paper Size	3-5/8" x 9"
Orbits Per Minute	11,000 OPM
AMPS	1.7
Vibration (m/s ²)	4.5
Overall Length	10"
Net Weight	3.5 lbs.
Shipping Weight	5.1 lbs.



BO4900V
1/2 SHEET FINISHING SANDER
Through-the-Pad Dust Collection System

- Uses commonly available 4-1/2" x 9" hook-and-loop or 4-1/2" x 11" half sheet abrasive paper
- Efficient through-the-pad dust collection system for a cleaner work environment
- Minimized vibration and contoured grips for added comfort
- Large trigger switch for easier operation

Model BO4900V Includes: 1 ea. Abrasive Paper (#120; A-14093), Dust Bag and Holder Assembly (193525-2), Paper Dust Bag (193526-0)

Pad Size	4-1/2" x 9"
Abrasive Paper Size	4-1/2" x 11"
Orbits Per Minute	4,000 - 10,000 OPM
AMPS	2.9
Vibration (m/s ²)	5.0
Overall Length	11-3/8"
Net Weight	6 lbs.
Shipping Weight	8.8 lbs.

Sander Accessories

Hook & Loop Backing Pad

Use with Hook & Loop abrasive paper

Type	Model	Part #
5" Round Flat Sanding	B05030/K, B05031K, B05041/K	743081-8, 743022-A
4-1/2" x 9"	BO4900V	193522-8

Pressure Sensitive Pad

Use with Pressure Sensitive Abrasive Paper

Type	Model	Part #
5" round	B04530	743031-3
6" round		743032-1
4" x 4-3/8"		743030-5
5" round	B05030/K, B05031K, B05041/K	743056-7

4-3/8" x 4" Backing Pad

Type	Model	Part #
Finishing	BO4556K	158324-9

6" Hook & Loop Rubber Backing Pad

Type	Model	Part #
General Purpose		A-91207
Flat Sanding	B06030, B06040	A-91198
Contour Sanding		A-91213



9032
3/8" X 21" BELT SANDER
Compact Design for Sanding in Close Quarters

- Variable speed control dial (980 - 5,600 ft./min.) to match the speed to the application
- Adjustable sanding arm pivots 100° for hard-to-reach areas
- Easily adjustable belt tracking with a turn of the knob
- Compact with less weight (3.5 lbs.)
- 3 different size arm assemblies and belts available (1/4", 3/8", 1/2") for increased versatility

Model 9032 Includes: 2 ea. Abrasive Belt (#80; A-34469-1), 3/8" Arm Assembly (125158-5)

Belt Size	3/8" x 21"
Belt Speed	980 - 5,600 ft./min.
AMPS	4.4
Overall Length	16-1/2"
Net Weight	3.5 lbs.
Shipping Weight	4.4 lbs.



9031
1-1/8" X 21" BELT SANDER
Variable Speed Control Dial

- Compact with less weight (4.6 lbs.) for use in close quarters
- Ball bearing construction for longer tool life
- Narrow belt and exposed front pulley for use on irregular shapes
- Multi-position side handle for easy and comfortable operation
- Lock-on button for continuous operation
- Connects to dust collector for a cleaner work environment

Model 9031 Includes: 2 ea. Abrasive Belt (#40; 742301-7-1, #60; 742302-5-1, #80; 742303-3, #100; 742304-1-1, #120; 742305-9-1)

Belt Size	1-1/8" x 21"
Belt Speed	656 - 3,280 ft./min.
AMPS	5
Overall Length	15"
Net Weight	4.6 lbs.
Shipping Weight	6.3 lbs.



9903
3" X 21" BELT SANDER
Powerful 8.8 AMP Motor; Only 85dB

- Variable speed control dial (690 - 1,440 ft./min.) to match the speed to the application
- Auto-tracking belt system tracks belt without adjustment
- Innovative design for sanding flush to wall with nose and side of sander
- Front grip design for comfortable operation
- 3" wide belt with a speed of 1,440 ft./min. for fast material removal
- Dust bag for a cleaner work environment

Model 9903 Includes: 1 ea. Abrasive Belt (#80; 742308-3-1), Dust Bag (122591-2)

Belt Size	3" x 21"
Belt Speed	690 - 1,440 ft./min.
AMPS	8.8
Overall Length	11-5/8"
Net Weight	9.5 lbs.
Shipping Weight	13.2 lbs.



MAKITA® GEAR

Get all dialed in with the latest Makita swag. Check out the all-new line of apparel including race team replica hats, t-shirts and sweatshirts.

Stay on top of your game with current promotional items! There's lots of other cool stuff too; Ogio backpacks and luggage, barstools, mugs, key chains and more.

Shop now at:
makitools.com/gear



GET CONNECTED

Makitools.com has the latest updates on new tools, Makita® innovation, promotions, where to buy, or to find when Makita events are taking place near you. Content is updated constantly to keep you on top of your game... whether that game is work or play.

makitools.com

FOLLOW MAKITA®



9920

3" X 24" BELT SANDER

Powerful 8.8 AMP Motor; Only 84dB

- Variable speed control dial (690-1,440 ft./min.) to match the speed to the application
- Electronic speed control maintains constant speed under load
- Auto-tracking belt system tracks belt without adjustment
- Innovative design for sanding flush to wall with nose and side of sander
- Front grip design for comfortable operation
- Dust bag for a cleaner work environment

Model 9920 Includes: 1 ea. Abrasive Belt (#80; 742312-8C-1), Dust Bag (122591-2)

Belt Size	3" x 24"
Belt Speed	690 - 1,440 ft./min.
AMPS	8.8
Overall Length	13-1/8"
Net Weight	9.9 lbs.
Shipping Weight	12.4 lbs.



9924DB

3" X 24" BELT SANDER

Low Profile Balanced Design

- Powerful 7.8 AMP motor for fast material removal
- Extended base to allow flush sanding
- Innovative design for sanding flush to wall with nose and side of sander
- Extra long cord for easier maneuverability
- Easy-release belt lever for quick belt changes
- Ball bearing construction for longer tool life

Model 9924DB Includes: 1 ea. Abrasive Belt (#80; 742312-8C-1), Dust Bag (122296-4)

Belt Size	3" x 24"
Belt Speed	1,300 ft./min.
AMPS	7.8
Overall Length	14"
Net Weight	10.6 lbs.
Shipping Weight	13.2 lbs.



9404

4" X 24" BELT SANDER

Variable Speed Control Dial

- Powerful 8.8 AMP motor for fast material removal
- Low noise (84dB) for operator comfort
- Auto-tracking belt system tracks belt without adjustment
- Innovative design for sanding flush to wall with nose and side of sander
- Long 16.4 ft. power cord for easier maneuverability
- Optional sanding shoe available for precise sanding depth control

Model 9404 Includes: 1 ea. Abrasive Belt (#80; 742322-9-1), Dust Bag (122591-2)

Belt Size	4" x 24"
Belt Speed	690 - 1,440 ft./min.
AMPS	8.8
Overall Length	13-1/8"
Net Weight	10.3 lbs.
Shipping Weight	12.7 lbs.



9403

4" X 24" BELT SANDER

Powerful 11 AMP Motor for High Production Use

- Low noise (84dB) for operator comfort
- 4" wide belt with a speed of 1,640 ft./min. for fast material removal
- Labyrinth construction seals and protects motor and bearings from contamination
- Large front grip is positioned for operator comfort
- Innovative design for sanding flush to wall with nose and side of sander

Model 9403 Includes: 1 ea. Abrasive belt (#80; 742322-9-1), Dust bag (122591-2)

Belt Size	4" x 24"
Belt Speed	1,640 ft./min.
AMPS	11
Overall Length	13-7/8"
Net Weight	12.6 lbs.
Shipping Weight	15.4 lbs.



9741

WHEEL SANDER

Unique Design for More Controlled Operation

- Powerful 7.8 AMP motor delivers 3,500 RPM for fast and efficient paint and rust removal; brings out wood grain
- Innovative design for sanding flush to wall with nose and side of sander
- Adjustable front roller for uniform pressure to workpiece
- Well balanced with a low center of gravity for easier operation
- Electric brake for maximum productivity

Model 9741 Includes: 100 Grit, Medium (794379-6), Wrench (783204-6), Nylon Brush Wheel

Wheel Size (width x diameter)	4-3/4" x 4"
No Load Speed	3,500 RPM
AMPS	7.8
Overall Length	12-1/4"
Net Weight	9.3 lbs.
Shipping Weight	11.4 lbs.



1002BA

4-3/8" CURVED BASE PLANER

Large Planing Width Engineered for an Even Cut

- Powerful 9.6 AMP motor with 15,000 RPM for improved performance
- Precision machined base for notching out logs at a 12-5/8" curved radius
- Large ejection chute for high rate of chip discharge
- Conveniently located front and rear grips for operator control

Model 1002BA Includes: 4-3/8" Planer Blade Set, High Speed Steel (793008-8), Sharpening Holder (123055-9), Blade Gauge (123010-1), Socket Wrench (782209-3)

Planing Width	4-3/8"
Planing Depth	3/16"
No Load Speed	15,000 RPM
AMPS	9.6
Overall Length	13-11/32"
Net Weight	11.4 lbs.
Shipping Weight	15.4 lbs.



KP0800K

3-1/4" PLANER WITH TOOL CASE

High Power-to-Weight Ratio; Weighs Only 5.7 lbs.

- 6.5 AMP motor delivers more output power for increased stock removal and superior finishes
- Planes up to 3-1/4" wide and 3/32" deep in a single pass
- Two-blade cutter head with 17,000 RPM delivers smooth finish and fast stock removal
- Spring-loaded stand elevates the base to protect the workpiece

Model KP0800K Includes: 3-1/4" Planer Blade Set, Double Edged Tungsten-Carbide (D-46246), Blade Gauge (123062-2), Socket Wrench (782209-3), Guide Rule (165581-2), Tool Case

Planing Width	3-1/4"
Planing Depth	3/32"
No Load Speed	17,000 RPM
AMPS	6.5
Overall Length	11-1/4"
Net Weight	5.7 lbs.
Shipping Weight	12 lbs.



KP0810

3-1/4" PLANER KIT Powerful with Less Weight (7.5 AMP Motor; 7.3 lbs.)

- Planes up to 3-1/4" wide and 5/32" deep in a single pass
- Two-blade cutter head with 16,000 RPM delivers smooth finish and fast stock removal
- Chip ejection can be directed to either side of the tool for convenience
- Depth knob features an easy-to-read scale with stops in 0.1 mm increments for precise depth adjustment
- Rubberized grip and depth adjustment knob for comfort

Model KP0810 Includes: 3-1/4" Planer Blade Set, Double Edged Tungsten-Carbide (D-46246), Blade Gauge (123062-2), Socket Wrench (782209-3), Guide Rule (122785-9)

Planing Width	3-1/4"
Planing Depth	5/32"
No Load Speed	16,000 RPM
AMPS	7.5
Overall Length	11-3/8"
Net Weight	7.3 lbs.
Shipping Weight	10.3 lbs.



XPK01

18v LXT® 3-1/4" PLANER KIT Planes Up to 3-1/4" Wide and 5/64" Deep in a Single Pass

- 2-blade cutter head with double edge carbide blades for added performance and smooth finish
- High power-to-weight ratio; weighs only 7.4 lbs.
- 14,000 RPM motor engineered for fast stock removal
- Click depth adjustment knob with easy-to-read scale with settings from 0" to 5/64"
- Spring-loaded stand elevates the base to protect the blades and workpiece

Model XPK01 Includes: 2 ea. 3.0 Ah Battery (BL1830), Rapid Optimum Charger (DC18RC), Socket Wrench (782209-3), Blade Gauge (123062-2), 3-1/4" Planer Blade Set, Double Edged Tungsten-Carbide (D-46246), Tool Bag

Model XPK01Z Includes: Tool only - battery and charger not included

Planing Width	3-1/4"
Planing Depth	5/64"
No Load Speed	14,000 RPM
Battery	18v LXT™ Lithium-Ion
Overall Length	13-1/8"
Net Weight (w/battery)	7.4 lbs.
Shipping Weight	17.5 lbs.



1912B

4-3/8" PLANER Planes up to 4-3/8" Wide and 1/16" Deep

- Powerful 7.5 AMP motor for improved performance
- Two-blade cutter head with 16,000 RPM delivers smooth finish and fast stock removal
- Lock-on button for continuous operation
- V-groove on front shoe for easy chamfer cutting
- Precision machined aluminum base for planing accuracy

Model 1912B Includes: 4-3/8" Planer Blade Set, High Speed Steel (793008-8), Sharpening Holder (123055-9), Blade Gauge (123062-2), Socket Wrench (782209-3), Guide Rule (164371-0), Guide Rule

Planing Width	4-3/8"
Planing Depth	1/16"
No Load Speed	16,000 RPM
AMPS	7.5
Overall Length	14"
Net Weight	9.3 lbs.
Shipping Weight	10.9 lbs.



1806B

6-3/4" PLANER Unrivalled for Shear Power and Performance

- Powerful 10.9 AMP motor with 15,000 RPM for improved performance
- Cuts 6-3/4" width in a single pass
- Comfortable handle and easy depth setting
- Large, sturdy sole plate for added stability
- Perfect alignment of front and back grips for better control

Model 1806B Includes: 6-3/4" Planer Blade Set, High Speed Steel (793186-4), Hex Wrench (783202-0), Triangular Rule (762001-3), Bevel Guide (123053-3), Sharpening Holder Assembly (123006-2), Tool Case

Planing Width	6-3/4"
Planing Depth	1/16"
No Load Speed	15,000 RPM
AMPS	10.9
Overall Length	20-3/4"
Net Weight	19.8 lbs.
Shipping Weight	33 lbs.




KP312

12-1/4" PLANER Precision Engineered for an Even Cut Every Time

- Powerful 15 AMP motor with 12,000 RPM for improved performance
- Large, conveniently located depth setting knob for easy adjustment
- Poly "V" belt designed with grooves efficiently transfers power from the motor to the blades
- Large ejection chute for high rate of chip discharge

Model KP312 Includes: 12" Planer Blade, HSS, 2/pk (B-02870), Socket Wrench (782209-3), Triangular Rule (762001-3)

Planing Width	12-1/4"
Planing Depth	1/8"
No Load Speed	12,000 RPM
AMPS	15
Overall Length	21-3/4"
Net Weight	40.6 lbs.
Shipping Weight	50.6 lbs.



PJ7000

PLATE JOINER Rack-and-Pinion Vertical Fence Adjustments

- Powerful 5.6 AMP motor delivers 11,000 RPM for quick, precise cutting in a variety of woods
- Cast aluminum pivot fence with three positive stops at 0°, 45° and 90°
- Six depth settings with one-touch stops for most common biscuits sizes including #0, #10, and #20
- Large and easy-to-operate cam locks for fence adjustments
- Large top grip handle for improved handling

Model PJ7000 Includes: 4" Carbide Tip Blade for Plate Joiner (A-95118), Angle Guide (123148-2), Dust Bag (123150-5), Set Plate (415579-2), 3" x 3/4" Steel Locknut Wrench (782401-1), Tool Case

Blade Diameter	4"
Max. Cutting Depth	3/4"
No Load Speed	11,000 RPM
AMPS	5.6
Overall Length	11-7/8"
Net Weight	5.5 lbs.
Shipping Weight	8 lbs.



LXJP02

18v LXT® PLATE JOINER KIT Delivers up to 300 Cuts for #0 Biscuits on a Single Charge

- Rack-and-pinion vertical fence system engineered for accurate fence adjustments
- Cast aluminum pivot fence with three positive stops at 0°, 45° and 90°
- Six depth settings with one-touch stops for #0, #10, and #20
- Cordless plate joiner provides portability and performance without the cord
- Large and easy-to-operate cam locks for fence adjustments

Model LXJP02 Includes: 2 ea. 3.0 Ah Battery (BL1830), Rapid Optimum Charger (DC18RC), 4" Carbide Tip Blade (A-95118), Dust Bag (123150-5), Set Plate (415579-2), 3" x 3/4" Steel Locknut Wrench (782401-1)

Blade Diameter	4"
Max. Cutting Depth	3/4"
No Load Speed	6,500 RPM
Battery	18V LXT™ Lithium-Ion
Overall Length	13-3/4"
Net Weight (w/battery)	6.7 lbs.
Shipping Weight	17.3 lbs.



98202

BLADE SHARPENER

Precision Sharpening of Planer Blades and More

- Large 7-7/8" aluminum-oxide wheel for efficient sharpening
- Quiet motor delivers 560 RPM for a fine finish
- Sharpens blades up to 15-3/4" long
- Water feed for cooling blades
- Less weight for easy transporting

Model 98202 Includes: Grinding Wheel, 1,000 Grit (Medium), 98202 (A-24614), Wrench (341391-3), Rule Assembly (122209-5)

Wheel Size	7-7/8"
No Load Speed	560 RPM
AMPS	1.1
Overall Length	15-3/8"
Net Weight	24.3 lbs.
Shipping Weight	26.9 lbs.



7104L

CHAIN MORTISER

Ideal for Timber Framing or Log Home Building

- Razor sharp chain for clean, accurate cutting
- Extremely portable at only 38.1 lbs.
- 10.5 AMP motor (3,200 RPM) to quickly notch or cut holes in thick wood stock
- Cuts lap joints up to 5-1/8"
- Large adjustable vise and knob for versatility

Model 7104L Includes: 21/32" Mortiser Chain (A-16570), Wrench (781204-0), Bar Chain Oil, 100 cc (182229-1)

Max. Hole Width (longitudinal)	5-1/8"
Max. Hole Width (transverse)	1-1/4"
Max. Hole Depth	6-1/8"
No Load Speed	3,200 RPM
Chain Speed	1,000 FPM
AMPS	10.5
Overall Length	20-1/8"
Net Weight	38.1 lbs.
Shipping Weight	44 lbs.



UB1103

BLOWER

Delivers a Maximum Air Speed of 203 MPH for Faster Job Site Clean Up

- Variable speed control dial and trigger (0-16,000 RPM) for increased performance
- Maximum air volume of 145 cfm for faster clean up in larger areas
- Two tools in one; quickly converts to a vacuum for added versatility
- Large trigger with conveniently located lock-on button

Model UB1103 Includes: Rubber Blower Nozzle (132025-7), Dust Bag (122814-8)

Max. Air Volume	145 CFM
Max. Air Velocity	203 MPH
No Load Speed	0/16,000 RPM
AMPS	6.8
Overall Length	18-7/8"
Net Weight	4.3 lbs.
Shipping Weight	6.6 lbs.



HG551V

HEAT GUN

Low Vibration and Noise, Ideal for Indoor Applications

- Variable speed control dial (180 - 1,020°F) with number settings for a wide variety of applications
- 2-speed blower settings (8.8 and 16 CFM) for greater versatility
- Rubberized handle and stand
- Thermocouple control maintains precise temperature
- Ceramic core protects the heating element for longer tool life

Model HG551V Includes: Tool Case

Air Temperature	180° - 1,020° F
Air Volume	8.8 and 16 CFM
AMPS	12
Watts (AC only)	1,400
Overall Length	9"
Net Weight	1.3 lbs.
Shipping Weight	3.6 lbs.

Woodworking Accessories

Planer Accessories

Tungsten-Carbide Planer Blade

- Specially designed for fast and smooth planing
- Long lasting tungsten-carbide

Size	Model	2 Per. Pkg. Part #
3-1/4"	N1900B, KP0810, KP0800K, XPK01	D-17223
4-3/8"	1912B	D-17245

High-Speed Steel Planer Blade

- Made of fine grade steel
- Specially designed for fast and smooth planing

Size	Model	2 Per. Pkg. Part #
3-1/4"	N1900B, KP0810, KP0800K, XPK01	D-46230
4-3/8"	1912B, 1002BA	793008-8
6-3/4"	1806B	793186-4
12"	KP312	B-02870

Double Edged Tungsten-Carbide Planer Blade

Type	Size	Model	2 Per. Pkg. Part #
Blade only*	3-1/4"	N1900B, KP0810, KP0800K, XPK01	D-46246
With set plates	3-1/4"	N1900B, KP0810, KP0800K, XPK01	D-17239

*For use with set plate 343433-9

Blade Gauge Assembly

For fast accurate blade setting

Model	Part #
N1900B, KP0800K	123010-1
1902, KP0810	123062-2

Bevel Guide

0 - 45° bevel cuts

Model	Part #
N1900B, KP0800K, KP0810	123060-6

Dust Nozzle

For non-clogging chip deflection in desired direction

Model	Part #
N1900B	132351-4*
	181572-5

Adapters for connecting Vacuum

Model	Part #
KP312	193733-5
KP0800K	451329-1

Sharpening Holder

For honing dull blades with sharpening stone

Model	Part #
N1900B, KP0810, KP0800K	123004-6

Straight Guide Rule

To ensure straight cuts

Model	Part #
N1900B, 1912B, 1902	164371-0
KP0810	122785-9
KP0800K	165581-2

Sharpening Stone

Model	Part #
All Planers	794061-7

Depth Guide

Model	Part #
KP0800K, N1900B	191725-8

Dust Bag

Model	Part #
KP0800K, KP0810	122793-0
N1900B	122230-4

Chain Mortiser Accessories

Description	Model	Part #
Cutter Chain	19/32"	A-16564
Cutter Chain	21/32"	A-16570
Cutter Chain	23/32"	A-16586
Cutter Chain	53/64"	A-16592
Cutter Chain	15/16"	A-16601

Heat Gun Accessories

3" Surface Nozzle

Model	Part #
HG551V	P-71423
HG1100	110702-A

3/8" Reflector Nozzle

Model	Part #
HG551V	P-71445
HG1100	110746-A

3/8" Reduction Nozzle

Model	Part #
HG551V	P-71439
HG1100	110706-A

Blade Sharpener Accessories

Description	Model	Part #
7" Grinding Wheel	60 Coarse	A-24620
	1000 Medium	98202 A-24614
	6000 Fine	A-24636
Maximum Safe Speed:	1,200 RPM	
Guide Assembly		
Tool rest for knife and scissors	98202	192612-4

Caution: For your safety, always use proper accessories on the proper tool. Accessory specifications and limitations (such as speed, size, mounting and guarding requirements, etc.) must match the specifications and limitations of the power tool. Use of accessories that are not recommended by Makita may cause injury. Carefully follow tool instruction manual and accessory instructions.

BIG BORE™

5.5 HP* Gas Air Compressor
MODEL MAC5501G

PERFORMANCE



"V" TWIN STYLE PUMP PROVIDES
12.5 CFM AT 100 PSI FOR FASTER RECOVERY



PNEUMATICS

COMPRESSORS



pg. 76

HIGH PRESSURE



pg. 77

NAILERS/STAPLERS



pg. 77-78

ACCESSORIES



pg. 78

*Maximum Horsepower

PERFORMANCE


"V" Twin Style Pump runs cooler and provides 12.5 CFM at 100 PSI for faster recovery time

POWER


Powerful Honda® GX160 4-stroke engine for increased performance and superior reliability

CAPACITY


10-gallon twin tanks provide air supply to multiple nailers

PERFORMANCE YOU NEED

NEW MAC5501G BIG BORE™
5.5 HP* GAS AIR COMPRESSOR

"V" Twin Style Pump runs cooler and provides 12.5 CFM at 100 PSI

- Powerful Honda GX160 4-stroke engine for increased performance and superior reliability
- 10-gallon twin tanks provide air supply to multiple nailers
- Cast iron pump with Big Bore™ cylinder and piston is engineered to provide faster recovery time for improved performance
- Industrial-grade recoil starter with ergonomic grip and recoil rope design for faster, easier starts

Model MAC5501G Includes: 2 ea. 1/4" Universal Quick Coupler, Male (447013-E)

Motor	5.5 HP
Pump	Oil lubricated
Tank (twin)	10 gal.
Performance:	90 PSI (12.5 CFM), 40 PSI (14 CFM)
Maximum Pressure	135 PSI
Overall Length	46"
Net Weight	190 lbs.
Shipping Weight	233 lbs.


BIG BORE™
MAC5200
3.0 HP* AIR COMPRESSOR
Powerful Enough to Run Two Framing Nailers

- Cast iron pump with Big Bore™ cylinder and piston is engineered to provide faster recovery time for improved performance
- Powerful 3.0 HP* motor produces 6.5 CFM at 90 PSI for increased productivity
- Pump is oil lubricated for cooler running temperatures and reduced wear
- Durable cast iron cylinder reduces wear and increases pump life

Model MAC5200 Includes: Air Compressor Oil (181122-A), 1/4" Universal Quick Coupler, Male (447013-E)

Maximum Horsepower	3 HP
Running Horsepower	2.1 HP
Tank	5.2 gal.
Performance:	40 PSI (6.9 CFM), 90 PSI (6.5 CFM)
Maximum Pressure	140 PSI
Net Weight	88 lbs.
Shipping Weight	107 lbs.


BIG BORE™
MAC2400
2.5 HP* AIR COMPRESSOR
Pump Runs at Lower RPM Resulting in Lower Noise (79dB)

- Cast iron pump with Big Bore™ cylinder and piston is engineered to provide faster recovery time for improved performance
- Powerful 2.5 HP 4-Pole motor produces 4.2 CFM at 90 PSI for increased productivity and lower noise
- Roll-cage construction provides complete protection to withstand extreme jobsite environments
- Low AMP draw reduces incidences of tripped breakers at start up

Model MAC2400 Includes: Air Compressor Oil (181122-A), 1/4" Universal Quick Coupler, Male (447013-E)

Maximum Horsepower	2-1/2 HP
Running Horsepower	2.1 HP
Tank (twin stacked)	4.2 gal.
Performance:	40 PSI (4.8 CFM), 90 PSI (4.2 CFM)
Maximum Pressure	130 PSI
Net Weight	77 lbs.
Shipping Weight	86.3 lbs.


BIG BORE™
MAC700
2.0 HP* AIR COMPRESSOR
Low Noise, Low AMP Draw and High Output

- Cast iron pump with Big Bore™ cylinder and piston is engineered to provide faster recovery time for improved performance
- Powerful 2.0 HP 4-Pole motor produces 3.3 CFM at 90 PSI for increased productivity and lower noise
- Pump runs at lower RPM (1,730) resulting in lower noise (80dB) and improved pump durability
- Low AMP draw reduces incidences of tripped breakers at start up

Model MAC700 Includes: Air Compressor Oil (181122-A), 1/4" Universal Quick Coupler, Male (447013-E)

Maximum Horsepower	2 HP
Running Horsepower	1.7 HP
Tank	2.6 gal.
Performance:	40 PSI (3.8 CFM), 90 PSI (3.3 CFM)
Maximum Pressure	130 PSI
Net Weight	52 lbs.
Shipping Weight	60.5 lbs.


NEW AC001
COMPACT AIR COMPRESSOR
Low Noise and Less Weight

- Powerful 1/6 maximum horsepower induction motor provides up to 125 PSI
- Lightweight design (23.1 lbs.) for increased job site portability
- Low noise for operator comfort; ideal for indoor use
- Low AMP draw reduces incidences of tripped breakers at start-up
- Oil-less pump designed for maintenance-free operation

Model AC001 Includes: 1/4" Universal Quick Coupler, Male (447013-E)

Motor	1/6 HP
Running Horsepower	1/6 HP
Tank	1 gal.
Performance:	40 PSI (.58 CFM), 90 PSI (.45 CFM)
Maximum Pressure	125 PSI
Net Weight	23.1 lbs.
Shipping Weight	26.9 lbs.

POWER



Delivers 3.6 CFM at 90 PSI for conventional nailers and 2.7 CFM at 300 PSI for high pressure nailers

PERFORMANCE



Dual-head (2-stage) pump provides faster recovery time and improved performance

EFFICIENCY



Low amp draw reduces incidences of tripped breakers and voltage drop during start-ups



AC310H

2.5 HP* HIGH PRESSURE AIR COMPRESSOR

High Pressure Technology Delivers 400 PSI Capacity

- Dual capacity: two universal couplers for conventional nailers and two couplers for high pressure nailers
- Low amp draw reduces incidences of tripped breakers and voltage drop during start-ups
- Efficient dual-head (2-stage) pump provides faster recovery time and improved performance
- Makita High Pressure compressor technology delivers 400 PSI capacity for the next generation of high pressure nailers

Model AC310H Includes: 2 ea. 1/4" High Pressure Universal Quick Coupler, Female (HY00000337), 2 ea. High Pressure Quick Coupler (HY00000351)

Maximum Horsepower	2-1/2 HP
Running Horsepower	1.9 HP
Tank	1.6 gal.
Performance:	40 PSI (3.7 CFM), 90 PSI (3.6 CFM), 300 PSI (2.7 CFM)
Maximum Pressure	400 PSI
Net Weight	79.4 lbs.
Shipping Weight	88.1 lbs.



AN930H

3-1/2" HIGH PRESSURE FRAMING COIL NAILER

Superior Power-to-Weight Ratio

- Up to 30% less weight (5.7 lbs.) and up to 30% smaller than conventional framing nailers
- "Tool-less" depth adjustment engineered for more precise flush and countersink nailing
- 2-mode trigger allows operator to select sequential or contact nailing options
- High capacity canister holds up to 300 nails for high production applications

Model AN930H Includes: Nose Adapter (424390-1), Air Tool Oil (194381-3), Safety Goggles

Operating Air Pressure	170 - 320 PSI
Nail Size:	1-3/4" - 3-1/2"
	.099" - .148" Shank Diameter
	Wire Collated
Magazine Capacity	150 - 300
Dimensions (LxWxH)	11-1/4" x 5" x 13"
Net Weight	5.7 lbs.
Shipping Weight	12.4 lbs.



AN610H

2-1/2" HIGH PRESSURE SIDING COIL NAILER

Delivers Precise Flush Nailing

- Innovative high pressure technology enables nailer to operate at 320 PSI for more consistent flush nailing
- "Tool-less" depth adjustment engineered for more precise flush and countersink nailing
- 2-mode selector switch allows operator to select sequential or contact nailing options
- Multi-directional exhaust port directs exhaust air away from operator

Model AN610H Includes: No-Mar Tip (421574-2), Air Tool Oil (194381-3), Safety Goggles, Tool Case

Operating Air Pressure	140 - 320 PSI
Nail Size:	1-1/4" - 2-1/2"
	.080" - .113" Shank Diameter
	Plastic and Wire Collated
Magazine Capacity	200 - 400
Dimensions (LxWxH)	11-1/8" x 5-3/8" x 10-7/8"
Net Weight	4.2 lbs.
Shipping Weight	7.9 lbs.



AN923

3-1/2" FRAMING NAILER
Drives 3-1/2" x .162" (16d) Nails

- 3-Mode selector switch (contact, sequential, lock) allows user control over nailing options
- Large capacity air chamber for increased power to drive nails varying in length from 2" to 3-1/2"
- Built-in air filter minimizes dust and debris from entering tool
- To prevent dry firing, tool stops when three nails remain in the magazine
- Solid rear-loading aluminum magazine for longer life

Model AN923 Includes: Pneumatic Nailer Oil (181434-7), Tool Hook (122742-7), Safety Goggles

Operating Air Pressure	65 - 120 PSI
Nail Size:	2" - 3-1/2"
	.113" - .162" Shank Diameter
	Plastic or Wire Collated
Magazine Capacity	64 - 74
Dimensions (LxWxH)	22" x 4-1/4" x 13-11/16"
Net Weight	8.7 lbs.
Shipping Weight	12.1 lbs.



NEW AN902

3-1/2" FRAMING COIL NAILER
More Power and Less Weight for Increased Versatility

- 2-mode trigger allows operator to select sequential or contact nailing operations
- "Tool-less" depth adjustment engineered for more precise flush and countersink nailing
- Drives 1-3/4" to 3-1/2" coil framing nails
- Easy access nose design for clearing jammed nails
- Easy loading canister with nail size adjustment provides maximum versatility
- Rubberized handle for better fit and added comfort

Model AN902 Includes: Pneumatic Nailer Oil (181434-7), Oil Supply (181434-7), No-Mar Tip (BA00000372), Safety Goggles

Operating Air Pressure	60 - 120 PSI
Nail Size:	1-3/4" - 3-1/2"
	.099" - .148" Shank Diameter
	Plastic or Wire Collated
Magazine Capacity	150 - 300
Dimensions (LxWxH)	12-1/2" x 5" x 14-7/8"
Net Weight	7.7 lbs.
Shipping Weight	9.9 lbs.



AN611

2-1/2" SIDING COIL NAILER
"Tool-less" Depth Adjustment with 9 Settings

- "Tool-less" depth adjustment engineered for more precise flush and countersink nailing
- 3-mode selector switch (contact, sequential, lock) allows user control over nailing options
- Built-in air filter minimizes dust and debris from entering tool
- Multi-directional exhaust port directs exhaust air away from user
- Easy-loading canister with nail size adjustment provides maximum versatility

Model AN611 Includes: Hex Wrench (783202-0), Pneumatic Nailer Oil (181434-7), Safety Goggles, Tool Case

Operating Air Pressure	65 - 120 PSI
Nail Size:	1-1/4" - 2-1/2"
	.080" - .099" Shank Diameter
	Plastic or Wire Collated
Magazine Capacity	200 - 400
Dimensions (LxWxH)	13-1/16" x 5" x 12-1/2"
Net Weight	5.1 lbs.
Shipping Weight	6.3 lbs.

High Pressure Accessories

High Pressure Contractor Hose

- Up to 2X less weight than heavier hoses, ideal for trim roofing, framing and construction
- Highly flexible and less kinks for easy rolling and improved air flow
- Engineered to be more durable than vinyl hoses for longer life and improved performance
- All-weather resistant, engineered to maintain flexibility even under extreme weather conditions

Size	Model	Part #
100'	AC310H, AN610H, AN930H	B-80020
50'		B-80014



High Pressure Quick Coupler

Size	Style	Model	Part #
1/4"	Male	AC310H	HY00000351

Wheel Kit for AC310H

- Solid rubberized wheels for easy job site portability
- Large rubberized handle for added control and comfort

Model	Part #
AC310H	HY00000212





AN453

1-3/4" ROOFING COIL NAILER Easy-Loading Adjustable Canister

- Aluminum housing for longer tool life
- "Tool-less" depth adjustment engineered for more precise control and flush nailing
- "Tool-less" shingle guide designed for easy adjustments and consistent shingle placement
- Built-in magnet ensures last nail is driven
- Large carbide inserts on nosepiece for long lasting performance

Model AN453 Includes: Hex Wrench (783202-0), Pneumatic Nailer Oil (181434-7), Air Fitting (311006-A), Safety Goggles

Operating Air Pressure	65 - 120 PSI
Nail Size	3/4" - 1-3/4"
Magazine Capacity	120
Dimensions (LxWxH)	10-3/8" x 4-5/8" x 10-5/8"
Net Weight	5.2 lbs.
Shipping Weight	6.5 lbs.

FINISHED TO PERFECTION



PERFORMANCE



"Tool-less" quick-release cam-lock opens nail guide assembly to easily clear jammed nails

AF505N 18 Gauge

2" BRAD NAILER Narrow Nose Design Allows Easy Nailing Access in Confined Areas

- "Tool-less" quick-release cam-lock opens nail guide assembly to easily clear jammed nails; efficient design minimizes downtime
- Easy to use "tool-less" depth adjustment dial for a wide variety of finish applications
- Multi-directional exhaust port rotates 360° to direct exhaust air away from user

Model AF505N Includes: Pneumatic Nailer Oil (181434-7), 2 ea. No-mar tip (HY00000378), Air Fitting (311006-A), Safety goggles, Tool Case

Operating Air Pressure	60 - 115 PSI
Nail Size	5/8" to 2" (18 ga.)
Magazine Capacity	100
Dimensions (LxWxH)	10-1/4" x 2-1/2" x 9-3/8"
Net Weight	3 lbs.
Shipping Weight	7.7 lbs.



AT638 18 Gauge

1/4" NARROW CROWN STAPLER

Engineered for More Precise Finish

- Depth adjustment engineered for more precise flush and countersink finish
- Multi-directional exhaust port directs exhaust air away from user
- Staple reload indicator windows alert the user when to reload staples
- Contact arm and trigger are used together for controlled driving
- Top-loading magazine allows user to quickly load staples

Model AT638 Includes: Hex Wrench (783202-0), Hex Wrench (783201-2), Pneumatic Nailer Oil (181434-7), Safety Goggles, Tool Case

Operating Air Pressure	60 - 115 PSI
Leg Length	5/8" to 1-1/2" (18 ga.)
Crown	1/4"
Magazine Capacity	100
Dimensions (LxWxH)	9-3/4" x 2-7/16" x 9-3/4"
Net Weight	3.2 lbs.
Shipping Weight	6.4 lbs.



AT1150A 16 Gauge

7/16" MEDIUM CROWN STAPLER Clear Jammed Nails Easily with Cam-Lock

- Depth adjustment engineered for more precise flush and countersink finish
- Quick release cam-lock opens nose assembly to clear jammed staples
- Built-in air filter minimizes dust and debris from entering the tool
- Ideal for lathing and sheathing

Model AT1150A Includes: Hex Wrench (A0913-0011), Hook (A0316-0311), Oil Supply (A09070001), Safety Goggles

Operating Air Pressure	65 - 120 PSI
Leg Length	1" to 2" (16 ga.)
Crown	7/16"
Magazine Capacity	140
Dimensions (LxWxH)	14-1/2" x 3-7/16" x 11-3/8"
Net Weight	4.9 lbs.
Shipping Weight	6.8 lbs.



AT2550A 16 Gauge

1" WIDE CROWN STAPLER Lightweight Design for Comfort and Control


- Depth adjustment engineered for more precise flush and countersink finish
- Quick release cam-lock opens nose assembly to clear jammed staples
- Built-in air filter minimizes dust and debris from entering the tool
- Ideal for lathing, roofing and sheathing

Model AT2550A Includes: Hex Wrench (A0913-0011), Hook (A0316-0311), Oil Supply (A09070001), Safety Goggles

Operating Air Pressure	65 - 120 PSI
Leg Length	1" to 2" (16 ga.)
Crown	1"
Magazine Capacity	140
Dimensions (LxWxH)	14-1/2" x 3" x 10-1/4"
Net Weight	5.1 lbs.
Shipping Weight	7 lbs.

Pneumatic Accessories

Polyurethane Contractor Air Hose



Size	Model	Part #
1/4" x 50'	MAC700,	T-01133
1/4" x 100'	MAC2400,	T-01149
3/8" x 50'	MAC5200	T-01155
3/8" x 100'		T-01161

Tool First Aid Repair Kit

- For air leakage repairs
- Fixes sluggish operation problems
- Comes with repairing instruction manual
- Includes complete top, bottom & driver maintenance equipment

Model	Part #
AN611	193007-4
AN451	192393-0
AN923, AN943	193006-6

Universal Quick Coupler



Style	Thread Size	Thread Style	Model	2/Pkg. Part #
Fits 1/4" automotive & industrial fittings	1/4"	Male	MAC700,	4447013-E
	1/4"	Female	MAC2400,	311018-A
	1/4"	Female	MAC5200	
	1/4"	Female	AC310H	HY00000337



Air Fittings

(for Models MAC700, MAC2400, MAC5200)

Type	Thread Size	Thread Style	Part #
1/4" Industrial (1/4" Body)	1/4"	Male	311006-A
	1/4"	Female	311002-A
	3/8"	Female	311003-A
3/8" Industrial (3/8" Body)	1/4"	Female	311010-A
	1/4"	Female	311004-A
1/4" Automotive (1/4" Body)	3/8"	Female	311005-A
	1/4"	Male	311008-A
	3/8"	Male	311009-A
	3/8"	Female	311012-A
3/8" Automotive (3/8" Body)	3/8"	Female	311013-A
	1/4"	Male	311016-A
	3/8"	Male	311017-A

MM4®

NO OIL MIXING NEEDED

75.6 cc MM4® Backpack Blower
MODEL BBX7600N



POWER EQUIPMENT



Celebrating
100 YEARS
of Innovation

MM4®
BLOWERS



pg. 80

GAS
CHAIN SAWS



pg. 80-81

ELECTRIC
CHAIN SAWS



pg. 81

LXT®
CORDLESS



pg. 82-83

HEDGE
TRIMMERS



pg. 81

ACCESSORIES



pg. 84

MM4

NO OIL MIXING NEEDED

LOWER EMISSIONS

NO FUEL MIX REQUIRED



No More 2-Stroke Oil

QUICKER & EASIER STARTS

MECHANICAL AUTOMATIC ENGINE DECOMPRESSION

EASY START

Spring-assisted starter combined with a low-spark ignition coil to significantly reduce pull-starting force for easier starts



- ✓ Reduces pull-rope resistance by more than 30%
- ✓ More dependable starting
- ✓ Smoother ignitions
- ✓ Lower mechanical wear to starter assembly

Learn More makitatools.com/MM4

4-STROKE ENGINE



MM4
NO OIL MIXING NEEDED

BBX7600N

75.6 cc MM4® BACKPACK BLOWER

Efficient 4-Stroke Engine, No Fuel Mix Required

- Powerful and fuel efficient 75.6 cc. 4-stroke commercial duty engine
- Mechanical automatic engine decompression for quicker, easier starts
- Padded shoulder straps and back panel for improved operator comfort
- Compact design with less weight (22.6 lbs.) for easier operation in confined areas

Model BBX7600N Includes: End Pipe (667-95019-00), Tool Kit, BHX2500 (690-90590-00), Straight Pipe (667-95018-01)

Max. Air Velocity	195 MPH
Air Volume	526 CFM
Crank Case Capacity	7.4 oz.
Engine Displacement	75.6 cc
Max. Power (7,000 RPM)	3.8 HP
Max. Engine Speed	7,200 RPM
Fuel Type	Unleaded gas
Fuel Tank Capacity	64.2 oz.
Sound Pressure	74 dB(A)
Dry Weight	22.6 lbs.



MM4
NO OIL MIXING NEEDED

BHX2500CA

24.5 cc MM4® BLOWER

No Fuel Mix Required, Lower Emissions

- Soft grip for less vibration, and convenient cruise control lever
- Compact design with less weight (only 9.8 lbs.)
- Mechanical Automatic Engine Decompression for quicker, easier starts
- Large capacity muffler ensures quieter operation at 67dB(A)
- Dual stage air filter is replaceable and easily accessible
- Powerful and fuel efficient 24.5 cc 4-stroke commercial duty engine

Model BHX2500CA Includes: Extension Pipe, BHX2500, BHX2500CA (665-95009-00), Round End Nozzle, BHX2500 (665-95010-00), Tool Kit, BHX2500 (690-90590-00)

Max. Air Velocity	145 MPH
Air Volume	356 CFM
Crank Case Capacity	2.7 oz.
Engine Displacement	24.5 cc
Max. Power (7,000 RPM)	1.1 HP
Max. Engine Speed	7,800 RPM
Fuel Type	Unleaded gas
Fuel Tank Capacity	17.6 oz.
Sound Pressure	67 dB(A)
Dry Weight	9.8 lbs.

EASY START SPRING-ASSISTED STARTER

LONGER LIFE



Heavy-duty cyclonic-cartridge air filter system for extended air filter life and improved durability



NEW EA6100P53G

20" 61 cc CHAIN SAW 4.6 HP Professional Chain Saw

- Magnesium housing for improved durability and less weight (only 13.2 lbs.)
- Easy Start spring-assisted starter for quick starting with less force
- Heavy-duty cyclonic-cartridge air filter system for improved durability
- Touch & Stop single lever control shuts off engine with just a touch

Model EA6100P53G Includes: 20" Guide Bar (443-053-661), 20" Saw Chain, 3/8", .050" (523-102-072A), 20-24" Chain Cover (952-020-660)

Engine Displacement	3.7 cu.in. (61 cc)
Max. Engine Speed	13,800 RPM
Power Rating	4.6 HP/3.4 kW
Fuel Tank Capacity	27 oz.
Oil Tank Capacity	16 oz.
Chain Pitch	3/8"
Chain Gauge	.050"
Net Weight (w/o bar & chain)	13.2 lbs.
Standard Guide Bar	20"



EA5000P53G

20" 50 CC CHAIN SAW 3.9 HP Professional Chain Saw

- Magnesium housing for improved durability and less weight (only 11.9 lbs.)
- Easy Start spring-assisted starter for quick starting with less force
- Compact design with less weight, (only 11.9 lbs.)
- Touch & Stop single lever control shuts off engine with just a touch
- Large dual spike bar for increased productivity

Model EA5000P53G Includes: 20" Guide Bar (443-053-661), 20" Saw Chain, 3/8", .050" (523-102-072A), 20-24" Chain Cover (952-020-660)

Engine Displacement	3.1 cu.in. (50 cc)
Max. Engine Speed	13,800 RPM
Power Rating	3.9 HP/2.9 kW
Fuel Tank Capacity	15.9 oz.
Oil Tank Capacity	9.1 oz.
Chain Pitch	3/8"
Chain Gauge	.050"
Net Weight (w/o bar & chain)	11.9 lbs.
Standard Guide Bar	20"



DCS642120

20" 64 cc CHAIN SAW
High Power-to-Weight Ratio
4.7 HP Engine

- Easy-starting automatic half throttle lock
- Chain compartment is easy to clean and clears chips away efficiently
- Slide out baffle can be configured for efficient cold weather operation
- Large metal spike bar for increased productivity
- Two point durable inertia/mechanical chain brake

Model DCS642120 Includes: 20" Saw Chain, 3/8", .050" (523-102-072A), 20" Guide Bar (445-050-665), Universal Wrench (941-719-131), Torx Wrench (940-827-000), 20-24" Chain Cover (952-020-660)

Engine Displacement	3.9 cu.in. (64 cc)
Max. Engine Speed	13,500 RPM
Power Rating	4.7 HP/3.5 kW
Fuel Tank Capacity	24.5 oz.
Oil Tank Capacity	14.2 oz.
Chain Pitch	3/8"
Chain Gauge	.050"
Net Weight (w/o bar & chain)	13.9 lbs.
Standard Guide Bar	20"



DCS5121

18" 50 cc CHAIN SAW
Easy Start, Spring-Assisted Starter
for Quick Starting with Less Force

- Compact design with less weight (only 12.3 lbs.)
- Large dual spike bar for increased productivity
- Touch & Stop single lever control shuts off engine with just a touch
- Slide-out baffle can be configured for efficient cold weather operation
- High power-to-weight ratio 3.3 HP engine
- Two point durable inertia/mechanical chain brake

Model DCS5121 Includes: 18" Saw Chain, 3/8", .050" (523-102-064), 18" Guide Bar (446-045-661), 18" Chain Cover (952-020-650)

Engine Displacement	3.1 cu.in. (50 cc)
Max. Engine Speed	13,800 RPM
Power Rating	3.3 HP/2.5 kW
Fuel Tank Capacity	15.9 oz.
Oil Tank Capacity	9.1 oz.
Chain Pitch	3/8"
Chain Gauge	.050"
Net Weight (w/o bar & chain)	12.3 lbs.
Standard Guide Bar	18"



EA4300F40B

16" 42 cc CHAIN SAW
High Power-to-Weight Ratio
3.0 HP engine

- Easy Start, spring assisted starter with optimized engine management reduces force required for starting
- "Tool-less" filter maintenance for operator efficiency
- Compact design with less weight, (only 10.8 lbs.)
- Touch & Stop, single lever operation for immediate shut-off
- Large metal spike bar for increased control when cutting

Model EA4300F40B Includes: 16" Guide Bar (442-040-661), 16" Saw Chain (195400-8), 16" Chain Cover (952-010-640)

Engine Displacement	2.6 cu.in. (42 cc)
Max. Engine Speed	13,500 RPM
Power Rating	3 HP/2.2 kW
Fuel Tank Capacity	16.2 oz.
Oil Tank Capacity	9.5 oz.
Chain Pitch	3/8"
Chain Gauge	.050"
Net Weight (w/o bar & chain)	10.8 lbs.
Standard Guide Bar	16"



EA3201S35B

14" 32 cc CHAIN SAW
Easy Start, Spring-Assisted
for Quick Starting with Less Force

- "Tool-less" chain tensioning for quick and convenient chain adjustment
- Compact design with less weight (only 9.4 lbs.)
- Two point durable inertia/mechanical chain brake
- Touch & Stop single lever control shuts off engine with just a touch
- Large metal spike bar for increased productivity
- High power-to-weight ratio 1.8 HP engine

Model EA3201S35B Includes: 14" Chain (195399-7), 14" Guide Bar (442-035-661), Universal Wrench (941-719-131), 14" Chain Cover (952-010-630)

Engine Displacement	2 cu.in. (32 cc)
Max. Engine Speed	12,800 RPM
Power Rating	1.8 HP/1.3 kW
Fuel Tank Capacity	13.5 oz.
Oil Tank Capacity	9.5 oz.
Chain Pitch	3/8"
Chain Gauge	.050"
Net Weight (w/o bar & chain)	9.4 lbs.
Standard Guide Bar	14"

ELECTRIC FOR EASY OPERATION & MAINTENANCE



UC4030A

16" ELECTRIC CHAIN SAW
Heavy-Duty for Fast
and Efficient Cutting

- One-touch "tool-less" blade and chain adjustments
- Rubberized grip handles are ergonomically designed
- Large trigger switch with soft start for smooth start-ups
- Built-in current limiter helps protect motor
- Large oil reservoir with view window allows operator to check oil level
- Automatic chain oiler for heavy continuous cutting

Model UC4030A Includes: 16" Saw Chain, 3/8"-.050" (196208-3), 16" Guide Bar (442-040-661), 16" Chain Cover (952-010-640)

Guide Bar Length	16"
Chain Speed	2,600 FPM
Chain Pitch	3/8"
Chain Gauge	.050"
AMPS	15
Overall Length	19-3/8"
Net Weight	11 lbs.
Shipping Weight	14.1 lbs.



UC3530A

14" ELECTRIC CHAIN SAW
Heavy-Duty for Fast
and Efficient Cutting

- One-touch "tool-less" blade and chain adjustments
- Rubberized grip handles are ergonomically designed
- Large trigger switch with soft start for smooth start-ups
- Built-in current limiter helps protect motor
- Large oil reservoir with view window allows operator to check oil level
- Automatic chain oiler for heavy continuous cutting

Model UC3530A Includes: 14" Saw Chain, 3/8"-.050" (196207-5), 14" Guide Bar (442-035-661), 16" Chain Cover (952-010-640)

Guide Bar Length	14"
Chain Speed	2,600 FPM
Chain Pitch	3/8"
Chain Gauge	.050"
AMPS	15
Overall Length	19-3/8"
Net Weight	10.8 lbs.
Shipping Weight	13.9 lbs.



5012B

11-3/4" ELECTRIC CHAIN SAW
Compact and Lightweight (9.5 lbs.)

- 5,500 FPM chain speed for extremely fast cutting ability
- Durable poly-carbonate housing for long-lasting performance
- Built-in overload protector for durability
- 11.5 AMP motor powers through stock for smooth and fast cutting
- Special sprocket inside the end of the chain bar for smooth chain action
- Engineered for reliable and durable performance

Model 5012B Includes: 12" Saw Chain, 3/8"-.050" (196519-6), Bar Chain Oil, 100 cc (182229-1), File, 5012B (744003-1), Cord Hook (158024-1)

Guide Bar Length	11-3/4"
Chain Speed	5,500 FPM
Chain Pitch	3/8"
Chain Gauge	.050"
AMPS	11.5
Net Weight (w/o bar & chain)	9.5 lbs.
Overall Length	22"
Shipping Weight	13.2 lbs.



UH6570 / UH5570

25" & 22" ELECTRIC HEDGE TRIMMER
Large Cutting Capacity
and High Performance

- Ergonomic grip design for improved comfort and handling
- Well balanced and with less weight
- Low motor noise level for quiet operation
- Two-hand operation switch, motor runs only when grips are held with both hands
- Large, transparent hand guard permits a good view of the work area

Model UH6570 Includes: Shear Blade Assembly (194669-1), Shear Blade Cover (450490-1), Cord Hook (158024-1), Cord Holder (194677-2)

Model UH5570 Includes: Shear Blade Assembly (194665-9), Shear Blade Cover (450490-1), Cord Hook (158024-1), Cord Holder (194677-2)

Capacities:	Cutting Diameter:	UH6570	1/2"
		UH5570	1/2"
	Cutting Length:	UH6570	25-1/2"
		UH5570	21-5/8"
Blade Speed			1,600 SPM
AMPS			4.8
Overall Length	UH6570 (44-3/4"), UH5570 (40-1/2")		
Net Weight	UH6570 (8.2 lbs.), UH5570 (7.9 lbs.)		
Shipping Weight	UH6570 (10.7 lbs.), UH5570 (10.5)		



NEW HCU02C1

36V LXT® CHAIN SAW
Zero Emissions and up to 40% Quieter Than Gas

- Makita-built motor delivers 1,650 FPM for increased cutting speed
- Lower noise level at only 89 dB(A) for improved user comfort
- "Tool-less" chain adjustments for convenient operation and maintenance
- Front hand guard engineered to actuate chain brake when engaged
- 12" guide bar for increased capacity

Model HCU02C1 Includes: 1 ea. 36V LXT® Battery (BL3622A), Optimum Charger (DC36WA), 12" Guide Bar (165245-8), 12" Saw Chain 3/8", .043" (531-290-046)

Guide Bar Length	12"
Chain Speed	1,650 FPM
Chain Pitch	3/8"
Chain Gauge	.043"
Battery	36V LXT® Lithium-Ion
Overall Length	24-5/8"
Net Weight (w/battery)	10.1 lbs.
Shipping Weight	14 lbs.

18V BATTERIES 36V PERFORMANCE



Uses **2** 18V LXT® Batteries
Batteries not included



NEW XCU02Z

18v X2 LXT® (36V) CHAIN SAW (TOOL ONLY)
Powered by Two 18V LXT® Lithium-Ion Batteries

- Makita-built motor delivers 1,650 FPM chain speed for fast cutting
- Two 18V LXT® Lithium-Ion batteries deliver power and performance without leaving the 18V LXT® platform
- Low noise level at only 89 dB(A) and zero emissions for operator comfort

CONVENIENCE



"Tool-less" chain adjustments

PERFORMANCE



Makita-built motor delivers 1,650 FPM for increased cutting speed

Tool Only - Battery & Charger not included

Model XCU02Z Includes: 12" Guide Bar (165245-8), 12" Saw Chain 3/8", .043" (531-290-046), Chainsaw Oil, Blade Cover; Battery and charger not included

Guide Bar Length	12"
Chain Speed	1,650 FPM
Chain Pitch	3/8"
Chain Gauge	.043"
Battery	2X 18v X2 LXT® Lithium-Ion
Overall Length	24-5/8"
Net Weight (w/battery)	11.2 lbs.
Shipping Weight	11 lbs.



NEW XCU01Z

18v LXT® 4-1/2" CHAIN SAW (TOOL ONLY)
The Perfect Chain Saw for Limbing, Powered by 18V LXT®

- Makita-built motor delivers 980 FPM for increased cutting speed
- 4-1/2" guide bar is ideal for limbing
- "Tool-less" chain adjustments for convenient operation and maintenance
- Zero emissions and reduced maintenance
- Compact and ergonomic design at only 16-5/8" long

Tool Only - Battery & Charger not included

Model XCU01Z Includes: 4-1/2" Saw Chain, 1/4"-.050" (791284-8), 4-1/2" Guide Bar (158476-6); Battery and charger not included

Guide Bar Length	4-1/2"
Chain Speed	980 FPM
Chain Pitch	1/4"
Chain Gauge	.050"
Battery	18V LXT® Lithium-Ion
Net Weight (w/battery)	5.4 lbs.
Shipping Weight	7.3 lbs.



NEW HHU01C1

36V LXT® HEDGE TRIMMER KIT
36V LXT® Lithium-ion Battery Delivers the Cutting Performance of a Corded Trimmer

- Makita-built motor delivers 1,800 SPM for fast cutting
- 25-1/2" blade provides increased cutting capacity
- 6 speed dial (0 - 1,800 SPM) allows the user to match the speed to the application
- Lower noise level at only 86.5 dB(A); up to 30% quieter than gas

Model HHU01C1 Includes: 1 ea. 36V LXT® Battery (BL3622A), Optimum Charger (DC36WA)

Blade Length	25-1/2"
Strokes Per Minute	1,800 SPM
Battery	36V LXT® Lithium-Ion
Overall Length	48-3/4"
Net Weight (w/battery)	11.7 lbs.
Shipping Weight	19.8 lbs.

POWERFUL CUTTING SPEED

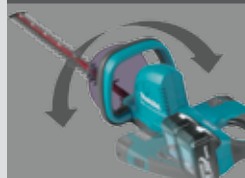


NEW XHU04Z

18v X2 LXT® HEDGE TRIMMER (TOOL ONLY)
Two 18V LXT® Lithium-Ion Batteries Deliver the Cutting Performance of a Corded Trimmer

- Makita-built motor delivers 1,800 SPM for fast cutting
- 25-1/2" blade provides increased cutting capacity
- 6 speed dial (0 - 1,800 SPM) allows the user to match the speed to the application
- Lower noise level at only 86.5 dB(A); up to 30% quieter than gas

PERFORMANCE



5-position rotating rear handle for increased comfort during vertical and angle trimming

SPEED



6 speed dial (0 - 1,800 SPM) allows the user to match the speed to the application

Tool Only - Battery & Charger not included

Model XHU04Z Includes: Blade Cover; Battery and charger not included

Blade Length	25-1/2"
Strokes Per Minute	1,800 SPM
Battery	2X 18v X2 LXT® Lithium-Ion
Overall Length	48-3/4"
Net Weight (w/battery)	13.3 lbs.
Shipping Weight	16.3 lbs.



NEW XHU02Z

18v LXT® HEDGE TRIMMER (TOOL ONLY)
Up to 75 Minutes of Run Time on a Single Charge

- Makita-built motor delivers 1,350 SPM for increased cutting speed
- 22" blade provides increased cutting capacity
- Anti-vibration design (five cushions within the motor housing) helps minimize vibration
- Battery capacity warning system; motor stops and light goes on indicating battery needs recharging (battery and charger sold separately)

Tool Only - Battery & Charger not included

Model XHU02Z Includes: Blade Cover; Battery and charger not included

Blade Length	22"
Strokes Per Minute	1,350 SPM
Overall Length	38"
Battery	18V LXT® Lithium-Ion
Net Weight (w/battery)	7.4 lbs.
Shipping Weight	9.1 lbs.



LXT
BRUSHLESS

NEW XRU04Z Tool Only - Battery & Charger not included

18v LXT® BRUSHLESS STRING TRIMMER (TOOL ONLY)
Up to 90 Minutes of Run Time on a Single Charge

- BL™ Brushless motor delivers up to 6,000 RPM for faster cutting
- Adjustable speed dial (0-3,500 to 0-6,000) allows the operator to match speed to application
- Weighs only 8.6 lbs. with battery (battery not included) for reduced operator fatigue



COMFORT

Weighs only 8.6 lbs. with battery (battery not included) for reduced operator fatigue

Model XRU04Z Includes: Goggles (195246-2), Hex Wrench (783217-7), Accessory Bag (831304-7), Bump and Feed Spool Set (123235-7), Shoulder Strap (125516-5), Hex Wrench (783202-0); Battery and charger not included

Cutting Capacity (diameter)	11-3/4"
No Load Speed	3,500/6,000 RPM
Battery	18v LXT™ Lithium-Ion
Overall Length	72-1/2"
Net Weight (w/battery)	8.6 lbs.
Shipping Weight	18.7 lbs.



NEW XRU02Z

Tool Only - Battery & Charger not included

18v LXT® STRING TRIMMER (TOOL ONLY)
Up to 45 Min. Run Time on a Single Charge

- Makita-built motor delivers 7,800 RPM for faster cutting
- Telescoping shaft (48-1/2" to 56-1/2") for optimum cutting position
- Adjustable 5-position pivoting head for cutting angle adjustment when trimming in tight spaces
- Weighs only 6.4 lbs. with battery (battery not included) for reduced operator fatigue

Model XRU02Z Includes: Trimmer Head, bump and feed (196146-9), Nylon Cord (196148-5); Battery and charger not included

Cutting Capacity (diameter)	10-1/4"
No Load Speed	7,800 RPM
Battery	18v LXT™ Lithium-Ion
Overall Length	10-1/4"
Net Weight (w/battery)	6.9 lbs.
Shipping Weight	8.6 lbs.



NEW XMU02Z

Tool Only - Battery & Charger not included

18v LXT® GRASS SHEAR (TOOL ONLY)
Delivers 1,250 SPM and Up to 2 Hours of Run Time on a Single Battery Charge

- Makita-built motor delivers 1,250 SPM for efficient cutting
- Toboggan-style base frame enables user to quickly adjust height to match the application
- Dual blade action cuts with a shearing effect for improved results
- Compact and ergonomic design at 13-7/8"
- Weighs only 3.6 lbs. with battery (battery not included)

Model XMU02Z Includes: Blade Cover; Battery and charger not included

Cutting Capacity (width)	6-5/16"
Depth Adjustment Range	3/8", 13/16", 1-3/16"
No Load Speed	1,250 RPM
Battery	18v LXT™ Lithium-Ion
Overall Length	13-7/8"
Net Weight (w/battery)	3.6 lbs.
Shipping Weight	4.1 lbs.

PORTABLE & VERSATILE



NEW UB360DWB

36v LXT® BLOWER KIT
Delivers up to 30 min. of Run-Time and is 30% Quieter than Gas

- Makita-built variable 2-speed motor produces a maximum air velocity of 208 MPH with up to 30 min. of continuous run time
- Variable 2-speed (0-10,000 & 0-17,000 RPM) design for optimum speed control
- Lower noise level at only 86 dB(A) for improved user comfort, 30% quieter than gas
- Zero emissions, and reduced maintenance for increased ease of use

Model UB360DWB Includes: 1 ea. 36v LXT™ Battery (BL3622A), Optimum Charger (DC36WA), Long Nozzle (452123-4)

Max Air Volume	400 CFM
Max. Air Velocity	208 MPH
No Load Speed	0 - 10,000 / 0 - 17,000 RPM
Battery	36v LXT™ Lithium-Ion
Sound Pressure	86 dB(A)
Overall Length	36-1/4"
Net Weight (w/battery)	6.8 lbs.
Shipping Weight	7.1 lbs.



Uses 2 18v LXT Batteries
Batteries not included



NEW XBU01Z

18v X2 LXT® (36v) BLOWER (TOOL ONLY)

Two 18v LXT® Lithium-Ion Batteries Deliver up to 30 Minutes of Run Time

- Makita-built motor produces a maximum air velocity of 208 MPH
- Two 18v LXT™ Lithium-Ion batteries deliver the power and run time for corded demands without leaving the 18v LXT™ platform
- Variable 2-speed (0-10,000 & 0-17,000 RPM) design for optimum speed control



INNOVATION

Variable 2-speed (0-10,000 & 0-17,000 RPM) design for optimum speed control

Tool Only - Battery & Charger not included



POWER

Makita-built motor produces a maximum air velocity of 208 MPH

Model XBU01Z Includes: Long Nozzle (452123-4); Battery and charger not included

Max. Air Velocity	208 MPH
No Load Speed	0 - 10,000 / 0 - 17,000 RPM
Battery	2X 18v X2 LXT™ Lithium-Ion
Sound Pressure	86 dB(A)
Overall Length	36-1/4"
Net Weight (w/battery)	8 lbs.
Shipping Weight	7.1 lbs.



DUB182

DUB182Z
Tool Only

18v LXT® BLOWER KIT
179 MPH for Fast Clean-Ups

- Variable speed (0-18,000 RPM) for optimum speed control
- Up to 12 minutes of continuous operation from a single charge at high speed
- Compact and ergonomic design at only 20-3/4" long
- Weighs only 3.9 lbs. with battery for reduced operator fatigue
- Rubberized soft grip handle for increased operator comfort
- Makita-built variable 3-speed motor produces a maximum air velocity of 179 MPH

Model DUB182 Includes: 1 ea. 3.0 Ah Battery (BL1830), Rapid Optimum Charger (DC18RC), Tool Bag

Model DUB182Z Includes: Tool only - battery and charger not included

Air Volume	91 CFM
Max. Air Velocity	179 MPH
No Load Speed	0 - 18,000 RPM
Battery	18v LXT™ Lithium-Ion
Overall Length	20-3/4"
Net Weight (w/battery)	3.7 lbs.
Shipping Weight	3.9 lbs.

Power Equipment Accessories

Chain Saw Accessories

	Size	Chain #	Pitch	Gauge	Nose Type	Model	Bar #
Chain Saw Bar	5"	791248-8	1/4"	.050"	Sprocket w/ Tip Guard	LXCU01Z	158476-6
	12"	196519-6	3/8"	.050"	Sprocket w/ Tip Guard	5012B	163150-3
	12"	531-290-046	3/8"	.043"	Sprocket	HCU02Z2, HCU02C1	165245-8
	14"	196207-5	3/8"	.050"	Sprocket	UC3530A, UC4030A, EA3201S35B, EA4300F40B	442-035-661
	16"	196208-3	3/8"	.050"	Sprocket	UC3530A, UC4030A, EA3201S35B, EA4300F40B	442-040-661
	18"	523-102-064	3/8"	.050"	Sprocket	DCS5121, EA5000P53G, EA6100P53G	443-045-661
	18"	528-086-672	.325"	.058"	Sprocket	DCS5121, EA5000P53G, EA6100P53G	445-045-631
	20"	523-102-072A	3/8"	.050"	Sprocket	DCS5121, EA5000P53G, EA6100P53G	443-053-661
	20"	523-102-072A	3/8"	.050"	Replaceable Sprocket	DCS5121, EA5000P53G, EA6100P53G	713200-A
	20"	523-102-072A	3/8"	.050"	Sprocket	DCS640120, DCS642120	445-050-665



Chain Cover

Model	Part #
UC120DW, XCU01Z	416311-7
UC3530A, DCS34, EA3201S35B, HCU02Z2, HCU02C1, XCU02Z	952-010-630
UC4030A, DCS3416	952-010-640
DCS46018, DCS5121	952-020-650
DCS642120	952-020-660

Description	Model	Chain #
Bar Chain Oil 1 Qt.	All	181119-A
Bar Chain Oil 1 Gallon	Chain Saws	181116-A

	Size	Bar #	Pitch	Gauge	Type	Drive Links	Chain #
Chain Saw Chain	5"	158476-6	1/4"	.050"	25AP	42	791248
	12"	165245-8	3/8"	.043"	91PX	46	531-290-046
	12"	163150-3	3/8"	.050"	91VG	45	791172-9
	14"	442-035-661	3/8"	.050"	91VG	52	196207-5
	16"	442-040-661	3/8"	.050"	91VG	56	196208-3
	18"	446-045-661	3/8"	.050"	72VX	64	523-102-064
	18"	445-045-631	.325"	.058"	33SL	72	528-086-672
	20"	443-053-661, 445-050-665, 713200-A	3/8"	.050"	72VX	72	523-102-072A



Helmets

Description	Model	Part #
"Combo" Helmet		841001-A
Hard Hat (intl. orange)		841006-A

Chain Saw Chaps

Description	Part #
38" Length (large)	841008-A

2-Cycle Synthetic Fuel Mix

Description	Size	Qty.	Model	Part #
Synthetic 2 Cycle Fuel Mix, 2.6 oz.	2.6 oz.	1	All 2-Cycle Models	T-00745
Synthetic 2 Cycle Fuel Mix, 48 pk	2.6 oz.	48		T-00745-48
Synthetic 2 Cycle Fuel Mix, 4.6 oz.	6.4 oz.	1		T-00739
Synthetic 2 Cycle Fuel Mix, 48 pk	6.4 oz.	48		T-00739-48



10W-30 4-Stroke Engine Oil

Description	Size	Qty.	Model	Part #
	2.7 oz.	1	All Makita 4-Stroke Models	195826-4
	2.7 oz.	48		195826-4-48
	6.76 oz.	1		T-02484
	6.76 oz.	12		T-02490



Generator Accessories

Description	Model	Part #
Wheel Kits	G6100R, G6101R, G4300L	110004-A



Blower Accessories

Description	Model	Part #
Vacuum Kit	BHX2500CA, BHX2500CA	195282-8
Flat End Nozzle	BHX2500CA, BHX2500CA	451753-8
Long Nozzle	BUB182Z, DUB182Z	TP00000199



Trimmer/Brush Cutter Accessories

Description	Model	Part #
Brush Cutter Harness	EM2650LH, EM2650UH, EM2652LHN, EM4251CA, EM4250CA	122906-3
Articulating Hedge Trimmer Attachment	EM2650LH, EM2652LHN	126303-5
Brush Cutter Conversion Kit*	EM2650LH, EM2652LHN	196500-7
Pole Pruner Attachment		196315-2



*Includes harness, protector, barrier bar, clamp washer, cup, M10-17 nut, universal wrench

String Trimmer & Brush Cutter Accessories

Trimmer Head			Description		
Description	Model	Part #	Description	Model	Part #
Comfort Trim Bump & Feed	EM2650LH, EM2650UH, EM2652LHN	T-01753A	Bump & Auto Feed	EM4251CA, EM4250CA, EM2650LH, EM2650UH	B-60109
Manual Feed	EM2650LH, EM2650UH, EM2652LHN	713300-C	Bump & Feed	EM4251CA, EM4250CA	B-60143
Bump & Feed	EM2650LH, EM2650UH, EM2652LHN	713301-C	Bump & Auto Feed	Curved Shaft Trimmers	B-60121
Bump & Feed	XRU04Z	123235-7	Fixed Line	EM4251CA, EM4250CA, EM2650LH, EM2650UH, EM2652LHN	B-60115
Bump & Feed	XRU02Z	196146-9			

Brush Cutter Blades

Description	Model	Part #
9" Star Blade, 4 Tooth	EM4251CA, EM4250CA, EM2650UH	B-14118



ACCESSORIES




Celebrating
100 YEARS
of Innovation

IMPACT GOLD



pg. 86-87

SDS-MAX BITS



pg. 94

ULTRA PREMIUM DIAMOND BLADES



pg. 96

METAL-CUTTING SAW BLADES



pg. 107

CARBIDE-TIPPED SAW BLADES



pg. 108

RECIPROCATING SAW BLADES




pg. 110

Impact GOLD®

Xtreme Torsion Technology

**DOUBLE ENDED
POWER BIT** LASTS **20X** LONGER

1 BIT 2 TIPS



PRECISION-FIT TIP
Prevents "Cam-out"
and Stripping

HIGH QUALITY STEEL
for Extra Strength

XTREME TORSION TECHNOLOGY
for High Torque Applications

MAG BOOST NEW
XTREME
HOLDING POWER

VERSATILITY
Fits most brands
1/4" hex power bits



17X
MORE MAGNETIC
THAN STANDARD BITS




NO MAG BOOST
holds only 6 standard
ball bearings



MAG BOOST
holds 100 standard
ball bearings

**IMPACT
SOCKET
ADAPTER** **TILTS**
15° for Tight
Work Areas



**GRIP-IT™
NUTSETTER**




Impact GOLD
GRIP-IT NUTSETTER



STANDARD
MAGNETIC NUTSETTER

Impact GOLD






STANDARD MAGNETIC



Learn More makitatools.com/ImpactGold


THE GOLD STANDARD IN IMPACT DRIVING

Insert Bits

Description	Length	Application	Qty./Pkg.	Part #
	Phillips Insert Bit	Ideal for driving screws in a wide variety of heavy-duty fastening applications including deck building, framing and installing plywood subfloor	#1 1"	4 B-34936
	#2 1"		4 B-34942	
	#2 1"		15 B-34958	
	#2 1"		100 B-42569	
	#3 1"		4 B-34964	
	NEW Torx® Insert Bit		#10 1"	2 B-44644
	#15 1"		2 B-44650	
	#20 1"		2 B-44666	
	#25 1"		2 B-44672	
	#25 1"		25 B-44731	
	#27 1"		2 B-44688	
	#30 1"		2 B-44694	
	#3 1"		2 B-44703	
	NEW Square Insert Bit		#1 1"	2 B-44719
	#2 1"		2 B-44719	
	#2 1"		25 B-44747	
	#3 1"		2 B-44725	


- Engineered with Xtreme Torsion Technology to handle the high torque of leading impact drivers
- Precision-fit tip prevents "cam-out" and stripping
- Lasts up to 10 times longer than standard insert bits
- Combine with an Impact GOLD™ bit holder to last up to 15 times longer than standard insert bits

Double Ended Power Bits

Description	Length	Qty./Pkg.	Part #	
	Phillips Double Ended Power Bit		#1 2-1/2"	3 B-39578
	#2 2-1/2"		3 B-39584	
	#3 2-1/2"		3 B-39590	
	#1 3-1/2"		1 B-39609	
	#2 3-1/2"		1 B-39615	
	#3 3-1/2"		1 B-39621	
#2 6"	1 B-39637			

- One bit with two magnetic tips for quick bit changes, last 20x longer than standard power bits
- Engineered with Xtreme Torsion Technology to handle the high torque of leading impact drivers
- Precision-fit tip prevents "cam-out" and stripping
- Designed exclusively for high-torque impact drivers

NEW Mag Boost

Description	Fits	Part #
 Mag Boost	1/4" hex power bits	B-44971

- Makes power bits magnetic
- 17 times more magnetic than standard bits
- Great for holding screws to the end of the bit in tight situations and long reach
- Fits most brand 1/4" hex power bits

Nutsetters

Description	Length	Qty./Pkg.	Part #
5/16" Nutsetter	1-7/8"	1	B-35047
5/16" Nutsetter	1-7/8"	10	B-42684
3/8" Nutsetter	1-7/8"	1	B-35053
3/8" Nutsetter	1-7/8"	10	B-42690
7/16" Nutsetter	1-7/8"	1	B-35069
7/16" Nutsetter	1-7/8"	10	B-42709



- The exclusive snap-ring is non-magnetic and provides the holding power of standard magnetic nutsetters without the drawback of metal debris build-up
- High quality steel for extra strength
- Ideal for driving hex head nuts and screws in a wide variety of applications

Socket Adapters

Description	Socket Size	Shank Size	Part #
Socket Adapter	3/8"	1/4" hex	B-35075
	1/2"	1/4" hex	B-35081



- Socket adapter tilts up to 15° for work in tight spaces
- Also works in the straight position for increased versatility
- High quality steel for extra strength
- Allows the use of square drive impact sockets with an impact driver
- Ideal for a wide variety of fastening applications

Insert Bit Holders

Description	Length	Qty./Pkg.	Part #
Ultra Magnetic Torsion Insert Bit Holder	2-3/4"	1	B-35097
Torsion Magnetic Insert Bit Holder	2-5/8"	1	B-35106

Insert Bit Holders



- Engineered with Xtreme Torsion Technology to handle the high torque of leading impact drivers
- Combine with an Impact GOLD™ Insert Bit to last up to 15 times longer than standard insert bits
- High quality steel for extra strength
- Ideal for driving screws in a wide variety of heavy-duty fastening applications including deck building, framing and installing plywood subfloor.

Magnetic Driver Bit Sets

Description	Part #
 NEW 7 Pc. Doubled Ended Power Bits with Mag Boost Includes: (1) Mag Boost (3) #2 2-1/2" Phillips Double Ended Power Bit (2) #2 3-1/2" Phillips Double Ended Power Bit (1) #2 6" Phillips Double Ended Power Bit	B-44987
 11 Pc. Torsion Magnetic Insert Bit Set Includes: (1) Magnetic Driver Bit Holder (10) #2 1" Phillips Insert Bit	B-35112
 19 Pc. Ultra Magnetic Insert Bit and Impact Socket Set Includes: (1) Ultra Magnetic Torsion Insert Bit Holder (1) #1 1" Phillips Insert Bit (1) #3 1" Square Recess Insert Bit (3) #2 1" Phillips Insert Bit (1) #15 1" Torx® Insert Bit (1) #3 1" Phillips Insert Bit (1) #20 1" Torx® Insert Bit (1) #2 1" Square Recess Insert Bit (1) #25 1" Torx® Insert Bit (1) 8-pc 1/4" impact socket set	B-42357
 21 Pc. Ultra Magnetic Insert Bit Set Includes: (1) Ultra Magnetic Torsion Insert Bit Holder (1) #1 1" Phillips Insert Bit (1) #3 1" Square Recess Insert Bit (13) #2 1" Phillips Insert Bit (1) #15 1" Torx® Insert Bit (1) #3 1" Phillips Insert Bit (1) #20 1" Torx® Insert Bit (1) #2 1" Square Recess Insert Bit (1) #25 1" Torx® Insert Bit	B-31893

Socket Sets

Description	Part #
9 Pc. 3/8" 6-Point Impact Socket Set Includes: 3/8" Square Drive x 1/4" Socket Adapter, 5/16", 3/8", 7/16", 1/2", 9/16", 5/8", 11/16" and 3/4" Impact Sockets	B-34833



- 3/8 in. square drive socket adapter tilts up to 15° for work in tight spaces, or can be used in the straight position
- Sockets are made from heat-treated alloy steel for Xtreme torque applications
- Black oxide coated sockets to resist corrosion for longer socket life
- High-strength 6-point drive sockets for Xtreme torque applications
- Sockets are ideal for use with impact drivers, impact wrenches, and ratchets

Drill and Driver Bit Sets

Description	Part #
-------------	--------

15 Pc. Drill & Driver Set 784864-A



Includes: (1) "Stubby" Finder/Driver™ Retracting Screw Holder
(7) Insert Bits (1 ea. #1 Phillips, #3 Phillips, #4-5 Slotted, #6-8 Slotted, #2 Robertson) (2 ea. #2 Phillips),
(7) Black Oxide Drill Bits (1/16", 3/32", 1/8", 5/32", 3/16", 7/32" & 1/4"

38 Pc. Impact Drill & Driver Set T-01373



Includes: (4) Black Oxide Drill Bits Sizes: 1/16", 3/32", 1/8", 1/4"
(3) 3.5" Ext. Length Driver Bits
(6) 2" Power Bits: (2) P2, (2) P3, R15, R20
(21) 1" Insert Bit Assortment: Slotted, Phillips, Robertson & Torx
(1) Hex-to-Square Socket Adapter: 1/4"-1/4"
(1) Magnetic Bit Holder
(2) Magnetic Nutsetter: 1/4", 5/16"

70 Pc. Impact Drill & Driver Set T-01725



Includes: (1) Magnetic Bit Holder
(2) 1/4" Hex to Square Adapter: 1/4", 3/8"
(3) Magnetic Nut Drivers: 1/4" 5/16", 3/8"
(2) 4" Wood Boring Drill Bits: 1/2", 3/4"
(7) Hex Shank Drill Bits: 2 x 1/16", 3/32", 2 x 1/8", 3/16", 1/4"
(41) Assorted S2 Steel 1" Insert Bits
(9) Assorted S2 Steel 2" Driver Bits
(5) Assorted S2 Steel 3.5" Driver Bits

Industrial Quad-Drivers

Description	Part #
-------------	--------

NEW 6 Pc. Quad-Driver™ Replacement Drill Bit Set T-02587



Includes: (1) #6 3/32" Drill Bit
(1) #8 7/64" Drill Bit
(1) #10/12 1/8" Drill Bit
(3) Set Screws

Description	Screw Size	Part #
-------------	------------	--------



Countersinks

#8	784835-A
#10	784836-A

- Drill and countersink in one operation
- Drill bit can be adjusted to the desired drilling depth
- May be used with Makita Industrial Quad-Driver System

Description	Screw Size	Part #
-------------	------------	--------



Industrial Quad-Drivers™ #8 784829-A

- Ideal for applications that require drilling and countersinking of holes followed by driving the screw
- Drills and countersinks for #8 size screw in one easy operation
- Convenient locking device allows for quick changes between drilling and driving operation

Insert Bits and Power Bits

Description	Length	Screw size/Type	Qty./Pkg.	Part #
-------------	--------	-----------------	-----------	--------

Phillips



Mak-Bite™	#1	1"	2, 3, 4 wood & sheet metal	1	784311-A
		1"		1	784312-A
	#2	1"	6, 8 wood 6, 8, 10 sheet metal	10	784312-A-10
		1"		50	784312-A-50
	#2	1"	6, 8 wood 6, 8, 10 sheet metal	250	784312-A-250*
Mak-Bite™ Professional Phillips Power Bit	#2	1"	6, 8 wood 6, 8, 10 sheet metal	100	784313-A-100
	#3	1"	6, 8, 10 deck	1	784314-A
	#1	1"	2, 3, 4 wood & sheet metal	1	784315-A
#2	1"	6, 8 wood 6, 8, 10 sheet metal	1	784316-A	
#3	1"	6, 8, 10 deck	100	784316-A-100	
			1	784317-A	



*Cookie Jar Merchandisers

Description	Length	Screw size/Type	Qty./Pkg.	Part #	
Phillips Insert Bits	#1	1"	2, 3, 4 wood & sheet metal	2	784212-0A-2
		1"		10	784212-0A
		1"		10	784211-2A
	#2	1"	Drywall	250	784211-A-250*
Phillips Power Bits		1"		10	784211-B
		1-7/8"		1	784214-0A
	#2	3-1/2"	6, 8 wood 6, 8, 10 sheet metal	1	784305-A
		6"		1	784308-A
		1-7/8"		1	784215-0A
	#3	3-1/2"	6, 8, 10 deck	1	784306-A
	6"		1	784309-A	

Description	Length	Screw size/Type	Qty./Pkg.	Part #	
Torx® Insert Bits	T10	1"	10	1	784220-A
	T15	1"	15	1	784221-A
	T20	1"	20	1	784222-A
	T25	1"	25	1	784223-A
	T27	1"	27	1	784224-A
	T30	1"	30	1	784225-A
	T40	1"	40	1	784226-A

Description	Length	Screw size/Type	Qty./Pkg.	Part #	
Square Recess Insert Bits	#1	1"	6, 8 wood 6, 8, 10 sheet metal	1	784216-A
	#2	1"	5, 6, 7 wood & sheet metal	1	784217-A
	#3	1"	10, 12 wood 12 sheet metal	1	784218-A
Square Recess Power Bits	#1	2-3/4"	6, 8 wood 6, 8, 10 sheet metal	1	784607-A
			6"	1	784610-A
	#2	2-3/4"	5, 6, 7 wood & sheet metal	1	784608-A
			6"	1	784611-A
	#3	2-3/4"	10, 12 wood 12 sheet metal	1	784609-A

Description	Length	Screw size/Type	Qty./Pkg.	Part #	
Double Ended Bits	Phillips/Phillips	1-3/4"		1	784202-3
		2-5/8"	6, 8 wood 6, 8, 10 sheet metal	1	784203-1
		5-7/8"		1	784207-3
	#3	1-3/4"	6, 8 wood 6, 8, 10 sheet metal	2	784202-3-2
		2-5/8"		2	784203-1-2

Description	Part #
-------------	--------

4 Pc. Double Ended Power Bit Set 784200-A-A

Includes: (1) PH1/SL6 (1) PH3/SL10
(1) PH2/SL8 (1) T15/T20

7 Pc. Insert Bit Set 784800-A-A

Includes: (1) PH1 (1) SL4-6 (1) Magnetic Bit Holder
(1) PH2 (1) SL6-8
(1) PH3 (1) SL8-10

8 Pc. Power Screwdriver Bit Set 784400-A-A

Includes: (1) PH1 (1) SL6-8 with finder (1) 1/4" nutsetter
(1) PH2 (1) SL8-10 with finder (1) 1/4" socket adapter
(1) PH3 (1) SL10-12 with finder

Shorty & Regular Finder/Driver with 5 Bits Set 784870-A

Includes: (1) finder/driver (1) SL6-8
(1) shorty finder/driver (1) SQ2
(3) PH2

14pc Shorty Finder/Driver Bit Set 784869-A

Includes: (1) shorty finder/driver (1) SL6-8
(1) PH1 (1) SL10-12
(3) PH2 (1) SQ1
(1) PH3 (2) SQ2
(1) T20 (1) Hex 1/4"
(1) SL4-5

Finders/Drivers™ and Insert Bit Holders

Description	Part #
-------------	--------

"Stubby" Finder/Driver™ 784811-A

Includes: 1 ea. #2 Phillips & 6-8 Slotted Insert Bit

Original Finder/Driver™ 784810-A

Includes: 1 ea. #2 Phillips & 6-8 Slotted Insert Bit

2-3/8" Long Magnetic Insert Bit Holder 784807-9


3" Long Magnetic Insert Bit Holder 784801-1

NEW Hollow Sockets

EASY OVERHEAD FASTENING STREAMLINED Speed. Convenience. Comfort. Durability.

Axial press-fit 1/4" hex shank provides greater durability and torsional strength compared to a one-piece hollow socket

Impact and drill-ready hollow socket design saves time and speeds up fastening applications over extra long bolts, studs and threaded rods




Smooth, chamfered inner well prevents shaft from biting and ruining threads for easy fastening and unfastening

12 point socket provides easy fitment over 6 and 12-point fasteners

1/4" hex shank works directly with both impact drivers and drill-drivers

Hollow socket allows all thread to pass through

Socket Size	Length	Part #
9/16"	3"	B-43290
9/16"	6"	B-43309
9/16"	12"	B-43315
9/16"	18"	B-43331
9/16"	24"	B-43337
3/4"	3"	B-43343
3/4"	6"	B-43359
3/4"	12"	B-43365
3/4"	18"	B-43371
3/4"	24"	B-43387



Hollow socket accelerates fastening over extra long bolts and threaded rod, no more hand-threading

UltraLok™ Fast Connect System

Description	Part #
UltraLok™ Connector For fast connection of 1/4" Hex Shank accessories	784871-A
UltraLok™ 15 Pc. Set Includes: (1) UltraLok™ Connector, (14) Wood/Metal Drill Bits (2) 1/16", 5/64", 3/32", 7/64", 1/8", 9/64", 5/32", 3/16", 11/64", 13/64", 7/32", 15/64", 1/4"	784875-A
UltraLok™ 7 Pc. Set Includes: (1) UltraLok™ Connector, (3) Wood/Metal Drill Bits 1/16", 1/8", 3/16", (3) Power Screwdriver Bits - Phillips & Slotted	784873-A

UltraLok™ allows fast and easy accessory changes in a drill. The UltraLok™ system fits all 3/8" and 1/2" drills. All bits easily connect and disconnect into the UltraLok™ with no drill bit spinout.

Drill Chuck and Impact Chucks

Description	Capacity	Fits Model #	Part #
Keyless Chuck Thread Size: 3/8" - 24	3/8"	6226DWE, 6227DWE, 6228DWE, DA312DWD, DA391DW, DA392DWD	763132-1
	3/8"	6176DW	763184-2
	3/8"	6213D	193692-3
	3/8"	6217DWE	193690-7
	3/8"	FD02	766007-3
Keyless Chuck Thread Size: 1/2" - 20	1/2"	BHP451, BDF451	763191-5
	1/2"	BDF452, BDF452HW, BHP452, BHP452HW	763193-1
	1/2"	LXFD01	766008-1
	1/2"	LXPH03	766015-4

Description	Capacity	Hex Shank	Model	Part #
Keyless Chuck Attachment Converts Impact Driver into Driver-Drill	3/8"	1/4"	1/4" Hex Shank Impact Drivers	763198-1
Keyless Chuck Attachment Converts Key Drill Chuck into Keyless Chuck	3/8"	1/4"	Cordless Driver-Drills	192077-0
Keyed Drill Chuck Attachment Set	3/8"	1/4"	Cordless	191881-4
	3/8"	1/4"		763054-5A
Replacement Shank		1/4"	Impact	784643-3

Nose Piece Assembly

Description	Fits Model #	Part #
Nose Piece Assembly • Converts cordless impact driver to screwdriver • Must be used with magnetic insert bit holder (784801-1) and insert bits	XDT01, XDT04, XDT08, XDT09	194633-2

Socket Adapters and Socket Sets

Description	Socket Size	Hex Shank Size	Part #
Socket Adapter	1/4"	1/4"	785516-A
	3/8"	1/4"	785517-A

Description	Part #
NEW 8 Pc. 1/4" Impact Socket Set Includes: 3/16", 1/4", 5/16", 3/8", 7/16", 1/2", 9/16" Impact Sockets & 1/4" Socket Adapter	T-02369

Nutsetters

Description	Length	Part #
1/4" Magnetic Nutsetter	1-3/4"	784819-A
	2-5/8"	784803-7
5/16" Magnetic Nutsetter	1-3/4"	784820-A
	2-5/8"	784804-5
3/8" Magnetic Nutsetter	1-3/4"	784821-A
	2-5/8"	784802-9
7/16" Magnetic Nutsetter	2-5/8"	784805-3
3 Pc. Magnetic Nutsetter Set Includes: 1/4", 5/16", 3/8" & Storage Holder		784819-A-A

Accessories for 1-1/8" Hex Shank



Fits Makita Model #'s



HM1810



HM1307CB
HM1317CB
HM1500B

- NEW** 1 Self-Sharpening Bull Point
- 1 Bull Point
- 2 Flat Chisel
- 3 Scaling Chisel
- 4 Superkut Chisel
- 7 One Piece Bushing Tool
- 8 Asphalt Cutter

- 9 Digging Chisel
- 10 Clay Spade
- 12 Ground Rod Driver
- 13 Spike/Pin Driver
- 14 Tamper Shank
- 15 Tamper Plate

Accessories for Makita Large Shank



Fits Makita Model #'s



HM1500

- 1 Bull Point
- 2 Flat Chisel
- 3 Scaling Chisel

- 11 Pointed Spade
- 15 Tamper Plate

Accessories for 3/4" Hex



Fits Makita Model #'s



HM1211B

- 1 Bull Point
- 2 Flat Chisel
- 3 Scaling Chisel
- 5 Scraping Chisel
- 7 One Piece Bushing Tool

- 8 Asphalt Cutter
- 10 Clay Spade
- 11 Pointed Spade
- 12 Ground Rod Driver

Accessories for Accessories for SDS-MAX



Fits Makita Model #'s



HM1214C



HM1203C



HM1111C



HM0870C

- 1 Bull Point
- 2 Flat Chisel
- 3 Scaling Chisel
- 5 Scraping Chisel
- NEW** 6 Floor Scraper
- 7 One Piece Bushing Tool
- 8 Asphalt Cutter
- 10 Clay Spade
- 12 Ground Rod Driver

Accessories for Spine



HM0810B

- 1 Bull Point
- 2 Flat Chisel
- 3 Scaling Chisel
- 7 One Piece Bushing Tool
- 10 Clay Spade
- 12 Ground Rod Driver

Accessories for Makita Small



HK1810

- 1 Bull Point
- 3 Scaling Chisel
- 6 Floor Scraper

Caution: For your safety, always use proper accessories on the proper tool. Accessory specifications and limitations (such as speed, size, mounting and guarding requirements etc.) must match the specifications and limitations of the power tool. Use of accessories that are not recommended by Makita may cause injury. Carefully follow tool instruction manual and accessory instructions.

NEW Self-Sharpening Bull Point

STAYS SHARPER LONGER

Self Sharpening Design for Superior Performance Throughout the Life of the Bit



16" Self-Sharpening Bull Point, 1-1/8" Hex (B-45559)

Innovative design keeps the point sharp longer than traditional bits
Improved geometry for faster penetration and more efficient material removal

Demolition and Rotary Hammer Steel

	1-1/8" Hex		Makita Large		3/4" Hex		SDS-MAX		Spline		Makita Small		SDS-PLUS	
	Size	Part #	Size	Part #	Size	Part #	Size	Part #	Size	Part #	Size	Part #	Size	Part #
1 Bull Point Demolition applications and starts holes in concrete	20-1/2" 16"	D-21353 Also fits air tools B-45559 Self-Sharpening	16"	798029-5	12" 18"	751421-A 751422-A	12" 18"	751423-A 751424-A	12" 18"	D-20074 D-19196	8-3/4"	B-06921	10"	D-51144
2 Flat Chisel General purpose chipping, edging and channeling	20-1/2"	D-21369 Also fits air tools	1-3/8"	A-80597	1" x 12" 1" x 18"	751224-A 751225-A	1" x 12" 1" x 18"	751228-A 751231-A	1" x 12" 1" x 18" 2" x 12"	D-20080 D-19205 751234-A			3/4" x 10"	D-51150
3 Scaling Chisel Wide chisel with two cutting angles for chipping dried concrete	3" x 20-1/2"	D-21347 Also fits air tools	4" x 12"	D-23868	3" x 12"	751226-A	1-1/2" x 12" 2" x 12"	751235-A 751229-A	2" x 12" 3" x 12"	D-51172 751233-A	1-3/16" x 6" 2" x 6" 2" x 9"	B-07331 B-07347 B-07010	2" x 8-1/2"	D-51166
4 Superkut Chisel Long lasting chisel provides faster penetration and less resharpening	20-1/2"	751222-A												
5 Scraping Chisel Scrapes and chisels with 45° cutting angle					2" x 12"	751227-A	2" x 12"	751232-A						
6 Floor Scraper General scraping of tile, linoleum floor and clean-up							6" Blade & Assembly 6" Blade Only	T-02593 T-02602			4" Blade & Assembly 4" Blade Only	A-43022 343411-9	4" Blade & Assembly 4" Blade Only	A-30106 343411-9
7 One Piece Bushing Tool Removes excess concrete and roughens surface	1-3/4" x 14-3/4"	751717-A			1-3/4" x 9-3/4"	751714-A	1-3/4" x 10"	751715-A	1-3/4" x 10"	798144-5				
8 Asphalt Cutter Cuts asphalt or hard ground (not for concrete)	5" x 17-1/2"	751620-A			5" x 15"	751624-A	5" x 15"	751625-A						
9 Digging Chisel Deep digs into hard ground and asphalt	3" x 22-1/2"	751621-A												
10 Clay Spade Digs clay, shale, hard packed gravel and dirt	5-1/2" x 20"	751622-A			4-1/2" x 17"	751623-A	4-1/2" x 17"	751626-A	4-1/2" x 17"	798148-7				
11 Pointed Spade Breaks clay, dirt, and hard ground quickly			4-3/4" x 19"	B-10300	4-1/2" x 16"	751107-A								
12 Ground Rod Driver Drives ground rods into the ground	1" I.D. x 2-1/4" x 16"	751102-A			3/4" I.D. x 2-3/4" x 10"	751105-A	3/4" I.D. x 2-3/4" x 10"	751108-A	3/4" I.D. x 2-3/4" x 10"	751109-A				
13 Spike/Pin Driver Drives spikes, anchoring pins, tent stakes and more	1-3/4" I.D. x 14-1/2"	751101-A												
14 Tamper Shank Tamps asphalt and compacts dirt (use with corresponding plate)	15-1/2"	751103-A												
15 Tamper Plate Tamps asphalt and compacts dirt (use with tamper shank)	6" x 6" Square 8" x 8" Square	751710-A 751711-A	7-7/8" Round (Shank & Plate)	A-31485										

Description	Model	Part#
Hammer Grease 30 cc used to lubricate grease reservoir	All Hammers	A-90582

Description	Model	Part#
Oil Supply 100 cc	HM1301	181118-7


Description	Model	Part#
Blow-Out Bulb Blows chips & dust from drilled holes before setting anchor fasteners	All Hammers	765009-6

Description	Model	Part#
Hammer Cart Easy transporting; convenient tubes for accessory storage	HM1307CB, HM1317CB, HM1500B HM1810	122010-A

Accessories for SPLINE

See pg. 93


Fits Makita Model #'s



Accessories for SDS-MAX

See pg. 94



Fits Makita Model #'s



Accessories for SDS-PLUS

See pg. 95

Fits Makita Model #'s



HAMMER BIT GREASE



Description

Size

Part#

For greasing the shanks of bits before installing them in the hammer

100ml

194683-7

*For use with all brands and types of bits for rotary and demolition hammers

Dust Extraction



NEW VC4710

12 GALLON WET/DRY VACUUM

Additional Xtract Vac™ Accessories! See pg. 38



Drilling

Connection Type to Xtract Vac Hose	Applicable Models	Connection Part #
Hose 192108-A	Makita® Hammers HRH01, XRH03, XRH04, HR1830F, HR2475, HR2641, HR2811F	193472-7
Hose 192108-A	Makita® Hammers HR4001C, HR4002, HR4010C, HR4510C	196074-8 (Also Includes Chipping)
Hose 192108-A	Makita® Hammer HR4013C Makita® Hammer HR5212C	NEW 196537-4 (Not shown) 196858-4 (Not shown)
Hose 192108-A	Makita® Hammers HR2611F, XRH01	NEW 195173-3

Chipping

Connection Type to Xtract Vac Hose	Applicable Models	Connection Part #
Hose 192108-A	Makita® Hammers HR4002, HR4010C, HR4510C	196074-8 (Also Includes Drilling)
	Makita® Hammer HR4013C Makita® Hammer HR5212C	NEW 196537-4 (Not shown) 196858-4 (Not shown)
Direct Connection No Connector Necessary	Makita® Hammers HM0870C, HM1111C, HM1203C, HM1214C, HR4002, HR4013C, HR5212C	NEW 196571-4

SPLINE Rotary Hammers Bits

Spline Bits 2-Cutter & 4-Cutter 19



- Extra strong high quality tungsten carbide tips for long life
- Symmetrical, double flute design for reduced vibration and maximum dust removal
- Body annealed to reduce tension for greater torque resistance



Diameter	Usable Length	Overall Length	2-Cutter Part #	4-Cutter Part #
3/8"	5"	10"	711191-A	
	11"	16"	711225-A	
	5"	10"	711192-A	
1/2"	11"	16"	711193-A	
	17"	22"	711194-A	
	24"	29"	711195-A	
5/8"	5"	10"	711198-A	711430-A
	11"	16"	711199-A	711431-A
	17"	22"	711200-A	711432-A
3/4"	5"	10"	711204-A	711435-A
	11"	16"	711205-A	711436-A
	17"	22"	711206-A	711437-A
7/8"	24"	29"	711207-A	711438-A
	31"	36"	711439-A	
	11"	16"	711209-A	711440-A
1"	17"	22"	711210-A	711441-A
	11"	16"	711211-A	711442-A
	17"	22"	711212-A	711443-A
1-1/8"	11"	16"	711215-A	711446-A
	17"	22"	711216-A	711447-A
	11"	16"	711217-A	711448-A
1-1/4"	17"	22"	711218-A	711449-A
	31"	36"	711451-A	
	11"	16"	711221-A	711452-A
1-3/8"	17"	22"	711453-A	
	11"	16"	711222-A	711454-A
	17"	22"	711223-A	
2"	17"	22"	711224-A	

SPLINE Rotary & Demolition Hammer Steel



• Manufactured using state-of-the-art technology CNC machined and forged from a tough alloy material for increased durability and product longevity

1		Bull Point	12	D-20074
			18"	D-19196
2		Flat Chisel	1" x 12"	D-20080
			1" x 18"	D-19205
3		Scraping	2" x 12"	751234-A
7		Scaling Chisel	2" x 12" NEW	D-51172
			3" x 12"	751233-A
10		One Piece Bushing Tool	1-3/4" x 10"	798144-5
12		Clay Spade	4-1/2" x 17"	798148-7
		Ground Rod Driver	3/4" I.D. x 2-3/4" x 10"	751109-A

SPLINE Core Bits

1 Pc. Spline Heavy-Duty Core Bits 20



- For use in non-reinforced concrete, block, brick etc.
- Complete with special carbide tipped centering pin takes part in drilling action
- 1 piece design to maximize power transmission to drilling surface



Diameter	Part #
2"	T-01292
2-5/8"	T-01301
3-1/8"	T-01317
4"	T-01339
5"	T-01345

Spline Adapter

Adapter 22



Description	Part #
Adapter-Spline to SDS-PLUS	T-01367

1 Pc. Core Bit Replacement Accessories 21




Description	Part #
Centering Bit	T-00670
Drift Pin Ejector Key	T-00686

SDS-MAX Rotary Hammer Bits

Made of the highest quality chrome-nickel-molybdenum steel

Aggressive head geometry in primary cutter engineered for use in reinforced concrete



Centering tip features a more aggressive design for faster hole starting

SDS-MAX Bits 4 Cutter



23



Diameter	Usable Length	Overall Length	Part #
1/2"	8"	13"	T-00256*
1/2"	16"	21"	T-00262*
9/16"	16"	21"	T-00278*
5/8"	8"	13"	T-00284
5/8"	16"	21"	T-00290
5/8"	31"	36"	T-00309
3/4"	8"	13"	T-00315
3/4"	16"	21"	T-00321
3/4"	31"	36"	T-00337
7/8"	8"	13"	T-00359
7/8"	16"	21"	T-00365

Diameter	Usable Length	Overall Length	Part #
1"	8"	13"	T-00371
1"	16"	21"	T-00387
1"	31"	36"	T-00393
1-1/8"	10"	17"	T-00402
1-1/8"	16"	23"	T-00418
1-1/4"	10"	15"	T-00424
1-1/4"	18"	23"	T-00430
1-1/4"	31"	36"	T-00446
1-3/8"	18"	23"	T-00452
1-1/2"	18"	23"	T-00474

* 2-Cutter Design

SDS-MAX Rotary & Demolition Hammer Steel

	Description	Size	Part#
1	Bull Point	12" 18"	751423-A 751424-A
2	Flat Chisel	1" x 12" 1" x 18"	751228-A 751231-A
3	Scaling Chisel	1-1/2" x 12" 2" x 12" 3" x 12"	751235-A 751229-A 751230-A
5	Scraping Chisel	2" x 12"	751232-A
7	One Piece Bushing Tool	1-3/4" x 10'	751715-A
8	Asphalt Cutter	5" x 15"	751625-A
10	Clay Spade	4-1/2" x 17"	751626-A
12	Ground Rod Driver	3/4" I.D. x 2-3/4" x 10"	751108-A

SDS-MAX Core Bits

1 piece design to maximize power transmission to drilling surface



- For use in reinforced & non-reinforced concrete, block, brick, etc.
- Specially designed carbide tip geometry for increased penetration
- Core body length: 6"
- Usable drilling depth: 4-3/8"

Specially designed carbide tip geometry for increased penetration

	Diameter	Overall Length	Part #
1 Pc. SDS-MAX Heavy-Duty Core Bits 24	2"	12"	T-00549
	2-5/8"	12"	T-00561
	3-1/8"	12"	T-00583
	4"	22"	T-00636

NEW SDS-MAX General Purpose Steel

	Description	Size	Part#
1	Bull Point	12" 18"	D-36463 D-36479
2	Flat Chisel	1" x 12" 1" x 18"	D-36485 D-36491
3	Scaling Chisel	2" x 12" 3" x 12"	D-36516 D-36522

1 Pc. Core Bit Replacement Accessories 21



Description	Part #
Centering Bit	T-00670
Drift Pin Ejector Key	T-00686

NEW Floor Scraper

	Description	Size	Part#
6	Floor Scraper	6"	T-02593
	Blade Only	6"	T-02602

Manufactured using state-of-the-art technology CNC machined and forged from a tough alloy material for increased durability and product longevity

Thruster® SDS-PLUS Rotary Hammer Bits



- Thruster® Style carbide tip penetrates on contact and plows through rebar
- Reinforced flute engineered for reduced vibration and faster dust removal
- Dynamic chisel shaped head engineered to keep bit in contact with the material during drilling for faster penetration
- Rebar chamfers help keep carbide from chipping
- Self-centering tip is ideal for spot drilling

Diameter	Usable Length	Overall Length	Part #
5/32"	2"	4-1/2"	711226-A
5/32"	4"	6-1/4"	711227-A
3/16"	2"	4-1/2"	711228-A
3/16"	4"	6-1/4"	711229-A
3/16"	6"	8-1/4"	711230-A
3/16"	8"	10"	711231-A
3/16"	10"	12"	711232-A
7/32"	4"	6-1/4"	711234-A
1/4"	2"	4-1/2"	711235-A
1/4"	4"	6-1/4"	711236-A
1/4"	6"	8-1/4"	711237-A
1/4"	9"	11"	711238-A
1/4"	12"	14"	711239-A
5/16"	4"	6-1/4"	711240-A
5/16"	10"	12"	711241-A
3/8"	4"	6-1/4"	711242-A
3/8"	10"	12-1/4"	711243-A
3/8"	22"	24"	711244-A
7/16"	4"	6-1/4"	711245-A
7/16"	10"	12-1/2"	711246-A
1/2"	4"	6-1/4"	711248-A
1/2"	10"	12-1/4"	711249-A
1/2"	16"	18"	711250-A
1/2"	22"	24"	711251-A
9/16"	4"	6-1/2"	711252-A
9/16"	10"	12-1/2"	711253-A
5/8"	6"	8"	711255-A
5/8"	10"	12"	711256-A
5/8"	16"	18"	711257-A
5/8"	22"	24"	711258-A
3/4"	6"	8"	711173-A
3/4"	10"	12"	711174-A
3/4"	16"	18"	711175-A
7/8"	6"	8"	711176-A
7/8"	10"	12"	711177-A
7/8"	16"	18"	711178-A
1"	8"	10"	711179-A
1"	16"	18"	711180-A

16



SDS-PLUS Rotary & Demolition Hammer Steel



• Manufactured using state-of-the-art technology CNC machined and forged from a tough alloy material for increased durability and product longevity

Description	Size	Part #
1 Bull Point	10"	D-51144
2 Flat Chisel	3/4" x 10"	D-51150
3 Scaling Chisel	2" x 8-1/2"	D-51166
Floor Scraper	1-1/2" x 10"	A-30106
Blade Only	4"	343411-9

Adapter 17



• Expands the use of SDS-PLUS tool

Description	Part #
SDS-PLUS Chuck Adapter	D-14087

Dust Cup 18



• Captures dust when performing overhead drilling operations
• Fits up to 9/16" diameter bits

Description	Part #
SDS-PLUS Dust Cup	421342-3

Thruster® Percussion Hammer Bits



- Thruster® Style carbide tip penetrates on contact and plows through rebar
- Thruster® Style reinforced ground flute for efficient dust removal
- Specially heat treated High Alloy Steel for longer life
- Aggressive cutting edge for fast and easy penetration
- Re-sharpenable for extended life
- Also for use with Makita Cordless Hammer Drills



Diameter	Usable Length	Overall Length	Part #
1/8"	1-3/8"	3"7	711260-A*
5/32"	4"	6"	711261-A*
3/16"	1-9/16"	3-1/2"	711262-A
3/16"	4"	6"	711263-A
7/32"	4"	6"	711264-A
1/4"	2-1/8"	4"	711265-A
1/4"	4"	6"	711266-A
5/16"	4"	6"	711268-A
3/8"	4"	6"	711270-A
1/2"	4"	6"	711273-A
1/2"	10"	12"	711274-A

Ⓢ Special 3-flat Shank
*Not Thruster® design

SDS-PLUS Rotary Hammer Bits



25 Pack

- Engineered for reduced vibration and noise emissions
- Central guiding action for accurate holes
- Special impact grade carbide

Diameter	Usable Length	Overall Length	25/Pkg. Part #
5/32"	4"	6-1/4"	D-00810-25
3/16"	2"	4-1/2"	D-00826-25
3/16"	4"	6-1/4"	D-00832-25
3/16"	6"	8-1/4"	D-00848-25
7/32"	4"	6-1/4"	D-00854-25
1/4"	2"	4-1/2"	D-00860-25
1/4"	4"	6-1/4"	D-00876-25
1/4"	6"	8-1/4"	D-00882-25
5/16"	4"	6-1/4"	D-00907-25
3/8"	4"	6-1/4"	D-00929-25
3/8"	10"	12-1/4"	D-00935-25
1/2"	4"	6-1/4"	D-00963-25
1/2"	10"	12-1/4"	D-00979-25
5/8"	6"	8"	D-01002-25

16



Percussion Masonry Bits

- Carbide tipped for long life
- Wide flutes for rapid dust removal
- Re-sharpenable for extended life



Diameter	Usable Length	Overall Length	Part #
3/16"	2-1/2"	4"	711120-A
1/4"	2-1/2"	4"	711121-A
1/4"	3-1/2"	6"	711122-A
1/4"	11-1/2"	13"	711128-A
5/16"	3-1/2"	6"	711123-A
3/8"	3-1/2"	6"	711124-A
3/8"	11-1/2"	13"	711129-A
1/2"	3-1/2"	6"	711125-A
1/2"	11-1/2"	13"	711130-A
5/8"	3-1/2"	6"	711126-A
5/8"	11-1/2"	13"	711131-A
3/4"	3-1/2"	6"	711127-A
3/4"	11-1/2"	3"	711132-A

NEW Diamond Blades – Ultra Premium

CUTTING CONCRETE JUST GOT EASIER Faster Cuts. Less Vibration. Longer Life.

Tensioned Laminate Plates



Improve balance, reduce resonance and limit vibration through the blade

Reinforced Core



Adds stability to the center of the blade and works with the laminate plates to dampen vibration

M-Shaped Segments


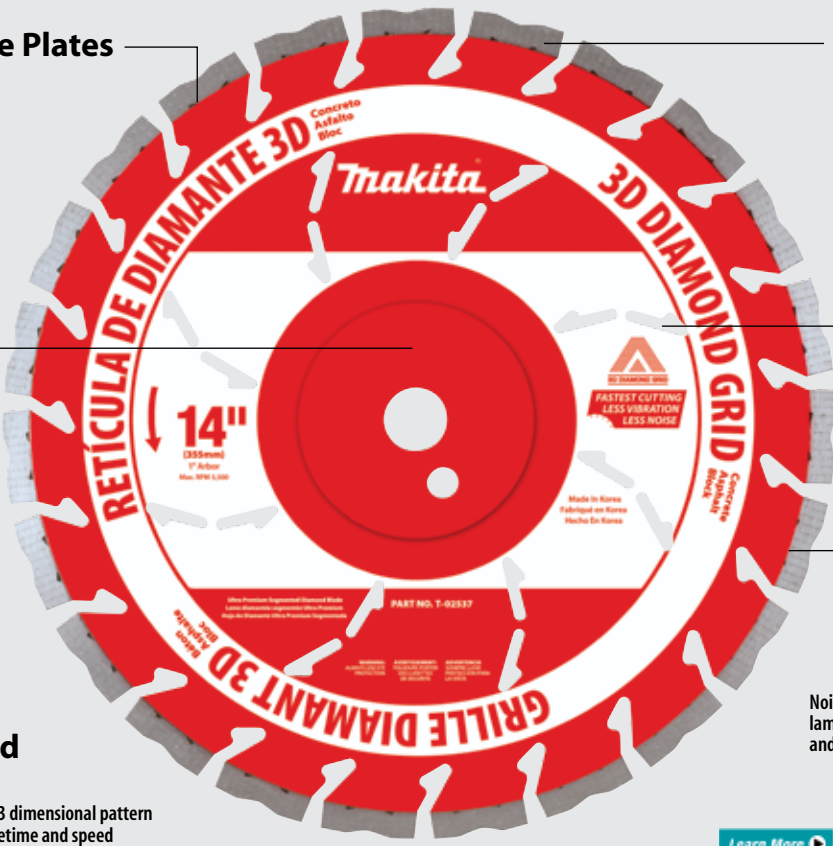


Enhance surface contact to aid cooling, reduce friction and improve acceleration into cuts

Cooling holes engineered to deliver cooler, smoother cutting

Laser welded segments for constant reliable performance throughout the life of the blade

Noise reduction technology utilizes laminate blades which reduce resonance and run significantly quieter



3D Diamond Grid Technology

Each diamond is placed in an even 3 dimensional pattern for unparalleled performance in lifetime and speed

14" Diamond Blade (T-02537)

[Learn More ▶ makitatools.com/UltraPremiumBlades](https://www.makitatools.com/UltraPremiumBlades)

Diamond Blades – Large Diameter

OPTIMUM PERFORMANCE

Faster. Longer. Smoother.

Slots Create Significant Cooling for Segmented Blades

Superior Quality Steel Core

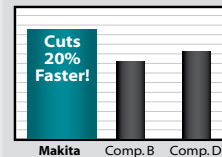
Laser Welded to Ensure the Strongest Joint Possible

Optimum Bond Matrix Provides a Faster, Longer, Smoother Diamond Blade

Highest Quality Diamonds

Faster.

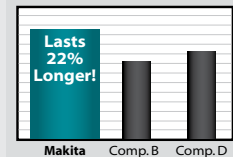
Cutting Speed



Concrete block using 4-1/2" grinder

Longer.

Number of Cuts



Granite using 4-1/2" grinder

Description	Blade Diameter	Arbor	Material	Model	Part #
Segmented Rim Segment slots help deliver a faster cooler cut in multiple applications	10"	5/8"	General Purpose - Cured Concrete, Block, Brick		T-01747
	10"	5/8"	Dual Purpose - Cured Concrete, Block, Brick, Pavers		T-01258
	12"	1", 20mm	General Purpose - Cured Concrete, Block, Brick	DPC6410, DPC7320	A-94720
	12"	1", 20mm	Dual Purpose - Concrete, Asphalt		T-01264
	14"	1", 20mm	Soft Materials - Asphalt, Green Concrete, Sand Stone	EK6101, EK7301, EK7651H * Contractor Pack (3-Pack)	A-94655
	14"	1", 20mm	Hard Materials - Granite, Ceramic, Fire Brick		A-94627
	14"	1", 20mm	General Purpose - Cured Concrete, Block, Brick		A-94736
	14"	1", 20mm	Dual Purpose - Concrete, Asphalt		T-01270
NEW	14"	1", 20mm	General Purpose - Cured Concrete, Block, Brick		A-94932*
	14"	1", 20mm	Cured Concrete, Green Concrete, Asphalt, Block, Brick, Granite		T-02537
	16"	1", 20mm	Soft Materials - Asphalt, Green Concrete, Sand Stone	EK8100	A-94661
	16"	1", 20mm	General Purpose - Cured Concrete, Block, Brick		A-94742
	16"	1", 20mm	Dual Purpose - Concrete, Asphalt		T-01286

Diamond Blades – Small Diameter

22



Segmented Rim

Segment slots help deliver a faster cooler cut in multiple applications



Turbo Rim

Constant contact with material delivers a smoother finish than segmented blades



Continuous Rim

Fast, smooth cuts in tile, porcelain and stone

Description	Blade Diameter	Arbor	Material	Model	Part #
Segmented Rim Segment slots help deliver a faster cooler cut in multiple applications	4"	7/8", 5/8", 20mm	General Purpose - Cured Concrete, Block, Brick	GA4030	A-94677
	4-1/2"	7/8", 5/8", 20mm	General Purpose - Cured Concrete, Block, Brick	9557NB/PB, 9564CV/PC/P, GA4530, GA4534	A-94683
	5"	7/8", 5/8", 20mm	General Purpose - Cured Concrete, Block, Brick	9005B/BZ, 9558PB, 9565CV/PC, GA5010Z, GA5020/Y	A-94699
	6"	7/8", 5/8"	General Purpose - Cured Concrete, Block, Brick	9566CV/PC, GA6010Z, GA6020	A-94708
	7"	7/8", 5/8"	General Purpose - Cured Concrete, Block, Brick	GA7001L, GA7011C, GA7020, GA7021, GA7040S	A-94714
Turbo Rim Constant contact with material delivers a smoother finish than segmented blades	4"	7/8", 5/8", 20mm	General Purpose - Cured Concrete, Block, Brick	GA4030	A-94546
	4"	7/8", 5/8", 20mm	Hard Materials - Granite, Ceramic, Fire Brick		A-94580
	4-1/2"	7/8", 5/8", 20mm	General Purpose - Cured Concrete, Block, Brick	9557NB/PB, 9564CV/PC/P, GA4530, GA4534	A-94552
	4-1/2"	7/8", 5/8", 20mm	Hard Materials - Granite, Ceramic, Fire Brick		A-94596
	4-1/2"	7/8", 5/8", 20mm	Soft Materials - Asphalt, Green Concrete, Sand Stone		A-94633
	5"	7/8", 5/8", 20mm	General Purpose - Cured Concrete, Block, Brick	9005B/BZ, 9558PB, 9565CV/PC, GA5010Z, GA5020/Y	A-94568
	5"	7/8", 5/8", 20mm	Hard Materials - Granite, Ceramic, Fire Brick		A-94605
	7"	7/8", 5/8"	General Purpose - Cured Concrete, Block, Brick	GA7001L, GA7011C, GA7020, GA7021, GA7040S	A-94574
	7"	7/8", 5/8"	Hard Materials - Granite, Ceramic, Fire Brick		A-94611
7"	7/8", 5/8"	Soft Materials - Asphalt, Green Concrete, Sand Stone	A-94649		
	3-3/8"	15mm	For General Purpose Wet/Dry Cutting in Stone and Masonry	4190DW, CC01W	724950-8D
	3-3/8"	15mm	For General Purpose Wet Cutting Tile and Glass		724950-8C
Continuous Rim Fast, smooth cuts in tile, porcelain and stone	4"	7/8", 5/8"	Tile, Porcelain, Stone	GA4030	A-95065
	5"	3/4"	Hard Materials - Granite, Ceramic, Fire Brick	4101RH	A-90934
	7"	7/8", 5/8"	Tile, Porcelain, Stone	GA7001, GA7011C, GA7020, GA7021, GA7040S	A-95087

23



Tuck Point

Dual sandwich design for faster, more efficient removal of material

Creates less dust than solid tuck point blades

NEW

Description	Blade Diameter	Size	Arbor	Material	Model	Part #
Tuck Point Dual sandwich design for faster, more efficient removal of material Creates less dust than solid tuck point blades	4"	1/4"	5/8", 20mm, 7/8"	General Purpose - Mortar Removal Can be used wet or dry	9564CV/PC/P	A-95906
	4-1/2"	1/4"	5/8", 20mm, 7/8"	General Purpose - Mortar Removal Can be used wet or dry		A-95912
		5"	1/4"	5/8", 20mm, 7/8"	General Purpose - Mortar Removal Can be used wet or dry	9565CV/PC



1/4" Thickness



Guard Available See pg. 39

Crack Chaser

22



Crack Chaser

Segmented design for fast material removal

Ideal for cleaning, routing and repairing cracks

Description	Blade Diameter	Arbor	Material	Model	Part #
Crack Chaser Segmented design for fast material removal Ideal for cleaning, routing and repairing cracks	4-1/8"	7/8", 5/8"	Crack Chaser - Cured Concrete, Block, Brick	9564CV/PC/P	D-09606

3/8" Thickness



Drill Bits

ULTRAFAST® Bits

- Technologically advanced split point design - this drill penetrates on contact
- Aggressive chisel and rake angles combined with improved flute clearances provide better chip removal for faster drilling
- Premium high speed steel for a long life; 135° split point drills faster



Diameter	Overall Length	1/Pkg. Part #	2/Pkg. Part #
1/16"	1-7/8"		T-00751
5/64"	2"		T-00767
3/32"	2-1/4"		T-00773
7/64"	2-5/8"		T-00789
1/8"	2-3/4"		T-00795
9/64"	2-7/8"	T-00804	
5/32"	3-1/8"	T-00810	
11/64"	3-1/4"	T-00826	
3/16"	3-1/2"	T-00832	
13/64"	3-5/8"	T-00848	
7/32"	3-3/4"	T-00854	
1/4"	4"	T-00876	
17/64"	4-1/8"	T-00882	
9/32"	4-1/4"	T-00898	

Diameter	Overall Length	1/Pkg. Part #
19/64"	4-3/8"	T-00907
5/16"	4-1/2"	T-00913
21/64"	4-5/8"	T-00929
11/32"	4-3/4"	T-00935
23/64"	4-7/8"	T-00941
3/8"	5"	T-00957
25/64"	5-1/8"	T-00963
13/32"	5-1/4"	T-00979
27/64"	5-3/8"	T-00985
7/16"	5-1/2"	T-00991
29/64"	5-5/8"	T-01002
1/2"	6"	T-01030
1/2"	6"	T-01111*

*3/8" Reduced Shank

High Speed Steel Step Bits



- Drills perfectly round holes in materials such as steel, brass, plastic, and wood
- Ideal for knockouts in electrical junction boxes and cabinets
- Efficiently enlarges and deburs holes
- 1/4" hex shank works directly with impact drivers and driver-drills

Increments	Shank Size	Part #
1/8", 5/32", 3/16", 7/32", 1/4", 9/32", 5/16", 11/32", 3/8", 13/32", 7/16", 15/32", 1/2"	1/4"	711492-A
1/4", 5/16", 3/8", 7/16", 1/2", 9/16", 5/8", 11/16", 3/4"	1/4"	711493-A
1/4", 7/8", 1-1/8"	1/4"	711494-A
1/4", 1/2"	1/4"	711495-A
1/4", 7/8"	1/4"	711496-A
9/16", 5/8", 11/16", 3/4", 13/16", 7/8", 15/16", 1"	1/4"	711497-A

Heavy Duty Spade Bits



- "Spurs" cut cleaner, more accurate holes through hardwood
- The chisel edge design is more positively angled and digs into the wood
- Strong, durable bit lasts under heavy demand
- Available extra-long 16" length for added reach
- 1/4" hex shank works directly with impact drivers and driver-drills

Diameter	6-1/8" Length Part #	16" Length Part #
1/4"	714154-A	
5/16"	714155-A	
3/8"	714156-A	714147-A
7/16"	714157-A	
1/2"	714158-A	714148-A
9/16"	714159-A	
5/8"	714160-A	714150-A
11/16"	714161-A	
3/4"	714162-A	714151-A
13/16"	714163-A	
7/8"	714164-A	714152-A
15/16"	714165-A	
1"	714166-A	714153-A
1-1/8"	714167-A	
1-1/4"	714168-A	
1-3/8"	714169-A	
1-1/2"	714170-A	

Set Description	Part #
6 Pc. Set Includes: 3/8", 1/2", 5/8", 3/4", 7/8", 1"	714171-A

Forstner Bits

- For drilling clean, chip free holes in wood
- Large gullets provide exceptional chip clearance
- Sharp center spur accurately locates the center of hole



Diameter	Shank Size	Overall Length	Part #
1/4"	3/8"	3-1/2"	733308-A
3/8"	3/8"	3-1/2"	733309-A
1/2"	3/8"	3-1/2"	733310-A
5/8"	3/8"	3-1/2"	733311-A
3/4"	3/8"	3-1/2"	733312-A
7/8"	3/8"	3-1/2"	733313-A
1"	3/8"	3-1/2"	733314-A
1-1/8"	3/8"	3-1/2"	733315-A
1-1/4"	3/8"	3-1/2"	733316-A
1-3/8"	3/8"	3-1/2"	733317-A
35mm	3/8"	3-1/2"	733324-A
1-1/2"	3/8"	3-1/2"	733318-A
1-5/8"	3/8"	3-1/2"	733319-A
1-3/4"	3/8"	3-1/2"	733320-A
1-7/8"	3/8"	3-1/2"	733321-A
2"	3/8"	3-1/2"	733322-A
2-1/8"	3/8"	3-1/2"	733323-A

Self Feed Bits



- Used by plumbers, electricians and other tradesmen for boring holes for pipe and conduit in wood
- Outlining spurs accurately define hole diameter
- Threaded screw point pulls the bit into the work providing a fast, easy to use self feeding action
- Heavy duty 1/2" shanks have 3 milled flats for secured gripping by drill chuck

Diameter	For Pipe Diameter	Part #
1"		D-29935
1-1/8"	1/2"	D-29957
1-1/4"	3/4"	D-29963
1-3/8"		D-29979
1-1/2"	1"	D-29985
1-3/4"	1-1/4"	D-29991
2"		D-30003
2-1/8"	1-1/2"	D-30019
2-1/4"		D-30025
2-9/16"	2"	D-30031
3"		D-30047

Set Description	Part #
Double ended screw point for bit 1" to 3"	D-30156
Double ended screw point for bit 3-5/8" to 4-5/8"	D-30162

Titanium Bits **NEW**



- 135° split point geometry for fast starts and reduced walking
- Titanium Nitride (TiN) coating lasts 2.5X longer than non-coated bits
- Fully ground for easy chip removal and long life
- High Speed Steel (HSS) construction for added durability and long life
- 1/4" hex shank works directly with impact drivers and driver-drills

Diameter	Overall Length	Part #
1/8"	3-15/32"	D-23880
5/32"	3-13/16"	D-23905
3/16"	4-7/32"	D-23911
1/4"	4-3/4"	D-23927
5/16"	4-1/2"	D-23933
3/8"	5"	D-23949
Set		D-35318

Masonry Bits **NEW**



- Hex shank design allows for quick and convenient bit changes
- For use drilling holes in masonry and brick
- 1/4" hex shank works directly with impact drivers and driver-drills

Diameter	Overall Length	Part #
1/8"	3"	D-24038
3/16"	3-11/32"	D-24044
1/4"	4"	D-24050

Keyless Chuck Attachment



Description	Part #
Converts 1/4" hex impact driver into 3/8" keyless chuck	763198-1

Hole Saws

Bi-Metal Hole Saws



- 4/6 variable pitch teeth cut faster, last longer
- Extra hard high speed steel teeth
- Flexible, shatter resistant steel body for long life
- Drills through steel and wood
- Deep cutting capacity through 2x4 material

1 2 3 Use with Arbor #: 714060-B, 714061-A or 714062-B which have 1/2" – 20 thread

Description	Pipe Entrance Size	Pipe Tap Size	Mild Steel RPM	Box Part #	Carded Part #
5/8"			530	714002-A	
3/4"			460	714004-A	714004-B
7/8"	1/2"	3/4"	390	714006-A	714006-B
15/16"			370	714007-A	
1"			350	714008-A	714008-B
1-1/16"			325	714009-A	
1-1/8"	3/4"	1"	300	714010-A	714010-B
1-3/16"			285	714011-A	

4 5 Use above with Arbor #: 714063-A or 714065-A which have 5/8" – 18 thread

Description	Pipe Entrance Size	Pipe Tap Size	Mild Steel RPM	Box Part #	Carded Part #
1-1/4"			275	714012-A	714012-B
1-5/16"			260	714013-A	
1-3/8"	1"		250	714014-A	714014-B
1-1/2"		1-1/4"	230	714016-A	714016-B
1-5/8"			210	714018-A	
1-3/4"	1-1/4"	1-1/2"	195	714020-A	714020-B
1-7/8"			180	714022-A	
2"	1-1/2"		170	714023-A	714023-B
2-1/16"			165	714024-A	
2-1/8"			160	714025-A	714025-B
2-1/4"		2"	150	714026-A	714026-B
2-3/8"			140	714028-A	

5 Use above with Arbor #: 714065-A which has 5/8" – 18 thread

Description	Pipe Entrance Size	Pipe Tap Size	Mild Steel RPM	Box Part #	Carded Part #
2-1/2"	2"		135	714029-A	714029-B
2-5/8"		2-1/2"	130	714031-A	
2-3/4"			125	714032-A	714032-B
2-7/8"			120	714033-A	
3"	2-1/2"		115	714034-A	714034-B
3-1/8"			110	714035-A	
3-1/4"		3"	105	714036-A	
3-1/2"			95	714038-A	714038-B
3-5/8"	3"		95	714039-A	
3-3/4"		3-1/2"	90	714040-A	
4"			85	714042-A	714042-B
4-1/8"	3-1/2"		85	714043-A	
4-1/4"			80	714044-A	
4-1/2"	4"		75	714046-A	
4-3/4"		4-1/2"	70	714047-A	
5"			65	714048-A	
6"			55	714050-A	

Set Description Part #



Lock Installation Kit Includes:
 1 ea. - 2-1/8" Bi-Metal Hole Saw
 1 ea. - 1" Bi-Metal Hole Saw
 1 ea. - Arbor Adapter
 1 ea. - Arbor
 714051-B


Arbors with Pilot Drill



Thread Size	Shank Size	Box Part No.	Carded Part #
1/2" – 20	1/4" Round		714060-B
1/2" – 20	3/8" Hex	714061-A	
1/2" – 20	7/16" Hex		714062-B
5/8" – 18	3/8" Hex	714063-A	714063-B
5/8" – 18	7/16" Hex	714065-A	714065-B

Description	Part #
12" Extension for 7/16" Shank Arbors	714067-A
Replacement Pilot Drill	2-3/4" x 1/4" 714069-A 4-1/2" x 1/4" 714068-A
Adapter Nut converts 1/2" – 20 (hex shanks) to 5/8" – 18	714059-A

Industrial Carbide-Tipped Hole Saws



- Lasts 15X longer and drills 2.6X faster than Bi-Metal Hole Saws
- Specially designed carbide tips for cutting clean holes
- Max. cutting depth of 1/8" with 2-1/2" overall length



Expandable Range of Applications Type "C": Cobalt (Included)
 • Stainless Steel
 • Galvanized Iron
 • Aluminum, etc.

Diameter	Part #	Center Bits Type C Part #
5/8"	714070-A	
3/4"	714071-A	
7/8"	714073-A	
1"	714074-A	
1-1/8"	714075-A	
1-1/4"	714077-A	714086-A
1-3/8"	714078-A	
1-1/2"	714079-A	
1-3/4"	714080-A	
2"	714081-A	
2-1/8"	714092-A	
2-1/4"	714082-A	
2-1/2"	714083-A	
3"	714085-A	

4" Angle Grinder Accessory Guide

Part ID	Grinding Wheel	Flex Wheel	Cut-Off Wheel	Resin Fiber Disc	Diamond Blade	Wire Wheel	Wire Cup or Wire Brush	Multi-Disc	Cut-off Wheel
A Wheel Guards Page 100									
B Inner Flanges Page 100									
C Abrasives Pages 101-105									
D Lock Nuts Page 100									

4-1/2" to 9" Angle Grinder Accessory Guide

Part ID	Grinding Wheel	Hubbed Grinding Wheel	Resin Fiber Disc	Wire Wheel	Wire Brush	Diamond Blade	Tuck Point	Multi-Disc	Hubbed Multi-Disc	Cut-off Wheel
A Wheel Guards Page 100										
B Inner Flanges Page 100										
C Abrasives Pages 101-105										
D Lock Nuts Page 100										

A Wheel Guards

Description	Grinder Size	Model	Part #
Wheel Guard For all grinding operations except for cut-off wheels	4"	GA4030	125885-4
	4"	9553NB	125475-5
	4-1/2"	9557NB/PB BGA452, XAG01	125273-5
	4-1/2"	9564CV/PC/P	165053-7
	4-1/2"	GA4530, GA4534	122886-3
	4-1/2"	XAG03, XAG06	123144-0
	4-1/2" (tool-less)	9564CV/PC/P	135107-4
	5"	9005B/BZ	135040-0
	5"	9015A	125097-9
	5"	9558PB	125274-3
	5"	9005B/BZ	125549-2
	5" (tool-less)	9565CV/PC, GA5010Z, GA5020/Y	135108-2
	6"	9016B	134961-3
	6" (tall / tool-less)	GA6010Z, GA6020	135172-3
	6" (short / tool-less)	GA6010Z, GA6020	135110-5
7"	GA7001L	164477-4	
7"	GA7911	191214-3	
7" (tool-less)	GA7020, GA7021, GA7040S	122767-1	
7" (tool-less)	GA7011C	122772-8	
9"	GA7911, GA9020, GA9040S	191215-1	
9" (tool-less)	GA9020, GA9040S	122768-9	

Description	Grinder Size	Model	Part #
Wheel Guard For dust collecting, surfacing	4-1/2" - 5"	Makita 4-1/2" - 5" Grinders Except 9005B	195236-5
	7" - 9"	Makita 7" & 9" Grinders Except GA7911, GA7001L Recommended GA7011C, GA7040S, GA9040S	195386-6*

*Accepts wheels up to 7" in diameter

Description	Grinder Size	Model	Part #
Cut-Off Wheel Guard For cut-off wheel applications	4-1/2"	BGA452, 9564CV/PC/P, XAG01	135103-2
	4-1/2"	GA4530, GA4534, XAG03, XAG06	122910-2
	5"	9005B/BZ	122688-7
	5"	9558PB, 9565CV/PC, GA5010Z, GA5020/Y	122641-3
	6"	GA6010Z, GA6020, 9566CV/PC	165744-0

Description	Grinder Size	Model	Part #
Wheel Guard For dust collecting, cutting	4-1/2" - 5"	9564CV/PC/P, 9565CV/PC	193794-5 (with shoe)
	4-1/2" - 5"	9564CV/PC/P, 9565CV/PC	192618-2
	NEW 5"	9565CV/PC	196846-1

B Inner Flanges

Description	Grinder Size	Model	Part #
Inner Flange	4"	GA4030	224377-1
	4"	N9501BZ	224376-3
	4-1/2", 5", 6"	9557NB/PB, 9564CV/PC/P, 9558PB, 9565PC, GA5010Z, GA5020, GA4534, XAG01, XAG03, XAG06	224399-1
	4-1/2", 5", 6", 7"	9005B/BZ, 9564CV/PC/P, 9565CV, GA7011C	224378-9
	5", 6" (for use with cut-off wheels)	9005B/BZ, 9527NB, GA6010Z	224361-6
	6"	9566CV/PC	224390-9
	7"	GA7001L, GA7911	224111-9
	7", 9"	9077SL, GA7020, GA7021, GA7040S, GA9020, GA9040S	224317-9

D Lock Nuts

Description	Grinder Size	Model	Part #
Lock Nuts For use with flex wheels	4"	GA4030	224541-4
	7"		
Lock Nuts For use with diamond blade, grinding, cut-off*, and multi-disc wheels.	4"	GA4030	194608-1
	4-1/2", 5", 7", 9"	9005B/BZ, 9557NB/PB, 9558PB, 9564CV/PC, 9565CV/PC, GA5010Z, GA5020, GA6020, GA7011C, GA7020, GA7021, GA7031Y, GA7040S, GA9020, GA9040S, GA9031Y, XAG01, XAG03, XAG06	193465-4
	6"	9566CV/PC, GA6010Z, GA6020	224574-9
	7"	GA7001L, GA7911	224512-1

*Use with corresponding cut-off wheel guard & lock nut

Description	Grinder Size	Model	Part #
Lock Nut For use with rubber pads	4"	GA4030	224501-6
	4-1/2" - 9"	9557NB/PB, 9564CV/PC/P, GA4530, GA4534, 9005B/BZ, 9565CV/PC, GA5010Z, GA5020/Y, 9566CV/PC, GA6010, GA6020, GA7001L, GA7911, GV7000C, 9227C, 9227CY, GA7011C, GA7020, GA7021, XAG01, XAG03, XAG06	193048-0

NEW INOX Grinding Wheels

FASTER MATERIAL REMOVAL Less noise. Less vibration. Improved Efficiency.

- Aggressive composition for faster material removal
- Innovative design for reduced noise
- Reduced vibration for superior user experience
- "N" grade hardness is ideal for working with stainless steel



EFFICIENCY

Reduced vibration for superior user experience

NEW Stainless Steel Depressed Center Wheels



Diameter	Thickness	Arbor Hole	Grit	Max.Safe RPM	Model	1/Pkg. Part #	5/Pkg. Part #	10/Pkg. Part #	25/Pkg. Part #
4-1/2"	1/4"	7/8"	36	13,300	9557NB/PB, 9564CV/PC/P, GA4530, GA4534, XAG01, XAG03, XAG06	A-95956	A-95956-5		A-95956-25
5"	1/4"	7/8"	36	13,300	9005B/BZ, 9558PB, 9565CV/PC, GA5010Z, GA5020/Y	A-95962	A-95962-5		A-95962-25
6"	1/4"	7/8"	36	13,300	9566CV/PC, GA6010Z, GA6020	A-95978	A-95978-5		A-95978-25

NEW Hubbed Stainless Steel Depressed Center Wheels



Diameter	Thickness	Arbor Hole	Grit	Max.Safe RPM	Model	1/Pkg. Part #	5/Pkg. Part #	10/Pkg. Part #	25/Pkg. Part #
4-1/2"	1/4"	5/8"-11	36	13,300	9557NB/PB, 9564CV/PC/P, GA4530, GA4534, XAG01, XAG03, XAG06	A-95984	A-95984-5		A-95984-25
5"	1/4"	5/8"-11	36	12,250	9005B/BZ, 9558PB, 9565CV/PC, GA5010Z, GA5020/Y	A-95990	A-95990-5		A-95990-25
6"	1/4"	5/8"-11	36	10,200	9566CV/PC, GA6010Z, GA6020	A-96001	A-96001-5		A-96001-25

C Grinding Wheels

10 General Purpose Metal Depressed Center Wheels



- Aluminum oxide abrasive grains are evenly distributed to give a smooth surface
- Innovative grain structure engineered for optimum performance, efficient material removal and longer wheel life
- Ideal for grinding ferrous metals, metal, polishing and general flat grinding

Diameter	Thickness	Arbor Hole	Grit	Max.Safe RPM	Model	1/Pkg. Part #	5/Pkg. Part #	10/Pkg. Part #	25/Pkg. Part #
4"	3/16"	5/8"	24	13,690		741402-8-1	741402-8		741402-B-25
4"	1/4"	5/8"	24	13,700	GA4030	741402-9-1	41402-9AP		741402-C-25
4"	3/16"	5/8"	36	13,690		741405-2-1	741405-2P		
4-1/2"	1/4"	7/8"	24	11,900	9557NB/PB, 9564CV/PC/P, GA4530, GA4534, XAG01, XAG03, XAG06	741423-0-1	741423-0		741423-B-25
4-1/2"	1/4"	7/8"	36	11,900		741424-8-1	741424-8		
5"	1/4"	7/8"	24	11,000	9005B/BZ, 9558PB, 9565CV/PC, GA5010Z, GA5020/Y	741407-8-1			741407-B-25
7"	1/4"	7/8"	24	8,500	GA7001L, GA7011C, GA7020, GA7021, GA7031Y, GA7040S	741413-3		741413-B-10	
9"	1/4"	7/8"	24	6,600	GA9020, GA9031Y, GA9040S			741421-B-10	

11 Hubbed General Purpose Metal Wheels



- Aluminum oxide abrasive grains are evenly distributed to give a smooth surface
- Innovative grain structure engineered for optimum performance, efficient material removal and longer wheel life
- Ideal for grinding ferrous metals, metal, polishing and general flat grinding

Diameter	Thickness	Arbor Hole	Grit	Max.Safe RPM	Model	1/Pkg. Part #	5/Pkg. Part #	10/Pkg. Part #	25/Pkg. Part #
4-1/2"	1/4"	5/8" - 11	24	11,900	9557NB/PB, 9564CV/PC/P, GA4530, GA4534, XAG01, XAG03, XAG06			741416-B-10	
5"	1/4"	5/8" - 11	24	11,000	9005B/BZ, 9558PB, 9565CV/PC, GA5010Z, GA5020/Y			741417-B-10	
7"	1/4"	5/8" - 11	24	8,500	GA7001L, GA7011C, GA7020, GA7021, GA7031Y, GA7040S			741414-B-10	
9"	1/4"	5/8" - 11	24	6,600	GA9020, GA9031Y, GA9040S			741415-B-10	

10 Masonry Depressed Center Wheels



- Constructed with silicon carbide grade C24
- For surfacing and grinding masonry

Diameter	Thickness	Arbor Hole	Grit	Max.Safe RPM	Model	1/Pkg. Part #	5/Pkg. Part #	10/Pkg. Part #	25/Pkg. Part #
4-1/2"	1/4"	7/8"	24	11,900	9557NB/PB, 9564CV/PC/P, GA4530, GA4534, XAG01, XAG03, XAG06				741426-B-25
5"	1/4"	7/8"	24	11,000	9005B/BZ, 9558PB, 9565CV/PC, GA5010Z, GA5020/Y				741427-B-25

NEW Ultra Thin Cut Off Wheels

FASTER CUTTING 20% Thinner Than Most Competitor Wheels.

Zirconia Aluminum construction makes these wheels ideal for ferrous metals including stainless steel

Ultra thin design requires less energy for improved battery life when used with cordless grinders

60 grit abrasive for cleaner cuts



Ultra Thin Cut-Off Wheels

Diameter	Thickness	Arbor Hole	Grit	Max Safe RPM	Model	1/Pkg. Part #	25/Pkg. Part #
4"	.032"	5/8"	60	15,300	GA4030	B-46143	B-46143-25
4-1/2"	.032"	7/8"	60	13,300	9557NB/PB, 9564CV/PC/P, GA4530, GA4534, XAG01, XAG03, XAG06	B-46159	B-46159-25
5"	.032"	7/8"	60	12,250	9005B/BZ, 9558PB, 9565CV/PC, GA5010Z, GA5020/Y	B-46165	B-46165-25



- .032" thick for faster cutting and reduced material waste
- For making cuts in metal and stainless steel pipes, sheet, and channel

C

Flex & Cut-Off Wheels

14 Super Thin Cut-Off Wheels

Diameter	Thickness	Arbor Hole	Grit	Max. Safe RPM	Model	Stainless 25/Pkg. Part #	Metal 25/Pkg. Part #
4"	3/64" / .045"	5/8"	46	15,280	GA4030	724111-A-25	724114-A-25
4-1/2"	3/64" / .045"	7/8"	46	13,285	9557NB/PB, 9564CV/PC/P, GA4530, GA4534, XAG01, XAG03, XAG06	724112-A-25	724115-A-25
5"	3/64" / .045"	7/8"	46	12,200	9005B/BZ, 9558PB, 9565CV/PC, GA5010Z, GA5020/Y	724113-A-25	724116-A-25
6"	1/16" / .060"	7/8"	46	10,185	9566CV/PC, GA6010Z, GA6020	724118-A-25	724117-A-25



- Super thin design lasts up to 3.5x longer than standard cut-off wheels
- Engineered for less heat discoloration, less material removal and less burring for a better finish

13 Cut-Off Wheels

Diameter	Thickness	Arbor Hole	Grit	Max. Safe RPM	Model	Bulk Shelf Pack Qty.	Metal Bulk * Part #	Metal 10/Pkg. Part #	Masonry 10/Pkg. Part #
4"	3/32" / .090"	5/8"	36	13,600	GA4030	25	A-90358 (*Must be ordered in shelf pack quantity)	724107-5-10	724104-1-10
4"	5/64" / .080"	5/8"	46	14,000					
4"	3/32" / .090"	5/8"	36	15,000					



- For all ferrous materials, steel and cast iron
- For masonry/concrete, marble, slate and more

12 Flex Wheels

Diameter	Thickness	Arbor Hole	Grit	Max. Safe RPM	Model	10/Pkg. Part #
4"	1/8"	5/8"	46	13,700	GA4030	741404-OBP*
4"	1/8"	5/8"	60	13,700		741404-OCP*








- Most versatile wheel for light metal grinding, sanding and cutting



*Use with Plastic Back-up Pad #743009-1A

Warning: Consult owner/operator manual and adhere to all safety precautions for accessory items. Always use recommended guards. Failure to do so may result in serious injury or death from exploding wheels. Refer to ANSI B7.1 and owner/operator manual for proper accessory mounting and grinding procedures. Always wear eye protection that meets ANSI Z87.1 requirements plus a face shield wherever possible. Tools must always be properly guarded.




B Sanding / Polishing Pads & Bonnets


Description	Grinder/Polisher Size	Model	Part #	Description	Grinder/Polisher Size	Model	Part #	
 20 Rubber Pad	4"	GA4030/K	743009-6	 7" Wool Bonnet Tie Back	7"	9227C/CY, 9237C, PV7001C	794176-0	
	4"	PW5001C	743079-5		 7" Hook-and-Loop Pad Compounding	7"	9227C/CY, 9237C, PV7001C	192629-7
	4-1/2"	9557NB/PB, 9564CV/P/PC, GA4530, GA4534, XAG01, XAG03, XAG06	743036-3					
	5"	9005B/BZ, 9015A, 9565CV/PC, GA5010Z, GA5020/Y	743015-1					
	6"	9566CV/PC, GA6010, GA6020	743016-9					
	7", 9"	GA7001L, GA7911, GV7000C, 90775L, 92185B, 9227C, 9227CY, 9237C, GA7011C, GA7020, GA7021, GA7040S	192978-2		 7" Hook-and-Loop Pad Polishing	7"	9227C/CY, 9237C, PV7001C	743403-A
Plastic Pad	5"	GV5000, GA5010	743025-8					
Hook-and-Loop Backing Pad	7"	9227C/CY, 9237C, PV7001C	743052-5	 7-1/2" Hook-and-Loop Foam Pad Polishing	7"	9227C/CY, 9237C, PV7001C	193470-1	

C Wire Brushes

Description	Diameter	Arbor	Max. Safe RPM	Model	Carbon Steel Part #	Stainless Steel Part #
 Crimped Cup	3"	M10 x 1.25	14,000	GA4030	743201-4	
	3"	5/8" - 11	14,000	9005B/BZ, 9557NB/PB, 9558PB, 9564CV/PC, 9565CV/PC, GA4530, GA4534, GA5010Z, GA5020/Y	743205-6	
	4"	5/8" - 11	10,000	9566CV, GA7001L, GA7011C, GA7040S	743207-2	
	6"	5/8" - 11	6,600	GA7001L, GA7011C, GA7020, GA7021, GA9020, GA9040S	743206-B	
 Knot Cup	2-3/4"	M10 X 1.25	14,000	GA4030	743201-5A	743204-A
	2-3/4"	5/8" - 11	14,000	9005B/BZ, 9557NB/PB, 9558PB, 9564CV/PC, 9565CV/PC, GA4530, GA4534, GA5010Z, GA5020/Y	743209-A	743209-B
	4"	5/8" - 11	10,000	9564CV/PC/P, 9565CV/PC, 9566CV/PC, GA7001L, GA7011C, GA7020, GA7021, GA7040S	743208-0A	
	6"	5/8" - 11	6,600	GA7001L, GA7011C, GA7020, GA7021, GA9020, GA9040S, GA9040S	743206-A	

C Wire Wheels

Description	Diameter	Arbor	Max. Safe RPM	Model	Carbon Steel Part #	Stainless Steel Part #
 Stringer Bead Twist Wheel	4"	M10 x 1.25	20,000	GA4030	743203-5A	743204-B
	4"	5/8" - 11	20,000	9005B/BZ, 9557NB/PB, 9558PB, GA4530, GA4534, GA5010Z, GA5020/Y	743213-A	743213-B
	5"	5/8" - 11	12,500	9005B/BZ, 9557NB/PB, 9558PB, GA7001L, GA7011C, GA7020/21, GA9020, GA9040S	743216-A	
 Knot Full Cable Twist Wheel	4"	M10 X 1.25	20,000	GA4030		743203-4B
	4"	5/8" - 11	20,000	9564CV/PC/P, 9565CV/PC, 9566CV/PC, GA7001L, GA7011C, GA7020, GA7021, GA7040S	743211-A	743214-A
	5"	5/8" - 11	12,500	9564CV/PC/P, 9565CV/PC, 9566CV/PC, GA7001L, GA7011C, GA7020, GA7021, GA7040S	743217-A	
 Knot Standard Twist Wheel	6"	5/8" - 11	12,500	GA7001L, GA7011C, GA7020, GA7021, GA7040S, GA9020, GA9040S	743218-A	
	4"	M10 X 1.25	20,000	GA4030	743203-4C	
	4"	5/8" - 11	20,000	9005B/BZ, 9557NB/PB, 9558PB, GA4530, GA4534		743212-A

 Small Angle Grinder Adapters	Allows cup or wheel with 5/8"-11 arbors to fit M10 x 1.25 arbors	323015-A
	Allows cup or wheel with 5/8"-11 arbors to fit M10 x 1.50 arbors	323016-A

Warning: Consult owner/operator manual and adhere to all safety precautions for accessory items. Always use recommended guards. Failure to do so may result in serious injury or death from exploding wheels. Refer to ANSI B7.1 and owner/operator manual for proper accessory mounting and grinding procedures. Always wear eye protection that meets ANSI Z87.1 requirements plus a face shield wherever possible. Tools must always be properly guarded.

C Multi-Discs

Angled Design (Type 29)



Zirconium abrasive grain provides consistent high cut rate, runs cooler and lasts longer than aluminum oxide

4



Phenolic backing prevents backing from scratching work surface

Angled design for increased contact area

- For metal, wood and plastic

15 General Purpose Depressed Center Wheels (Angled Type 29)

Diameter	Arbor Hole	Grit	Max. Safe RPM	Model	Carded Part #	10/Pkg. Part #
4"	5/8"	36	11,200	GA4030	741840-A	741810-B-10
4"	5/8"	60	11,200		741841-A	741811-B-10
4"	5/8"	80	11,200		741842-A	741812-B-10
4"	5/8"	120	11,200		741843-A	741813-B-10
4-1/2"	7/8"	36	11,000	9557NB/PB, 9564CV/PC/P, GA4530, GA4534, XAG01, XAG03, XAG06	741844-A	741814-B-10
4-1/2"	7/8"	60	11,000		741845-A	741815-B-10
4-1/2"	7/8"	80	11,000		741846-A	741816-B-10
4-1/2"	7/8"	120	11,000		741847-A	741817-B-10
5"	7/8"	36	10,400	9005B/BZ, 9558PB, 9565CV/PC, GA5010Z, GA5020/Y		741818-B-10
5"	7/8"	60	10,400			741819-B-10
5"	7/8"	80	10,400			741820-B-10
5"	7/8"	120	10,400			741821-B-10
7"	7/8"	36	6,600	GA7001L, GA7011C, GA7020, GA7021, GA7031Y, GA7040S	741848-A	741822-B-10
7"	7/8"	60	6,600		741850-A	741823-B-10
7"	7/8"	80	6,600			741824-B-10
7"	7/8"	120	6,600			741825-B-10



LASTS 20X LONGER THAN RESIN FIBER DISCS

- Insures 90% of the abrasive material is in contact with the work surface, providing a superior cut rate and maximum disc life.
- Applications: weld head blending, remove weld slag, deburring, edge blending, surface conditioning & metal fabrication
- Works at 10° to 25° angle

16 General Purpose Hubbed Wheels (Angled Type 29)

Diameter	Arbor Hole	Grit	Max. Safe RPM	Model	Carded Part #	10/Pkg. Part #
4-1/2"	5/8" - 11	36	11,000	9557NB/PB, 9564CV/PC/P, GA4530, GA4534, XAG01, XAG03, XAG06		741832-B-10
4-1/2"	5/8" - 11	60	11,000			741833-B-10
4-1/2"	5/8" - 11	80	11,000			741834-B-10
4-1/2"	5/8" - 11	120	11,000			741835-B-10
7"	5/8" - 11	36	6,600	GA7001L, GA7011C, GA7020, GA7021, GA7031Y, GA7040S		741836-B-10
7"	5/8" - 11	60	6,600			741837-B-10
7"	5/8" - 11	80	6,600			741838-B-10
7"	5/8" - 11	120	6,600			741839-B-10



- For metal, wood and plastic
- Works at 10° to 25° angle

Flat Design (Type 27)



Zirconium abrasive grain provides consistent high cut rate, runs cooler and lasts longer than aluminum oxide



Phenolic backing prevents backing from scratching work surface

Flat design great for use on joints, corners and edges

15 General Purpose Depressed Center Wheels (High Density Flat Type 27)

Diameter	Arbor Hole	Grit	Max. Safe RPM	Model	Carded Part #	10/Pkg. Part #
4-1/2"	7/8"	40	11,000	9557NB/PB, 9564CV/PC/P, GA4530, GA4534, XAG01, XAG03, XAG06		741826-B-10
4-1/2"	7/8"	60	11,000			741827-B-10
4-1/2"	7/8"	80	11,000			741828-B-10
7"	7/8"	40	6,600	GA7001L, GA7011C, GA7020, GA7021, GA7031Y, GA7040S		741829-B-10
7"	7/8"	60	6,600			741830-B-10
7"	7/8"	80	6,600			741831-B-10



LASTS 30X LONGER THAN RESIN FIBER DISCS

- For metal, wood and plastic
- Conforms to flat or irregular surfaces
- Excellent finish consistency at a working angle of 0° to 15°

15 Masonry Depressed Center Wheels (Flat Type 27)

Diameter	Arbor Hole	Grit	Max. Safe RPM	Model	Carded Part #	10/Pkg. Part #
4"	5/8"	24	13,000	GA4030		A-90130
4-1/2"	7/8"	24	12,000	9557NB/PB, 9564CV/PC/P, GA4530, GA4534, XAG01, XAG03, XAG06		A-90249



- For brick, stone and concrete

Warning: Consult owner/operator manual and adhere to all safety precautions for accessory items. Always use recommended guards. Failure to do so may result in serious injury or death from exploding wheels. Refer to ANSI B7.1 and owner/operator manual for proper accessory mounting and grinding procedures. Always wear eye protection that meets ANSI Z87.1 requirements plus a face shield wherever possible. Tools must always be properly guarded.

NEW Straight Grinder Wheels

FASTER MATERIAL REMOVAL Aggressive. Versatile. Heavy Duty.



Aluminum oxide abrasive for use in a variety of metals

Aggressive grit for efficient material removal



General Purpose Metal Depressed Center Wheels



Diameter	Arbor	Grit	Model	Part #
5"	13/16"	24	GS5000	B-28852
5"	13/16"	36	GS5000	B-28868

Resin Fiber Discs

17 Resin Fiber Discs



- Superior stock removal for increased efficiency
- Specially formulated resin bond coat for increased durability and efficiency
- Ideal for use on metal and wood
- Applications include blending, deburring, finishing, and grinding
- Use with corresponding rubber pad and lock nut

Diameter	Arbor Hole	Grit	Max.Safe RPM	Model	5/Pkg. Part #	25/Pkg. Part #	
4"	5/8"	24	15,000	GA4030	742036-A-5	742036-B-25	
4"	5/8"	36	15,000		742037-A-5	742037-B-25	
4"	5/8"	50	15,000		742038-A-5	742038-B-25	
4"	5/8"	80	15,000		742039-A-5	742039-B-25	
4"	5/8"	100	15,000		742087-A-5	742087-B-25	
4"	5/8"	120	15,000		742040-A-5	742040-B-25	
4-1/2"	7/8"	24	13,000	9557NB/PB, 9564CV/PC/P, GA4530, GA4534, XAG01, XAG03, XAG06	794104-A-5	794104-B-25	
4-1/2"	7/8"	36	13,000		794105-A-5	794105-B-25	
4-1/2"	7/8"	50	13,000		794106-A-5	794106-B-25	
4-1/2"	7/8"	80	13,000		794107-A-5	794107-B-25	
4-1/2"	7/8"	120	13,000		794108-A-5	794108-B-25	
5"	1/2"	24	11,900		GV5010	742106-A	742106-B-25
5"	1/2"	36	11,900	742107-A		742107-B-25	
5"	1/2"	50	11,900	742108-1		742108-B-25	
5"	1/2"	80	11,900	742109-9		742109-B-25	
5"	1/2"	120	11,900	742110-4		742110-B-25	
5"	7/8"	24	11,900	742072-A-5		742072-B-25	
5"	7/8"	36	11,900	9005B/BZ, 9558PB, 9565CV/PC, GA5010Z, GA5020/Y	742073-A-5	742073-B-25	
5"	7/8"	50	11,900		742074-A-5	742074-B-25	
5"	7/8"	80	11,900		742075-A-5	742075-B-25	
5"	7/8"	120	11,900		742076-A-5	742076-B-25	
7"	7/8"	16	8,550		GA7001L, GA7011C, GA7020, GA7021, GA7031Y, GA7040S	742067-A-5	742067-B-25
7"	7/8"	24	8,550			742069-A-5	742069-B-25
7"	7/8"	36	8,550	742089-A-5		742089-B-25	
7"	7/8"	50	8,550	742070-A-5		742070-B-25	
7"	7/8"	80	8,550	742071-A-5		742071-B-25	
7"	7/8"	120	8,550	742091-A-5		742091-B-25	

Die Grinder Accessories

Collet Cone


- For securing wheels and points



Shank Size	Model	Part #
1/8"	906H,	763626-6
1/4"	GD0600, XDG01	763625-8
1/8"	GD0800C,	192987-1
1/4"	GD0801C	192986-3
1/8"	LXDG01	763672-9
1/4"		763673-7

Wheel Point

- For hardened steel



Shank Size	Model	Part #
1/4"	GD0600, GD0601, GD0800C, GD0810C, GD080K, XDG01	741616-9
1/4"		741617-7

Vise Holder Set



Model	Part #
GD0800C	193141-0

NEW Single Layer Diamond Blades for Metal Cutting

Diamond coated cutting edge lasts 100 times longer than standard abrasive blades

High quality steel core for true cuts



Designed to cut metal pipe, studs, angle, rebar and threaded rod

For use with 14" Cut-Off Saws including Makita 2414DB and 2414NB

Description	Blade Diameter	Arbor	Material	Qty./Pkg.	Model	Part #
Metal Cutting Diamond Blade for Chop Saws	14"	1"	Steel, Studs, Angle Iron, Channel, Steel Pipe	1	2414NB, 2414DB	D-42597

Large Cut-Off Wheels

Description	Blade Diameter	Arbor	Material	Qty./Pkg.	Model	Part #
Power Cutter Abrasive Cut-Off Wheels	12"	1"	Concrete, Stone, Masonry and Asphalt	10	4112H, DPG6410, DPC7320	965-210-611 965-210-621
	12"	1"	Ferrous Metals	10		
	14"	1"	Concrete, Stone, Masonry and Asphalt	10	4114, EK6101, EK7301,	965-210-222
	14"	1"	Ferrous Metals	10	EK7651H	965-210-212
Chop Saw Abrasive Cut-Off Wheels	16"	20mm	Concrete, Stone, Masonry and Asphalt	1	EK8100	966-161-020
	12"	1"	Steel, Studs, Angle Iron, Channel, Steel Pipe	5	2412N	724504-5
	14"	1"	Steel, Studs, Angle Iron, Channel, Steel Pipe	5		A-93859-5
	14"	1"	Angle Iron, Channel, Steel Pipe	25	2414NB, 2414DB	A-93859-25
	14"	1"	Steel, Studs, Angle Iron, Channel, Steel Pipe	5		B-10849-5
	14"	1"	Angle Iron, Channel, Steel Pipe	25		B-10849-25
16"	1"	Steel, Studs, Angle Iron, Channel, Steel Pipe	5	2416S	724701-3	

Nibbler & Shear Accessories

Description	Model	Part #
Shear Blades	Right Blade	725092-5
	Center Blade	JS1300, XSJ01 725094-1
	Left Blade	725093-3
	Left & Right Blade Set	JS1670 792536-0
	Center Blade	792537-8
	Blade Set	JS1600 191383-0
	Blade Set	JS3200 792287-5
	Side Blade Set	725130-3
	Center Blade Set	JS8000 725129-8
	Shear Blade Kit	135168-4
Side Blade Set	JS1600 792533-6	
Center Blade Set	792534-4	

Punch



Model	Part #
JN1600	792265-5
JN1601, XNJ01	A-83951
JN3200	792278-1

Die



Model	Part #
JN1600	792264-7
JN1601, XNJ01	A-15051
JN3200	792292-2

Band Saw Accessories

Workpiece Thickness	TPI	5/Pkg. Part #
1/4" - 1/2"	14	B-40543
1/8" - 1/4"	18	B-40559
- 1/8"	24	B-40565

Bi-Metal Band Saw Blades

32-7/8" x 1/2" x 0.020" **NEW**

- Improved welding process for longer life
- Durable bi-metal construction
- Designed to cut non-ferrous metal, mild steel, cast steel, cast iron and stainless steel



Workpiece Thickness	TPI	1/Pkg. Part #
1/2" +	10	792557-B
1/4" - 1/2"	14	792557-A
1/8" - 1/4"	18	792556-A
- 1/8"	24	792555-A

44-7/8" x 1/2" x .020"

- Bi-Metal construction for up to 3x longer life than carbon blades
- Ideal for cutting a wide variety of materials including, rebar, pipe, all thread and channel



Cutting Wax

- Extends blade life with easier cutting

Model	Part #
2107F/K, XBP01, XBP02	191897-9

Steel / Ferrous Metals

Ferrous Metal

Carbide Tooth Design for longer cutting life



Ultra Thin Kerf for faster more efficient cutting

Modified Triple Chip Grind for increased efficiency and life



BURR-FREE CUTTING.
Cool to the Touch
and Less Cost Per Cut.




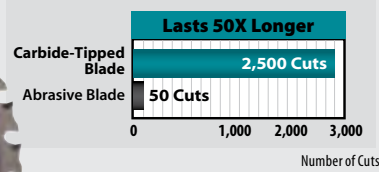
Carbide Abrasive



Carbide Abrasive



Carbide Abrasive



Cutting test performed in 2" x 2" x 1/4" Angle Iron



Diameter	Blade Type	No. Teeth	Arbor	Application	Model	Part #
5-3/8"	Ferrous Metal	30	5/8"	For cutting pipe, angle iron and channel	XSC01	A-95037
5-3/8"	Ferrous Metal - Thin Gauge	50	5/8"	For cutting thin gauge corrugated sheet, metal studs and more	XSC01	A-94524
6-1/4"	Ferrous Metal	46	5/8"	For cutting pipe, angle iron and channel	5046DWDE	A-90685
6-1/4"	Ferrous Metal - Thin Gauge	56	5/8"	For cutting thin gauge corrugated sheet, metal studs and more	5046DWDE	A-90691
7-1/4"	Ferrous Metal	38	5/8"	For cutting sheet, metal studs, angle iron, rebar, pipe and tubing	4131	A-93821
7-1/4"	Ferrous Metal	48	5/8"	For cutting sheet, corrugated, metal studs, angle iron, rebar, pipe and tubing	4131	A-93837
7-1/4"	Ferrous Metal - Thin Gauge	70	5/8"	For cutting thin gauge sheet, corrugated and metal studs	4131	A-93843
7-1/4"	Ferrous Metal	36	5/8"	For cutting sheet, metal studs, angle iron, rebar, pipe and tubing	4131	A-93815*
12"	Ferrous Metal	60	1"	For cutting tubing, angle iron, channel and pipe	LC1230	A-90532
12"	Ferrous Metal	60	1"	For quiet cutting tubing, angle iron, channel and pipe	LC1230	A-90722
12"	Ferrous Metal - Thin Gauge	78	1"	For cutting thin gauge tubing, angle iron, channel and pipe	LC1230	A-90875

*Cermet Tipped

Stainless Steel

Stainless Steel



Ultra Thin Kerf for faster more efficient cutting

Special Geometry for increased cutting efficiency



Special Alloy Tip for longer cutting life in stainless steel



Industrial Carbide-Tipped Hole Saws Available See pg. 99



Diameter	Blade Type	No. Teeth	Arbor	Application	Model	Part #
5-3/8"	Stainless Steel - Thin Gauge	56	5/8"	For cutting thin gauge tubing, angle iron, channel and sheet	XSC01	A-95794
7-1/4"	Stainless Steel - Thin Gauge	64	5/8"	For cutting thin gauge sheet, metal studs, angle iron and pipe	4131	A-95875
12"	Stainless Steel	76	1"	For cutting tubing, angle iron, channel and pipe	LC1230	A-91039
12"	Stainless Steel - Thin Gauge	100	1"	For cutting thin gauge tubing, angle iron, channel and pipe	LC1230	A-95803

NEW Aluminum

Perfectly tensioned for flat, true run



Hardened steel for added durability, efficiency, and long life




Carbide-Tipped
Carbide-tipped blades cut cleaner than abrasive blades with burr-free ends that are cool to the touch




Diameter	Blade Type	No. Teeth	Arbor	Application	Model	Part #
5-3/8"	Aluminum	50	5/8"	For cutting thin gauge tubing, angle iron, channel and sheet	XSC01	A-95940

Carbide-Tipped Saw Blades




Exclusive dual-beveled tooth face has two 10° angles



High grade C-3, fine-grain Tungsten carbide tips for longer durability



"M" shaped tooth has two cutting points to provide the speed of a 24 tooth with the finish of a 48 tooth




ULTRA-COATED

Ultra-Coated blades provide reduced pitch build-up



General Contractor



Framing



Framing

Diameter	Blade Type	No. Teeth	Arbor	Grind	Hook	Plate	Kerf	Max. Speed	Model	Part #
3-3/8"	General Purpose	20T	15mm	ATB	20°	.028"	.039"	2,240	SH01W	A-95021
3-3/8"	General Purpose	24T	15mm	ATB	24°	.039"	.078"	2,240	SH01W	721005-A
4-3/8"	General Purpose	12T	20mm	ATB	22°	.049"	.073"	13,890	4200NH	A-90093
4-3/8"	General Purpose	24T	20mm	ATB	10°	.055"	.078"	13,890		721107-6A
5-3/8"	General Purpose	16T	5/8"	ATAF	20°	.039"	.059"	4,500	XSS03	A-94904
5-1/2"	General Purpose	18T	5/8"	ATB	20°	.055"	.078"	10,900	5005BA	792335-0
6-1/2"	Crosscutting	48T	20mm	ATB	8°	.062"	.087"	9,250	SP6000K/K1	B-07353
6-1/2"	General Purpose	24T	5/8"	ATB	20°	.039"	.059"	4,770		A-85092
6-1/2"	General Purpose	40T	5/8"	ATB	18°	.039"	.063"	4,770	XSH03, XSS01	A-90314
7-1/4"	General Contractor	16T	5/8"	ATB	25°	.049"	.073"	8,300		A-90009-B-10 (10/pk)
7-1/4"	General Contractor	24T	5/8"	ATB	15°	.047"	.071"	8,300	5007F, 5007FA, 5007MG, 5007MGA, 5377MG, HS7600, 5477NB, XSH01	D-45989-10 (10/pk)
7-1/4"	Framing	24T	5/8"	"M"	15°	.047"	.071"	8,300		A-94839-10 (10/pk)
7-1/4"	Ultra-Coated Framing	24T	5/8"	"M"	15°	.047"	.071"	8,300		A-94530-10 (10/pk)
7-1/4"	Fine Crosscutting	40T	5/8"	ATB	20°	.049"	.073"	8,500		721251-A
8-1/4"	Framing	24T	5/8"	ATB	20°	.051"	.078"	5,700	5008MGA	D-21521
8-1/4"	Fine Crosscutting	40T	5/8"	ATB	20°	.055"	.079"	5,700		792377-A
10-1/4"	Framing	24T	5/8"	ATB	20°	.063"	.091"	5,870	5104	A-94910
16-5/16"	Beam & Timber	32T	1"	ATB	20°	.07"	.109"	3,500	5402NA	A-90956
16-5/16"	Beam & Timber	60T	1"	ATB	20°	.078"	.109"	3,500		792118-8

◀ Indicates cordless models

NEW FMF Special Edition Steel Saw Blade – Official Power Tool of the Mexican National Team (FMF™)

Diameter	Blade Type	No. Teeth	Arbor	Grind	Hook	Plate	Kerf	Max. Speed	Model	Part #
7-1/4"	FMF Framing	24T	5/8"	"M"	15°	.047"	.071"	8,300	5007F, 5007FA, 5007MG, 5007MGA, 5377MG, HS7600, 5477NB, XSH01	A-95928-10 (10/pk)

The FMF™ is composed of the best soccer players around the world. They continue to be one of the top teams on the world pitch. [More Details See pg. 61](#)

Steel Saw Blades

Diameter	Blade Type	No. Teeth	Arbor	Grind	Hook	Plate	Kerf	Max. Speed	Model	Part #
3-3/8"	General Purpose	50T	15mm	—	—	.031"	.046"	2,240	SH01W	721003-8
3-3/8"	Thin Materials	50T	15mm	—	—	.015"	.031"	2,240	SH01W	792299-8
16-5/16"	General Purpose	50T	1"	Chisel	20°	.062"	.093"	2,760	5402NA	792116-2

Miter Saw Blades

Alternate Top
ATAF
Alternate Face



ATAF (Alternate Top and Alternating Face) tooth design for ultra precision cutting

Micro-grain carbide teeth are honed with up to 600 grit for a mirror finish

ULTRA-COATED

Ultra-coated blades provide reduced pitch build-up

Premium Ultra-Coated



Japanese ultra-thin kerf carbide-tipped design provide smoother cuts with less drag on the motor and minimal material loss



Ultra-Thin Kerf



Plate Thickness



Hook Angle

Fully hardened and expertly hand-tensioned steel saw plates for true cuts



QUIET CUTTING
WITH LESS VIBRATION
Resin Bond Filled
Laser Cut Slots

Ultra-coated blades feature resin bond filled laser cut slots for quiet and smooth cutting



Diameter	Blade Type	Application	No.Teeth	Arbor	Grind	Hook	Plate	Kerf	Max.Speed	Model	Part #
7-1/2"	Crosscutting (not Ultra-Coated)	Hardwood, Softwood, Plywood, Fine Finish	40	5/8"	ATB	-18°	.055"	.075"	3,000		A-90912
7-1/2"	Crosscutting (not Ultra-Coated)	Hardwood, Softwood, Plywood	40	5/8"	ATAF	10°	.055"	.079"	8,040	XSL01	A-90629
7-1/2"	Crosscutting (not Ultra-Coated)	Hardwood, Softwood, Plywood	72	5/8"	ATAF	15°	.055"	.079"	8,040		A-94487
NEW 8-1/2"	Crosscutting (not Ultra-Coated)	Hardwood, Softwood, Plywood	48	5/8"	ATB	5°	—	.094"	7,070	LS0815F	A-95934
10"	Premium Crosscutting (Ultra-Coated)	Construction Lumber, Plastics	40	5/8"	ATAF	5°	.071"	.091"	5,870	LS1016/L/LX5,	A-94758
10"	Premium Smooth Crosscutting (Ultra-Coated)	Particleboard, Laminates	60	5/8"	ATAF	5°	.071"	.091"	5,870	LS1018,	A-94764
10"	Premium Fine Crosscutting (Ultra-Coated)	Hardwood, Softwood, Plywood	80	5/8"	ATAF	5°	.071"	.091"	5,870	LS1040	A-94770
12"	Premium Crosscutting (Ultra-Coated)	Construction Lumber, Plastics	40	1"	ATAF	5°	.071"	.091"	5,000		A-94786
12"	Premium Crosscutting (Ultra-Coated)	Construction Lumber, Plastics	60	1"	ATAF	5°	.071"	.091"	5,000		A-94792
12"	Premium Smooth Crosscutting (Ultra-Coated)	Hardwood, Softwood, Plywood	80	1"	ATAF	5°	.071"	.091"	5,000	LS1216/L/LX4,	A-94801
12"	Premium Ultra-Fine Crosscutting (Ultra-Coated)	Hardwood	100	1"	ATAF	5°	.071"	.091"	5,000	LS1221	A-94817
12"	Premium Crosscutting (Ultra-Coated)	Hardwood, Softwood, Plywood	70	1"	ATB	0°	.075"	.098"	5,000		A-94443
14"	Crosscutting (not Ultra-Coated)	Hardwood, Softwood, Plywood	80	1"	—	20°	—	—	4,300	LS1440	792297-7A

◀ Indicates cordless models

Alternate Top
ATAF
Alternate Face



ATAF (Alternate Top and Alternating Face) tooth design for ultra precision cutting

Micro-grain carbide teeth are honed with up to 600 grit for a mirror finish

Micro-Polished



Japanese ultra-thin kerf carbide-tipped design provide smoother cuts with less drag on the motor and minimal material loss



Ultra-Thin Kerf



Plate Thickness



Hook Angle

Fully hardened and expertly hand-tensioned steel saw plates for true cuts



Diameter	Blade Type	Application	No.Teeth	Arbor	Grind	Hook	Plate	Kerf	Max.Speed	Model	Part #
10"	Crosscutting (Micro-Polished)	Construction Lumber, Plastics	40	5/8"	ATAF	5°	.071"	.091"	5,870		A-93669
10"	Smooth Crosscutting (Micro-Polished)	Particleboard, Laminates	60	5/8"	ATAF	5°	.071"	.091"	5,870	LS1016/L/LX5,	A-93675
10"	Fine Crosscutting (Micro-Polished)	Hardwood, Softwood, Plywood	70	5/8"	ATAF	5°	.071"	.091"	5,870	LS1018,	A-93550
10"	Fine Crosscutting (Micro-Polished)	Hardwood, Softwood, Plywood	80	5/8"	ATAF	5°	.071"	.091"	5,870	LS1040	A-93681
12"	Crosscutting (Micro-Polished)	Construction Lumber, Plastics	40	1"	ATAF	5°	.071"	.091"	5,000		A-93706
12"	Smooth Crosscutting (Micro-Polish)	Particleboard, Laminates	60	1"	ATAF	5°	.071"	.091"	5,000	LS1216/L/LX4,	A-93712
12"	Fine Crosscutting (Micro-Polished)	Hardwood, Softwood, Plywood	80	1"	ATAF	5°	.071"	.091"	5,000	LS1221	A-93728
12"	Ultra-Fine Crosscutting (Micro-Polished)	Hardwood	100	1"	ATAF	5°	.071"	.091"	5,000		A-93734

Table Saw Blades



Diameter	Blade Type	Application	No.Teeth	Arbor	Grind	Hook	Plate	Kerf	Max.Speed	Model	Part #
10"	Ripping	General Purpose	24	5/8"	ATB	20°	.071"	.098"	5,990	2703, 2704, 2705	792736-2
10"	Ripping, Crosscutting	Thick/Thin, Hard/Soft Wood	32	5/8"	ATAF	20°	.071"	.102"	5,870	2703, 2704, 2705	A-94948

• Fully hardened and expertly hand-tensioned steel saw plates for true cuts

Fiber-Cement Saw Blades



Diameter	Blade Type	No.Teeth	Arbor	Grind	Hook	Plate	Kerf	Max.Speed	Material	Model	Part #
4"	Carbide-Tipped	16T	20mm	ATAF	10°	.046"	.062"	15,200	Fiber-Cement Siding, Roofing, Backerboard	5044KB	A-90439
7-1/4"	Carbide-Tipped	28T	5/8"	ATB	10°	.059"	.079"	8,250	Fiber-Cement Siding, Roofing, Backerboard	5057KB	A-90451
NEW 7-1/4"	Diamond-Tipped	4T	5/8"	FTG	12°	.063"	.087"	8,000	Fiber-Cement Siding, Roofing, Backerboard		A-95124
10"	Diamond-Tipped	6T	5/8"	—	—	—	—	6,000	Multi-Plank		721444-A
12"	Diamond-Tipped	8T	1"	FTG	8°	.071"	.098"	6,200	Multi-Plank		A-95146

• Designed for cutting fiber-cement materials • Exclusive Makita heat vents reduce heat that causes build-up


Industrial Reciprocating Saw Blades



First tooth consistently centered on each blade for straight plunge cuts

.062" thickness increases resistance to bending

Additional 7/8" width increases blade life



Fully reinforced teeth minimizes teeth breakage

Cobalt content set to maximize blade durability and wear in high impact demolition applications

BIM Bi-Metal	Lasts 10x Longer than HCS blades
Blade Thickness	Application
.035"	Flexible and standard
.050"	Heavy-Duty
.062"	Demolition

Demolition

Length	TPI	Width	Thickness	Material	Type	Application	3/Pkg. Part #	25/Pkg. Part #	100/Pkg. Part #
6"	6	7/8"	.062"	BIM	Taper Back	Demolition without blades bending in nail embedded wood, drywall	723072-A-3		
9"	6	7/8"	.062"	BIM	Taper Back	Demolition without blades bending in nail embedded wood, drywall	723073-A-3	723073-A-25	
12"	6	7/8"	.062"	BIM	Taper Back	Demolition without blades bending in nail embedded wood, drywall	723074-A-3		
6"	8/10	7/8"	.062"	BIM	Taper Back	Demolition without blades bending in metal, pipe, channels, angle iron	723075-A-3		
9"	8/10	7/8"	.062"	BIM	Taper Back	Demolition without blades bending in metal, pipe, channels, angle iron	723076-A-3	723076-A-25	
12"	8/10	7/8"	.062"	BIM	Taper Back	Demolition without blades bending in metal, pipe, channels, angle iron	T-02048		T-02054

Wood Cutting

Length	TPI	Width	Thickness	Material	Type	Application	5/Pkg. Part #	25/Pkg. Part #	100/Pkg. Part #
NEW 4"	6	3/4"	.035"	BIM	Taper Back	Nail embedded wood, plastic, composite materials	8-20432		
9"	3	3/4"	.050"	HCS	Taper Back	Very fast & aggressive cuts in green wood, firewood from 5/8" - 6"	723053-A-5		
9"	6	3/4"	.050"	HCS	Taper Back	Fast aggressive cuts in green wood, pruning tree branches, firewood from 5/8" - 6"	723052-A-5		
6"	6	3/4"	.050"	BIM	Straight Back	Fast cutting, nail embedded wood, insulating board, composition, light metal	723058-A-5		
6"	6	3/4"	.050"	BIM	Taper Back	Nail embedded wood, hard & soft wood, particleboard, plastic pipe from 1/4" - 4"	723054-A-5		723054-A-100
9"	6	3/4"	.050"	BIM	Taper Back	Fast cutting, nail embedded wood, insulating board, plywood, plastic pipe from 1/4" - 7"	723055-A-5	723055-A-25	723055-A-100
12"	6	3/4"	.050"	BIM	Taper Back	Fast cutting, nail embedded wood, insulating board, plywood, plastic pipe from 1/4" - 10"	723056-A-5	723056-A-25	723056-A-100
6"	6	3/4"	.050"	HCS	Taper Back	Fast & rough-in cuts in wood, plywood, particleboard, plastic from 1/4" - 4"	723050-A-5		
12"	6	3/4"	.050"	HCS	Taper Back	Fast & rough-in cuts in wood, plywood, particleboard, plastic from 1/4" - 10"	723051-A-5		

All-Purpose

Length	TPI	Width	Thickness	Material	Type	Application	5/Pkg. Part #	25/Pkg. Part #	100/Pkg. Part #
6"	10	3/4"	.035"	BIM	Straight Back	Nail embedded wood, metal, bar & pipe over 1/4"	723064-A-5	723064-A-25	
6"	10/14	3/4"	.035"	BIM	Straight Back	Nail embedded wood, composition, metal, plastic	723068-A-5		
9"	10/14	3/4"	.035"	BIM	Straight Back	Nail embedded wood, composition, metal, plastic	723070-A-5	723070-A-25	723070-A-100
12"	10/14	3/4"	.035"	BIM	Straight Back	Nail embedded wood, composition, metal, plastic	723071-A-5	723071-A-25	

Metal Cutting

Length	TPI	Width	Thickness	Material	Type	Application	5/Pkg. Part #	25/Pkg. Part #	100/Pkg. Part #
3-1/2"	18	Scroll	.035"	BIM	Scroll	Pipe, conduit, channel, metal from 3/16" - 1/4"	723061-A-5		
4"	14	3/4"	.035"	BIM	Straight Back	Irregular cuts in metal under 1/8"	723062-A-5		
6"	14	3/4"	.035"	BIM	Straight Back	Pipe, conduit, channel, metal from 3/16" - 1/4"	723065-A-5	723065-A-25	723065-A-100
4"	18	3/4"	.035"	BIM	Straight Back	Heavy gauge metal from 1/8" - 3/16", hard rubber	723063-A-5		
6"	18	3/4"	.035"	BIM	Straight Back	Pipe, conduit, channels, metal from 1/8" - 3/16"	723066-A-5	723066-A-25	723066-A-100
9"	18	3/4"	.035"	BIM	Straight Back	Bar & angle stock, galvanized pipe, stainless, metal from 1/8" - 3/16"	723069-A-5		
6"	24	3/4"	.035"	BIM	Straight Back	Pipe, conduit, channel, thin gauge metal from 18 gauge to 1/8"	723067-A-5	723067-A-25	

Specialty

Length	TPI	Width	Thickness	Material	Type	Application	2/Pkg. Part #	5/Pkg. Part #
6"	6	3/4"	.050"	BIM	Taper Back	Drywall, plaster, plastic from 5/16" - 4"		723060-A-5
8"	Coarse	3/4"	.040"	GRIT	Straight Back	Brick, tile, marble, stone, chalkboard, cast iron pipe, melamine, veneer, fiberglass	723077-A-2	

Cordless

Length	TPI	Width	Thickness	Material	Type	Application	5/Pkg. Part #	25/Pkg. Part #	100/Pkg. Part #
6"	Progressive	3/4"	.035"	BIM	Taper Back	Progressive tooth spacing for fast cuts in metal, conduit, plastic	723079-A-5		
6"	Progressive	3/4"	.050"	BIM	Taper Back	Progressive tooth spacing for all-purpose fast cuts in variety of wood, metal, plastic	723080-A-5		
6"	Progressive	3/4"	.035"	BIM	Taper Back	Fast cuts in metal, conduit and plastic	723082-A-5		
6"	Progressive	3/4"	.035"	BIM	Taper Back	Fast cuts in a variety of materials including wood and metal	723083-A-5		
8"	Progressive	3/4"	.050"	HCS	Taper Back	Progressive tooth spacing for fast & clean cuts in thick & thin wood from 1/4" - 4"	723078-A-5		
8"	Progressive	3/4"	.035"	HCS	Taper Back	Fast cuts in thick and thin wood from 1/4" to 4"	723081-A-5		

6 Piece Assortment Pack

Description	Part #
6 Pc. Bi-Metal Pack - (1) each: 6723054-A, 723064-A, 723066-A, 723061-A, 723079-A, 723080-A	723086-A-A

Cordless Reciprocating Saw Blades (Makita Shank)

Exclusively for use with Makita Shank Cordless Reciprocating Saw



Thin kerf for faster cuts and longer battery life

Length	TPI	Type	Application	Model	5/Pkg. Part #
4"	24	Taper Back	Mild steel, plywood		792540-9
4-3/4"	9	Taper Back	General purpose wood cutting	4390D/DW	792541-7
5-7/8"	9	Taper Back	General purpose wood cutting		792616-2
5-7/8"	24	Taper Back	Masonite, formica, plastics		792615-4

Jig Saw Blades

Fits all "T" (Tang) Shank Jig Saws



Expertly ground, reinforced teeth engineered for clean, fast cuts and reduced blade stress

"T" (Tang) Shank

Overall Length	Cutting Length	TPI	Material	Blade No.	Application	Wood, Plywood	Plastic	Aluminum	Stainless	Mild Steel	5/Pkg. Part #
3"	1-3/4"	14	HCS	B-18	Scroll cutting of wood and plastics	1/8" to 1-3/8"	1/8" to 1-3/8"				792470-4
3"	2"	14	HSS	B-23	Decorative veneers	1/8" to 1-3/8"	1/8" to 1-3/8"	1/8" to 1/4"		1/16" to 1/4"	792474-6
3"	2"	18	HCS	B14	Thin materials	1/16" to 1-3/8"	1/16" to 1-3/8"				792466-5
3"	2"	18	HCS	B-15	Thin materials	1/8" to 1-3/8"	1/8" to 1-3/8"				792467-3
3"	2"	24	HSS	B-22	Mild steel, stainless steel & tough plastics		3/64" to 15/64"	1/16" to 1/8"	1/16" to 1/8"	1/16" to 1/8"	792473-8
3"	2"	24	HSS	B-27	Scroll cutting in mild steel		1/16" to 1/4"	1/16" to 1/8"	1/16" to 1/8"	1/16" to 1/8"	792478-8
3"	2"	32	HSS	B-24	Thin mild & stainless steel		3/64" to 1/8"	1/16" to 1/8"	1/16" to 1/8"	1/16" to 1/8"	792475-4
3-1/2"	2-1/2"	12	HSS	B-19	Decorative veneers with splinter-free down cutting teeth	1/8" to 2"	1/8" to 2"				792471-2
3-1/2"	2-1/2"	24	HSS	#51	Mild steel		1/16" to 3/16"	1/16" to 3/16"	1/16" to 1/8"	1/16" to 1/8"	792428-3
3-7/8"	2-3/4"	6	HCS	B-17	Scroll cutting in wood & plastics (Fast cutting)	3/16" to 2-3/8"	3/16" to 2-3/8"				792469-9
3-7/8"	2-3/4"	9	HSS	B-26	Scroll cutting in hardwoods & plastics	1/8" to 2-3/8"	1/8" to 2-3/8"	1/8" to 3/8"		1/8" to 3/8"	792477-0
3-7/8"	3"	9	HCS	B-11	Fast finish work in wood and plastics	1/8" to 2-3/8"	1/8" to 2-3/8"				792463-1
3-7/8"	3"	9	HSS	B-25	Hardwood, thick mild steel plate and tough plastics	1/8" to 2-3/8"	1/8" to 2-3/8"	1/8" to 1/4"	1/8" to 1/4"		792476-2
3-7/8"	3"	12	HSS	B-21	Finish work, plastics & aluminum	1/8" to 2-3/8"	1/16" to 3/8"				792472-0
4-1/8"	2-3/4"	6	HCS	B-16	Fast cutting of wood and plastics	3/16" to 2-9/16"	3/16" to 2-9/16"				792468-1
4-1/8"	3-1/8"	6	HCS	B-12	Fast finish work in wood and plastics	3/16" to 2-9/16"	3/16" to 2-9/16"				792464-9
4-1/8"	3-1/8"	8	HCS	B-13	General cutting of wood and plastics	3/16" to 2-9/16"	3/16" to 2-9/16"				792465-7
4-1/8"	3-1/8"	8	HCS	#58	Fast cutting of wood and plastics	3/16" to 2-9/16"	3/16" to 2-9/16"				792429-1
4-1/8"	3-1/8"	8	HCS	#59	Fast finish work in wood and plastics	3/16" to 2-9/16"	3/16" to 2-9/16"				792430-6
4-1/8"	2-1/2"	9	HCS	BR-13	Splinter-free cuts in wood with no sanding	3/16" to 2-9/16"					792729-9
4-1/8"	3-1/8"	9	HCS	B-10	Fast finish work, especially in plywood	1/8" to 2-9/16"	1/8" to 2-9/16"				792529-7
7-1/8"	5-7/8"	6	HCS	B-16L	Thick materials	3/16" to 5-1/4"	3/16" to 5-1/4"				792730-4

Exclusively for use with Makita Shank Jig Saws



Blade designed for clean cuts and reduced deflection

Makita Shank

Overall Length	Cutting Length	TPI	Material	Blade No.	Application	Wood, Plywood	Plastic	Aluminum	Stainless	Mild Steel	Model	5/Pkg. Part #
2-3/8"	1-5/8"	24	HSS	#5	Mild steel		1/16" to 1/4"	1/16" to 1/8"	1/16" to 1/8"	1/16" to 1/8"		723008-4-2
3-1/8"	2-3/8"	8	HCS	#8	Fast finish scroll cutting of wood & plastics	3/16" to 2"	3/16" to 2"					723023-8-2
3-1/8"	2-3/8"	8	HCS	#9	Fast finish work in wood & plastics	3/16" to 2"	3/16" to 2"					723024-6-2
3-1/8"	2-3/8"	8	HCS	#10	Fast finish work, good in plywood	3/16" to 2"	3/16" to 2"					723025-4-2
3-1/8"	2-3/8"	9	HCS	#3	General cutting of wood & plastics	1/8" to 2"	1/8" to 2"					723010-7-2
3-1/8"	2-3/8"	9	HCS	#16	Scroll cutting of wood & plastics	1/8" to 2"	1/8" to 2"					792211-8-2
3-1/8"	2-3/8"	9	HSS	#4	Hardwood/thick mild steel plate & tough plastics	1/8" to 2"	1/8" to 2"	1/8" to 1/4"		1/8" to 1/4"	4301BV, 4304T, 4305T, 4300D/DW, 4307D/DW	723011-5-2
3-1/8"	2-3/8"	12	HSS	#41	Plastics & decorative veneers (Splinter-free down cutting teeth)	1/8" to 2"	1/8" to 2"					792396-0-2
3-1/8"	2-3/8"	12	HSS	#39	General cutting of wood	1/8" to 2"						792222-3
3-1/8"	2-3/8"	14	HSS	#17	Scroll cutting of decorative veneer	1/16" to 2"	1/16" to 2"	1/16" to 1/4"		1/16" to 1/4"		792214-2-2
3-1/8"	2-3/8"	14	HSS	#2	Decorative veneers	1/8" to 2"	1/8" to 2"	1/16" to 1/4"		1/16" to 1/4"		723009-2-2
3-1/8"	2-1/8"	15	HSS	#42	Decorative veneers	1/16" to 2"	1/16" to 2"					792395-2-2
3-1/8"	2-1/8"	24	HSS	#1	Mild steel, stainless steel Also for corrugated plastics and tough plastics	1/16" to 1/4"	1/16" to 1/8"	1/16" to 1/8"		1/16" to 1/8"		723012-3-2

Jig Saw Accessories

Rip Fence / Circular Guide



Type	Model	Part#
Rip Fence Only	4320, 4300BV, 4301BV, 4302C	164113-2
Combination	4340FCT, 4341FCT, 4350FCT, 4351FCT, XVJ02, XVJ03	193516-3

Anti-Splintering Insert



Model	Part#
4350FCT, 4351FCT, XVJ02, XVJ03	415524-7
4324	192733-2

Base Plate / Cover Plate



Type	Model	Part#
Metal Base Plate	4350FCT, 4351FCT, XVJ02, XVJ03	345238-3
Cover Plate	4350FCT, 4351FCT, BJV180, XVJ02, XVJ03	417852-6

Guide Rail Adaptor Set

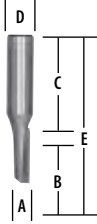


Model	Part#
4350FCT, 4351FCT, XVJ02, XVJ03	193517-1

For use with guide rails: 55" (194368-5), 118" (194367-7)

Straight and Groove Forming Bits
Straight - Single Flute

For rough routing, grooving and general stock removal. Single flute gives more efficient chip clearance for improved feed rates. 1/2" shank bits are for maximum strength production use.


Solid Carbide*

A	B	C	D	E	Part #
1/8	7/16	1-3/8	1/4	2	733003-1A

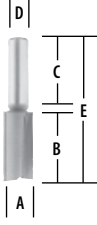
*Solid carbide cutting edge

Carbide-Tipped

A	B	C	D	E	Part #
1/4	1	1-3/16	1/4	2	733001-0A
1/2	2	2-1/16	1/2	4-1/4	733002-6A

Straight - 2 Flute

For general purpose routing and grooving where smoothness of cut and minimal vibration are desired.


Solid Carbide*

A	B	C	D	E	Part #
1/16	3/16	1-1/8	1/4	1-5/8	733250-A


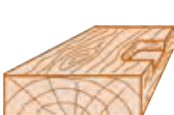
*Solid carbide cutting edge

Carbide-Tipped

A	B	C	D	E	Part #
3/16	7/16	1-3/8	1/4	2	733003-2A
1/4	3/4	1-3/16	1/4	2	733003-4A
1/4	1	1-3/16	1/4	2-1/4	733003-6A
5/16	1	1-1/8	1/4	2-1/4	733003-8A
3/8	1	1-1/8	1/4	2-1/4	733004-0A
3/8	1	1-1/4	1/2	2-3/4	733005-4A
7/16	1	1	1/4	2-1/8	733004-1A
1/2	1	1-1/8	1/4	2-1/8	733004-2A
1/2	1	1-5/16	1/2	2-5/8	733252-A
1/2	1-1/4	1-7/16	1/2	2-7/8	733005-6A
1/2	1-1/2	1-1/4	3/4	3-1/8	733005-8A
1/2	2	2	1/2	4-1/4	733005-9A
1/2	2-1/2	1-1/16	1/2	4-1/2	733254-A
5/8	3/4	1-1/8	1/4	2	733004-4A
3/4	3/4	1-1/8	1/4	2	733004-6A
3/4	1-1/4	1-1/4	1/2	2-7/8	733006-4A
7/8	1-1/4	1-3/16	1/2	2-7/8	733006-6A
1	1-1/4	1-3/16	1/2	2-7/8	733006-8A
1-1/4	1-1/4	1-7/16	1/2	2-7/8	733257-A

Hinge Mortising - 2 Flute

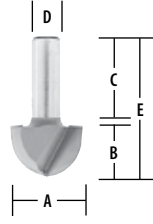
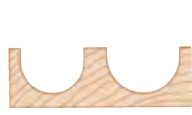
For fast stock removal, grooving, dados and hinge butt template work. Deep center gullet provides good chip clearance.


Carbide-Tipped

A	B	C	D	E	Part #
1/2	3/4	1-1/16	1/4	2	733006-9A

Core Box

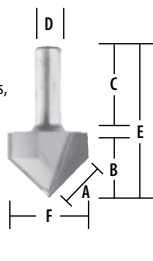
For high quality radius cuts, rounded grooves, letter cutting, beading, fluting and general ornamentation.


Carbide-Tipped

Radius	A	B	C	D	E	Part #
1/8	1/4	1/4	1-1/4	1/4	1-5/8	733008-2A
3/16	3/8	1/4	1-1/4	1/4	1-1/2	733008-4A
1/4	1/2	3/8	1-1/4	1/4	1-1/2	733008-6A
5/16	5/8	7/16	1-1/4	1/4	1-1/2	733008-8A
3/8	3/4	7/16	1-1/4	1/4	1-1/2	733009-0A
1/2	1	5/8	15/16	1/4	1-3/4	733270-A

90° Vee Grooving - 2 Flute

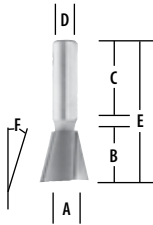
For sign lettering, decorative work, plank simulation on panels, and cabinet door grooving. Recommended maximum depth of cut is not greater than half of the cutting diameter, F.


Carbide-Tipped

A	B	C	D	E	F	Part #
1/4	7/16	1-3/16	1/4	1-5/8	3/8	733009-2A
7/16	1/2	1-5/16	1/4	1-5/8	5/8	733009-4A
9/16	5/8	1	1/4	1-7/8	7/8	733009-5A

Dovetail Flute

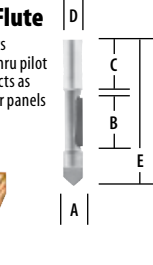
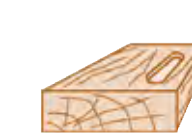
For smooth dovetail joints and drawer fingers.


Carbide-Tipped

A	B	C	D	E	F	Part #
1/2	1/2	1-3/16	1/4	1-1/4	14°	733009-6A

Panel Pilot - Single Flute

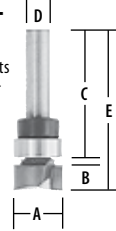
For fast door and window cutouts through covering sheets. Drill-thru pilot point allows fast plunging and acts as pilot for guiding on framing after panels have been mounted.


Carbide-Tipped

A	B	C	D	E	Part #
1/4	3/4	1	1/4	2-1/2	733030-2A
3/8	1	1	3/8	3	733030-4A
1/2	1-3/16	1-1/2	1/2	3-1/2	733030-6A

Top Bearing (Straight) - 2 Flute

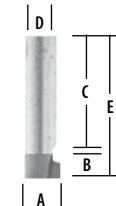
For cutting grooves, dados and rabbets where template is on top of the workpiece. Cuts flush with bearing to give exact duplication of template.


Carbide-Tipped

A	B	C	D	E	Part #
1/2	1/4	1	1/4	1-5/8	733325-A
1/2	1	1-1/4	1/4	2-1/2	733012-1A
5/8	1	7/8	1/2	2-3/4	733258-A
3/4	1	13/16	1/4	2-1/2	733259-A

Keyhole Slot

Plunge cut followed by a side movement of router produces the slot for screw and nail heads for mounting picture frames, plaques, etc.


Carbide-Tipped

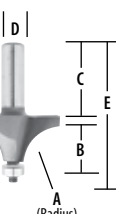
A	B	C	D	E	Part #
3/8	3/8	1	1/4	1-1/2	733010-1A

Edge Forming Bits
Corner Rounding - 2 Flute

For smooth decorative edge rounding or molding. Lower depth setting produces a rounded corner with a decorative bead.



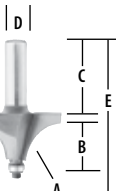
1 MAX. RPM: 14,000


Carbide-Tipped Ball Bearing Pilot

A	B	C	D	E	Dia	Part #
1/8	3/8	1-1/4	1/4	2	3/4	733120-1A
3/16	1/2	1-1/4	1/4	2	7/8	733120-0A
1/4	1/2	1-1/4	1/4	2	1	733120-2A
1/4	1/2	1-5/16	1/2	2-1/8	1	733291-A
5/16	1/2	1-1/4	1/4	2-1/16	1-1/8	733120-4A
3/8	5/8	1-1/4	1/4	2-3/16	1-1/4	733120-6A
1/2	3/4	1-1/4	1/4	2-1/4	1-1/2	733120-8A
3/8	5/8	1-1/2	1/2	2-9/16	1-1/4	733121-0A
1/2	3/4	1-1/2	1/2	2-5/8	1-1/2	733121-2A
5/8	7/8	1-5/16	1/2	2-3/8	1-3/4	733292-A
3/4	1	1-5/16	1/2	2-3/8	2	733293-A
1	1-1/4	1-3/8	1/2	3-3/16	2-1/2	733329-A

Beading - 2 Flute

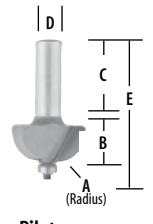
For decorative molding or edging. Rounds corners and produces small edge beads. Shallower depth setting eliminates top edge bead.


Carbide-Tipped Ball Bearing Pilot

A	B	C	D	E	Dia	Part #
3/16	1/2	1-1/4	1/4	2	7/8	733121-4A
1/4	1/2	1-1/4	1/4	2	1	733121-6A
5/16	1/2	1-1/4	1/4	2-1/16	1-1/8	733121-8A
3/8	5/8	1-1/4	1/4	2-3/16	1-1/4	733122-0A
1/2	3/4	1-1/4	1/4	2-1/4	1-1/2	733122-2A

Edge Forming Bits (cont'd)
Cove - 2 Flute

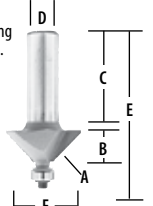
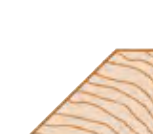
For decorative molding or edging. Produces inverted radii.


Carbide-Tipped Ball Bearing Pilot

A	B	C	D	E	Dia	Part #
1/4	9/16	1	1/4	2	7/8	733122-6A
3/8	9/16	1	1/4	2	1-1/8	733122-8A
1/2	3/4	1	1/4	2-1/4	1-3/8	733123-0A

Chamfering

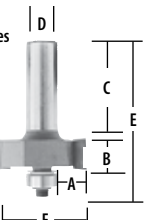
For decorative molding bevel edging and mitered edging of panel joints.


Carbide-Tipped Ball Bearing Pilot

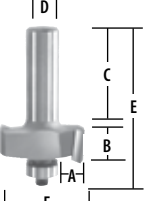
A	B	C	D	E	Degree	F	Part #
5/8	1/2	1-1/4	1/4	2	45°	1-1/4	733124-4A
5/8	1/2	1-15/16	1/2	2-3/8	45°	1-1/4	733285-A
1-1/8	3/4	1-1/4	1/2	2-5/8	45°	2	733286-A
7/8	15/16	1-5/16	1/2	2-7/8	22-1/2°	1-1/4	733288-A

Rabbeting - 2 Flute

For rabbeting or step cutting edges without the use of router edge guides. Self-piloting. Popular in cabinet shops and boat yards.


Carbide-Tipped Ball Bearing Pilot

A	B	C	D	E	F	Part #
3/8	1/2	1-7/16	1/4	2	1-1/4	733124-2A
3/8	1/2	1-5/16	1/2	2-3/8	1-1/4	733282-A

Multi-Rabbeting - 2 Flute with 4 Ball Bearings

Carbide-Tipped Ball Bearing Pilot

A	B	C	D	E	F	Part #
*	1/2	1-5/16	1/4	2	1-3/8	733283-A
*	1/2	1-5/16	1/2	2-3/8	1-3/8	733284-A

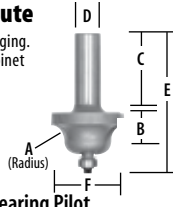
* 4 Different Depths of Rabbet: 1/2", 7/16", 3/8" and 5/16"



Edge Forming Bits (cont'd)

Roman Ogee - 2 Flute

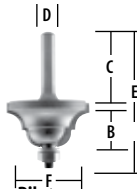
For decorative molding or edging. Popular for furniture and cabinet work.



Carbide-Tipped Ball Bearing Pilot

A	B	C	D	E	F	Part #
5/32	5/8	1-1/4	1/4	2-1/8	—	733123-2A
5/32	5/8	1-5/16	1/2	2-1/2	1	733279-A
1/4	7/8	1-1/4	1/4	2-1/4	—	733123-4A
1/4	7/8	1-5/16	1/2	2-5/8	1-3/8	733280-A

Double Roman Ogee - 2 Flute

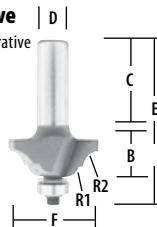


Carbide-Tipped Ball Bearing Pilot

A	B	C	D	E	F	Part #
1/4	7/8	15/16	1/4	2-1/4	1-3/8	733281-A

Classical Bead and Cove

Gives a classical beauty to decorative edging or molding cuts.

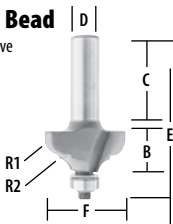


Carbide-Tipped Ball Bearing Pilot

R1	R2	B	C	D	E	F	Part #
13/64	5/16	1/2	1	1/4	2	1-1/4	733125-0A
15/64	7/32	5/8	1	1/4	2-1/8	1-1/2	733125-2A

Classical Cove and Bead

For a very attractive decorative edge or molding cut

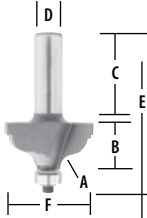


Carbide-Tipped Ball Bearing Pilot

R1	R2	B	C	D	E	F	Part #
5/32	5/32	1/2	1	1/4	2	1-1/8	733126-0A

Ogee with Fillet

Graceful ogee cut for decorative edging and molding cuts. Lower depth setting produces fillet for accent.

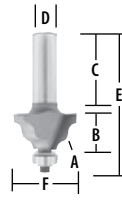


C.T. Ball Bearing Pilot

A	B	C	D	E	F	Part #
5/32	1/2	1	1/4	2-1/16	1-3/8	733125-4A

Wavy Edge

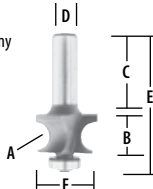
Continuously rounded steps for decorative edging and molding cuts. Resulting surfaces tend to remain dust free in use.



A	B	C	D	E	F	Part #
5/32	11/16	1	1/4	2-1/4	1-1/4	733125-6A

Corner Bead

Attractive edge cut matches many older molding designs. Varying depth setting and more passes create different designs.

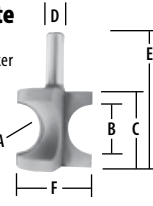



Carbide-Tipped Ball Bearing Pilot

A	B	C	D	E	F	Part #
1/8	9/16	1	1/4	2-1/8	7/8	733125-8A

Bull Nose Bit - 2 Flute

Routs full rounds on edge of workpiece. Can be used on thicker workpieces for full round nose with flats.

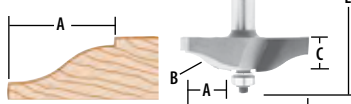


Carbide-Tipped

MAX. RPM: 20,000

A	B	C	D	E	F	Part #
3/8	3/4	1-5/16	1/2	2-3/4	1-1/4	733295-A

Raised Panel Bit (Ogee) - 2 Flute



MAX RPM: 14,000 (733305-A)
MAX RPM: 20,000 (733303-A)

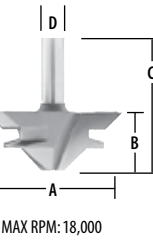
Carbide-Tipped Ball Bearing Pilot

A	B	C	D	E	F	Part #
1-1/16	3/4	5/8	1/2	2-1/2	2-5/8	733303-A
1-7/16	7/8	5/8	1/2	2-1/2	3-3/8	733305-A

Joinery/Slot Cutters

45° Lock Miter Bit

First piece is cut flat and the second is cut perpendicular to the first for a perfect fit. There is no need to realign the router depth, provided that the wood is centered to the cutting edge of the bit.



Carbide-Tipped

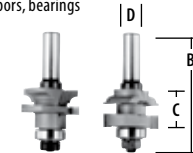
MAX RPM: 18,000

A	B	C	D	Part #
2-11/16	7/8	2-5/8	1/2	733335-A

Joinery/Slot Cutters (cont'd)

2 pc. Ogee Stile and Rail

Includes two complete assemblies consisting of cutters, arbors, bearings

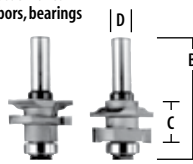


Carbide-Tipped Ball Bearing Pilot

A	B	C	D	Part #
3/8	3-5/16	1-1/16	1/2	733336-A

2 pc. Bead Stile and Rail

Includes two complete assemblies consisting of cutters, arbors, bearings

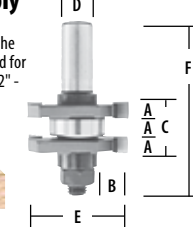



Carbide-Tipped Ball Bearing Pilot

A	B	C	D	Part #
3/8	3-5/16	1-1/16	1/2	733337-A

Reversible 2-Wing Tongue & Groove Assembly

Makes both tongue and groove cut by reversing the assembly. Shims included for perfect alignment for 1/2" - 3/4" material.

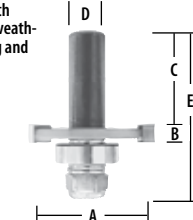


Carbide-Tipped Ball Bearing Pilot

A	B	C	D	E	F	Part #
1/4	3/8	3/4	1/2	1-5/8	3	733307-A

Slotting Cutting Assemblies - 3 Flute

1/2" depth of cut. Smooth cutting slotting bit for weather stripping, "T" molding and splining.




Carbide-Tipped Ball Bearing Pilot

A	B	C	D	E	Part #
1-7/8	5/32	1-1/4	1/4	2-1/8	733300-A
1-7/8	3/16	1-1/4	1/4	2-1/8	733126-5A
1-7/8	1/4	1-1/4	1/4	2-1/8	733126-6A

Laminate Trimming Bits

Supertrim™ Flush Trim

New upshear trim bits for exceptional speed and super-fine finish. Furnished with steel bearing.



A	B	C	D	E	Part #
3/4	1-1/2	1-1/4	1/2	3-7/8	733326-A

Laminate Trimming Bits

Flush Trimmer - Self-Piloting

For flush, square edges on plastic laminates. Small diameter allows intricate and close quarter cuts. No router guides are necessary.




Solid Carbide

A	B	C	D	E	Part #
1/4	1/4	1-1/16	1/4	1-1/2	733128-0A

Flush Trimmer - 2 Flute

For fast, smooth and accurate 90° flush trimming applications. Non marring ball bearing pilot.




Carbide-Tipped Ball Bearing Pilot

A	B	C	D	E	Part #
1/4	1/2	1	1/4	2-1/4	733128-1A
3/8	1/2	1	1/4	2-1/8	733128-7A
3/8	1	1-1/4	1/4	2-5/8	733128-8A
1/2	1/2	1-1/4	1/4	2-1/4	733128-9A
1/2	1	1-1/4	1/4	2-5/8	733129-0A
1/2	1	1-1/4	1/2	3-1/4	733129-1A
1/2	2	1-1/4	1/2	4-1/4	733274-A

Flush Trimmer - 3 Flute

For extra smooth flush 90° trimming and chatter free cuts.


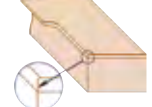


Carbide-Tipped Ball Bearing Pilot

A	B	C	D	E	Part #
1/2	1	1	1/4	2-5/8	733129-3A

No File™ Trimmer

Eliminates hand filing of laminates that normally follows trimming. These specially designed tools will flush trim the laminate and break the sharp edge all in one pass.




Carbide-Tipped Ball Bearing Pilot

A	B	C	D	Part #
1/2	3/8	1-7/8	1/4	733327-A

7° Bevel Trimmer - Self-Piloting

For 7° bevel edging on plastic laminates. Small diameter allows intricate and close quarter cuts. No router guides are necessary.



Solid Carbide

A	B	C	D	E	Part #
3/16	1/4	1-1/16	1/4	1-1/2	733128-2A

Bases/Sub Bases/Dust Nozzle

Description	Model	Part #
Standard Base Assembly		193103-8
D-Handle Base Assembly	RD1101, RF1101, RP1101	193104-6
Plunge Base Assembly		193457-3
1" Sub Base		193373-9*
2-1/2" Clear Sub Base		193155-9
Plunge Base Assembly		195563-0
Tilt Base	RT0700C, RT0701C	195561-4
Offset Base		195562-2
Fixed Base Handle NEW	RT0700C, RT0701C	196924-7

*Accepts 2-pc. Template Guides

Trimmer Bases & Shoes

Description	Model	Part #
Tilt Base	3700B, 3708FC	122390-2 153351-1
Fixed Base	3707FC, 3708FC	417748-1
Trimmer Shoe	3700B	155263-4
Trimmer Guide	RT0700C, RT0701C	122703-7

Template Guides & Adapter

Description	Size A	Size B	Size C	Model	Part #
2-Pc. Template Guide					
Template Guide	57/64	1	7/16	3606*	193235-1
	21/32	3/4	9/16	3621*	193261-0
	11/32	7/16	5/32	3707FC	193262-8
	13/32	1/2	5/16	3708FC	193263-6
	9/32	3/8	5/16	RD1101	193264-4
	5/8	51/64	9/16	RF1101	193265-2
	17/32	5/8	9/16	RP1101	193266-0
	17/32	5/8	7/32	RT0700C, RT0701C	193366-6

Template Guide Nut sold separately. *Use with corresponding Template Guide Adaptor

Description	Part #
Template Guide Nut (Use with above Template Guides)	252627-4

Size A	Size B	Size C	Model	Part #
1-Pc. Template Guide Adaptor				
1-3/16	1-3/8	9/32	3612, 3612C, 3621, 3707FC, 3708FC, RP1800, RP2301FC	321492-3

Size A	Size B	Size C	Model	Part #
1-Pc. Template Guide				
19/64	3/8	29/64		164379-4
23/64	7/16	33/64	3606, 3612, 3612C, 3621,	164775-6
7/16	1/2	33/64	RP0900K, RP1800,	164776-4
9/16	5/8	33/64	RP2301FC,	164835-4
45/64	25/32	33/64	RT0700CX3	164393-0
15/16	1-1/16	33/64		164470-8

Guides / Holders

Description	Model	Part #
Straight Guide	RD1101, RF101, RP1101	193073-1
	3606	123058-3
	3621, RP0900K, RT0701C	164834-6
	3612/C, RP1800, RP2301FC	342428-9*
	3709, RT0700C	122704-5
	3601B	123029-0
Guide Holder	RP1800, RP2301FC	122700-3
Guide Holder Set	RT0700C	195564-8
Trimmer Guide	3612/C, RP1800, RP2301	123022-4*
Trimmer Guide Assembly	RP0900K	STEX122385
Router Guide	RP2301FC, RP1800, RD1101, RP0900K, 3606, RT0700CX3	194579-2
Guide Rail (55" (118"))	Use with 194579-2	194368-5 194367-7
Clamp Set	Use with 194368-5 and 194367-7	194385-5

*For use with corresponding guide holder

Collets

Description	Size	Model	Part #
Collet w/Nut	1/4"	RD1101	193214-9
Collet only	1/2"	3601B	763623-2
Collet only	1/2"	RF1101	763643-6
Nut only (For use with 1/2" Collet)		RP1101	763642-8
Collet Cone	1/8"	XOC01	763677-9
	1/4"	3621, RP0900K, RT0700C, RT0701C	763637-1
	1/4"	3606, 3700B, 3707FC, 3708FC	763608-8
	3/8"	RT0700C, RT0701C	763619-3
	1/2"	3601B	763623-2
	1/2"	3612/C, RP1800, RP2301FC	763622-4
Collet Sleeve	1/4" (I.D.)	3612/C, RD1101, RF1101, RP1800, RP2301FC	763803-0
	3/8" (I.D.)	RP1101	763805-6

Vacuum Adapters

Description	Model	Part #
Adapter For connection to vacuum hose	RD1101, RF1101/KIT, RP1101	193379-7
	RP0900K, RT0700CX3, RT0701CX3	194733-8
	RT0700C, RT0701C	195559-1
	RP2301FC, RP1800	P-80023
	3606, 3612/C, 3621	192035-6

NEW Interlocking Cases

SMARTER FEATURES Convenient. Customizable.

- Top and Side Handles for Convenient Lifting
- Reinforced Lid Provides Stable Stacking Platform
- Interlocking Latches Link Cases Together
- Corresponding Channels Prevent Cases from Shifting
- Optional Customizable Foam Insert

[Learn More ▶ makitatools.com/InterlockingCases](https://www.makitatools.com/InterlockingCases)



Description	Size	Part #
Small	4-3/8"x15-1/2"x11-5/8"	197210-9
Medium	6-1/2"x15-1/2"x11-5/8"	197211-7
Large	8-1/2"x15-1/2"x11-5/8"	197212-5
X-Large	12-1/2"x15-1/2"x11-5/8"	197213-3
Foam Insert	2-1/2"x15-1/8"x11-1/4"	T-02571


Tool Bags

Description	Models	Part #
Tool Bag	XT250, XSH01X	831271-6
Tool Bag	LCT200W, LCT300W, LCT400W	831274-0
Tool Bag	XT405, XT406, XT407	831284-7
Tool Bag with Wheels	LXT601, LXT702, LXT902, LXT1500	831269-3
14" Contractor Tool Bag		831253-8
21" Contractor Tool Bag		831303-9

Multi-Tool Accessories

Description	Part #
 <p>3-1/4" Round Saw Blade BiM-TiN Titanium Nitride (TiN) coated teeth for increased performance and improved durability Applications:</p> <ul style="list-style-type: none"> Plunge cutting in sheetrock™, plasterboard (installing electrical outlets) Cutting crownmolding, case & base, wood flooring, wood trim 	A-95168
 <p>3-1/4" Segmented Saw Blade High carbon steel (HCS) for more aggressive cutting Applications:</p> <ul style="list-style-type: none"> Plunge cutting in soft and hard woods (installing vents on wood floors) Flush cutting wood (case and base) Cutting off plastic pipe (PVC) to length 	A-95227
 <p>1-1/4" Plunge Blade Bi-metal (BiM) construction for increased performance and improved durability Japanese tooth style for improved flush cutting Applications:</p> <ul style="list-style-type: none"> Plunge cutting in soft and hard woods (installing vents on wood floors) Flush cutting wood (case and base) Flush cutting wooden components (cutting dowels and tenons to length) 	A-95255
 <p>1-1/4" Plunge Blade High carbon steel (HCS) for more aggressive cutting Applications:</p> <ul style="list-style-type: none"> Plunge cutting in soft and hard woods (installing vents on wood floors) Flush cutting wood (case and base) Flush cutting wooden components (cutting dowels and tenons to length) 	A-95277
 <p>2" Scraper High carbon steel (HCS) for more aggressive applications Applications:</p> <ul style="list-style-type: none"> Removing soft carpet adhesive residues Removing paint residues Removing silicone joints from glass windows and doors 	A-95342
 <p>3-1/4" Grout Removal Blade Tungsten Carbide 30 Grit for aggressive material removal TC grit for increased performance and improved durability Applications:</p> <ul style="list-style-type: none"> Routing joints on walls and floor tiles Smaller cutouts in soft wall tiles 	A-95386
 <p>3" Scraping Plate Tungsten Carbide 30 Grit for aggressive material removal TC grit for increased performance and improved durability Applications:</p> <ul style="list-style-type: none"> Removing mortar or tile adhesive (e.g. when replacing damaged tiles) Removing carpet adhesive residues from a mineral surface 	A-95401




Description	Part #
 <p>Adapter Fits most Fein® and other competitive multi-tool accessories</p>	313248-8
 <p>Adapter Fits Dremel® and Bosch® accessories Fein® is a registered trademark of C. & E. Fein GmbH Dremel® & Bosch® are registered trademarks of Robert Bosch Tool Corporation</p>	313249-6

Description	Part #
 <p>Sanding Pad 6-hole design engineered for increased dust extraction Multi-purpose sanding pad to be used with hook-and-loop sandpaper Applications:</p> <ul style="list-style-type: none"> Detail sanding and hard to reach areas Paint removal on wood and metal surfaces 	A-95423

Grit	Qty.	Part #
# 80	10	A-95526
# 100	10	A-95744
# 120	10	A-95532
# 150	10	A-95750
# 180	10	A-95548
Assortment	10	A-95853

Sandpaper
High-quality aluminum oxide grain
Open-coat grain distribution and resin glue coating reduces grain clogging and improves finish on wood surfaces
6-hole design engineered for increased dust extraction
Applications:

- Sanding on hardwood, softwood and other building materials
- Ideal for use on bare wood, paint, varnish, fillers, plastic and other materials

Description	Model	Part #
 <p>Dust Extraction NEW Dust extracting attachment</p>	TM3010C	196550-2
 <p>NEW Dust extracting attachment</p>	LXMT02	195965-0
 <p>NEW Dust extracting attachment</p>	XMT03	196765-1

Hook and Loop Abrasive Paper


Grit	Model	5/Pkg. Part #
#60	B04551	742529-7
#80		742520-A
#100		742530-2
#150		742531-0
#240		742521-A
#320		742528-A
Assortment		742529-7-A

Grit	Model	5/Pkg. Part #
#60	B03710	794566-7
#80		794567-5
#120		794568-3
#180		794569-1


Grit	Model	5/Pkg. Part #	50/Pkg. Part #
#40	B05030/K, B05031K, B05041K	742137-A	742137-A-50
#60		794518-8	794518-8-50
#80		794519-6	794519-6-50
#100		794523-A	794523-A-50
#120		794520-1	794520-1-50
#180		794521-9	794521-9-50
#240		794522-7	794522-7-50
#320		742526-A	742526-A-50
#400		742527-A	742527-A-50

Grit	Model	10/Pkg. Part #
#40	B06030, B06040	794607-9
#60		794608-7
#80		794609-5
#120		794610-0
#180		794611-8
#240		794612-6

Abrasive Paper

	Grit	Model	5/Pkg. Part #	10/Pkg. Part #
4-1/2" x 5-1/2" Sheets 	#60	B04556/K	742509-3-5	
	#80		742523-9-5	
	#100		742510-8-5	
	#150		742511-6-5	
	#180		742512-A-5	742512-A
	#240		742513-A-5	742513-A


PSA (Pressure Sensitive Adhesive) Paper

	Grit	Model	Qty.	Part #
5" Round Use with Pad #743056-7 	#60	B05030/K, B05031K, B05041K	5	742131-A
	#80		5	742132-A
	#80		50	742132-A-50
	#100		5	742133-A
	#120		5	742134-A
	#180		5	742135-A
	#240		5	742136-A


PSA (Pressure Sensitive Adhesive) Discs

	Grit	Model	5" Round 10/Pkg. Part #	6" Round 10/Pkg. Part #
5" Round Use with Pad #743031-3	#60	B04530	742095-4	742098-8
	#80		742095-8A	
	#100		742096-2	742099-6
6" Round Use with Pad #743032-1	#120		742096-6A	742101-5
	#150		742097-0	742100-7
	#180		742097-7A	742102-3




Replacement Pads


	Size	Type	Model	Part #
Hook & Loop Backing Pad Use with Hook & Loop abrasive paper 	4-1/2" x 9"	General Purpose	B04900V	193522-8
	5" Round	Flat Sanding	B05030/K, B05031K,	743081-8
	5" Round	Contour Sanding	B05041K	743022-A
	6" Round	General Purpose		A-91207
	6" Round	Flat Sanding	B06030, B06040,	A-91198
	6" Round	Contour Sanding		A-91213




	Type	Model	Part #
4-3/8" x 4" Backing Pad 	Finishing	B04556K	158324-9

	Size	Model	Part #
Pressure Sensitive Pad Use with PSA (Self Adhesive) 	5" round	B05030/K, B05031K, B05041K	743031-3
	6" round		743032-1
	4" x 4-3/8"		743030-5
	5" round		743056-7

Abrasive Belts

	Size	Grit	Model	10/Pkg. Part #
• General-purpose aluminum-oxide construction • For wood, plastics, resins and metals	3/8" x 21" 	#40	9032	A-34447
		#60		A-34453
		#80		A-34469
		#100		A-34475
		#120		A-34481
1/2" x 21" 	1/2" x 21"	#40	9032	A-34562
		#60		A-34578
		#80		A-34584
		#100		A-34590
		#120		A-34609
1-1/8" x 21" 	1-1/8" x 21"	#40	9031	742301-7
		#60		742302-5
		#80		742303-3
		#100		742304-1
		#120		742305-9
		#150		742334-2
		#180		742336-A
		#220		742337-A
		#240		742335-A

	Type	Model	Part #
Arm Assembly 	1/4"	9032	125157-7
	3/8"		125158-5
	1/2"		125159-3

	Grit	Model	2/Pkg. Part #	10/Pkg. Part #
• High quality aluminum-oxide grain abrasive for increased durability and sharpness • Open-coat grain distribution and resin glue coating reduces grain clogging and improves finish on wood surfaces • Heavyweight backing reduces edge tear-out for more sanding • Ideal for quick removal of material on large sections of wood and metal	#40	9910, 9911	794552-A-2	794552-A
	#60		794553-A-2	794553-A
	#80		794551-A-2	794551-A
	#100		794554-A-2	794554-A
	#120		742313-A-2	742313-A
3" x 21" 	#40	9901, 9903	794119-F-2	742306-7
	#60		794119-A-2	742307-5
	#80		794119-B-2	742308-3
	#100		794119-C-2	742309-1
	#120		794119-D-2	742310-6
	#150		794119-E-2	742311-4
3" x 24" 	#40	9920, 9924DB	794237-A-2	742312-8A
	#60		794237-B-2	742312-8B
	#80		794237-C-2	742312-8C
	#100		794237-D-2	742312-8D
	#120		794237-E-2	742312-8E
	#150		794237-F-2	742312-8F
4" x 24" 	#40	9403, 9404	794133-A-2	742320-3
	#60		794133-B-2	742321-1
	#80		794133-C-2	742322-9
	#100		794133-D-2	742323-7
	#120		794133-E-2	742324-5
	#150		794133-F-2	742325-3

Wheel Sander Accessories

	Description	Model	Part #
Wheels Designed for many applications 	Slit Paper for sanding (40 Grit)	9741	794380-1
	Wire Brush for metal finishing		794382-7
Nylon Brush Wheels Removes rust 	#80 Grit Course	9741	794384-3
	#100 Grit Medium		794379-6
	#240 Grit Fine		794383-5

Authorized Makita Distributors

Makita tools are sold through authorized Makita distributors. They are established throughout the United States with well-balanced inventories to assure you fast delivery; and are staffed with experienced personnel to assist you in selecting the proper tools for your specific requirements.

Listed

Any Makita tool that bears the UL or CSAus mark has been evaluated by Underwriters Laboratories, Inc. or the Canadian Standards Association, (NRTL approved) to meet the OSHA requirements.



Trade Associations

Makita U.S.A., Inc., is an associate member of the following trade and standards associations:



Instruction Manual

For your safety and best optimum tool performance, be sure to read, understand, and follow all the safety and operating procedures listed in the instruction manual before connecting your tool to a power source. An instruction manual is furnished with every Makita tool. If yours is lost, stay safe! Contact the nearest Makita Sales Office/Distribution Center for a replacement, or visit makitatools.com

Double Insulation

Most Makita tools do not require 3-prong "grounded" plugs because they are "DOUBLE INSULATED." Double insulated tools protect the user by two independent insulation systems. These systems shield the electric motor components from the outer motor housing and gripping areas of the tools. All Double Insulated Makita power tools are denoted by the double square safety mark.

Units of Measurement

Amp Hour: (Ah) The standard measure of capacity for a rechargeable battery. The quantity of electricity that passes through a circuit in one hour when the rate of flow is one ampere.

Watt Hour: The practical unit of energy capacity. Equal to the battery voltage multiplied by the amp hours of that battery.

Maximum Watts Out: An accurate unit measurement of power from an electric motor. One watt equals the amount of power required to maintain a current of one ampere at a pressure of one volt.

Vibration: (m/s²) measurements are made in the direction of feed force and with three axes of a basicentric co-ordinate system. Measurements shall be carried out at a point halfway along the length of the handles or where an operator normally holds the tool.

If the placing of the switch actuator makes this impossible then the accelerometer is placed as close as possible to the hand between the thumb and the index finger.

Joules: (J) The basic unit measuring impact energy. Equal to the amount of work done by force of one Newton acting through a distance of one meter in the direction of the force.

Newton Meters: (N·m) A unit of the meter-kilogram-second system equal to the energy expended, or work done, by a force of one newton acting through a distance of one meter and equal to one joule. N·m → ft.lbs., multiply by .7380

EPTA Standard for Stated Net Weight Values: Makita Industrial Power Tools are weighed in accordance to standards set by the European Power Tool Association (EPTA). In catalogs, the attribute is designated as weight without the cord, and for cordless products as weight including batteries, unless otherwise noted.

Common Abbreviated Terms

The following abbreviations are used throughout this catalog.

Ah —Amp per hours	N·m —Newton·meters	RPM —Revolutions Per Minute
BPM —Blows Per Minute	Ni-Cd —Nickel Cadmium	SFPM —Surface Feet Per Minute
CFM —Cubic Feet per Minute	Ni-MH —Nickel Metal-Hydride	SPM —Strokes Per Minute
FPS —Feet Per Second	OPM —Orbits Per Minute	TPI —Teeth Per Inch
IPM —Impacts Per Minute	Pkg. —Package	VAC —Volts Alternating Current
Li-Ion —Lithium-Ion	Qty. —Quantity	VDC —Volts Direct Current

Trademarks

The following are trademarks for Makita Power Tools and Accessories:

Advanced Directional Air Flow™	More Power. Less Weight. Better Engineering®
Automatic Speed Change™	Oil Impulse™
AVT®	Push Drive™
BlueMaks™	Quick-Shift Mode™
Demolisher™	Rocket 6000™
DXT®	Sidewinder®
eLuminate™	Stubby Finder/Driver™
Finder/Driver™	SJS® - Super Joint System
HP® - High Pressure	Thruster®
Impact GOLD®	UltraFast®
Interna-Lok™	UltraLok™
LXT®	Vision Finder/Driver™
Makita®	The MAKITA Logo®
Makstar®	18V POWER. 12V WEIGHT™
Maximum Cordless™	XPT™ - Extreme Protection Technology
MForce™-SL	XtractVac®
MM4®	

The MAKITA TEAL COLOR is the trade dress of Makita Corporation and is protected under common law and registered with the U.S. Patent and Trademark Office. The MAKITA BLACK & WHITE COLOR combination is the trade dress of Makita Corporation and is protected under common law and registered with the U.S. Patent and Trademark Office.

Symbols Used in this Catalog

	Accepts SDS-MAX Bits		Laser Radiation - Do not stare into beam Maximum Output < 1mW, Wavelength: 655nm Class II Laser Product
	Accepts SDS-PLUS Bits		Lithium-Ion
	Advanced Directional Air Flow™		LXT® Brushless
	Automatic Speed Change™		LXT® Lithium-Ion
	AVT® - Anti-Vibration Technology		Magnesium™
	Big Bore™		Makita®
	Blue Steel™		Makita Built 4-Pole Motor
	BL Brushless Motor		MM4®
	Compact Lithium-Ion		Oil Impulse™
	7.2V Lithium-Ion		Optimum Charging System™ (Active 3 Controls: Current Voltage Temperature)
	12V max Lithium-Ion®		Push Drive™
	18V Lithium-Ion		Quick-Shift Mode™
	Demolisher™ Recipro Blades		Sidewinder® Angle Drills
	DXT® Deep and eXact Cutting Technology		Split Shank
	Thruster® SDS-PLUS Rotary Bit		SJS® - Super Joint System
	Thruster® Percussion		UltraFast®
	High Pressure® Technology		XPT™ - Extreme Protection Technology
	Hybrid 4 Function		Xtract Vac®
	Interna-Lok™		
	Impact GOLD®		
	Laser		

Tools								
	2 - 5					F - G		
2705		66	9566CV	51	FD01W	26	HR4002	31
3706		44	9566PC	50	FD02W	26	HR4013C	31
3709		69	9924DB	72	FS2200	44	HR4041C	32
4114		34, 56	AC001	76	FS2500	44	HR4510C	31
4131		56	AC310H	77	FS2701	45	HR5212C	31
5104		60	AD02W	26	FS4200 / FS4200A / FS4200TP	44	HRH01	33, 17
6407		42	AF505N	78	FS6200 / FS6200TP	44	HS7600	58
6844		45	AN453	78	GA4030	48		
6906		46	AN610H	77	GA4530	48	J - L	
6952		45	AN611	77	GA4534	48	JN1601	55
6953		45	AN902	77	GA5010Z	50	JN3201	55
9031		71	AN923	77	GA5020	50	JR3050T	61
9032		71	AN930H	77	GA5020Y	50	JR3050TZ	61
9403		72	AT1150A	78	GA5020Y	50	JR3060T	61
9404		72	AT2550A	78	GA6010Z	51	JR3070CT	61
9741		72	AT638	78	GA6020	51	JR3070CTZ	61
9903		71			GA7001L	52	JS1602	55
9920		72	B, C		GA7011C	51	JS3201	55
98202		74	BBX7600N	80	GA7020	51	JS8000	55
1002BA		72	BCF201Z	21	GA7021	51	JV0600K	62
1806B		73	BHX2500CA	80	GA7031Y	52	KP0800K	73
1912B		73	BML184	20	GA7040S	51	KP0810	73
2012NB		66	BML185	20	GA7911	52	KP312	73
2107F		56	BML185W	25	GA9020	52	LC01Z	27, 40
2414NB / 2414DB		56	BO3710	71	GA9031Y	52	LC05	27, 40
2705X1		66	BO4556 / B04556K	71	GA9040S	52	LC1230	56
4100NH		36, 58	BO4900V	71	GD0600	53	LCT208W	26
4101RH		36, 58	BO5030 / B05030K	70	GD0601	53	LCT209W	26
4329K		62	BO5031K	70	GD0800C	53	LCT212W	26
4350FCT		62	B05041 / B05041K	70	GD0801C	52	LCT309W	26
4351FCT		62	BO6030	70	GS5000	52	LCT314W	26
5005BA		58	BO6040	70	GV5010	54	LS0815F	65
5007F / 5007FA		58	CC01W	27	GV7000C	54	LS1016	64
5007MG		59					LS1016L	64
5007MGA		59	D		HCU02C1	22, 82	LS1016LX5	65
5007NK		58	DA3010F	43	HG551V	74	LS1018	64
5008MGA		60	DA4000LR	43	HHU01C1	22, 82	LS1040	65
5012B		81	DA4031	43	HK1810	31	LS1216L	64
5377MG		59	DA6301	43	HM0810B	31	LS1216LX4	65
5402NA		60	DCF300Z	21	HM0870C	31	LS1221	65
5477NB		59	DCJ200Z - S, M, L, XL, 2-XL, 3-XL	21	HM1111C	31	LXJP02	18, 73
			DCJ201Z - S, M, L, XL, 2-XL, 3-XL	21	HM1203C	30	LXLM01	20
			DCL500Z	21, 40	HM1211B	30	LXLM01W	25
6302H	6 - 9	42	DCS5121	81	HM1214C	30	LXLM03	20
6408 / 6408K		42	DCS642120	81	HM1307CB	30	LXLM04	20
6922NB		46	DF010DSE	27	HM1317CB	30	LXT1500	10
7104L		74	DP4000 / DP4002	42	HM1500B	30	LXT702	10
9005B / 9005BZ		50	DS4000	43	HM1810	30	LXT902	10
9218SB		54	DS4011	43	HP1640	34		
9227C		54	DS4012	42	HP1641K	34	M - R	
9237C		54	DT01W	26	HP2010N	34	MAC2400	76
9557NB		48	DUB182	21, 40, 83	HP2050	34	MAC5200	76
9557PB		48			HP2050F	34	MAC5501G	76
9558PB		49	E		HP2070F	34	MAC700	76
9564CV		49	EA3201S35B	81	HR1830F	32	PC5000C	36
9564P		48	EA4300F40B	81	HR2475	32	PC5001C	36
9564PC		48	EA5000P53G	80	HR2611F	32	PJ7000	73
9565CV		50	EA6100P53G	80	HR2641	32	PV7001C	54
9565PC		49	EK6101	35	HR2811F	32	PW5001C	54
			EK7301	35	HR3210C	32	RD1101	69
			EK7651H	35			RF1101	69
			EK8100	35				

NEW MODELS INDICATED BY BOLD TEAL TYPE

RF1101KIT2	68	XPH07T / XPH07M	6, 12, 43
RJ01W	27	XPK01	18, 73
RP0900K	68	XPT03	14
RP1800	68	XRF01	20, 45
RP2301FC	68	XRHO11X	7, 17, 33
RT0701C	69	XRHO1Z	17, 33
RT0701CX3	69	XRHO3	17, 33
RT0701CX7	69	XRHO4	17, 33
		XRH05Z	17, 33
SH01W	27	XRJ01	16
SP6000J / SP6000J1	60	XRJ02	16, 61
TM3010CX1	68	XRJ03Z	16
TW0200	45	XRM02W	25
TW0350	46	XRM03B	21
TW1000	46	XRM04B	21
UB1103	74	XRU02Z	23, 83
UB1103	40	XRU04Z	7, 23, 83
UB360DWB	23, 40, 83	XRV01 / XRV02	17
UC3530A	81	XSC01M / XSC01	18, 56
UC4030A	81	XSF03M	6, 20, 44
UH6570 / UH5570	81	XSH01X	15, 58
VC4710	38	XSH03M	7, 15
VJ01W	27	XSJ01	19, 55
WT01W	27	XSL01	18, 65
		XSS01	16
XAD01	13	XSS02Z	16
XAD02	13	XSS03	16
XAG01	19, 49	XST01M	14
XAG03M	7, 19, 49	XT211	11
XAG06M	7, 19, 49	XT211A	11
XBP01	19, 56	XT211M	11
XBP02	19, 56	XT218	11
XBU01Z	23, 40, 83	XT218M	11
XCU01Z	23, 82	XT221	11
XCU02Z	22, 82	XT238X1	11
XDG01	19, 53	XT248	11
XDT01	7, 14	XT248M	11
XDT04	14	XT249	11
XDT04CW	25	XT252M	11
XDT08	7, 14	XT252T	11
XDT09M	6, 14	XT255M	11
XFD01	13	XT256M	11
XFD01CW	25	XT257M	11
XFD03	13	XT257T	11
XFD07M	7, 13	XT258PM	11
XGC011	20	XT259PM	11
XGC011B	20	XT405	10
XHU02Z	23, 82	XT406	10
XHU04Z	22, 82	XT407	10
XLC02ZW	25, 40	XT439PM	10
XLT01	14	XT601	10
XLT02	15	XTS01	20
XMT035	18, 68	XVJ02Z	7, 16, 62
XMU02Z	23, 83	XVJ03	16, 62
XNJ01	19, 55	XWT01	14, 46
XOB01	18, 71	XWT02M	6, 15, 46
XOC01M	20, 44	XWT04M	15, 46
XPH01	13	XWT05	15, 46
XPH03M	12	XWT06	15
XPH06	7, 12		

S - W

X

NEW MODELS INDICATED BY BOLD TEAL TYPE

Model Number Transitions	
Model	Replacement Model
5740NB	H57600
9227CX3	9237CX3
AF505	AF505N
AN901	AN902
AN911H	AN930H
BBX7600	BBX7600N
BCL180W	XLC02R1W
BCL180ZW	XLC02ZW
BCS550	XSC01
BDA350	XAD01
BDF451	XFD03
BFR750	XRF01
BGA452	XAG01
BHP454	LXPH03
BHR202	XRHO3
BHR241	XRHO4
BHR261	HRHO1
BJR181	XRJ02
BJR182Z	XRJ03Z
BJS130	XSJ01
BJV180	XVJ03
BMR100W	XRM02W
BPB180	XPB02
BSS501	XSS03
BSS610	XSS01
BSS611Z	XSS02Z
BST221	XTS01
BTD141	XDT04
BTL061	XLT01
BTL063	XLT02
BTP140	XPT03
BTW251	XWT05
BTW253	XWT06
BTW450	XWT04
BUB182	DUB182
BUB360Z2C	XBU01Z
BVR450	XRV01
BVR850	XRV02

Accessories	
Circular Saw Blades	108-109
Cordless	28
Cut-Off Wheels	102
Carbide Bits/Demolition Steel	90-95
Diamond Blades	96-97
Drill Bits/Hole Saws	98-99
Fastening	88-89
Grinding Discs, Brushes	103-105
Grinding Accs./Wheels	100-102
Impact GOLD®	87
Jig Saw Blades/Accessories	111
Metal Cutting	106-107
Miter, Table Saw Blades	109
Multi-Tool	115
Polishing, Other Metalworking	103
Reciprocating Saw Blades	110
Router Bits/Accessories	112-114
Sanding Abrasives	115-116
Storage	114
XtractVac®	38-39

Model Number Transitions	
Model	Replacement Model
DCS46018	EA4300F40B
DCS51020	DCS5121
DPC8132	EK8100
HCU02ZX2	XCU02Z
HG1100	HG551V
HHU01ZX2	XHU04Z
HR4010C	HR4013C
HR5210C	HR5212C
HRHO1ZX2	XRHO5Z
LCT200W	CT200RW
LCT300W	CT300RW
LCT400W	CT400RW
LS0714	LS0815F
LS1016LX	LS1016LX5
LS1216LX	LS1216LX4
LXCU01Z	XCU01Z
LXDG01	XDG01
LXDT01	XDT01
LXDT04CW	XDT04RW
LXDT06	XDT09M
LXDT08	XDT08
LXFD01	XFD01
LXFD01CW	XFD01RW
LXGC011	XGC011
LXGC011B	XGC011B
LXHU02Z	XHU02Z
LXJP02	XJP03
LXMT025	XMT035
LXMU02Z	XMU02Z
LXNJ01	XNJ01
LXOB01	XOB01
LXPH01	XPH01
LXPH01CW	XPH01RW
LXPH05	XPH06
LXPK01	XPK01
LXRHO11	XRHO11X
LXRHO1Z	XRHO1Z
LXRM03B	XRM03B
LXRU02Z	XRU02Z
LXSF01	XSF01
LXSL01	XSL01
LXT211	XT211
LXT211A	XT211A
LXT218	XT218
LXT221	XT221
LXT238X1	XT238X1
LXT239	XT248
LXT249	XT249
LXT405	XT405
LXT406	XT406
LXT407	XT407
LXT421	XT421
LXT601	XT601
LXWT01	XWT01
RT0700C	RT0701C
RT0700CX3	RT0701CX3
SP6000K	SP6000J
SP6000K1	SP6000J1
TM3000CX5	TM3010CX1
UB1101	UB1103
LXSL01	XSL01
LXWT01	XWT01

Safety Precautions

Read, understand and follow all instructions and warnings in tool or charger instruction manual as well as those provided with recommended accessories.

Keep guards in place and in working order.
Use recommended accessories only.

Check damaged parts. (Before further use of the tool, a guard or other part that is damaged should be carefully checked to determine that it will operate properly and perform its intended function).

A guard or other part that is damaged should be properly repaired or replaced by an authorized service center.

Keep work area clean. Cluttered areas and benches invite injuries.

Consider work area environment. Do not use power tools in damp or wet locations. Keep work area well lit. Do not expose power tools to rain. Do not use tools or chargers in presence of flammable liquids or gases.

Keep children away. All visitors should be kept away from work area.

Store idle tools. When not in use, tools should be stored high or locked up out of reach of children.

Use the right tool. Do not force a small tool or attachment to do the job of a heavy duty tool. Do not use tool or accessories for purpose not intended. Only use proper, recommended accessories for the tool being used. Only use genuine Makita batteries and chargers

Dress properly. Do not wear loose clothing or jewelry. They can be caught in moving parts. Wear protective hair covering to contain long hair.

Use safety glasses whenever operating any tool. Makita safety goggles and glasses are available (part no. 191686-2, 191684-A and 191685-A). Also use face or dust mask if operation is dusty.

Don't abuse cord. Never carry tool by cord or yank it to disconnect from receptacle.

Secure work. Use clamps or a vise to hold workpiece. It can be safer and it frees both hands to operate and control tool.

Maintain tools with care. Keep tools sharp and clean for best and safest performance. Follow instructions for lubrication and changing accessories.

Un-plug tools. When not in use, before servicing, and when changing accessories. Remove adjusting keys and wrenches. Form a habit of checking to see that keys and adjusting wrenches are removed from tool before turning it on.

Avoid unintentional starting. Don't carry plugged-in tool with finger on switch. Be sure switch is OFF when plugging in.

Outdoor use extension cords. When tool is used outdoors, use only extension cords intended for use outdoors and so marked.

Guard against electric shock. Prevent body contact with grounded surfaces. For example: pipes, radiators, ranges and refrigerator enclosures.

Replacement parts. When servicing, use only genuine Makita replacement parts.

Never leave tool running unattended. Turn power off. Don't leave tool until it comes to a complete stop.

Disclaimer

Makita U.S.A., Inc., reserves the right to make changes or improvements on its products without incurring an additional obligation including any obligation to make corresponding changes or improvements to products previously manufactured or sold. Makita reserves the right to discontinue products at any time without notice. All illustrations and photographs displayed in this catalog are the property of Makita U.S.A., Inc., and shall not be duplicated or reproduced without the express written consent of Makita U.S.A., Inc.

Limited Warranty

Every Makita tool is thoroughly inspected and tested before leaving the factory. If you are not satisfied with any Makita tool within 30 days of purchase, return it and Makita will provide, at Makita's option, a replacement or refund. Each Makita tool is warranted to be free of defects from workmanship and materials for the period of ONE YEAR from the date of original purchase. Should any trouble develop during the one-year period, return the COMPLETE tool, freight prepaid, to one of Makita's Factory or Authorized Service Centers. If inspection shows the trouble is caused by defective workmanship or material, Makita will repair (or at our option, replace) without charge.



Every Makita® Lithium-Ion Industrial Power Tool is thoroughly inspected and tested before leaving the factory. If you are not satisfied with any Makita Lithium-Ion tool within 30 days of purchase, return it and Makita will provide, at Makita's option, a replacement or refund. Each Makita Lithium-Ion tool is warranted to be free of defects from workmanship and materials for the period of THREE YEARS from the date of original purchase. The Makita Lithium-Ion battery has a limited ONE YEAR warranty. Should any trouble develop during the three-year period for the Lithium-Ion tool and during the one-year period for the Lithium-Ion battery, return the COMPLETE tool and or battery, freight prepaid, to one of Makita's Factory or Authorized Service Centers.



If inspection shows the trouble is caused by defective workmanship or material, Makita will repair (or at our option, replace) without charge. This warranty does not apply to Makita Accessories.

These warranties do not apply where:

- Repairs have been made or attempted by others
- Repairs are required because of normal wear and tear
- The tool has been abused, misused or improperly maintained
- Alterations have been made to the tool

In no event shall Makita be liable for (A) any indirect, incidental, punitive or consequential damages arising from the sale or use of the products sold hereunder, or (B) any amount in excess of the amount actually paid to Makita for the products sold hereunder for any liability arising from the sale or use of the products sold hereunder. This limitation applies both during and after the terms of the warranty.

Makita disclaims liability for any implied warranties, including implied warranties of "Merchantability" and "Fitness for a specific purpose," after the one-year term and three-year term for qualifying Lithium-Ion models of this warranty.

This warranty gives you specific legal rights, and you may also have other rights which vary from state to state. Some states do not allow the exclusion or limitation of incidental or consequential damages, so the above limitation or exclusion may not apply to you. Some states do not allow limitation on how long an implied warranty lasts, so the above limitation may not apply to you.

Contact Makita

1-800-4MAKITA

(1-800-462-5482)

makitools.com



Choose Genuine Makita® Parts & Accessories

“Knock-Off” Makita® Lithium-Ion Batteries May Burst Causing Fires, Personal Injuries or Property Damage



CAUTION Makita® U.S.A., Inc. notifies tool users of the hazards and risks of using non-genuine (“knock-off”) Makita Lithium-Ion batteries.

Makita Lithium-Ion batteries are manufactured to strict standards, and are engineered with internal electronic circuitry to monitor the battery conditions when in use with Makita tools and chargers. By using a non-genuine Makita “knock-off” battery or batteries that have been altered, the sophisticated electronic communication system between the battery and charger as well as between the battery and the tool may be defeated. This will result in:

- Voiding the Makita Warranty for the Makita tool and charger
- Voiding the UL/CSA Standards approval of the tool

When using non-genuine Makita batteries, there is also a risk of:

- The battery bursting that may result in personal injury and/or property damage
- Possible fire damage to the tool, the battery and/or the charger
- Unknown tool performance

Makita bears no liability for accidents, personal injury or property damage (or damage to batteries, tools or chargers) that occurs as a result of the use of “knock-off” batteries, or batteries that have been repaired or altered in any way.

Don't be fooled! Genuine Makita batteries are black in color, have the Makita trademark logo with Lithium-Ion identification on both sides, and have the Makita trademark logo on the bottom of the battery. “Knock-off” batteries may appear to be similar to genuine Makita batteries but have no Makita branding on them. Makita only approves the use of genuine parts and accessories with Makita tools. Makita does not approve the use of non-genuine or “knock-off” Lithium-Ion batteries which are marketed and sold by third parties for use in Makita Lithium-Ion cordless tools.



If there is any question whether your battery is a genuine Makita product, or if you have a performance issue with your Makita battery, tool, or charger, contact a Makita Factory Service Center or Authorized Service Center, or call (800)4-MAKITA.

Makita Factory Service Centers

Makita manufactures best-in-class industrial power tools for the professional user. Our tools work hard and stand up to brutal working conditions, but last even longer with periodic service and repairs. That's why we offer a comprehensive national service network. **Makita Factory Service Centers** deliver world-class service for the complete care of all Makita products. We are also proud to offer a coast to coast network of **Authorized Service Centers**. Each facility understands the importance of quality and efficient service. Makita Authorized Service Centers meet our high-quality standards and provide the same distinguished service experienced at any of our Makita Factory Service Centers.



QUALITY SERVICE

- Factory trained repair technicians
- Genuine Makita® replacement parts
- Safety Certification Check performed on all electric power tools
- Maximum repair cost program



FAST REPAIR TIME

- Most tools repaired within two working days

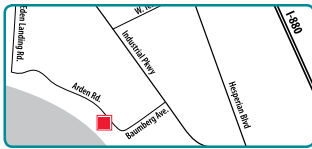


FREE

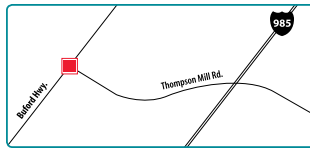
- Repair estimates
- Labor for qualified trade schools
- Pick-up and delivery (select markets)

(800) 4-MAKITA

Hours: 8am – 4:30pm, Monday-Friday



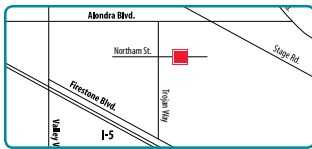
**3226 Arden Rd.
Hayward, CA 94545**



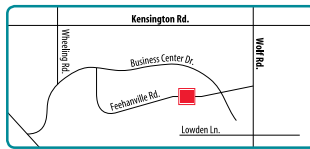
**2660 Buford Highway
Buford, GA 30518**



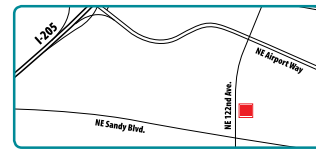
**5720 South Arville St., Suite 113
Las Vegas, NV 89118**



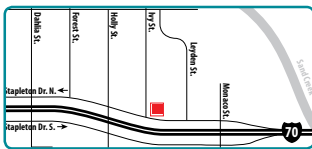
**14930 Northam St.
La Mirada, CA 90638**



**1450 Feehanville Dr.
Mt. Prospect, IL 60056**



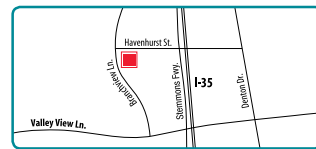
**4908 Northeast 122nd Ave.
Portland, OR 97230**



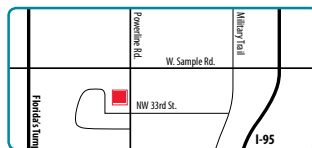
**5855 Stapleton Drive North
Unit A-160
Denver, CO 80216**



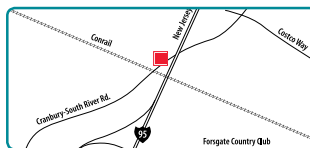
**346 Vanderbilt Avenue
Norwood, MA 02062**



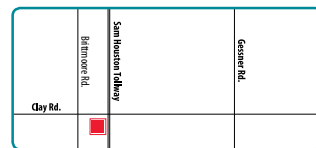
**13370 Branchview Lane, Suite 125
Farmers Branch, TX 75234-5773**



**2101 NW 33rd St., #800A
Pompano Beach, FL 33069-1061**



**1075 Cranbury
South River Road, Suite 3
Jamesburg, NJ 08831**



**4321 W. Sam Houston Pkwy.
North Suite 130
Houston, TX 77043**



Locate a Makita Factory Service Center or an Authorized Service Center

makitatools.com/service

Online Product Registration

Register all your Makita products and keep them in one safe place; your own online Tool Box. It's where you can go to obtain your tool model numbers and serial numbers in the event your tool is stolen or needs service.

makitatools.com/productregistration

**Online Parts & Environmental Responsibility**

Go online to makitatools.com/service and download parts breakdowns and owners manuals for your tools.



call2recycle

Battery Recycling

Makita is continuing our sustainability efforts and support for the environment by responsibly recycling rechargeable batteries through the **call2recycle**® program. The program is no-cost, no-hassle and available at **Makita Service Centers**. call2recycle® follows the strictest standards in safety and compliance, including being the first program of its kind to receive Responsible Recycling (R2) certification and e-Steward recognition from the Basel Action Network (BAN).

National Call Center and Locations

For more information or questions regarding Makita products, parts, accessories or technical assistance, call us at the National Call Center:

1-800-4MAKITA (1-800-462-5482)

Hours: Monday - Friday 8 a.m. - 6 p.m. (EST)

Corporate Office

14930 Northam St.
La Mirada, CA 90638-5753
(714) 522-8088 / Fax: (714) 522-8133

Makita Corporation of America
(Manufacturing Facility)

2650 Buford Hwy.
Buford, GA 30518
(770) 932-2901 / Fax: (770) 932-2905

Sales Branches and Distribution Centers**Southeastern Regional Office and Distribution Center**

2660 Buford Hwy.
Buford, GA 30518
(800) 637-3603 / Fax: (866) 521-3541

Western Regional Office and Distribution Center

14930 Northam St.
La Mirada, CA 90638-5753
(714) 522-8088 / Fax: (866) 521-3532

Central Regional Office and Distribution Center

1450 Feehanville Dr.
Mount Prospect, IL 60056-6011
(847) 297-3100 / Fax: (866) 521-3532



Celebrating
100 YEARS
of Innovation



MM4[®]

4-STROKE ENGINE

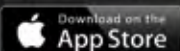
EK7651
**14" MM4[®] 4-STROKE
POWER CUTTER**

REDUCES COST - NO MORE 2-STROKE OIL

See page 35

GET THE NEW APP **MAKITA MOBILE**

New Products, Support and more...



**LONGER LIFE.
FASTER CUTS.
LESS NOISE.
LESS VIBRATION.**

T-02537
**14" ULTRA PREMIUM
SEGMENTED DIAMOND BLADE**

See page 96



makitatools.com