



Fujitsu Client Computing Devices Product Facts

IoT Solution

Gateway and Appliance

Mobile Devices for Productivity on the Move

Tablets, Notebooks, Accessories

Desktop Systems for Demanding Users

Thin Clients, Desktops, Workstations, Displays,
Peripherals, Security Solutions, Printers, Scanners

shaping tomorrow with you

FUJITSU

Contents

Fujitsu IoT Solutions		
IoT Solution	Introduction & Overview	6
INTELLIEDGE™	Offerings	10 - 11
Fujitsu Mobile Devices		
Tablets	Positioning	12
2 in 1 Devices	LIFEBOOK / STYLISTIC	14 - 19
Notebooks	Positioning	20
Superior Notebooks	LIFEBOOK	22 - 25
Advanced Notebooks	LIFEBOOK	26 - 37
All-round Notebooks	LIFEBOOK	38 - 39
Fujitsu Deskbound Devices		
Thin Clients	Positioning	40
Flexible Thin Clients	FUTRO	42 - 49
Optimized Thin Clients	FUTRO	50 - 51
Upgrades Thin Clients	Thin Client Kits	52 - 55
Desktops	Positioning	56
Superior Desktops	ESPRIMO	58 - 73
Advanced Desktops	ESPRIMO	74 - 81
All-round Desktops	ESPRIMO	82 - 97
Workstations	Positioning	98
Mobile Workstation	CELSIUS	100 - 103
Desktop Workstations	CELSIUS	104 - 119
Rack Workstation	CELSIUS	120 - 121
Displays	Positioning	122
Superior Displays	Display P Line	124 - 127
Advanced Displays	Display B Line	128 - 133
All-round Displays	Display E Line	134 - 135
Touch Displays	22- and 55-inch	136 - 137
Display Stands	Display Stands	138 - 139
Accessories	Positioning	140
General Accessories	General Accessories	142 - 166
Product-related Accessories	Product-related Accessories	167 - 171
Security Solutions	Positioning	172
Access Protection	Access Protection	174 - 179
Theft Protection	Theft Protection	180 - 181
Dot Matrix Printers	Overview	182
Dot Matrix Printer & Accessories	Printers	184 - 185
Fujitsu Document Scanners	Overview	186
ScanSnap	Scanners	188 - 189
Desktop and Workgroup Scanners	Scanners	190 - 191
Production Scanners	Scanners	192 - 193
made4you		194
Fujitsu's Security Solutions		196
Microsoft Windows® Licensing		200
Fujitsu Product Support Services		201



Whatever your computing needs are, Fujitsu has innovative, reliable, green and human-centric client computing devices and solutions based on more than 30 years' experience.

The wide range of highly reliable **FUJITSU LIFEBOOK Notebooks** and **STYLISTIC Tablets** provide outstanding mobility and security.

FUJITSU ESPRIMO Desktops exemplify Fujitsu's green philosophy through a sophisticated Low Power Active Mode and high energy efficient power supplies, that reduces energy costs significantly.

For more power hungry applications, **FUJITSU CELSIUS Workstations** deliver outstanding processor and graphics performance, even remotely out of the data center.

If you need innovative devices which fit into a flexible, centralized desktop infrastructure, **FUJITSU FUTRO Thin Clients** are the ideal solution for server-based computing and desktop virtualization.

Complete your workplaces with **FUJITSU Displays** or the comprehensive range of **FUJITSU Accessories**.

Boost your business and choose everything from one source – **from Fujitsu**.

The World
is Your
Workplace



IT Solutions for creating the Human Centric Workplace

Is your workplace future-ready?

If you look closely, you'll see the workplace of the future is happening all around you right now. A new generation of employees and more matured mobile technologies are driving the move towards business mobility and modern IT solutions. This include: BYOD, application modernization and collaboration technologies, which are creating complex security and manageability challenges for even the most agile IT departments.

The smartest organizations are now acting to turn these challenges into opportunities to build competitive advantage. But finding the equilibrium between what users expect and what the business needs can be a tough challenge – unless you know the right questions to ask.



workplace.global

FUJITSU IoT Solution INTELLIEDGE

- Offers a scalable platform for a wide range of edge computing applications in the Industry 4.0 and IIoT context
- Supports a wide range of solution scenarios from a simple gateway functionality to fog computing that employ Artificial Intelligence (AI) and Machine Learning (ML)
- Provides a robust industrial grade hardware platform comprising of software for device management, application deployment and management, secure multi-tenant setups
- Pre-configured containerized applications enable turnkey setups to connect existing OT equipment to IT systems and the cloud with ease

FUJITSU IoT Solution INTELLIEDGE Family

INTELLIEDGE Appliances

Ready-to-run IoT Appliances

INTELLIEDGE A700 Appliance

INTELLIEDGE Gateway

Edge Computing Hardware

INTELLIEDGE G700 Gateway



→ www.fujitsu.com/fts/INTELLIEDGE

FUJITSU IoT Solution INTELLIEDGE™ Appliance and Gateway Systems Unlock Value from Your Enterprise Data

Fujitsu recommends Windows 10 Pro.

The Edge Computing Approach

Operational Technology (OT) and traditional IT are set to converge into Industrial IoT with the emergence of 5G connectivity, intelligent devices and Industry 4.0. Fujitsu is committed to bridging the OT/IT gap that enables businesses to face their unique challenges with the right solutions and helping them start their Edge Computing journey. Businesses need to understand and harness the advantages that Edge Computing provides when it comes to handling massive data sets that get generated by industrial systems and appliances at the edge of their enterprise. Applying deep analytics to this data enables businesses to gain insights and apply those insights to further improve operational efficiencies in the long run.

OT and IT Convergence

The FUJITSU IoT Solution INTELLIEDGE™ Appliance and Gateway systems offer a scalable platform for a wide range of edge computing applications and scenarios in the Industry 4.0 and IIoT context. This typically ranges from simple gateway functionality to fog computing scenarios that employ Artificial Intelligence (AI) and Machine Learning (ML) to make use of the data that gets generated at the edge of the enterprise.

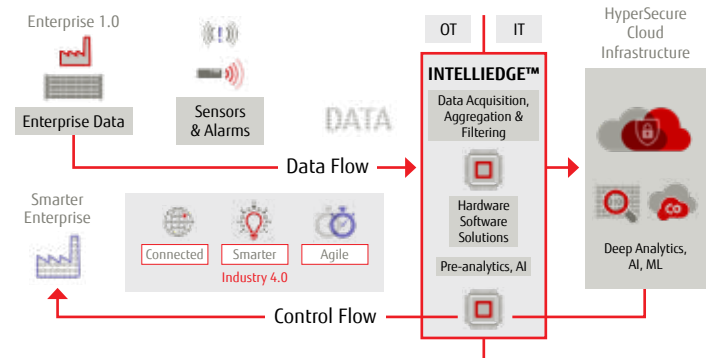
The INTELLIEDGE A700 Appliance provides a robust industrial grade hardware platform complemented by software for device management, application deployment and management, secure multi-tenant setups and disaster recovery. Customers can leverage virtualized or containerized application blueprints enabling turnkey setups to connect existing OT equipment to IT systems and the cloud with ease.

Additionally, FUJITSU also offers an INTELLIEDGE Gateway G700 device that has best-in-class industrial hardware designed to operate in challenging environments to acquire, analyze and process data for better and deeper insights into the enterprise. The G700 Gateway device is a future-ready and easily customizable edge computing device that can be expanded and configured to match and scale to every requirement in an industrial IIoT context.

Stay secure with FUJITSU Datacenter Technology

The FUJITSU IoT Solution A700 Appliance utilizes FUJITSU Datacenter Technology combined with a hybrid container and virtualization approach ensuring full separation between applications running on the system. One major benefit of this approach is near-zero disruptions and at the same time providing a safe and secure environment. The disaster recovery mechanism is integrated with the system BIOS and ensures data recovery for various disaster scenarios.

How Edge Computing Works



FUJITSU IoT Solution INTELLIEDGE Overview

Start Your Edge Computing Journey Today

FUJITSU IoT Solution Appliances and Gateways help facilitate OT/IT convergence and are ready-to-run existing IoT applications or bundled IoT solutions that leverage your existing IT capabilities and help you improve Organizational Awareness and Access & Process Real-time Enterprise Data. Learn how it helps:

- Harness massive sets of enterprise data being generated at the edge of your networks
- Access, monitor and control remote field devices at your factory- and shop-floor
- Respond faster to market changes and have a supply-demand sync
- Reduce maintenance costs using predictive analytics and operational intelligence



Smarter Enterprise OT/IT Convergence Secure Access Speed to market

To learn more: fujitsu.com/fts/INTELLIEDGE

IoT Solution INTELLIEDGE™



FUJITSU	INTELLIEDGE™ A700 Appliance
Memory	16GB (2x 8GB SO-DIMM, Dual Channel DDR4 SDRAM, unbuffered, non-ECC)
Hard disk drives (Internal)	512 GB, SSD SATA III, 2.5-inch
Optional Interfaces	EtherCAT*, ZigBee*, LoRa*
Base unit	Ruggedized industrial housing, IP50
Operating system	CentOS
Functions	Containerized application (hybrid container and virtualization)
Mainboard type	D3433-S2, Intel® Q170
Form factor	Mini-ITX
Processor type	Intel® Core™ i7-6700TE processor
LAN	Dual independent Intel Gigabit LAN
BIOS features	BIOS Flash EPROM update by software, Recovery BIOS, Unified Extensible Firmware Interface (UEFI), Disaster recovery, Fujitsu Extended Secure Boot, Fujitsu Watchdog
Audio type	Intel HD Audio
Other interfaces (Optional)	WiFi 802.11ac, Bluetooth, BLE, WLAN
Graphics features	Integrated Intel HD Graphics
USB 2.0	4 (external)
USB 3.0	4 (external), 1 (internal)
Serial (RS-232/RS-422/RS-485)	4 (Configurable)
DisplayPort	2 DP
DVI	1 DVI-D
PCI_Express x16	1 (internal, low profile, available on project request)
Dimensions (WxDxH)	299 x 244 x 93 mm
Weight	5.45 kg
Weight notes	Actual weight may vary depending on configuration
Power Supply	Integrated, AC Input 100-240V
Physical Security	TPM 2.0, Intrusion switch
System and BIOS Security	Write protection
Device & Application Management	Fujitsu INTELLIEDGE Center
Protocols	OPC-UA, MQTT, AMQP, Modbus, Profibus*, Profinet*
IoT software components	Node-RED, Microsoft Azure IoT Gateway SDK, Intel Deep Learning SDK*
Cloud connectivity	Fujitsu K5*, Microsoft Azure, AWS*

Fujitsu recommends Windows 10 Pro.



FUJITSU	INTELLIEDGE™ G700 Gateway
Memory	1 x M.2 Socket for PCIe or 1x SSD SATA III 2.5-inch or SATA based M.2 modules Serial ATA III interfaces for drives integration (on project request)
Hard disk drives (internal)	2.5" SSD 512GB
Optional Interfaces	EtherCAT*, ZigBee*, LoRa*
Base unit	Ruggedized industrial housing, IP50
Operating system	Windows 10 IoT Enterprise, Linux-based OS*
Mainboard type	D3433-S2, Intel® Q170
Form factor	Mini-ITX
Processor	Intel® Core™ i7 6700TE
LAN	Dual independent Intel Gigabit LAN
BIOS features	BIOS Flash EPROM update by software, Recovery BIOS, Unified Extensible Firmware Interface (UEFI), Disaster recovery, Fujitsu Extended Secure Boot, Fujitsu Watchdog
Audio type	Intel HD Audio
Other interfaces (Optional)	WiFi 802.11ac, Bluetooth, BLE, WLAN
Graphics features	Integrated Intel HD Graphics
USB 2.0	4 (external)
USB 3.0	4 (external), 1 (internal)
Serial (RS-232/RS-422/RS-485)	4 (Configurable)
DisplayPort	2 DP
DVI	1 DVI-D
PCI_Express x16	1 (internal, low profile, available on project request)
Dimensions (WxDxH)	299 x 244 x 93 mm
Weight	5.45 kg
Weight notes	Actual weight may vary depending on configuration
Power supply	Integrated, AC Input 100-240V
Physical Security	TPM 2.0, Intrusion switch
System and BIOS Security	Write protection

*Realization ongoing or on project request
For more information please contact your sales representative.

FUJITSU Mobile Devices Tablets

- Revolutionary tablet design
- Tablets with optional palm vein sensor for PalmSecure technology
- Various form factors and performance classes
- 2 in 1 devices offering the flexibility of a tablet combined with the performance of a notebook, supporting pen and touch input as well as a keyboard
- Unique functions and form factors

Tablet Positioning

2 in 1 Devices

STYLISTIC Q738
STYLISTIC V727
STYLISTIC R727
LIFEBOOK P728
LIFEBOOK T938



→ www.fujitsu.com/fts/tabletpc

*** Battery runtime information is based on worldwide acknowledged BAPCo® MobileMark® benchmarks. Battery runtime may vary depending on product model, configuration, applications, power management settings and features utilized. Battery recharge time depends on usage.

2 in 1 Devices STYLISTIC



FUJITSU	Tablet STYLISTIC Q738
	Tablet Mobility Meets Notebook Productivity
Operating System	Windows 10 Pro
Chipset	Integrated in CPU
Processor type	8th Gen Intel® Core™ i7 vPro™ processor 8th Gen Intel® Core™ i5 vPro™ processor 7th Gen Intel® Core™ i5 processor 7th Gen Intel® Core™ i3 processor
Memory	16 GB, Memory slot(s) LPDDR3 (1866 MHz)
Hard disk drive	SSD SATA III, 256 / 512 GB / 1 TB, OPAL capable
Interfaces	1 x Memory card slots, optional SmartCard slot, 1 x SIM card slot (MicroSIM - only for models with integrated 4G/LTE), 1 x USB 2.0 total, 1 x USB 3.1 Gen1 (USB 3.0) total, 1 x USB Type-C, 1 x VGA (via optional cradle or optional conversion cable), 1 x Ethernet (RJ-45) (via optional keyboard dock, cradle or optional conversion cable) x Ethernet (RJ-45), 1 x DC-in, 1 x Audio: line-in / microphone (combo port with Audio line-out), 1 x Internal microphones (digital), 1 x Audio: line-out / headphone (combo port with Audio line-in), 1 x docking connector for Port Replicator, 1 x Kensington Lock support
Display	33.8 cm (13.3-inch), IPS, (Full HD), Anti-glare display 1,920 x 1,080 pixel, 1,000:1, 330 cd/m ²
Viewing angle (h/v) - typical	160° / 160°
Graphics brand name	Intel® HD Graphics 620
Webcam	Front camera 2 megapixel, rear camera 5 megapixel with autofocus and photo LED
Weight	from 0.78 kg slate only - Weight may vary depending on actual configuration
Dimensions (WxDxH)	315 x 200.9 x 9.7 mm
Runtime battery***	up to 10.50 h (Productivity Workload MobileMark® 2014)
Audio features	Built-in array microphone, 2x built-in speakers (stereo)
Antennas	2x dual band for WLAN, 2x for LTE, Bluetooth shared with WLAN
Embedded 3G/UMTS optional	LTE Sierra Wireless EM7455 (Cat. 6)
LTE/UMTS/GPS notes	Including GPS functionality, Import and usage according to country-specific regulations.
Integrated WLAN optional	Intel® Dual Band Wireless-AC8265 11ac with integrated Bluetooth™ 4.2
LAN	via cradle or optional cable accessory
Bluetooth	v4.2

FUJITSU	Optional accessories Tablet STYLISTIC Q738
Accessories	Cradle 2pin AC Adapter (S26391-F3147-L100) Keyboard Dock (S26391-F3149-L22*) VGA Conversion Cable (S26391-F1418-L810) LAN Conversion Cable (S26391-F1418-L840) Bumper Case Kit (S26391-F3146-L200) AES Pen (S26391-F3149-L500) Type-C Portreplicator (S26391-F1167-L100)

Fujitsu recommends Windows 10 Pro.



FUJITSU	Tablet STYLISTIC V727
Operating System	Windows 10 Pro
Chipset	Integrated in CPU
Processor type	Intel® Core™ m3 processor 7Y30 (1.0 GHz, up to 2.6 GHz, 4 MB) Intel® Core™ i7-7Y75 processor (1.3 GHz, up to 3.6 GHz, 4 MB) Intel® Core™ i5-7Y57 processor (1.2 GHz, up to 3.3 GHz, 4 MB)
Memory	8 GB, Memory slot(s) LPDDR3 (1866 MHz),
Hard disk drive	SSD SATA III, 1024 / 512 / 256 GB OPAL capable
Interfaces	1 x Memory card slots, optional SmartCard slot, 1 x SIM card slot (MicroSIM - only for models with integrated 4G/LTE), 1 x USB 2.0 total, 1 x USB 3.1 Gen1 (USB 3.0) total, 1 x USB Type-C, 1 x VGA (via optional cradle or optional conversion cable), 1 x Ethernet (RJ-45) (via optional cradle or optional conversion cable), 1 x DC-in, 1 x Audio: line-in / microphone (combo port with Audio line-out), 1 x Internal microphones (digital), 1 x Audio: line-out / headphone (combo port with Audio line-in), 1 x docking connector for Port Replicator
Display	31.2 cm (12.3-inch), IPS, Full HD, Anti-glare IPS touchscreen, 1,920 x 1,280 pixel, 450 cd/m ²
Viewing angle (h/v) - typical	178° / 178°
Graphics brand name	Intel® HD Graphics 615
Webcam	Front camera 5 megapixel, rear camera 8 megapixel with autofocus and photo LED
Weight	from 0,77 kg - Weight may vary depending on actual configuration
Dimensions (WxDxH)	295.2 x 209.3 x 8.9 mm
Runtime battery***	up to 10 h (Productivity Workload MobileMark® 2014)
Audio features	Built-in array microphone, 2x built-in speakers (stereo)
Antennas	2x dual band for WLAN, 2x for LTE, Bluetooth shared with WLAN
LTE/UMTS/GPS notes	Including GPS functionality, Import and usage according to country-specific regulations.
Embedded 3G/UMTS optional	LTE Sierra Wireless EM7305
LAN	USB to LAN (with USB to LAN adapter)
Bluetooth	v4.2
Special features	State of the art and efficient design incorporating a fan less design

FUJITSU	Optional accessories Tablet STYLISTIC V727
Accessories	Cradle 2pin AC Adapter Magnetic backlit keyboard Type-C to HDMI conversion adapter VGA Conversion Cable LAN Conversion Cable AES Pen Flip case Type-C Portreplicator.

2 in 1 Devices STYLISTIC



Fujitsu recommends Windows 10 Pro.

FUJITSU	Tablet STYLISTIC R727
	Unlimited Usability and Productivity with 2 in 1
Operating system	Windows 10 Pro
Chipset	Integrated in CPU
Processor type	7th Gen Intel® Core™ i7 vPro™ processor 7th Gen Intel® Core™ i5 vPro™ processor 7th Gen Intel® Core™ i5 processor 7th Gen Intel® Core™ i3 processor
Memory	Max. 16 GB, Memory slot, LPDDR3, 1600 MHz
Storage	SSD SATA III, 128 / 256 / 512 GB, M.2 module, OPAL 2.0 capable
Interfaces	1 x Memory card slot (micro SDXC), 1 x SIM card slot (MicroSIM – only for models with integrated, 3G/UMTS or 4G/LTE module), 1 x USB 3.0 (Anytime USB-charge), 1 x mini DisplayPort, 1 x VGA (via optional cradle or optional conversion cable), 1 x HDMI (via optional cradle or optional conversion cable), 1 x Ethernet (RJ45) (via optional cradle or optional adapter cable accessory), 1 x Audio: line-in/line-out (combo port), 2 x Internal microphones (digital) / 2 x built-in speakers (stereo), 1 x Docking connector for Cradle, 1 x Docking connector for Magnetic Keyboard
Display	31.8 cm (12.5-inch), 1920x1080 (Full HD), PLS, anti-glare, 700:1, 400 cd/m ²
Viewing angle (h/v) – typical	178° / 178°
Graphics brand name	Intel® HD Graphics 620
Webcam	Front camera 2 megapixel, rear camera 5 megapixel with autofocus
Weight	From 830 g – weight may vary depending on actual configuration (including battery pack)
Dimensions (WxDxH)	319x201x9.5 mm
Battery runtime***	Up to 12 h (Productivity Workload MobileMark® 2014)
Audio features	Built-in digital array microphone, 2x built-in speakers (stereo)
Embedded wireless options	LTE Sierra Wireless EM7305 with GPS NFC
Integrated WLAN options	Intel® 8260 ac Intel® Dual Band Wireless-AC8265NV with integrated Bluetooth 4.2
Embedded wireless and WLAN notes	LTE including GPS functionality. For LTE/WLAN: Import and usage according to country-specific regulations.
Antennas	2x dual band for WLAN and Bluetooth, 2x for LTE/GPS, 1x for dedicated NFC module
LAN	Built-in 10/100/1,000 MBit/s Intel® 218LM
Special features	2 in 1 design, Magnetic Keyboard, integrated Tablet Stand, magnesium-aluminum housing, service friendly, outstanding connectivity, enterprise-grade security and manageability

FUJITSU	Optional accessories Tablet STYLISTIC R727
Accessories	Cradle (S26391-F2167-L100) Active Pen (incl. battery) (S26391-F2169-L151) VGA Conversion Cable (S26391-F2169-L200) HDMI Conversion Cable (S26391-F2169-L300) LAN Conversion Cable (S26391-F2169-L400)

Warranty period & Warranty type: 2 years (depending on country); Collect & Return / Bring-in Service (for countries within region FTS CEM&I, for all other countries depending on local regulations)

2 in 1 Devices LIFEBOOK



FUJITSU	Tablet LIFEBOOK P728
	Multi-Mode Productivity
Operating system	Windows 10 Pro. Fujitsu recommends Windows 10 Pro. Windows 10 Home
Chipset	Integrated in CPU
Processor type	8th Gen Intel® Core™ i7 processor 8th Gen Intel® Core™ i5 processor 7th Gen Intel® Core™ i3 processor
Memory	16 GB, 1 Memory slot(s) DIMM (DDR4), DDR4, 2133 MHz
Hard disk drive	SSD SATA III, 512 GB, OPAL capable SSD SATA III, 256 GB, OPAL capable SSD SATA III, 128 GB, OPAL capable
Interfaces	1 x Memory card slots, 1 x SmartCard slot (optional), 1 x SIM card slot (only for models with integrated 4G/LTE), 1 x VGA, 1 x HDMI, 1 x Ethernet (RJ-45), 1 x DC-in, 1 (combo port with Audio line-out) x Audio: line-in/ microphone, 2 (digital) x Internal microphones 1 (combo port with Audio line-in) x Audio: line-out/ headphone; USB Type C Portreplicator x Docking connector for Port Replicator, 1 x Kensington Lock support
Display	31.8 cm (12.5-inch), LED backlight, (HD), Anti-glare display, magnesium, 1,366 x 768 pixel, 1,000:1, 220 cd/m ² 31.8 cm (12.5-inch), LED backlight, (Full HD), Glare, magnesium, 1,920 x 1,080 pixel, 1,000:1, 300 cd/m ² 31.8 cm (12.5-inch), Anti-Glare or Glare options, HD - 500:1; FHD - 700:1, HD - 220 cd/m ² ; FHD - 300 cd/m ²
Graphics brand name	Intel UHD Graphics 620
Weight	from 1.2 kg – weight may vary depending on actual configuration (including battery pack)
Dimensions (WxDxH)	299x209x18.79 mm back (w/o rubber feet)
Battery runtime***	up to 8.5 hours
Audio features	2x digital array microphones, 2x built-in speakers (stereo)
Antennas	2x dual band for WLAN, 2x for LTE, Bluetooth shared with WLAN
Embedded 3G/UMTS optional	LTE Sierra Wireless EM7455 (Cat 6) (Optional)
LAN	Built-in 10/100/1,000 Mbit/s Intel® I219V
Bluetooth	V 4.2

FUJITSU	Optional accessories Tablet LIFEBOOK P728
Accessories	Type-C Portreplicator (S26391-F1667-L100) Ext. battery charger (2pr) (S26391-F1366-L700) AES Pen (S26391-F1669-L500) Sneaker Sleeve 12.5" (S26391-F1194-L201)

Fujitsu recommends Windows 10 Pro.



FUJITSU	Tablet LIFEBOOK T938
	Top Performer with a Twist
Operating system	Windows 10 Pro. Fujitsu recommends Windows 10 Pro. Windows 10 Home
Chipset	Integrated in CPU
Processor type	8th Gen Intel® Core™ i7 processor 8th Gen Intel® Core™ i5 processor
Memory	Max. 16 GB, 1 Memory slot, DDR4
Storage	SSD SATA III, 128/256/512 GB, OPAL capable PCIe-SSD, 256/512 GB, OPAL capable
Interfaces	1 x Memory card slots, 1 x SmartCard slot (optional), 1 x SIM card slot (only for models with integrated 4G/LTE) 1 x VGA, 1 x HDMI, 1 x Ethernet (RJ-45), 1 x DC-in, 1 (combo port with Audio line-out) x Audio: line-in/ microphone, 2 (digital) x Internal microphones, 1 (combo port with Audio line-in) x Audio: line-out/ headphone, 1 x Docking connector for Port Replicator, 1 x Kensington Lock support
Display	33.8 cm (13.3-inch), LED backlight, (Full HD), Glare, magnesium, 1,920 x 1,080 pixel, 1,000:1, 330 cd/m ² 33.8 cm (13.3-inch), LED backlight, (Full HD), Anti-glare display, magnesium, 1,920 x 1,080 pixel, 1,000:1, 330 cd/m ² 33.8 cm (13.3-inch), (Full HD), Anti-Glare or Glare options, 1,920 x 1,080 pixel, 700:1, FHD - 330 cd/m ²
Graphics brand name	Intel® HD Graphics 620
Camera	Front camera: Built-in webcam (Full HD) with Status LED (Optional) Rear camera: 5 mega pixels
Weight	from 1.3 kg – weight may vary depending on actual configuration (including battery pack)
Dimensions (WxDxH)	318x224x19.8 mm back (w/o rubber feet)
Battery runtime***	TBD
Audio features	2x digital array microphones, 2x built-in speakers (stereo)
Embedded 3G/UMTS optional	LTE Sierra Wireless EM7455
Integrated WLAN options	Intel® Dual Band Wireless-AC 8260 with integrated Bluetooth 4.2
Antennas	2x dual band for WLAN, 2x for LTE, Bluetooth shared with WLAN
LAN	Built-in 10/100/1,000 Mbit/s Intel® I219V
Bluetooth	v4.2
Special features	Unique 13.3-inch convertible 2 in 1 Ultrabook™, aluminum housing with magnesium lid, optional fingerprint sensor, optional SmartCard reader, optional OPAL encryption, optional TPM

FUJITSU	Optional accessories Tablet LIFEBOOK T938
Accessories	Port replicator + 3pin AC 90W (S26391-F1657-L110) Type-C Portreplicator (S26391-F1667-L100) Ext. Battery charger (2pr), w/AC w/o Cab (S26391-F1366-L700) Sneaker Sleeve 14" (S26391-F1194-L401)

FUJITSU Mobile Devices Notebooks

- German quality combined with Japanese precision
- Get to know the lightest 13.3-inch business notebook LIFEBOOK U938, weighing only 920 gram at a height of 15.5 mm.
- Our family concept continues: Shared ultra-mobile port replicator across LIFEBOOK U7x7/U7x8 and LIFEBOOK E5x8
- New LIFEBOOK U7x8 family, designed with the needs of modern business professionals in mind
- Eco friendly, diminishing energy consumption with 0-Watt AC-adapter
- Maximum security to protect the most valuable data with Fujitsu's unique embedded palm vein sensor and a wide range of security options

Notebook Positioning

All-round

Standard Home and Office Applications

LIFEBOOK A357

Advanced

Mobile Office for Corporate Demands

LIFEBOOK U758
LIFEBOOK U748
LIFEBOOK U728
LIFEBOOK E736/E746/E756
LIFEBOOK E548
LIFEBOOK E558
LIFEBOOK E546/E556
LIFEBOOK E458
LIFEBOOK E448

Superior

Ultimate Computing for Individual Needs

LIFEBOOK U938
LIFEBOOK S938
LIFEBOOK S937



→ www.fujitsu.com/fts/lifebook

*** Battery runtime information is based on worldwide acknowledged BAPCo® MobileMark® benchmarks. Battery runtime may vary depending on product model, configuration, applications, power management settings and features utilized. Battery recharge time depends on usage.

Superior Notebooks

LIFEBOOK



FUJITSU	Notebook LIFEBOOK U938
	Your Light Yet Powerful Business Companion
Operating system	Windows 10 Pro. Fujitsu recommends Windows 10 Pro.
Chipset	Integrated
Processor type	8th Gen Intel® Core™ i7 processor 8th Gen Intel® Core™ i5 processor
Memory	Up to 20 GB, 1 Memory slot(s) DIMM DDR4 – 2,400 MHz, 4 GB onboard, 1 DIMM slot with max. 16 GB
Hard disk drive	M.2 SSD SATA III, 1 TB/512/256 GB M.2 SSD PCIe NVMe, 512/256 GB
Interfaces	1 x Memory card slot 1 x SmartCard slot 1 x SIM card slot (only for models with integrated 4G/LTE module) 2 x USB 3.1 (Gen 1) Type-A (1 with Anytime USB charge functionality) 1 x USB 3.1 (Gen 1) Type-C (with Power Delivery functionality) 1 x HDMI 1 x Ethernet (pull-out) 1 x DC-in 1 x Audio: line-in microphone / line out microphone (combo port) 1 x Kensington Lock support
Display	33.8 cm (13.3-inch), LED backlight, (Full HD), Glare IPS touch display, magnesium, 1,920 x 1,080 pixel, 300cd/m ² 33.8 cm (13.3-inch), LED backlight, (Full HD), Anti-glare IPS display, magnesium, 1,920 x 1,080 pixel, 330cd/m ²
Graphics brand name	Intel® UHD Graphics 620
Webcam	Built-in webcam, HD
Weight	Starting at 920 g
Dimensions (WxDxH)	309.3x213.5x15.5 mm
Battery runtime (1st/2nd)***	Up to 11 h
Audio features	Stereo speakers
Antennas	2 Dual band WLAN antennas, 2 LTE antennas optional
Embedded 3G/4G optional	LTE Sierra Wireless EM7455 (Cat. 6)
Integrated WLAN optional	Intel® Dual Band Wireless-AC8265 11ac with integrated Bluetooth 4.2
LAN	10/100/1,000 MBit/s Intel® I219LM
Special features	Lightest notebook on the market. Magnesium housing, Embedded palm vein or fingerprint sensor, SmartCard reader, encrypted disk, ATP, TPM, 4G/LTE connectivity, USB Type-C port replicator

FUJITSU	Optional accessories Notebook LIFEBOOK U938
Accessories	USB Type-C port replicator (S26391-F1667-L100) MicroSaver Slim 2.0 (S26361-F1650-L202) Privacy filter (S26391-F6097-L134) Sneaker Sleeve 12.5 (S26391-F1194-L201) UC&C USB Headset Stereo H650e (S26391-F7139-L10)

Fujitsu recommends Windows 10 Pro.



FUJITSU	Notebook LIFEBOOK S938
	Your Stylish and Durable Business Partner
Operating system	Windows 10 Pro. Fujitsu recommends Windows 10 Pro.
Chipset	Integrated
Processor type	8th Gen Intel® Core™ i7 processor 8th Gen Intel® Core™ i5 processor
Memory	Up to 24 GB, 1 Memory slot(s) DIMM DDR4 – 2,400 MHz, 4/8 GB onboard, 1 DIMM slot with max. 16 GB
Hard disk drive	SATA 1 TB/500 GB 2.5-inch HDD M.2 SSD SATA III, 1 TB/512/256 GB M.2 SSD PCIe NVMe, 512/256 GB
Interfaces	1 x Memory card slot, 1 x SmartCard slot, 1 x SIM card slot (with integrated 4G/LTE only), 2 x USB 3.1 (Gen 1) Type-A (1 with Anytime USB charge functionality), 1 x USB 3.1 (Gen 1) Type-C (with Power Delivery functionality), 1 x VGA, 1 x HDMI, 1 x Ethernet (RJ-45), 1 x DC-in, 2 x internal microphones (digital) 1 x docking connector for Port Replicator, 1 x Audio: line-in microphone / line out microphone (combo port), 1 x Kensington Lock support
Display	33.8 cm (13.3-inch), LED backlight, (WQHD), Glare IGZO touch display, magnesium, 2,560 x 1,440 pixel, 350 cd/m ² 33.8 cm (13.3-inch), LED backlight, (WQHD), Anti-glare IGZO non-touch display, magnesium, 2,560 x 1,440 pixel, 350 cd/m ² 33.8 cm (13.3-inch), LED backlight, (Full HD), Glare IGZO touch display, magnesium, 1,920 x 1,080 pixel, 330 cd/m ² 33.8 cm (13.3-inch), LED backlight, (Full HD), Anti-glare IGZO non-touch display, magnesium, 1,920 x 1,080 pixel, 330 cd/m ²
Graphics brand name	Intel® UHD Graphics 620
Webcam	Built-in webcam, HD
Weight	From 1.19 kg with non-touch display, 1.32 kg with touch display
Dimensions (WxDxH)	316x214x28.9 mm
Battery runtime (1st/2nd)***	Runtime 1st battery up to 15 h Runtime 1st + 2nd battery up to 21 h
Audio features	Stereo speakers
Antennas	2 Dual band WLAN antennas, 2 UMTS/LTE antennas optional, 1 Bluetooth antenna shared with WLAN
Embedded 3G/4G optional	Sierra Wireless EM7475 (Cat. 6)
Integrated WLAN optional	Intel® Dual Band Wireless-AC8265 11ac with integrated Bluetooth 4.2
LAN	Built-in 10/100/1,000 MBit/s Intel® 219LM
Modular drive options	DVD Super Multi, Blu-ray Disc™ Triple Writer, Weight saver, 2nd battery, 2nd hard disk drive (orderable as accessory)
Special features	Battery runtime up to two working days with second battery option. Magnesium and aluminum housing. Optional: NFC, embedded palm vein or fingerprint sensor, SmartCard reader, encrypted disk, ATP, TPM, 4G/LTE connectivity, port replicator

FUJITSU	Optional accessories Notebook LIFEBOOK S938
Accessories	MicroSaver Slim 2.0 (S26361-F1650-L202) Sneaker Sleeve 14 (S26391-F1194-L401) Dicota TopTraveler Base 13-14 (S26391-F1193-L120) UC&C USB Value Headset (S26391-F7139-L20) Port Replicator (S26391-F1557-L100) Second Battery (S26391-F1554-L500) 2nd Hard Disk Drive Bay Module (S26391-F1554-L700) (2nd HDD can be ordered separately) Slim & Light AC Adapter (S26391-F1246-L509)

Warranty period & Warranty type: 2 years (depending on country); Collect & Return / Bring-in Service (for countries within region FIS CEME&I, for all other countries depending on local regulations)

Superior Notebooks

LIFEBOOK



Fujitsu recommends Windows 10 Pro.

FUJITSU	Notebook LIFEBOOK S937
	Your Stylish and Durable Business Partner
Operating system	Windows 10 Pro. Fujitsu recommends Windows 10 Pro.
Chipset	Integrated
Processor type	7th Gen Intel® Core™ i7 processor 7th Gen Intel® Core™ i5 processor
Memory	24 GB, 1 Memory slot(s) DIMM (DDR4), DDR4 - 2133 MHz
Hard disk drive	SSD SATA III, 512 / 256 / 128, M.2 module SATA, 5,400 rpm, 1 TB / 500 GB, 2.5-inch, S.M.A.R.T.
Interfaces	1 x Memory card slots, 1 x SmartCard slot, 1 x SIM card slot (only for models with integrated 4G/LTE module), 3 x USB 3.1 (Gen 1) Type-A (1 with Anytime USB charge functionality), 1 x VGA, 1 x HDMI, 1 x Ethernet (RJ-45), 1 x DC-in, 1 x Audio: line-in microphone/line out microphone (combo port), 2 (digital) x Internal microphones, 1 x Docking connector for Port Replicator, 1 x Kensington Lock support
Display	33.8 cm (13.3-inch), LED backlight, (WQHD), Glare IGZO touch display, magnesium, 2,560 x 1,440 pixel, 350 cd/m ² 33.8 cm (13.3-inch), LED backlight, (WQHD), Anti-glare IGZO non-touch display, magnesium, 2,560 x 1,440 pixel, 350 cd/m ² 33.8 cm (13.3-inch), LED backlight, (Full HD), Glare IGZO touch display, magnesium, 1,920 x 1,080 pixel, 330 cd/m ² 33.8 cm (13.3-inch), LED backlight, (Full HD), Anti-glare IGZO non-touch display, magnesium, 1,920 x 1,080 pixel, 330 cd/m ²
Graphics brand name	Intel® HD Graphics 620
Webcam	Built-in webcam, HD (Microsoft® Lync™)
Weight	1.19 kg with non-touch display, 1.32 kg with touch display - Weight may vary depending on actual configuration
Dimensions (WxDxH)	316 x 214 x 28.9 mm
Battery runtime (1st/2nd)***	Up to 15 h / up to 21 h
Audio features	Stereo speakers
Antennas	2 Dual band WLAN antennas, 2 UMTS/LTE antennas optional, 1 Bluetooth antenna shared with WLAN
Embedded 4G/LTE optional	LTE Sierra Wireless EM7305
Integrated WLAN optional	Intel® Dual Band Wireless-AC8265 11ac with integrated Bluetooth 4.2
LAN	Built-in 10/100/1,000 MBit/s Intel® I219LM
Bluetooth	v4.2
Modular drive options	DVD Super Multi, Blu-ray Disc™ Triple Writer, Weight saver, 2nd battery
Special features	Battery runtime up to two working days with second battery option. Magnesium and aluminum housing. Optional: NFC, embedded palm vein or fingerprint sensor, SmartCard reader, encrypted disk, ATP, TPM, 4G/LTE connectivity, port replicator

FUJITSU	Optional accessories Notebook LIFEBOOK S937
Accessories	MicroSaver Slim 2.0 (S26361-F1650-L202) Sneaker Sleeve 14 (S26391-F1194-L401) Dicota TopTraveler Base 13-14 (S26391-F1193-L120) UC&C USB Value Headset (S26391-F7139-L20) Port Replicator (S26391-F1557-L100) Second Battery (S26391-F1554-L500) 2nd Hard Disk Drive Bay Module (S26391-F1554-L700) (2nd HDD can be ordered separately) Slim & Light AC Adapter (S26391-F1246-L509)

Advanced Notebooks

LIFEBOOK



Fujitsu recommends Windows 10 Pro.

FUJITSU	Notebook LIFEBOOK U758
	Ultra-Mobile Meets Ultra Secure
Operating system	Windows 10 Pro. Fujitsu recommends Windows 10 Pro. Windows 10 Home
Chipset	Integrated
Processor type	8th Gen Intel® Core™ i7 processor 8th Gen Intel® Core™ i5 processor 7th Gen Intel® Core™ i5 processor 7th Gen Intel® Core™ i3 processor
Memory	Up to 32 GB, 2 Memory slot(s) DIMM (DDR4), Up to 32 GB, 2 Memory slot(s) DIMM, DDR4 – 2133/2400 MHz, SO DIMM
Hard disk drive	HDD SATA III, 5,400 rpm, 1 TB/500 GB 2.5 inch, S.M.A.R.T., 256/128 GB SSD M.2 SATA 512/256 GB SSD M.2 SATA SED/OPAL PCIe-SSD, 512/256 GB M.2 NVMe module, SED
Interfaces	1 x Memory card slot, 1 x SmartCard slot (optional), 1 x SIM card slot (only for models with integrated 4G/LTE module), 2 x USB 3.1 (Gen 1) Type-A (1 with Anytime USB charge functionality), 1 x USB 3.1 (Gen 1) Type-C (with Power Delivery functionality), 1 x VGA, 1 x DisplayPort (exclusive with HDMI), 1 x Ethernet (RJ-45) (with status LED), 1 x DC-in, 1 x Audio: line-in / line-out, microphone; 2 x Internal microphones (digital); 1 x Docking connector for Port Replicator, 1 x HDMI (exclusive with DP), 1 x Kensington Lock support (Portrep only, Portrep option with key lock to secure Portrep & System)
Display	39.6 cm (15.6-inch), LED backlight, (UHD/4K), Anti-glare IPS display, magnesium, 3,840 x 2,160 pixel, 700:1, 300 cd/m ² 39.6 cm (15.6-inch), LED backlight, (HD), Anti-glare display, magnesium, 1,366 x 768 pixel, 350:1, 220 cd/m ² 39.6 cm (15.6-inch), LED backlight, (Full HD), Anti-glare IPS touchscreen, magnesium, 1,920 x 1,080 pixel, 700:1, 300 cd/m ² 39.6 cm (15.6-inch), LED backlight, (Full HD), Anti-glare IPS display, magnesium, 1,920 x 1,080 pixel, 700:1, 300 cd/m ²
Graphics brand name	Intel® UHD Graphics 620 Intel® HD Graphics 620
Webcam	Optional: Built-in webcam, HD (Microsoft® Lync™)
Weight	From 1.74 kg – weight may vary depending on actual configuration
Dimensions (WxDxH)	378x256x19.2 mm (non-touch and touch)
Battery runtime***	Up to 12 h 10 min
Audio features	Stereo speakers
Antennas	2 Dual band WLAN antennas, 2 LTE antennas optional
Embedded 4G/LTE	LTE Sierra Wireless EM7305 (cat3) Sierra Wireless EM7455 (cat6)
Integrated WLAN optional	Intel® Dual Band Wireless-AC8265 11ac with integrated Bluetooth 4.2
LAN	10/100/1,000 MBit/s Intel® I219V
Bluetooth	v4.2
Special features	Excellent mobility, thin, lightweight and durable housing, ergonomic viewing, easy upgradeability, PalmSecure™ technology or fingerprint sensor optional, workplace sharing made easy with the classic or USB Type-C port replicator shared across LIFEBOOK U7 family

FUJITSU	Optional accessories Notebook LIFEBOOK U758
Accessories	Port Replicator for LIFEBOOK U7 family with key lock (S26391-F1607-L209) MicroSaver Slim 2.0 (S26361-F1650-L202) Privacy filter (S26391-F6097-L363) Sneaker Sleeve 15.6 (S26391-F1194-L501) UC&C USB Value Headset (S26391-F7139-L20)

Advanced Notebooks

LIFEBOOK



FUJITSU	Notebook LIFEBOOK U748
	Ultra-Mobile Meets Ultra Secure
Operating system	Windows 10 Pro. Fujitsu recommends Windows 10 Pro. Windows 10 Home
Chipset	Integrated
Processor type	8th Gen Intel® Core™ i7 processor 8th Gen Intel® Core™ i5 processor 7th Gen Intel® Core™ i5 processor 7th Gen Intel® Core™ i3 processor
Memory	Up to 32 GB, 2 Memory slot(s) DIMM (DDR4), Up to 32 GB, 2 Memory slot(s) DIMM, DDR4 – 2133/2400 MHz, SO DIMM
Hard disk drive	256 / 128 GB SSD M.2 SATA 512 / 256 GB SSD M.2 SATA SED/OPAL PCIe-SSD, 512 / 256 GB M.2 NVMe module, SED
Interfaces	1 x Memory card slot, 1 x SmartCard slot (optional), 1 x SIM card slot (only for models with integrated 4G/LTE module), 2 x USB 3.1 (Gen 1) Type-A (1 with Anytime USB charge functionality), 1 x USB 3.1 (Gen 1) Type-C (with Power Delivery functionality) 1 x VGA, 1 x DisplayPort, 1 x Ethernet (RJ-45) (with status LED), 1 x DC-in, 1 x Audio: line-in / line-out, microphone, 2 x Internal microphones (digital), 1 x Docking connector for Port Replicator, 1 x Kensington Lock support (Portrep only, Portrep option with key lock to secure Portrep & System)
Display	35.6 cm (14-inch), LED backlight, (HD), Anti-glare display, magnesium, 1,366x768 pixel, 350:1, 220 cd/m ² 35.6 cm (14-inch), LED backlight, (Full HD), Anti-glare IPS touchscreen, magnesium, 1,920x1,080 pixel, 700:1, 300 cd/m ² 35.6 cm (14-inch), LED backlight, (Full HD), Anti-glare IPS display, magnesium, 1,920x1,080 pixel, 700:1, 300 cd/m ²
Graphics brand name	Intel® UHD Graphics 620 Intel® HD Graphics 620
Webcam	Optional: Built-in webcam, HD (Microsoft® Lync™)
Weight	From 1.49 kg – weight may vary depending on actual configuration
Dimensions (WxDxH)	332.6x234x19.0 mm (non-touch and touch)
Battery runtime***	Up to 13 h 40 min
Audio features	Stereo speakers
Antennas	2 Dual band WLAN antennas, 2 LTE antennas optional
Embedded 4G/LTE	LTE Sierra Wireless EM7455 (Cat. 6)
Integrated WLAN optional	Intel® Dual Band Wireless-AC8265 11ac with integrated Bluetooth 4.2
LAN	10/100/1,000 MBit/s Intel® I219V
Bluetooth	v4.2
Special features	Excellent mobility, thin, lightweight and durable housing, ergonomic viewing, easy upgradeability, PalmSecure™ technology or fingerprint sensor optional, workplace sharing made easy with the classic or USB Type-C port replicator shared across LIFEBOOK U7 family

FUJITSU	Optional accessories Notebook LIFEBOOK U748
Accessories	Port Replicator for LIFEBOOK U7 family with key lock (S26391-F1607-L209) MicroSaver Slim 2.0 (S26361-F1650-L202) Privacy filter (S26391-F6097-L363) Sneaker Sleeve 14 (S26391-F1194-L401) UC&C USB Value Headset (S26391-F7139-L20)

Fujitsu recommends Windows 10 Pro.



FUJITSU	Notebook LIFEBOOK U728
	Ultra-Mobile Meets Ultra Secure
Operating system	Windows 10 Pro. Fujitsu recommends Windows 10 Pro. Windows 10 Home
Chipset	Integrated
Processor type	8th Gen Intel® Core™ i7 processor 8th Gen Intel® Core™ i5 processor 7th Gen Intel® Core™ i5 processor 7th Gen Intel® Core™ i3 processor
Memory	Up to 32 GB, 2 Memory slot(s) DIMM (DDR4), Up to 32 GB, 2 Memory slot(s) DIMM, DDR4 – 2133/2400 MHz, SO DIMM
Hard disk drive	256 / 128 GB SSD M.2 SATA 512 / 256 GB SSD M.2 SATA SED/OPAL 512 / 256 GB SSD M.2 PCIe SED/OPAL PCIe-SSD, 512 / 256 GB M.2 NVMe module, SED
Interfaces	1 x Memory card slot, 1 x SmartCard slot (optional), 1 x SIM card slot (only for models with integrated 4G/LTE module), 2 x USB 3.1 (Gen 1) Type-A (1 with Anytime USB charge functionality), 1 x USB 3.1 (Gen 1) Type-C (with Power Delivery functionality), 1 x VGA, 1 x DisplayPort, 1 x Ethernet (RJ-45) (with status LED), 1 x DC-in, 1 x Audio: line-in / line-out, microphone, 2 x Internal microphones (digital), 1 x Docking connector for Port Replicator, 1 x Kensington Lock support (Portrep only, Portrep option with key lock to secure Portrep & System)
Display	31.8 cm (12.5-inch), LED backlight, (HD), Anti-glare display, magnesium, 1,366x768 pixel, 500:1, 220 cd/m ² 31.8 cm (12.5-inch), LED backlight, (Full HD), Anti-glare IPS touchscreen, magnesium, 1,920x1,080 pixel, 700:1, 300 cd/m ² 31.8 cm (12.5-inch), LED backlight, (Full HD), Anti-glare IPS display, magnesium, 1,920x1,080 pixel, 700:1, 300 cd/m ²
Graphics brand name	Intel® UHD Graphics 620 Intel® HD Graphics 620
Webcam	Optional: Built-in webcam, HD (Microsoft® Lync™)
Weight	From 1.1 kg – weight may vary depending on actual configuration
Dimensions (WxDxH)	302x209x19.0 mm (non-touch and touch)
Battery runtime***	Up to 13 h 10 min
Audio features	Stereo speakers
Antennas	2 Dual band WLAN antennas, 2 LTE antennas optional
Embedded 4G/LTE	LTE Sierra Wireless EM7305 (cat3), LTE Sierra Wireless EM7455 (Cat. 6)
Integrated WLAN optional	Intel® Dual Band Wireless-AC8265 11ac with integrated Bluetooth 4.2
LAN	10/100/1,000 MBit/s Intel® I219V
Bluetooth	v4.2
Special features	Excellent mobility, thin, lightweight and durable housing, ergonomic viewing, easy upgradeability, PalmSecure™ technology or fingerprint sensor optional, workplace sharing made easy with the classic or USB Type-C port replicator shared across LIFEBOOK U7 family

FUJITSU	Optional accessories Notebook LIFEBOOK U728
Accessories	Port Replicator for LIFEBOOK U7 family with key lock (S26391-F1607-L209) MicroSaver Slim 2.0 (S26361-F1650-L202) Privacy filter (S26391-F6097-L363) Sneaker Sleeve 12.5 (S26391-F1194-L201) UC&C USB Value Headset (S26391-F7139-L20)



FUJITSU	Notebook LIFEBOOK E736/E746/E756
Operating system	Uncompromising Elegant Design and Functionality Windows 10 Pro. Fujitsu recommends Windows 10 Pro. Windows 10 Home Windows 7 Professional (available through downgrade rights from Windows 10 Pro)*
Chipset	Integrated
Processor type	6th Gen Intel® Core™ i7 vPro™ processor 6th Gen Intel® Core™ i7 processor 6th Gen Intel® Core™ i5 vPro™ processor 6th Gen Intel® Core™ i5 processor 6th Gen Intel® Core™ i3 processor
Memory	Up to 32 GB, 2 Memory slot(s) DIMM, DDR4 – 2133 MHz, SO DIMM
Hard disk drive	SSD SATA III, 512/256, 2.5-inch, OPAL capable SSD SATA III, 256/128 GB, 2.5-inch SATA, 7,200 rpm, 500 GB, 2.5-inch, S.M.A.R.T. SATA, 5,400 rpm, 1 TB/500 GB, 2.5-inch, S.M.A.R.T..
Interfaces	1 x Memory card slot 1 x SmartCard slot (optional) 1 x SIM card slot (only for models with integrated 3G/UMTS or 4G/LTE module) 1 x USB 2.0 total (LIFEBOOK E756 and E746 only) 3 x USB 3.0 total (1 with Anytime USB Charge functionality) 1 x VGA (exclusive with DP) 1 x HDMI (E756 only) 1 x DisplayPort (exclusive with VGA) 1 x Ethernet (RJ-45) 1 x DC-in 1 x Audio: line-in microphone / line out microphone 2 x Internal microphones (digital) 1 x docking connector for Port Replicator 1 x Kensington Lock support (Portrep & System)
Display	LIFEBOOK E756: 39.6 cm (15.6-inch), LED backlight, anti-glare, magnesium Options: (Full HD) IPS 1,920 x 1,080 pixel, 300 cd/m ² or (HD) 1,366 x 768 pixel, 220 cd/m ² LIFEBOOK E746: 35.6 cm (14.0-inch), LED backlight, anti-glare, magnesium Options: (Full HD) IPS 1,920 x 1,080 pixel, 300 cd/m ² or (HD) 1,366 x 768 pixel, 200 cd/m ² LIFEBOOK E736: 33.8 cm (13.3-inch), LED backlight, anti-glare, magnesium, Options: (Full HD) IGZO 1,920 x 1,080 pixel, 330 cd/m ² or (HD) 1,366 x 768 pixel, 200 cd/m ²
Graphics brand name	Intel® HD Graphics 520
Webcam	Optional: Built-in webcam, Full HD (2,073 megapixel) (Microsoft® Lync™)
Weight	LIFEBOOK E756: from 1.9 kg LIFEBOOK E746: from 1.7 kg LIFEBOOK E736: from 1.6 kg
Dimensions (WxDxH)	LIFEBOOK E756: 374 x 250 x 20 – 27 mm LIFEBOOK E746: 338 x 231 x 20 – 27 mm LIFEBOOK E736: 321 x 228 x 20 – 27 mm
Battery runtime (1st/+2nd)***	Up to 14 h / 19 h (BAPCo® MobileMark® 2014 office productivity)
Audio features	Stereo speakers
Antennas	2 Dual band WLAN antennas, 2 UMTS/LTE antennas optional

FUJITSU	
Embedded 3G/UMTS or 4G/LTE	Sierra Wireless EM8805 LTE Sierra Wireless EM7305
Integrated WLAN optional	Intel® Dual Band Wireless-AC8260 11ac with Bluetooth 4.1
LAN	Intel® Dual Band Wireless-AC8260 11ac with integrated Bluetooth 4.2 vPro
Modular drive options	Weight saver 2nd battery DVD Super Multi 2nd hard disk drive Blu-ray Disc™ Triple Writer
Special features	Family Concept for LIFEBOOK E756, E746 and E736 share BIOS, mainboard, bit image, modular bay elements, AC adapter. Common port replicator across LIFEBOOK E5 Series, mobile workstation. Optional fingerprint sensor and TPM, Modular bay (2nd HDD, 2nd battery, DVD/Blu-Ray drive, weight saver)
FUJITSU	Optional accessories Notebook LIFEBOOK E736/E746/E756
Accessories	Port Replicator (S26391-F1337-L109) 3pin Slim & Light AC Adapter (S26391-F1246-L509) Second Battery (S26391-F1314-L509) 2nd HDD Carrier (S26391-F1244-L709)

Advanced Notebooks

LIFEBOOK



FUJITSU	Notebook LIFEBOOK E558
	Your Powerful And Modern Business Device
Operating system	Windows 10 Pro. Fujitsu recommends Windows 10 Pro. Windows 10 Home
Chipset	Integrated
Processor type	8th Gen Intel® Core™ i7 processor 8th Gen Intel® Core™ i5 processor 7th Gen Intel® Core™ i5 processor 7th Gen Intel® Core™ i3 processor
Memory	Up to 32 GB, 2 Memory slot(s) DIMM, DDR4 – Up to 32 GB, 2 Memory slot(s) DIMM, DDR4 – 2133 / 2400 MHz
Hard disk drive	HDD SATA III, 500 GB / 1 TB 5400 rpm SSD SATA III, 256 GB M.2 SSD SATA III, 1 TB / 512 / 256 GB, M.2 SED SSD PCIe NVMe, 512 / 256 GB, M.2, SED
Interfaces	1 x Memory card slot, 1 x SmartCard slot (optional), 1 x SIM card slot (with integrated 4G/LTE only), 2 x USB 3.1 (Gen 1) Type-A (1 with Anytime USB charge functionality), 1 x USB 3.1 (Gen 1) Type-C (with Power Delivery functionality), 1 x VGA, 1 x DisplayPort (exclusive with HDMI), 1 x HDMI (exclusive with DP), 1 x Ethernet (RJ-45), 1 x DC-in, 1 x Audio: line-in microphone / line out microphone, 2 x Internal microphones (digital), 1 x docking connector for Port Replicator, 1 x Kensington Lock support
Display	39,6 cm (15.6") HD, Anti-Glare 1.366x768 Pixel, 220 cd/m ² , 500:1 39,6 cm (15.6") FHD Anti-Glare 1920x1080 Pixel, 250 cd/m ² , 700:1
Graphics brand name	Intel® UHD Graphics 620, Intel® HD Graphics 620
Webcam	Built-in webcam, HD (Microsoft® Lync™)
Weight	from 2.04 kg
Dimensions (WxDxH)	379x256x23.9 mm
Battery runtime***	Up to 10 h (tbc)
Audio features	Stereo speakers
Antennas	2 Dual band WLAN antennas, 2 LTE antennas optional
Embedded 4G/LTE	LTE Sierra Wireless EM7305 (CAT 3)
Integrated WLAN optional	Intel Dual Band Wireless-AC8265 11ac with Bluetooth 4.2
LAN	10 / 100 / 1,000 MBit/s Intel® I219LM
Special features	Family concept: Shared design with LIFEBOOK E4 and LIFEBOOK U7 series, shared ultra-mobile family port-replicator with LIFEBOOK U7 series, fingerprint sensor, SmartCard reader, TPM 2.0, user exchangeable battery, memory, internal storage and connectivity components (LTE & WLAN)

FUJITSU	Optional accessories Notebook LIFEBOOK E558
Accessories	Port Replicator S26391-F1607-L109 MicroSaver Slim 2.0 S26361-F1650-L202 Sneaker Sleeve 15.6 S26391-F1194-L501 Wireless Mouse W1200 S26381-K462-L100 UC&C USB Value Headset S26391-F7139-L20

Fujitsu recommends Windows 10 Pro.



FUJITSU	Notebook LIFEBOOK E548
	Your Powerful And Modern Business Device
Operating system	Windows 10 Pro. Fujitsu recommends Windows 10 Pro. Windows 10 Home
Chipset	Integrated
Processor type	8th Gen Intel® Core™ i7 processor 8th Gen Intel® Core™ i5 processor 7th Gen Intel® Core™ i5 processor 7th Gen Intel® Core™ i3 processor
Memory	Up to 32 GB, 2 Memory slot(s) DIMM, DDR4 – Up to 32 GB, 2 Memory slot(s) DIMM, DDR4 – 2133 / 2400 MHz
Hard disk drive	SSD SATA III, 256 GB M.2 SSD SATA III, 1 TB / 512 / 256 GB M.2 SED SSD PCIe NVMe, 512 / 256 GB, M.2, SED
Interfaces	1 x Memory card slot, 1 x SmartCard slot (optional), 1 x SIM card slot (with integrated 4G/LTE only), 2 x USB 3.1 (Gen 1) Type-A (1 with Anytime USB charge functionality), 1 x USB 3.1 (Gen 1) Type-C (with Power Delivery functionality), 1 x VGA, 1 x HDMI, 1 x Ethernet (RJ-45), 1 x DC-in, 1 x Audio: line-in microphone / line out microphone, 2 x internal microphones (digital), 1 x docking connector for Port Replicator, 1 x Kensington Lock support
Display	35,6 cm (14.0") HD, Anti-Glare 1.366x768 Pixel, 200 cd/m ² , 350:1 35,6 cm (14.0") FHD Anti-Glare 1920x1080 Pixel, 220 cd/m ² , 700:1
Graphics brand name	Intel® UHD Graphics 620 Intel® HD Graphics 620
Webcam	Built-in webcam, HD (Microsoft® Lync™)
Weight	from 1.79 kg
Dimensions (WxDxH)	333.6x234x23.9 mm
Battery runtime***	Up to 10 h (tbc)
Audio features	Stereo speakers
Antennas	2 Dual band WLAN antennas, 2 LTE antennas optional
Embedded 4G/LTE	LTE Sierra Wireless EM7305 (CAT 3)
Integrated WLAN optional	Intel Dual Band Wireless-AC8265 11ac with Bluetooth 4.2
LAN	10 / 100 / 1,000 MBit/s Intel® I219LM
Special features	Family concept: Shared design with LIFEBOOK E4 and LIFEBOOK U7 series, shared ultra-mobile family port-replicator with LIFEBOOK U7 series, fingerprint sensor, SmartCard reader, TPM 2.0, user exchangeable battery, memory, internal storage and connectivity components (LTE & WLAN)

FUJITSU	Optional accessories Notebook LIFEBOOK E548
Accessories	Port Replicator S26391-F1607-L109 MicroSaver Slim 2.0 S26361-F1650-L202 Sneaker Sleeve 14 S26391-F1194-L401 Wireless Mouse W1200 S26381-K462-L100 UC&C USB Value Headset S26391-F7139-L20

Advanced Notebooks

LIFEBOOK



FUJITSU	Notebook LIFEBOOK E546/E556
	Reliable Business Performer
Operating system	Windows 10 Pro. Fujitsu recommends Windows 10 Pro. Windows 10 Home Windows 7 Professional (available through downgrade rights from Windows 10 Pro)*
Chipset	Integrated
Processor type	6th Gen Intel® Core™ i7 processor 6th Gen Intel® Core™ i5 vPro™ processor 6th Gen Intel® Core™ i5 processor 6th Gen Intel® Core™ i3 processor
Memory	Up to 32 GB, 2 Memory slot(s) DIMM, DDR4 – 2133 MHz, SO DIMM
Hard disk drive	SSD SATA III, 512 GB, 2.5-inch, OPAL capable SSD SATA III, 256 GB, 2.5-inch, OPAL capable SSD SATA III, 256 GB, 2.5-inch SSD SATA III, 128 GB, 2.5-inch, OPAL capable SSD SATA III, 128 GB, 2.5-inch SATA, 7,200 rpm, 500 GB, 2.5-inch, S.M.A.R.T. SATA, 5,400 rpm, 500 GB, 2.5-inch, S.M.A.R.T. SATA, 5,400 rpm, 1 TB, 2.5-inch, S.M.A.R.T.
Interfaces	1 x Memory card slots 1 x SmartCard slot (optional) 1 x SIM card slot 3 x USB 3.1 (Gen 1) (1 with Anytime USB Charge functionality) 1 x VGA 1 x DisplayPort 1 x Serial (RS-232) optional 1 x Ethernet (RJ-45) 1 x DC-in 1 x Audio: line-in microphone / line out microphone 2 x Internal microphones (digital) 1 x docking connector for Port Replicator 1 x Kensington Lock support (Portrep & System)
Display	39.6 cm (15.6-inch), LED backlight, anti-glare, compound Options: (Full HD) IPS 1,920 x 1,080 pixel, 700:1, 250 cd/m ² or (HD) 1,366 x 768 pixel, 350:1, 220 cd/m ² 35.6 cm (14.0-inch), anti-glare Options: (Full HD) IPS 1,920 x 1,080 pixel, 700:1, 300 cd/m ² or (HD) 1,366 x 768 pixel, 350:1, 200 cd/m ²
Graphics brand name	Intel® HD Graphics 520
Webcam	Built-in webcam, HD
Weight	from 2.2 kg
Dimensions (WxDxH)	14-inch: 338x231x25.1 - 31.4 mm 15.6-inch: 374x250x24.2 - 31.4 mm
Battery runtime***	Up to 12 h (BAPCo® MobileMark® 2014 office productivity)
Audio features	Stereo speakers
Antennas	2 Dual band WLAN antennas, 2 UMTS/LTE antennas optional
Embedded 4G/LTE	LTE Sierra Wireless EM7305
Integrated WLAN optional	Intel® Dual Band Wireless-ACB260 11ac with integrated Bluetooth 4.2 vPro
LAN	10/100/1,000 MBit/s Intel® I219V
Modular drive options	2nd hard disk drive, DVD Super Multi, weight saver
Special features	Family concept common port replicator across LIFEBOOK E7 Series, mobile workstation. Same BIOS, mainboard for E5 Series, user exchangeable battery. Modular bay concept (ODD, 2nd HDD, weight saver), ATP, optional SmartCard reader

Warranty period & Warranty type: 1 year (depending on country);
Collect & Return / Bring-in Service (depending on country)

Fujitsu recommends Windows 10 Pro.

FUJITSU	Optional accessories Notebook LIFEBOOK E546/E556
Accessories	Port Replicator (S26391-F1337-L109) MicroSaver Slim 2.0 (S26361-F1650-L202) Sneaker Sleeve 14 (S26391-F1194-L401) Dicota TopTraveler Base 13-14 (S26391-F1193-L120) Second Hard Disk Drive or SSD Carrier for Modular Bay (S26391-F1244-L709) Wireless Notebook Mouse W1610 (S26381-K460-L100)

*with 6th Gen Intel® processors

Advanced Notebooks

LIFEBOOK



FUJITSU	Notebook LIFEBOOK E458
	Your Well-Equipped Everyday Partner
Operating system	Windows 10 Pro. Fujitsu recommends Windows 10 Pro. Windows 10 Home
Chipset	Integrated
Processor type	7th Gen Intel® Core™ i7 processor 7th Gen Intel® Core™ i5 processor 7th Gen Intel® Core™ i3 processor
Memory	Up to 32 GB, 2 Memory slot(s) DIMM, DDR4 – 2133 MHz
Hard disk drive	HDD SATA III, 1 TB / 500 GB, 5400 rpm SSD SATA III, 256 GB M.2 SSD SATA III, 1 TB / 512 / 256 GB M.2 SED
Interfaces	1 x Memory card slots 1 x SIM card slot (with integrated 3G/UMTS or 4G/LTE only) 2 x USB 3.1 (Gen 1) Type-A (1 with Anytime USB charge functionality) 1 x USB 3.1 (Gen 1) Type-C 1 x VGA 1 x DisplayPort (exclusive with HDMI) 1 x HDMI (exclusive with DP) 1 x Ethernet (RJ-45) 1 x DC-in 1 x Audio: line-in microphone / line out microphone 2 x Internal microphones (digital) 1 x Kensington Lock support
Display	39,6 cm (15.6") HD, Anti-Glare, 1.366 x 768 Pixel, 220 cd/m ² , 500:1 39,6 cm (15.6") FHD, Anti-Glare, 1920 x 1080 Pixel, 250 cd/m ² , 700:1
Graphics brand name	Intel® HD Graphics 620
Webcam	Built-in webcam, HD
Weight	from 2.04 kg
Dimensions (WxDxH)	379 x 256 x 23.9 mm
Battery runtime***	Up to 10 h (tbc)
Audio features	Stereo speakers
Antennas	2 Dual band WLAN antennas, 2 LTE antennas optional
Embedded 3G/UMTS or 4G/LTE	LTE Sierra Wireless EM7305 (Cat.3)
Integrated WLAN optional	Intel Dual Band Wireless-AC8265 11ac with Bluetooth 4.2
LAN	10/100/1,000 MBit/s Intel® I219LM
Special features	Family concept: Shared design with LIFEBOOK E5 and LIFEBOOK U7 series, fingerprint sensor, TPM 2.0, user exchangeable battery, memory, internal storage and connectivity components (LTE & WLAN)

FUJITSU	Optional accessories Notebook LIFEBOOK E458
Accessories	MicroSaver Slim 2.0 S26361-F1650-L202 Sneaker Sleeve 15.6 S26391-F1194-L501 Wireless Mouse W1200 S26381-K462-L100 UC&C USB Value Headset S26391-F7139-L20 Wireless Keyboard Set LX901 S26381-K565-L4** (**.: Country specific variation)

Fujitsu recommends Windows 10 Pro.



FUJITSU	Notebook LIFEBOOK E448
	Your Well-Equipped Everyday Partner
Operating system	Windows 10 Pro. Fujitsu recommends Windows 10 Pro. Windows 10 Home
Chipset	Integrated
Processor type	7th Gen Intel® Core™ i7 processor 7th Gen Intel® Core™ i5 processor 7th Gen Intel® Core™ i3 processor
Memory	Up to 32 GB, 2 Memory slot(s) DIMM, DDR4 – 2133 MHz
Hard disk drive	SSD SATA III, 256 GB M.2 SSD SATA III, 1 TB / 512 / 256 GB M.2 SED
Interfaces	1 x Memory card slots 1 x SIM card slot (with integrated 3G/UMTS or 4G/LTE only) 2 x USB 3.1 (Gen 1) Type-A (1 with Anytime USB charge functionality) 1 x USB 3.1 (Gen 1) Type-C 1 x VGA 1 x HDMI 1 x Ethernet (RJ-45) 1 x DC-in 1 x Audio: line-in microphone / line out microphone 2 x Internal microphones (digital) 1 x Kensington Lock support
Display	35,6 cm (14.0") HD, Anti-Glare, 1.366 x 768 Pixel, 200 cd/m ² , 350:1 35,6 cm (14.0") FHD, Anti-Glare, 1920 x 1080 Pixel, 220 cd/m ² , 700:1
Graphics brand name	Intel® HD Graphics 620
Webcam	Built-in webcam, HD
Weight	from 1.79 kg
Dimensions (WxDxH)	333.6 x 234 x 23.9 mm
Battery runtime***	Up to 10 h (tbc)
Audio features	Stereo speakers
Antennas	2 Dual band WLAN antennas, 2 LTE antennas optional
Embedded 3G/UMTS or 4G/LTE	LTE Sierra Wireless EM7305 (Cat.3)
Integrated WLAN optional	Intel Dual Band Wireless-AC8265 11ac with Bluetooth 4.2
LAN	10/100/1,000 MBit/s Intel® I219LM
Special features	Family concept: Shared design with LIFEBOOK E5 and LIFEBOOK U7 series, fingerprint sensor, TPM 2.0, user exchangeable battery, memory, internal storage and connectivity components (LTE & WLAN)

FUJITSU	Optional accessories Notebook LIFEBOOK E448
Accessories	MicroSaver Slim 2.0 S26361-F1650-L202 Sneaker Sleeve 14 S26391-F1194-L401 Wireless Mouse W1200 S26381-K462-L100 UC&C USB Value Headset S26391-F7139-L20 Wireless Keyboard Set LX901 S26381-K565-L4** (**.: Country specific variation)

All-round Notebooks LIFEBOOK



Fujitsu recommends Windows 10 Pro.

FUJITSU	Notebook LIFEBOOK A357
	Your Everyday Partner
Operating system	Windows 10 Pro. Fujitsu recommends Windows 10 Pro. Windows 10 Home Windows 7 Professional (available through downgrade rights from Windows 10 Pro)*
Chipset	Integrated
Processor Type	7th Gen Intel® Core™ i5-7200U processor 6th Gen Intel® Core™ i3-6006U processor
Memory	32 GB, 2 Memory slot(s) DIMM (DDR4), Dual channel support, DDR4 - 2133 MHz
Hard disk drive	SSD SATA III, 512 GB, 2.5-inch SSD SATA III, 256 GB, 2.5-inch SATA, 5,400 rpm, 500 GB, 2.5-inch, S.M.A.R.T. SATA, 5,400 rpm, 1 TB, 2.5-inch, S.M.A.R.T.
Interfaces	SD/SDHC/SDXC x Memory card slots 1 x USB 2.0 total 3 (1 x Anytime USB Charge Functionality - depending on BIOS setting) x USB 3.1 Gen1 (USB 3.0) total 1 x VGA 1 x HDMI 1 x Ethernet (RJ-45) 1 x DC-in 1 x Audio: line-in microphone/line out microphone (combo port) 1 x digital mic x Internal microphones 1 x Audio: line-in/line-out 1 x Kensington Lock support
Display	39.6 cm (15.6-inch), LED backlight, (HD), Anti-glare display, 1,366 x 768 pixel, 220 cd 39.6 cm (15.6-inch), LED backlight, (Full HD), Anti-glare display, 1,920 x 1,080 pixel, 250 cd
Graphics brand name	Intel® HD Graphics 620
Webcam	Built-in webcam (HD) with Status LED Built-in webcam (Full HD) with Status LED
Weight	2.2 kg - Weight may vary depending on actual configuration
Dimensions (WxDxH)	378 x 256 x 30.9 mm
Runtime battery	tbd.
Audio features	2 x built-in speakers (stereo), Sound volume control via function key (down: Fn+F8; up: Fn+F9)
Antennas	2 x WLAN
LAN	10/100/1,000 MBit/s Realtek RTL8111H
Integrated WLAN	Intel Dual Band-AC7265 ac/b/g/n
Bluetooth	v4.2
Fixed optical drive options	DVD Super Multi

*with 6th Gen Intel® processors
Warranty period & Warranty type: 1 year (depending on country); Collect & Return / Bring-in Service (depending on country)



FUJITSU Deskbound Devices Thin Clients

- Optimized for Server Based Computing (SBC) and Virtual Desktop Infrastructure (VDI)
- FUJITSU Thin Clients are designed and engineered to help you ensure performance, security, easy manageability and cost-effectiveness
- Deliver ease-of-use, standardization and silent operation thus ensuring maximum user comfort
- Scout Enterprise Management Suite®, a multi-user capable manageability suite operates and manages an unlimited amount of devices with high levels of scalability
- Choice of the modular eLux® RP operating system, Windows Embedded Standard 7 or Windows 10 IoT Enterprise

Thin Client Positioning

Flexible	Optimized	Appliances	Upgrades
Ideal for any user profile	Smart access with Smart Zero Clients	Appliances for SBC & VDI	For higher mobility & performance needs
FUTRO S940 FUTRO S740 FUTRO S540 FUTRO S930 FUTRO S920 FUTRO S720 FUTRO S520	FUTRO L620 FUTRO L420	FUTRO Q940 PalmSecure Appliance	Thin Client Kit ¹ for STYLISTIC Tablets Thin Client Kit ¹ for LIFEBOOK Notebooks Thin Client Kit ¹ for ESPRIMO Desktops



→ www.fujitsu.com/fts/futro

¹ On project request

Flexible Thin Clients FUTRO



FUJITSU	Thin Client FUTRO Q940 Palm Secure Appliance
	Enhanced security
Operating system	eLux® RP
eLux® Functions	eLux® RP 6, ICA client, VMware® Horizon View Client (optional), eLuxRDP, Updates and all available software packages for eLux® RP 6 can be downloaded from www.mylux.com
Manageability Linux	BIOS update; Flash memory management; Scout Enterprise Management Suite; Managing devices by location, group or user; Individual operating system composition with ELIAS*; Embedded operating system update and system monitoring
Mainboard	D3543
Processor Type, Processor frequency	Intel® Pentium® Silver Processor J5005, up to 2.8 Ghz
Interfaces	1 x Audio: line-in 1 x Audio: line-out 1 x Front audio: headphone 1 x Front audio: microphone 3x USB 3.1 Gen1 (USB 3.0) (1 x type-C rear and 2x type-A front) 4x USB 2.0 total 2x USB front 5x USB rear 1 x Ethernet (RJ-45) 2x Serial port (RS-232) 1 x Kensington Lock support 2x DisplayPort
Graphics	Intel®UHD Graphics 605
Audio codec	Realtek ALC671
LAN	Built-in 10/100/1,000 MBit/s Intel WLAN
Dimensions (WxDxH)	54 x 193 x 250 mm
Special features	Embedded palm vein sensor, integrated SmartCard reader, Remote power-on with special keyboard, Made in Germany
Warranty period	2 years (depending on country)
Warranty type	Bring-In/ Onsite Service (for countries within region EMEA, for all other countries depending on local regulations)

Fujitsu recommends Windows 10 Pro.



FUJITSU	Thin Client FUTRO S940
	Enhanced flexibility
Operating system	eLux® RP Windows 10 IoT Enterprise for Thin Clients
eLux® Functions	eLux® RP 6, BaseOS eLux® RP, ICA client, VMware® Horizon View Client (optional) eLuxRDP, Mozilla Firefox® Browser, VPN System, BIOS tools for remote BIOS updates via Scout Enterprise, Updates and all available software packages for eLux® RP 6 can be downloaded from www.mylux.com
Manageability Linux	BIOS update; Flash memory management; Scout Enterprise Management Suite; Managing devices by location, group or user; Individual operating system composition with ELIAS*; Embedded operating system update and system monitoring
Manageability Windows	System monitoring; Flash memory management; Managing devices by location, group or user; Embedded operating system update and patches;
Mainboard	D3543
Processor Type, Processor frequency	Intel® Pentium® Silver Processor J5005, up to 2.8 Ghz
Hard disk drive	SSD SATA, 128 GB, M.2 module, Flash drive (MLC technology), 208 TBW** SSD SATA, 64 GB, M.2 module, Flash drive (MLC technology), 124 TBW** SSD SATA, 32 GB, M.2 module, Flash drive (MLC technology), 62 TBW** SSD SATA, 16 GB, M.2 module, Flash drive (MLC technology), 31 TBW** SSD SATA, 8 GB, M.2 module, Flash drive (MLC technology), 15 TBW** (* ** Terabytes written (TBW) calculated based on JESD-218 SSD Client workload. One Gigabyte equals one billion bytes, when referring to hard disk drive capacity.)
Interfaces	1 x Audio: line-in 1 x Audio: line-out 1 x Front audio: headphone 1 x Front audio: microphone 2x USB 3.1 Gen1 (USB 3.0) + 1 x USB 3.1 Gen1 Type-C 4x USB 2.0 total 2x USB front 5x USB rear 1 x USB internal 1 x Ethernet (RJ-45) 1 x Kensington Lock support 2x DisplayPort
Graphics	Intel® HD Graphics 605
Audio codec	Realtek ALC671
LAN	Built-in 10/100/1,000 MBit/s Intel WLAN
Dimensions (WxDxH)	52x 193 x 250 mm
Special features	Integrated Power Supply, Power-over-Ethernet, SmartCard reader (Internal), Quad monitoring, Backpack Solution, Made in Germany
Warranty period	2 years (depending on country)
Warranty type	Bring-In/ Onsite Service (for countries within region EMEA, for all other countries depending on local regulations)

*Scout Enterprise license required

Flexible Thin Clients FUTRO



FUJITSU	Thin Client FUTRO S740
	The Affordable Thin Client
Operating system	eLux® RP Windows 10 IoT Enterprise for Thin Clients
eLux® Functions	eLux® RP 6, BaseOS eLux® RP, ICA client, VMware® Horizon View Client (optional) eLuxRDP, Mozilla Firefox® Browser, VPN System, BIOS tools for remote BIOS updates via Scout Enterprise, Updates and all available software packages for eLux® RP 6 can be downloaded from www.mylux.com
Manageability Linux	BIOS update; Flash memory management; Scout Enterprise Management Suite; Managing devices by location, group or user; Individual operating system composition with ELIAS*; Embedded operating system update and system monitoring
Manageability Windows	System monitoring; Flash memory management; Managing devices by location, group or user; Embedded operating system update and patches
Mainboard	D3544
Processor Type, Processor frequency	Intel® Celeron® Processor J4105, up to 2.5 Ghz
Hard disk drive	SSD SATA, 128 GB, M.2 module, Flash drive (MLC technology), 208 TBW** SSD SATA, 64 GB, M.2 module, Flash drive (MLC technology), 124 TBW** SSD SATA, 32 GB, M.2 module, Flash drive (MLC technology), 62 TBW** SSD SATA, 16 GB, M.2 module, Flash drive (MLC technology), 31 TBW** SSD SATA, 8 GB, M.2 module, Flash drive (MLC technology), 15 TBW** (* Terabytes written (TBW) calculated based on JESD-218 SSD Client workload. One Gigabyte equals one billion bytes, when referring to hard disk drive capacity.)
Interfaces	1 x Audio: line-out 1 x Front audio: line-in / microphone 1 x Front audio: headphone 2 x USB 3.1 Gen1 (USB 3.0) + 1 x USB 3.1 Gen1 Type-C 4 x USB 2.0 total 2 x USB front 5 x USB rear 1 x USB Internal 1 x Ethernet (RJ-45) 1 x Kensington Lock support 2 x DisplayPort
Graphics	Intel® HD Graphics 600
LAN	Built-in 10/100/1,000 MBit/s Intel WLAN
Dimensions (WxDxH)	36 x 165 x 147 mm
Special features	Power-over-Ethernet, SmartCard reader (external), Dual monitoring, Backpack Solution, Made in Germany
Warranty period	2 years (depending on country)
Warranty type	Bring-in Service (for countries within region EMEA, for all other countries depending on local regulations)

Fujitsu recommends Windows 10 Pro.



FUJITSU	Thin Client FUTRO S540
	Convincing Simplicity
Operating system pre-installed	eLux® RP Windows 10 IoT Enterprise for Thin Clients
eLux® Functions	eLux® RP 6, BaseOS eLux® RP, ICA client, VMware® Horizon View Client (optional) eLuxRDP, Mozilla Firefox® Browser, VPN System, BIOS tools for remote BIOS updates via Scout Enterprise, Updates and all available software packages for eLux® RP 6 can be downloaded from www.mylux.com
Manageability Linux	BIOS update; Flash memory management; Scout Enterprise Management Suite; Managing devices by location, group or user; Individual operating system composition with ELIAS*; Embedded operating system update and system monitoring
Manageability Windows	System monitoring; Flash memory management; Managing devices by location, group or user; Embedded operating system update and patches
Mainboard	D3544
Processor Type, Processor frequency	Intel® Celeron® Processor J4005, up to 2.7 Ghz
Hard disk drive	SSD SATA, 128 GB, M.2 module, Flash drive (MLC technology), 208 TBW** SSD SATA, 64 GB, M.2 module, Flash drive (MLC technology), 124 TBW** SSD SATA, 32 GB, M.2 module, Flash drive (MLC technology), 62 TBW** SSD SATA, 16 GB, M.2 module, Flash drive (MLC technology), 31 TBW** SSD SATA, 8 GB, M.2 module, Flash drive (MLC technology), 15 TBW** (* Terabytes written (TBW) calculated based on JESD-218 SSD Client workload. One Gigabyte equals one billion bytes, when referring to hard disk drive capacity.)
Interfaces	1 x Audio: line-out 1 x Front audio: line-in / microphone 1 x Front audio: headphone 2 x USB 3.1 Gen1 (USB 3.0) + 1 x USB 3.1 Gen1 Type-C 4 x USB 2.0 total 2 x USB front 5 x USB rear 1 x USB Internal 1 x Ethernet (RJ-45) 1 x Kensington Lock support 2 x DisplayPort
Graphics	Intel® HD Graphics 600
LAN	Built-in 10/100/1,000 MBit/s Intel WLAN
Dimensions (WxDxH)	36 x 165 x 147 mm
Special features	Power-over-Ethernet, SmartCard reader (external), Dual monitoring, Backpack Solution, Made in Germany
Warranty period	2 years (depending on country)
Warranty type	Bring-in Service (for countries within region EMEA, for all other countries depending on local regulations)

*Scout Enterprise license required

Flexible Thin Clients FUTRO



FUJITSU	Thin Client FUTRO S930
	The Expandable Multi-talent
Operating system pre-installed	eLux® RP Windows 10 IoT Enterprise for Thin Clients
eLux® Functions	eLux® RP 6, BaseOS eLux® RP, ICA client, VMware® Horizon View Client (optional) eLuxRDP, Mozilla Firefox® Browser, VPN System, BIOS tools for remote BIOS updates via Scout Enterprise, Updates and all available software packages for eLux® RP 6 can be downloaded from www.mylux.com
Manageability Linux	BIOS update; Flash memory management; Scout Enterprise Management Suite; Managing devices by location, group or user; Individual operating system composition with ELIAS*; Embedded operating system update and system monitoring
Manageability Windows	System monitoring; Flash memory management; Managing devices by location, group or user; Embedded operating system update and patches; Cloning functionality and remote updates for applications
Mainboard	D3313-Ex (miniITX)
Processor Type, Second Level cache, Processor frequency	AMD G-Series GX-424CC, 2 MB, 2.40 GHz
Hard disk drive	mSATA, 8 GB, Flash drive (MLC technology) mSATA, 16 GB, Flash drive (MLC technology) mSATA, 32 GB, Flash drive (MLC technology) mSATA, 64 GB, Flash drive (MLC technology)
Interfaces	1 x Audio: line-in 1 x Audio: line-out 1 x Front audio: line-in / microphone 1 x Front audio: headphone 2 x USB 3.1 Gen1 (USB 3.0) total 5 x USB 2.0 total 2 x USB front 4 x USB rear 1 (9 pin header) x USB internal 1 x Ethernet (RJ-45) 1 x Kensington Lock support 1 DVI-I x DVI 1 DP x DisplayPort 2 x Mouse/Keyboard (PS/2)
Graphics	AMD Radeon™ R5E (in combination with AMD G-Series GX-424CC), up to 2 GB, BIOS default 256 MB DirectX® 11.1, Shader Model 5, Open CL® 1.2, OpenGL® 4.2
Audio codec	Realtek ALC671
LAN	Built-in 10/100/1,000 MBit/s
Dimensions (WxDxH)	52x195x250 mm
Special features	Power-over-Ethernet, Quad monitoring, SmartCard reader, Backpack Solution, Made in Germany
Warranty period	2 years (depending on country)
Warranty type	Bring-in Service (for countries within region EMEA, for all other countries depending on local regulations)

Fujitsu recommends Windows 10 Pro.



FUJITSU	Thin Client FUTRO S920
	The Expandable Multi-talent
Operating system	eLux® RP Windows Embedded Standard 7 Windows 10 IoT Enterprise for Thin Clients
eLux® Functions	eLux® RP 6, BaseOS eLux® RP, ICA client, VMware® Horizon View Client (optional) eLuxRDP, Mozilla Firefox® Browser, VPN System, BIOS tools for remote BIOS updates via Scout Enterprise, Updates and all available software packages for eLux® RP 6 can be downloaded from www.mylux.com
Windows Functions	Supported languages: EN, DE, FR, IT, ES; Citrix Receiver Enterprise; VMware View Horizon Client; RDP-Client Protocol with RemoteFX; Scout Agent; DotNET Framework; Internet Explorer; Media Player; Premium Multimedia Codecs; Security (SmartCard Reader support); FBWF File Base Write Filter; EWF Enhanced Write Filter
Manageability Linux	BIOS update; Flash memory management; Scout Enterprise Management Suite; Managing devices by location, group or user; Individual operating system composition with ELIAS*; Embedded operating system update and system monitoring
Manageability Windows	System monitoring; Flash memory management; Managing devices by location, group or user; Embedded operating system update and patches; Cloning functionality and remote updates for applications
Processor Type, Second Level cache, Processor frequency	AMD G-Series GX-424CC, 2 MB, 2.40 GHz AMD G-Series GX-415GA, 2 MB, 1.50 GHz AMD G-Series GX-222GC, 1 MB, 2.20 GHz, up to 2.4 GHz
Hard disk drive	mSATA, 8 GB, Flash drive (SLC technology) mSATA, 8 GB, 16 GB, 32 GB, 64 GB Flash drive (MLC technology)
Interfaces	2 x Audio: 1 x line-in, 1 x line-out 2 x Front audio: 1 x line-in / microphone, 1 x headphone 2 x USB 3.0 front 6 x USB 2.0 (4 x rear, 2 x internal) 1 x Parallel (optional), 2 x RS232, serial 1 x Ethernet (RJ-45) 1 x Kensington Lock support 1 x DVI-I (integrated VGA with DVI-VGA adapter) 1 x DisplayPort 2 x Mouse/Keyboard (PS/2)
Graphics	AMD Radeon™ HD 8330E (in combination with AMD G-Series GX-415GA), AMD Radeon™ R5E (in combination with AMD G-Series GX-222GC), AMD Radeon™ R5E (in combination with AMD G-Series GX-424CC), up to 2 GB, BIOS default 256 MB, optional AMD FirePro™ W2100 for quad-display operations DirectX 11, Shader Model 5, Open CL® 1.1 (depending on CPU), OpenGL® 4.1
Audio codec	Realtek ALC671
LAN	Built-in 10/100/1,000 MBit/s
Dimensions (WxDxH)	52x195x250 mm
Special features	Power-over-Ethernet, Quad monitoring, SmartCard reader, Backpack Solution, Made in Germany
Warranty period	2 years (depending on country)
Warranty type	Bring-In/On-Site Service (depending on country)

*Scout Enterprise license required

Flexible Thin Clients FUTRO



FUJITSU	Thin Client FUTRO S720
	The Affordable Thin Client
Operating system	eLux® RP Windows 10 IoT Enterprise for Thin Clients Windows Embedded Standard 7
eLux® Functions	eLux® RP 6, BaseOS eLux® RP, ICA client, VMware® Horizon View Client (optional) eLuxRDP, Mozilla Firefox® Browser, VPN System, BIOS tools for remote BIOS updates via Scout Enterprise, Updates and all available software packages for eLux® RP 6 can be downloaded from www.myelux.com
Windows Functions	Supported languages: EN, DE, FR, IT, ES; Citrix Receiver Enterprise; VMware View Horizon Client; RDP-Client Protocol with RemoteFX; Scout Agent; DotNET Framework; Internet Explorer; Media Player; Premium Multimedia Codecs; Security (SmartCard Reader support); FBWF File Base Write Filter; EWF Enhanced Write Filter
Manageability Linux	BIOS update; Flash memory management; Scout Enterprise Management Suite; Managing devices by location, group or user; Individual operating system composition with ELIAS*; Embedded operating system update and system monitoring
Manageability Windows	System monitoring; Flash memory management; Managing devices by location, group or user; Embedded operating system update and patches; Cloning functionality and remote updates for applications
Processor Type, Second Level cache, Processor frequency	AMD G-Series GX-222GC, 1 MB, 2.20 GHz, up to 2.4 GHz AMD G-Series GX-217GA, 1 MB, 1.65 GHz
Hard disk drive	mSATA, 8 GB, Flash drive (SLC technology) mSATA, 8 GB, 16 GB, 32 GB, 64 GB Flash drive (MLC technology)
Interfaces	2x Audio: 1x line-in, 1x line-out 2x Front audio: 1x line-in/microphone, 1x headphone 2x USB 3.0 front 6x USB 2.0 (4x rear, 2x internal) 1x RS232, serial 1x Ethernet (RJ-45) 1x Kensington Lock support 1x DVI-I (integrated VGA with DVI-VGA adapter) 1x DisplayPort 2x Mouse/Keyboard (PS/2)
Graphics	AMD Radeon™ HD 8280E (in combination with AMD G-Series GX-217GA), AMD Radeon™ R5E (in combination with AMD G-Series GX-222GC), up to 2 GB, BIOS default 256 MB DirectX® 11.1, Shader Model 5, Open CL® 1.2, OpenGL® 4.1
Audio codec	Realtek ALC671
LAN	Built-in 10/100/1,000 MBit/s
Dimensions (WxDxH)	52x195x250 mm
Special features	Power-over-Ethernet, Dual monitoring, Backpack Solution, Made in Germany
Warranty period Warranty type	2 years (depending on country) Bring-In/On-Site Service (depending on country)

Fujitsu recommends Windows 10 Pro.



FUJITSU	Thin Client FUTRO S520
	Convincing Simplicity
Operating system	eLux® RP (with 4GB and 16GB flash) Windows Embedded Standard 7 (with 16GB flash only)
eLux® Functions	eLux® RP 5, BaseOS eLux® RP, V5, 6.0-8, ICA client, V13.5.0.1-1, VMware® Horizon View Client, V6.4.0.0-1 (optional) eLuxRDP, V1.0-11, Mozilla Firefox® Browser, V45.3.0-7, VPN System, V6.1-3 BIOS tools for remote BIOS updates via Scout Enterprise, V4.0-1, Updates and all available software packages for eLux® RP 5 can be downloaded from www.myelux.com
Windows Functions	Supported languages: EN, DE, FR, IT, ES; Citrix Receiver Enterprise; VMware View Horizon Client; RDP-Client Protocol with RemoteFX; Scout Agent; DotNET Framework; Internet Explorer; Media Player; Premium Multimedia Codecs; Security (SmartCard Reader support); FBWF File Base Write Filter; EWF Enhanced Write Filter
Manageability Linux	BIOS update; Flash memory management; Scout Enterprise Management Suite; Managing devices by location, group or user; Individual operating system composition with ELIAS*; Embedded operating system update and system monitoring
Manageability Windows	System monitoring; Flash memory management; Managing devices by location, group or user; Embedded operating system update and patches; Cloning functionality and remote updates for applications
Mainboard	D3314
Processor Type, Second Level cache, Processor frequency	AMD G-Series GX-212ZC, 1 MB, 2x 1.2 GHz (Boost up to 1.4 GHz)
Memory	Optional 2 GB or 4 GB module DDR3, 1,600 MHz, PC3-12800, SO DIMM
Hard disk drive	Optional 4 GB or 16 GB microSSD flash memory module (MLC technology)
Interfaces	2x Audio: 1x line-in, 1x line-out 2x Front audio: 1x line-in/microphone, 1x headphone 2x USB 3.0 front 2x USB 2.0 rear 1x Ethernet (RJ-45) 1x Kensington Lock support 2x DVI (1x DVI-I and 1x DVI-D; integrated VGA can be used with optional DVI-VGA adapter) 2x Mouse/Keyboard (PS/2)
Graphics	AMD Radeon R1E (in combination with AMD G-Series GX-212ZC), up to 2 GB (BIOS Default: 256 MB) DirectX 11.1, OpenGL 4.2, OpenCL 1.2
Audio codec	Realtek ALC671
LAN	Built-in 10/100/1,000 MBit/s
Dimensions (WxDxH)	43x174x170 mm
Special features	Optional Backpack Solution, Made in Germany
Warranty period Warranty type	2 years (depending on country) Bring-In/On-Site Service (depending on country)

*Scout Enterprise license required

Optimized Thin Clients FUTRO



FUJITSU	Thin Client FUTRO L620
	Remote Access to Performance
Processor	Teradici™ TERA 2140
Max number of displays	4
Resolution	2560x1600 pixel (dual monitoring) 1920x1200 pixel (quad monitoring)
Video output configurations	4x DisplayPort (integrated DVI-D can be used with DP-DVI adapter cable)
Imaging performance	50 Mpps (VDI environment) 300 Mpps (in combination with Workstation)
Display data input	True, uncompromised PC experience over IP networks. Transparent USB and HD audio bridging, USB device authorization and encrypted communications. Hardware bridging eliminates need for drivers and enables true OS and application independence.
Graphics	Four independent displays, Parallel pixel data input, Display Data Channel (DDC) 24-bit pixel depth Video signal frequency from 25 to 165 MHz
Memory	512 MB DDR3 DRAM
10/100/1000 Ethernet Media access controller	Dedicated for PC-over-IP traffic, Auto-negotiation of link speed and duplex mode, Wake On LAN 802.1Q VLAN tagging supports segregating PC-over-IP traffic to a separate logical network
Audio	High Definition Audio serial link, Full 16-bit stereo, 48 KHz sample rate, Audio out + Headphone out, Mic in
USB	2x USB 2.0 front 2x USB 2.0 rear
Security	All Host-Portal communication encrypted with 128-bit AES/256-bit AESManagement communication protected by SSL, Kensington lock support
Dimensions (WxDxH)	46x132x175 mm
Special features	CELSIUS Remote Access Host Cards
Warranty period	2 years (depending on country)
Warranty type	Bring-In Service (depending on country)

Fujitsu recommends Windows 10 Pro.



FUJITSU	Thin Client FUTRO L420
	Remote Access to Performance
Processor	Teradici™ TERA 2321
Max number of displays	2
Resolution	2560x1600 pixel (single monitoring) 1920x1200 pixel (dual monitoring)
Video output configurations	1x DVI-I and 1x DVI-D (integrated VGA can be used with DVI-VGA adapter)
Imaging performance	50 Mpps (VDI environment) 150 Mpps (in combination with Workstation)
Display data input	True, uncompromised PC experience over IP networks. Transparent USB and HD audio bridging, USB device authorization and encrypted communications. Hardware bridging eliminates need for drivers and enables true OS and application independence.
Graphics	Two independent displays, Parallel pixel data input, Display Data Channel (DDC) 24-bit pixel depth Video signal frequency from 25 to 165 MHz
Memory	512 MB DDR3 DRAM
10/100/1000 Ethernet Media access controller	Dedicated for PC-over-IP traffic, Auto-negotiation of link speed and duplex mode, Wake On LAN 802.1Q VLAN tagging supports segregating PC-over-IP traffic to a separate logical network
Audio	High Definition Audio serial link, Full 16-bit stereo, 48 KHz sample rate, Audio out + Headphone out, Mic in
USB	2x USB 2.0 front 2x USB 2.0 rear
Security	All Host-Portal communication encrypted with 128-bit AES/256-bit AESManagement communication protected by SSL, Kensington lock support
Dimensions (WxDxH)	45x130x150 mm
Special features	Optional backpack-kit, CELSIUS Remote Access Host Cards
Warranty period	2 years (depending on country)
Warranty type	Bring-In Service (depending on country)

Upgrades Thin Clients Thin Client Kit



FUJITSU	Thin Client Kit ¹ for LIFEBOOK
	Thin Client Kit with eLux [®] RP for LIFEBOOK E556 Notebooks
Operating system	eLux [®] RP Windows 10 IoT Enterprise for Thin Clients Windows Embedded Standard 7
eLux[®] Functions	Citrix [®] Receiver, VMware [®] Horizon View Client, FreeRDP Client, RDPConnect, Mozilla Firefox [®] Browser, VPN System, ThinPrint [®] client, BIOS tools for remote BIOS updates via Scout Enterprise Management Suite [®] . Updates and all available software packages for eLux [®] RP can be downloaded from www.mylux.com
Windows Functions	ICA-Client RDP-Client VMware [®] View Client Internet Explorer Media Player
Manageability	Scout Enterprise Management Suite [®]
Supported Virtual Workplace Solutions	Citrix [®] VMware [®] Microsoft [®]
Hard disk drives	SSD
Cabinet	Notebook LIFEBOOK
Processor	Configurable
Memory	For details please refer to the LIFEBOOK data sheets
Interfaces	For details please refer to the LIFEBOOK data sheets
Slots	For details please refer to the LIFEBOOK data sheets
Graphics	For details please refer to the LIFEBOOK data sheets
Audio	For details please refer to the LIFEBOOK data sheets
LAN (on board)	Built-in 10/100/1000 Mbit/s
Weight	For details please refer to the LIFEBOOK data sheets
Dimensions (WxDxH)	For details please refer to the LIFEBOOK data sheets
Options	Optional internal WLAN card, optional UMTS

Fujitsu recommends Windows 10 Pro.



FUJITSU	Thin Client Kit ¹ for ESPRIMO Desktops
	Thin Client Kit for ESPRIMO Desktops
Operating system	eLux [®] RP Windows Embedded Standard 7
eLux[®] Functions	Citrix [®] Receiver, VMware [®] Horizon View Client, FreeRDP Client, RDPConnect, Mozilla Firefox [®] Browser, VPN System, ThinPrint [®] client, BIOS tools for remote BIOS updates via Scout Enterprise Management Suite [®] . Updates and all available software packages for eLux [®] RP can be downloaded from www.mylux.com
Windows Functions	ICA-Client RDP-Client VMware [®] View Client Internet Explorer Media Player
Manageability	Scout Enterprise Management Suite [®]
Supported Virtual Workplace Solutions	Citrix [®] VMware [®] Microsoft [®]
Hard disk drives	SSHD, mSATA flash memory
Cabinet	Ultra small form factor Desktop ESPRIMO
Processor	Configurable
Memory	For details please refer to the ESPRIMO data sheets
Interfaces	For details please refer to the ESPRIMO data sheets
Slots	For details please refer to the ESPRIMO data sheets
Audio	For details please refer to the ESPRIMO data sheets
LAN (on board)	10/100/1000 MBit/s Fast Ethernet
Weight	For details please refer to the ESPRIMO data sheets
Dimensions (WxDxH)	For details please refer to the ESPRIMO data sheets
Options	For details please refer to the ESPRIMO data sheets

¹ On project request

Upgrades Thin Clients Thin Client Kit



Fujitsu recommends Windows 10 Pro.

FUJITSU	Thin Client Kit ¹ for STYLISTIC
	Thin Client Kit for STYLISTIC Tablets
Operating system	eLux® RP Windows 10 IoT Enterprise for Thin Clients Windows Embedded Standard 7
eLux® Functions	Citrix® Receiver, VMware® Horizon View Client, FreeRDP Client, RDPConnect, Mozilla Firefox® Browser, VPN System, ThinPrint® client, BIOS tools for remote BIOS updates via Scout Enterprise Management Suite®. Updates and all available software packages for eLux® RP can be downloaded from www.mylux.com
Windows Functions	ICA-Client RDP-Client VMware® View Client Internet Explorer Media Player
Manageability	Scout Enterprise Management Suite®
Supported Virtual Workplace Solutions	Citrix® VMware® Microsoft®
Hard disk drives	SSD
Cabinet	Tablet STYLISTIC
Processor	Configurable
Memory	For details please refer to the STYLISTIC data sheets
Interfaces	For details please refer to the STYLISTIC data sheets
Slots	For details please refer to the STYLISTIC data sheets
Graphics	For details please refer to the STYLISTIC data sheets
Audio	For details please refer to the STYLISTIC data sheets
LAN (on board)	For details please refer to the STYLISTIC data sheets
Weight	For details please refer to the STYLISTIC data sheets
Dimensions (WxDxH)	For details please refer to the STYLISTIC data sheets
Options	For details please refer to the STYLISTIC data sheets

¹ On project request



FUJITSU Deskbound Devices Desktops

- Highest quality and reliability, ESPRIMO Desktops and mainboards “Made in Germany”
- Family concept across different form factors ensures lowest evaluation costs
- Power supplies of up to 94 percent efficiency reduce energy costs by up to 40 percent compared with a 4-year old PC
- Unique EraseDisk BIOS function securely wipes hard disk drives and solid state drives when devices reach their end of life
- Low Power Active Mode for instant availability, ideal for communications applications like telephony or video conferencing in a UC&C environment

Desktop Positioning

All-round

Standard Applications
e.g. internet, email,
office applications

Advanced

Complex Applications
e.g. spreadsheets
documents, presentations,
databases, video,
standard manageability

Superior

High performance
manageable computing,
flexible integration into
infrastructures

ESPRIMO P558
ESPRIMO P557
ESPRIMO D538
ESPRIMO D556/2
ESPRIMO Q558
ESPRIMO Q556/2
ESPRIMO K558/24
ESPRIMO K557/24

ESPRIMO P758
ESPRIMO P757
ESPRIMO D738
ESPRIMO D757

ESPRIMO P958/power
ESPRIMO P958
ESPRIMO P957
ESPRIMO D958
ESPRIMO D957
ESPRIMO Q958
ESPRIMO Q957
ESPRIMO Q957/MRE



→ www.fujitsu.com/fts/ESPRIMO



FUJITSU	Desktop ESPRIMO P958/power
	Excellent Performance, Expandability and Efficiency
Operating system pre-installed	Windows 10 Pro. Fujitsu recommends Windows 10 Pro. Windows 10 Home
Mainboard	D3602 (proprietary)
Chipset	Intel® Q370
Processor Type	8th Gen Intel® Core™ i7 processors 8th Gen Intel® Core™ i5 processors 8th Gen Intel® Core™ i3 processors
Memory	Up to 64 GB, 4 Memory slot(s) DIMM (DDR4), Dual channel support, For dual channel performance, 2 memory modules have to be ordered. Capacity per channel has to be the same. 2666 MHz may be clocked down to 2400 or 2133 depending on used processor
Serial ATA	5
thereof eSATA	2
thereof SATA III	5
Controller functions	Serial ATA III (6 Gbit), NCQ, AHCI, RAID 0/1/5/10
Drives (optional)	MultiCard Reader 24in1 USB 2.0 3.5" DVD-ROM DVD Super Multi DVD Super Multi ultra slim (tray) BD Triple Writer SATA ultra slim (tray)
Hard disk drive	HDD SATA III, 7,200 rpm, 1,000 GB, 3.5-inch, business critical HDD SATA III, 7,200 rpm, 3.5-inch, up to 2,000 GB PCIe SSD, M.2 NVMe Highend module, up to 1024 GB PCIe SSD, M.2 NVMe module, up to 1024 GB PCIe SSD, M.2 NVMe module, SED, up to 1024 GB SSD SATA III, 128 GB, 2.5-inch Flash drive, 16 GB, M.2 module
Drive bays	1 x 3.5-inch external bay 1 x 2.5-inch internal bay (optional) 2 x 3.5-inch internal bay 2 x 5.25-inch external bay (slim and half height) 1 x M.2-2280, 1 x on mainboard (for SSD NVMe modules)
Slots	1 x PCI-Express 3.0 x16 2 x PCI-Express 3.0 x1 1 x PCI-Express 3.0 x4 (mech. x16)
Interfaces	Audio: 1 x line-in, 1 x line-out Front: 1 x headphone, 1 x microphone 3 x USB 3.1 Gen1 (USB 3.0) 5 x USB 2.0 4 x USB 3.1 Gen2 (2 optional via add on card) USB front: 2 x USB 2.0; 2 x USB 3.1 (gen2), 1 x USB 3.1 (gen2) Type C; optional: 1 x USB 3.1 Type-C (Gen2) via add on card and front adapter bay USB rear: 2 x USB 2.0; 3 x USB 3.1 (Gen1); 1 x USB 3.1 (Gen2); optional: additional 1 x USB 3.1 Type C (Gen2) via add on card 1 x USB 2.0: USB internal 1 x VGA optional: via adapter card 1 x Parallel (optional) (25pin with EPP and ECP) 1 x Ethernet (RJ-45) 1 x DVI (DVI-D) optional: serial port (RS-232) (9pin, 16 byte FIFO, 16550 compatible) 1 x eSATA (optional) 2 x DisplayPort 2 x Mouse/Keyboard (PS/2)

FUJITSU	
Graphics	VGA Extension Card NVIDIA® Quadro® P400, 2 GB DVI-I to VGA Adapter AMD® Radeon RX 460, 4 GB AMD® Radeon R7 340, 2 GB Graphics on board: Intel® UHD Graphics 610, Intel® UHD Graphics 630, up to 1,782 MB
Audio codec	Realtek ALC671
LAN	10/100/1,000 MBit/s Intel® I219LM 1 (optional with Bluetooth together) x Integrated WLAN
Dimensions (WxDxH)	180x304x375 mm
Power efficiency	400 W output power for enhanced built-in components like graphic cards. Power supply efficiency (at 10%/20%/50%/100% load): TBD
Manageability	vPro, ISM, DeskView manageability (depending on processor)
Security	Integrated cabinet lock (optional), BIOS password, cable over (optional), TPM 2.0, option for HDD/SSD password, USB port control, Workplace Protect, SmartCard reader (optional)
Serviceability	Tool-less access to the cabinet; easy exchange of HDD, SSD (2.5")
Special features	EraseDisk functionality, Low Power Active Mode, Made in Germany, Service-friendly cabinet with EasyChange, EasyFix, Keyboard power on
Warranty period	3 years (depending on country)
Warranty type	Bring-In / Onsite Service (for countries within region EMEA, for all other countries depending on local regulations)



FUJITSU	Desktop ESPRIMO P958
	Excellent Performance, Expandability and Efficiency
Operating system pre-installed	Windows 10 Pro. Fujitsu recommends Windows 10 Pro. Windows 10 Home
Mainboard	D3602 (proprietary)
Chipset	Intel® Q370
Processor Type	8th Gen Intel® Core™ i7 processors 8th Gen Intel® Core™ i5 processors 8th Gen Intel® Core™ i3 processors
Memory	Up to 64 GB, 4 Memory slot(s) DIMM (DDR4), Dual channel support. For dual channel performance, 2 memory modules have to be ordered. Capacity per channel has to be the same. 2666 MHz may be clocked down to 2400 or 2133 depending on used processor
Serial ATA	5
thereof eSATA	2
thereof SATA III	5
Controller functions	Serial ATA III (6 Gbit), NCQ, AHCI, RAID 0/1/5/10
Drives (optional)	MultiCard Reader 24in1 USB 2.0 3.5", USB 2.0 DVD-ROM DVD Super Multi, SATA DVD Super Multi ultra slim (tray), SATA BD Triple Writer SATA ultra slim (tray), SATA
Hard disk drive	HDD SATA III, 7,200 rpm, 1,000 GB, 3.5-inch, business critical HDD SATA III, 7,200 rpm, 3.5-inch, up to 2,000 GB PCIe SSD, M.2 NVMe Highend module, up to 1024 GB PCIe SSD, M.2 NVMe module, up to 1024 GB PCIe SSD, M.2 NVMe module, SED, up to 1024 GB SSD SATA III, 128 GB, 2.5-inch Flash drive, 16 GB, M.2 module
Drive bays	1 x 3.5-inch external bay 1 x 2.5-inch internal bay (optional) 2 x 3.5-inch internal bay 2 x 5.25-inch external bay (slim and half height) 1 x M.2-2280, 1 x on mainboard (for SSD NVMe modules)
Slots	1 x PCI-Express 3.0 x16 2 x PCI-Express 3.0 x1 1 x PCI-Express 3.0 x4 (mech. x16)
Interfaces	Audio: 1 x line-in, 1 x line-out Front: 1 x headphone, 1 x microphone 3 x USB 3.1 Gen1 (USB 3.0) 5 x USB 2.0 4 x USB 3.1 Gen2 (2 optional via add on card) USB front: 2 x USB 2.0; 2 x USB 3.1 (gen2), 1 x USB 3.1 (gen2) Type C; optional: 1 x USB 3.1 Type-C (Gen2) via add on card and front adapter bay USB rear: 2 x USB 2.0; 3 x USB 3.1 (Gen1); 1 x USB 3.1 (Gen2); optional: additional 1 x USB 3.1 Type C (Gen2) via add on card 1 x USB 2.0: USB internal 1 x VGA optional: via adapter card 1 x Parallel (optional) (25pin with EPP and ECP) 1 x Ethernet (RJ-45) 1 x DVI (DVI-D) optional: serial port (RS-232) (9pin, 16 byte FIFO, 16550 compatible) 1 x eSATA (optional) 2 x DisplayPort 2 x Mouse/Keyboard (PS/2)

FUJITSU	
Graphics	Entry 3D: NVIDIA® Quadro® P400, 2 GB, PCIe x16, 3x miniDP Entry 3D: AMD® Radeon R7 340, 2 GB, 1 x Dual Link DVI-I, 1 x DisplayPort Entry 3D: AMD® Radeon RX 460, 4 GB, 1 x Dual Link DVI-D, 3 x DisplayPort, 1 x HDMI (only in E94+ version) Others: VGA Extension Card
Audio codec	Realtek ALC671
LAN	10/100/1,000 Mbit/s Intel® I219LM 1 (optional with Bluetooth together) x Integrated WLAN
Dimensions (WxDxH)	180x304x375 mm
Power efficiency	ESPRIMO P958/E85+: Power supply efficiency at 10%/20%/50%/100% load for 230V: 80%/85%/88%/87%; for 115V: 79%/84%/87%/84% ESPRIMO P958/E94+: Power supply efficiency at 10%/20%/50%/100% load for 230V: TBD; for 115V: TBD
Manageability	vPro, ISM, DeskView manageability (depending on processor)
Security	Integrated cabinet lock (optional), BIOS password, cable over (optional), TPM 2.0, option for HDD/SSD password, USB port control, Workplace Protect, SmartCard reader (optional)
Serviceability	Tool-less access to the cabinet; easy exchange of HDD, SSD (2.5")
Special features	Made in Germany, EraseDisk functionality, Low Power Active Mode, Zero Noise PC (ESPRIMO P958/E94+), Keyboard power on, Switched monitor outlet (ESPRIMO P958/E94+), Service-friendly cabinet with EasyChange, EasyFix, Cable cover (optional)
Warranty period	3 years (depending on country)
Warranty type	Bring-In / Onsite Service (for countries within region EMEA, for all other countries depending on local regulations)



FUJITSU	Desktop ESPRIMO P957
	Combines Highest Efficiency with Expandability
Operating system	Windows 10 Pro. Fujitsu recommends Windows 10 Pro. Windows 10 Home Windows 7 Professional (available through downgrade rights from Windows 10 Pro)*
Mainboard	D3502 (proprietary)
Chipset	Intel® Q270
Processor type	7th Gen Intel® Core™ Processors 6th Gen Intel® Core™ Processors
Memory	Up to 64 GB, 4 Memory slot(s) DIMM (DDR4), Dual channel support. For dual channel performance, a minimum of 2 memory modules have to be ordered. Capacity per channel has to be the same.
Serial ATA thereof eSATA thereof SATA III	5 2 5
Controller functions	Serial ATA III (6 Gbit), NCQ, AHCI, RAID 0/1/5/10
Drives (optional)	MultiCard Reader DVD-ROM DVD Super Multi, SATA DVD Super Multi ultra slim (tray), SATA BD Triple Writer SATA ultra slim (tray), SATA
Hard disk drive	SSD PCIe 256/512/1024 GB M.2 NVMe Highend SSD PCIe 128/256/512/1024 GB M.2 NVMe SSD SATA III, 256/512 GB, 2.5-inch SSD SATA III, 256/512 GB, 2.5-inch, SED SSHD SATA III, 7,200 rpm, 1,000 GB, 3.5-inch SSHD SATA III, 5,400 rpm, 500 GB, 2.5-inch HDD SATA III, 7,200 rpm, 1,000 GB, 3.5-inch, business critical HDD SATA III, 7,200 rpm, 500/1000/2000 GB, 3.5-inch HDD SATA II, 5,400 rpm, 500 GB, 2.5-inch
Drive bays	1 x 3.5-inch external bay 1 x 2.5-inch internal bay 2 x 3.5-inch internal bay 1 x 5.25-inch external bay (slim) 1 x 5.25-inch external bay (half height) 1 x M.2-2280, 1 x on mainboard (for SSD modules)
Slots	1 x PCI-Express 3.0 x16 2 x PCI-Express x1 1 x PCI-Express 2.0 x4 (mech. x16)
Interfaces	1 x Audio: line-in 1 x Audio: line-out 1 x Front audio: headphone 1 x Front audio: microphone 7 x USB 3.0 (= USB3.1 Gen1) total 6 x USB 2.0 total 2 x USB 2.0, 2 x USB 3.0 and 1 x USB Type-C (USB 3.1 Gen1) front 2 x USB 2.0 and 4 x USB 3.0 rear 2 x USB 2.0 internal 1 x VGA via optional adapter card 1 x Serial (RS-232); optional: 2nd serial port (9pin, 16 byte FIFO, 16550 compatible) 1 x Parallel optional (25pin with EPP and ECP) 1 x Ethernet (RJ-45) 1 x DVI (DVI-D) 1 x eSATA (optional) 2 x DisplayPort 2 x Mouse/Keyboard (PS/2)

*with 6th Gen Intel® processors

FUJITSU	
Graphics	Intel® HD Graphics (SKU depending on selected processor)
Audio codec	Realtek ALC671
LAN	10/100/1,000 MBit/s Intel® I219LM
Dimensions (WxDxH)	180x304x375 mm
Power efficiency	ESPRIMO P957/power: 400 W output power, power supply efficiency (at 230V; 10%/20%/50%/100% load): TBD ESPRIMO P957/E94+: 280 W output power, power supply efficiency (at 230V; 10%/20%/50%/100% load): 86%/90%/94%/93% ESPRIMO P957/E90+: 280 W output power, power supply efficiency (at 230V; 10%/20%/50%/100% load): 84%/90%/92%/91% ESPRIMO P957/E85+: 280 W output power, power supply efficiency (at 230V; 20%/50%/100% load): 75%/83%/85%/84%
Manageability	vPro, ISM, DASH (depending on processor)
Security	Options for cabinet lock, BIOS password, option for HDD/SSD password, USB port control, Workplace Protect, TPM
Serviceability	Tool-less access to the cabinet; easy exchange of HDD, SSD (2.5")
Special features	Made in Germany, Low Power Active Mode, Zero Noise PC (ESPRIMO P957/E94+), EraseDisk functionality, Keyboard power on, Switched monitor outlet (ESPRIMO P957/E94+, ESPRIMO P957/E90+), Service-friendly cabinet with EasyChange, EasyFix, Cable cover
Warranty period Warranty type	3 years (depending on country) Bring-In/Onsite Service (depending on country)



FUJITSU	Desktop ESPRIMO D958
	Combines High Efficiency with Manageability
Operating system pre-installed	Windows 10 Pro. Fujitsu recommends Windows 10 Pro. Windows 10 Home
Mainboard	D3632 (proprietary)
Chipset	Intel® Q370
Processor Type, Second Level cache, Processor frequency	8th Gen Intel® Core™ i7 processor 8th Gen Intel® Core™ i5 processor 8th Gen Intel® Core™ i3 processor
Memory	Up to 64 GB, 4 Memory slot(s) DIMM (DDR4), Dual channel support, For dual channel performance, 2 memory modules have to be ordered. Capacity per channel has to be the same. 2666 MHz may be clocked down to 2400 or 2133 depending on used processor
Serial ATA	5
thereof eSATA	2
thereof SATA III	5
Controller functions	Serial ATA III (6 Gbit), NCQ, AHCI, RAID 0/1/5/10
Drives (optional)	MultiCard Reader 24in1 USB 2.0 3.5", USB 2.0 DVD Super Multi ultra slim (tray), SATA BD Triple Writer SATA ultra slim (tray), SATA
Hard disk drive	HDD SATA III, 7,200 rpm, 3.5-inch, up to 2,000 GB HDD SATA III, 7,200 rpm, 1,000 GB, 3.5-inch, business critical PCIe SSD, M.2 NVMe Highend module, up to 1024 GB PCIe SSD, M.2 NVMe module, up to 1024 GB PCIe SSD, M.2 NVMe module, SED, up to 1024 GB SSD SATA III, 128 GB, 2.5-inch 16 GB, M.2 module, Flash drive
Drive bays	1 x 3.5-inch external bay 1 x 3.5-inch internal bay 1 x 5.25-inch external bay
Slots	1 x PCI-Express 3.0 x16 2 x PCI-Express 3.0 x1 1 x PCI-Express 3.0 x4 (mech. x16) 1 x M.2-2230 on mainboard for WLAN module
Interfaces	Audio: 1 x line-in, 1 x line-out Front: 1 x headphone, 1 x microphone 3 x USB 3.1 Gen1 (USB 3.0) 5 x USB 2.0 3 x USB 3.1 Gen2 (2 optional via add on card) 2 x USB 2.0; 1 x USB 3.1 (gen2); 1 x USB 3.1 (gen2) Type C; optional: additional 1 x USB 3.1 Type-C (Gen2) via add on card and front adapter bay; USB front 2 x USB 2.0; 3 x USB 3.0; 1 x USB 3.1 (Gen2); optional: additional 1 x USB 3.1 Type C (Gen2) via add on card: USB rear 1 x USB 2.0: USB internal 1 x VGA optional: via adapter card 1 x Parallel (optional) (25pin with EPP and ECP) 1 x Ethernet (RJ-45) 1 x DVI (DVI-D) optional: serial port (RS-232) (9pin, 16 byte FIFO, 16550 compatible) 1 x eSATA (optional) 2 x DisplayPort 2 x Mouse/Keyboard (PS/2)

FUJITSU	
Graphics	Entry 3D: NVIDIA® Quadro® P400, 2 GB, PCIe x16, 3x miniDP Entry 3D: AMD® Radeon R7 340, 2 GB, 2 GB, 1 x Dual Link DVI-I, 1 x DisplayPort Others: VGA Extension Card
Audio codec	Realtek ALC671
LAN	10/100/1,000 MBit/s Intel® I219LM 1 (optional with Bluetooth together) x Integrated WLAN
Dimensions (WxDxH)	332x338x89 mm
Power efficiency	ESPRIMO D958/E85+: power supply efficiency at 10%/20%/50%/100% load for 230V: 80%/85%/88%/87%; for 115V: 79%/84%/87%/84% ESPRIMO D958/E94+: power supply efficiency at 10%/20%/50%/100% load for 230V: TBD; for 115V: TBD
Manageability	vPro, DeskView manageability suite, iAMT (depending on processor)
Security	Integrated cabinet lock (optional), BIOS password, EraseDisk (optional), TPM 2.0, option for HDD/SSD password, USB port control, Workplace Protect, SmartCard reader (optional), Kensington Lock support
Serviceability	Tool-less access to the cabinet and components
Special features	Made in Germany, EraseDisk functionality, Low Power Active Mode, Zero Noise PC (ESPRIMO D958/E94+), Keyboard power on, Switched monitor outlet (ESPRIMO D958/E94+), Service-friendly cabinet with EasyChange, EasyFix
Warranty period	3 years (depending on country)
Warranty type	Bring-In / Onsite Service (for countries within region EMEA, for all other countries depending on local regulations)



FUJITSU	Desktop ESPRIMO D957
	Combines Highest Efficiency with Expandability
Operating system	Windows 10 Pro. Fujitsu recommends Windows 10 Pro. Windows 10 Home Windows 7 Professional (available through downgrade rights from Windows 10 Pro)*
Mainboard	D3532 (proprietary)
Chipset	Intel® Q270
Processor type	7th Gen Intel® Core™ Processors 6th Gen Intel® Core™ Processors
Memory	UP to 64 GB, 4 Memory slot(s) DIMM (DDR4), Dual channel support. For dual channel performance, a minimum of 2 memory modules have to be ordered. Capacity per channel has to be the same.
Serial ATA thereof eSATA thereof SATA III	5 2 5
Controller functions	Serial ATA III (6 Gbit), NCQ, AHCI, RAID 0/1/5/10
Drives (optional)	MultiCard Reader 24in1 USB 2.0 3.5", USB 2.0 DVD Super Multi ultra slim (tray), SATA BD Triple Writer SATA ultra slim (tray), SATA
Hard disk drive	SSD PCIe 256/512/1024 GB M.2 NVMe Highend SSD PCIe 128/256/512/1024 GB M.2 NVMe SSD SATA III, 256/512 GB, 2.5-inch SSD SATA III, 256/512 GB, 2.5-inch, SED SSHD SATA III, 7,200 rpm, 1,000 GB, 3.5-inch SSHD SATA III, 5,400 rpm, 500 GB, 2.5-inch HDD SATA III, 7,200 rpm, 1,000 GB, 3.5-inch, business critical HDD SATA III, 7,200 rpm, 500/1000/2000 GB, 3.5-inch HDD SATA II, 5,400 rpm, 500 GB, 2.5-inch
Drive bays	1 x 3.5-inch external bay 1 x 3.5-inch internal bay 1 x 5.25-inch external bay M.2-2280, 1 x on mainboard (for SSD modules)
Slots	1 x PCI-Express 3.0 x16 2 x PCI-Express x1 1 x PCI-Express 2.0 x4 (mech. x16)
Interfaces	1 x Audio: line-in 1 x Audio: line-out 1 x Front audio: headphone 1 x Front audio: microphone 6 x USB 3.0 (= USB3.1 Gen1) total 6 x USB 2.0 total 2 x USB 2.0 and 2 x USB 3.0 front 2 x USB 2.0 and 4 x USB 3.0 rear 2 x USB 2.0 internal 1 x VGA via optional adapter card 1 x Serial (RS-232); optional: 2nd serial port (9pin, 16 byte FIFO, 16550 compatible) 1 x Parallel optional (25pin with EPP and ECP) 1 x Ethernet (RJ-45) 1 x DVI (DVI-D) 1 x eSATA (optional) 2 x DisplayPort 2 x Mouse/Keyboard (PS/2)

FUJITSU	
Graphics	Intel® HD Graphics (depending on selected processor)
Audio codec	Realtek ALC671
LAN	10/100/1,000 MBit/s Intel® I219LM
Dimensions (WxDxH)	332x338x89 mm
Power efficiency	ESPRIMO D957/E94+: Power supply efficiency (at 230V; 10%/20%/50%/100% load): 86%/90%/94%/93% ESPRIMO D957/E90+: Power supply efficiency (at 230V; 10%/20%/50%/100% load): 84%/90%/92%/91% ESPRIMO D957/E85+: Power supply efficiency (at 230V; 10%/20%/50%/100% load): 75%/83%/85%/84%
Manageability	vPro, ISM, DASH (depending on processor)
Security	Options for cabinet lock, BIOS password, option for HDD/SSD password, USB port control, Workplace Protect, TPM
Serviceability	Tool-less access to the cabinet; easy exchange of HDD, SSD (2.5")
Special features	Made in Germany, Low Power Active Mode, Zero Noise PC (ESPRIMO D957/E94+), EraseDisk functionality, Keyboard power on, Switched monitor outlet (ESPRIMO D957/E94+, ESPRIMO D957/E90+), Service-friendly cabinet with EasyChange, EasyFix
Warranty period	3 years (depending on country)
Warranty type	Bring-In/Onsite Service (depending on country)

*with 6th Gen Intel® processors



FUJITSU	Desktop ESPRIMO Q958
	Mini PC with excellent performance and integration capabilities
Operating system	Windows 10 Pro. Fujitsu recommends Windows 10 Pro. Windows 10 Home
Mainboard	D3613 (proprietary)
Chipset	Intel® Q370
Processor type	8th Gen Intel® Core™ i7 processor 8th Gen Intel® Core™ i5 processor 8th Gen Intel® Core™ i3 processor
Memory	Up to 32 GB, 2 Memory slot(s), Dual channel support, For dual channel performance, 2 memory modules have to be ordered. Capacity per channel has to be the same. 2666 MHz may be clocked down to 2400 or 2133 depending on used processor
Serial ATA thereof SATA III	2
Controller functions	Serial ATA III (6 Gbit), NCQ, AHCI
Drives (optional)	DVD Super Multi ultra slim (tray), SATA BD Triple Writer SATA ultra slim (tray), SATA
Hard disk drive	HDD SATA II, 5,400 rpm, 500/1,000 GB, 2.5-inch HDD SATA III, 7,200 rpm, 500 GB, 2.5-inch SSD PCIe, 128/256/512/1024 GB, M.2 NVMe module SSD PCIe, 256/512/1024 GB, M.2 NVMe Highend module SSD SATA III, 256/512 GB, 2.5-inch SSD SATA III, 256/512 GB, 2.5-inch, SED SSD SATA, 128/256/512 GB, M.2 module
Drive bays	1 x 2.5-inch bay 1 x 5.25-inch external bay
Interfaces	2 x USB 2.0 total 2 x USB 3.1 Gen1 (USB 3.0) total 5 x USB 3.1 Gen2 total 1 x USB 3.1 (Gen1); 1 x USB 3.1 (Gen2); 1 x USB 3.1 Type-C (Gen2): USB front 2 x USB 2.0; 3 x USB 3.1 (Gen1); 1 x USB 3.1 (Gen2): USB rear 1 x Ethernet (RJ-45) 1 x Kensington Lock support 1 (DVI-D) x DVI 2 x DisplayPort 0/1 optional (with PC on/off function on Pin6) x Mouse / Keyboard (PS/2)

FUJITSU	
Graphics	Intel® UHD Graphics 610, Intel® UHD Graphics 630, up to 1,782 MB
Audio codec	Realtek ALC671
LAN	10/100/1,000 MBit/s Intel® I219LM 1 (optional with Bluetooth together) x Integrated WLAN
Dimensions (WxDxH)	185 x 190 x 54 mm
Manageability	vPro, DeskView manageability, iAMT (depending on processor)
Security	Kensington Lock support, EraseDisk (optional), TPM 2.0, user and supervisor BIOS password, hard disk password, USB port control, Workplace Protect, SmartCard reader (optional)
Serviceability	EasyChange for HDD, EasyChange for optical drives
Special features	Made in Germany, Low Power Active Mode, EraseDisk functionality, space-saving design, Integrated VESA mount, Zero Noise PC, Easy expandability, halogen-free printed circuit board of mainboard and optional PVC-free power cord
Warranty period	3 years (depending on country)
Warranty type	Bring-In/Onsite Service (depending on country)



FUJITSU	Desktop ESPRIMO Q957
	The Mini with More PC per cm ³
Operating system	Windows 10 Pro. Fujitsu recommends Windows 10 Pro. Windows 10 Home. Windows 7 Professional (available through downgrade rights from Windows 10 Pro)*
Mainboard	D3513 (proprietary)
Chipset	Intel® Q270
Processor type	7th Gen Intel® Core™ Processors 6th Gen Intel® Core™ Processors
Memory	UP to 32 GB, 2 Memory slot(s) DIMM (DDR4), Dual channel support. For dual channel performance, a minimum of 2 memory modules have to be ordered. Capacity per channel has to be the same
Serial ATA thereof SATA III	2
Controller functions	Serial ATA III (6 Gbit), NCQ, AHCI
Drives (optional)	DVD Super Multi ultra slim (tray), SATA BD Triple Writer SATA ultra slim (tray), SATA
Hard disk drive	SSD PCIe 256 / 512 / 1024 GB M.2 NVMe Highend SSD PCIe 128 / 256 / 512 / 1024 GB M.2 NVMe SSD SATA III, 256 / 512 GB, 2.5-inch SSD SATA III, 256 / 512 GB, 2.5-inch, SED HDD SATA II, 5,400 rpm, 500 GB, 2.5-inch
Drive bays	1 x 5.25-inch external bay M.2-2280, 1 x on mainboard (for SSD modules)
Interfaces	1 x Audio: line-in / microphone 2 x Audio: line-out / headphone 7 x USB 3.0 (= USB3.1 Gen1) total 2 x USB 2.0 total 2 x USB 3.0, 1 x USB Type-C (=USB 3.1 Gen1) front 2 x USB 2.0 and 4 x USB 3.0 rear 1 x USB internal 1 x Ethernet (RJ-45) 1 x Kensington Lock support 1 x DVI (DVI-D) 2 x DisplayPort
Graphics	Intel® HD Graphics (depending on selected processor)
Audio codec	Realtek ALC671

FUJITSU	
LAN	10 / 100 / 1,000 MBit/s Intel® I219LM 1 x Integrated WLAN (optional with Bluetooth)
Dimensions (WxDxH)	186 x 191 x 59 mm
Power efficiency	power supply efficiency (at 230V; 10% / 20% / 50% / 100% load): 90% / 90% / 92% / 92%
Manageability	vPro, DeskView manageability suite, iAMT (depending on processor)
Security	Kensington Lock support, EraseDisk (optional), TPM 2.0, user and supervisor BIOS password, hard disk password, USB port control, Workplace Protect, SmartCard reader (optional)
Serviceability	EasyChange for HDD, EasyChange for optical drives
Special features	Made in Germany, Low Power Active Mode, EraseDisk functionality, space-saving design, Integrated VESA mount, Zero Noise PC, Easy expandability, halogen-free printed circuit board of mainboard and optional PVC-free power cord
Warranty period Warranty type	3 years (depending on country) Bring-In / Onsite Service (depending on country)

*with 6th Gen Intel® processors



FUJITSU	Desktop ESPRIMO Q957/MRE
	Meeting Room Edition
Operating system	Windows 10 Pro
Mainboard	D3513 (proprietary)
Chipset	Intel® Q270
Processor Type	7th Gen Intel® Core™ Processors 6th Gen Intel® Core™ Processors
Memory	Up to 32 GB, 2 Memory slot(s) DIMM (DDR4), Dual channel support. For dual channel performance, a minimum of 2 memory modules have to be ordered. Capacity per channel has to be the same, DDR4 2,400 MHz will be clocked with 2,133 MHz in combination with 6th generation Intel® processor
Serial ATA	2
thereof SATA III	
Controller functions	Serial ATA III (6 Gbit), NCQ, AHCI
Drives (optional)	DVD Super Multi ultra slim (tray), SATA BD Triple Writer SATA ultra slim (tray), SATA
Hard disk drive	PCIe-SSD, 128 / 256 / 512 GB M.2 NVMe module PCIe-SSD, 1024 GB M.2 NVMe module SSD SATA III, 256 / 512 GB, 2.5-inch SSD SATA III, 256 / 512 GB, 2.5-inch, SED SSD SATA, 128 / 256 / 512 GB, M.2 module
Drive bays	1 x 5.25-inch external bay
Interfaces	1 x Audio: line-out 1 x Front audio: headphone 1 x Front audio: microphone 7 x USB 3.1 Gen1 (USB 3.0) total 2 x USB 2.0 total 2 x USB 3.0 and 1 x USB 3.1 Type-C (Gen1) x USB front 2 x USB 2.0 and 4 x USB 3.0 x USB rear 1 x Serial (RS-232) 9pin, 16 byte FIFO, 16550 compatible 1 x Ethernet (RJ-45) 1 x Kensington Lock support 1 (DVI-D) x DVI 2 x DisplayPort 0/1 optional (with PC on/off function on Pin6) x Mouse / Keyboard (PS/2)
Graphics	Intel® HD Graphics (depending on selected processor)
Audio codec	Realtek ALC671
LAN	10 / 100 / 1,000 MBit/s Intel® I219LM 1 (optional with Bluetooth together) x Integrated WLAN

FUJITSU	
Dimensions (WxDxH)	186 x 191 x 59 mm
Power efficiency	power supply efficiency (at 230V; 2 Watt / 10% / 20% / 50% / 100% load): > 85% / 90% / 90% / 92% / 92%
Manageability	vPro, DeskView manageability suite, iAMT (depending on processor)
Security	Kensington Lock support, EraseDisk (optional), TPM, user and supervisor BIOS password, hard disk password, USB port control, Workplace Protect, SmartCard reader (optional)
Serviceability	EasyChange for HDD, EasyChange for optical drives
Special features	Made in Germany, Low Power Active Mode, EraseDisk functionality, space-saving design, Integrated VESA mount, Easy expandability, halogen-free printed circuit board of mainboard and optional PVC-free power cord, Zero Noise PC
Warranty period	3 years (depending on country)
Warranty type	Bring-In / Onsite Service (depending on country)



FUJITSU	Desktop ESPRIMO P758
	Excellent Performance, Expandability and Efficiency
Operating system	Windows 10 Pro. Fujitsu recommends Windows 10 Pro. Windows 10 Home
Mainboard	D3601 (proprietary)
Chipset	Intel® Q370
Processor type	8th Gen Intel® Core™ i7 processor 8th Gen Intel® Core™ i5 processor 8th Gen Intel® Core™ i3 processor 8th Gen Intel® Pentium® Gold processor 8th Gen Intel® Celeron® processor
Memory	Up to 64 GB, 4 Memory slot(s) DIMM (DDR4), Dual channel support, For dual channel performance, 2 memory modules have to be ordered. Capacity per channel has to be the same. 2666 MHz may be clocked down to 2400 or 2133 depending on used processor
Serial ATA thereof eSATA thereof SATA III	5 2 5
Controller functions	Serial ATA III (6 Gbit), NCQ, AHCI
Drives (optional)	MultiCard Reader 24in1 USB 2.0 3.5", USB 2.0 DVD-ROM DVD Super Multi, SATA DVD Super Multi ultra slim (tray), SATA BD Triple Writer SATA ultra slim (tray), SATA
Hard disk drive	HDD SATA II, 5,400 rpm, 500 GB, 2.5-inch HDD SATA III, 7,200 rpm, 500 GB/1,000 GB/2,000 GB, 3.5-inch HDD SATA III, 7,200 rpm, 1,000 GB, 3.5-inch, business critical SSD PCIe, 256 GB/512 GB/1,024 GB M.2 NVMe Highend module SSD PCIe, 256 GB/512 GB/1,024 GB M.2 NVMe module, SED SSD PCIe, 256 GB/512 GB/1,024 GB M.2 NVMe module SSD SATA III, 128 GB, 2.5-inch
Drive bays	1 x 2.5-inch internal bay (optional) 1 x 3.5-inch external bay 2 x 3.5-inch internal bay 2 x 5.25-inch external bay
Slots	1 x PCI-Express 3.0 x1 1 x PCI-Express 3.0 x16 1 x PCI-Express 3.0 x4 (mech. x16)
Interfaces	Audio: 1 x line-in, 1 x line-out Front: 1 x headphone, 1 x microphone 3 x USB 3.1 Gen2 total (2 optional via add on card) 4 x USB 3.1 Gen1 (USB 3.0) total 5 x USB 2.0 total 2 x USB 2.0, 2 x USB 3.1 (gen2), 1 x USB 3.1 (gen2) Type C; optional: 1 x USB 3.1 Type-C (Gen2) via add on card and front adapter bay: USB front 2 x USB 2.0; 4 x USB 3.0; optional: additional 1 x USB 3.1 Type-C (Gen2) via add on card: USB rear 1 x USB 2.0 x USB internal optional: via adapter card x VGA 1 x Ethernet (RJ-45) 1 (DVI-D) x DVI 1 (optional) x eSATA 2 x DisplayPort 2 x Mouse/Keyboard (PS/2)

FUJITSU	
Graphics	Entry 3D: NVIDIA® Quadro® P400, 2 GB, PCIe x16, 3x miniDP Entry 3D: AMD® Radeon RX 460, 4 GB, 1x Dual Link DVI-D, 3x DisplayPort, 1x HDMI (only in P758/E94+) Entry 3D: AMD® Radeon R7 340, 2 GB, 1x Dual Link DVI-I, 1x DisplayPort Others: VGA Extension Card
Audio codec	Realtek ALC671
LAN	10/100/1,000 MBit/s Intel® I219V
Dimensions (WxDxH)	180x304x375 mm
Power efficiency	ESPRIMO P758/E94+: tbd ESPRIMO P758/E85+: power supply efficiency at 10%/20%/50%/100% load for 230V: 80%/85%/88%/87%; for 115V: 79%/84%/87%/84%
Manageability	Intel® Standard manageability (ISM) optional, DeskView manageability suite, Intrusion switch (optional)
Security	Integrated cabinet lock (optional), cable cover with lock option at the back, Fujitsu Workplace Protect software with full disk encryption and system-level passwords, EraseDisk and SmartCard (optional)
Serviceability	Tool-less access to the cabinet and components)
Special features	Made in Germany, Low Power Active Mode, EraseDisk functionality, Switched monitor outlet (ESPRIMO P758/E94+), Keyboard power on, Service-friendly cabinet with EasyChange, EasyFix
Warranty period Warranty type	1 year (depending on country) Bring-In/Onsite Service (depending on country)



FUJITSU	Desktop ESPRIMO P757
Operating system	Excellent Performance, Expandability and Efficiency Windows 10 Pro. Fujitsu recommends Windows 10 Pro. Windows 10 Home Windows 7 Professional (available through downgrade rights from Windows 10 Pro)*
Mainboard	D3501 (proprietary)
Chipset	Intel® Q250
Processor type	7th Gen Intel® Core™ Processors 6th Gen Intel® Core™ Processors 6th Gen Intel® Pentium® Processors 6th Gen Intel® Celeron® Processors
Memory	Up to 64 GB, 4 Memory slot(s) DIMM (DDR4), Dual channel support. For dual channel performance, a minimum of 2 memory modules have to be ordered. Capacity per channel has to be the same.
Serial ATA thereof eSATA thereof SATA III	5 2 5
Controller functions	Serial ATA III (6 Gbit), NCQ, AHCI
Drives (optional)	MultiCard Reader 24in1 USB 2.0 3.5", USB 2.0 DVD-ROM DVD Super Multi, SATA DVD Super Multi ultra slim (tray), SATA BD Triple Writer SATA ultra slim (tray), SATA
Hard disk drive	SSD PCIe 256/512/1024 GB M.2 NVMe Highend SSD PCIe 128/256/512/1024 GB M.2 NVMe SSD SATA III, 256/512 GB, 2.5-inch SSD SATA III, 256/512 GB, 2.5-inch, SED SSHD SATA III, 7,200 rpm, 1,000 GB, 3.5-inch SSHD SATA III, 5,400 rpm, 500 GB, 2.5-inch HDD SATA III, 7,200 rpm, 1,000 GB, 3.5-inch, business critical HDD SATA III, 7,200 rpm, 500/1000/2000 GB, 3.5-inch HDD SATA II, 5,400 rpm, 500 GB, 2.5-inch
Drive bays	1 x 3.5-inch external bay 1 x 2.5-inch internal bay 2 x 3.5-inch internal bay 1 x 5.25-inch external bay (slim) 1 x 5.25-inch external bay (half height) 1 x M.2-2280 on mainboard (for SSD modules)
Slots	1 x PCI-Express 3.0 x16 2 x PCI-Express x1 1 x PCI-Express 2.0 x4 (mech. x16)
Interfaces	Audio: 1 x line-in, 1 x line-out Front: 1 x headphone, 1 x microphone 7 x USB 3.0 (= USB3.1 Gen1) total 6 x USB 2.0 total 2 x USB 2.0, 2 x USB 3.0 and 1 x USB Type-C (USB 3.1 Gen1) front 2 x USB 2.0 and 4 x USB 3.0 rear 2 x USB 2.0 internal 1 x VGA via optional adapter card 1 x Serial (RS-232); optional: 2nd serial port (9pin, 16 byte FIFO, 16550 compatible) 1 x Parallel optional (25pin with EPP and ECP) 1 x Ethernet (RJ-45) 1 x DVI (DVI-D) 1 x eSATA (optional) 2 x DisplayPort 2 x Mouse/Keyboard (PS/2)

*with 6th Gen Intel® processors

FUJITSU	
Graphics	VGA Extension Card NVIDIA® NVS™ 315, 1 GB NVIDIA® GeForce® GTX 745 2 GB FH, 2 GB AMD® Radeon RX 460, 4 GB AMD® Radeon R7 340, 2 GB
Audio codec	Realtek ALC671
LAN	10/100/1,000 MBit/s Intel® I219V
Dimensions (WxDxH)	180x304x375 mm
Power efficiency	ESPRIMO P757/E94+: power supply efficiency (at 230V; 10%/20%/50%/100% load): 86%/90%/94%/93% ESPRIMO P757/E90+: power supply efficiency (at 230V; 10%/20%/50%/100% load): 84%/90%/92%/91% ESPRIMO P757/E85+: power supply efficiency (at 230V; 10%/20%/50%/100% load): 75%/83%/85%/84%
Manageability	Intel® Standard manageability (ISM) (depending on processor), DeskView manageability suite, Intrusion switch (optional)
Security	BIOS password, option for HDD/SSD password, USB port control, TPM, Integrated cabinet lock (optional), cable cover with lock option, Fujitsu Workplace Protect, EraseDisk and SmartCard (optional)
Serviceability	Tool-less access to the cabinet, EasyFix, EasyChange for HDD, EasyChange for optical drives
Special features	Made in Germany, Low Power Active Mode, EraseDisk functionality, Keyboard power on, Switched monitor outlet (ESPRIMO P757/E94+, ESPRIMO P757/E90+), Service-friendly cabinet with EasyChange, EasyFix, Cable cover
Warranty period	1 year (depending on country)
Warranty type	Bring-In/Onsite Service (depending on country)



FUJITSU	Desktop ESPRIMO D738
	Small form factor PC in a more compact and space-saving design
Operating system	Windows 10 Pro. Fujitsu recommends Windows 10 Pro. Windows 10 Home
Mainboard	D3601 (proprietary)
Chipset	Intel® Q370
Processor type	8th Gen Intel® Core™ i7 processor 8th Gen Intel® Core™ i5 processor 8th Gen Intel® Core™ i3 processor 8th Gen Intel® Pentium® Gold processor 8th Gen Intel® Celeron® processor
Memory	Up to 64 GB, 4 Memory slot(s) DIMM (DDR4), Dual channel support, For dual channel performance, 2 memory modules have to be ordered. Capacity per channel has to be the same. 2666 MHz may be clocked down to 2400 or 2133 depending on used processor
Serial ATA thereof eSATA thereof SATA III	5 2 5
Controller functions	Serial ATA III (6 Gbit), NCQ, AHCI
Drives (optional)	Weight saver DVD Super Multi ultra slim (tray), SATA BD Triple Writer SATA ultra slim (tray), SATA
Hard disk drive	HDD SATA II, 5,400 rpm, 500 GB, 2.5-inch HDD SATA III, 7,200 rpm, 500 GB/1,000 GB/2,000 GB, 3.5-inch HDD SATA III, 7,200 rpm, 1,000 GB, 3.5-inch, business critical SSD PCIe, 256 GB/512 GB/1,024 GB, M.2 NVMe Highend module SSD PCIe, 256 GB/512 GB/1,024 GB, M.2 NVMe module, SED SSD PCIe, 256 GB/512 GB/1,024 GB, M.2 NVMe module SSD SATA III, 128 GB, 2.5-inch
Drive bays	1 x 2.5-inch bay 1 x 3.5-inch internal bay 1 x 5.25-inch external bay
Slots	1 x PCI-Express 3.0 x16 1 x PCI-Express 3.0 x4 (mech. x16)
Interfaces	Audio: 1 x line-in, 1 x line-out Front: 1 x headphone, 1 x microphone 4 x USB 3.1 Gen1 (USB 3.0) total 5 x USB 2.0 total 2 x USB 2.0; 2 x USB 3.1 (gen2), 1 x USB 3.1 (gen2) Type C x USB front 2 x USB 2.0; 4 x USB 3.0; optional: additional 1 x USB 3.1 Type C (Gen2) via add on card x USB rear 1 x USB 2.0 x USB internal optional: via adapter card x VGA 1 x Ethernet (RJ-45) 1 (DVI-D) x DVI 1 (optional) x eSATA 2 x DisplayPort 2 x Mouse/Keyboard (PS/2)

FUJITSU	
Graphics	Entry 3D: NVIDIA® Quadro® P400, 2 GB, PCIe x16, 3 x miniDP Entry 3D: AMD® Radeon R7 340, 2 GB, 1 x Dual Link DVI-I, 1 x DisplayPort Others: VGA Extension Card
Audio codec	Realtek ALC671
LAN	10/100/1,000 MBit/s Intel® I219V
Dimensions (WxDxH)	313 x 286 x 89 mm
Power efficiency	ESPRIMO D738/E94+: tbd ESPRIMO D738/E85+: power supply efficiency at 10%/20%/50%/100% load for 230V: 80%/85%/88%/87%; for 115V: 79%/84%/87%/84%
Manageability	Intel® Standard manageability (ISM) (depending on processor), DeskView manageability suite, Intrusion switch (optional)
Security	BIOS password, option for HDD/SSD password (optional), Fujitsu Workplace Protect, EraseDisk and SmartCard (optional)
Serviceability	Tool-less access to the cabinet; easy exchange of HDD, SSD (2.5")
Special features	Made in Germany, Low Power Active Mode, EraseDisk functionality, dust filter (optional), Switched monitor outlet (ESPRIMO D758/E94+), Keyboard power on, Service-friendly cabinet with EasyChange, EasyFix
Warranty period	1 year (depending on country)
Warranty type	Bring-In/Onsite Service (depending on country)



FUJITSU	Desktop ESPRIMO D757
	Combines High Efficiency with Manageability
Operating system	Windows 10 Pro. Fujitsu recommends Windows 10 Pro. Windows 10 Home Windows 7 Professional (available through downgrade rights from Windows 10 Pro)*
Mainboard	D3431 (proprietary)
Chipset	Intel® Q250
Processor type	7th Gen Intel® Core™ Processors 6th Gen Intel® Core™ Processors 6th Gen Intel® Pentium® Processors 6th Gen Intel® Celeron® Processors
Memory	Up to 64 GB, 4 Memory slot(s) DIMM (DDR4), Dual channel support. For dual channel performance, a minimum of 2 memory modules have to be ordered. Capacity per channel has to be the same.
Serial ATA thereof eSATA thereof SATA III	5 2 5
Controller functions	Serial ATA III (6 Gbit), NCQ, AHCI
Drives (optional)	MultiCard Reader 24in1 USB 2.0 3.5", USB 2.0 DVD Super Multi ultra slim (tray), SATA BD Triple Writer SATA ultra slim (tray), SATA
Hard disk drive	SSD PCIe 256/512/1024 GB M.2 NVMe Highend SSD PCIe 128/256/512/1024 GB M.2 NVMe SSD SATA III, 256/512 GB, 2.5-inch SSD SATA III, 256/512 GB, 2.5-inch, SED SSHD SATA III, 7,200 rpm, 1,000 GB, 3.5-inch SSHD SATA III, 5,400 rpm, 500 GB, 2.5-inch HDD SATA III, 7,200 rpm, 1,000 GB, 3.5-inch, business critical HDD SATA III, 7,200 rpm, 500/1000/2000 GB, 3.5-inch HDD SATA II, 5,400 rpm, 500 GB, 2.5-inch
Drive bays	1 x 3.5-inch external bay 1 x 3.5-inch internal bay 1 x 5.25-inch external bay M.2-2280, 1 x on mainboard (for SSD modules)
Slots	1 x PCI-Express 3.0 x16 2 x PCI-Express x1 1 x PCI-Express 2.0 x4 (mech. x16)
Interfaces	Audio: 1 x line-in, 1 x line-out Front: 1 x headphone, 1 x microphone 6 x USB 3.0 (= USB3.1 Gen1) total 6 x USB 2.0 total 2 x USB 2.0 and 2 x USB 3.0 front 2 x USB 2.0 and 4 x USB 3.0 rear 2 x USB 2.0 internal 1 x VGA via optional adapter card 1 x Serial (RS-232); optional: 2nd serial port (9pin, 16 byte FIFO, 16550 compatible) 1 x Parallel optional (25pin with EPP and ECP) 1 x Ethernet (RJ-45) 1 x DVI (DVI-D) 1 x eSATA (optional) 2 x DisplayPort 2 x Mouse/Keyboard (PS/2)

*with 6th Gen Intel® processors

FUJITSU	
Graphics	VGA Extension Card NVIDIA® NVS™315 LP, 1 GB NVIDIA® GeForce® GTX 745 2 GB LP, 2 GB AMD® Radeon R7 340, 2 GB
Audio codec	Realtek ALC671
LAN	10/100/1,000 Mbit/s Intel® I219V
Dimensions (WxDxH)	332 x 338 x 89 mm
Power efficiency	ESPRIMO D757/E94+: power supply efficiency (at 230V; 10%/20%/50%/100% load): 86%/90%/94%/93% ESPRIMO D757/E90+: power supply efficiency (at 230V; 10%/20%/50%/100% load): 84%/90%/92%/91% ESPRIMO D757/E85+: power supply efficiency (at 230V; 10%/20%/50%/100% load): 75%/83%/85%/84%
Manageability	Intel® Standard manageability (ISM) (depending on processor), DeskView manageability suite, Intrusion switch (optional)
Security	BIOS password, option for HDD/SSD password, USB port control, TPM, Integrated cabinet lock (optional), Fujitsu Workplace Protect, EraseDisk and SmartCard (optional)
Serviceability	Tool-less access to the cabinet; EasyFix, EasyChange for HDD, EasyChange for optical drives
Special features	Made in Germany, Low Power Active Mode, EraseDisk functionality, Keyboard power on, Switched monitor outlet (ESPRIMO D757/E94+, ESPRIMO D757/E90+), Service-friendly cabinet with EasyChange, EasyFix
Warranty period	1 year (depending on country)
Warranty type	Bring-In/Onsite Service (depending on country)



FUJITSU	Desktop ESPRIMO P558
	Flexible and economic desktop PC for standard office applications
Operating system	Windows 10 Pro. Fujitsu recommends Windows 10 Pro. Windows 10 Home
Mainboard	D3600
Chipset	Intel® H310
Processor type	8th Gen Intel® Core™ i7 processor 8th Gen Intel® Core™ i5 processor 8th Gen Intel® Core™ i3 processor 8th Gen Intel® Pentium® Gold processor 8th Gen Intel® Celeron® processor
Memory	Up to 32 GB, 2 Memory slot(s) DIMM (DDR4), Dual channel support, For dual channel performance, 2 memory modules have to be ordered. Capacity per channel has to be the same. 2666 MHz may be clocked down to 2400 or 2133 depending on used processor.
Serial ATA thereof eSATA thereof SATA III	3 1 3
Controller functions	Serial ATA III (6 Gbit), NCQ, AHCI
Drives (optional)	MultiCard Reader 24in1 USB 2.0 3.5", USB 2.0 DVD-ROM DVD Super Multi, SATA DVD Super Multi ultra slim (tray), SATA BD Triple Writer SATA ultra slim (tray), SATA
Hard disk drive	HDD SATA II, 5,400 rpm, 500 GB, 2.5-inch HDD SATA III, 7,200 rpm, 500 / 1,000 / 2,000 GB, 3.5-inch HDD SATA III, 7,200 rpm, 1,000 GB, 3.5-inch, business critical SSD PCIe, 256 / 512 / 1,028 GB, M.2 NVMe module, SED SSD PCIe, 256 / 512 / 1,028 GB, M.2 NVMe module SSD SATA III, 128 GB, 2.5-inch
Drive bays	1 x 2.5-inch internal bay 1 x 3.5-inch external bay 1 x 3.5-inch internal bay 2 x 5.25-inch external bay
Slots	1 x PCI-Express 3.0 x16 1 x PCI-Express x1 1 x PCI-Express 2.0 x4 (mech. x16)
Interfaces	Audio: 1 x line-in, 1 x line-out Front: 1 x headphone, 1 x microphone 4 x USB 3.1 Gen1 (USB 3.0) total 6 x USB 2.0 total 2 x USB 2.0; 2 x USB 3.0; optional: 1 x USB 3.1 Type-C (Gen2) via add on card and front adapter bay x USB front 2 x USB 2.0; 2 x USB 3.0; optional: additional 1 x USB 3.1 Type C (Gen2) via add on card x USB rear 2 x USB 2.0 x USB internal optional: via adapter card x VGA 1 x Ethernet (RJ-45) 1 (DVI-D) x DVI 1 (optional) x eSATA 1 x DisplayPort 2 x Mouse/Keyboard (PS/2)
Graphics	Entry 3D: NVIDIA® Quadro® P400, 2 GB, PCIe x16, 3 x miniDP Entry 3D: AMD® Radeon RX 460, 4 GB, 1 x Dual Link DVI-D, 3 x DisplayPort, 1 x HDMI (ESPRIMO P558/E94+) Entry 3D: AMD® Radeon R7 340, 2 GB, 1 x Dual Link DVI-I, 1 x DisplayPort Others: VGA Extension Card

FUJITSU	
Audio codec	Realtek ALC671
LAN	10 / 100 / 1,000 Mbit/s Realtek RTL8111G
Dimensions (WxDxH)	180 x 304 x 375 mm
Power efficiency	ESPRIMO P558/E94+ tbd ESPRIMO P558/E85+ power supply efficiency at 10% / 20% / 50% / 100% load for 230V: 80% / 85% / 88% / 87%; for 115V: 79% / 84% / 87% / 84%
Manageability	DeskView, Intrusion switch (optional)
Security	Kensington Lock support, EraseDisk and cable cover (optional), TPM 2.0, user and supervisor BIOS password, hard disk password, USB port control, Workplace Protect, SmartCard reader (optional)
Serviceability	Made in Germany, Low Power Active Mode, EraseDisk functionality, Keyboard power on, Switched monitor outlet (ESPRIMO P558/E94+), Service-friendly cabinet with EasyChange, EasyFix
Special features	Made in Germany, Low Power Active Mode, EraseDisk functionality, Keyboard power on, Switched monitor outlet (ESPRIMO P558/E94+), Service-friendly cabinet with EasyChange, EasyFix
Warranty period Warranty type	1 year (for countries in EMEA) Bring-In / Onsite Service (for countries within region EMEA, for all other countries depending on local regulations)



FUJITSU	Desktop ESPRIMO P557
	Your Flexible and Economic PC
Operating system	Windows 10 Pro. Fujitsu recommends Windows 10 Pro. Windows 10 Home Windows 7 Professional 64-bit (available through downgrade rights from Windows 10 Pro)*
Mainboard	D3500 (proprietary)
Chipset	Intel® H110
Processor type	7th Gen Intel® Core™ Processors 6th Gen Intel® Core™ Processors 6th Gen Intel® Pentium® Processors 6th Gen Intel® Celeron® Processors
Memory	Up to 32 GB, 2 Memory slot(s) DIMM (DDR4), Dual channel support. For dual channel performance, 2 memory modules have to be ordered. Capacity per channel has to be the same.
Serial ATA thereof eSATA thereof SATA III	3 1 3
Controller functions	Serial ATA III (6 Gbit), NCQ, AHCI
Drives (optional)	MultiCard Reader 24in1 USB 2.0 3.5", USB 2.0 DVD-ROM DVD Super Multi, SATA DVD Super Multi ultra slim (tray), SATA BD Triple Writer SATA ultra slim (tray), SATA
Hard disk drive	HDD SATA II, 5,400 rpm, 500 GB, 2.5-inch HDD SATA III, 7,200 rpm, 1,000 GB, 3.5-inch HDD SATA III, 7,200 rpm, 1,000 GB, 3.5-inch, business critical HDD SATA III, 7,200 rpm, 2,000 GB, 3.5-inch HDD SATA III, 7,200 rpm, 500 GB, 3.5-inch PCIe-SSD, 128/256/512/1024 GB M.2 NVMe module SSD SATA III, 256/512 GB, 2.5-inch SSD SATA III, 256/512 GB, 2.5-inch, SED SSHHD SATA III, 7,200 rpm, 1,000 GB, 3.5-inch
Drive bays	1 x 3.5-inch external bay 2 x 3.5-inch internal bay 2 x 5.25-inch external bay
Slots	1 x PCI-Express 3.0 x16 2 x PCI-Express x1
Interfaces	Audio: 1 x line-in, 1 x line-out Front: 1 x headphone, 1 x microphone 4 x USB 3.1 Gen1 (USB 3.0) total 6 x USB 2.0 total 2 x USB 2.0; 2 x USB 3.0; optional: 1 x USB 3.1 Type-C (Gen2) via add on card and front adapter bay x USB front 2 x USB 2.0; 2 x USB 3.0 x USB rear 2 x USB 2.0 x USB internal optional: via adapter card x VGA 1 x Ethernet (RJ-45) 1 (DVI-D) x DVI 1 (optional) x eSATA 1 x DisplayPort 2 x Mouse/Keyboard (PS/2)
Graphics	VGA Extension Card NVIDIA® NVS™ 315, 1 GB NVIDIA® GeForce® GTX 745 2 GB FH, 2 GB AMD® Radeon RX 460, 4 GB AMD® Radeon R7 340, 2 GB
Audio codec	Realtek ALC671

*with 6th Gen Intel® processors

FUJITSU	
LAN	10/100/1,000 Mbit/s Realtek RTL8111G
Dimensions (WxDxH)	180x304x375 mm
Power efficiency	ESPRIMO P557/E85+ power supply efficiency (at 230V; 10%/20%/50%/100% load): 75%/83%/85%/84% ESPRIMO P557/E90+ power supply efficiency (at 230V; 10%/20%/50%/100% load): 84%/90%/92%/91% ESPRIMO P557/power power supply efficiency (at 230V; 10%/20%/50%/100% load): 83%/89%/91%/90%
Manageability	DeskView, Intrusion switch (optional)
Security	Kensington Lock support, EraseDisk and cable cover (optional), TPM 2.0, user and supervisor BIOS password, hard disk password, USB port control, Workplace Protect, SmartCard reader (optional)
Serviceability	Tool-less access to the cabinet
Special features	Made in Germany, Low Power Active Mode, EraseDisk functionality, Keyboard power on, Switched monitor outlet (ESPRIMO P557/E90+), Service-friendly cabinet with EasyChange, EasyFix
Warranty period Warranty type	1 year (for countries in EMEA) Bring-In/Onsite Service (for countries within region EMEA, for all other countries depending on local regulations)



FUJITSU	Desktop ESPRIMO D538
Operating system	Small form factor PC in a more compact and space-saving design Windows 10 Pro. Fujitsu recommends Windows 10 Pro. Windows 10 Home
Mainboard	D3600 (proprietary)
Chipset	Intel® H310
Processor type	8th Gen Intel® Core™ i7 processor 8th Gen Intel® Core™ i5 processor 8th Gen Intel® Core™ i3 processor 8th Gen Intel® Pentium® Gold processor 8th Gen Intel® Celeron® processor
Memory	Up to 32 GB, 2 Memory slot(s) DIMM (DDR4), Dual channel support, For dual channel performance, 2 memory modules have to be ordered. Capacity per channel has to be the same. 2666 MHz may be clocked down to 2400 or 2133 depending on used processor
Serial ATA thereof eSATA thereof SATA III	3 1 3
Controller functions	Serial ATA III (6 Gbit), NCQ, AHCI
Drives (optional)	Weight saver DVD Super Multi ultra slim (tray), SATA BD Triple Writer SATA ultra slim (tray), SATA
Hard disk drive	HDD SATA II, 5,400 rpm, 500 GB, 2.5-inch HDD SATA III, 7,200 rpm, 500 GB / 1,000 GB / 2,000 GB, 3.5-inch HDD SATA III, 7,200 rpm, 1,000 GB, 3.5-inch, business critical SSD PCIe, 256 GB / 512 GB / 1,024 GB, M.2 NVMe module, SED SSD PCIe, 256 GB / 512 GB / 1,024 GB, M.2 NVMe module SSD SATA III, 128 GB, 2.5-inch
Drive bays	1 x 2.5-inch internal bay 1 x 3.5-inch internal bay 1 x 5.25-inch external bay 1 x M.2-2280, on mainboard for SSD NVMe
Slots	1 x PCI-Express 3.0 x16 1 x PCI-Express 2.0 x4 (mech. x16)
Interfaces	Audio: 1 x line-in, 1 x line-out Front: 1 x headphone, 1 x microphone 4 x USB 3.1 Gen1 (USB 3.0) total 6 x USB 2.0 total 2 x USB 2.0; 2 x USB 3.0 x USB front 2 x USB 2.0; 2 x USB 3.0; optional: additional 1 x USB 3.1 Type C (Gen2) via add on card x USB rear 2 x USB 2.0 x USB internal optional: via adapter card x VGA 1 x Ethernet (RJ-45) 1 (DVI-D) x DVI 1 (optional) x eSATA 1 x DisplayPort 2 x Mouse/Keyboard (PS/2)
Graphics	Entry 3D: NVIDIA® Quadro® P400, 2 GB, PCIe x16, 3 x miniDP Entry 3D: AMD® Radeon R7 340, 2 GB, 1 x Dual Link DVI-I, 1 x DisplayPort Others: VGA Extension Card
Audio codec	Realtek ALC671
LAN	10 / 100 / 1,000 MBit/s Realtek RTL8111G
Dimensions (WxDxH)	313 x 286 x 89 mm

FUJITSU	
Power efficiency	ESPRIMO D538/E94+ tbd ESPRIMO D538/E85+ power supply efficiency at 10% / 20% / 50% / 100% load for 230V: 80% / 85% / 88% / 87%; for 115V: 79% / 84% / 87% / 84%
Manageability	DeskView, Intrusion switch (optional)
Security	Kensington Lock support, Integrated cabinet lock (optional), EraseDisk (optional), TPM 2.0, user and supervisor BIOS password, hard disk password, USB port control, Workplace Protect, SmartCard reader (optional)
Serviceability	Tool-less access to housing; optional external dust filter
Special features	Made in Germany, EraseDisk functionality, Switched monitor outlet (ESPRIMO D538/E94+), Service-friendly cabinet
Warranty period Warranty type	1 year (for countries in EMEA) Bring-In/Onsite Service (for countries within region EMEA, for all other countries depending on local regulations)



FUJITSU	Desktop ESPRIMO D556/2
	Your Flexible and Economic PC
Operating system	Windows 10 Pro. Fujitsu recommends Windows 10 Pro. Windows 10 Home Windows 7 Professional (available through downgrade rights from Windows 10 Pro)*
Mainboard	D3430-U (proprietary)
Chipset	Intel® H110
Processor type	7th Gen Intel® Core™ Processors 6th Gen Intel® Core™ Processors 6th Gen Intel® Pentium® Processors 6th Gen Intel® Celeron® Processors
Memory	Up to 32 GB, 2 Memory slot(s) DIMM (DDR4), Dual channel support. For dual channel performance, 2 memory modules have to be ordered. Capacity per channel has to be the same.
Serial ATA thereof eSATA thereof SATA III	3 1 3
Controller functions	Serial ATA III (6 Gbit), NCQ, AHCI
Drives (optional)	MultiCard Reader 24in1 USB 2.0 3.5", USB 2.0 DVD Super Multi ultra slim (tray), SATA BD Triple Writer SATA ultra slim (tray), SATA
Hard disk drive	SSD SATA III, 256/512 GB, 2.5-inch SSD SATA III, 256/512 GB, 2.5-inch, SED SSHD SATA III, 7,200 rpm, 1,000 GB, 3.5-inch SSHD SATA III, 5,400 rpm, 500 GB, 2.5-inch HDD SATA III, 7,200 rpm, 1,000 GB, 3.5-inch, business critical HDD SATA III, 7,200 rpm, 500/1000/2000 GB, 3.5-inch HDD SATA II, 5,400 rpm, 500 GB, 2.5-inch
Drive bays	1 x 3.5-inch external bay 1 x 3.5-inch internal bay 1 x 5.25-inch external bay
Slots	1 x PCI-Express 3.0 x16 1 x PCI-Express x1 1 x PCI-Express 2.0 x4 (mech. x16)
Interfaces	Audio: 1 x line-in, 1 x line-out Front: 1 x headphone, 1 x microphone 4 x USB 3.0 (= USB3.1 Gen1) total 6 x USB 2.0 total 2 x USB 2.0 and 2 x USB 3.0 front 2 x USB 2.0 and 2 x USB 3.0 rear 2 x USB 2.0 internal 1 x VGA via optional adapter card 1 x Ethernet (RJ-45) 1 x DVI (DVI-D) 1 x eSATA (optional) 1 x DisplayPort 2 x Mouse/Keyboard (PS/2)
Graphics	VGA Extension Card NVIDIA® NVS™315 LP, 1 GB NVIDIA® GeForce® GTX 745 2 GB LP, 2 GB AMD® Radeon R7 340, 2 GB
Audio codec	Realtek ALC671
LAN	10/100/1,000 Mbit/s Realtek RTL8111G
Dimensions (WxDxH)	332 x 338 x 89 mm

*with 6th Gen Intel® processors

FUJITSU	
Power efficiency	ESPRIMO D556/2/E90+ power supply efficiency (at 230V; 10%/20%/50%/100% load): 84%/90%/92%/91% ESPRIMO D556/2/E85+ power supply efficiency (at 230V; 10%/20%/50%/100% load): 75%/83%/85%/84%
Manageability	DeskView, Intrusion switch (optional)
Security	Kensington Lock support, Integrated cabinet lock (optional), EraseDisk (optional), TPM 2.0, user and supervisor BIOS password, hard disk password, USB port control, Workplace Protect, SmartCard reader (optional)
Serviceability	Convenient access to cabinet, EasyFix, EasyChange for HDD, EasyChange for optical drives
Special features	Made in Germany, EraseDisk functionality, switched monitor outlet (ESPRIMO D556/2/E94+), service-friendly cabinet
Warranty period Warranty type	1 year (depending on country) Bring-In / Onsite Service (depending on country)

All-round Desktops ESPRIMO



Fujitsu recommends Windows 10 Pro.

FUJITSU	Desktop ESPRIMO Q558
	Powerful PC functionality in small package
Operating system	Windows 10 Pro. Fujitsu recommends Windows 10 Pro. Windows 10 Home
Mainboard	D3603 (proprietary)
Chipset	Intel® H310
Processor type	8th Gen Intel® Core™ i7 processor 8th Gen Intel® Core™ i5 processor 8th Gen Intel® Core™ i3 processor 8th Gen Intel® Pentium® Gold processors 8th Gen Intel® Pentium® processors
Memory	Up to 32 GB, 2 Memory slot(s), Dual channel support. For dual channel performance, 2 memory modules have to be ordered. Capacity per channel has to be the same. 2666 MHz may be clocked down to 2400 or 2133 depending on used processor
Serial ATA thereof SATA III	2
Controller functions	Serial ATA III (6 Gbit), NCQ, AHCI
Drives (optional)	DVD Super Multi ultra slim (tray), SATA BD Triple Writer SATA ultra slim (tray), SATA
Hard disk drive	HDD SATA II, 5,400 rpm, 500/1,000 GB, 2.5-inch HDD SATA III, 7,200 rpm, 500 GB, 2.5-inch SSD PCIe, 128/256/512/1,024 GB, M.2 NVMe module SSD SATA III, 128/256/512 GB, 2.5-inch SSD SATA III, 256/512 GB, 2.5-inch, SED
Drive bays	1 x 2.5-inch internal bay 1 x 2.5-inch bay 1 x 5.25-inch external bay 1 x M.2-2280, on mainboard for SSD NVMe
Interfaces	Audio: 1 x line-in, 1 x line-out Front: 1 x headphone, 1 x microphone 4 x USB 3.1 Gen1 (USB 3.0) total 4 x USB 2.0 total 2 x USB 3.0 x USB front 4 x USB 2.0 and 2 x USB 3.0 x USB rear 1 x Ethernet (RJ-45) 1 x Kensington Lock support 1 (DVI-D) x DVI 2 x DisplayPort 0/1 optional (with PC on/off function on Pin6) x Mouse / Keyboard (PS/2)

FUJITSU	
Graphics	Intel® UHD Graphics 610, Intel® UHD Graphics 630, up to 1,782 MB
Audio codec	Realtek ALC671
LAN	10/100/1,000 MBit/s Realtek RTL8111GN 1 (optional with Bluetooth together) x Integrated WLAN
Dimensions (WxDxH)	185 x 190 x 54 mm
Power efficiency	power supply efficiency (at 230V; 2 Watt 10%/20%/50%/100% load): > 85%/90%/90%/92%/92%
Manageability	DeskView manageability
Security	Kensington Lock support, EraseDisk (optional), TPM 2.0, user and supervisor BIOS password, hard disk password, USB port control, Workplace Protect, SmartCard reader (optional)
Serviceability	EasyChange for HDD, EasyChange for optical drives
Special features	EraseDisk functionality, space-saving design, Low Power Active Mode, Made in Germany, Easy expandability, Zero Noise PC
Warranty period	1 year (depending on country)
Warranty type	Bring-In/Onsite Service (depending on country)



FUJITSU	Desktop ESPRIMO Q556/2
	The Mini with More PC per cm ³
Operating system	Windows 10 Pro. Fujitsu recommends Windows 10 Pro. Windows 10 Home Windows 7 Professional (available through downgrade rights from Windows 10 Pro)*
Mainboard	D3403-U (Q556/2)
Chipset	Intel® H110
Processor type	7th Gen Intel® Core™ Processors 6th Gen Intel® Core™ Processors 6th Gen Intel® Pentium® Processors
Memory	Up to 32 GB, 2 Memory slot(s) DIMM (DDR4), Dual channel support. For dual channel performance, a minimum of 2 memory modules have to be ordered. Capacity per channel has to be the same DDR4 2,400 MHz will be clocked with 2,133 MHz in combination with 6th generation Intel® processor
Serial ATA thereof SATA III	2
Controller functions	Serial ATA III (6 Gbit), NCQ, AHCI
Drives (optional)	DVD Super Multi ultra slim (tray), SATA BD Triple Writer SATA ultra slim (tray), SATA
Hard disk drive	SSD PCIe 128/256/512/1024 GB M.2 NVMe SSD SATA III, 256/512 GB, 2.5-inch SSD SATA III, 256/512 GB, 2.5-inch, SED HDD SATA II, 5,400 rpm, 500 GB, 2.5-inch
Drive bays	1 x 5.25-inch external bay 1 x M.2-2280, on mainboard for SSD NVMe)
Interfaces	1 x Audio: line-in/ microphone 2 x Audio: line-out/ headphone 4 x USB 3.0 (= USB3.1 Gen1) total 2 x USB 2.0 total 2 x USB 3.0 front 2 x USB 2.0 and 2 x USB 3.0 rear 1 x Ethernet (RJ-45) 1 x Kensington Lock support 1 x DVI (DVI-D) 1 x DisplayPort

FUJITSU	
Graphics	Intel® HD Graphics (depending on selected processor)
Audio codec	Realtek ALC671
LAN	10/100/1,000 MBit/s Realtek RTL8111GN 1 x Integrated WLAN (optional with Bluetooth)
Dimensions (WxDxH)	185 x 190 x 54 mm
Power efficiency	power supply efficiency (at 230V; 2 Watt / 10% / 20% / 50% / 100% load): > 85% / 90% / 90% / 92% / 92%
Manageability	DeskView manageability
Security	Options for cabinet lock, BIOS password, option for HDD/SSD password, USB port control, Workplace Protect, TPM
Serviceability	Convenient access to cabinet; EasyFix, EasyChange for HDD, EasyChange for optical drives
Special features	Made in Germany, Low Power Active Mode, space-saving design, Zero Noise PC, easy expandability, EraseDisk functionality
Warranty period Warranty type	1 year (depending on country) Bring-In / Onsite Service (depending on country)

*with 6th Gen Intel® processors

All-round Desktops ESPRIMO



Fujitsu recommends Windows 10 Pro.

FUJITSU	Desktop ESPRIMO K558/24
	Ready to use in the blink of an eye
Operating system pre-installed	Windows 10 Pro. Fujitsu recommends Windows 10 Pro. Windows 10 Home
Mainboard	D3674 (proprietary)
Chipset	Intel® H310
Processor Type, Second Level cache, Processor frequency	8th Gen Intel® Core™ i7 processor 8th Gen Intel® Core™ i5 processor 8th Gen Intel® Core™ i3 processor 8th Gen Intel® Pentium® processor
Memory	32 GB, 2 Memory slot(s) DIMM (DDR4), Dual channel support, For dual channel performance, 2 memory modules have to be ordered. Capacity per channel has to be the same. 2666 MHz may be clocked down to 2400 or 2133 depending on used processor
Serial ATA,	2
Controller functions	Serial ATA III (6 Gbit), NCQ, AHCI
Drives (optional)	DVD Super Multi ultra slim (tray), SATA BD Triple Writer SATA ultra slim (tray), SATA
Hard disk drive	HDD SATA II, 5,400 rpm, 2.5-inch, up to 1,000 GB HDD SATA II, 5,400 rpm, 500 GB, 2.5-inch SSD PCIe, 256/512 GB M.2 NVMe Highend module SSD PCIe, 256/512 GB M.2 NVMe module SSD PCIe, 256/512 GB M.2 NVMe module, SED SSD PCIe, M.2 NVMe Highend module, up to 1024 GB SSD PCIe, M.2 NVMe module, up to 1024 GB SSD PCIe, M.2 NVMe module, SED, up to 1024 GB SSD SATA III, 128 GB, 2.5-inch
Drive bays	1 x 2.5-inch internal bay 1 x 5.25-inch internal bay
Interfaces	1 x Audio: line-in/microphone 1 x Audio: line-out/headphone 1 x Front audio: headphone 1 x Front audio: microphone optional with multimedia module (camera and microphone) x Internal microphones 4 x USB 3.1 Gen1 (USB 3.0) total 3 x USB 2.0 total 2 x USB 3.0 x USB front 3 x USB 2.0, 2 x USB 3.0 x USB rear 1 x Serial (RS-232) optional 1 x Ethernet (RJ-45) 1 x Kensington Lock support 1 x DisplayPort 2 x Mouse/Keyboard (PS/2)

FUJITSU	
Graphics	Intel® UHD Graphics 610, Intel® UHD Graphics 630, up to 1,782 MB
Audio codec	Realtek ALC255
LAN	10/100/1,000 MBit/s Realtek RTL8111G 1 (optional with Bluetooth together) x Integrated WLAN
Dimensions (WxDxH)	560x258x446 mm
Power efficiency	Power supply efficiency (at 230V; 10%/20%/50%/100% load): 85%/90%/93%/93%
Special features	Adjustable display, Made in Germany, Space saving design, TPM, USB and Audio in front
Warranty period	1 year (depending on country)
Warranty type	Bring-In/Onsite Service (depending on country)



FUJITSU	Desktop ESPRIMO K557/24
	Ready to use in the blink of an eye
Operating system	Windows 10 Pro. Fujitsu recommends Windows 10 Pro. Windows 10 Home Windows 7 Professional 64-bit (available through downgrade rights from Windows 10 Pro)*
Mainboard	D3474 (proprietary)
Chipset	Intel® H110
Processor type	7th Gen Intel® Core™ Processors 6th Gen Intel® Core™ Processors 6th Gen Intel® Pentium® Processors
Memory	Up to 32 GB, 2 Memory slot(s) DIMM (DDR4), Dual channel support, For dual channel performance, 2 memory modules have to be ordered. Capacity per channel has to be the same. DDR4 2,400 MHz will be clocked with 2,133 MHz in combination with 6th generation Intel® processor
Serial ATA	2
Controller functions	Serial ATA III (6 Gbit), NCQ, AHCI
Drives (optional)	DVD Super Multi ultra slim (tray), SATA BD Triple Writer SATA ultra slim (tray), SATA
Hard disk drive	HDD SATA II, 5,400 rpm, 500/1,000 GB, 2.5-inch SSD SATA III, 128/256/512 GB, 2.5-inch SSD SATA III, 256/512 GB, 2.5-inch, SED
Drive bays	1 x 5.25-inch internal bay
Interfaces	1 x Audio: line-in / microphone 1 x Audio: line-out / headphone 1 x Front audio: headphone 1 x Front audio: microphone optional with multimedia module (camera and microphone) x Internal microphones 4 x USB 3.1 Gen1 (USB 3.0) total 3 x USB 2.0 total 2 x USB 3.0 x USB front 3 x USB 2.0, 2 x USB 3.0 x USB rear 1 x Serial (RS-232) optional 1 x Ethernet (RJ-45) 1 x Kensington Lock support 1 x DisplayPort 2 x Mouse/Keyboard (PS/2)
Graphics	Intel® HD Graphics (depending on selected processor)
Audio codec	Realtek ALC255
LAN	10/100/1,000 MBit/s Realtek RTL8111G 1 (optional with Bluetooth together) x Integrated WLAN

FUJITSU	
Dimensions (WxDxH)	560x93x368 mm
Power efficiency	power supply efficiency (at 230V; 10%/20%/50%/100% load): 85%/90%/93%/93%
Manageability	DeskView manageability, Intrusion switch (optional)
Security	Kensington Lock support, Options for cabinet lock, BIOS password, option for HDD/SSD password, USB port control, Workplace Protect, TPM, EraseDisk (optional), Cable cover with lock option
Serviceability	Tool-less access to the cabinet; easy exchange of HDD, SSD
Special features	Adjustable display, Made in Germany, Space saving design, TPM, USB and Audio in front
Warranty period	1 year (depending on country)
Warranty type	Bring-In/Onsite Service (depending on country)

*with 6th Gen Intel® processors

FUJITSU Deskbound Devices Workstations

- Top 4 global workstation vendor with 27 years of expertise in developing workstations
- Long product lifecycles (minimum of 36 months) and components for 24/7 usage
- Broad choice of components, especially for processors, storage and graphics cards
- Quality "Made in Germany" blended with Japanese know-how:
 - Design, Engineering & Production - in Augsburg, Germany
 - In-house: BIOS development and certified Center for Test and Compliance
- Optimized thermal management & whisper quiet systems: 18 - 23 dB(A)
- Certified for key ISV applications: Autodesk, Dassault Systèmes, PTC and Siemens PLM
- Unique manageability capabilities thanks to Made4You (customization on customer specific requests)

Workstation Positioning

Mobile Workstation	Desktop Workstation	Rack Workstation
CELSIUS H770	CELSIUS J550/2	CELSIUS C740
CELSIUS H970	CELSIUS J550/2 LL	
	CELSIUS W570	
	CELSIUS W570power+	
	CELSIUS W550 LL	
	CELSIUS M770	
	CELSIUS M740 LL	
	CELSIUS R970	



→ www.fujitsu.com/fts/workstations

Mobile Workstation CELSIUS



Fujitsu recommends Windows 10 Pro.

FUJITSU	Workstation CELSIUS H770
	Mobile Workstation Meets Security
Operating system (pre-installed)	Windows 10 Pro
Chipset	Intel® QM175 or CM238 (depending on CPU)
Processor type	Intel® Xeon® Processor E3-1500M v6 family Intel® Core™ i7-7920HQ processor Intel® Core™ i7-7820HQ processor Intel® Core™ i7-7700HQ processor
Memory	64 GB, 4 Memory slot(s) SO DIMM (DDR4, 2,400 MHz)
Hard disk drive	PCIe-SSD M.2 module, SED, up to 1,000 GB SSD SATA III, M.2 module, SED, up to 1,024 GB SSD SATA III, up to 1,000 GB SSD SATA III, SED, up to 1,024 GB
Interfaces	1 x SmartCard slot 1 x SIM card slot 1 x USB 2.0 total 2 x USB 3.1 Gen1 (USB 3.0) total 1 x VGA 1 x DisplayPort 1 x Ethernet (RJ-45) 1 x DC-in 1 x Audio: line-in/ microphone 2 x digital array microphones 1 x Audio: line-out
Display	39.6 cm (15.6-inch), IPS LED backlight, (Full HD), Anti-glare display, magnesium, 1,920x1,080 pixel, min. 700:1, typ. 300 cd/m ² , 85/85/85 39.6 cm (15.6-inch), IPS LED backlight, (Full HD), Anti-glare display, magnesium, 1,920x1,080 pixel 39.6 cm (15.6-inch), IPS LED backlight, (UHD/4K), Anti-glare display, magnesium, 3,840x2,160 pixel, min. 700:1, typ. 300 cd/m ² , 85/85/85
Graphics	NVIDIA® Quadro® M2200 (4GB): 1024 CUDA Cores NVIDIA® Quadro® M1200 (4GB): 640 CUDA Cores NVIDIA® Quadro® M620 (2GB): 512 CUDA Cores
Weight	2.75 kg – Actual weight may vary depending on configuration
Dimensions (WxDxH)	380.0x257.0x24.8-31.9 mm w/o bump/with rubber feet 35.0 mm
Battery runtime (1st/+2nd)*	Up to 11 h/ up to 14 h
Audio features	Stereo speakers, 2 digital microphones
Camera	Optional: Built-in webcam, 2.0 megapixel
3G/LTE (optional)	Sierra Wireless AirPrime® EM7305 LTE/HSPA+ (LTE/UMTS module)
WLAN (optional)	Intel® Dual Band Wireless-AC8265 11ac with integrated Bluetooth 4.2
LAN	10/100/1,000 MBit/s Intel® I219LM
Modular drive options	Weight saver DVD Super Multi Blu-ray Disc™ Triple Writer 2nd battery
Warranty period	3 years (depending on country)
Warranty type	Collect & Return/Bring-In Service (depending on country)

FUJITSU	Optional Accessories for CELSIUS Workstation H770
Accessories	Port Replicator (S26391-F1337-L109) Second Battery for Modular Bay (S26391-F1574-L500) Prestige Case 15 (S26391-F1194-L50) SpaceMouse™ Pro (S26381-K459-L100)

* Battery runtime information is based on worldwide acknowledged BAPCo® MobileMark® benchmarks. Battery runtime may vary depending on product model, configuration, applications, power management settings and features utilized. Battery recharge time depends on usage.

Mobile Workstation CELSIUS



Fujitsu recommends Windows 10 Pro.

FUJITSU	Workstation CELSIUS H970
	Bringing VR to the Streets
Operating system (pre-installed)	Windows 10 Pro
Chipset	Intel® CM238 (Xeon CPU) or QM175 (Core i CPU)
Processor type	Intel® Xeon® E3-1500M v6 processor Intel® Core™ i7 vPro™ Processor Intel® Core™ i5 vPro™ Processor
Memory	64 GB, 4 Memory slot(s) SO DIMM (DDR4, 2,133 MHz)
Hard disk drive	PCIe-SSD M.2 NVMe module, up to 256 GB PCIe-SSD M.2 NVMe module, SED, up to 1,024 GB SSD SATA III, M.2 module, up to 256 GB SSD SATA III, M.2 module, SED, up to 1,024 GB HDD SATA III, 5,400 rpm, up to 1,024 GB
Interfaces	1 x DC-in 1 x Audio combo in/out 1 x Audio line-out 2 x digital array microphones 3 x USB 3.1 Gen1 2 x USB Type-C 1 x VGA 1 x DisplayPort 1 x Ethernet (RJ-45) 1 x SmartCard slot 1 x SIM card slot 1 x Multicardreader (SD/SDHC) SD/microSD = 2 GB, SDHC/micro SDHC = 32 GB, SDXC = 512 GB 1 x Kensington Lock support
Display	43.9 cm (17.3-inch), Full HD backlit, anti-glare, magnesium, 1,920x1,080 pixel, 300:1, 300 cd/m ²
Camera	Optional: Built-in webcam, 2.0 megapixel
Graphics	NVIDIA® Quadro® P5000 (16 GB): 2048 CUDA cores (recommended for VR) NVIDIA® Quadro® P4000 (8 GB): 1792 CUDA cores (recommended for VR) NVIDIA® Quadro® P3000 (6 GB): 1280 CUDA cores
Weight	3.3 kg – Actual weight may vary depending on configuration
Dimensions (WxDxH)	418x288x30 mm
Battery runtime*	Up to 9 h
Audio features	Stereo speakers, 2 digital microphones
Camera	Built-in webcam, 2.0 megapixel
3G/LTE(optional)	Sierra Wireless LTE/HSPA+ (LTE/UMTS module)
WLAN (optional)	Intel® Dual Band Wireless -AC8265
Antennas	2 Dual Band WLAN antennas, 2 UMTS antennas
LAN	10/100/1,000 MBit/s Intel® I219LM
Special features	Thunderbolt™ 3 port replicator Security: TPM and fingerprint sensor Touchpad with three mouse buttons, TouchStick (optional)
Warranty period	3 years (depending on country)
Warranty type	Collect & Return / Bring-In Service (depending on country)

FUJITSU	Optional Accessories for CELSIUS Workstation H970
Accessories	Thunderbolt 3 Port-Replicator H970 (S26391-F2249-L100) SpaceMouse™ Pro (S26381-K459-L100)

* Battery runtime information is based on worldwide acknowledged BAPCo® MobileMark® benchmarks. Battery runtime may vary depending on product model, configuration, applications, power management settings and features utilized. Battery recharge time depends on usage.

Desktop Workstations CELSIUS



FUJITSU	Workstation CELSIUS J550/2
	Powerfull Small Form Factor
Operating system (pre-installed)	Windows 10 Pro. Fujitsu recommends Windows 10 Pro. Windows 10 Home Windows 7 Professional 64-bit (available through downgrade rights from Windows 10 Pro)
Mainboard	D3427-U (proprietary)
Chipset	Intel® C236
Processor type	Intel® Xeon® processor E3-1200 v6 and v5 family Intel® Core™ i7 Processor Intel® Core™ i5 Processor Intel® Core™ i3 Processor
Processor quantity maximum	1
Memory	Up to 64 GB, 4 UDIMM memory slots, non-ECC/ECC, DDR4 - 2,400 MHz
Serial ATA	5x Serial ATA total
SATA RAID support	0, 1, 5, 10
Drives (optional)	DVD Super Multi ultra slim (tray) BD Triple Writer SATA ultra slim (tray) MultiCard Reader 24in1 USB 2.0 3.5"
Hard disk drive	PCIe-SSD, M.2 NVMe Highend module, up to 1,024 GB PCIe-SSD, M.2 NVMe Highend card, up to 1 x 1,024 GB PCIe-SSD, M.2 NVMe module, up to 1,024 GB PCIe-SSD, M.2 NVMe card, up to 1 x 1,024 GB SSD SATA III, High Endurance, 2.5-inch, up to 960 GB SSD SATA III, 2.5-inch, up to 1,024 GB SSD SATA III, SED, 2.5-inch, up to 512 GB SSHD SATA III, 7,200 rpm, 3.5-inch, 1,000 GB HDD SATA III, 7,200 rpm, business critical, 3.5-inch, up to 6,000 GB HDD SATA III, 7,200 rpm, business critical, 2.5-inch, up to 2,000 GB HDD SATA III, 7,200 rpm, 3.5-inch, up to 2,000 GB HDD SATA III, 5,400 rpm, 2.5-inch, up to 500 GB 16 GB, M.2 module, Flash drive
Drive bays	2 in total Internal bays: 1 x 3.5-inch External bays: 1 x 5.25-inch 1 x M.2-2280 on mainboard; supports Intel® Optane™ technology
Interfaces	Audio: 1 x line-in, 1 x line-out Front: 1 x headphone, 1 x microphone 1 x Internal speaker 11 x USB in total: 2 x USB 2.0, 9 x USB 3.1 Gen1 optional: USB 3.1 Gen2 via add on card 2 x DisplayPort 1 x DVI (DVI-D) 1 x Serial (RS-232); 2nd serial port optional 2 x Mouse/Keyboard (PS/2) 1 x Ethernet (RJ-45) 1 x Parallel (optional) (25pin with EPP and ECP) 1 x eSATA (optional)

Fujitsu recommends Windows 10 Pro.

FUJITSU	
Graphics	Midrange 3D: NVIDIA® Quadro® P2000, 5 GB, PCIe x16, 4 x DisplayPort Midrange 3D: AMD Radeon Pro™ WX5100, 8 GB, 320 stream processors, PCIe x16, 4 x DisplayPort Entry 3D: NVIDIA® Quadro® P1000, 4 GB, PCIe x16, 4 x miniDP Entry 3D: AMD Radeon Pro™ WX3100, 4 GB, 320 stream processors, PCIe x16, 1 x DisplayPort, 2 x miniDP Entry 3D: NVIDIA® Quadro® P600, 2 GB, PCIe x16, 4 x miniDP Entry 3D: AMD Radeon Pro™ WX2100, 2 GB, 320 stream processors, PCIe x16, 1 x DisplayPort, 2 x miniDP Entry 3D: AMD FirePro™ W2100, 2 GB, 320 stream processors, PCIe x16, 2 x DisplayPort Entry 3D: NVIDIA® Quadro® P400, 2 GB, PCIe x16, 3 x miniDP
Audio features	Internal speaker supports audio playback (optional), High Definition audio, 5.1 surround sound
LAN	10/100/1,000 MBit/s Intel® I219LM
Weight	Approx. 9 kg
Dimensions (WxDxH)	332x338x89 mm
Special features	Best-in-class noise emission - 18 dB only, Certified for leading workstation applications, EraseDisk functionality, Halogen free mainboard, Made in Germany
Warranty period	3 years (depending on country)
Warranty type	Bring-In/Onsite Service (for countries within region EMEA, for all other countries depending on local regulations)

Desktop Workstations

CELSIUS



FUJITSU	Workstation CELSIUS J550/2 Long Lifecycle
	Long Lifecycle CELSIUS J550/2
Operating system (pre-installed)	Windows 10 Pro. Fujitsu recommends Windows 10 Pro. Windows 10 Home Windows 7 Professional 64-bit (available through downgrade rights from Windows 10 Pro)
Mainboard	D3427-U (proprietary)
Chipset	Intel® C236
Processor type	Intel® Xeon® processor E3-1200 v6 and v5 family Intel® Core™ i7 Processor Intel® Core™ i5 Processor Intel® Core™ i3 Processor
Processor quantity maximum	1
Memory	Up to 64 GB, 4 UDIMM memory slots, non-ECC/ECC, DDR4 - 2,400 MHz
Serial ATA	5x Serial ATA total
SATA RAID support	0, 1, 5, 10
Drives (optional)	DVD Super Multi ultra slim (tray) BD Triple Writer SATA ultra slim (tray) MultiCard Reader 24in1 USB 2.0 3.5"
Hard disk drive	PCIe-SSD, M.2 NVMe Highend module, up to 1,024 GB PCIe-SSD, M.2 NVMe Highend card, up to 1 x 1,024 GB PCIe-SSD, M.2 NVMe module, up to 1,024 GB PCIe-SSD, M.2 NVMe card, up to 1 x 1,024 GB SSD SATA III, High Endurance, 2.5-inch, up to 960 GB SSD SATA III, 2.5-inch, up to 1,024 GB SSD SATA III, SED, 2.5-inch, up to 512 GB SSHD SATA III, 7,200 rpm, 3.5-inch, 1,000 GB HDD SATA III, 7,200 rpm, business critical, 3.5-inch, up to 6,000 GB HDD SATA III, 7,200 rpm, business critical, 2.5-inch, up to 2,000 GB HDD SATA III, 7,200 rpm, 3.5-inch, up to 2,000 GB HDD SATA III, 5,400 rpm, 2.5-inch, up to 500 GB 16 GB, M.2 module, Flash drive
Drive bays	2 in total Internal bays: 1 x 3.5-inch External bays: 1 x 5.25-inch 1 x M.2-2280 on mainboard; supports Intel® Optane™ technology
Interfaces	Audio: 1 x line-in, 1 x line-out Front: 1 x headphone, 1 x microphone 1 x Internal speaker 11 x USB in total: 2 x USB 2.0, 9 x USB 3.1 Gen1 optional: USB 3.1 Gen2 via add on card 2 x DisplayPort 1 x DVI (DVI-D) 1 x Serial (RS-232); 2nd serial port optional 2 x Mouse/Keyboard (PS/2) 1 x Ethernet (RJ-45) 1 x Parallel (optional) (25pin with EPP and ECP) 1 x eSATA (optional)

Fujitsu recommends Windows 10 Pro.

FUJITSU	
Graphics	Midrange 3D: NVIDIA® Quadro® P2000, 5 GB, PCIe x16, 4 x DisplayPort Midrange 3D: AMD Radeon™ Pro WX 5100, 8 GB, 320 stream processors, PCIe x16, 4 x DisplayPort Entry 3D: NVIDIA® Quadro® P1000, 4 GB, PCIe x16, 4 x miniDP Entry 3D: AMD Radeon™ Pro WX 3100, 4 GB, 320 stream processors, PCIe x16, 1 x DisplayPort, 2 x miniDP Entry 3D: AMD Radeon™ Pro WX 2100, 2 GB, 320 stream processors, PCIe x16, 1 x DisplayPort, 2 x miniDP Entry 3D: NVIDIA® Quadro® P400, 2 GB, PCIe x16, 3 x miniDP Entry 3D: NVIDIA® Quadro® P620, 2 GB, PCIe x16, 4 x miniDP
Audio features	Internal speaker supports audio playback (optional), High Definition audio, 5.1 surround sound
LAN	10/100/1,000 MBit/s Intel® I219LM
Weight	Approx. 9 kg
Dimensions (WxDxH)	332x338x89 mm
Special features	Best-in-class noise emission - 18 dB only, Certified for leading workstation applications, EraseDisk functionality, Halogen free mainboard, Made in Germany
Warranty period	3 years (depending on country)
Warranty type	Bring-In/Onsite Service (for countries within region EMEA, for all other countries depending on local regulations)

Desktop Workstations

CELSIUS



Fujitsu recommends Windows 10 Pro.

FUJITSU	Workstation CELSIUS W570
	Mini CAD Powerhouse
Operating system (pre-installed)	Windows 10 Pro. Fujitsu recommends Windows 10 Pro. Windows 10 Home Windows 7 Professional 64-bit (available through downgrade rights from Windows 10 Pro)
Mainboard	D3517
Chipset	Intel® C236
Processor type	Intel® Xeon® processor E3-1200 v6 and v5 family Intel® Core™ i7 Processor Intel® Core™ i5 Processor Intel® Core™ i3 Processor
Processor quantity maximum	1
Memory	Up to 64 GB, 4 UDIMM memory slots, non-ECC/ECC, DDR4 - 2,400 MHz
Serial ATA	8x Serial ATA total
SATA RAID support	0, 1, 5, 10
Drives (optional)	DVD-ROM DVD Super Multi, SATA DVD Super Multi ultra slim (tray) BD Triple Writer SATA ultra slim (tray) MultiCard Reader 24in1 USB 2.0 3.5"
Hard disk drive	PCIe-SSD, M.2 NVMe Highend module, up to 1,024 GB PCIe-SSD, M.2 NVMe Highend card, up to 1 x 1,024 GB PCIe-SSD, M.2 NVMe module, up to 1,024 GB PCIe-SSD, M.2 NVMe card, up to 1 x 1,024 GB SSD SATA III, High Endurance, 2.5-inch, up to 960 GB SSD SATA III, 2.5-inch, up to 1,024 GB SSD SATA III, SED, 2.5-inch, up to 512 GB SSHD SATA III, 7,200 rpm, 3.5-inch, 1,000 GB HDD SATA III, 7,200 rpm, business critical, 3.5-inch, up to 6,000 GB HDD SATA III, 7,200 rpm, business critical, 2.5-inch, up to 2,000 GB HDD SATA III, 7,200 rpm, 3.5-inch, up to 2,000 GB HDD SATA III, 5,400 rpm, 2.5-inch, up to 500 GB 16 GB, M.2 module, Flash drive
Drive bays	9 in total Internal bays: 1 x 2.5-inch or 4 x 3.5-inch External bays: 2 x 2.5-inch and 2 x 3.5-inch Optional: Drive cage for external 3.5-inch and 2.5-inch bay 1 x M.2-2280 on mainboard; supports Intel® Optane™ technology
Slots	1 x PCI-Express 3.0 x16 1 x PCI-Express 3.0 x4 (mech. x16) 2 x PCI-Express 3.0 x1
Interfaces	Audio: 1 x line-in, 1 x line-out Front: 1 x headphone, 1 x microphone 1 x Internal speaker 13 x USB in total: 6 x USB 2.0, 7 x USB 3.1 Gen1 optional: USB 3.1 Gen2 via add on card 1 x VGA optional: via adapter card 2 x DisplayPort 1 x DVI (DVI-D) Optional: first and 2nd serial port (RS-232) 2 x Mouse/Keyboard (PS/2) 1 x Ethernet (RJ-45) 1 x Parallel (optional) (25pin with EPP and ECP) 1 x eSATA (optional)

FUJITSU	
Graphics	High-end 3D: AMD Radeon™ Pro WX 7100, 8 GB, PCIe x16, 4 x DisplayPort High-end 3D: NVIDIA® Quadro® P4000, 8 GB, PCIe x16, 4 x DisplayPort Midrange 3D: NVIDIA® Quadro® P2000, 5 GB, PCIe x16, 4 x DisplayPort Midrange 3D: AMD Radeon™ Pro WX 5100, 8 GB, 320 stream processors, PCIe x16, 4 x DisplayPort Entry 3D: NVIDIA® Quadro® P1000, 4 GB, PCIe x16, 4 x miniDP Entry 3D: AMD Radeon™ Pro WX 3100, 4 GB, 320 stream processors, PCIe x16, 1 x DisplayPort, 2 x miniDP Entry 3D: NVIDIA® Quadro® P600, 2 GB, PCIe x16, 4 x miniDP Entry 3D: AMD Radeon™ Pro WX 2100, 2 GB, 320 stream processors, PCIe x16, 1 x DisplayPort, 2 x miniDP Entry 3D: NVIDIA® Quadro® P400, 2 GB, PCIe x16, 3 x miniDP Remote Graphics: CELSIUS RemoteAccess Quad Card, PCIe x1, 4 x miniDP, PCoIP Remote Graphics: CELSIUS RemoteAccess Dual Card, PCIe x1, 2 x miniDP, PCoIP
Audio features	Internal speaker supports audio playback (optional), High Definition audio, 5.1 surround sound
LAN	10/100/1,000 Mbit/s Intel® I219LM
Weight	W570: approx. 10 kg, W570power: approx. 12 kg
Dimensions (WxDxH)	180x304x375 mm
Special features	Best-in-class noise emission - 18 dB only, Certified for leading workstation applications, EraseDisk functionality, Halogen free mainboard, Made in Germany
Warranty period	3 years (depending on country)
Warranty type	Bring-In/Onsite Service (for countries within region EMEA, for all other countries depending on local regulations)

Desktop Workstations

CELSIUS



Fujitsu recommends Windows 10 Pro.

FUJITSU	Workstation CELSIUS W570power+
	VR-ready CAD Powerhouse
Operating system (pre-installed)	Fujitsu recommends Windows 10 Pro. Windows 10 Home Windows 7 Professional 64-bit (available through downgrade rights from Windows 10 Pro)
Mainboard	D3517
Chipset	Intel® C236
Processor type	Intel® Xeon® processor E3-1200 v6 and v5 family Intel® Core™ i7 Processor Intel® Core™ i5 Processor Intel® Core™ i3 Processor
Processor quantity maximum	1
Memory	Up to 64 GB, 4 UDIMM memory slots, non-ECC/ECC, DDR4 - 2,400 MHz
Serial ATA	8x Serial ATA total
SATA RAID support	0, 1, 5, 10
Drives (optional)	DVD-ROM DVD Super Multi, SATA DVD Super Multi ultra slim (tray), SATA BD Triple Writer SATA ultra slim (tray), SATA MultiCard Reader 24in1 USB 2.0 3.5", USB 2.0
Hard disk drive	PCIe-SSD, M.2 NVMe Highend module, up to 1,024 GB PCIe-SSD, M.2 NVMe Highend card, up to 1 x 1,024 GB PCIe-SSD, M.2 NVMe module, up to 1,024 GB PCIe-SSD, M.2 NVMe card, up to 1 x 1,024 GB SSD SATA III, High Endurance, 2.5-inch, up to 960 GB SSD SATA III, 2.5-inch, up to 1,024 GB SSD SATA III, SED, 2.5-inch, up to 512 GB HDD SATA III, 7,200 rpm, business critical, 3.5-inch, up to 6,000 GB HDD SATA III, 7,200 rpm, business critical, 2.5-inch, up to 2,000 GB HDD SATA III, 7,200 rpm, 3.5-inch, up to 2,000 GB HDD SATA III, 5,400 rpm, 2.5-inch, up to 500 GB 16 GB, M.2 module, Flash drive
Drive bays	9 in total Internal bays: 1 x 2.5-inch or 4 x 3.5-inch External bays: 2 x 2.5-inch and 2 x 3.5-inch Optional: Drive cage for external 3.5-inch and 2.5-inch bay
Slots	1 x PCI-Express 3.0 x16 1 x PCI-Express 3.0 x4 (mech. x16) 2 x PCI-Express 3.0 x1
Interfaces	Audio: 1 x line-in, 1 x line-out Front: 1 x headphone, 1 x microphone 1 x Internal speaker 13 x USB in total: 6 x USB 2.0, 7 x USB 3.1 Gen1 optional: USB 3.1 Gen2 via add on card 1 x VGA optional: via adapter card 2 x DisplayPort 1 x DVI (DVI-D) Optional: First and 2nd serial port (RS-232) 2 x Mouse/Keyboard (PS/2) 1 x Ethernet (RJ-45) 1 x Parallel (optional) (25pin with EPP and ECP) 1 x eSATA (optional)

FUJITSU	
Graphics	High-end 3D: AMD Radeon™ Pro WX 7100, 8 GB, PCIe x16, 4 x DisplayPort High-end 3D: NVIDIA® Quadro® P4000, 8 GB, PCIe x16, 4 x DisplayPort Midrange 3D: NVIDIA® Quadro® P2000, 5 GB, PCIe x16, 4 x DisplayPort Midrange 3D: AMD Radeon™ Pro WX 5100, 8 GB, 320 stream processors, PCIe x16, 4 x DisplayPort Entry 3D: NVIDIA® Quadro® P1000, 4 GB, PCIe x16, 4 x miniDP Entry 3D: AMD Radeon™ Pro WX 3100, 4 GB, 320 stream processors, PCIe x16, 1 x DisplayPort, 2 x miniDP Entry 3D: NVIDIA® Quadro® P600, 2 GB, PCIe x16, 4 x miniDP Entry 3D: AMD Radeon™ Pro WX 2100, 2 GB, 320 stream processors, PCIe x16, 1 x DisplayPort, 2 x miniDP Entry 3D: NVIDIA® Quadro® P400, 2 GB, PCIe x16, 3 x miniDP Remote Graphics: CELSIUS RemoteAccess Quad Card, PCIe x1, 4 x miniDP, PCoIP Remote Graphics: CELSIUS RemoteAccess Dual Card, PCIe x1, 2 x miniDP, PCoIP
Audio features	Internal speaker supports audio playback (optional), High Definition audio, 5.1 surround sound
LAN	10/100/1,000 Mbit/s Intel® I219LM
Weight	Approx. 12 kg
Dimensions (W x D x H)	180 x 304 x 375 mm
Special features	Best-in-class noise emission - 18 dB only, Certified for leading workstation applications, EraseDisk functionality, Halogen free mainboard, Made in Germany
Warranty period	3 years (depending on country)
Warranty type	Bring-In / Onsite Service (for countries within region EMEA, for all other countries depending on local regulations)

Desktop Workstations

CELSIUS



Fujitsu recommends Windows 10 Pro.

FUJITSU	Workstation CELSIUS W550 Long Lifecycle
	Long Lifecycle CELSIUS W550
Operating system (pre-installed)	Windows 10 Pro. Fujitsu recommends Windows 10 Pro. Windows 10 Home Windows 7 Professional (available through downgrade rights from Windows 10 Pro)
Mainboard	D3417 (µATX)
Chipset	Intel® C236
Processor type	Intel® Xeon® Processor E3-1200 v5 family Intel® Core™ i3 Processor
Processor quantity maximum	1
Memory	Up to 64 GB, 4 UDIMM memory slots, non-ECC/ECC, DDR4 - 2,133 MHz
Serial ATA	6x Serial ATA total
SATA RAID support	0, 1, 5, 10
Drives (optional)	DVD-ROM DVD Super Multi, SATA BD Triple Writer SATA ultra slim (tray) SATA MultiCard Reader 24in1 USB 2.0 3.5", USB 2.0
Hard disk drive	PCIe-SSD, M.2 NVMe Highend module, up to 1,024 GB PCIe-SSD, M.2 NVMe Highend card, up to 1x 1,024 GB PCIe-SSD, M.2 NVMe module, up to 1,024 GB PCIe-SSD, M.2 NVMe card, up to 1x 1,024 GB SSD SATA III, High Endurance, 2.5-inch, up to 960 GB SSD SATA III, 2.5-inch, up to 1,024 GB SSD SATA III, SED, 2.5-inch, up to 512 GB HDD SATA III, 7,200 rpm, business critical, 3.5-inch, up to 6,000 GB HDD SATA III, 7,200 rpm, business critical, 2.5-inch, up to 2,000 GB HDD SATA III, 7,200 rpm, enhanced availability, 2.5-inch, up to 1,000 GB HDD SATA III, 7,200 rpm, 3.5-inch, up to 2,000 GB HDD SATA III, 5,400 rpm, 2.5-inch, up to 500 GB
Drive bays	9 in total Internal bays: 1x 2.5-inch and 4x 3.5-inch External bays: 2x 2.5-inch and 2x 3.5-inch 1x M.2-2280 on mainboard (for PCIe SSD modules)
Slots	1x PCI-Express 3.0 x16 1x PCI-Express 3.0 x4 (mech. x16) 2x PCI-Express 3.0 x1
Interfaces	Audio: 1x line-in, 1x line-in/microphone, 1x line-out Front: 1x Microphone, 1x Headphone 1x Internal speaker (optional) 13x USB in total: 6x USB 2.0, 7x USB 3.0 1x VGA (optional: via adapter card) 1x DVI (DVI-D) 1x Serial (RS-232) 2x Mouse/Keyboard (PS/2) 1x Ethernet (RJ-45) 1x Parallel (optional) (25pin with EPP and ECP) 1x eSATA optional
Integrated graphics	Intel® HD Graphics P530, Intel® HD Graphics 530

FUJITSU	
Graphics	High-end 3D: AMD FirePro™ W7100, 8 GB, PCIe x16, 4x DisplayPort High-end 3D: AMD Radeon™ Pro WX 7100, 8 GB, PCIe x16, 4x DisplayPort High-end 3D: NVIDIA® Quadro® P4000, 8 GB, PCIe x16, 4x DisplayPort Midrange 3D: NVIDIA® Quadro® P2000, 5 GB, PCIe x16, 4x DisplayPort Midrange 3D: AMD Radeon™ Pro WX 5100, 8 GB, 320 stream processors, PCIe x16, 4x DisplayPort Entry 3D: NVIDIA® Quadro® P1000, 4 GB, PCIe x16, 4x miniDP Entry 3D: AMD Radeon™ Pro WX 3100, 4 GB, 320 stream processors, PCIe x16, 1x DisplayPort, 2x miniDP Entry 3D: NVIDIA® Quadro® P600, 2 GB, PCIe x16, 4x miniDP Professional 2D: NVIDIA® NVS™ 315 fanless, 1 GB, 48 cores, PCIe 2.0 x16, 1x LFH59 (max. 2x DP or 2x DVI-I) Entry 3D: AMD Radeon™ Pro WX 2100, 2 GB, 320 stream processors, PCIe x16, 1x DisplayPort, 2x miniDP Entry 3D: NVIDIA® Quadro® K420, 2 GB, 192 cores, PCIe x16, 1x Dual Link DVI-I, 1x DisplayPort Professional 2D: NVIDIA® NVS™ 510, 2 GB, 16 cores, PCIe 2.0 x16, 4x miniDP, 4x miniDP/DP Adapter Professional 2D: NVIDIA® NVS™ 315, 1 GB, 48 cores, PCIe 2.0 x16, 1x LFH59 (max. 2x DP or 2x DVI-I) Remote Graphics: CELSIUS RemoteAccess Quad Card, PCIe x1, 4x miniDP, PCoIP Remote Graphics: CELSIUS RemoteAccess Dual Card, PCIe x1, 2x miniDP, PCoIP
Audio features	High Definition audio, 5.1 surround sound
LAN	10/100/1,000 MBit/s Intel® I219LM
Weight	Approx. 14 kg
Dimensions (WxDxH)	175x419x395 mm
Special features	Minimum lifecycle of 36 months, Made in Germany, 500 W power supply
Warranty period	3 years (depending on country)
Warranty type	Bring-In/Onsite Service (depending on country)

Desktop Workstations CELSIUS



Fujitsu recommends Windows 10 Pro.

FUJITSU	Workstation CELSIUS M770
	Bring Your Ideas To Life
Operating system (pre-installed)	Windows 10 Pro for Workstations Windows 7 Professional (available through downgrade rights from Windows 10 Pro)
Mainboard	D3498 (extended ATX)
Chipset	Intel® C422
Processor type	Intel® Xeon® Processor W-2100 family
Processor quantity maximum	1
Memory	Up to 512 GB, ECC, 8 DIMM memory slots DDR4 - 2,666 MHz
Serial ATA	8x Serial ATA total
SCSI/SAS Controller	RAID 5/6 Ctrl. 12 Gbit/s 8 ports int. RAID 0/1 Ctrl. 12 Gbit/s 8 ports int.
Drives (optional)	DVD-ROM DVD Super Multi, SATA DVD Super Multi ultra slim (tray) BD Triple Writer SATA ultra slim (tray)
Hard disk drive	PCIe-SSD, U.2, business critical, 2.5-inch, up to 1,000 GB PCIe-SSD, M.2 NVMe Highend module, up to 1,024 GB PCIe-SSD, M.2 NVMe Highend card, up to 2x 1,024 GB PCIe-SSD, M.2 NVMe Highend card, up to 1x 1,024 GB PCIe-SSD, M.2 NVMe module, up to 1,024 GB PCIe-SSD, M.2 NVMe card, up to 2x 1,024 GB PCIe-SSD, M.2 NVMe card, up to 1x 1,024 GB SSD SATA III, High Endurance, 2.5-inch, up to 960 GB SSD SATA III, 2.5-inch, up to 1,024 GB SSD SATA III, SED, 2.5-inch, up to 512 GB HDD SAS, 10,000 rpm, 2.5-inch, up to 1,800 GB HDD SATA III, 7,200 rpm, business critical, 3.5-inch, up to 6,000 GB HDD SATA III, 7,200 rpm, business critical, 2.5-inch, up to 2,000 GB HDD SATA III, 7,200 rpm, 3.5-inch, up to 2,000 GB
Drive bays	7 in total Internal bays: 4x 2.5-inch or 4x 3.5-inch External bays: 1x 3.5-inch, 1x 5.25-inch 1x M.2-2280 on mainboard (for PCIe SSD modules)
Slots	2x PCI-Express 3.0 x16 1x PCI-Express 3.0 x8 2x PCI-Express 3.0 x1 2x PCI-Express 3.0 x4
Interfaces	Audio: 1x line-in, 1x line-in/microphone, 1x line-out Front: 1x Microphone, 1x Headphone 1x Internal speaker 10x USB in total: 2x USB 2.0 (optional via front panel), 6x USB 3.1 Gen 1; 2x USB 3.1 Gen2 optional via front panel 1x Ethernet (RJ-45) 1x eSATA (optional)

FUJITSU	
Graphics	Ultra-high-end 3D: NVIDIA® Quadro® P6000, 24 GB, PCIe x16, 1x Dual Link DVI-D, 4x DisplayPort Ultra-high-end 3D: NVIDIA® Quadro® P5000, 16 GB, PCIe x16, 1x Dual Link DVI-D, 4x DisplayPort High-end 3D: AMD Radeon™ Pro WX 7100, 8 GB, PCIe x16, 4x DisplayPort High-end 3D: NVIDIA® Quadro® P4000, 8 GB, PCIe x16, 4x DisplayPort Midrange 3D: NVIDIA® Quadro® P2000, 5 GB, PCIe x16, 4x DisplayPort Entry 3D: NVIDIA® Quadro® P1000, 4 GB, PCIe x16, 4x miniDP Entry 3D: AMD Radeon™ Pro WX 3100, 4 GB, 320 stream processors, PCIe x16, 1x DisplayPort, 2x miniDP Entry 3D: NVIDIA® Quadro® P600, 2 GB, PCIe x16, 4x miniDP Entry 3D: AMD Radeon™ Pro WX 2100, 2 GB, 320 stream processors, PCIe x16, 1x DisplayPort, 2x miniDP Entry 3D: NVIDIA® Quadro® P400, 2 GB, PCIe x16, 3x miniDP Remote Graphics: CELSIUS RemoteAccess Quad Card, PCIe x1, 4x miniDP, PCoIP Remote Graphics: CELSIUS RemoteAccess Dual Card, PCIe x1, 2x miniDP, PCoIP
Audio features	High Definition Audio
LAN	10/100/1,000 MBit/s Intel® I219LM
Weight	approx. 18 kg
Dimensions (WxDxH)	176x500x433 mm
Warranty period	3 years (depending on country)
Warranty type	Bring-In/Onsite Service (for countries within region EMEA, for all other countries depending on local regulations)

Desktop Workstations

CELSIUS



Fujitsu recommends Windows 10 Pro.

FUJITSU	Workstation CELSIUS M740 Long Lifecycle
	Long Lifecycle CELSIUS M740
Operating system (pre-installed)	Windows 10 Pro for Workstations
Mainboard	D3348-A2x (ATX)
Chipset	Intel® C612
Processor type	Intel® Xeon® Processor E5 2600 v4 family
Processor quantity maximum	1
Memory	Up to 256 GB, ECC, 8 DIMM memory slots DDR4 - 2,400 MHz
Serial ATA	10x Serial ATA
SCSI/SAS Controller	RAID 5/6 Ctrl. 12 Gbit/s 8 ports int. RAID 0/1 Ctrl. 12 Gbit/s 8 ports int.
Drives (optional)	DVD-ROM DVD Super Multi DVD Super Multi ultra slim (tray) BD Triple Writer SATA ultra slim (tray) MultiCard Reader 24in1 USB 2.0 3.5", USB 2.0
Hard disk drive	PCIe-SSD, M.2 NVMe Highend card, up to 2x 1,024 GB PCIe-SSD, M.2 NVMe Highend card, up to 1x 1,024 GB PCIe-SSD, M.2 NVMe card, up to 2x 1,024 GB PCIe-SSD, M.2 NVMe card, up to 1x 1,024 GB SSD SATA III, High Endurance, 2.5-inch, up to 960 GB SSD SATA III, 2.5-inch, up to 1,024 GB SSD SATA III, SED, 2.5-inch, up to 512 GB SSHD SATA III, 7,200 rpm, 3.5-inch, 1,000 GB HDD SAS, 15,000 rpm, 2.5-inch, up to 600 GB HDD SAS, 10,000 rpm, 2.5-inch, up to 1,800 GB HDD SATA III, 7,200 rpm, business critical, 3.5-inch, up to 6,000 GB HDD SATA III, 7,200 rpm, business critical, 2.5-inch, up to 2,000 GB HDD SATA III, 7,200 rpm, enhanced availability, 2.5-inch, up to 1,000 GB HDD SATA III, 7,200 rpm, 3.5-inch, up to 2,000 GB
Drive bays	12 in total Internal bays: 8x 2.5-inch or 4x 3.5-inch External bays: 2x 3.5-inch, 1x 5.25-inch
Slots	2x PCI-Express 3.0 x16 1x PCI-Express 3.0 x4 (mech. x16) 1x PCI-Express 3.0 x4 (mech. x8) 1x PCI-Express 2.0 x4 (mech. x16) 2x PCI-Express 2.0 x1 (mech. x8)
Interfaces	Audio: 1x line-in, 1x line-in/microphone, 1x line-out Front: 1x Microphone, 1x Headphone 1x Internal speakers 13x USB in total: 9x USB 2.0, 4x USB 3.0 1x Ethernet (RJ-45)

FUJITSU	
Graphics	Ultra-high-end 3D: NVIDIA® Quadro® P6000, 24 GB, PCIe x16, 1x Dual Link DVI-D, 4x DisplayPort Ultra-high-end 3D: NVIDIA® Quadro® P5000, 16 GB, PCIe x16, 1x Dual Link DVI-D, 4x DisplayPort High-end 3D: NVIDIA® Quadro® P4000, 8 GB, PCIe x16, 4x DisplayPort Midrange 3D: NVIDIA® Quadro® P2000, 5 GB, PCIe x16, 4x DisplayPort Entry 3D: NVIDIA® Quadro® P1000, 4 GB, PCIe x16, 4x miniDP Entry 3D: NVIDIA® Quadro® P600, 2 GB, PCIe x16, 4x miniDP Entry 3D: NVIDIA® Quadro® P400, 2 GB, PCIe x16, 3x miniDP Entry 3D: NVIDIA® Quadro® K420, 2 GB, 192 cores, PCIe x16, 1x Dual Link DVI-I, 1x DisplayPort Professional 2D: NVIDIA® NVS™ 510, 2 GB, 16 cores, PCIe 2.0 x16, 4x miniDP, 4x miniDP/DP Adapter Professional 2D: NVIDIA® NVS™ 315, 1 GB, 48 cores, PCIe 2.0 x16, 1x LFH59 (max. 2x DP or 2x DVI-I) Remote Graphics: CELSIUS RemoteAccess Quad Card, PCIe x1, 4x miniDP, PCoIP Remote Graphics: CELSIUS RemoteAccess Dual Card, PCIe x1, 2x miniDP, PCoIP
Personal Supercomputing	NVIDIA® Tesla® K40, 12 GB, PCIe x16
Audio features	High Definition Audio
LAN	10/100/1,000 MBit/s Intel® I217LM
Weight	18 kg
Dimensions (WxDxH)	176x500x433 mm
Warranty period	3 years (depending on country)
Warranty type	Bring-In/On-Site Service (depending on country)

Desktop Workstations CELSIUS



Fujitsu recommends Windows 10 Pro.

FUJITSU	Workstation CELSIUS R970
	Breaking all Barriers
Operating system (pre-installed)	Windows 10 Pro for Workstations Windows 7 Professional (available through downgrade rights from Windows 10 Pro)
Mainboard	D3488 (proprietary)
Chipset	Intel® C624
Processor type	Intel® Xeon® Platinum Processor 8100 family Intel® Xeon® Gold Processor 6100 family Intel® Xeon® Silver Processor 4100 family
Processor quantity maximum	2
Memory	Up to 1,024 GB, ECC, 8 DIMM memory slots DDR4 - 2,666 MHz
Serial ATA	10 x Serial ATA total
Controller functions	Serial ATA III (6 Gbit), AHCI, RAID 0/1/5/10
SCSI/SAS Controller	LSI RAID Ctrl SAS 1GB (D3216) RAID 5/6 Ctrl. 12 Gbit/s 8 ports int. LSI RAID Ctrl SAS (D3327) RAID 0/1 Ctrl. 12 Gbit/s 8 ports int.
Drives (optional)	DVD-ROM DVD Super Multi DVD Super Multi ultra slim (tray) BD Triple Writer SATA ultra slim (tray) MultiCard Reader 24in1 USB 2.0 3.5", USB 2.0
Hard disk drive	PCIe-SSD, U.2, business critical, 2.5-inch, up to 1,000 GB PCIe-SSD, M.2 NVMe Highend module, up to 1,024 GB PCIe-SSD, M.2 NVMe Highend card, up to 2 x 1,024 GB PCIe-SSD, M.2 NVMe Highend card, up to 1 x 1,024 GB PCIe-SSD, M.2 NVMe module, up to 1,024 GB PCIe-SSD, M.2 NVMe card, up to 2 x 1,024 GB PCIe-SSD, M.2 NVMe card, up to 1 x 1,024 GB SSD SATA III, High Endurance, 2.5-inch, up to 960 GB SSD SATA III, 2.5-inch, up to 1,024 GB SSD SATA III, SED, 2.5-inch, up to 512 GB HDD SAS, 10,000 rpm, 2.5-inch, up to 1,800 GB HDD SATA III, 7,200 rpm, business critical, 3.5-inch, up to 6,000 GB HDD SATA III, 7,200 rpm, business critical, 2.5-inch, up to 2,000 GB HDD SATA III, 7,200 rpm, 3.5-inch, up to 2,000 GB
Drive bays	12 in total Internal bays: 8 x 2.5-inch or 4 x 3.5-inch External bays: 2 x 3.5-inch, 1 x 5.25-inch 1 x M.2-2280 on mainboard (for PCIe SSD modules)
Slots	4 x PCI-Express 3.0 x16 2 x PCI-Express 3.0 x8 1 x PCI-Express 3.0 x8 (internal) 1 x PCI
Interfaces	Audio: 1 x line-in, 1 x line-in/microphone, 1 x line-out Front: 1 x Microphone, 1 x Headphone 1 x Internal speaker 13 x USB in total: 9 x USB 2.0, 4 x USB 3.1 Gen 1; 1 x USB 3.1 Gen2 optional via add on card 2 x Ethernet (RJ-45) 1 x eSATA (optional)

FUJITSU	
Graphics	Ultra-high-end 3D: NVIDIA® Quadro® P6000, 24 GB, PCIe x16, 1 x Dual Link DVI-D, 4 x DisplayPort Ultra-high-end 3D: NVIDIA® Quadro® P5000, 16 GB, PCIe x16, 1 x Dual Link DVI-D, 4 x DisplayPort High-end 3D: AMD Radeon™ Pro WX 7100, 8 GB, PCIe x16, 4 x DisplayPort High-end 3D: NVIDIA® Quadro® P4000, 8 GB, PCIe x16, 4 x DisplayPort Midrange 3D: NVIDIA® Quadro® P2000, 5 GB, PCIe x16, 4 x DisplayPort Entry 3D: NVIDIA® Quadro® P1000, 4 GB, PCIe x16, 4 x miniDP Entry 3D: AMD Radeon™ Pro WX 3100, 4 GB, 320 stream processors, PCIe x16, 1 x DisplayPort, 2 x miniDP Entry 3D: NVIDIA® Quadro® P600, 2 GB, PCIe x16, 4 x miniDP Entry 3D: AMD Radeon™ Pro WX 2100, 2 GB, 320 stream processors, PCIe x16, 1 x DisplayPort, 2 x miniDP Entry 3D: NVIDIA® Quadro® P400, 2 GB, PCIe x16, 3 x miniDP Remote Graphics: CELSIUS RemoteAccess Quad Card, PCIe x1, 4 x miniDP, PCoIP Remote Graphics: CELSIUS RemoteAccess Dual Card, PCIe x1, 2 x miniDP, PCoIP
Personal Supercomputing	NVIDIA® Tesla® K40, K80, M60
Audio features	High Definition Audio
LAN	10/100/1,000 MBit/s Intel® I219LM and Intel® I210
Weight	approx. 20 kg
Dimensions (WxDxH)	186x618x430 mm
Warranty period	3 years (depending on country)
Warranty type	Bring-In/Onsite Service (for countries within region EMEA, for all other countries depending on local regulations)

Rack Workstation CELSIUS



FUJITSU	Workstation CELSIUS C740
	1U Performance from Virtually Anywhere
Operating system (pre-installed)	Windows 10 Pro Windows 7 Professional (available through downgrade rights from Windows 10 Pro)
Mainboard	D3288 (proprietary)
Chipset	Intel® C612
Processor type	Intel® Xeon® Processor E5-2600 v4 and v3 family Intel® Xeon® Processor E5-1600 v4 and v3 family
Processor quantity maximum	1
Memory	Up to 512 GB, ECC, 8 DIMM memory slots DDR4 - 2,400 MHz
Serial ATA	6x Serial ATA total
SATA RAID support	0, 1, 5, 10
Drives (optional)	DVD SuperMulti ultra slim
Hard disk drive	PCIe-SSD M.2 NVMe Highend module, up to 1,024 GB PCIe-SSD M.2 NVMe Highend card, up to 2x 1,024 GB PCIe-SSD M.2 NVMe card, up to 1,024 GB SSD SATA III High Endurance, up to 960 GB SSD SATA III, up to 1,024 GB SSD SATA III SED, up to 256 GB HDD SAS, 10,000 rpm 2.5-inch, up to 1,800 GB HDD SATA III, business critical, 10,000 rpm, up to 500 GB HDD SATA III, enhanced availability, 7,200 rpm, up to 1,000 GB
Drive bays	5 in total 4x 2.5-inch internal bays 1x 5.25-inch external bays
Slots	1x PCI-Express 3.0 x16 - 1x double slot density or 2x single slot density 1x PCI-Express 3.0 x8 (mech. x16) - single slot density
Interfaces	2x USB 2.0 2x USB 3.1 Gen1 1x VGA (iRMC) 1x Serial optional via slot bracket 2x Ethernet (RJ-45)

Fujitsu recommends Windows 10 Pro.

FUJITSU	
Graphics	Ultra-high-end 3D: NVIDIA® Quadro® P6000, 24 GB, PCIe x16, 1x Dual Link DVI-D, 4x DisplayPort Ultra-high-end 3D: NVIDIA® Quadro® P5000, 16 GB, PCIe x16, 1x Dual Link DVI-D, 4x DisplayPort High-end 3D: AMD FirePro™ W7100, 8 GB, PCIe x16, 4x DisplayPort High-end 3D: AMD Radeon™ Pro WX 7100, 8 GB, PCIe x16, 4x DisplayPort High-end 3D: NVIDIA® Quadro® P4000, 8 GB, PCIe x16, 4x DisplayPort Midrange 3D: NVIDIA® Quadro® P2000, 5 GB, PCIe x16, 4x DisplayPort Midrange 3D: AMD Radeon™ Pro WX 5100, 8 GB, 320 stream processors, PCIe x16, 4x DisplayPort Entry 3D: NVIDIA® Quadro® P1000, 4 GB, PCIe x16, 4x miniDP Entry 3D: AMD Radeon™ Pro WX 3100, 4 GB, 320 stream processors, PCIe x16, 1x DisplayPort, 2x miniDP Entry 3D: NVIDIA® Quadro® P600, 2 GB, PCIe x16, 4x miniDP Entry 3D: AMD Radeon™ Pro WX 2100, 2 GB, 320 stream processors, PCIe x16, 1x DisplayPort, 2x miniDP Entry 3D: NVIDIA® Quadro® P400, 2 GB, PCIe x16, 3x miniDP Entry 3D: NVIDIA® Quadro® K420, 2 GB, 192 cores, PCIe x16, 1x Dual Link DVI-I, 1x DisplayPort Professional 2D: NVIDIA® NVS™ 510, 2 GB, 16 cores, PCIe 2.0 x16, 4x miniDP, 4x miniDP/DP Adapter Professional 2D: NVIDIA® NVS™ 315, 1 GB, 48 cores, PCIe 2.0 x16, 1x LFH59 (max. 2x DP or 2x DVI-I) Remote Graphics: CELSIUS RemoteAccess Quad Card, PCIe x1, 4x miniDP, PCoIP Remote Graphics: CELSIUS RemoteAccess Dual Card, PCIe x1, 2x miniDP, PCoIP
Personal Supercomputing	NVIDIA® Tesla® K80, M60
LAN	2x Built-in 10/100/1,000 MBit/s Intel® I217LM and Intel® I210AT
Weight	Approx. 13 kg
Dimensions (WxDxH)	431x683x44.45 mm
Special features	1U only, Made in Germany. Ideal for 1:1 CELSIUS Remote Access or 1:1 pass-through/direct assigned GPU or 1:n hardware virtualized GPU (vGPU)
Warranty period	3 years (depending on country)
Warranty type	On-Site Service (depending on country)



FUJITSU Deskbound Devices Displays

- Broad portfolio of displays to meet customer requirements
- Reliability - quality and investment protection
 - Experienced international product development team
 - Highly-developed quality and compliance test procedures
 - Exceptional long lifecycle products
- Human-centric - industry-leading usability and experience
 - Best-in-class ergonomic stand
 - Exceeding visual ergonomics
- Green - harmonize the environment and business
 - Eco-friendly product design and minimized energy-consumption
 - Sustainable recycling
- Innovation - user-oriented and efficient
 - Eco mode LED indicator
 - Smart multifunctional sensors
 - Status indicator for Microsoft® Skype for Business™

Display Positioning

All-round	Advanced	Superior	Ultra-Productivity
General Office Screen	Excellent Ergonomics for the Office	Future Oriented Power Pack	Collaboration For meeting rooms
FUJITSU E 48.3 - 60.5 cm (19 - 23.8-inch)	FUJITSU B 48.3 - 86.3 cm (19 - 34-inch)	FUJITSU P 60.5 - 68.8 cm (23.8 - 27-inch)	FUJITSU XL 139 cm (55-inch)



→ www.fujitsu.com/fts/displays

Superior Displays P Line



FUJITSU	Display P27-8 TS UHD	Display P27-8 TE Pro	Display P27-8 TS Pro	Display P24-8 WE Neo	Display P24-8 WS Neo
Special features	Minimized frame on 3 sides; Presence sensor with PC security solution; DICOM Greyscale Standard Display Function compatible gamma preset; Color accuracy average Delta E<2; Eco button; 4-in-1 Stand; Auto Brightness Control (ABC); Workplace Lighting Guide; Auto Pivot; Always available USB (in operating and standby mode); DisplayView™ IT Suite; 24/7 usage; Cable guide; Integrated speakers	Minimized frame on 3 sides; Presence sensor with PC security solution; DICOM Greyscale Standard Display Function compatible gamma preset; Color accuracy average Delta E<2; Eco button; 4-in-1 Stand; Auto Brightness Control (ABC); Workplace Lighting Guide; Auto Pivot; Always available USB (in operating and standby mode); DisplayView™ IT Suite; 24/7 usage; Cable guide; Integrated speakers	Minimized frame on 3 sides; Presence sensor with PC security solution; DICOM Greyscale Standard Display Function compatible gamma preset; Color accuracy average Delta E<2; Eco button; 4-in-1 Stand; Auto Brightness Control (ABC); Workplace Lighting Guide; Auto Pivot; Always available USB (in operating and standby mode); DisplayView™ IT Suite; 24/7 usage; Cable guide; Integrated speakers	Presence sensor with PC security solution, minimized frame on 3 sides, DICOM Greyscale Standard Display Function compatible gamma preset, Color accuracy average Delta E<2, Eco button, 5-in-1 Stand, Auto Brightness Control (ABC), Workplace Lighting Guide, Auto Pivot, Always available USB (in operating and standby mode), DisplayView™ IT Suite, 24/7 usage, Cable guide, Integrated speakers	Presence sensor with PC security solution, minimized frame on 3 sides, DICOM Greyscale Standard Display Function compatible gamma preset, Color accuracy average Delta E<2, Eco button, 5-in-1 Stand, Auto Brightness Control (ABC), Workplace Lighting Guide, Auto Pivot, Always available USB (in operating and standby mode), DisplayView™ IT Suite, 24/7 usage, Cable guide, Integrated speakers
Diagonal size	68.5 cm (27-inch)	68.5 cm (27-inch)	68.5 cm (27-inch)	61.1 cm (24.1 inch)	61.1 cm (24.1 inch)
Panel and backlight	In-Plane Switching (IPS) technology/LED	In-Plane Switching (IPS) technology/LED	In-Plane Switching (IPS) technology/LED	In-Plane Switching (IPS) technology/LED	In-Plane Switching (IPS) technology/LED
Aspect ratio	16:9	16:9	16:9	16:10	16:10
Horizontal frequency	15.6 - 135 kHz	30 - 100 kHz	30 - 100 kHz	30 - 82 kHz	30 - 82 kHz
Vertical frequency	29 - 76 Hz	48 - 76 Hz	48 - 76 Hz	48 - 76 Hz	48 - 76 Hz
Resolution (native)	3,840x2,160 pixel	2,560x1,440 pixel	2,560x1,440 pixel	1,920x1,200 pixel	1,920x1,200 pixel
Brightness - typical	350 cd/m²	350 cd/m²	350 cd/m²	300 cd/m²	300 cd/m²
Contrast - typical	1,300:1	1,000:1	1,000:1	1,000:1	1,000:1
Contrast - advanced	20,000,000:1	20,000,000:1	20,000,000:1	20,000,000:1	20,000,000:1
Viewing angle (h/v) - typical	178°/178° CR10:1	178°/178° CR10:1	178°/178° CR10:1	178°/178° CR10:1	178°/178° CR10:1
Color performance	1.07 billion colors	16.7 million colors (8-bit)	16.7 million colors (8-bit)	16.7 million colors	16.7 million colors
Response time typical gtg	5 ms (in Video mode)	5 ms (in Video mode)	5 ms (in Video mode)	5 ms (in Video mode)	5 ms (in Video mode)
Stand	4-in-1 Stand	4-in-1 Stand	4-in-1 Stand	5-in-1 Stand	5-in-1 Stand
Height adjust range	130 mm	130 mm	130 mm	130 mm	130 mm
Picture height over desk	50 mm	50 mm	50 mm	40 mm	40 mm
Tilt angle	-5°/+35°	-5°/+35°	-5°/+35°	-5°/+35°	-5°/+35°
Swivel angle	340°	340°	340°	345°	345°
Rotation to portrait	90° bidirectional (AutoPivot sensor)	90° bidirectional (AutoPivot sensor)	90° bidirectional (AutoPivot sensor)	90° clockwise and counterclockwise, Auto Pivot sensor	90° clockwise and counterclockwise, Auto Pivot sensor
Video Input	1 x Mini DisplayPort & 1 x DisplayPort 1.2 2 x HDMI 2.0	1 x DisplayPort Out (Daisy Chain) & 1 x DisplayPort 1.2 1 x HDMI 1.4 1 x DualLink DVI	1 x DisplayPort Out (Daisy Chain) & 1 x DisplayPort 1.2 1 x HDMI 1.4 1 x DualLink DVI	1 x DisplayPort Out (Daisy Chain) & 1 x DisplayPort 1.2 1 x HDMI 1.4 1 x DVI-D (HDCP)	1 x DisplayPort Out (Daisy Chain) & 1 x DisplayPort 1.2 1 x HDMI 1.4 1 x DVI-D (HDCP)
Audio sound output	2x 2 W	2x 2 W	2x 2 W	2x 2 W	2x 2 W
USB downstream	4x USB 3.1 Gen1	4x USB 3.1 Gen1	4x USB 3.1 Gen1	4x USB 3.1 Gen1	4x USB 3.1 Gen1
Weight (unpacked)	7.81 kg	7.61 kg	7.61 kg	5.82 kg	5.82 kg
Dimension with stand (WxDxH)	613x227x396 mm	613x227x396 mm	613x227x396 mm	531.8x212.7x367.7 mm	531.8x212.7x367.7 mm
Power supply	integrated	Integrated	Integrated	Integrated	Integrated
Compliance	Energy Efficiency Class B, TCO Certified Displays 7.0, ENERGY STAR® 7.0, EPEAT® Gold (dedicated regions), Zero bright and dark pixel faults, Subpixel faults according to ISO9241-307 (Pixel fault class I), TÜV Flicker Free Certified, TÜV Low Blue Light Certified	Energy Efficiency Class A, TCO Certified Displays 7.0, ENERGY STAR® 7.0, EPEAT® Gold (dedicated regions), Zero bright and dark pixel faults, Subpixel faults according to ISO9241-307 (Pixel fault class I), TÜV Flicker Free Certified, TÜV Low Blue Light Certified	Energy Efficiency Class A, TCO Certified Displays 7.0, ENERGY STAR® 7.0, EPEAT® Gold (dedicated regions), Zero bright and dark pixel faults, Subpixel faults according to ISO9241-307 (Pixel fault class I), TÜV Flicker Free Certified, TÜV Low Blue Light Certified	TCO Certified Displays 7.0, ENERGY STAR® 7.0, EPEAT® Gold (dedicated regions), Zero bright and dark pixel faults, Subpixel faults according to ISO9241-307 (Pixel fault class I), TÜV Flicker Free Certified, TÜV Low Blue Light Certified	TCO Certified Displays 7.0, ENERGY STAR® 7.0, EPEAT® Gold (dedicated regions), Zero bright and dark pixel faults, Subpixel faults according to ISO9241-307 (Pixel fault class I), TÜV Flicker Free Certified, TÜV Low Blue Light Certified

Warranty period and Warranty type: 3 years Collect & Return Service (depending on country)

Superior Displays P Line



FUJITSU	Display P24-9 TE	Display P24-8 TE Pro
Special features	Minimized frame on 3 sides; USB Type C Docking support; Presence sensor with PC security solution; DICOM Greyscale Standard Display Function compatible gamma preset; Color accuracy average Delta E<=2; Eco button for Eco mode and 3-coloured Eco status LED; 5-in-1 Stand; Cable guide; Auto Brightness Control (ABC); Workplace Lighting Guide; Always available USB (in operating and standby mode); DisplayView™ IT Suite; 24/7 usage; Integrated speakers;	Call and status indicator (in combination with Microsoft Skype for Business); Presence sensor with PC security solution; DICOM Greyscale Standard Display Function compatible gamma preset; Color accuracy average Delta E<=2; 5-in-1 Stand; Cable guide; Eco button for Eco mode and 3-coloured Eco status LED; Auto Brightness Control (ABC); Workplace Lighting Guide; Always available USB (in operating and standby mode); DisplayView™ IT Suite; 24/7 usage; Integrated speakers;
Diagonal size	60.5 cm (23.8-inch)	60.5 cm (23.8-inch)
Panel and backlight	In-Plane Switching (IPS) technology/LED	In-Plane Switching (IPS) technology/LED
Aspect ratio	16:9	16:9
Horizontal frequency	30-82 kHz	30-82 kHz
Vertical frequency	56-76 Hz	56-76 Hz
Resolution (native)	1,920 x 1,080 pixel	1,920 x 1,080 pixel
Brightness – typical	250 cd/m ²	250 cd/m ²
Contrast – typical	1,000:1	1,000:1
Contrast – advanced	20,000,000:1	20,000,000:1
Viewing angle (h/v) – typical	178°/178° – CR 10:1	178°/178° – CR 10:1
Color performance	16.7 million colors (Hi-FRC)	16.7 million colors (Hi-FRC)
Response time typical gtg	5 ms (in Video mode)	5 ms (in Video mode)
Stand	5-in-1 Stand	5-in-1 Stand
Height adjust range	150 mm	150 mm
Picture height over desk	45 mm	40 mm
Tilt angle	-5°/+35°	-5°/+35°
Swivel angle	345°	340°
Rotation to portrait	90°	90°
Video Input	1 x DisplayPort, 1 x HDMI, 1 x D-SUB	1 x DisplayPort, 1 x DVI-D (HDCP), 1 x D-SUB
Audio sound output	2x 2.0 W	2x 2.0 W
USB downstream	4x USB 3.1 Gen1 (1x Type C, 3x Type A)	3x USB 3.1 Gen1
Weight (unpacked)	5.3 kg	5.6 kg
Dimension with stand (WxDxH)	540.3 x 229.3 x 347 mm	553 x 229 x 347 mm
Power supply	External	Integrated
Compliance	Certificates in progress: Energy Efficiency Class: A, TCO Certified Displays 7.0, ENERGY STAR® 7.0; EPEAT® Gold (dedicated regions, Zero bright and dark pixel faults, Subpixel faults according to ISO9241-307 (Pixel fault class I), TÜV Flicker Free Certified, TÜV Low Blue Light Certified	Energy Efficiency Class A, TCO Certified Displays 7.0, ENERGY STAR® 7.0, EPEAT® Gold (dedicated regions), Zero bright and dark pixel faults, Subpixel faults according to ISO9241-307 (Pixel fault class I), TÜV Flicker Free Certified, TÜV Low Blue Light Certified

Advanced Displays B Line



FUJITSU	Display B34-9 UE
Special features	Curved screen for ergonomic viewing distance and angle minimized frame on 3 sides; Low blue light mode; 5-in-1 Stand; Cable guide; Eco button for Eco mode and 3-coloured Eco status LED; Always available USB (in operating and standby mode); DisplayView™ IT Suite; 24/7 usage; Integrated speakers;
Diagonal size	86.3 cm (34 inch)
Panel and backlit	Curved in-Plane Switching (IPS) technology/LED
Aspect ratio	21:9
Horizontal frequency	30 - 160 kHz
Vertical frequency	40 - 102 Hz
Resolution (native)	3,440 x 1,440 pixel
Brightness – typical	300 cd/m ²
Contrast – typical	1,000:1
Contrast – advanced	20,000,000:1
Viewing angle (h/v) – typical	178°/178° CR10:1
Color performance	1,073 million colors (8 bit + FRC)
Response time typical gtg	5 ms (in Video mode)
Stand	5-in-1-Stand
Height adjust range	130 mm
Picture height over desk	40 mm
Tilt angle	-5°/+35°
Swivel angle	340°
Rotation to portrait	---
Video Input	1 x DisplayPort 2 x HDMI
Audio sound output	2 x 3 W
USB downstream	4 x USB 3.1 Gen1
Weight (unpacked)	9.1 kg
Dimension with stand (WxDxH)	816.45 x 275 x 397.3 mm
Power supply	Integrated
Compliance	Certificates in progress



FUJITSU	Display B27-8 TE Pro
Special features	Low blue light mode; 5-in-1 Stand; Cable guide; Eco button for Eco mode and 3-coloured Eco status LED; Always available USB (in operating and standby mode); DisplayView™ IT Suite; 24/7 usage; Integrated speakers;
Diagonal size	68.6 cm (27-inch)
Panel and backlit	In-Plane Switching (IPS) technology/LED
Aspect ratio	16:9
Horizontal frequency	30 - 82 kHz
Vertical frequency	56 - 76 Hz
Resolution (native)	1,920 x 1,080 pixel
Brightness – typical	250 cd/m ²
Contrast – typical	1,000:1
Contrast – advanced	20,000,000:1
Viewing angle (h/v) – typical	178°/178° CR10:1
Color performance	16.7 million colors (Hi-FRC)
Response time typical gtg	5 ms (in Video mode)
Stand	5-in-1-Stand
Height adjust range	130 mm
Picture height over desk	40 mm
Tilt angle	-5°/+35°
Swivel angle	345°
Rotation to portrait	90°
Video Input	1 x DisplayPort 1 x HDMI 1 x D-SUB
Audio sound output	2 x 2.0 W
USB downstream	2 x USB 3.1 Gen1
Weight (unpacked)	6.72 kg
Dimension with stand (WxDxH)	621.3 x 269.4 x 388 mm
Power supply	Integrated
Compliance	Certifications in progress: Energy Efficiency Class: A, TCO Certified Displays 7.0, ENERGY STAR® 7.0, EPEAT® Gold (dedicated regions), Zero bright and dark pixel faults, Subpixel faults according to ISO9241-307 (Pixel fault class I), TÜV Flicker Free Certified, TÜV Low Blue Light Certified

Advanced Displays B Line



FUJITSU	Display B24W-7 LED (S)	Display B24W-7 LED
Special features	4-in-1 Stand, Eco button for Eco mode and 3-coloured Eco status LED, Pivot, Always available USB, DisplayView™ IT Suite, 24/7 usage, Integrated speakers	4-in-1 Stand; Eco button for Eco mode and 3-coloured Eco status LED; Pivot; Always available USB; DisplayView™ IT Suite; 24/7 usage; Integrated speakers;
Diagonal size	61 cm (24-inch)	61 cm (24-inch)
Panel and backlight	In-Plane Switching (IPS) technology/LED	In-Plane Switching (IPS) technology/LED
Aspect ratio	16:10	16:10
Horizontal frequency	30-82 kHz	30-82 kHz
Vertical frequency	56-76 Hz	56-76 Hz
Resolution (native)	1,920 x 1,200 pixel	1,920 x 1,200 pixel
Brightness – typical	300 cd/m ²	300 cd/m ²
Contrast – typical	1,000:1	1,000:1
Contrast – advanced	20,000,000:1	20,000,000:1
Viewing angle (h/v) – typical	178°/178° CR10:1	178°/178° CR10:1
Color performance	16.7 million colors (Hi-FRC)	16.7 million colors (Hi-FRC)
Response time typical gtg	5 ms (in Video mode)	5 ms (in Video mode)
Stand	4-in-1 Stand	4-in-1 Stand
Height adjust range	130 mm	130 mm
Picture height over desk	45 mm	45 mm
Tilt angle	-5°/+35°	-5°/+35°
Swivel angle	340°	340°
Rotation to portrait	90°	90°
Video Input	1 x DisplayPort 1.2 1 x DVI-D (HDCP) 1 x D-SUB	1 x DisplayPort 1.2 1 x DVI-D (HDCP) 1 x D-SUB
Audio sound output	2x 1.5 W	2x 1.5 W
USB downstream	2x USB 2.0	2x USB 2.0
Weight (unpacked)	6.9 kg	6.9 kg
Dimension with stand (WxDxH)	559 x 204 x 384 mm	559 x 204 x 384 mm
Power supply	Integrated	Integrated
Compliance	Energy Efficiency Class: A+, TCO Certified Displays 7.0, ENERGY STAR® 7.0, EPEAT® Gold (dedicated regions), Subpixel faults according to ISO9241-307 (Pixel fault class I)	Energy Efficiency Class: A+, TCO Certified Displays 7.0, ENERGY STAR® 7.0, EPEAT® Gold (dedicated regions), Subpixel faults according to ISO9241-307 (Pixel fault class I)

FUJITSU	Display B24-9 TE	Display B24-8 TE Pro	Display B24-8 TS Pro
Special features	Minimized frame on 3 sides; 5-in-1 Stand; Cable guide; Eco button for Eco mode and 3-coloured Eco status LED; Always available USB (in operating and standby mode); DisplayView™ IT Suite; 24/7 usage; Integrated speakers;	Low blue light mode; 5-in-1 Stand; Cable guide; Eco button for Eco mode and 3-coloured Eco status LED; Always available USB (in operating and standby mode); DisplayView™ IT Suite; 24/7 usage; Integrated speakers;	Low blue light mode; 5-in-1 Stand; Cable guide; Eco button for Eco mode and 3-coloured Eco status LED; Always available USB (in operating and standby mode); DisplayView™ IT Suite; 24/7 usage; Integrated speakers;
Diagonal size	60.5 cm (23.8-inch)	60.5 cm (23.8-inch)	60.5 cm (23.8-inch)
Panel and backlight	In-Plane Switching (IPS) technology/LED	In-Plane Switching (IPS) technology/LED	In-Plane Switching (IPS) technology/LED
Aspect ratio	16:9	16:9	16:9
Horizontal frequency	30-82 kHz	30-82 kHz	30-82 kHz
Vertical frequency	56-76 Hz	56-76 Hz	56-76 Hz
Resolution (native)	1,920 x 1,080 pixel	1,920 x 1,080 pixel	1,920 x 1,080 pixel
Brightness – typical	250 cd/m ²	250 cd/m ²	250 cd/m ²
Contrast – typical	1,000:1	1,000:1	1,000:1
Contrast – advanced	20,000,000:1	20,000,000:1	20,000,000:1
Viewing angle (h/v) – typical	178°/178° CR10:1	178°/178° CR10:1	178°/178° CR10:1
Color performance	16.7 million colors (Hi-FRC)	16.7 million colors (Hi-FRC)	16.7 million colors (Hi-FRC)
Response time typical gtg	5 ms (in Video mode)	5 ms (in Video mode)	5 ms (in Video mode)
Stand	5-in-1-stand	5-in-1-stand	5-in-1-stand
Height adjust range	150 mm	150 mm	150 mm
Picture height over desk	45 mm	40 mm	40 mm
Tilt angle	-5°/+35°	-5°/+35°	-5°/+35°
Swivel angle	345°	340°	340°
Rotation to portrait	90°	90°	90°
Video Input	1 x DisplayPort 1 x HDMI 1 x D-SUB	1 x DisplayPort 1 x DVI (HDCP) 1 x D-SUB	1 x HDMI 1 x DVI (HDCP) 1 x D-SUB
Audio sound output	2x 2.0 W	2x 2.0 W	2x 2.0 W
USB downstream	2x USB 3.1 Gen 1	2x USB 2.0	2x USB 2.0
Weight (unpacked)	5.25 kg	5.6 kg	5.6 kg
Dimension with stand (WxDxH)	540.3 x 299.4 x 346.2 mm	553 x 229.4 x 347 mm	553 x 229.4 x 347 mm
Power supply	Integrated	Integrated	Integrated
Compliance	Energy Efficiency Class: A, TCO Certified Displays 7.0, ENERGY STAR® 7.0, EPEAT® Gold (dedicated regions), Zero bright and dark pixel faults, Subpixel faults according to ISO9241-307 (Pixel fault class I), TÜV Flicker Free Certified, TÜV Low Blue Light Certified	Energy Efficiency Class: A+, TCO Certified Displays 7.0, ENERGY STAR® 7.0, EPEAT® Gold (dedicated regions), Zero bright and dark pixel faults, Subpixel faults according to ISO9241-307 (Pixel fault class I), TÜV Flicker Free Certified, TÜV Low Blue Light Certified	Energy Efficiency Class: A+, TCO Certified Displays 7.0, ENERGY STAR® 7.0, EPEAT® Gold (dedicated regions), Zero bright and dark pixel faults, Subpixel faults according to ISO9241-307 (Pixel fault class I), TÜV Flicker Free Certified, TÜV Low Blue Light Certified

Advanced Displays B Line



FUJITSU

Special features

Display B22-8 WE Neo

5-in-1 Stand, Eco button, Eco status LED: 3 colors for 3 modes, Pivot, 24/7 usage, DisplayView™ IT Suite, Integrated speakers

Display B22W-7 LED

4-in-1 Stand; Pivot; Eco button for Eco mode and 3-coloured Eco status LED; 24/7 usage; DisplayView™ IT Suite; Integrated speakers;

Display B22-8 TS Pro

5-in-1 Stand; Cable guide; Pivot; Eco button for Eco mode and 3-coloured Eco status LED; Always available USB (in operating and standby mode); DisplayView™ IT Suite; 24/7 usage; Headset connector; Integrated speakers

Display B19-7 LED

4-in-1 Stand; Pivot; Eco button for Eco mode and 3-coloured Eco status LED; DisplayView™ IT Suite; 24/7 usage; Integrated speakers;

Diagonal size	55.9 cm (22-inch)	55.9 cm (22-inch)	54.6 cm (21.5-inch)	48.3 cm (19-inch)
Panel and backlight	TN/LED	TN/LED	In-Plane Switching (IPS) technology/LED	In-Plane Switching (IPS) technology/LED
Aspect ratio	16:10	16:10	16:9	5:4
Horizontal frequency	30-82 kHz	30-82 kHz	30-82 kHz	30-82 kHz
Vertical frequency	56-76 Hz	56-76 Hz	56-76 Hz	56-76 Hz
Resolution (native)	1,680 x 1,050 pixel	1,680 x 1,050 pixel	1,920 x 1,080 pixel	1,280 x 1,024 pixel
Brightness – typical	250 cd/m ²	250 cd/m ²	250 cd/m ²	250 cd/m ²
Contrast – typical	1000:1	1,000:1	1,000:1	1,000:1
Contrast – advanced	20,000,000:1	20,000,000:1	20,000,000:1	2,000,000:1
Viewing angle (h/v) – typical	170°/170° CR5:1	170°/170° – CR 5:1	178°/178° CR10:1	178°/178° – CR10:1
Color performance	16.7 million colors (Hi-FRC)	16.7 million colors (Hi-FRC)	16.7 million colors (Hi-FRC)	16.7 million colors (Hi-FRC)
Response time typical gtg	5 ms	5 ms	5 ms (in video mode)	5 ms
Stand	5-in-1 Stand	4-in-1 Stand	5-in-1 Stand	4-in-1 Stand
Height adjust range	130 mm	130 mm	150 mm	130 mm
Picture height over desk	45 mm	50 mm	42 mm	45 mm
Tilt angle	-5°/+35°	-5°/+35°	-5°/+35°	-5°/+35°
Swivel angle	345°	340°	340°	340°
Rotation to portrait	90°	90°	90°	90°
Video Input	1 x DisplayPort 1 x DVI-D (HDCP) 1 x D-SUB	1 x DisplayPort 1 x DVI (HDCP) 1 x D-SUB	1 x DisplayPort 1 x DVI (HDCP) 1 x D-SUB	1 x DVI (HDCP) 1 x D-SUB
Audio sound output	2x 2 W	2x 1.5 W	2x 1.5 W	2x 1.5 W
USB downstream	2x USB 2.0	4x USB 2.0	2x USB 2.0	-
Weight (unpacked)	6.0 kg	6.0 kg	4.63 kg	5.48 kg
Dimension with stand (WxDxH)	514x212.7x367 mm	514x199x367 mm	500,5x212.7x322.55 mm	414x209x370 mm
Power supply	Integrated	Integrated	Integrated	Integrated
Compliance	TCO Certified Displays 7.0, ENERGY STAR® 7.0, EPEAT® Gold (dedicated regions), Zero bright and dark pixel faults, Subpixel faults according to ISO9241-307 (Pixel fault class I), TÜV Flicker Free Certified, TÜV Low Blue Light Certified	Energy Efficiency Class: A+, TCO Certified Displays 7.0, ENERGY STAR® 7.0, EPEAT® Gold (dedicated regions), Subpixel faults according to ISO9241-307 (Pixel fault class I)	Energy Efficiency Class: A+, TCO Certified Displays 7.0, ENERGY STAR® 7.0, EPEAT® Gold (dedicated regions), Zero bright and dark pixel faults, Subpixel faults according to ISO9241-307 (Pixel fault class I), TÜV Flicker Free Certified, TÜV Low Blue Light Certified	Energy Efficiency Class: A+, TCO Certified Displays 7.0, ENERGY STAR® 7.0, EPEAT® Gold (dedicated regions), Subpixel faults according to ISO9241-307 (Pixel fault class I)


All-round Displays E Line



FUJITSU	Display E24-8 TS Pro	Display E22-8 TS Pro
Special features	LED backlight panel; Keep aspect ratio option; Eco control button; Headset connector; Integrated speakers	LED backlight panel; Keep aspect ratio option; Eco control button; Headset connector; Integrated speakers
Diagonal size	60.5 cm (23.8-inch)	54.6 cm (21.5 inch)
Panel and backlit	In-Plane Switching (IPS) technology/LED	In-Plane Switching (IPS) technology/LED
Aspect ratio	16:9	16:9
Horizontal frequency	30-82 kHz	30-82 kHz
Vertical frequency	56-76 Hz	56-76 Hz
Resolution (native)	1,920 x 1,080 pixel	1,920 x 1,080 pixel
Brightness – typical	250 cd/m ²	250 cd/m ²
Contrast – typical	1,000:1	1,000:1
Contrast – advanced	20,000,000:1	20,000,000:1
Viewing angle (h/v) – typical	178° / 178° – CR10:1	178° / 178° – CR10:1
Color performance	16.7 million colors (Hi-FRC)	16.7 million colors (Hi-FRC)
Response time typical gtg	5 ms	5 ms
Stand	Removable	Removable
Tilt angle	-5° / +25°	-5° / +25°
Video Input	1 x DisplayPort 1 x DVI-D (HDCP) 1 x D-SUB	1 x DisplayPort 1 x DVI-D (HDCP) 1 x D-SUB
Audio sound output	2 x 2.0 W	2 x 1.5W
Weight (unpacked)	3.84 kg	2.98 kg
Dimension with stand (WxDxH)	553.4 x 209 x 372 mm	500.5 x 212 x 343.45 mm
Power supply	Integrated	Integrated
Compliance	Energy Efficiency Class: A+, TCO Certified Displays 7.0, ENERGY STAR® 7.0, EPEAT® Gold (dedicated regions), Zero bright and dark pixel faults, Subpixel faults according to ISO9241-307 (Pixel fault class I) TÜV Flicker Free Certified, TÜV Low Blue Light Certified	Energy Efficiency Class: A+, TCO Certified Displays 7.0, ENERGY STAR® 7.0, EPEAT® Gold (dedicated regions), Zero bright and dark pixel faults, Subpixel faults according to ISO9241-307 (Pixel fault class I) TÜV Flicker Free Certified, TÜV Low Blue Light Certified

FUJITSU	Display E20T-7 LED	Display E19-7 LED
Special features	LED backlight panel; Keep aspect ratio option; Headset connector; Integrated speakers	LED backlight panel; Eco button for Eco mode and 3-coloured Eco status LED; Headset connector; Integrated speakers
Diagonal size	49.5 cm (19.5-inch)	48.3 cm (19-inch)
Panel and backlit	TN / LED	In-Plane Switching (IPS) technology/LED
Aspect ratio	16:9	5:4
Horizontal frequency	30-83 kHz	30-82 kHz
Vertical frequency	55-76 Hz	56-76 Hz
Resolution (native)	1,600 x 900 pixel	1,280 x 1,024 pixel
Brightness – typical	250 cd/m ²	250 cd/m ²
Contrast – typical	1,000:1	1,000:1
Contrast – advanced	20,000,000:1	2,000,000:1
Viewing angle (h/v) – typical	176° / 170°	178° / 178° – CR10:1
Color performance	16.7 million colors (Hi-FRC)	16.7 million colors (Hi-FRC)
Response time typical gtg	5 ms	8 ms
Stand	Removable	Removable
Tilt angle	-3.5° / +21.5°	-5° / +20°
Video Input	1 x DVI-D (HDCP) 1 x D-SUB	1 x DVI (HDCP) 1 x D-SUB
Audio sound output	2 x 2.0 W	2 x 1.5 W
Weight (unpacked)	2.7 kg	3.52 kg
Dimension with stand (WxDxH)	469.7 x 202.94 x 360.5 mm	414 x 209 x 391 mm
Power supply	Integrated	Integrated
Compliance	Energy Efficiency Class: A+, TCO Displays 6.0, ENERGY STAR® 7.0, EPEAT® Silver (dedicated regions), Subpixel faults according to ISO9241-307 (Pixel fault class I)	Energy Efficiency Class: A+, TCO Certified Displays 7.0, ENERGY STAR® 7.0, EPEAT® Gold (dedicated regions), Subpixel faults according to ISO9241-307 (Pixel fault class I)

Touch Displays E Line



FUJITSU	Display E24-9 Touch	Display E22 Touch	Display XL55-1 Touch
Special features	Touch technology with projected capacitive touch (PCT) and 10-finger system with anti-glare treatment; Low blue light mode; Eco button for Eco mode and 3-coloured Eco status LED; Integrated speakers;	Touch technology with projected capacitive touch (PCT) and 10-finger system with anti-glare treatment; Wide viewing angle technology; LED backlight panel; Keep aspect ratio option;	10 Finger IR Touch Technology; Integrated speakers; LED backlight panel
Diagonal size	60.5 cm (23.8-inch)	54.6 cm (21.5-inch)	139 cm (55-inch)
Panel and backlit	In-Plane Switching (IPS) technology/LED	Wide viewing angle technology/LED	In-Plane Switching (IPS) technology/LED
Aspect ratio	16:9	16:9	16:9
Horizontal frequency	30-82 kHz	30-83 kHz	15.6 kHz- 91 kHz
Vertical frequency	56-76 Hz	50-76 Hz	50 Hz- 85 Hz
Resolution (native)	1,920x1,080 pixel	1,920x1,080 pixel	1,920x1,080 pixel
Brightness – typical	250 cd/m ²	240 cd/m ² with touch sensor	450 cd/m ²
Contrast – typical	1,000:1	1,000:1	1100:1
Contrast – advanced	20,000,000:1	5,000,000:1	
Viewing angle (h/v) – typical	178°/178° CR10:1	178°/178° CR10:1	178°/178° CR10:1
Color performance	16.7 million colors (Hi-FRC)	16.7 million colors (Hi-FRC)	16.7 million colors (8-bit)
Response time typical gtg	5 ms (in video mode)	7 ms	12 ms
Stand	non-gliding metal photo stand	non-gliding metal photo stand	Prepared for wall mount
Tilt angle	10°/+60°	12°- 60°	
Video Input	1 x DisplayPort 1 x HDMI 1 x D-SUB	1 x HDMI 1 x DVI-D (HDCP) 1 x D-SUB	1 x DisplayPort 2 x HDMI 1 x DVI-I
Audio sound output	2 x 2 W	2 x 2 W	2 x 10 W
USB downstream	2 x USB 3.1 (Gen1)	4 x USB 3.0	-
Weight (unpacked)	3.8 kg	4.1 kg	31 kg
Dimension with stand (WxDxH)	540.3 x 107.35 x 325.6 mm	509.6 x 95.7 x 343.6 mm	1,271 x 92 x 742 mm
Power supply	Integrated	External	Integrated
Compliance	Certificates in progress: TCO Certified Displays 7.0, ENERGY STAR® 7.0, EPEAT® Gold (dedicated regions), Zero bright and dark pixel faults, Subpixel faults according to ISO9241-307 (Pixel fault class I), TÜV Flicker Free Certified, TÜV Low Blue Light Certified	Energy Efficiency Class: A, TCO Certified Displays 6.0, ENERGY STAR® 6.0, Subpixel faults according to ISO9241-307 (Pixel fault class I)	Energy Efficiency Class: B, ENERGY STAR® 7.0, Subpixel faults according to ISO9241-307 (Pixel fault class I)

Display Stands



FUJITSU	Dual Monitor Stand	Universal Monitor Stand
Special features	Adjustable Lift Balance Force; Tilt and Pivot Fine adjust for single display; Cable guides on rail and stand; Zero gap mounting possibility; Pre-assembled stand for time saving installation;	Integration of ESPRIMO Q or FUTRO; Easy access to all connectors and drives; Hassle-free installation with thumbscrews;
Height adjust range	130 mm	130 mm
Tilt Angle	-5° / +20°	-5° / +30°
Swivel adjust range	30° (for single display)	---
Supported Devices		ESPRIMO Q510, Q910, Q520, Q920, Q556 and Q556/2 (VESA cover required), Q956, Q957, A525 FUTRO S920, S720, L420
Supported Displays	2 x 54.6 cm (21.5-inch) up to 2 x 68.6 cm (27-inch)	Up to 61 cm (24-inch)
Supported Weight	2 x 3 kg up to 2 x 5.5 kg	Up to 4.5 kg
VESA	VESA 100 support	VESA 100 support
Weight (stand)	12.8 kg	4.4 kg
Dimensions (WxDxH)	805x303x398 mm	213x290x391 mm

Dual Display Holder	Double Judiciary Display Holder	Single Judiciary Display Holder
Recyclable aluminium	Mini clamp (S26391-F6056-L122)	Cut down (S26391-F6056-L111)
Mini clamp (S26391-F6056-L120)	Grommet Mount (S26391-F6056-L123)	
Grommet Mount (S26391-F6056-L121)		
---	---	---
---	---	---
---	---	---
VESA support: 75 mm x 75 mm 100 mm x 100 mm 100 mm x 200 mm	VESA 100 support	VESA 100 support
6.8 kg		4.0 Kg

Accessories

Keyboards

Wireless



FUJITSU Accessories	Keyboard LX390	Wireless Keyboard Set LX901
	Ultra-precise sensor with human-centric design	Excellent set with 128 AES encryption and high-precision LED mouse
Height Adjustment	1.5° and 6°	1.5° and 5.5°
Interface	USB	USB
Mouse resolution	1000 dpi	800 dpi, 1600 dpi
Weight	930 g	1500 g
Keyboard dimension (WxDxH)	452 x 123 x 20 mm	465 x 179 x 20 mm
Mouse dimension (WxDxH)	100 x 59 x 38 mm	73 x 125.5 x 45.5 mm
Special features	Plug and Play Mouse 1000 dpi Keyboard set with ultra space saving design	128 AES encryption RF Mouse with 10 buttons all programmable 12 quick touch multimedia panel USB Mini Receiver 2.4 GHz reliable, flawless usage without lag or interference
Order code	S26381-K590-L4xx	S26381-K565-L4xx

xx: Country codes for keyboard language layouts

AR/FR	Arabia / France	41
AR/GB	Arabia / UK	66
BE	Belgium	30
BG/US	Bulgaria / US English	09
CA/FR	Canada / France	39
CH	Switzerland	70
CN	China incl. Taiwan	78
CZ/SK	Czech Republic / Slovakia	04
CZ/US	Czech Republic / US English	34
DE	Germany	20
DE/US	Germany / International	22
DK	Denmark	50
EE	Slovenia / Croatia	12
ES	Spain	80
EST	Estonia	46
FR	France	40
GB	Great Britain	65
GB/TM	Great Britain / Turkmenistan	97
GR/US	Greece / US English	91
HU	Hungary	11
IL	Israel	88
IS	Iceland	51
IT	Italy	85
JP	Japan	74
JP/US	Japan / US English	76
KZ	Kazakhstan	95
LATAM	Latin-America	81
LT/US	Lithuania / US English	48
LV/US	Latvia / US English	47
MT	Malta	63
NL	The Netherlands	31
NO	Norway	45
NORD	Sweden / Finland / Denmark / Estonia	54
PL	Poland	16
PT	Portugal	75
PT/BR	Portugal / Brazil	82
RO	Romania	32
RO/US	Romania / US English	33
RU/DE	Russia / Germany	96
RU/US	Russia / US English	15
RU/US	Russia / US English	19
SE/FI	Sweden / Finland	55
TH	Thailand	77
TR/F	Turkey / F (sign)	90
TR/Q	Turkey / Q (sign)	89
UA	Ukraine	94
US	International / US English	02
US	US English	10

Not every language layout is available for every keyboard.

Accessories

Keyboards

Wired



FUJITSU Accessories	Keyboard KB410 PS2	Keyboard KB410 USB
	High quality functionality for office tasks	High quality functionality for office tasks
Height Adjustment	2° and 6°	2° and 6°
Interface	PS2	USB
Weight	553 g	553 g
Dimensions (WxDxH)	452x158x23.5 mm	452x158x23.5 mm
Special features	Spill proof keyboard	Spill proof keyboard
Order code	S26381-K515-L4xx	S26381-K511-L4xx



Keyboard KB521	Keyboard KBPC PX ECO
Ergonomic and Comfortable	Professional keyboard based on renewable raw materials
2° and 6°	6° and 12°
USB	USB (cable included)
700 g	1325 g
462x167x24 mm	474x175x37 mm
Intuitive 12 function keys for fast access Spill-resistant design for liquid spill-over Power-Key (function depending on power key configuration of the operating system) Defined pressure point Non-abrasive laser inscription Windows® Keys	For professional data-input soft pressure point power-on button non-abrasive laser inscription removable palmrest 5 additional function keys ECO made of 45% renewable material which is 100% biodegradable Remarkable reduction of the CO footprint! Sound power level LWA acc. to DIN EN ISO7779: 69.1 dB
S26381-K521-L1xx	S26381-K341-L1xx



FUJITSU Accessories	Keyboard KBPC E USB	KB900 Slim Keyboard Black
	Best ergonomics a keyboard can offer	Spill-resistant protection
Height Adjustment	6° and 12°	1.7 and 6.7
Interface	USB	USB
Weight	approx. 1.3 kg	850 g
Dimensions (WxDxH)	383x256x42 mm	465x179x20 mm
Special features	Three levels of angle adjustment: Angle of split between alpha keypad segments 0° - 30° (in 5° stages) lateral inclination 0°, 10°, 16° frontal inclination 6° and 12° Customer-specific laser inscription possible	Spill proof keyboard Stylish hotkey function panel Soft and exact keystroke Extra flat - only 2 cm
Order code	S26381-K261-L7xx	S26381-K560-L4xx



Backlight keyboard KB915	Keyboard KB950 Phone	Keyboard KB951 PalmM2
Illuminated keys	Skype for Business optimized	Keyboard with palm vein sensor
3° and 8°	2° and 7°	2° and 7°
USB	USB	USB
520 g	850 g	850 g
143x414x23 mm	465x179x20 mm	465x179x20 mm
LED Backlight dimmable in 3 steps On/Off power switch for LED backlight 15 multifunction keys Modern isolation keys and compact design Abrasion proof laser marked keys Smooth and silent keyboard stroke	Slim USB keyboard with phone features: - Display - 3 telefont key take call / end call / mute - 4 pole headset socket - Headset included	Slim USB keyboard with integrated PalmSecure Sensor (MP2) Biometric access solution Logon with your hand USB cable 200 cm
S26381-K563-L4xx	S26381-F950-L4xx	S26381-K951-L4xx

Accessories

Mice

Wireless



FUJITSU Accessories	Wireless Mouse Touch W1910	Wireless Notebook Mouse W1610
	Touch responsiveness	Wireless midsize mouse
Interface	USB	USB
Mouse resolution	1000/1500/2000 dpi	1000/1500/2000 dpi
Weight	71 g (without battery)	85 g
Dimension (WxDxH)	68.3x105.2x38.4 mm	97x61x34 mm
Special features	Mode button (G button), resolution switch button, software for mouse programming and task bar access, Eco mode LED indicator, gaming mode LED indicator	Mobile RF mouse (2.4 GHz) in mid size with stow-able mini USB receiver retail packed 8 buttons (5 programmable) and Tilt-Wheel
Order code	S26381-K465-L100	S26381-K460-L100

Wireless Notebook Mouse W1410	Wireless Mouse W1200
Compact wireless travel mouse	Cost efficient wireless mouse
USB	USB
1000 dpi	1000 dpi
35 g	52.6 g
51x85x29 mm	99.8x59x38.1 mm
Two buttons and scroll wheel, which can also be used as a button Suitable for both right and left-handers Ease of use via USB 2.4 GHz nano receiver Just plug & play	Ambidextrous design for right and left handers For SMB or enterprise needs
S26381-K464-L100	S26381-K462-L100



FUJITSU Accessories	Wireless Presenter R400
	An intuitive and professional aid to your presentation
Interface	USB
Mouse resolution	-
Weight	41 g (w.o. battery)
Dimension (WxDxH)	40x25x115 mm
Special features	Battery status LED ON/OFF switch Presentation button (F5) Black screen button (B) Laser pointer Page up/Page down button
Order code	TAV:LTC-R400

Accessories

Mice

Wired



FUJITSU Accessories	Blue LED Mouse GL9000	Mouse M420NB
	LED sensor tracking on any surface	Optical Notebook Mouse
Interface	USB	USB
Mouse resolution	1000, 1500 and 2000 dpi	1000 dpi
Weight	350 g	35 g
Dimension (WxDxH)	240 x 180 x 60 mm	51 x 85 x 29 mm
Special features	Free programmable mouse buttons Adjustable resolution 1,000 dpi, 1,500 dpi, 2,000 dpi 10 button blue LED mouse	Two buttons and scroll wheel, which can also be used as a button Suitable for both right and left-handers Ease of use via USB plug & play
Order code	S26381-K438-L100	S26381-K454-L100

Mice

Wired Optical



FUJITSU Accessories	Mouse M440 ECO BL	Mouse M520 (black and grey)	Mouse M530 (black and grey)	SpaceMouse™ Pro
	Worldwide leading mouse with 100% bio material	Optical mouse with scroll wheel	Mouse for two types of interface – USB and PS/2	The capable 3D mouse
Interface	USB	USB	USB or PS/2	USB
Mouse resolution	1000 dpi	1000 dpi	1200 dpi	-
Weight	102 g	89 g	84 g	593 g
Dimension (WxDxH)	109 x 61 x 36 mm	110 x 60 x 39 mm	61.3 x 109.6 x 38.5 mm	204 x 142 x 58 mm
Special features	2 button-wheel mouse optimized for right and left hand use Perfect with Keyboard KBPC PXECO	2 buttons and 1 scroll wheel with button function optimized for right and left hand use	PS/2 able USB Mouse with PS/2 adapter 1,200 dpi 2 buttons and 4-way scroll wheel (tilt wheel technology) with button function	Six degrees of freedom for 3D navigation
Order code	S26381-K450-L200	S26381-K467-L100 black S26381-K467-L101 grey	S26381-K468-L100 (black) S26381-K468-L101 (grey)	S26381-K459-L100

Accessories

Data Storage



FUJITSU Storage	CELVIN NAS QR806	CELVIN NAS QR1006
Type	Hot-swappable 4-bay system Rackmount 1U	Hot-swappable 8-bay system Rackmount 2U
Hard disk capacity	Up to 4 x 2.5-inch or 3.5-inch SATA I/II/SATA 6 GB/s HDD/SSD	Up to 8 x 2.5-inch or 3.5-inch SATA I/II/SATA 6 GB/s HDD/SSD
Gigabit Ethernet Port	4	4
10Gb Ethernet	1	1
SSD caching	yes	yes
Max. Device Capacity	32 GB	64 GB
Memory	4 GB	4 GB
Data Interface	Ethernet/USB 2.0/USB 3.0	Ethernet/USB 2.0/USB 3.0
LCD-Displays Instant Setup	-	-
Virtualization and Clustering	yes	yes
iSCSI Target/Initiator	yes	yes
VMWare/Citrix/HyperV	yes	yes
Virtualization Station	yes	yes
Thin Provisioning	yes	yes
VPN (SSL) Server/Client	yes	yes
User Authentication Windows Active Directory Service/LDAP Radius Server	yes	yes
Failover/Load Balancing	yes	yes
Raid Level	0/1/5/5+HS/6/10/JBOD	0/1/5/5+HS/6/6+HS/10/10+HS/ JBOD
One-button back up + Client back up software	yes	yes
Remote Replication	yes	yes
LUN Backup and One-time Snapshot	yes	yes
FTP, File Server and WEB Server	yes	yes
Private Cloud	yes	yes
Printer Server	yes	yes
SQL Server	yes	yes
Remote Access and System Management	yes	yes
APP-Center for software add-ons	yes	yes
Surveillance Station/ free channels	4	4
Storage Pooling	yes	yes
Order codes ¹⁾	Order codes depending on configuration	Order codes depending on configuration

Configurations with SSD on request

Warranty period and Warranty type: 2 years Bring-In/Send-In Service (depending on country)

¹⁾ International power cord versions available

Accessories

Data Storage



FUJITSU Accessories

ADATA HV620S 2.5" External HDD

Type	Value Product (compact size)
Capacity	1 TB
USB Powered	yes
USB	3.0
External AC Adapter	-
Energy Saving Mode	yes
Order code	S26391-F6048-L510



ADATA SE730H External SSD

Type	Value Product (compact size)
Capacity	256 GB
USB Powered	yes
USB	USB 3.1 Gen 2
External AC Adapter	-
Energy Saving Mode	yes
Order code	S26391-F6048-L525



ADATA USB3.0 Flash Stick UE 700

Type	MCL Flash Drive
Capacity	32 GB- 64 GB
USB Powered	yes
USB	3.0
External AC Adapter	-
Energy Saving Mode	-
Order code	S26391-F6048-L364, 64 GB S26391-F6048-L332, 32 GB



ADATA UC350 USB Typ-C

Type	USB Type-C OTG Flash Drive (compact size)
Capacity	32 - 64 GB
USB Powered	yes
USB	USB 3.1 (Gen1) Type-C: 1
External AC Adapter	-
Energy Saving Mode	-
Order code	S26391-F6048-L432, 32 GB S26391-F6048-L464, 64 GB



FUJITSU Accessories

HLDS External Ultra Slim Portable DVD Writer

Type	Super-Multi Portable Slim 8x DVD Rewriter
Capacity	yes
USB Powered	yes
USB	2.0
Transfer rate	8x DVD read/write
Order code	S26341-F103-L142

Accessories

Connectivity

USB Port Replicators



FUJITSU Accessories	USB Port Replicator PR09	USB Type-C Port Replicator for dedicated FJ-clients
Power LED	1x	1x
DC-in	1x 20 V DC at 6 A	1x (19 V/90 V)
USB	3x C 3.1 Gen2 4x A 3.0	1x C 3.1 Gen1 3x USB 3.0
USB-PD	3.0 (60 W)	2.0 (60 W)
HDMI	-	1x
VGA	-	1x
DisplayPort	2x (DP1.2a)	1x
DVI	-	-
LAN	Gigabit LAN (based on Realtek RTL8211F)	10/100/1000 LAN
Audio	SPDIF	1x combo jack
Kensington Lock	yes	-
Weight	325 g	0.195 kg
Dimensions (HxWxD)	200x100x29 mm	219x75x26 mm
Order code	S26391-F6007-L500	S26391-F1667-L100



FUJITSU Accessories	USB Port Replicator PR7.1	USB Port Replicator PR8.1
Power LED	1x	1x
DC-in	1x (5 V)	1x (5 V)
USB	2x USB 3.0	3x USB 3.0
HDMI	1x or DVI	1x or DisplayPort
VGA	-	possible
DisplayPort	-	1x or HDMI
DVI	1x or HDMI	1x
LAN	10/100/1000 LAN	10/100/1000 LAN
Audio	-	Headphone and microphone
Kensington Lock	-	-
Weight	0.12 kg	0.195 kg
Dimensions (HxWxD)	146x65x26 mm	189x75x26 mm
Order code	S26391-F6007-L310	S26391-F6007-L410



USB 3.0 Port Replicator PR08	USB 3.0 HUB 4 PORTS
1x	4x
1x (5 V)	1x (5 V)
2x USB 3.0, 2x USB 2.0, 1x USB for port replicator connection	In: USB Type B Out: 4x USB 3.0 Type A
-	-
via included adapter	-
1x	-
1x	-
10/100/1000 LAN	-
Headphone and microphone	-
1x	-
0.35 kg	0.07 kg
190x78x40 mm	100x62.5x23 mm
S26391-F6007-L400	S26391-F6099-L304

Accessories

Connectivity



FUJITSU Accessories	USB to UHD DP Adapter	USB 3.0 Gigabit LAN Adapter
Data Rates	5 Gbit/s	1 Gbit/s
Power supply	Bus-powered	Bus-powered
Resolution (Pixel)	3,840 x 2,160 on DisplayPort	-
Required interface	USB 3.0 Type A	USB 3.0 Type A
DisplayLink	yes	-
VGA Adapter	possible	-
Cable length	-	190 mm
Dimensions (HxWxD)	44 x 75 x 14 mm	74.4 x 21 x 16 mm
Weight	30 g	42 g
Order code	S26391-F6099-L500	S26391-F6055-L520



FUJITSU Accessories	Workplace Connect Kit 1.0
Package content	USB 3.0 Port Replicator PR08, Workplace Connect Gate 2.0, Notebook AC Adapter, 19 V 80 W (0 W), Dual USB Quick Charge Adapter
Order code	S26391-F6055-L710

Cables and Adapters

HDMI			
HDMI to HDMI Cable, 180 cm	S26391-F6055-L230		
HDMI to DVI-D Cable, 180 cm	S26391-F6055-L250		
HDMI to VGA Cable	S26391-F938-L900		
DisplayPort			
DisplayPort to VGA Adapter	S26391-F6055-L280		
DP1.2 to HDMI2.0 Adapter	S26391-F6055-L212		
DisplayPort to DisplayPort Cable, 180 cm	S26391-F6055-L220		
DisplayPort to DVI Cable (40 cm)	S26391-F6055-L270		
Mini-DP to DP Cable	S26391-F6055-L221		
DVI			
DVI-D to DVI-D Cable, 180 cm	S26391-F6055-L240		
DVI to VGA Adapter, 44 mm	S26391-F6055-L260		
VGA			
VGA to VGA cable 180 cm	S26391-F6055-L261		
USB Type-C			
USB Type-C to VGA Adapter	S26391-F6058-L203		
USB Type-C to DP Adapter	S26391-F6058-L201		
USB-A to USB-C Adapter	S26391-F6058-L102 (1pc) S26391-F6058-L122 (20pc)		
USB Type-C to USB Type-A Adapter	S26391-F6058-L100		
USB Type-C Cable 5A Gen2	S26391-F6058-L101		
USB Type-C to Gb-LAN Adapter	S26391-F6058-L301		
Other			
Micro-USB B Charging Cable	S26381-F6007-L900		
USB to Serial Adapter Cable, 85 cm	S26391-F6055-L570		
USB 3.0 certified cable	S26391-F6055-L320		

Accessories

Power



FUJITSU Accessories

Car/Air DC Mini Adapter 80

Power supply	12 V - 15 V 9 A Max, DC-In, 19 V/68 W + USB
Required interface	Carplug 12 V
Plugs	2x 19 V
Order code	S26391-F2613-L616

Car/Truck Power Adapter 90

Power supply	11-32 V DC-In, 12 V - 19 V/ 20 V/85 W and USB 5 W
Required interface	Car plug 12/24 V
Plugs	2x 19 V, 1x 12 V
Order code	S26391-F2613-L610

Dual USB Quick Charge Adapter

Power supply	100/240 V AC / 2x 2.1 A
Required interface	-
Plugs	EU, UK, US, CN, AUS/NZ
Order code	S26391-F2613-L620

Accessories

Headsets and Speakers



FUJITSU Accessories	SOUNDSYSTEM DS E2000 Air
Type	Air-compressed woofer box
Watt (RMS)	2.4 W
Woofer design	1.5 full range driver
Audio Surround	2.0 channel with volume control
Wired Control	yes
Required interface	3.5 mm audio jack
Microphone	-
Power supply	USB bus-powered
Order code	S26391-F7128-L600



FUJITSU Accessories	Communicator Headset	UC&C USB Value Headset
Type	Voice over IP	Lightweight stereo headset Lync compatible
Audio Surround	Stereo	Stereo
Wired Control	-	yes
Headphone Jack	yes	-
Required interface	3.5 mm audio jack	USB
Mute	-	yes
Noise Reduction	yes	yes
Microphone	yes	yes
Power supply	line-in powered	USB
Order code	S26391-F7139-L51	S26391-F7139-L20

UC&C USB Headset Stereo H650E	Plantronics Blackwire 325
Premium UC&C Headset Lync certified	UC headset
Stereo	Stereo
yes	yes
-	-
USB	USB or 3.5 mm audio jack
yes	yes
yes	yes
yes	yes
USB	USB
S26391-F7139-L10	S26391-F7139-L350 (50 pcs)

Accessories

Carrying Case



FUJITSU Accessories

Messenger Bag 14

Maximum notebook size

Up to 33.5 cm / 14-inch

Material

Polyester

Color

Black / grey

Compartment

1

Trolley Belt

-

Order code

S26391-F1194-L171

Prestige Case Mini 13

Up to 34 cm / 13.3-inch
or 320x240x40 mm

Nylon

Black / red

3

yes

S26391-F1192-L151

Pro Green Case 14

Up to 33.5 cm / 14-inch

Recycled PET / PU leather

Black

3

yes

S26391-F1194-L80

Top Case 14

Up to 33.5 cm / 14-inch

Polyester

Black

1

-

S26391-F1194-L120

Pro Green Backpack 14

Up to 33.5 cm / 14-inch


Recycled PET / PU leather

Black

3

-

S26391-F1194-L82



FUJITSU Accessories

Sneaker Sleeves 12.5, 14, 15.6"

Maximum notebook size

Up to 12.5 / 14 / 15.6-inch

Material

PU Leather

Color

Black

Compartment

2

Trolley Belt

-

Order code

S26391-F1194-L201 12.5-inch
S26391-F1194-L401 14-inch
S26391-F1194-L501 15.6-inch

DICOTA Top Traveler Base 13-14"

Up to 33.5 cm / 14-inch

Polyester

Black

2

yes

S26391-F1193-L120

DICOTA Perfect Skin 15 - 15.6

Up to 15.6-inch

Neoprene

Black

1

-

S26391-F1193-L100

Sleeve Case M

Up to 33.5x23.5x3 cm /
15.6-inch

Twill PU / Micro suede

Dark grey / red

1

-

S26391-F1192-L312

Supreme Case

Up to 39.6 cm / 15.6-inch
or 377x252x35 mm

Real leather

Black

2

yes

S26391-F1192-L900



FUJITSU Accessories

Prestige Case 15

Maximum notebook size

Up to 15.6-inch

Material

Polyester

Color

Black

Compartment

3

Trolley Belt

yes

Order code

S26391-F1194-L60

Prestige Top Case 15

Up to 15.6-inch

Polyester

Black

2

yes

S26391-F1194-L50

Casual Entry Case 16

Up to 39.6 cm / 15.6-inch
or 400x290x38 mm

Nylon

Black with red details

1

-

S26391-F1191-L107

Casual Backpack 16

Up to 40.6 cm / 16-inch

Nylon

Black / grey

2

-

S26391-F1192-L167

Sportive Backpack 15

Up to 38.5x26.5x4 cm /
15.6-inch

Polyester

Black / red

2

-

S26391-F1194-L136

Accessories

Carrying Case



FUJITSU Accessories

Prestige Case 16

Maximum notebook size	Up to 42x30x3.5 cm / 17.3-inch
Material	Polyester
Color	Black / red
Compartment	4
Trolley Belt	yes
Order code	S26391-F1194-L61

Prestige Backpack 17

Maximum notebook size	Up to 42x30x3.5 cm / 17.3-inch
Material	Polyester
Color	Black / red
Compartment	3
Trolley Belt	-
Order code	S26391-F1194-L135



FUJITSU Accessories

Prestige Trolley 17

Maximum notebook size	Up to 42x30x3.5 cm / 17.3-inch
Material	Nylon
Color	Black
Compartment	4
Trolley Belt	-
Order code	S26391-F1194-L130

Accessories

Product-related Tablet PC



FUJITSU Accessories

Flip Case STYLISTIC R Brown real leather

Color	Brown
Weight	450 g
Dimensions	323x221x21 mm
Material	Real Leather
Miscellaneous	NFC card slot Pen holder Please note: The bag has a frame, but can therefore not be used with cradle
Order code	S26391-F1194-L10

Flip Case STYLISTIC R Brown real leather adhesive

Color	Brown
Weight	450 g
Dimensions	323x221x21 mm
Material	Real Leather
Miscellaneous	NFC card slot Pen holder Adhesive stripe Please note: The bag has no frame
Order code	S26391-F1194-L20

Accessories

Port Replicators

Tablets



FUJITSU Accessories	Cradle STYLISTIC R727	Magnetic Keyboard STYLISTIC R727
Power on switch	-	-
DC-in	1	-
0-watt compatibility	-	-
USB 2.0 total	-	-
USB 3.0 total	-	-
VGA	2	-
HDMI	1	-
DisplayPort	-	-
DVI	-	-
LAN/Ethernet (RJ45)	1	-
Audio: line-in/microphone	1	-
Audio: line-out/headphone	1	-
Kensington Lock support	1	-
Weight	0.405 kg	0.345 kg
Dimensions	250x108x65 mm	319x201.3x15 mm
Warranty period	1 year (depending on country)	1 year (depending on country)
Warranty type	Bring-In/Send-In Service (depending on country)	Bring-In/Send-In Service (depending on country)
Order code	S26391-F2167-L100	S26391-F2114-L2xx



FUJITSU Accessories	USB Type-C Port Replicator for LIFEBOOK P728, P727, T938, T937, STYLISTIC Q738, V727	STYLISTIC Q738 / V727 CRADLE
Power on switch	1	-
DC-in	1 (19 V)	1 (19 V)
USB 2.0 total	3	-
USB 3.0 total	1	3
VGA	1 (up to 1,920x1,200)	1 (up to 1,920x1,200)
HDMI	1 (1,920x1,200)	1 (1,920x1,200)
DisplayPort	1 (up to 3,840x2,160)	-
DVI	-	-
LAN/Ethernet (RJ45)	1	1
Audio: line-in/microphone	1 combo jack	-
Audio: line-out/headphone	-	-
Kensington Lock support	-	1
Weight	0.340 kg	0.440 kg
Dimensions	219x75x22.9-26.0 mm	0.24x0.3x0.98 mm
Warranty period	2 years (depending on country)	2 years (depending on country)
Warranty type	Bring-In/Send-In Service (depending on country)	Bring-In/Send-In Service (depending on country)
Order code	S26391-F1667-L100	S26391-F3147-L100

Warranty period and Warranty type: 2 years Bring-In/Send-In Service (depending on country).
For "xx" see country code list on page 143.

Accessories

Port Replicators

Notebooks



FUJITSU Accessories	Port Replicator for LIFEBOOK E7x6, E5x7 CELSIUS H770	Port Replicator for LIFEBOOK S937, S938
Power on switch	1	1
DC-in	1 (19 V)	1 (19 V)
0-watt compatibility	yes	yes
USB 3.1 (Gen. 1) Typ-A	4	4
USB 3.1 (Gen. 1) Typ-G	-	-
VGA	1 (up to 1920x1200)	1 (up to 1920x1200)
HDMI	-	-
DisplayPort ¹⁾	2 (up to 2560x1600) – 1 DP shared with DVI, works exclusive with DVI	1 (up to 2560x1600)
DVI ¹⁾	1 (up to 1920x1200) – shared with 1 of the display ports – works exclusive with DP	1 (up to 1920x1200)
LAN/Ethernet (RJ45)	1	1
Audio: line-in/microphone	1	-
Audio: line-out/headphone	1	-
Kensington Lock support	2 (1 x Port Rep only, 1 x PR & System)	1 (Port Rep only)
Key Lock support	-	-
Weight	0.540 kg	0.650 kg
Dimensions	394x108x27 mm	343x150x30 mm
Warranty period	2 years (depending on country)	2 years (depending on country)
Warranty type	Bring-In/Send-In Service (depending on country)	Bring-In/Send-In Service (depending on country)
Order code	S26391-F1337-L109	S26391-F1557-L100



Port Replicator for LIFEBOOK U7, E5x8 Series	USB Type-C Port Replicator for LIFEBOOK U7, U938
1	1
1 (19 V)	1 (19 V)
no	no
4	3
2	1
1 (up to 1920x1200)	1 (up to 1920x1200)
-	1 (1920x1200)
2 (up to 4096x2160)	1 (up to 3840x2160)
1 (up to 1920x1200)	-
1	1
1	1 combo jack
1	-
1	-
0,520 kg	0,340 kg
350x97x29 mm	219x75x22.9-26.0 mm
2 years (depending on country)	2 years (depending on country)
Bring-In/Send-In Service (depending on country)	Bring-In/Send-In Service (depending on country)
S26391-F1607-L109	S26391-F1667-L100
S26391-F1607-L209 (with key lock)	

Accessories

Miscellaneous



For protection and privacy	
Privacy filter, 33.8 cm (13.3-inch), 16:9	S26391-F6097-L134
Privacy filter 35.6 cm (14.0-inch), 16:9	S26391-F6097-L115
Privacy filter 39.6 cm (15.6-inch), 16:9	S26391-F6097-L317
Privacy filter 13.3 inch/16:9 for LIFEBOOK S936 touch and S935 touch	S26391-F6097-L361
Anti-Glare foil 2.1 cm (8.3 inch), 16:10	S26391-F6097-L362
Privacy filter 12.5 inch, 16:9	S26391-F6097-L363

Warranty period and Warranty type: 2 years Bring-In/Send-In Service (depending on country)

¹⁾ Please note either DisplayPort or DVI work. In case where both are connected, DisplayPort has higher priority.



FUJITSU Security Solutions Protection of Valuable Data

- Fujitsu offers a wide range of innovative security solutions addressing common security threats
- Fujitsu's security products and solutions are easy to integrate in existing IT infrastructures
- Continuous market research & development ensures to offer the best security solution at the right time to protect the devices against known threats
- Advanced solutions like the unique PalmSecure™ feature the latest generation of biometric authentication technology



→ www.fujitsu.com/fts/security

Security Solutions

Access Protection



FUJITSU	PalmSecure ID Match	PalmSecure ID Access PSN900
Type	Biometric Multi Factor Access Terminal	Biometric Physical Access Control Terminal
Technology	Palm Vein Scanner	Palm Vein Scanner
Interface	LAN and USB	LAN or USB
Weight	810 g	1000 g
Dimensions (WxDxH)	262 x 125 x 96 mm	132 x 38 x 302 mm
Description	The FUJITSU PalmSecure ID Match device adds a new dimension to your security solution, whether it is protecting access, data or payment. It matches the unique palm vein scan with the biometric template stored on an individual SmartCard to avoid implementing a central database and keeping the process strictly personal.	FUJITSU Accessory PalmSecure ID Access PSN900 is an ideal device for physical access control and time & attendance solution using FUJITSU PalmSecure vein scanning technology. The PSN900 terminal with integrated PalmSecure sensor ensures advanced biometric authentication and is easy to integrate into existing hardware infrastructures. For multi-factor authentication the system can be combined with other authentication factors like pin pad or SmartCard technologies.
Special features	ARM 8 Cortex with crypto co-processor 4,3 inch touch display PalmSecure Sensor (M1E) contact and RFID card reader AC adapter 12V 36W SDK for integration in solution	Vein pattern hidden under the skin makes forgery very difficult Unique even among identical twins Never changes - stays same throughout life Detectable only when blood is flowing Palm vein patterns are very complex >5 million reference points Palm veins insensitive against environment (cold temperature, creamy hands, skin scratches) Very hygienic due to non-contact operation to sensors Fast, easy and intuitive to use
Order code	S26361-K1500-V115	S26381-K434-L9xx
Warranty period	2 years (depending on country)	2 years (depending on country)
Warranty type	Bring-In/Send-In Service (depending on country)	Bring-In/Send-In Service (depending on country)

PalmSecure ID Access PSN900 Lite	PalmSecure OEM Sensor	PalmSecure F Pro OEM Sensor
TYPE: Biometric Physical Access Control Terminal	Palm vein scanner	Palm vein scanner sensor
Palm Vein Scanner	Palm vein scanner	Palm Vein Scanner
	Recommended connector at the Sensor side: ACON brand: MNC12-5K5210 or equivalent	USB Micro
1000 g	35 g max	29 g
108x34x175 mm	35x35x27 mm	29x29x13 mm
PalmSecure ID Access PSN900 Lite is an ideal device for physical access control and time & attendance solution using FUJITSU PalmSecure vein scanning technology. The PSN900 Lite terminal with integrated PalmSecure sensor ensures advanced biometric authentication and is easy to integrate into existing hardware infrastructures. Power supply optional with Power over ethernet (PoE) makes it even more easy.	The FUJITSU PalmSecure OEM Sensor captures an individual's palm image with a near-infrared light for highly secure logins. The sensor cube is designed specifically for integration in other products and solutions. It provides the opportunity to build custom secure access equipment based on FUJITSU PalmSecure technology.	The Fujitsu PalmSecure F Pro Sensor captures an individual's palm image with a near-infrared light for highly secure logins. The sensor cube is designed specifically for integration in other products and solutions. It provides the opportunity to build custom secure access equipment based on Fujitsu PalmSecure technology.
High Security: Vein pattern hidden under the skin makes forgery very difficult unique even among identical twins Never changes - stays same throughout life. Detectable only when blood is flowing. High Accuracy: Palm vein patterns are very complex >5 million reference points Palm veins insensitive against environment (cold temperature, creamy hands, skin scratches). High Acceptance : Very hygienic due to non-contact operation to sensors. Fast, easy and intuitive to use.	Ultra-low false accept and false reject rates Encrypted template storage Enterprise level event logging Compatible with leading SSO providers Compatible with Microsoft Active Directory and Microsoft Winlogon	Security: Highly secure biometric solution through palm vein authentication. It provides a powerful combination of strong biometric authentication for log-in security, access management and data protection for enterprise environments. Usability and Ergonomics: PalmSecure is effortless to use. Simply hold the palm over the small infrared scanner and within a second the identity is verified. PalmSecure is completely hygienic because the system is contactless. Designed for OEMs: Provides an off the shelf biometric identification solution for original equipment manufacturers (OEMs) to integrate into their access systems.
S26381-K434-L801 EU S26381-K434-L802 GB S26381-K434-L800 Palmpass One V33 2 Core	S26381-K434-L100	S26381-K434-L150
2 years (depending on country) Bring-In/Send-In Service (depending on country)	2 years (depending on country) Bring-In/Send-In Service (depending on country)	2 years (depending on country) Bring-In/Send-In Service (depending on country)

Security Solutions

Access Protection



FUJITSU	PalmSecure F Pro Mouse	PalmSecure U Guide
Type	3 Button wheel USB mouse with integrated PalmSecure Sensor	Optimal palm positioning
System compatibility	Windows 7 and newer	-
Interface	USB cable	-
Weight	105 g	251 g
Dimensions (WxDxH)	63 x 120 x 39 mm	140 x 170 x 110 mm
Description	CE, FCC, VCCI	The FUJITSU PalmSecure U Guide is designed for use in conjunction with the FUJITSU PalmSecure OEM Sensor. The sensor snaps into the base of the PalmSecure U Guide for easy mounting at a secure access point such as the entrance to a laboratory. The PalmSecure U Guide allows users to effortlessly position their hand optimally for scanning.
Special features	Optical USB wheel mouse with integrated PalmSecure sensor (M1E) and removable handguide for easy enrollment	Heavy duty plastic housing
Order code*	S26381-K435-L201	S26381-K434-L550 (for F Pro) xxx-L500 (for OEM Sensor)

FUJITSU	PalmSecure F Pro Standard
Type	Palm vein scanner sensor inc. USB cable
Interface	USB micro
Weight	35 g
Dimensions (WxDxH)	46 x 46 x 16 mm
Description	The Fujitsu PalmSecure F Pro Standard Sensor captures an individual's palm image with a near-infrared light for highly secure logins. The sensor with housing and USB cable is designed specifically for use as stand alone device.
Special features	Security: Highly secure biometric solution through palm vein authentication. It provides a powerful combination of strong biometric authentication for log-in security, access management and data protection for enterprise environments. Usability and Ergonomics: PalmSecure is effortless to use. Simply hold the palm over the small infrared scanner and within a second the identity is verified. PalmSecure is completely hygienic, because the system is contactless.
Order code*	S26381-K436-L150



FUJITSU	Dual SmartCard Reader D323	SmartCard Reader Cloud 2700R
Type	SmartCard Reader Internal	USB smartcard reader/writer
Design	SCR for internal use with desktop, thin client and workstation	Ergonomic stand alone SmartCard Reader incl Standing Base Kit for single-hand use
System compatibility	USB	Windows XP and newer
Interface	USB	USB cable
SmartCard-Interface	ISO 7816 1-4 standard	Contact card reader ISO7816
Weight	195 g	205 g with standing base
Dimensions (WxDxH)	102 x 127 x 26 mm	70 x 63 x 62 mm
Standards	CE WEEE RoHS EN 60950	CE, FCC, UL, VCCI CCID compliant PC/SC compatible Supports ISO/IEC 7816
Special features	Contact card reader	EMV level 1
Order code**	S26361-F1260-L540	S26381-F2700-L100

FUJITSU	SCR 3500A WHITE
Type	USB SmartCard Reader
Design	Foldable USB SmartCard Reader
System compatibility	USB 2.0
Interface	USB
SmartCard-Interface	ISO 7816
Weight	10 g
Dimensions (WxDxH)	48 x 20 x 12 mm
Standards	CE FCC Class B cULus ICES-003 Class B RoHS WEEE VCCI
Special features	Foldable USB SmartCard Reader
Order code**	S26381-F350-L101

*Warranty period and Warranty type: 2 years Bring-In/Send-In Service (depending on country)

**Warranty period and Warranty type: 1 year Bring-In/Send-In Service (depending on country)

Security Solutions

Access Protection



FUJITSU	Keyboard KB100 SCR (grey and black)	Keyboard KB100 SCR eSIG
Type	Unrivalled combination of security and professional keyboard SmartCard terminal according to CCID specification V 1.10 drivers: PC/SC 2.0, CT-API	Unrivalled combination of security and professional keyboard SmartCard terminal according to CCID specification V 1.10 drivers: PC/SC 2.0, CT-API
Keys additional	4 multifunction keys: volume up, volume down, play/pause, calculator	4 multifunction keys: volume up, volume down, play/pause, calculator
Technology	Keyboard with contact SmartCard reader	Keyboard with contact SmartCard reader
Height adjustment	5.5° and 10°	5.5° and 10°
Interface	USB	USB
Weight	780 g	780 g
Dimensions (WxDxH)	460x203x51 mm	460x203x51 mm
Description	Reads and writes on SmartCards according to ISO 7816-1.4 Secure PIN-Entry class 2 reader	Reads and writes on SmartCards according to ISO 7816-1.4 Secure PIN-Entry class 2 reader
Special features	SmartCard terminal according to CCID specification V 1.10 drivers: PC/SC 2.0, CT-API EMV Level 1	SmartCard terminal according to CCID specification V 1.10 drivers: PC/SC 2.0, CT-API EMV Level 1 Common Criteria: EAL3+ Electronic signature
Order code	S26381-K100-L1xx (grey) S26381-K100-L4xx (black)	S26381-K101-L120 (only German Layout available)

Security Solutions Theft Protection



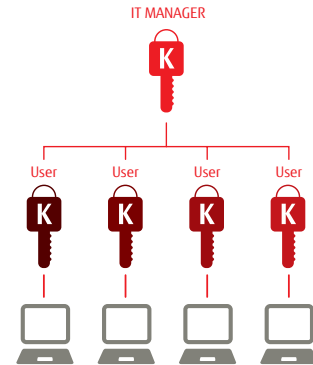
FUJITSU	PocketSaver	Combination Ultra
Lock solution / key style	Round key	Four wheel combination
Cable length	1200 mm	1800 mm
Cable diameter	2 mm	6 mm
Carbon-tempered steel	-	-
For thin notebooks	-	-
Master Access available	-	-
Order code	S26391-F6045-L100	S26361-F1650-L510

MicroSaver DS Ultra Thin	MicroSaver Slim 2.0	MicroSaver Twin
Flat key	Round key	Round key
1500 mm	1800 mm	2200 mm
4 mm	5 mm	5.3 mm
yes	yes	yes
yes	-	-
Master Access on demand	Master Access on demand	Master Access on demand
S26361-F1650-L900 For order code of Master Access version please contact pm-accessories@ts.fujitsu.com	S26361-F1650-L202 For order code of Master Access version please contact pm-accessories@ts.fujitsu.com	S26361-F1650-L600 For order code of Master Access version please contact pm-accessories@ts.fujitsu.com



FUJITSU	MiniSaver Mobile Lock
Lock solution / key style	Flat key
Cable length	2 m
Cable diameter	5 mm
Carbon-tempered steel	yes
For thin notebooks	yes
Master Access available	-
Order code	S26361-F1650-L910

MicroSaver® Master Access



Customized Master key solutions on demand
For individual project advice,
contact to: pm-accessories@ts.fujitsu.com



FUJITSU Dot Matrix Printer

- Professional quality dot matrix printer for use in any business environment
- The 24-pin DL series dot-matrix printer is ideal for heavy duty printing of multi-part invoices, sales orders and other similar documents
- The Dot Matrix Printer features automatic paper parking and loading, auto tear off and bar code printing capabilities
- LAN cards available as an optional add-on
- Various printer accessories are available



→ www.fujitsu.com/fts/products/computing/peripheral/printers

Dot Matrix Printers



FUJITSU Dot Matrix Printers	DL7400 Pro
Printing technology	24-wire dot matrix, bi-directional
Printing speed – High speed draft quality, max. 12 cpi/10 cpi	606/505
Resolution	max. 360x360 dpi
Character sets	ISO 8859-1/ECMA94, 37 national character sets (Slovenia, Croatia, Turkey, CSFR, Poland, Russia, Ukraine, and so on) and Barcodes (3 of 9, EAN13, EAN8 etc.)
Resident fonts	Bitmap: Courier 10, Prestige Elite 12, Pica 10, Boldface PS, OCR-A, OCR-B, Compression, Correspondence, Draft Outline: Courier, Timeless, Nimbus Sans (Outline)
Printing columns – at 10 cpi	136
Form feed speed – Inch per second	6
Number of copies – max incl. original	8
Paper thickness, max. (mm)	0.57
Paper width – Cut sheet (mm)	55 – 420
Paper width – Continuous (mm)	102 – 420
Paper feeding Standard – Bi-directional push-feed tractor	yes
Paper feeding Options – Top-cut-sheet feeder	
Paper feeding Options – Front-cut-sheet feeder	Single sheet / optional cut sheet feeder
Paper feeding Options – Rear push-feed tractor	Single sheet / optional cut sheet feeder
Paper feeding Options – Stacker unit	yes
Emulation	FUJITSU DPL 24C PLUS, IBM ProPrinter XL24E, EPSON ESC/P2
Interfaces	Paralell (IEEE1284) + USB 1.1 (depending on model) Network connectivity through optional LAN card (USB models only)
Paper-park function / Auto-load function	yes
Auto tear-off	yes
Automatic paper thickness control	yes
Host controlled paper path (HCPP)	yes
Dimensions (WxDxH)	600x350x290 mm

FUJITSU	Optional accessories for Dot Matrix Printer DL7400 Pro
Accessories	LAN BOARD DL7x00PRO S26391-F1051-L923 CUT SHEET FEEDER DL7x00 S26391-F1051-L902 TRACTOR UNIT DL7x00 S26391-F1051-L903 PRINT HEAD DL7400PRO S26391-F1051-L921 PRINTER RIBBON PREMIUM DL7400PRO KA02086-C802 PRINTER RIBBON PREMIUM DL7600PRO KA02087-D811

FUJITSU Document Scanners

Fujitsu is an established leader in the capture market providing state-of-the-art and award winning scanning hardware that delivers speed, impressive image quality and unsurpassed paper handling.

Fujitsu's all encompassing range means that you can address your scanning requirements whether at the desktop, departmentally through centralized network scanning or at production level. Organizations of all sizes can benefit from the various document-imaging scanners available in the FUJITSU ScanSnap and fi-series product lines. Delivering an unbeatable combination of affordability and performance, FUJITSU scanners offer a variety of innovative features developed for automation improvement in document management, archiving, workflow or forms processing applications, cost reduction and contribution to the environment whilst at the same time a host of innovative functions and software bundlings help to minimise operator time both pre, during and post processing.

ScanSnap Scanners:

Taking the complication out of document imaging with one-touch and intuitive usability. Perfect for home and small business environments, the ScanSnap family of scanners brings duplex multi-sheet scanning to everyone, combining performance and affordability in a compact size.

Desktop Workgroup Scanners:

Ideal for the small to medium-sized organizations or single-department applications, FUJITSU's Desktop Workgroup Scanners form the foundation of a document management solution. Easy to use and cost effective they can accommodate a wide variety of paper sizes providing unsurpassed functionality and superior performance.

Production Scanners:

Production environments call for extremely high performance, high throughput, flexibility and reliability. FUJITSU's world renowned production scanners satisfy these requirements, enabling users to scan up to 100,000 pages per day.

Bundled with FUJITSU's fi range of scanners are PaperStream IP* and PaperStream Capture* which are a genuinely developed TWAIN and ISIS scanner driver and capturing software application, designed for enhanced image processing and batch scanning.

For further information visit
→ emea.fujitsu.com/scanners



Scanners

ScanSnap



FUJITSU Scanner	S1100i	iX100	S1300i	iX500	SV600
Simplex Speed at 300 dpi A4 Portrait	7.5 seconds per page	5.2 seconds per page	12 pages per minute (colour 150 dpi)	25 pages per minute (colour 150 dpi)	A3 Landscape in 3 seconds
Duplex Speed at 300 dpi A4 Portrait	-	-	24 images per minute (colour 150 dpi)	50 images per minute (colour 150 dpi)	N/A
Scanning Modes	Colour, grayscale, monochrome	Colour, grayscale, monochrome	Colour, grayscale, monochrome	Colour, grayscale, monochrome	Colour, grayscale, monochrome
ADF capacity	1	1	10	50	N/A
Optical resolution	600	600	600	600	600
Minimum paper size	25.4x25.4 mm	25.4x25.4 mm	50.8x50.8 mm	50.8x50.8 mm	25.4x25.4 mm
Maximum paper size	216x360 mm (A3 possible)	216x360 mm (A3 possible)	216x360 mm	216x360 mm (A3 possible)	432x300 mm
Long document scanning	yes	yes	yes	yes	N/A
Flatbed	no	no	no	no	no
Interface	USB 2.0 (USB 1.1 compatible)	USB 2.0 (USB 1.1 compatible)	USB 2.0 (USB 1.1 compatible)	USB 3.0 (2.0/1.1 compatible)	USB 2.0 (USB 1.1 compatible)
Weight	350 g	400 g	1.4 kg	3 kg	3 kg
Dimensions (WxDxH)	273x47.5x34 mm	273x47.5x36 mm	284x99x77 mm	292x159x168 mm	210x156x383 mm
Powered by	USB	Lithium-ion battery	AC or USB	AC	AC
Power consumption, operating	2.5 W or less	4.7 W or less	9 W or less	20 W or less	20 W or less
Power consumption, sleep	1 W or less	2.2 W or less	2.6 W or less	1.6 W or less	2.6 W or less
Paper Counter	no	no	yes	yes	no
Deskew and Autocropping	yes	yes	yes	yes	yes
Ultrasonic Double Feed Detection	no	no	no	yes	no
Bundled Software	ScanSnap Manager, ScanSnap Organizer, CardMinder, ABBYY FineReader for ScanSnap, Evernote, Scan to Microsoft SharePoint, ScanSnap Receipt, ScanSnap Sync	ScanSnap Manager, ScanSnap Organizer, CardMinder, ABBYY FineReader for ScanSnap, Scan to Microsoft SharePoint, ScanSnap Receipt, ScanSnap Sync, ScanSnap Cloud	ScanSnap Manager, ScanSnap Organizer, CardMinder (PC), Cardiris (Mac), ABBYY FineReader for ScanSnap, Scan to Microsoft SharePoint, ScanSnap Receipt, ScanSnap Sync	ScanSnap Manager, ScanSnap Organizer, CardMinder, ABBYY FineReader, Evernote, Scan to Microsoft SharePoint, ScanSnap Receipt, ScanSnap Sync, Nuance Power PDF for Win and Nuance PDF Converter for Mac, ScanSnap Cloud	ScanSnap Manager, ScanSnap Organizer/Preview, CardMinder, ABBYY FineReader, Evernote, Scan to Microsoft SharePoint, ScanSnap Receipt, ScanSnap Sync, Nuance Power PDF for Win and Nuance PDF Converter for Mac
Product Warranty	12 months Advance Exchange – Next Business Day	12 months Advance Exchange – Next Business Day	12 months Advance Exchange – Next Business Day	12 months Advance Exchange – Next Business Day	12 months Advance Exchange – Next Business Day
Part Number	PA03610-B101	PA03688-B001	PA03643-B001	PA03656-B301	PA03641-B301
Scan to:	Scan to PDF, searchable PDF, Folder, Printer, Email, PowerPoint, Excel, Word, SharePoint, ScanSnap Organizer, SugarSync, Evernote, Salesforce Chatter, Google Docs, iPhoto, CardMinder, Folder, iPad, iPhone, Android, Dropbox, Kindle, Receipt	Scan to PDF, searchable PDF, Folder, Printer, Email, PowerPoint, Excel, Word, SharePoint, ScanSnap Organizer, SugarSync, Evernote, Salesforce Chatter, Google Docs, iPhoto, CardMinder, Folder, iPad, iPhone, Android, Dropbox, Kindle, Receipt	Scan to PDF, Folder, Printer, Email, PowerPoint, Excel, Word, SharePoint, ScanSnap Organizer, SugarSync, Evernote, Salesforce Chatter, Google Docs, iPhoto, CardMinder, Folder, iPad, iPhone, Rack2-Filer, Android, Dropbox, Kindle, Receipt	Scan to PDF, Folder, Printer, Email, PowerPoint, Excel, Word, SharePoint, ScanSnap Organizer, SugarSync, Evernote, Salesforce Chatter, Google Docs, CardMinder, Folder, iPad, iPhone, Rack2-Filer, Android, Dropbox, Kindle, Receipt	Scan to PDF, Folder, Printer, Email, PowerPoint, Excel, Word, SharePoint, Organizer, SugarSync, Evernote, Salesforce Chatter, Google Docs, Rack2-Filer, Dropbox, CardMinder, iPad, iPhone, Android, Kindle, Receipt
Extras	Scan wirelessly via a host PC to a smart device, Scan to A3 with use of carrier sheet	Scan wirelessly via Wi-Fi connection or via the ScanSnap Connect App, Scan two or more small items simultaneously, automatically stitches A4 pages of an A3 document together	-	Scan to A3 with use of carrier sheet	Scan everyday documents including loose paper, bound material and delicate items, automatic image correction
Options	Case, Carrier sheets, Cleaning kit, Service upgrades	Hard and soft case, Carrier sheets, Cleaning kit, service upgrade	Case, Carrier sheets, Consumable kit, Cleaning kit, Service upgrades	Case, Carrier sheets, Consumable kit, Cleaning kit, Service upgrades	Cleaning kit, Service upgrade, background pad
Further information	www.ScanSnapit.com	www.ScanSnapit.com	www.ScanSnapit.com	www.ScanSnapit.com	www.ScanSnapit.com

Scanners

Desktop and Workgroup Scanners



FUJITSU Scanner	fi-65f	fi-7030	fi-7140/fi-7240	fi-7160/fi-7260	fi-7180/fi-7280
Simplex Speed at 300 dpi A4 Portrait	1 mono A6 scan in 1 second (AC) 1 mono A6 scan in 2 seconds (USB)	27 pages per minute	40 pages per minute	60 pages per minute	80 pages per minute
Simplex Speed at 200 dpi A4 Portrait	1 colour A6 scan in 1.7 seconds (AC) 1 colour A6 scan in 2 seconds (USB)	27 pages per minute	40 pages per minute	60 pages per minute	80 pages per minute
Duplex Speed at 300 dpi A4 Portrait	-	54 images per minute	80 images per minute	120 images per minute	160 images per minute
Duplex Speed at 200 dpi (A4P)	-	54 images per minute	80 images per minute	120 images per minute	160 images per minute
Scanning Modes	Colour, grayscale, monochrome	Colour, grayscale, monochrome	Colour, grayscale, monochrome	Colour, grayscale, monochrome	Colour, grayscale, monochrome
ADF capacity	-	50	80	80	80
Optical resolution	600	600	600	600	600
Paper size	Up to A6	A8 to A4	A8 to A4	A8 to A4	A8 to A4
Minimum paper size	-	50.8x50.8 mm	52x74 mm	52x74 mm	52x74 mm
Maximum paper size	105x148 mm	216x355.6 mm	216x355.6 mm	216x355.6 mm	216x355.6 mm
Long document scanning	-	yes up to 5,588 mm	yes up to 5,588 mm	yes up to 5,588 mm	yes up to 5,588 mm
Flatbed	yes	no	fi-7240 only	fi-7260 only	fi-7280 only
Interface	USB 2.0	USB 2.0	USB 2.0	USB 3.0 (USB 2.0 compatible)	USB 3.0 (USB 2.0 compatible)
Weight	900 g	2.9 kg	4.2 kg fi-7140, 8.8 kg fi-7240	4.2 kg fi-7160, 8.8 kg fi-7260	4.2 kg fi-7180, 8.8 kg fi-7280
Dimensions (WxDxH)	145x234x40 mm	290x146x130 mm	300x170x163 mm fi-7140, 300x577x234 mm fi-7240	300x170x163 mm fi-7160, 300x577x234 mm fi-7260	300x170x163 mm fi-7180, 300x577x234 mm fi-7280
Powered by	AC or USB	AC	AC	AC	AC
Power consumption, operating	8 W or less	17 W or less	38 W or less fi-7140, 39 W or less fi-7240	38 W or less fi-7160, 41 W or less fi-7260	42 W or less fi-7180, 43 W or less fi-7280
Power consumption, sleep	2 W or less	1.1 W or less	1.8 W or less	1.8 W or less	1.8 W or less
Paper Counter	yes	yes	yes	yes	yes
Deskew and Autocropping	yes	yes	yes	yes	yes
Ultrasonic Double Feed Detection	no	yes and Ultrasonic Intelligent Multifeed Detection	yes and Intelligent Sonic Paper Protection	yes and Intelligent Sonic Paper Protection	yes
Bundled Software	PaperStream IP Driver (TWAIN / ISIS), PaperStream Capture	PaperStream IP Driver (TWAIN / ISIS), PaperStream Capture, Error Recovery Guide, ScanSnap Manager for fi Series, Scanner Central Admin tools	PaperStream IP Driver (TWAIN / ISIS), PaperStream Capture, Error Recovery Guide, ScanSnap Manager for fi Series, Scanner Central Admin tools	PaperStream IP Driver (TWAIN / ISIS), PaperStream Capture, Error Recovery Guide, ScanSnap Manager for fi Series, Scanner Central Admin tools	PaperStream IP Driver (TWAIN / ISIS), PaperStream Capture, Error Recovery Guide, ScanSnap Manager for fi Series, Scanner Central Admin tools
Product Warranty	12 months Advance Exchange – Next Business Day	12 months Advance Exchange – Next Business Day	12 months Advance Exchange – Next Business Day	12 months Advance Exchange – Next Business Day	12 months Advance Exchange – Next Business Day
Part Number	PA03595-B001	PA03750-B001	PA03670-B101 fi-7140, PA03670-B601 fi-7240	PA03670-B051 fi-7160, PA03670-B551 fi-7260	PA03670-B001 fi-7180, PA03670-B501 fi-7280
Extras	Removable cover	Paper Protection, Auto colour detection, Auto page size detection, Blank page deletion, Image emphasis, Error diffusion, Dither, Simplified DTC, Moire removal, Dropout colour	Skew reducer	Intelligent Sonic Paper Protection, Skew reducer	Intelligent Sonic Paper Protection, Skew reducer
Options	Service upgrades	Carrier sheets for A3 scanning, Cleaning and Consumable kits, Service Upgrades	Post imprinter fi-7140 only, Black document pad fi-7240 only, Carrier Sheets, Cleaning and Consumable kits, Service upgrades	Post imprinter fi-7160 only, Black document pad fi-7260 only, Carrier Sheets, Cleaning and Consumable kits, Service upgrades	Post imprinter fi-7180 only, Black document pad fi-7280 only, Carrier Sheets, Cleaning and Consumable kits, Service upgrades
Further information	http://emea.fujitsu.com/scanners	http://emea.fujitsu.com/scanners	http://emea.fujitsu.com/scanners	http://emea.fujitsu.com/scanners	http://emea.fujitsu.com/scanners

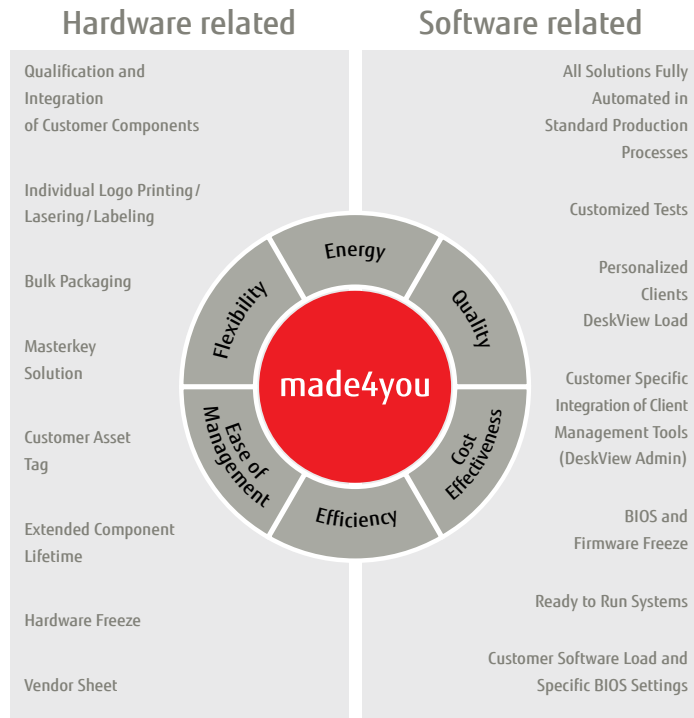
Scanners Production Scanners



Network Scanner

FUJITSU Scanner	fi-7600 / fi-7700	fi-7460 / fi-7480
Simplex Speed at 300 dpi (A4P)	80 pages per minute	60(fi-7460) / 80(fi7480) ppm
Simplex Speed at 200 dpi (A4P)	80 pages per minute	60(fi-7460) / 80(fi7480) ppm
Duplex Speed at 200 dpi (A4P)	160 images per minute	120(fi-7460) / 160(fi7480) ppm
Duplex Speed at 300 dpi (A4P)	160 images per minute	120(fi-7460) / 160(fi7480) ppm
Scanning Modes	Colour, grayscale, monochrome	Colour, grayscale, monochrome
ADF capacity	300	80
Optical resolution	600	600
Paper size	A8 to A3	A8 to A3
Minimum paper size	50.8x69 mm	50.8x69 mm
Maximum paper size	304.8x431.8 mm	304.8x431.8 mm
Long document scanning	yes up to 5,548 mm	Yes up to 5,588 mm
Flatbed	no fi-7600 / yes fi-7700	no
Interface	USB 3.0	USB 3.0
Weight	11 kg fi-7600 / 35 kg fi-7700	7.6 kg
Dimensions (WxDxH)	236 x 432 x 300 mm fi-7600, 706 x 500 x 345 mm fi-7700	380 x 209 x 168 mm
Powered by	AC	AC
Power consumption, operating	64 W or less	36 W or less fi-7460, 43 W or less fi-7480
Power consumption, sleep	1.7 W or less	1.4 W or less
Paper Counter	yes	yes
Deskew and Autocropping	yes	yes
Ultrasonic Double Feed Detection	yes and Ultrasonic Intelligent Multifeed Detection	Yes and Intelligent Sonic Paper Protection
Bundled Software	PaperStream IP Driver (TWAIN / ISIS), PaperStream Capture, Error Recovery Guide, ScanSnap Manager for fi Series, Scanner Central Admin tools	PaperStream IP Driver (TWAIN / ISIS), PaperStream Capture, Error Recovery Guide, ScanSnap Manager for fi Series, Scanner Central Admin tools
Product Warranty	12 months Onsite Service – Next Business Day	12 months Advance Exchange – Next Business Day
Part Number	fi-7600 PA03740-B501, fi-7700 PA03740-B001	PA03710-B051 fi-7460, PA03710-B001 fi-7480
Extras	Auto colour detection, auto page size detection, blank page deletion, Image emphasis, Error diffusion, Dither, Simplified DTC, Moire removal, Dropout colour	Skew reducer
Options	Post Imprinter, Cleaning and Consumable kits, Service upgrades	Post imprinter, Cleaning and Consumable kits, Service upgrades
Further information	http://emea.fujitsu.com/scanners	http://emea.fujitsu.com/scanners

fi-6400 / fi-6800	fi-5950	N7100
85(fi-6400) / 100(fi-6800)ppm	105 pages per minute	25 pages per minute
85(fi-6400) / 100(fi-6800)ppm	105 pages per minute	25 pages per minute
100(fi-6400) / 200(fi-6800)ppm	210 images per minute	50 images per minute
100(fi-6400) / 200(fi-6800)ppm	210 images per minute	50 images per minute
Colour, grayscale, monochrome	Colour, grayscale, monochrome	Colour, grayscale, monochrome
500	500	50
600	600	600
A8 to A3	A8 to A3	A8 to A4
52x74 mm	52x74 mm	52x74 mm
297 x 420 mm	297 x 420 mm	210 x 297 mm
yes up to 3,048 mm	yes up to 3,048 mm	yes up to 3,048 mm
no	no	no
USB 2.0 / SCSI	USB 2.0 / SCSI	10BASE-T, 100BASE-TX, 1000BASE-T
32 kg	50 kg	6 kg
460x430x310 mm	540x540x500 mm	300x232x172 mm
AC	AC	AC
200 W or less	250 W or less	38 W or less
3.2 W or less	3.2 W or less	0.5 W or less
yes	yes	yes
yes	yes	yes
yes and Ultrasonic Intelligent Multifeed Detection	yes and Ultrasonic Intelligent Multifeed Detection	yes
PaperStream IP Driver (TWAIN / ISIS), PaperStream Capture, Error Recovery Guide, ScanSnap Manager for fi Series, Scanner Central Admin tools	PaperStream IP Driver (TWAIN / ISIS), PaperStream Capture, Error Recovery Guide, ScanSnap Manager for fi Series, Scanner Central Admin tools	Error Recovery Guide, Scanner Central Admin tools
12 months Onsite Service – Next Business Day	12 months Onsite Service – Next Business Day	12 months Advance Exchange – Next Business Day
PA03575-B401 fi-6400, PA03575-B061 fi-6800	PA03450-B561	PA03706-B001
Paper Protection, Auto colour detection, auto page size detection, blank page deletion, Image emphasis, Error diffusion, Dither, Simplified DTC, Moire removal, Dropout colour	Paper Protection, Auto colour detection, auto page size detection, blank page deletion, Image emphasis, Error diffusion, Dither, Simplified DTC, Moire removal, Dropout colour	8.4 inch touchscreen with integrated on screen keyboard (USB keyboard potential), Folder Authentication: Active Directory, OpenLDAP, Scan to network folder / FTP server, email, Print, Fax, SharePoint folder, Cloud service
Post imprinter for front or back of documents, Cleaning and Consumable kits, Service upgrades	Pre and Post Imprinter, Cleaning and Consumable kits, Service upgrades	Carrier Sheets, Cleaning and Consumable kits, Service upgrades
http://emea.fujitsu.com/scanners	http://emea.fujitsu.com/scanners	http://emea.fujitsu.com/scanners



Make the Difference

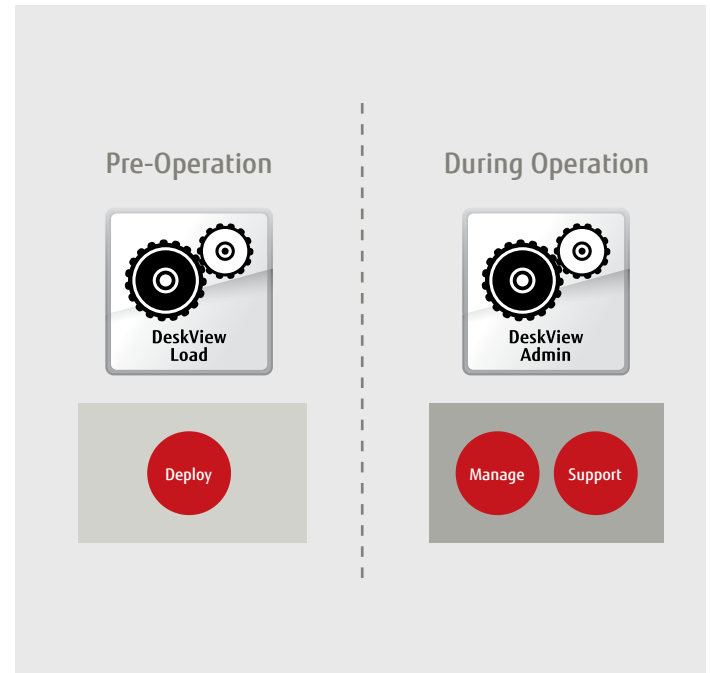
The combined impact of customer location, internal pre-requisites and the size of the company demand tailor-made IT solutions. We fulfill the individual requirements and wishes of our customers perfectly. We customize STYLISTIC tablet PCs, LIFEBOOK notebooks, FUTRO thin clients, ESPRIMO desktops, CELSIUS workstations and PRIMERGY industrial servers to your corporate specific needs. Therefore we offer best-practise customizing services for hardware and software related changes, add-on services to improve processes and an extended lifetime for our products to ensure a continuous quality control in rollouts.

Benefits

- One face to the customer
- Rollout optimization and technical consulting services
- Product individuality – configurations fitting perfectly to customer specific demands
- Product continuity with our highly-developed life cycle management

→ www.fujitsu.com/fts/made4you

DeskView



DeskView Load

DeskView Load is a flexible and efficient solution for personalized first installations of operating system and applications, including the first-time boot of a computer system, which takes into account the optimized End-to-End processes. In optimizing customers/partners IT processes and pre-installing their PCs, DeskView Load not only saves them time and potentially money, but also provides the customer/partner with a flexible solution, appropriate to their needs.

Ideally the target systems don't have to be "touched" again, eliminating the need to unbox, "touch" and re-box the systems and the logistics/warehouse issues involved.

DeskView Load uses best practices, which have developed over a number of years, offering a wide range of solutions, adapting to various scenarios and meeting their specific requirements in the most diverse stages of a rollout.

→ www.fujitsu.com/fts/deskview

Fujitsu's Security Solutions

Smart security for the future workplace

Resolving the Security Challenge

In an ultra-connected business world where cyberattackers are smarter than ever, only a handful of organizations still think that a security breach is something that only happens to other companies. The 2017 Data Breach Investigations Report (10th Edition) confirms that a majority of security breaches (almost 75%) reported in the study were perpetrated by outsiders. Yet many struggle with the challenge of putting the right safeguards in place to shield valuable assets – information and devices alike – without driving up workloads and worry for IT teams.

Fujitsu makes your business more secure without making your life more complicated. From hands-on advice on what to do and where to get started, to fully managed security services, you'll benefit from a full range of products and solutions including identity and access management, workplace protection and disk deletion.

The Security Wish List

What should security solutions ideally offer? As well as keeping valuable business information confidential, they should give users easy, seamless yet secure access to all the applications, IT services and information they need, from anywhere, at any time, on any device. Fujitsu offers integrated security packages to keep security both smart and simple.

FUJITSU PalmSecure

Who needs passwords when you have PalmSecure™?

There's no need to remember passwords anymore. Fujitsu makes things easy with its unique biometric-authentication method, based on palm veins. With Fujitsu's PalmSecure™ technology, users can confirm their identity by scanning their palm vein pattern. The FUJITSU PalmSecure™ palm vein scanner is available on numerous Fujitsu client computing devices, from tablets and mini PCs to workstations, as well as external devices.

FUJITSU PalmSecure™ Includes the Following Features

- Precision of PalmSecure™ authentication method is one of the highest
- Palm veins are unique, and stay the same for life
- Biometric pattern hidden under the skin
- Cannot be forged
- Highly hygienic due to no-contact operation
- Easy and intuitive to use

Fujitsu's Security Solutions

Workplace Protect

Instead of piecemeal security tools that lack coordination Fujitsu offers Workplace Protect, an integrated Windows login solution that makes it easy to configure pre-boot authentication with single-sign-on to MS Windows and identity management.

Management of Security Settings for Devices

- Easy user authentication with biometric devices or SmartCards
- Encrypted container: stores sensitive data in a virtual encrypted drive, thereby ensuring highest data protection
- Highly secure authentication by MFA (Multi-Factor Authentication)
- Password safe, manages login data to websites and stores login credentials
- AutoLock function to protect system when the user leaves the desk
- Remote configuration of security settings and devices via Workplace Manager: perfect for IT environments with over 50 workplaces
- Extendable to enterprise solution with Workplace Protect AD (Fujitsu PalmSecure™ ID Login) for Active Directory

Erase Disk

Data Protection Solution

When devices are decommissioned, it's vital to make certain confidential data on drives is fully and irrevocably deleted. EraseDisk wipes HDD and even SSD without any additional tools. Being part of the BIOS, it cannot be lost during the lifetime of the device.

Erase Disk Includes the Following Features

- No separate installation required, as already implemented within the UEFI firmware of the device
- Saves millions of drives and protects the environment: drives can be re-used instead of being physically destroyed
- Excellent security: four deletion options with up to 35 deletion passes for HDD, and ATA Secure Erase for SSD
- Creates an auditable logfile

Microsoft Windows® Licensing

Fujitsu's client computing devices are generally available with Microsoft's latest OEM operating system Windows 10 – licensed and pre-installed. On customers' request the devices can also be configured and pre-installed with Windows 7 Professional operating system.

For any customer specific pre-installation requests please contact Fujitsu project support (Customizing Service)
→ fujitsu.com/fts/made4you

Information on how to update your existing device to Microsoft Windows 10, e.g. compatibility lists and installation steps etc.
→ support.ts.fujitsu.com

Fujitsu Product Related Services

In addition to its cutting-edge business-centric data center products, Fujitsu offers standardized Product Support Services that are sold at the point of sale or any time during product lifecycle.

These services ensure system availability and business continuity and help you to save time and money. This supports you to shift the budget spend on operational IT services to strategic initiatives that deliver short-term real business value. They can be added to Fujitsu Portfolio Products in standardized or tailored packages.

The respective portfolio is divided in the following segments:

1. Fujitsu Lifecycle Services

Lifecycle services safeguard your operations during all phases of a product's lifecycle; e.g. in planning, consulting, rollout, integration and maintenance for both, products and infrastructure. The services are available as packaged, ready-to-buy offerings and customizable offerings. Product support services provide fast and responsive support for individual hardware and software products and are available worldwide.

Infrastructure support services complement Fujitsu IT Infrastructures (e.g. FUJITSU Integrated System PRIMEFLEX) for embedded multiple - Fujitsu and partner branded - hardware and software components. Proactive support services elements, such as System Health Check and Technical Account Management, ensure continuous business operations.

2. Fujitsu Hardware-as-a-Service (HaaS)

With Hardware as a Service (HaaS) Fujitsu offers a risk-free method to provide the latest hardware, from small tablets to large data center products, combined with maintenance services. Get the devices you need, cut your Capex, and refresh your technology every three years with just one low-cost monthly subscription.

3. Fujitsu Managed Print Services

Managed Print Services provide a project-based end-to-end print and copy capability which is vendor independent.

Services are subject to local availability

More information about Product Support Services:
<http://www.fujitsu.com/fts/services/support/>



www.fujitsu.com/fts/ccd

Published by

Fujitsu Technology Solutions GmbH

Mies-van-der-Rohe-Strasse 8

80807 Munich, Germany

Copyright: Fujitsu Technology Solutions GmbH 04/2018

Contact: www.fujitsu.com/fts/contact

The latest technical data can be found on the Fujitsu Technology Solutions websites and in the corresponding data sheets. All rights reserved, including intellectual property rights. Technical data subject to modifications and delivery subject to availability. Any liability that the data and illustrations are complete, actual or correct is excluded. Designations may be trademarks and/or copyrights of the respective manufacturer, the use of which by third parties for their own purposes may infringe the rights of such owner. Product pictures may vary from the original product.

www.fujitsu.com/fts