



Water Connects Us®

**Headquarters**  
10500 Seymour Avenue  
Franklin Park, IL 60131-1238  
P: +1 847.671.4300 / 800.982.5839  
F: +1 847.671.4380 / 800.447.8329  
customer.service@sloan.com  
www.sloan.com

# 2024

## Wholesalers List Price Book

Effective Date: Feb 4, 2024

Fixtures

WEP

Sensor-Activated  
Optima Systems

OLP

Faucets, Soap Dispensers  
& Sinks

OLP

Manual Products

MLP

Manual Repair  
Parts & Kits

CLP

Electronic Repair  
Parts & Kits

ELP

Special Finish

SF

# Sloan Plumbing Products Terms

Effective Date: Feb 4, 2024

## Minimum order requirements

The minimum order value is \$150.00 net. In the event an order is received under the stated minimum order value, a \$25.00 service charge will be applied to the order. All service charges are non-refundable.

## TERMS

All prices are F.O.B. Sloan Valve Company's ("Sloan") Factory as such term defined in the Uniform Commercial Code. For orders of products meeting the following order value thresholds, the shipping terms shall be prepaid freight within the United States (contiguous), to be based on the lowest rate medium of transportation: (i) all orders, excluding sinks and vitreous china-only orders, of \$5,000.00 net and above; (ii) all vitreous china-only orders over \$10,000.00 net; and (iii) all Sloan orders that include sink(s) over \$15,000.00 net. For all orders not meeting the minimums, shipping terms shall be freight prepaid, charged back to buyer. Shipping term for international orders shall be ExWorks Sloan's facility, as that term is defined in INCOTERMS 2020. A one-time \$50.00 freight handling fee will be applied to all orders that qualify for prepaid freight. If Buyer chooses its own carrier, then delivery shall be ExWorks Sloan's facility. Additional freight services, such as construction site delivery, lift gate delivery service, re-consigned freight or notification charges, are not included in FOB terms, and will result in additional freight charges.

### DOMESTIC WHOLESALER CASH DISCOUNT TERMS: 2% 10, NET 30 DAYS FROM DATE OF INVOICE

A 2% discount may be offered (excluding taxes, freight handling or shipping charges) for full payment on or before 10 days from date of invoice with the net amount due within days of invoice date. Late payments subject to a monthly late fee equal to the lesser of 1% or the highest amount permitted by applicable law, until the invoice has been paid in full. Payments are to be made via "Electronic Funds Transfer" ("EFT"), ePayables (credit card settlement), or via check to Sloan. Payments made by check shall be addressed to: 9134 PAY-SPHERE CIRCLE, CHICAGO, IL 60674.

## LIMITED WARRANTY

Sloan warrants its products against defects in materials and workmanship, excluding damage caused by matters beyond Sloan's reasonable control. Instructions for filing claims can be found in the Limited Warranty which can be obtained at <https://www.sloan.com/resources/product-resources/warranty-information> or by requesting a free copy by telephone at 888.756.2614. Sloan will repair or replace your defective product, or provide a refund, as your exclusive remedy. This is only a general summary of Sloan's Limited Warranty so it is important to note that the specific terms, conditions, limitations and exclusions, including the duration of warranty coverage for your particular Sloan product, are contained in the actual Sloan Limited Warranty. The Limited Warranty is subject to applicable laws in your country, state, province or other jurisdiction—and disputes arising under the Limited Warranty are to be resolved by binding arbitration unless you provide Sloan with an opt-out notice no later than 30 days after your purchase date. In case of a conflict with this summary, the terms and conditions set forth in the complete Limited Warranty will prevail.

For Sloan Sink System return policy, T&C and cancellation policy please refer to [sloan.com](http://sloan.com) for the complete policies.

## SHORTAGES, INCORRECT SHIPMENTS, PROOF OF DELIVERY REQUESTS

Claims for shortages or incorrect filling of orders must be made within 30 days from date of delivery. No claim over six months old will be honored. Deliveries that are short carton(s) or have damaged carton(s) must be reported immediately. Damaged carton(s) must be kept for Carrier Claim Inspector.

## DISCLAIMER

The prices herein are subject to change without notice and supersede all previous prices. The possession of this price sheet by any person is not to be construed as an offer to sell them, nor anyone else, the goods listed herein at the price or terms stated.

## SLOAN Minimum Advertised Price Policy

Sloan is a global leader in manufacturing commercial plumbing systems. Sloan is committed to maintaining a high quality brand image of our products through our Authorized Distributors and Resellers ("Distribution Partners") who support this brand image through stocking requirements, non-OEM products, warranty information, technical administration, and investment of time and resources required to provide a high level of customer service and product knowledge that our customers expect.

In furtherance of these commitments, Sloan has unilaterally adopted this Minimum Advertised Price Policy (this "Policy"), which applies to all Sloan Distribution Partners effective January 1, 2018.

Please refer to the complete policy which is available at: <https://www.sloan.com/resources/downloads/pricing-sheets>.

## RETURN MATERIAL AUTHORIZATION

At Sloan®, our goal is to ensure our customers are satisfied with their purchase. Our products are manufactured under the highest quality standards and are all backed by a limited warranty. If a product is found defective prior to or during installation, Sloan may issue a return material authorization (RMA) number and credit in exchange for the defective product. Should the customer require a part to repair a product, the part should not be taken from another finished good unit. Refer the customer to Sloan Technical Support at 1-888-SLOAN14 (1-888-756-2614) or via email at techsupport@sloan.com. Parts in stock are usually sent out within 24 hours and customers will receive parts within 3 to 7 business days.

For non-inventoried items lead times may vary. Parts that are needed sooner will be handled on a per case basis.

If, after contacting Technical Support, the determination is made that a product cannot be serviced, a return and credit may be requested from the place of purchase. Credits will only be issued to a current Sloan distributor.

Upon receipt of the returned product, Sloan will inspect and test the product prior to issuing credit. Credit may be denied under the following conditions:

1. The product returned does not match the RMA
2. The returned unit is missing components
3. The returned unit has been cannibalized
4. The returned unit is out of the warranty period
5. The product has been damaged via field service or installation
6. The returned unit is not manufactured by Sloan
7. The product is not defective

### Defective Product

If a product is defective, the customer must include with its claim a specific description of the defect. For example, 'Doesn't work' is not acceptable. 'Faucet not activating' would be a more appropriate description. If no apparent defect is found, the customer may be contacted to clarify the reason for the return.

Do not initiate a debit memo or make any deductions. Wait for a credit memo to be issued. As described above, full credit may be denied in some circumstances.

### All Other Return Reasons and General Return Information:

1. If the product is not received by Sloan within 30 days of creating the RMA, the RMA will expire.
2. Credit is usually processed within 15 business days of product receipt
3. Products which are determined to be defective or shipped incorrectly by Sloan will be credited at invoice price in addition to the return freight charge. Products returned for reasons other than defects or Sloan errors are subject to a minimum 25% handling charge, return freight is at customer's expense. If the invoice is not available, then credit will be issued based on the previous price sheet if the price sheet is less than one year old.
4. All returns must be authorized by the factory prior to returning. The factory will issue an RMA number along with correct return address.
5. The RMA number must be visible on the outside of each carton being returned.
6. All order cancellations and returns of special finish products NOT included in the Special Finishes Section of the price list are considered special order items and are subject to a minimum 50% handling charge and must be returned within one year, original invoice required.
7. Custom sink orders are not returnable. For more detail refer to Sink Cancellation and Return Policy below.
8. All returned material should be returned in the original, unopened shipping cartons or suitably packed. The material is to be packaged such that it will not be damaged during the return.
9. Material over 2 years old is subject to a 50% handling charge. Any product over 3 years old will not be accepted.
10. Deductions will be made for any material returned that is not in saleable condition. Material not in saleable condition will be returned to customer or scrapped at customer request.
11. When material is to be returned, call your representative, who will contact the factory for an RMA number. The following information is necessary when requesting an RMA: Invoice Number  
Product Code Number Product Part Number Product Date Code Quantity
12. Material returned as defective but, after inspection, is found serviceable, will be returned to the customer at their expense or scrapped with no credit issued. A test report will be available upon request.
13. All returns are to be freight prepaid
14. The RMA number must be on each load and each container

## Sink Cancellation and Return Policy

### **AER-DEC® and Designer Series Cancellation Policy:**

In the event of an order cancellation of AER-DEC and Designer Series products the following may apply:

- If the order is cancelled more than 5 working days from order placement it will result in a minimum of a 25% fee, up to the full price of that product.
- If the order is 5 working days or less from scheduled shipment any cancellations will result in a fee of the full price of the sink.

### **SloanStone® Cancellation Policy:**

In the event of an order cancellation of a SloanStone product the following may apply:

- The order must be cancelled within 3 working days of order placement to avoid a fee, anything beyond 3 days may result in a fee up to 50% the price of the product.

### **Stainless Steel Sinks Cancellation Policy:**

In the event of an order cancellation of a Stainless Steel Sink product the following may apply:

- The order must be cancelled within 5 working days of order placement, anything beyond 5 days may result in a fee up to 50% the price of the product.

### **Return Policy All Sink Models:**

The following items apply to all sink models:

- Sinks and enclosures / brackets / supports cannot be returned once shipped. If components (faucets, soap dispensers, hand dryers) have not been opened they can be returned for partial credit.

### **Installation/Field Measurements:**

Sloan requires all sinks to be installed by knowledgeable †Corian® or Quartz installers. Installation and/or field measurement is not included in this estimate, and is performed by others.

Installation must be performed by qualified personnel and in accordance with installation instructions and generally accepted industry practices. Incorrect or improper installation will void any product warranty. Any standard sinks over 120" will need to be seamed in the field during installation. For custom sinks refer to signed drawings packet to see if seaming will be required. If seaming is required and you'd prefer to purchase the seaming material/epoxy from Sloan ask your Sloan representative about ordering details.

### **Materials:**

Sloan products using solid surface (SloanStone and Corian) and quartz slabs may vary in color by slab/lot, because of this there may be a slight variation between orders. Variation can also occur in grain, veins and surface finish both between lots/slabs and even within the same lot/slab. While Sloan takes the utmost caution to match and orient these products in such a way that these imperfections add to the aesthetic value of the product, Sloan will not be held responsible for this variation. For any warranty issues Sloan reserves the right to repair solid surface sinks.

### **Signed Document Submittal:**

Sloan requires a signed architectural worksheet or signed drawing (if applicable) to place an order. Any order placed without submission of these documents will be subject to an order hold that will extend any previously agreed upon lead time commitments. Once the documents are received the order will be reinstated and an updated ship date will be provided.

### **Sink Claim Process:**

For all Sloan Sinks if you receive a damaged sink or suspect damage (crate broken, etc.) please send the below information to: [sinkclaim@sloan.com](mailto:sinkclaim@sloan.com) within 5 working days of receipt of sinks to be considered for a full credit replacement sink. Incomplete claims and/or late claims will not be eligible for full credit replacement sinks. You must keep all materials and original packaging, including cartons and contents, segregated and available for inspection until the claim resolution process is completed. If the claim is for full replacement value, and the claim is successfully paid, the carrier has the right to the cargo and may elect to collect it for sale or salvage to recoup a portion of their costs.

### **Information to be provided:**

1. Specific description of the issue (i.e. damage, lost, shortage) and the value of the claim being filed. For a damage claim, provide as much detail as possible specifically describing the damage to the product.
2. Account Number
3. Customer Name, Customer Contact Name, Customer Address, Customer Phone Number
4. Signed copy of carrier bill of lading, or delivery receipt from recipient (copy should be signed by receiver noting that the cargo was short or damaged when delivered) and photos.
5. Sloan Delivery Number and/or Sales Order Number
6. Copies of all documentation related to proof of claim value. This can be a copy of original invoice from vendor or supplier, copy of retail invoice or receipt, final confirmation screen if online order with proof of payment, itemized repair invoice or statement of non-repair, appraisals, expense statement, or any other applicable documentation.
7. Copy of any inspection form that may have been completed noting damage and cost of repair.
8. Copies of any photos showing damage.

If you have a shortage (missing soap dispenser, etc.) please contact Sloan's customer service. Please have ready your order number and the item name and quantity that you are missing.

† Corian® is a registered trademark of DuPont Safety & Construction, Inc., an affiliate of DuPont de Nemours, Inc.

# Table of Contents

| <b>WEP</b>  | <b>Page</b> |
|---|-------------|
| Toilets . . . . .   | 6-7         |
| Urinals . . . . .   | 8           |
| Lavatories . . . . .  | 9           |
| Toilet Combinations . . . . .                               | 6-7         |
| Urinal Combinations . . . . .                               | 10-12       |
| Pressure Assist Toilets . . . . .                           | 13-15       |
| <b>OLP - Sensor-Activated Optima System</b>                 |             |
| Royal® Optima® flushometers . . . . .                       | 17-22       |
| Sloan ECOS® Hardwire flushometers . . . . .                 | 22          |
| Royal® Optima® Bedpan Washer flushometers . . . . .         | 22          |
| Sloan ECOS® Bedpan Washer Dual-Flush flushometers . . . . . | 22          |
| Optima Plus® DFSM/SFSM Retrofit Kits . . . . .              | 23          |
| SMOOTH® Retrofit Kit . . . . .                              | 23          |
| SMO Retrofit Kit . . . . .                                  | 23          |
| SOLIS® flushometers . . . . .                               | 23-24       |
| Sloan ECOS® flushometers . . . . .                          | 24-25       |
| G2 Optima Plus® flushometers . . . . .                      | 25-26       |
| Royal® Optima Plus® DFSM/SFSM flushometers . . . . .        | 26-27       |
| Royal® SMOOTH® flushometers . . . . .                       | 27          |
| Sloan CX Flushometers . . . . .                             | 28          |
| G2 Optima Plus® RESS Retrofit Kits . . . . .                | 28-29       |
| SOLIS® RESS Retrofit Kits . . . . .                         | 29          |
| Sloan ECOS® RESS Retrofit Kits . . . . .                    | 29          |
| <b>OLP - Faucets, Sinks &amp; Soap Dispensers</b>           |             |
| Faucet ID Guide . . . . .                                   | 31-34       |
| Faucet Abbreviation and Description . . . . .               | 35          |
| Clark Street Series . . . . .                               | 36-37       |
| Rush Street Series . . . . .                                | 38-39       |
| BASYS (EFX) Faucet . . . . .                                | 40-43       |
| Optima (EAF, EBF & ETF) Faucets . . . . .                   | 44-60       |
| Sloan (SF) Faucets . . . . .                                | 54-56       |
| Faucet Parts & Accessories . . . . .                        | 61-65       |
| Soap Dispensers . . . . .                                   | 66-67       |
| Sinks . . . . .   | 68-77       |
| Hand Dryers . . . . .                                       | 77          |
| <b>WLP</b>  |             |
| UPPERCUT® flushometers . . . . .                            | 79          |
| Royal® flushometers . . . . .                               | 79-90       |
| Royal® Bedpan Washer flushometers . . . . .                 | 90-92       |
| Regal® XL flushometers . . . . .                            | 93-94       |
| Regal® XL Bedpan Washer flushometers . . . . .              | 94          |
| Crown® Piston Operated flushometers . . . . .               | 95          |
| GEM•2® Piston Operated flushometers . . . . .               | 96-97       |
| Naval® flushometers . . . . .                               | 98          |
| Dolphin® flushometers . . . . .                             | 99          |
| Sloan CX Flushometers . . . . .                             | 100         |
| Act-O-Matic® Showerheads . . . . .                          | 101         |
| Accessories . . . . .                                       | 101         |
| <b>CLP</b>  |             |
| Manual Repair Parts & Kits . . . . .                        | 102-122     |
| Dual-Flush Handle & Retrofit Kits . . . . .                 | 121         |
| <b>ELP</b>  |             |
| Electronic Repair Parts & Kits . . . . .                    | 123-126     |
| <b>SF</b>   |             |
| Special Finish . . . . .                                    | 127-136     |
| <b>Product Variation Suffixes</b> . . . . .                 | 137         |

Fixtures  
 WEP  
 Sensor-Activated Optima Systems  
 OLP  
 Faucets, Soap Dispensers & Sinks  
 OLP  
 Manual Products  
 WLP  
 Manual Repair Parts & Kits  
 CLP  
 Electronic Repair Parts & Kits  
 ELP  
 Special Finish  
 SF

| Code Number   | Product Number  | Description  | List Price | MAPP Price | Est. Wt. (lbs.) | UPC Code     |
|---|-----------------|--|------------|------------|-----------------|--------------|
| <b>Elongated Vitreous China Water Closet - Fixture ONLY</b>     |                 |  |            |            |                 |              |
| <b>Standard Height Floor Mount Water Closets - Fixture Only</b> |                 |  |            |            |                 |              |
| 2102009   | ST-2009         | Standard Height Universal, Top Spud                                  | 167.65     | 108.97     | 46.9            | 671254410466 |
| 2102019   | ST-2019         | Standard Height Universal, Rear Spud                                 | 196.40     | 127.66     | 46.9            | 671254414792 |
| 2172009   | ST-2009-STG     | Standard Height Universal, Top Spud w/ SloanTec Glaze                | 198.60     | 129.09     | 49.0            | 671254436213 |
| 2172019   | ST-2019-STG     | Standard Height Universal, Rear Spud w/ SloanTec Glaze               | 227.40     | 147.81     | 46.9            | 671254439016 |
| <b>Wall Hung Water Closets - Fixture Only</b>                   |                 |  |            |            |                 |              |
| 2102459   | ST-2459         | Wall Hung Universal, Top Spud  | 164.50     | 106.93     | 59.0            | 671254416673 |
| 2102469   | ST-2469         | Wall Hung Universal, Rear Spud                                       | 193.15     | 125.55     | 55.5            | 671254430518 |
| 2112459   | ST-2459-BPL     | Wall Hung Bedpan Lug Universal, Top Spud                             | 188.25     | 122.36     | 53.5            | 671254430525 |
| 2172459   | ST-2459-STG     | Wall Hung Universal, Top Spud, w/ SloanTec Glaze                     | 195.45     | 127.04     | 59.0            | 671254436237 |
| 2172450   | ST-2459-BPL-STG | Wall Hung Bedpan Lug Universal, Top Spud, w/ SloanTec Glaze          | 219.05     | 142.38     | 59.0            | 671254437388 |
| 2172469   | ST-2469-STG     | Wall Hung Universal, Rear Spud w/ SloanTec Glaze                     | 224.15     | 145.70     | 55.5            | 671254436282 |
| <b>ADA Height Floor Mount Water Closets - Fixture Only</b>      |                 |  |            |            |                 |              |
| 2102029   | ST-2029         | ADA Floor Mount Universal, Top Spud                                  | 199.25     | 129.51     | 50.0            | 671254409965 |
| 2102229   | ST-2229         | ADA Floor Mount Rear Outlet Universal, Top Spud                      | 578.00     | 375.70     | 50.0            | 671254411845 |
| 2112229   | ST-2229-BPL     | ADA Floor Mount Rear Outlet Bed Pan Lug Universal, Top Spud          | 609.00     | 395.85     | 61.0            | 671254424241 |
| 2102039   | ST-2039         | ADA Floor Mount Universal, Rear Spud                                 | 228.10     | 148.27     | 50.0            | 671254414808 |
| 2112029   | ST-2029-BPL     | ADA Floor Mount Bedpan Lug Universal, Top Spud                       | 218.25     | 141.86     | 50.0            | 671254413795 |
| 2172020   | ST-2029-BPL-STG | ADA Floor Mount Bedpan Lug Universal, Top Spud, w/ SloanTec Glaze    | 249.25     | 162.01     | 56.0            | 671254438125 |
| 2172029   | ST-2029-STG     | ADA Floor Mount Universal, Top Spud, w/ SloanTec Glaze               | 230.25     | 149.66     | 56.0            | 671254436220 |
| 2172039   | ST-2039-STG     | ADA Floor Mount Universal, Rear Spud, w/ SloanTec Glaze              | 259.10     | 168.42     | 49.0            | 671254436794 |
| 2172229   | ST-2229-STG     | ADA Floor Mount Rear Outlet Universal, Top Spud w/SloanTec Glaze     | 609.00     | 395.85     | 65.0            | 671254436305 |
| <b>Junior Toilet Height Floor Mount Closet - Fixture Only</b>   |                 |  |            |            |                 |              |
| 2102309   | ST-2309         | Junior Toilet Floor Mount, 10.75" Rim, Universal, Top Spud           | 266.95     | 173.52     | 42.0            | 671254409613 |
| 2102449   | ST-2449         | Juvenile Floor Mount Water Closet, 13.5" Rim, Universal, Top Spud    | 202.60     | 131.69     | 47.0            | 671254450134 |
| <b>Pressure Assited Water Closets and Tanks - Fixture Only</b>  |                 |  |            |            |                 |              |
| 2108009   | ST-8009         | Standard Height, Universal, Pressure Assisted Bowl                   | 121.40     | 78.91      | 55.6            | 671254460805 |
| 2108029   | ST-8029         | ADA Height, Universal, Pressure Assisted Bowl                        | 146.95     | 95.52      | 55.6            | 671254470835 |
| 2178009   | ST-8009-STG     | Standard Height, Universal, Pressure Assisted Bowl w/ SloanTec Glaze | 153.35     | 99.68      | 55.6            | 671254460645 |
| 2178029   | ST-8029-STG     | ADA Height, Universal, Pressure Assisted Bowl w/ SloanTec Glaze      | 178.90     | 116.29     | 55.6            | 671254460652 |
| 2108010   | ST-8010         | Pressure Assisted Tank, LH, 1.28 gpf                                 | 364.05     | 236.63     | 38.6            | 671254470828 |
| 2108013   | ST-8013         | Pressure Assisted Tank, LH, 1.6 gpf                                  | 364.05     | 236.63     | 38.6            | 671254470842 |
| 2108016   | ST-8016         | Pressure Assisted Tank, LH, 1.0 gpf                                  | 364.05     | 236.63     | 38.6            | 671254460614 |
| 2108110   | ST-8110         | Pressure Assisted Tank, RH, 1.28 gpf                                 | 370.40     | 240.76     | 38.6            | 671254470873 |
| 2108113   | ST-8113         | Pressure Assisted Tank, RH, 1.6 gpf                                  | 370.40     | 240.76     | 38.6            | 671254470866 |
| 2108116   | ST-8116         | Pressure Assisted Tank, RH, 1.0 gpf                                  | 370.40     | 240.76     | 38.6            | 671254470880 |



ST-2029



ST-2459



ST-2309



ST-2229

| Code Number | Product Number     | Description                                      | List Price | MAPP Price | Est. Wt. (lbs.) | UPC Code    |
|-------------|--------------------|--|------------|------------|-----------------|-------------|
| 80098016    | WETS 8009.8016-BAA | Pressure Assisted Toilet, LH, 1.0 gpf - BAA      | 485.45     | 315.54     | 113.0           | 67125447913 |
| 80098010    | WETS-8009.8010-BAA | Pressure Assisted Toilet, LH, 1.28 gpf - BAA     | 485.45     | 315.54     | 113.0           | 67125447914 |
| 80098013    | WETS-8009.8013-BAA | Pressure Assisted Toilet, LH, 1.28 gpf - BAA     | 485.45     | 315.54     | 113.0           | 67125447915 |
| 80098110    | WETS-8009.8110-BAA | Pressure Assisted Toilet, RH, 1.6 gpf - BAA      | 491.80     | 319.67     | 113.0           | 67125447916 |
| 80098113    | WETS-8009.8113-BAA | Pressure Assisted Toilet, RH, 1.0 gpf - BAA      | 491.80     | 319.67     | 113.0           | 67125447917 |
| 80098116    | WETS-8009.8116-BAA | Pressure Assisted Toilet, RH, 1.0 gpf - BAA      | 491.80     | 319.67     | 113.0           | 67125447918 |
| 80298010    | WETS-8029.8010-BAA | Pressure Assisted ADA Toilet, LH, 1.28 gpf - BAA | 511.00     | 332.15     | 113.0           | 67125447921 |
| 80298013    | WETS-8029.8013-BAA | Pressure Assisted ADA Toilet, LH, 1.6 gpf - BAA  | 511.00     | 332.15     | 113.0           | 67125447922 |
| 80298016    | WETS-8029.8016-BAA | Pressure Assisted ADA Toilet, LH, 1.0 gpf - BAA  | 511.00     | 332.15     | 113.0           | 67125447923 |
| 80298110    | WETS-8029.8110-BAA | Pressure Assisted ADA Toilet, RH, 1.28 gpf - BAA | 517.35     | 336.28     | 113.0           | 67125447930 |
| 80298113    | WETS-8029.8113-BAA | Pressure Assisted ADA Toilet, RH, 1.6 gpf - BAA  | 517.35     | 336.28     | 113.0           | 67125447925 |
| 80298116    | WETS-8029.8116-BAA | Pressure Assisted ADA Toilet, RH, 1.0 gpf - BAA  | 517.35     | 336.28     | 113.0           | 67125447926 |

**Gravity Water Closets and Tanks - Fixture Only**

|          |             |   |        |        |      |              |
|----------|-------------|---|--------|--------|------|--------------|
| 2104009  | ST-4009     | 1.1 - 1.6 GPF Gravity Bowl                                | 209.30 | 136.05 | 62.0 | 671254481817 |
| 2174009  | ST-4009-STG | 1.1 - 1.6 GPF Gravity Bowl w/ Sloan Tec Glaze             | 235.05 | 152.78 | 49.0 | 671254482623 |
| 2104010  | ST-4010     | 1.28 GPF Left Hand Tank for 12" Rough                     | 112.70 | 73.26  | 25.5 | 671254482562 |
| 21740092 | ST-4010-STG | 1.28 GPF Left Hand Tank for 12" Rough w/ Sloan Tec Glaze  | 138.45 | 89.99  | 25.5 | 671254572003 |
| 2104011  | ST-4011     | 1.1 GPF Left Hand Tank for 12" Rough                      | 112.70 | 73.26  | 25.5 | 671254482586 |
| 21740093 | ST-4011-STG | 1.1 GPF Left Hand Tank for 12" Rough w/ Sloan Tec Glaze   | 138.45 | 89.99  | 25.5 | 671254572010 |
| 2104013  | ST-4013     | 1.6 GPF Left Hand Tank for 12" Rough                      | 112.70 | 73.26  | 25.5 | 671254482579 |
| 21740094 | ST-4013-STG | 1.6 GPF Left Hand Tank for 12" Rough w/ Sloan Tec Glaze   | 138.45 | 89.99  | 25.5 | 671254572027 |
| 2104029  | ST-4029     | 1.1 - 1.6 GPF ADA Gravity Bowl                            | 245.10 | 159.32 | 64.0 | 671254481824 |
| 21740091 | ST-4029-STG | 1.1 - 1.6 GPF ADA Gravity Bowl w/ Sloan Tec Glaze         | 270.85 | 176.05 | 64.0 | 671254571990 |
| 2104110  | ST4110      | 1.28 GPF Right Hand Tank for 12" Rough                    | 123.00 | 79.95  | 25.5 | 671254482234 |
| 21740095 | ST-4110-STG | 1.28 GPF Right Hand Tank for 12" Rough w/ Sloan Tec Glaze | 148.75 | 96.69  | 25.5 | 671254572034 |
| 2104111  | ST-4111     | 1.1 GPF Right Hand Tank for 12" Rough                     | 123.00 | 79.95  | 25.5 | 671254482609 |
| 21740096 | ST-4111-STG | 1.1 GPF Right Hand Tank for 12" Rough w/ Sloan Tec Glaze  | 148.75 | 96.69  | 25.5 | 671254572041 |
| 2104113  | ST-4113     | 1.6 GPF Right Hand Tank for 12" Rough                     | 123.00 | 79.95  | 25.5 | 671254482593 |
| 21740097 | ST4113-STG  | 1.6 GPF Right Hand Tank for 12" Rough w/ Sloan Tec Glaze  | 148.75 | 96.69  | 25.5 | 671254572058 |
| 2104210  | ST-4210     | 1.28 GPF Left Hand Tank for 10" Rough                     | 124.65 | 81.02  | 25.5 | 671254482227 |
| 21740098 | ST-4210-STG | 1.28 GPF Left Hand Tank for 10" Rough w/ Sloan Tec Glaze  | 150.40 | 97.76  | 25.5 | 671254572065 |
| 2104211  | ST-4211     | 1.1 GPF Left Hand Tank for 10" Rough                      | 124.65 | 81.02  | 25.5 | 671254482531 |
| 21740099 | ST-4211-STG | 1.1 GPF Left Hand Tank for 10" Rough w/ Sloan Tec Glaze   | 150.40 | 97.76  | 25.5 | 671254572218 |
| 2104213  | ST-4213     | 1.6 GPF Left Hand Tank for 10" Rough                      | 124.65 | 81.02  | 25.5 | 671254482524 |
| 21740100 | ST-4213-STG | 1.6 GPF Left Hand Tank for 10" Rough w/ Sloan Tec Glaze   | 150.40 | 97.76  | 25.5 | 671254572072 |
| 2104310  | ST-4310     | 1.28 GPF Right Hand Tank for 10" Rough                    | 134.95 | 87.72  | 25.5 | 671254482548 |
| 21740101 | ST-4310-STG | 1.28 GPF Right Hand Tank for 10" Rough w/ Sloan Tec Glaze | 160.70 | 104.46 | 25.5 | 671254572089 |
| 2104311  | ST-4311     | 1.1 GPF Right Hand Tank for 10" Rough                     | 134.95 | 87.72  | 25.5 | 671254482555 |
| 21740102 | ST-4311-STG | 1.1 GPF Right Hand Tank for 10" Rough w/ Sloan Tec Glaze  | 160.70 | 104.46 | 25.5 | 671254572096 |
| 2104313  | ST-4313-STG | 1.6 GPF Right Hand Tank for 10" Rough                     | 134.95 | 87.72  | 25.5 | 671254482739 |
| 21740103 | ST-4313-STG | 1.6 GPF Right Hand Tank for 10" Rough w/ Sloan Tec Glaze  | 160.70 | 104.46 | 25.5 | 671254572102 |



**WES-7000**



**WES-150**

| Code Number  | Product Number | Description   | List Price \$ | Est. Wt. (lbs.) | UPC Code          |
|--|----------------|---|---------------|-----------------|-------------------|
| <b>Vitreous China Washdown Urinals - Fixture ONLY</b>  |                |   |               |                 |                   |
| <b>Standard Urinals - Fixture Only</b>                 |                |   |               |                 |                   |
| 1101009  | SU-1009        | Urinal Fixture, 0.125-1.0 gpf Universal, Top Spud                 | 338.50        | 220.03          | 65.9 671254402324 |
| 1171009  | SU-1009-STG    | Urinal Fixture, 0.125-1.0 gpf, Top Spud w/ SloanTec Glaze         | 369.35        | 240.08          | 64.0 671254445024 |
| 1101019  | SU-1019        | Urinal Fixture, 0.125-1.0 gpf Universal, Rear Spud                | 367.10        | 238.62          | 67.0 671254433823 |
| 1171019  | SU-1019-STG    | Urinal Fixture, 0.125-1.0 gpf, Rear Spud w/ SloanTec Glaze        | 398.10        | 258.77          | 64.0 671254451902 |
| <b>Retrofit Urinals - Fixture Only</b>                 |                |   |               |                 |                   |
| 1101209  | SU-1209        | Retrofit Urinal Fixture, HE Universal, Top Spud                   | 367.10        | 238.62          | 76.2 671254420267 |
| 1171209  | SU-1209-STG    | Retrofit Urinal Fixture, HE Universal, Top Spud w/ SloanTec Glaze | 398.10        | 258.77          | 76.2 671254445031 |
| <b>Small Urinals - Fixture Only</b>                    |                |   |               |                 |                   |
| 1107009  | SU-7009        | Small Urinal Fixture, 0.125-1.0 gpf Universal, Top Spud           | 221.35        | 143.88          | 59.8 671254404090 |
| 1177009  | SU-7009-STG    | Small Urinal Fixture, 0.125-1.0 gpf , Top Spud, w/ SloanTec Glaze | 252.30        | 164.00          | 57.0 671254445048 |
| 1107019  | SU-7019        | Small Urinal Fixture, 0.125-1.0 gpf , Universal, Rear Spud        | 250.05        | 162.53          | 59.8 671254404106 |
| 1107409  | SU-7409        | Small Designer Urinal, Universal, Top Spud                        | 300.20        | 195.13          | 44.0 671254468146 |
| 1177409  | SU-7409-STG    | Small Designer Urinal, Universal, Top Spud w/ SloanTec Glaze      | 331.15        | 215.25          | 44.0 671254486959 |
| 1107419  | SU-7419        | Small Designer Urinal, Universal, Rear Spud                       | 327.45        | 212.84          | 44.0 671254468153 |
| 1177419  | SU-7419-STG    | Small Designer Urinal, Universal, Rear Spud w/ SloanTec Glaze     | 358.50        | 233.03          | 44.0 671254486966 |
| <b>Vitreous China Waterfree Urinals - Fixture ONLY</b> |                |   |               |                 |                   |
| 1001000  | WES-1000       | Waterfree Urinal, Standard  | 808.30        | 525.40          | 65.0 671254279247 |
| 1071000  | WES-1000-STG   | Waterfree Urinal, Standard, w/ SloanTec Glaze                     | 840.15        | 546.10          | 70.1 671254445062 |
| 1001020  | HYB-1000       | Hybrid Urinal, Standard, with JetRinse Solution Technology        | 1,048.35      | 681.43          | 72.0 671254426443 |
| 1001021  | HYB-1000-RET   | Hybrid Urinal, Retrofit, with JetRinse Solution Technology        | 1,181.15      | 767.75          | 68.0 671254433953 |
| 1004000  | WES-4000       | Waterfree Urinal, Small   | 491.75        | 319.64          | 40.0 671254312142 |
| 1074000  | WES-4000-STG   | Waterfree Urinal, Small, w/ SloanTec Glaze                        | 523.65        | 340.37          | 38.0 671254445079 |
| 1004020  | HYB-4000       | Hybrid Urinal, Small, with JetRinse Solution Technology           | 790.50        | 513.83          | 68.0 671254426450 |



**SU-7009**



**SU-1009**

\*\*Contact Your Local Sloan Representative

Pricing subject to change without notice. For most current pricing, refer to online price sheets at [www.sloan.com](http://www.sloan.com)



| Code Number                           | Product Number | Description   | List Price | MAPP Price | Est. Wt. (lbs.) | UPC Code     |
|---------------------------------------|----------------|---|------------|------------|-----------------|--------------|
| <b>Waterfree Urinal Cartridges</b>    |                |   |            |            |                 |              |
| 1001500                               | WES-150        | Universal Waterfree Urinal Cartridge (Single)                                     | 87.65      | 54.99      | 1.3             | 671254279261 |
| 1001555                               | WES-155        | Universal Waterfree Urinal Cartridge (32-Pack)                                    | 2,705.25   | 1,695.68   | 35.0            | 671254299450 |
| 1001556                               | WES-160        | Universal Waterfree Urinal Cartridge (20-Pack) Not for stock (Facility packaging) | 1,628.35   | 1,058.43   | 22.0            | 671254299467 |
| <b>Vitreous China Lavatories</b>      |                |   |            |            |                 |              |
| 3873001                               | SS-3001        | Undermount Lavatory, Oval, 19-1/2" x 17-1/2"                                      | 94.95      | 61.72      | 16.5            | 671254353619 |
| 3873002                               | SS-3002        | Standard Drop In Lavatory 20" x 16-3/4", 4" centerset                             | 94.95      | 61.72      | 13.2            | 671254353626 |
| 3873003                               | SS-3003        | Standard Wall Hung Lavatory 21" x 19-1/4" with 4" Backsplash, 4" centerset        | 107.65     | 69.97      | 41.8            | 671254371132 |
| 3873021                               | SS-3021        | Undermount Lavatory, Rectangular, 21-5/8" x 16"                                   | 125.15     | 81.35      | 21.8            | 671254446045 |
| 3873055                               | SS-3055        | 19"x17" Wall Hung Ledgeback Lavatory, 4" CS                                       | 97.65      | 63.47      | 48.0            | 671254487093 |
| 3873065                               | SS-3065        | Wall Hung Lavatory 21" x 20", Ledgeback, 4" centerset                             | 245.80     | 159.77     | 30.2            | 671254444317 |
| 3873071                               | SS-3001-STG    | Undermount Lavatory, Oval, 19-1/2" x 17-1/2" w/ SloanTec Glaze                    | 125.95     | 81.87      | 21.0            | 671254445093 |
| 3873072                               | SS-3002-STG    | Standard Drop In Lavatory 20" x 16-3/4", 4" centerset w/ SloanTec Glaze           | 125.95     | 81.87      | 21.4            | 671254445116 |
| 3873073                               | SS-3003-STG    | Std WH Lavatory 21" x 19-1/4" w/ 4" Backsplash, 4" CS & SloanTec Glaze            | 138.60     | 90.09      | 46.0            | 671254445147 |
| 3873102                               | SS-3102        | Standard Drop In Lavatory 20" x 16-3/4", 1 Hole                                   | 94.95      | 61.72      | 13.2            | 671254375703 |
| 3873103                               | SS-3103        | Standard Wall Hung Lavatory 21" x 19-1/4" with 4" Backsplash, 1 Hole              | 107.65     | 69.97      | 41.8            | 671254376885 |
| 3873165                               | SS-3165        | Wall Hung Lavatory 21" x 20", Ledgeback, 1 Hole                                   | 245.80     | 159.77     | 30.2            | 671254444300 |
| 3873172                               | SS-3102 -STG   | Standard Drop In Lavatory 20" x 16-3/4", 1 Hole w/ SloanTec Glaze                 | 125.95     | 81.87      | 21.0            | 671254445109 |
| 3873173                               | SS-3103-STG    | Std WH Lavatory 21" x 19-1/4" w/ 4" Backsplash, Single CS & SloanTec Glaze        | 138.60     | 90.09      | 50.0            | 671254445130 |
| 3873802                               | SS-3802        | Standard Drop In Lavatory 20" x 16-3/4", 8" centerset                             | 94.95      | 61.72      | 13.2            | 671254375819 |
| 3873803                               | SS-3803        | Standard Wall Hung Lavatory 21" x 19-1/4" with 4" Backsplash, 8" centerset        | 107.65     | 69.97      | 41.8            | 671254376892 |
| 0387678                               | SS-27-A        | Ceramic lavatory shroud   | 260.40     | 169.26     | 14.5            | 671254444331 |
| 3873106                               | SS-3106        | Wall Hung Lavatory 20" x 18" Ledgeback , 1 Hole                                   | 167.75     | 109.04     | 39.0            | 671254453319 |
| 3873006                               | SS-3006        | Wall Hung Lavatory 20" x 18" Ledgeback , 4" Centerset                             | 167.75     | 109.04     | 39.0            | 671254453302 |
| 3873806                               | SS-3806        | Wall Hung Lavatory 20" x 18" Ledgeback , 8" Centerset                             | 167.75     | 109.04     | 39.0            | 671254453364 |
| 3873206                               | SS-3206        | Wall Hung Lavatory 20" x 18" Ledgeback , 1 Hole, LH Soap                          | 193.50     | 125.78     | 39.0            | 671254453326 |
| 3873306                               | SS-3306        | Wall Hung Lavatory 20" x 18" Ledgeback , 1 Hole, RH Soap                          | 193.50     | 125.78     | 39.0            | 671254333333 |
| 3873406                               | SS-3406        | Wall Hung Lavatory 20" x 18" Ledgeback , 4" Centerset, LH Soap                    | 193.50     | 125.78     | 39.0            | 671254453340 |
| 3873506                               | SS-3506        | Wall Hung Lavatory 20" x 18" Ledgeback , 4" Centerset, RH Soap                    | 193.50     | 125.78     | 39.0            | 671254453357 |
| 3873865                               | SS-3865        | Wall Hung Lavatory 21" x 20" Ledgeback , 8" Centerset                             | 245.80     | 159.77     | 48.0            | 671254460220 |
| <b>Miscellaneous Commercial Sinks</b> |                |   |            |            |                 |              |
| 3873200                               | SS-3200        | Wall Hung Healthcare Service sink   | 1,113.90   | 724.04     | 105.0           | 671254475328 |
| 3873205                               | SS-3200-STG    | Wall Hung Healthcare Service sink w/ SloanTec Glaze                               | 1,162.05   | 755.33     | 105.0           | 671254494527 |
| 3873017                               | SS-3017        | 20"x18" Cast Iron, Wall Hung Lavatory w/ backsplash, 4" CS                        | 375.75     | 244.24     | 65.5            | 671254486997 |
| 3873117                               | SS-3117        | 20"x18" Cast Iron, Wall Hung Lavatory w/ backsplash, 1 hole                       | 375.75     | 244.24     | 65.5            | 671254487086 |



SS-3021



SS-3145



SS-3065



SS-3036

\*\*Contact Your Local Sloan Representative

Pricing subject to change without notice. For most current pricing, refer to online price sheets at [www.sloan.com](http://www.sloan.com)

| Code Number   | Product Number | Description  | List Price | MAPP Price | Est. Wt. (lbs.) | UPC Code     |
|---|----------------|--|------------|------------|-----------------|--------------|
| <b>Water Closet Combination Packages - with Flushometer</b> |                |  |            |            |                 |              |
| Standard Height Floor Mount Water Closet Packages           |                |  |            |            |                 |              |
| 20001001  | WETS-2000.1001 | Standard Height Toilet Fixture w/Royal® 111-1.28, Top Spud           | 431.40     | 280.41     | 77.0            | 671254349070 |
| 20001004  | WETS-2000.1004 | Standard Height Toilet Fixture w/GEM•2® 111-1.28, Top Spud           | 430.10     | 279.57     | 77.0            | 671254407015 |
| 20001010  | WETS-2000.1010 | Standard Height Toilet Fixture w/Sloan 111-1.28 DFB, Top Spud        | 430.70     | 279.96     | 55.0            | 671254393646 |
| 20001020  | WETS-2000.1020 | Standard Height Toilet Fixture w/Sloan 111-1.28 L/ST, Top Spud       | 407.50     | 264.88     | 77.0            | 671254420847 |
| 20001201  | WETS-2000.1201 | Standard Height Toilet Fixture w/SOLIS® 8111-1.28, Top Spud          | 1,050.15   | 682.60     | 60.0            | 671254350342 |
| 20001301  | WETS-2000.1301 | Standard Height Toilet Fixture w/Royal® 111-1.28 ES-S, Top Spud      | 1,076.35   | 699.63     | 77.0            | 671254348776 |
| 20001302  | WETS-2000.1302 | Standard Height Toilet Fixture w/Royal® 111-1.28 HWS, Top Spud       | 913.15     | 593.55     | 80.0            | 671254350625 |
| 20001304  | WETS-2000.1304 | Standard Height Toilet Fixture w/Royal® 111-1.28 ES-S TMO, Top Spud  | 1,131.60   | 735.54     | 77.0            | 671254393776 |
| 20001401  | WETS-2000.1401 | Standard Height Toilet Fixture w/G2 Optima Plus® 8111-1.28, Top Spud | 1,013.80   | 658.97     | 79.0            | 671254349094 |
| 20001402  | WETS-2000.1402 | Standard Height Toilet Fixture w/Royal® 111-1.28 SMO, Top Spud       | 855.70     | 556.21     | 80.0            | 671254349100 |
| 20001403  | WETS-2000.1403 | Standard Height Toilet Fixture w/Royal® 111-1.28 SMOOTH®, Top Spud   | 849.45     | 552.14     | 80.0            | 671254349124 |
| 20001410  | WETS-2000.1410 | Standard Height Toilet Fixture w/Royal® 111-1.28 SFSM, Top Spud      | 798.95     | 519.32     | 77.0            | 671254415898 |
| 20001412  | WETS-2000.1412 | Standard Height Toilet Fixture w/ Sloan 8111-1.28, Top Spud          | 920.00     | 598.00     | 79.0            | 671254416413 |
| 20001415  | WETS-2000.1415 | Standard Height Toilet Fixture w/ Sloan 111-1.28 ESS, Top Spud       | 1,061.35   | 689.88     | 77.0            | 671254399365 |
| 20001416  | WETS-2000.1416 | Standard Height Toilet Fixture w/Sloan 111-1.28 ESS TMO, Top Spud    | 1,117.95   | 726.67     | 77.0            | 671254424135 |
| 20001420  | WETS-2000.1420 | Standard Height Toilet Fixture w/Sloan 111-1.28 SFSM, Top Spud       | 785.15     | 510.35     | 77.0            | 671254414327 |
| 20011101  | WETS-2001.1101 | Standard Height Toilet Fixture w/ECOS® 8111-1.1, Top Spud            | 1,026.05   | 666.93     | 60.0            | 671254425453 |
| 20011201  | WETS-2001.1201 | Standard Height Toilet Fixture w/SOLIS® 8111-1.1, Top Spud           | 1,050.15   | 682.60     | 60.0            | 671254425484 |
| 20021002  | WETS-2002.1002 | Standard Height Toilet Fixture w/WES 111-1.6/1.1, Top Spud           | 482.55     | 313.66     | 77.0            | 671254372030 |
| 20021020  | WETS-2002.1020 | Standard Height Toilet Fixture w/Sloan WES 115, Top Spud             | 470.55     | 305.86     | 77.0            | 671254422278 |
| 20021101  | WETS-2002.1101 | Standard Height Toilet Fixture w/ECOS® 8111-1.6/1.1, Top Spud        | 1,026.05   | 666.93     | 77.0            | 671254371361 |
| 20021201  | WETS-2002.1201 | Standard Height Toilet Fixture w/SOLIS® 8111-1.6/1.1, Top Spud       | 1,050.15   | 682.60     | 77.0            | 671254372047 |
| 20021303  | WETS-2002.1303 | Standard Height Toilet Fixture w/ECOS® 111-1.6/1.1 HW, Top Spud      | 1,087.10   | 706.62     | 77.0            | 671254380264 |
| 20021410  | WETS-2002.1410 | Standard Height Toilet Fixture w/Royal® 111-1.6/1.1 DFSM, Top Spud   | 855.55     | 556.11     | 77.0            | 671254415843 |
| 20021420  | WETS-2002.1420 | Standard Height Toilet Fixture w/Sloan 111-DFSM, Top Spud            | 841.75     | 547.14     | 77.0            | 671254414341 |
| 20031001  | WETS-2003.1001 | Standard Height Toilet Fixture w/Royal® 111-1.6, Top Spud            | 431.40     | 280.41     | 77.0            | 671254372184 |
| 20031004  | WETS-2003.1004 | Standard Height Toilet Fixture w/GEM•2® 111-1.6, Top Spud            | 430.10     | 279.57     | 77.0            | 671254380813 |
| 20031006  | WETS-2003.1006 | Standard Height Toilet Fixture w/Crown® 111-1.6, Top Spud            | 450.70     | 292.96     | 77.0            | 671254380837 |
| 20031010  | WETS-2003.1010 | Standard Height Toilet Fixture w/Sloan 111-1.6, Top Spud             | 417.60     | 271.44     | 77.0            | 671254411784 |
| 20031201  | WETS-2003.1201 | Standard Height Toilet Fixture w/SOLIS® 8111-1.6, Top Spud           | 1,050.15   | 682.60     | 77.0            | 671254372207 |
| 20031401  | WETS-2003.1401 | Standard Height Toilet Fixture w/G2 Optima Plus® 8111-1.6, Top Spud  | 1,013.80   | 658.97     | 77.0            | 671254372191 |
| 20031404  | WETS-2003.1404 | Standard Height Toilet Fixture w/GEM•2® 111-1.6 SMO, Top Spud        | 869.40     | 565.11     | 77.0            | 671254380820 |
| 20031406  | WETS-2003.1406 | Standard Height Toilet Fixture w/Crown® 111-1.6 SMO, Top Spud        | 874.70     | 568.56     | 77.0            | 671254380844 |
| 20031410  | WETS-2003.1410 | Standard Height Toilet Fixture w/ Sloan 111-1.6 ESS, Top Spud        | 1,016.70   | 660.86     | 77.0            | 671254399402 |
| 20031415  | WETS-2003.1415 | Standard Height Toilet Fixture w/ Sloan 111-1.6 ESS, Top Spud        | 959.70     | 623.81     | 77.0            | 671254393660 |
| 20101030  | WETS-2010.1030 | Standard Height Toilet Fixture w/Royal® 940-1.28, Rear Spud          | 738.40     | 479.96     | 77.0            | 671254404120 |
| 20121002  | WETS-2012.1002 | Standard Height Toilet Fixture w/WES 120-1.6/1.1, Rear Spud          | 582.15     | 378.40     | 77.0            | 671254372702 |



WETS-2002.1420



WETS-2000.1001



WETS-2002.1101



WETS-2003.1006

\*\*Contact Your Local Sloan Representative

Pricing subject to change without notice. For most current pricing, refer to online price sheets at [www.sloan.com](http://www.sloan.com)

| Code Number   | Product Number | Description  | List Price | MAPP Price | Est. Wt. (lbs.) | UPC Code     |
|---|----------------|--|------------|------------|-----------------|--------------|
| <b>ADA Height Floor Mount Water Closet Packages</b> |                |  |            |            |                 |              |
| 20201001  | WETS-2020.1001 | ADA Floor Mount Toilet Fixture w/Royal® 111-1.28, Top Spud           | 463.00     | 300.95     | 77.0            | 671254368699 |
| 20201004  | WETS-2020.1004 | ADA Floor Mount Toilet Fixture w/GEM•2® 111-1.28, Top Spud           | 461.70     | 300.11     | 77.0            | 671254406506 |
| 20201006  | WETS-2020.1006 | ADA Floor Mount Toilet Fixture w/Crown® 111-1.28, Top Spud           | 482.30     | 313.49     | 75.0            | 671254371354 |
| 20201010  | WETS-2020.1010 | ADA Floor Mount Toilet Fixture w/Sloan 111-1.28 DFB, Top Spud        | 462.30     | 300.50     | 77.0            | 671254409231 |
| 20201020  | WETS-2020.1020 | ADA Floor Mount Toilet Fixture w/Sloan 111-1.28 L/ST, Top Spud       | 439.10     | 285.42     | 77.0            | 671254420854 |
| 20201201  | WETS-2020.1201 | ADA Floor Mount Toilet Fixture w/SOLIS® 8111-1.28, Top Spud          | 1,081.75   | 703.14     | 79.0            | 671254368712 |
| 20201301  | WETS-2020.1301 | ADA Floor Mount Toilet Fixture w/Royal® 111-1.28 ES-S, Top Spud      | 1,107.95   | 720.17     | 77.0            | 671254371125 |
| 20201302  | WETS-2020.1302 | ADA Floor Mount Toilet Fixture w/Royal® 111-1.28 HWS, Top Spud       | 944.75     | 614.09     | 77.0            | 671254370258 |
| 20201304  | WETS-2020.1304 | ADA Floor Mount Toilet Fixture w/Royal® 111-1.28 ES-S TMO, Top Spud  | 1,163.20   | 756.08     | 77.0            | 671254393769 |
| 20201401  | WETS-2020.1401 | ADA Floor Mount Toilet Fixture w/G2 Optima Plus® 8111-1.28, Top Spud | 1,045.40   | 679.51     | 79.0            | 671254369511 |
| 20201402  | WETS-2020.1402 | ADA Floor Mount Toilet Fixture w/Royal® 111-1.28 SMO, Top Spud       | 887.30     | 576.75     | 81.0            | 671254371217 |
| 20201403  | WETS-2020.1403 | ADA Floor Mount Toilet Fixture w/Royal® 111-1.28 SMOOTH®, Top Spud   | 881.05     | 572.68     | 81.0            | 671254354418 |
| 20201410  | WETS-2020.1410 | ADA Floor Mount Toilet Fixture w/Royal® 111-1.28 SFSM, Top Spud      | 830.55     | 539.86     | 77.0            | 671254415904 |
| 20201411  | WETS-2020.1411 | ADA Floor Mount Toilet Fixture w/ECOS® 111-1.28 HW, Top Spud         | 1,118.70   | 727.16     | 77.0            | 671254416215 |
| 20201412  | WETS-2020.1412 | ADA Floor Mount Toilet Fixture w/ Sloan 8111-1.28, Top Spud          | 951.60     | 618.54     | 79.0            | 671254416208 |
| 20201415  | WETS-2020.1415 | ADA Floor Mount Toilet Fixture w/ Sloan 111-1.28 ESS, Top Spud       | 1,092.95   | 710.42     | 77.0            | 671254399372 |
| 20201416  | WETS-2020.1416 | ADA Floor Mount Toilet Fixture w/Sloan 111-1.28 ESS TMO, Top Spud    | 1,149.55   | 747.21     | 77.0            | 671254424142 |
| 20201420  | WETS-2020.1420 | ADA Floor Mount Toilet Fixture w/Sloan 111-1.28 SFSM, Top Spud       | 816.75     | 530.89     | 77.0            | 671254414334 |
| 20211101  | WETS-2021.1101 | ADA Floor Mount Toilet Fixture w/ECOS 8111-1.1, Top Spud             | 1,057.65   | 687.47     | 60.0            | 671254425460 |
| 20211201  | WETS-2021.1201 | ADA Floor Mount Toilet Fixture w/SOLIS® 8111-1.1, Top Spud           | 1,081.75   | 703.14     | 79.0            | 671254425491 |
| 20221002  | WETS-2022.1002 | ADA Floor Mount Toilet Fixture w/WES 111-1.6/1.1, Top Spud           | 514.15     | 334.20     | 77.0            | 671254372023 |
| 20221101  | WETS-2022.1101 | ADA Floor Mount Toilet Fixture w/ECOS® 8111-1.6/1.1, Top Spud        | 1,057.65   | 687.47     | 77.0            | 671254372054 |
| 20221201  | WETS-2022.1201 | ADA Floor Mount Toilet Fixture w/SOLIS® 8111-1.6/1.1, Top Spud       | 1,081.75   | 703.14     | 77.0            | 671254372061 |
| 20221303  | WETS-2022.1303 | ADA Floor Mount Toilet Fixture w/ECOS® 111-1.6/1.1 HW, Top Spud      | 1,118.70   | 727.16     | 77.0            | 671254380288 |
| 20221420  | WETS-2022.1420 | ADA Floor Mount Toilet Fixture w/Sloan 111-DFSM, Top Spud            | 873.35     | 567.68     | 77.0            | 671254441576 |
| 20231001  | WETS-2023.1001 | ADA Floor Mount Toilet Fixture w/Royal® 111-1.6, Top Spud            | 463.00     | 300.95     | 77.0            | 671254372214 |
| 20231004  | WETS-2023.1004 | ADA Floor Mount Toilet Fixture w/GEM•2® 111-1.6, Top Spud            | 461.70     | 300.11     | 77.0            | 671254380851 |
| 20231006  | WETS-2023.1006 | ADA Floor Mount Toilet Fixture w/Crown® 111-1.6, Top Spud            | 482.30     | 313.50     | 77.0            | 671254380875 |
| 20231010  | WETS-2023.1010 | ADA Floor Mount Toilet Fixture w/Sloan 111-1.6, Top Spud             | 449.20     | 291.98     | 77.0            | 671254399389 |
| 20231201  | WETS-2023.1201 | ADA Floor Mount Toilet Fixture w/SOLIS® 8111-1.6, Top Spud           | 1,081.75   | 703.14     | 77.0            | 671254372238 |
| 20231301  | WETS-2023.1301 | ADA Floor Mount Toilet Fixture w/Royal® 111-1.6 ES-S, Top Spud       | 1,107.95   | 720.17     | 77.0            | 671254390744 |
| 20231401  | WETS-2023.1401 | ADA Floor Mount Toilet Fixture w/G2 Optima Plus® 8111-1.6, Top Spud  | 1,045.40   | 679.51     | 77.0            | 671254372221 |
| 20231404  | WETS-2023.1404 | ADA Floor Mount Toilet Fixture w/GEM•2® 111 SMO, Top Spud            | 901.00     | 585.65     | 77.0            | 671254380868 |
| 20231406  | WETS-2023.1406 | ADA Floor Mount Toilet Fixture w/Crown® 111-1.6 SMO, Top Spud        | 906.30     | 589.10     | 77.0            | 671254380882 |
| 20231410  | WETS-2023.1410 | ADA Floor Mount Toilet Fixture w/Sloan® 111-1.6 ESS, Top Spud        | 1,048.30   | 681.40     | 77.0            | 671254399396 |
| 20231415  | WETS-2023.1415 | ADA Floor Mount Toilet Fixture w/ Sloan 111-1.6 ESS, Top Spud        | 991.30     | 644.35     | 77.0            | 671254393653 |
| 20301030  | WETS-2030.1030 | ADA Floor Mount Toilet Fixture w/Royal® 940-1.28, Rear Spud          | 521.55     | 339.01     | 77.0            | 671254404113 |
| 22201010  | WETS-2220.1010 | ADA FM Rear Outlet Toilet Fixture w/Sloan 115-1.28, Top Spud         | 845.45     | 549.54     | 55.0            | 671254443402 |
| 22221020  | WETS-2222.1020 | ADA FM Rear Outlet Toilet Fixture w/Sloan WES 115, Top Spud          | 880.90     | 572.59     | 77.0            | 671254443419 |
| 22231010  | WETS-2223.1010 | ADA FM Rear Outlet Toilet Fixture w/Sloan 115-1.6, Top Spud          | 845.45     | 549.54     | 77.0            | 671254443396 |
| 23031402  | WETS-2303.1402 | Junior Toilet Fixture w/Royal 111-1.6 SMO, Top Spud                  | 955.00     | 620.75     | 77.0            | 671254431256 |



WETS-2020.1410



WETS-2020.1001



WETS-2022.1201



WETS-2023.1030

\*\*Contact Your Local Sloan Representative

Pricing subject to change without notice. For most current pricing, refer to online price sheets at [www.sloan.com](http://www.sloan.com)

| Code Number                            | Product Number | Description   | List Price | MAPP Price | Est. Wt. (lbs.) | UPC Code     |
|--|----------------|---|------------|------------|-----------------|--------------|
| <b>Wall Hung Water Closet Packages</b> |                |   |            |            |                 |              |
| 24501001                               | WETS-2450.1001 | Wall Hung Elongated Toilet Fixture w/Royal 111-1.28, Top Spud           | 428.25     | 278.36     | 65.7            | 671254430259 |
| 24501010                               | WETS-2450.1010 | Wall Hung Elongated Toilet Fixture w/Sloan111-1.28 DFB, Top Spud        | 427.55     | 277.91     | 77.0            | 671254430280 |
| 24501201                               | WETS-2450.1201 | Wall Hung Elongated Toilet Fixture w/SOLIS 8111-1.28, Top Spud          | 1,047.00   | 680.55     | 77.0            | 671254430266 |
| 24501301                               | WETS-2450.1301 | Wall Hung Elongated Toilet Fixture w/Royal 111-1.28 ESS, Top Spud       | 1,073.20   | 697.58     | 67.0            | 671254430327 |
| 24501303                               | WETS-2450.1303 | Wall Hung Elongated Toilet Fixture w/Royal 111-1.28 ESS TMO, Top Spud   | 1,128.45   | 733.49     | 77.0            | 671254432468 |
| 24501320                               | WETS-2450.1320 | Wall Hung Elongated Toilet Fixture w/Sloan111-1.28 ESS TMO, Top Spud    | 1,114.80   | 724.62     | 77.0            | 671254430662 |
| 24501401                               | WETS-2450.1401 | Wall Hung Elongated Toilet Fixture w/G28111-1.28, Top Spud              | 1,010.65   | 656.92     | 77.0            | 671254430310 |
| 24501402                               | WETS-2450.1402 | Wall Hung Elongated Toilet Fixture w/Royal 111-1.28 SMO, Top Spud       | 852.55     | 554.16     | 77.0            | 671254430334 |
| 24501403                               | WETS-2450.1403 | Wall Hung Elongated Toilet Fixture w/Royal 111-1.28 SMOOTH, Top Spud    | 846.30     | 550.10     | 63.3            | 671254432451 |
| 24501404                               | WETS-2450.1404 | Wall Hung Elongated Toilet Fixture w/GEM 111-1.28 SFSM, Top Spud        | 809.80     | 526.37     | 77.0            | 671254444812 |
| 24501410                               | WETS-2450.1420 | Wall Hung Elongated Toilet Fixture w/Sloan 111-1.28 SFSM, Top Spud      | 795.80     | 517.27     | 77.0            | 671254433267 |
| 24501411                               | WETS-2450.1411 | Wall Hung Elongated Toilet Fixture w/ECOS111-1.28 HW, Top Spud          | 1,083.95   | 704.57     | 77.0            | 671254444379 |
| 24501412                               | WETS-2450.1412 | Wall Hung Elongated Toilet Fixture w/Sloan 8111-1.28, Top Spud          | 916.85     | 595.95     | 79.0            | 671254432017 |
| 24501415                               | WETS-2450.1415 | Wall Hung Elongated Toilet Fixture w/Sloan111-1.28 ESS, Top Spud        | 1,058.20   | 687.83     | 77.0            | 671254431669 |
| 24501417                               | WETS-2450.1415 | Wall Hung Elongated Toilet Fixture w/Sloan 111-1.28 ESS TP, Top Spud    | 1,140.35   | 741.23     | 77.0            | 671254433465 |
| 24501420                               | WETS-2450.1420 | Wall Hung Elongated Toilet Fixture w/Royal111-1.28 SFSM, Top Spud       | 782.00     | 508.30     | 77.0            | 671254432406 |
| 24501430                               | WETS-2450.1430 | Wall Hung Elongated Toilet Fixture w/ECOS115-1.28 HW, Top Spud          | 1,178.30   | 765.90     | 77.0            | 671254435278 |
| 24511101                               | WETS-2451.1101 | Wall Hung Elongated Toilet Fixture w/ECOS8111-1.1, Top Spud             | 1,022.90   | 664.89     | 60.0            | 671254430242 |
| 24511201                               | WETS-2451.1201 | Wall Hung Elongated Toilet Fixture w/SOLIS 8111-1.1, Top Spud           | 1,047.00   | 680.55     | 60.0            | 671254430235 |
| 24521002                               | WETS-2452.1002 | Wall Hung Elongated Toilet Fixture w/WES111-1.6/1.1, Top Spud           | 479.40     | 311.61     | 77.0            | 671254430273 |
| 24521022                               | WETS-2452.1022 | Wall Hung Elongated Toilet Fixture w/Sloan111-1.6/1.2 WES DFB, Top Spud | 461.10     | 299.72     | 77.0            | 671254433151 |
| 24521101                               | WETS-2452.1101 | Wall Hung Elongated Toilet Fixture w/ECOS8111-1.6/1.1, Top Spud         | 1,022.90   | 664.89     | 68.0            | 671254430303 |
| 24521201                               | WETS-2452.1201 | Wall Hung Elongated Toilet Fixture w/SOLIS 8111-1.6/1.1, Top Spud       | 1,047.00   | 680.55     | 68.0            | 671254430716 |
| 24521303                               | WETS-2452.1303 | Wall Hung Elongated Toilet Fixture w/ECOS111-1.6/1.1 HW, Top Spud       | 1,083.95   | 704.57     | 68.0            | 671254434998 |
| 24531010                               | WETS-2453.1010 | Wall Hung Elongated Toilet Fixture w/Sloan111-1.6, Top Spud             | 414.45     | 269.39     | 77.0            | 671254430341 |
| 24531301                               | WETS-2453.1301 | Wall Hung Elongated Toilet Fixture w/Royal 111-1.6 ESS, Top Spud        | 1,073.20   | 697.58     | 77.0            | 671254436572 |
| 24531304                               | WETS-2453.1304 | Wall Hung Elongated Toilet Fixture w/Royal 111-1.6 ESS TMO, Top Spud    | 1,128.45   | 733.49     | 77.0            | 671254435346 |
| 24531401                               | WETS-2453.1401 | Wall Hung Elongated Toilet Fixture w/G28111-1.6, Top Spud               | 1,010.65   | 656.92     | 77.0            | 671254430754 |
| 24531402                               | WETS-2453.1402 | Wall Hung Elongated Toilet Fixture w/Royal 111-1.6 SMO, Top Spud        | 852.55     | 554.16     | 77.0            | 671254431249 |
| 24601200                               | WETS-2460.1200 | Wall Hung Elongated Toilet Fixture w/SOLIS 8152-1.28 , Rear Spud        | 1,746.90   | 1,135.49   | 77.0            | 671254443891 |
| 24601312                               | WETS-2460.1312 | Wall Hung Elongated Toilet Fixture w/Royal152-1.28 ESS SWB, Rear Spud   | 1,456.50   | 946.73     | 77.0            | 671254438163 |



WETS-2450.1001



WETS-2452.1201



WETS-2450.1301



WETS-2452.1101

\*\*Contact Your Local Sloan Representative

Pricing subject to change without notice. For most current pricing, refer to online price sheets at [www.sloan.com](http://www.sloan.com)

| Code Number   | Product Number | Description   | List Price | MAPP Price | Est. Wt. (lbs.) | UPC Code     |
|---|----------------|---|------------|------------|-----------------|--------------|
| <b>Urinal Combination Packages - with Flushometer</b> |                |   |            |            |                 |              |
| <b>Standard Urinal Packages</b>                       |                |   |            |            |                 |              |
| 10001001  | WEUS-1000.1001 | Urinal Fixture w/Royal® 186-0.125, Top Spud           | 602.25     | 391.46     | 77.0            | 671254348769 |
| 10001006  | WEUS-1000.1006 | Urinal Fixture w/Crown® 186-0.125, Top Spud           | 621.55     | 404.01     | 77.0            | 671254417533 |
| 10001007  | WEUS-1000.1007 | Urinal Fixture w/GEM•2® 186-0.125, Top Spud           | 600.95     | 390.62     | 77.0            | 671254428256 |
| 10001010  | WEUS-1000.1010 | Urinal Fixture w/Sloan 186 - 0.125, Top Spud          | 601.55     | 391.01     | 77.0            | 671254400856 |
| 10001020  | WEUS-1000.1001 | Urinal Fixture w/Royal® 186-0.125 w/1" Stop, Top Spud | 602.25     | 391.46     | 77.0            | 671254404489 |
| 10001201  | WEUS-1000.1201 | Urinal Fixture w/SOLIS® 8186-0.125, Top Spud          | 1,221.00   | 793.65     | 79.0            | 671254370364 |
| 10001301  | WEUS-1000.1301 | Urinal Fixture w/Royal® 186-0.125 ES-S, Top Spud      | 1,223.80   | 795.47     | 71.0            | 671254349803 |
| 10001302  | WEUS-1000.1302 | Urinal Fixture w/Royal® 186-0.125 HWS, Top Spud       | 1,084.00   | 704.60     | 80.0            | 671254350526 |
| 10001303  | WEUS-1000.1303 | Urinal Fixture w/Royal® 186-0.125 ES-S OR, Top Spud   | 1,247.20   | 810.68     | 80.0            | 671254372740 |
| 10001304  | WEUS-1000.1304 | Urinal Fixture w/Royal® 186-0.125 ES-S TMO, Top Spud  | 1,279.00   | 831.35     | 80.0            | 671254389120 |
| 10001310  | WEUS-1000.1310 | Urinal Fixture w/Sloan 186-0.125 SM HW, Top Spud      | 1,084.00   | 704.60     | 80.0            | 671254403871 |
| 10001315  | WEUS-1000.1315 | Urinal Fixture w/Royal 186-0.125 SFSM HW, Top Spud    | 1,026.40   | 667.16     | 80.0            | 671254433854 |
| 10001331  | WEUS-1000.1331 | Urinal Fixture w/Sloan 186-0.125 ESS, Top Spud        | 1,165.55   | 757.61     | 80.0            | 671254378834 |
| 10001332  | WEUS-1000.1332 | Urinal Fixture w/Sloan 186-0.125 ESS TMO, Top Spud    | 1,265.70   | 822.71     | 80.0            | 671254407336 |
| 10001401  | WEUS-1000.1401 | Urinal Fixture w/ECOS® 8186-0.125, Top Spud           | 1,144.50   | 743.93     | 79.0            | 671254370630 |
| 10001402  | WEUS-1000.1402 | Urinal Fixture w/Royal® 186-0.125 SMO, Top Spud       | 1,026.55   | 667.26     | 80.0            | 671254348820 |
| 10001403  | WEUS-1000.1403 | Urinal Fixture w/Royal® 186-0.125 SMOOTH®, Top Spud   | 1,020.30   | 663.20     | 80.0            | 671254348271 |
| 10001411  | WEUS-1000.1411 | Urinal Fixture w/ECOS® 186-0.125 HW, Top Spud         | 1,257.95   | 817.67     | 77.0            | 671254370647 |
| 10001415  | WEUS-1000.1415 | Urinal Fixture w/ Sloan 8186-0.125, Top Spud          | 1,090.85   | 709.05     | 79.0            | 671254393431 |
| 10001420  | WEUS-1000.1420 | Urinal Fixture w/Sloan186-0.125 SFSM, Top Spud        | 969.10     | 629.92     | 77.0            | 671254441552 |
| 10021001  | WEUS-1002.1001 | Urinal Fixture w/Royal® 186-0.25, Top Spud            | 602.25     | 391.46     | 77.0            | 671254348899 |
| 10021201  | WEUS-1002.1201 | Urinal Fixture w/SOLIS® 8186-0.25, Top Spud           | 1,221.00   | 793.65     | 79.0            | 671254350335 |
| 10021301  | WEUS-1002.1301 | Urinal Fixture w/Royal® 186-0.25 ES-S, Top Spud       | 1,223.80   | 795.47     | 80.0            | 671254350212 |
| 10021302  | WEUS-1002.1302 | Urinal Fixture w/Royal® 186-0.25 HWS, Top Spud        | 1,084.00   | 704.60     | 80.0            | 671254350618 |
| 10021303  | WEUS-1002.1303 | Urinal Fixture w/Royal® 186-0.25 ES-S OR, Top Spud    | 1,223.80   | 795.47     | 80.0            | 671254388260 |
| 10021304  | WEUS-1002.1304 | Urinal Fixture w/Royal® 186-0.25 ES-S TMO, Top Spud   | 1,279.00   | 831.35     | 80.0            | 671254390645 |
| 10021401  | WEUS-1002.1401 | Urinal Fixture w/Sloan ECOS® 8186-0.25, Top Spud      | 1,144.50   | 743.93     | 79.0            | 671254349032 |
| 10021402  | WEUS-1002.1402 | Urinal Fixture w/Royal® 186-0.25 SMO, Top Spud        | 1,026.55   | 667.26     | 80.0            | 671254349049 |
| 10021403  | WEUS-1002.1403 | Urinal Fixture w/Royal® 186-0.25 SMOOTH®, Top Spud    | 1,020.30   | 663.20     | 80.0            | 671254349063 |
| 10021410  | WEUS-1002.1410 | Urinal Fixture w/Royal® 186-0.25 SFSM, Top Spud       | 969.80     | 630.37     | 80.0            | 671254415881 |
| 10021415  | WEUS-1002.1415 | Urinal Fixture w/ Sloan 8186-0.25, Top Spud           | 1,090.85   | 709.05     | 77.0            | 671254431317 |
| 10051001  | WEUS-1005.1001 | Urinal Fixture w/Royal® 186-0.50, Top Spud            | 602.25     | 391.46     | 77.0            | 671254372160 |
| 10051004  | WEUS-1005.1004 | Urinal Fixture w/GEM•2® 186-0.5, Top Spud             | 600.95     | 390.62     | 77.0            | 671254406490 |
| 10051010  | WEUS-1005.1010 | Urinal Fixture w/Sloan 186 - 0.5, Top Spud            | 588.45     | 382.49     | 77.0            | 671254401389 |
| 10051201  | WEUS-1005.1201 | Urinal Fixture w/SOLIS® 8186-0.5, Top Spud            | 1,221.00   | 793.65     | 77.0            | 671254371972 |
| 10051301  | WEUS-1005.1301 | Urinal Fixture w/Royal® 186-0.5 ES-S, Top Spud        | 1,223.80   | 795.47     | 77.0            | 671254390256 |
| 10051304  | WEUS-1005.1304 | Urinal Fixture w/Royal® 186-0.5 ES-S TMO, Top Spud    | 1,279.00   | 831.35     | 80.0            | 671254390669 |
| 10051332  | WEUS-1005.1332 | Urinal Fixture w/Sloan 186-0.5 ESS TMO, Top Spud      | 1,265.70   | 822.71     | 80.0            | 671254412095 |
| 10051335  | WEUS-1005.1335 | Urinal Fixture w/ Sloan 186-0.5 DFB ESS, Top Spud     | 1,209.10   | 785.92     | 77.0            | 671254400825 |
| 10051401  | WEUS-1005.1401 | Urinal Fixture w/G2 Optima Plus® 8186-0.5, Top Spud   | 1,184.65   | 770.02     | 77.0            | 671254371965 |
| 10051402  | WEUS-1005.1402 | Urinal Fixture w/Royal® 186-0.5 SMO, Top Spud         | 1,026.55   | 667.26     | 53.0            | 671254415850 |
| 10051415  | WEUS-1005.1415 | Urinal Fixture w/ Sloan 8186-0.5, Top Spud            | 1,090.85   | 709.05     | 77.0            | 671254401396 |



WEUS-1000.1001



WEUS-1000.1420



WEUS-1000.1201



WEUS-1005.1304

\*\*Contact Your Local Sloan Representative

Pricing subject to change without notice. For most current pricing, refer to online price sheets at [www.sloan.com](http://www.sloan.com)

| Code Number | Product Number | Description  | List Price | MAPP Price | Est. Wt. (lbs.) | UPC Code     |
|-------------|----------------|--|------------|------------|-----------------|--------------|
| 10051416    | WEUS-1005.1416 | Urinal Fixture w/Sloan 8186-0.5 DFB, Top Spud                          | 1,130.55   | 734.86     | 77.0            | 671254404045 |
| 10051420    | WEUS-1005.1420 | Urinal Fixture w/Sloan186-0.5 SFSM, Top Spud                           | 969.40     | 630.11     | 77.0            | 671254432413 |
| 10061001    | WEUS-1006.1001 | Urinal Fixture w/Royal® 186-1.0, Top Spud                              | 602.25     | 391.46     | 77.0            | 671254372481 |
| 10061004    | WEUS-1006.1004 | Urinal Fixture w/GEM•2® 186-1.0, Top Spud                              | 600.95     | 390.62     | 77.0            | 671254443716 |
| 10061010    | WEUS-1006.1010 | Urinal Fixture w/Sloan 186 - 1.0, Top Spud                             | 588.45     | 382.49     | 77.0            | 671254393677 |
| 10061301    | WEUS-1006.1301 | Urinal Fixture w/Royal® 186-1.0 ES-S, Top Spud                         | 1,223.80   | 795.47     | 77.0            | 671254390812 |
| 10061304    | WEUS-1006.1304 | Urinal Fixture w/Royal® 186-1.0 ES-S TMO, Top Spud                     | 1,279.00   | 831.35     | 77.0            | 671254435339 |
| 10061331    | WEUS-1006.1331 | Urinal Fixture w/Sloan 186-1.0 ESS, Top Spud                           | 1,165.55   | 757.61     | 77.0            | 671254390263 |
| 10061401    | WEUS-1006.1401 | Urinal Fixture w/G2 Optima Plus® 8186-1.0, Top Spud                    | 1,184.65   | 770.02     | 77.0            | 671254398719 |
| 10061415    | WEUS-1006.1415 | Urinal Fixture w/ Sloan 8186-1.0, Top Spud                             | 1,090.85   | 709.05     | 77.0            | 671254404359 |
| 10101011    | WEUS-1010.1011 | Urinal Fixture w/Royal® 995-0.125 (2" to 10-3/4" LDIM), Rear Spud      | 658.60     | 428.09     | 80.0            | 671254378629 |
| 10101015    | WEUS-1010.1015 | Urinal Fixture w/Royal 195-0.125 10-3/4, Top Spud                      | 697.75     | 453.54     | 80.0            | 671254422285 |
| 10101311    | WEUS-1010.1311 | Urinal Fixture w/Royal® 195-0.125 ES-S (2" to 10-3/4" LDIM), Rear Spud | 1,161.70   | 755.11     | 80.0            | 671254373600 |
| 10101312    | WEUS-1010.1312 | Urinal Fixture w/Royal® 195-0.125 ES-SM, Rear Spud                     | 1,877.25   | 1,220.21   | 80.0            | 671254389717 |
| 10101313    | WEUS-1010.1313 | Urinal Fixture w/Royal® 195-0.125 ES-S SWB, Rear Spud                  | 1,630.45   | 1,059.79   | 80.0            | 671254392281 |
| 10101331    | WEUS-1010.1331 | Urinal Fixture w/Sloan 195-0.125 ESS, Rear Spud                        | 1,109.40   | 721.11     | 80.0            | 671254386532 |
| 10121011    | WEUS-1012.1011 | Urinal Fixture w/Royal® 995-0.25 (2" to 10-3/4" LDIM), Rear Spud       | 658.60     | 428.09     | 80.0            | 671254378636 |
| 10121311    | WEUS-1012.1311 | Urinal Fixture w/Royal® 195-0.25 ES-S (2" to 10-3/4" LDIM), Rear Spud  | 1,161.70   | 755.11     | 80.0            | 671254373716 |
| 10151311    | WEUS-1015.1311 | Urinal Fixture w/Royal® 195-0.5 ES-S, Rear Spud                        | 1,161.70   | 755.11     | 80.0            | 671254403321 |

#### Retrofit Urinal Packages

|          |                |   |          |        |      |              |
|----------|----------------|---|----------|--------|------|--------------|
| 12001001 | WEUS-1200.1001 | Retrofit Urinal Fixture w/Royal® 186-0.125, Top Spud      | 630.85   | 410.05 | 77.0 | 671254391499 |
| 12001004 | WEUS-1200.1004 | Retrofit Urinal Fixture w/GEM•2® 186-0.125, Top Spud      | 629.55   | 409.21 | 77.0 | 671254429123 |
| 12001006 | WEUS-1200.1006 | Retrofit Urinal Fixture w/Crown® 186-0.125, Top Spud      | 650.15   | 422.60 | 77.0 | 671254417526 |
| 12001010 | WEUS-1200.1010 | Retrofit Urinal Fixture w/Sloan 186 - 0.125, Top Spud     | 630.15   | 409.60 | 77.0 | 671254401419 |
| 12001015 | WEUS-1200.1015 | Urinal Fixture w/Royal 186-0.125 SFSM, Top Spud           | 998.40   | 648.96 | 77.0 | 671254424777 |
| 12001201 | WEUS-1200.1201 | Retrofit Urinal Fixture w/SOLIS® 8186-0.125, Top Spud     | 1,249.60 | 812.24 | 79.0 | 671254391994 |
| 12001301 | WEUS-1200.1301 | Retrofit Urinal Fixture w/Royal® 186-0.125 ES-S, Top Spud | 1,252.40 | 814.06 | 71.0 | 671254391178 |
| 12001410 | WEUS-1200.1410 | Retrofit Urinal Fixture w/ECOS® 8186-0.125, Top Spud      | 1,173.10 | 762.52 | 79.0 | 671254391147 |
| 12001415 | WEUS-1200.1415 | Urinal Fixture w/ Sloan 8186-0.125, Top Spud              | 1,119.45 | 727.64 | 77.0 | 671254401426 |
| 12001420 | WEUS-1200.1420 | Retrofit Urinal Fixture w/Crown® 186-0.125 SMO, Top Spud  | 1,116.60 | 725.79 | 77.0 | 671254420793 |
| 12021001 | WEUS-1202.1001 | Retrofit Urinal Fixture w/Royal® 186-0.25, Top Spud       | 630.85   | 410.05 | 77.0 | 671254391505 |
| 12021015 | WEUS-1202.1015 | Retrofit Urinal Fixture w/Royal® 186-0.25 SFSM, Top Spud  | 998.40   | 648.96 | 77.0 | 671254415331 |
| 12021301 | WEUS-1202.1301 | Retrofit Urinal Fixture w/Royal® 186-0.25 ES-S, Top Spud  | 1,252.40 | 814.06 | 80.0 | 671254391185 |
| 12021410 | WEUS-1202.1410 | Retrofit Urinal Fixture w/ECOS® 8186-0.25, Top Spud       | 1,173.10 | 762.52 | 79.0 | 671254391154 |
| 12051001 | WEUS-1205.1001 | Retrofit Urinal Fixture w/Royal® 186-0.5, Top Spud        | 630.85   | 410.05 | 77.0 | 671254391611 |
| 12051004 | WEUS-1205.1004 | Retrofit Urinal Fixture w/GEM•2® 186-0.5, Top Spud        | 629.55   | 409.21 | 77.0 | 671254406483 |
| 12051010 | WEUS-1205.1010 | Retrofit Urinal Fixture w/Sloan 186 - 0.5, Top Spud       | 617.05   | 401.08 | 77.0 | 671254401198 |
| 12051020 | WEUS-1205.1020 | Retrofit Urinal Fixture w/Crown® 186-0.5, Top Spud        | 650.15   | 422.60 | 77.0 | 671254418462 |
| 12051301 | WEUS-1205.1301 | Retrofit Urinal Fixture w/Royal® 186-0.5 ES-S, Top Spud   | 1,252.40 | 814.06 | 77.0 | 671254391192 |
| 12051410 | WEUS-1205.1410 | Retrofit Urinal Fixture w/ECOS® 8186-0.5, Top Spud        | 1,173.10 | 762.52 | 77.0 | 671254391161 |
| 12051415 | WEUS-1205.1415 | Urinal Fixture w/ Sloan 8186-0.5, Top Spud                | 1,119.45 | 727.64 | 77.0 | 671254401204 |



WEUS-1000.1006



WEUS-7000.1006



WEUS-7000.1001



WEUS-7000.1201

\*\*Contact Your Local Sloan Representative

Pricing subject to change without notice. For most current pricing, refer to online price sheets at [www.sloan.com](http://www.sloan.com)

| Code Number                  | Product Number | Description   | List Price | MAPP Price | Est. Wt. (lbs.) | UPC Code     |
|------------------------------|----------------|---|------------|------------|-----------------|--------------|
| <b>Small Urinal Packages</b> |                |   |            |            |                 |              |
| 70001001                     | WEUS-7000.1001 | Small Urinal Fixture w/Royal® 186-0.125, Top Spud         | 485.10     | 315.32     | 53.0            | 671254384804 |
| 70001006                     | WEUS-7000.1006 | Small Urinal Fixture w/Crown® 186-0.125, Top Spud         | 504.40     | 327.86     | 53.0            | 671254417519 |
| 70001010                     | WEUS-7000.1010 | Small Urinal Fixture w/Sloan 186 - 0.125, Top Spud        | 484.40     | 314.86     | 77.0            | 671254416826 |
| 70001201                     | WEUS-7000.1201 | Small Urinal Fixture w/SOLIS 8186-0.125, Top Spud         | 1,103.85   | 717.50     | 53.0            | 671254381216 |
| 70001301                     | WEUS-7000.1301 | Small Urinal Fixture w/Royal® 186-0.125 ES-S, Top Spud    | 1,106.65   | 719.32     | 53.0            | 671254381339 |
| 70001401                     | WEUS-7000.1401 | Small Urinal Fixture w/ECOS® 8186-0.125, Top Spud         | 1,027.35   | 667.78     | 53.0            | 671254381377 |
| 70001402                     | WEUS-7000.1402 | Small Urinal Fixture w/Royal® 186-0.125 SMO, Top Spud     | 909.40     | 591.11     | 53.0            | 671254381384 |
| 70001404                     | WEUS-7000.1404 | Small Urinal Fixture w/GEM 186-0.125 SFSM, Top Spud       | 866.65     | 563.32     | 53.0            | 671254444805 |
| 70001411                     | WEUS-7000.1411 | Small Urinal Fixture w/ECOS 186-0.125 HW, Top Spud        | 1,140.80   | 741.52     | 53.0            | 671254437111 |
| 70001420                     | WEUS-7000.1420 | Small Urinal Fixture w/Sloan 186-0.125 SFSM, Top Spud     | 851.95     | 553.77     | 53.0            | 671254420809 |
| 70021001                     | WEUS-7002.1001 | Small Urinal Fixture w/Royal® 186-0.25, Top Spud          | 485.10     | 315.32     | 53.0            | 671254381308 |
| 70021301                     | WEUS-7002.1301 | Small Urinal Fixture w/Royal® 186-0.25 ES-S, Top Spud     | 1,106.65   | 719.32     | 53.0            | 671254381513 |
| 70021401                     | WEUS-7002.1401 | Small Urinal Fixture w/ECOS® 8186-0.25, Top Spud          | 1,027.35   | 667.78     | 53.0            | 671254381537 |
| 70021402                     | WEUS-7002.1402 | Small Urinal Fixture w/Royal® 186-0.25 SMO, Top Spud      | 909.40     | 591.11     | 53.0            | 671254381544 |
| 70051001                     | WEUS-7005.1001 | Small Urinal Fixture w/Royal® 186-0.5, Top Spud           | 485.10     | 315.32     | 53.0            | 671254413450 |
| 70051201                     | WEUS-7005.1201 | Small Urinal Fixture w/SOLIS 8186-0.5, Top Spud           | 1,103.85   | 717.50     | 53.0            | 671254438408 |
| 70051301                     | WEUS-7005.1301 | Small Urinal Fixture w/Royal® 186-0.5 ES-S, Top Spud      | 1,106.65   | 719.32     | 53.0            | 671254413573 |
| 70051402                     | WEUS-7005.1402 | Small Urinal Fixture w/Royal® 186-0.5 SMO, Top Spud       | 909.40     | 591.11     | 53.0            | 671254413467 |
| 70051410                     | WEUS-7005.1410 | Small Urinal Fixture w/G2 Optima Plus® 8186-0.5, Top Spud | 1,067.50   | 693.88     | 77.0            | 671254415126 |
| 70051415                     | WEUS-7005.1415 | Small Urinal Fixture w/ Sloan 8186-0.5, Top Spud          | 973.70     | 632.91     | 77.0            | 671254415270 |
| 70061001                     | WEUS-7006.1001 | Small Urinal Fixture w/Royal® 186-1.0, Top Spud           | 485.10     | 315.32     | 53.0            | 671254413436 |
| 70061301                     | WEUS-7006.1301 | Small Urinal Fixture w/Royal® 186-1.0 ES-S, Top Spud      | 1,106.65   | 719.32     | 53.0            | 671254413443 |
| 70061402                     | WEUS-7006.1402 | Small Urinal Fixture w/Royal® 186-1.0 SMO, Top Spud       | 909.40     | 591.11     | 53.0            | 671254413474 |
| <b>Grid Strainer</b>         |                |   |            |            |                 |              |
| 0365036PK                    | ETF-460-A      | Chrome Plated Brass with 1-1/4" Outlet Tube               | 41.55      | 27.01      | 1.0             | 671254127142 |
| <b>Lavatory Shield</b>       |                |   |            |            |                 |              |
| 0365059                      | ETF-529        | Optishield Lavatory Shield                                | 381.55     | 248.01     | 5.3             | 671254221994 |

\*\*Contact Your Local Sloan Representative

Pricing subject to change without notice. For most current pricing, refer to online price sheets at [www.sloan.com](http://www.sloan.com)

This page intentionally left blank.



| Code Number | Product Number | Description | List Price | MAPP Price | Est. Wt. (lbs.) | UPC Code |
|-------------|----------------|-------------|------------|------------|-----------------|----------|
|-------------|----------------|-------------|------------|------------|-----------------|----------|

**Sensor-Activated Royal® Water Closet flushometers with True Mechanical Override**

24 VAC hardwire system, includes: solenoid operated dual-filtered fixed by-pass diaphragm flushometer with angle stop and vacuum breaker flush connection. Adaptive Optima® EL-1500-L water closet sensor with True Mechanical Override button, chrome plated wall plate(s) with vandal resistant screws –for exposed flushometer for 1-1/2" top spud bowls.

|          |                            |                    |        |        |       |              |
|----------|----------------------------|--------------------|--------|--------|-------|--------------|
| 3450155  | ROYAL 110 ES-S TMO         | 3.5 gpf (13.2 Lpf) | 963.95 | 626.57 | 9.04  | 671254378537 |
| 3450065  | ROYAL 111 ES-S TMO         | 1.6 gpf (6.0 Lpf)  | 963.95 | 626.57 | 9.04  | 671254372870 |
| 3450055  | ROYAL 111-1.28 ES-S TMO    | 1.28 gpf (4.8 Lpf) | 963.95 | 626.57 | 9.04  | 671254378254 |
| 3450260  | ROYAL 113-1.28 ES-S TMO    | 1.28 gpf (4.8 Lpf) | 970.70 | 630.96 | 9.04  | 671254384569 |
| 3450265  | ROYAL 113-1.6 ES-S TMO     | 1.6 gpf (6.0 Lpf)  | 970.70 | 630.96 | 9.04  | 671254385450 |
| 3450312  | ROYAL 115-1.28 ES-S TMO    | 1.28 gpf (4.8 Lpf) | 984.70 | 640.06 | 9.04  | 671254398238 |
| 3450310  | ROYAL 115-1.6 ES-S TMO     | 1.6 gpf (6.0 Lpf)  | 984.70 | 640.06 | 9.04  | 671254378544 |
| 3450408  | ROYAL 116-1.28 ES-S TMO    | 1.28 gpf (4.8 Lpf) | 989.45 | 643.14 | 9.04  | 671254397231 |
| 3450406  | ROYAL 116-1.6 ES-S TMO     | 1.6 gpf (6.0 Lpf)  | 989.45 | 643.14 | 9.04  | 671254378513 |
| 34516001 | ROYAL 152-1.28 ESS TMO SBX | 1.28 gpf (4.8 Lpf) | 883.55 | 574.31 | 10.20 | 671254491908 |
| 34516002 | ROYAL 152-1.6 ESS TMO SBX  | 1.6 gpf (6.0 Lpf)  | 883.55 | 574.31 | 10.20 | 671254527959 |
| 34516003 | ROYAL 152-1.1 ESS TMO SBX  | 1.1 gpf (4.2 Lpf)  | 883.55 | 574.31 | 10.20 | 671254527966 |

**Sensor-Activated Royal® Water Closet flushometers**

24 VAC hardwire system, includes: solenoid operated dual-filtered fixed by-pass diaphragm flushometer with angle stop and vacuum breaker flush connection. Adaptive Optima® EL-1500-L water closet sensor with Override button, chrome plated wall plate(s) with vandal resistant screws – for exposed flushometer for 1-1/2" top spud bowls.

|          |                     |                    |          |        |       |              |
|----------|---------------------|--------------------|----------|--------|-------|--------------|
| 3450147  | ROYAL 110 ES-S      | 3.5 gpf (13.2 Lpf) | 908.70   | 590.66 | 8.60  | 671254138209 |
| 3450047  | ROYAL 111 ES-S      | 1.6 gpf (6.0 Lpf)  | 908.70   | 590.66 | 8.70  | 671254138193 |
| 3450049  | ROYAL 111-1.28 ES-S | 1.28 gpf (4.8 Lpf) | 908.70   | 590.66 | 9.04  | 671254340251 |
| 34500005 | ROYAL 111-1.1 ESS   | 1.1 gpf (4.2 Lpf)  | 908.70   | 590.66 | 10.28 | 671254587144 |
| 3450247  | ROYAL 113 ES-S      | 3.5 gpf (13.2 Lpf) | 1,066.70 | 693.36 | 9.60  | 671254138216 |
| 3450255  | ROYAL 113-1.28 ES-S | 1.28 gpf (4.8 Lpf) | 915.55   | 595.11 | 9.62  | 671254384279 |
| 3450249  | ROYAL 113-1.6 ES-S  | 1.6 gpf (6.0 Lpf)  | 915.55   | 595.11 | 9.60  | 671254138223 |
| 3450347  | ROYAL 115 ES-S      | 3.5 gpf (13.2 Lpf) | 1,082.50 | 703.63 | 9.70  | 671254138230 |
| 3450351  | ROYAL 115-1.28 ES-S | 1.28 gpf (4.8 Lpf) | 929.10   | 603.92 | 9.85  | 671254432437 |
| 3450349  | ROYAL 115-1.6 ES-S  | 1.6 gpf (6.0 Lpf)  | 1,082.50 | 703.63 | 9.60  | 671254139114 |
| 3450447  | ROYAL 116 ES-S      | 3.5 gpf (13.2 Lpf) | 934.25   | 607.26 | 10.00 | 671254139121 |
| 3450449  | ROYAL 116-1.6 ES-S  | 1.6 gpf (6.0 Lpf)  | 1,088.45 | 707.49 | 10.00 | 671254139138 |

24 VAC hardwire system, includes: solenoid operated dual-filtered fixed by-pass diaphragm flushometer with angle stop and vacuum breaker flush connection. Adaptive Optima® EL-1500-L water closet sensor with Override button, chrome plated wall plate(s) with vandal resistant screws – for concealed flushometer for 1-1/2" exposed back spud bowls.

|         |                     |   |          |        |       |              |
|---------|---------------------|---|----------|--------|-------|--------------|
| 3451100 | ROYAL 140 ES-S      | 2-3/4" – 10-3/4" LDIM 3.5 gpf (13.2 Lpf)  | 898.55   | 584.06 | 12.00 | 671254138810 |
| 3451116 | ROYAL 140-1.28 ES-S | 2-3/4" – 10-3/4" LDIM 1.28 gpf (4.8 Lpf)  | 898.55   | 584.06 | 11.50 | 671254390423 |
| 3451101 | ROYAL 140-1.6 ES-S  | 2-3/4" – 10-3/4" LDIM 1.6 gpf (6.0 Lpf)   | 898.55   | 584.06 | 12.00 | 671254138827 |
| 3451110 | ROYAL 140 ES-S      | 11-3/4" – 12-3/4" LDIM 3.5 gpf (13.2 Lpf) | 1,046.85 | 680.45 | 12.00 | 671254138858 |
| 3451111 | ROYAL 140-1.6 ES-S  | 11-3/4" – 12-3/4" LDIM 1.6 gpf (6.0 Lpf)  | 898.55   | 584.06 | 12.00 | 671254138865 |

For "L" Dimension longer than 12-3/4", add 5.30 per inch.



ROYAL 111 ESS TMO



ROYAL 111 ES-S



ROYAL 140 ES-S

\*\*Contact Your Local Sloan Representative

Pricing subject to change without notice. For most current pricing, refer to online price sheets at [www.sloan.com](http://www.sloan.com)

| Code Number  | Product Number      | Description                               | List Price | MAPP Price | Est. Wt. (lbs.) | UPC Code     |
|--|---------------------|---|------------|------------|-----------------|--------------|
| 24 VAC hardwire system, includes: solenoid operated dual-filtered fixed by-pass diaphragm flushometer with angle stop and vacuum breaker flush connection. Adaptive Optima® EL-1500-L water closet sensor with Override button, chrome plated wall plate(s) with vandal resistant screws – for concealed flushometer for 1-1/2" concealed back spud bowls. |                     |   |            |            |                 |              |
| 3451600  | ROYAL 152 ES-S      | 2-3/4" – 10-3/4" LDIM 3.5 gpf (13.2 Lpf)  | 828.20     | 538.33     | 11.50           | 671254138735 |
| 3451648  | ROYAL 152-1.28 ES-S | 2-3/4" – 10-3/4" LDIM 1.28 gpf (4.8 Lpf)  | 828.20     | 538.33     | 11.50           | 671254343351 |
| 3451601  | ROYAL 152-1.6 ES-S  | 2-3/4" – 10-3/4" LDIM 1.6 gpf (6.0 Lpf)   | 828.20     | 538.33     | 11.50           | 671254138742 |
| 3451610  | ROYAL 152 ES-S      | 11-3/4" – 12-3/4" LDIM 3.5 gpf (13.2 Lpf) | 828.20     | 538.33     | 11.50           | 671254138773 |
| 3451676  | ROYAL 152-1.28 ES-S | 11-3/4" – 12-3/4" LDIM 1.28 gpf (4.8 Lpf) | 828.20     | 538.33     | 9.80            | 671254386549 |
| 3451611  | ROYAL 152-1.6 ES-S  | 11-3/4" – 12-3/4" LDIM 1.6 gpf (6.0 Lpf)  | 828.20     | 538.33     | 11.50           | 671254138780 |
| 3451620  | ROYAL 153 ES-S      | 2-3/4" – 10-3/4" LDIM 3.5 gpf (13.2 Lpf)  | 1,116.30   | 725.60     | 12.00           | 671254138698 |
| 3451659  | ROYAL 153-1.28 ES-S | 2-3/4" – 10-3/4" LDIM 1.28 gpf (4.8 Lpf)  | 958.10     | 622.77     | 12.00           | 671254386129 |
| 3451621  | ROYAL 153-1.6 ES-S  | 2-3/4" – 10-3/4" LDIM 1.6 gpf (6.0 Lpf)   | 958.10     | 622.77     | 12.00           | 671254138704 |
| 3451630  | ROYAL 153 ES-S      | 11-3/4" – 12-3/4" LDIM 3.5 gpf (13.2 Lpf) | 1,116.30   | 725.60     | 12.00           | 671254138896 |
| 3451631  | ROYAL 153-1.6 ES-S  | 11-3/4" – 12-3/4" LDIM 1.6 gpf (6.0 Lpf)  | 1,116.30   | 725.60     | 12.00           | 671254138902 |

For "L" Dimension longer than 12-3/4", add 5.30 per inch.

**Sensor-Activated Royal® Water Closet flushometer with Wall Box**

24 VAC hardwire system, includes: solenoid operated dual-filtered fixed by-pass diaphragm flushometer with angle stop and vacuum breaker flush connection. Adaptive Optima® EL-1500-L water closet sensor with Override button, 13" x 17" wall plate(s) with stainless steel access plate and vandal resistant screws – for concealed flushometer with wall box for 1-1/2" exposed back spud bowls.

|         |                        |   |          |          |       |              |
|---------|------------------------|---|----------|----------|-------|--------------|
| 3451102 | ROYAL 140-WB ES-S      | 2-3/4" – 10-3/4" LDIM 3.5 gpf (13.2 Lpf)  | 1,553.65 | 1,009.87 | 21.50 | 671254138834 |
| 3451115 | ROYAL 140-1.28-WB ES-S | 2-3/4" – 10-3/4" LDIM 1.28 gpf (4.8 Lpf)  | 1,333.55 | 866.81   | 21.79 | 671254370906 |
| 3451103 | ROYAL 140-1.6-WB ES-S  | 2-3/4" – 10-3/4" LDIM 1.6 gpf (6.0 Lpf)   | 1,333.55 | 866.81   | 21.50 | 671254138841 |
| 3451112 | ROYAL 140-WB ES-S      | 11-3/4" – 12-3/4" LDIM 3.5 gpf (13.2 Lpf) | 1,553.65 | 1,009.87 | 21.50 | 671254138872 |
| 3451113 | ROYAL 140-1.6-WB ES-S  | 11-3/4" – 12-3/4" LDIM 1.6 gpf (6.0 Lpf)  | 1,333.55 | 866.81   | 21.50 | 671254138889 |

For "L" Dimension longer than 12-3/4", add 5.30 per inch.

24 VAC hardwire system, includes: solenoid operated dual-filtered fixed by-pass diaphragm flushometer with angle stop and vacuum breaker flush connection. Adaptive Optima® EL-1500-L water closet sensor with Override button, 13" x 17" wall plate(s) with stainless steel access plate and vandal resistant screws – for concealed flushometer with wall box for 1-1/2" concealed back spud bowls.

|         |                        |   |          |        |       |              |
|---------|------------------------|---|----------|--------|-------|--------------|
| 3451602 | ROYAL 152-WB ES-S      | 2-3/4" – 10-3/4" LDIM 3.5 gpf (13.2 Lpf)  | 1,263.35 | 821.18 | 21.00 | 671254138759 |
| 3451649 | ROYAL 152-1.28-WB ES-S | 2-3/4" – 10-3/4" LDIM 1.28 gpf (4.8 Lpf)  | 1,263.35 | 821.18 | 21.45 | 671254345652 |
| 3451603 | ROYAL 152-1.6-WB ES-S  | 2-3/4" – 10-3/4" LDIM 1.6 gpf (6.0 Lpf)   | 1,263.35 | 821.18 | 21.00 | 671254138766 |
| 3451612 | ROYAL 152-WB ES-S      | 11-3/4" – 12-3/4" LDIM 3.5 gpf (13.2 Lpf) | 1,263.35 | 821.18 | 21.00 | 671254138797 |
| 3451613 | ROYAL 152-1.6-WB ES-S  | 11-3/4" – 12-3/4" LDIM 1.6 gpf (6.0 Lpf)  | 1,471.75 | 956.64 | 21.00 | 671254138803 |

For "L" Dimension longer than 12-3/4", add 5.30 per inch.



ROYAL 152 ES-S



ROYAL 153 ES-S



ROYAL 152-WB ES-S

\*\*Contact Your Local Sloan Representative

Pricing subject to change without notice. For most current pricing, refer to online price sheets at [www.sloan.com](http://www.sloan.com)

| Code Number  | Product Number         | Description                               | List Price | MAPP Price | Est. Wt. (lbs.) | UPC Code     |
|--|------------------------|---|------------|------------|-----------------|--------------|
| 24 VAC hardwire system, includes: solenoid operated dual-filtered fixed by-pass diaphragm flushometer with angle stop and vacuum breaker flush connection. Adaptive Optima® EL-1500-L water closet sensor with Override button, 13" x 17" wall plate(s) with stainless steel access plate and vandal resistant screws – for concealed flushometer with wall box for 1-1/2" exposed top spud bowls. |                        |   |            |            |                 |              |
| 3451622  | ROYAL 153-WB ES-S      | 2-3/4" – 10-3/4" LDIM 3.5 gpf (13.2 Lpf)  | 1,393.20   | 905.58     | 21.50           | 671254138711 |
| 3451654  | ROYAL 153-1.28-WB ES-S | 2-3/4" – 10-3/4" LDIM 1.28 gpf (4.8 Lpf)  | 1,393.20   | 905.58     | 22.10           | 671254354562 |
| 3451623  | ROYAL 153-1.6-WB ES-S  | 2-3/4" – 10-3/4" LDIM 1.6 gpf (6.0 Lpf)   | 1,393.20   | 905.58     | 21.50           | 671254138728 |
| 3451632  | ROYAL 153-WB ES-S      | 11-3/4" – 12-3/4" LDIM 3.5 gpf (13.2 Lpf) | 1,623.15   | 1,055.05   | 21.50           | 671254138919 |
| 3451633  | ROYAL 153-1.6-WB ES-S  | 11-3/4" – 12-3/4" LDIM 1.6 gpf (6.0 Lpf)  | 1,623.15   | 1,055.05   | 21.50           | 671254138926 |

For "L" Dimension longer than 12-3/4", add 5.30 per inch.

**Sensor-Activated Royal® Water Closet flushometer with Small Wall Box**

24 VAC hardwire system, includes: solenoid operated dual-filtered fixed by-pass diaphragm flushometer with angle stop and vacuum breaker flush connection. Adaptive Optima® EL-1500-L water closet sensor with piezo-technology Override button, 13" x 13" stainless steel access plate with vandal resistant screws – for concealed flushometer with Small Wall Box for 1-1/2" concealed back spud bowls.

|         |                             |  |          |        |       |              |
|---------|-----------------------------|--|----------|--------|-------|--------------|
| 3451653 | ROYAL 152-1.6 ES-S SWB      | 2-3/4" – 10-3/4" LDIM 1.6 gpf (6.0 Lpf)  | 1,263.35 | 821.18 | 18.00 | 671254352988 |
| 3451658 | ROYAL 152-1.28 ES-S SWB     | 2-3/4" – 10-3/4" LDIM 1.28 gpf (4.8 Lpf) | 1,263.35 | 821.18 | 18.00 | 671254376748 |
| 3451682 | ROYAL 152 ES-S TMO SWB      | 2-3/4" – 10-3/4" LDIM 3.5 gpf (13.2 Lpf) | 1,318.60 | 857.09 | 19.00 | 671254396197 |
| 3771621 | ROYAL 152-1.1 ESS TMO SWB   | 2-3/4" – 10-3/4" LDIM 1.1 gpf (4.2 Lpf)  | 1,381.50 | 897.98 | 19.00 | 671254468863 |
| 3451670 | ROYAL 152-1.28 ES-S TMO SWB | 2-3/4" – 10-3/4" LDIM 1.28 gpf (4.8 Lpf) | 1,318.60 | 857.09 | 19.00 | 671254382183 |
| 3451671 | ROYAL 152-1.6 ES-S TMO SWB  | 2-3/4" – 10-3/4" LDIM 1.6 gpf (6.0 Lpf)  | 1,318.60 | 857.09 | 17.50 | 671254382060 |

**Sensor-Activated Royal® Water Closet flushometer with Surface Mount Sensor**

24 VAC hardwire system, includes: solenoid operated dual-filtered fixed by-pass diaphragm flushometer with angle stop and vacuum breaker flush connection. Surface Mount water closet sensor with chrome plated die cast housing, piezo-technology Override button and RJ-11 sensor and solenoid connections – for concealed flushometer for 1-1/2" concealed back spud bowls.

|         |                      |  |          |          |       |              |
|---------|----------------------|--|----------|----------|-------|--------------|
| 3451636 | ROYAL 152 ES-SM      | 2-3/4"-10-3/4" LDIM 3.5 gpf (13.2 Lpf)   | 1,645.15 | 1,069.35 | 11.00 | 671254270473 |
| 3451667 | ROYAL 152-1.28 ES-SM | 2-3/4" – 10-3/4" LDIM 1.28 gpf (4.8 Lpf) | 1,645.15 | 1,069.35 | 10.97 | 671254389519 |
| 3451645 | ROYAL 152-1.6 ES-SM  | 2-3/4"-10-3/4" LDIM 1.6 gpf (6.0 Lpf)    | 1,412.10 | 917.87   | 11.00 | 671254336179 |
| 3451500 | ROYAL 150 ES-SM      | 2-3/4" – 10-3/4" LDIM 3.5 gpf (13.2 Lpf) | 1,581.15 | 1,027.75 | 11.00 | 671254265639 |
| 3451501 | ROYAL 150-1.6 ES-SM  | 2-3/4" – 10-3/4" LDIM 1.6 gpf (6.0 Lpf)  | 1,581.15 | 1,027.75 | 11.00 | 671254265646 |

**Sloan ECOS® Hardwire Dual-Flush Water Closet flushometers**

6 VAC hardwire system sensor-activated control module with Smart Sense Technology™ and flex-tube diaphragm flushometer with angle stop, vacuum breaker flush connection, sweat solder kit with cover tube and cast set screw wall flange – supplied less handle opening and with metal cover – for exposed flushometer for 1-1/2" top spud bowls.

|         |                      |                                       |        |        |      |              |
|---------|----------------------|---------------------------------------|--------|--------|------|--------------|
| 3370420 | ECOS 111-1.6/1.1 HW  | 1.6/1.1 gpf (6.0/4.2 Lpf) Dual Flush  | 919.45 | 597.64 | 8.66 | 671254376021 |
| 3370406 | ECOS 111-1.28/1.1 HW | 1.28/1.1 gpf (4.8/4.2 Lpf) Dual Flush | 919.45 | 597.64 | 8.40 | 671254591707 |
| 3370421 | ECOS 111-1.28 HW     | 1.28 gpf (4.8 Lpf) Dual Flush         | 919.45 | 597.64 | 8.66 | 671254383180 |
| 3370424 | ECOS 115-1.6/1.1 HW  | 1.6/1.1 gpf (6.0/4.2 Lpf) Dual Flush  | 938.45 | 609.99 | 8.66 | 671254389724 |



ROYAL 152-SWB ES-S



ROYAL 150 ES-SM



ROYAL 152 ES-SM

\*\*Contact Your Local Sloan Representative

Pricing subject to change without notice. For most current pricing, refer to online price sheets at [www.sloan.com](http://www.sloan.com)

| Code Number | Product Number | Description | List Price | MAPP Price | Est. Wt. (lbs.) | UPC Code |
|-------------|----------------|-------------|------------|------------|-----------------|----------|
|-------------|----------------|-------------|------------|------------|-----------------|----------|

**Sensor-Activated Royal® Urinal flushometers with True Mechanical Override**

24 VAC hardwire system, includes: solenoid operated dual-filtered fixed by-pass diaphragm flushometer with angle stop and vacuum breaker flush connection. Adaptive Optima® EL-1500 urinal sensor with True Mechanical Override and chrome plated wall plate(s) with vandal resistant screws for exposed flushometer for top spud urinals.

|          |                             |                     |          |        |      |              |
|----------|-----------------------------|---------------------|----------|--------|------|--------------|
| 3452643  | ROYAL 186-0.125 ES-S TMO    | 0.125 gpf (0.5 Lpf) | 940.50   | 611.33 | 8.54 | 671254380189 |
| 3452641  | ROYAL 186-0.25 ES-S TMO     | 0.25 gpf (1.0 Lpf)  | 940.50   | 611.33 | 8.54 | 671254378247 |
| 3452642  | ROYAL 186-0.5 ES-S TMO      | 0.5 gpf (1.9 Lpf)   | 940.50   | 611.33 | 8.54 | 671254380165 |
| 3452640  | ROYAL 186-1 ES-S TMO        | 1.0 gpf (3.8 Lpf)   | 940.50   | 611.33 | 8.54 | 671254374102 |
| 3452430  | ROYAL 180-1 ES-S TMO        | 1.0 gpf (3.8 Lpf)   | 940.50   | 611.33 | 8.54 | 671254383692 |
| 3452435  | ROYAL 180-1.5 ES-S TMO      | 1.5 gpf (5.7 Lpf)   | 940.50   | 611.33 | 8.54 | 671254382718 |
| 34532001 | ROYAL 195-1 ESS TMO SBX     | 1.0 gpf (3.8 Lpf)   | 1,009.80 | 656.37 | 9.60 | 671254491915 |
| 34532002 | ROYAL 195-0.5 ESS TMO SBX   | 0.5 gpf (1.9 Lpf)   | 1,009.80 | 656.37 | 9.60 | 671254527973 |
| 34532003 | ROYAL 195-0.25 ESS TMO SBX  | 0.25 gpf (1.0 Lpf)  | 1,009.80 | 656.37 | 9.60 | 671254491922 |
| 34532004 | ROYAL 195-0.125 ESS TMO SBX | 0.125 gpf (0.5 Lpf) | 1,009.80 | 656.37 | 9.60 | 671254491939 |

**Sensor-Activated Royal® Urinal flushometers**

24 VAC hardwire system, includes: solenoid operated dual-filtered fixed by-pass diaphragm flushometer with angle stop and vacuum breaker flush connection. Adaptive Optima® EL-1500 urinal sensor with chrome plated wall plate(s) with vandal resistant screws – for exposed flushometer for 1-1/4" top spud urinals.

|         |                      |                     |        |        |       |              |
|---------|----------------------|---------------------|--------|--------|-------|--------------|
| 3452447 | ROYAL 180 ES-S       | 3.5 gpf (13.2 Lpf)  | 885.30 | 575.45 | 10.50 | 671254139145 |
| 3452449 | ROYAL 180-1.5 ES-S   | 1.5 gpf (5.7 Lpf)   | 885.30 | 575.45 | 10.50 | 671254139152 |
| 3452473 | ROYAL 180-1 ES-S     | 1.0 gpf (3.8 Lpf)   | 885.30 | 575.45 | 10.50 | 671254139169 |
| 3452630 | ROYAL 186-0.125 ES-S | 0.125 gpf (0.5 Lpf) | 885.30 | 575.45 | 10.50 | 671254349674 |
| 3452625 | ROYAL 186-0.25 ES-S  | 0.25 gpf (1.0 Lpf)  | 885.30 | 575.45 | 10.50 | 671254346505 |
| 3452674 | ROYAL 186-0.5 ES-S   | 0.5 gpf (1.9 Lpf)   | 885.30 | 575.45 | 10.50 | 671254139190 |
| 3452673 | ROYAL 186-1 ES-S     | 1.0 gpf (3.8 Lpf)   | 885.30 | 575.45 | 10.50 | 671254139183 |
| 3452647 | ROYAL 186 ES-S       | 1.5 gpf (5.7 Lpf)   | 885.30 | 575.45 | 10.50 | 671254139176 |

24 VAC hardwire system, includes: solenoid operated dual-filtered fixed by-pass diaphragm flushometer with angle stop and vacuum breaker flush connection. Adaptive Optima® EL-1500 urinal sensor with chrome plated wall plate(s) with vandal resistant screws for concealed flushometer for 1-1/4" concealed back spud urinals.

|         |                    |   |        |        |       |              |
|---------|--------------------|---|--------|--------|-------|--------------|
| 3453000 | ROYAL 190 ES-S     | 2-3/4" – 10-3/4" LDIM 3.5 gpf (13.2 Lpf)  | 794.60 | 516.49 | 11.00 | 671254138575 |
| 3453001 | ROYAL 190-1.5 ES-S | 2-3/4" – 10-3/4" LDIM 1.5 gpf (5.7 Lpf)   | 794.60 | 516.49 | 11.00 | 671254138582 |
| 3453002 | ROYAL 190-1 ES-S   | 2-3/4" – 10-3/4" LDIM 1.0 gpf (3.8 Lpf)   | 794.60 | 516.49 | 11.00 | 671254138599 |
| 3453010 | ROYAL 190 ES-S     | 11-3/4" – 12-3/4" LDIM 3.5 gpf (13.2 Lpf) | 925.70 | 601.71 | 11.00 | 671254138636 |
| 3453011 | ROYAL 190-1.5 ES-S | 11-3/4" – 12-3/4" LDIM 1.5 gpf (5.7 Lpf)  | 925.70 | 601.71 | 11.00 | 671254138643 |

24 VAC hardwire system, includes: solenoid operated dual-filtered fixed by-pass diaphragm flushometer with angle stop and vacuum breaker flush connection. Adaptive Optima® EL-1500 urinal sensor with Override button – for concealed flushometer for 1-1/4" exposed top spud urinals.

|         |                    |   |          |        |       |              |
|---------|--------------------|---|----------|--------|-------|--------------|
| 3453020 | ROYAL 192 ES-S     | 2-3/4" – 10-3/4" LDIM 3.5 gpf (13.2 Lpf)  | 1,116.90 | 725.99 | 12.00 | 671254138513 |
| 3453021 | ROYAL 192-1.5 ES-S | 2-3/4" – 10-3/4" LDIM 1.5 gpf (5.7 Lpf)   | 958.60   | 623.09 | 12.00 | 671254138520 |
| 3453022 | ROYAL 192-1 ES-S   | 2-3/4" – 10-3/4" LDIM 1.0 gpf (3.8 Lpf)   | 1,116.90 | 725.99 | 12.00 | 671254138537 |
| 3453030 | ROYAL 192 ES-S     | 11-3/4" – 12-3/4" LDIM 3.5 gpf (13.2 Lpf) | 1,116.90 | 725.99 | 12.00 | 671254138933 |
| 3453031 | ROYAL 192-1.5 ES-S | 11-3/4" – 12-3/4" LDIM 1.5 gpf (5.7 Lpf)  | 1,116.90 | 725.99 | 12.00 | 671254138940 |
| 3453032 | ROYAL 192-1 ES-S   | 11-3/4" – 12-3/4" LDIM 1.0 gpf (3.8 Lpf)  | 1,116.90 | 725.99 | 12.00 | 671254138957 |



ROYAL 180 ES-S



ROYAL 186 ES-S



ROYAL 190 ES-S



ROYAL 192 ES-S

\*\*Contact Your Local Sloan Representative

| Code Number  | Product Number       | Description                               | List Price | MAPP Price | Est. Wt. (lbs.) | UPC Code     |
|--|----------------------|---|------------|------------|-----------------|--------------|
| 24 VAC hardwire system, includes: solenoid operated dual-filtered fixed by-pass diaphragm flushometer with angle stop and vacuum breaker flush connection. Adaptive Optima® EL-1500 urinal sensor with Override button – for concealed flushometer for 3/4" concealed back spud urinals. |                      |   |            |            |                 |              |
| 3453200  | ROYAL 195 ES-S       | 2-3/4" – 10-3/4" LDIM 1.5 gpf (5.7 Lpf)   | 794.60     | 516.49     | 11.00           | 671254138391 |
| 3453201  | ROYAL 195-1 ES-S     | 2-3/4" – 10-3/4" LDIM 1.0 gpf (3.8 Lpf)   | 794.60     | 516.49     | 11.00           | 671254138407 |
| 3453202  | ROYAL 195-0.5 ES-S   | 2-3/4" – 10-3/4" LDIM 0.5 gpf (1.9 Lpf)   | 794.60     | 516.49     | 11.00           | 671254138414 |
| 3453266  | ROYAL 195-0.25 ES-S  | 2-3/4" – 10-3/4" LDIM 0.25 gpf (1.0 Lpf)  | 794.60     | 516.49     | 8.90            | 671254373617 |
| 3453265  | ROYAL 195-0.125 ES-S | 2-3/4" – 10-3/4" LDIM 0.125 gpf (0.5 Lpf) | 794.60     | 516.49     | 8.90            | 671254373594 |
| 3453210  | ROYAL 195 ES-S       | 11-3/4" – 12-3/4" LDIM 1.5 gpf (5.7 Lpf)  | 925.70     | 601.71     | 11.00           | 671254138452 |
| 3453211  | ROYAL 195-1 ES-S     | 11-3/4" – 12-3/4" LDIM 1.0 gpf (3.8 Lpf)  | 925.70     | 601.71     | 11.00           | 671254138469 |
| 3453212  | ROYAL 195-0.5 ES-S   | 11-3/4" – 12-3/4" LDIM 0.5 gpf (1.9 Lpf)  | 794.60     | 516.49     | 11.00           | 671254138476 |
| 34532006   | ROYAL 195-0.5 ES-S   | 15-3/4" – 16-3/4" LDIM 0.5 gpf (1.9 Lpf)  | 885.65     | 575.67     | 11.00           | 671254156356 |

|   |                      |   |          |        |       |              |
|---|----------------------|---|----------|--------|-------|--------------|
| 24 VAC hardwire system, includes: solenoid operated dual-filtered fixed by-pass diaphragm flushometer with angle stop and vacuum breaker flush connection. Adaptive Optima® EL-1500 urinal sensor with Override button – for concealed flushometer for 3/4" exposed top spud urinals. |                      |   |          |        |       |              |
| 3453221   | ROYAL 197-1 ES-S     | 2-3/4" – 10-3/4" LDIM 1.0 gpf (3.8 Lpf)   | 1,116.90 | 725.99 | 12.00 | 671254139008 |
| 3453222   | ROYAL 197-0.5 ES-S   | 2-3/4" – 10-3/4" LDIM 0.5 gpf (1.9 Lpf)   | 958.60   | 623.09 | 12.00 | 671254139015 |
| 3453292   | ROYAL 197-0.125 ES-S | 2-3/4" – 10-3/4" LDIM 0.125 gpf (0.5 Lpf) | 958.60   | 623.09 | 12.00 | 671254487116 |
| 3453220   | ROYAL 197 ES-S       | 2-3/4" – 10-3/4" LDIM 1.5 gpf (5.7 Lpf)   | 1,116.90 | 725.99 | 12.00 | 671254138995 |
| 3453230   | ROYAL 197 ES-S       | 11-3/4" – 12-3/4" LDIM 1.5 gpf (5.7 Lpf)  | 1,116.90 | 725.99 | 12.00 | 671254139053 |
| 3453231   | ROYAL 197-1 ES-S     | 11-3/4" – 12-3/4" LDIM 1.0 gpf (3.8 Lpf)  | 1,116.90 | 725.99 | 12.00 | 671254139060 |
| 3453232   | ROYAL 197-0.5 ES-S   | 11-3/4" – 12-3/4" LDIM 0.5 gpf (1.9 Lpf)  | 1,116.90 | 725.99 | 12.00 | 671254139077 |

For "L" Dimension longer than 12-3/4", add 5.30 per inch.

#### Sensor-Activated Royal® Urinal flushometers with Wall Box

24 VAC hardwire system. Includes: solenoid operated dual-filtered fixed by-pass diaphragm flushometer with angle stop and vacuum Breaker Flush connection. Adaptive Optima® EL-1500 urinal sensor with 13" x 17" wall plate(s) with stainless steel access plate and vandal resistant Screws – for concealed flushometer with Wall Box for 1-1/4" concealed back spud urinals.

|         |                       |   |          |        |       |              |
|---------|-----------------------|---|----------|--------|-------|--------------|
| 3453003 | ROYAL 190-WB ES-S     | 2-3/4" – 10-3/4" LDIM 3.5 gpf (13.2 Lpf)  | 1,432.65 | 931.22 | 20.50 | 671254138605 |
| 3453004 | ROYAL 190-1.5-WB ES-S | 2-3/4" – 10-3/4" LDIM 1.5 gpf (5.7 Lpf)   | 1,229.60 | 799.24 | 20.50 | 671254138612 |
| 3453005 | ROYAL 190-1-WB ES-S   | 2-3/4" – 10-3/4" LDIM 1.0 gpf (3.8 Lpf)   | 1,432.65 | 931.22 | 20.50 | 671254138629 |
| 3453013 | ROYAL 190-WB ES-S     | 11-3/4" – 12-3/4" LDIM 3.5 gpf (13.2 Lpf) | 1,432.65 | 931.22 | 20.50 | 671254138667 |
| 3453014 | ROYAL 190-1.5-WB ES-S | 11-3/4" – 12-3/4" LDIM 1.5 gpf (5.7 Lpf)  | 1,432.65 | 931.22 | 20.50 | 671254138674 |
| 3453015 | ROYAL 190-1-WB ES-S   | 11-3/4" – 12-3/4" LDIM 1.0 gpf (3.8 Lpf)  | 1,229.60 | 799.24 | 20.50 | 671254138681 |

24 VAC hardwire system, includes: solenoid operated dual-filtered by-pass diaphragm flushometer with angle stop and vacuum breaker flush connection. Adaptive Optima® EL-1500 urinal sensor with 13" x 17" wall plate(s) with stainless steel access plate and vandal resistant screws – for concealed flushometer with Wall Box for 1-1/4" exposed top spud urinals.

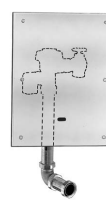
|         |                       |   |          |          |       |              |
|---------|-----------------------|---|----------|----------|-------|--------------|
| 3453023 | ROYAL 192-WB ES-S     | 2-3/4" – 10-3/4" LDIM 3.5 gpf (13.2 Lpf)  | 1,623.75 | 1,055.44 | 21.50 | 671254138544 |
| 3453024 | ROYAL 192-1.5-WB ES-S | 2-3/4" – 10-3/4" LDIM 1.5 gpf (5.7 Lpf)   | 1,623.75 | 1,055.44 | 21.50 | 671254138551 |
| 3453025 | ROYAL 192-1-WB ES-S   | 2-3/4" – 10-3/4" LDIM 1.0 gpf (3.8 Lpf)   | 1,393.70 | 905.91   | 21.50 | 671254138568 |
| 3453033 | ROYAL 192-WB ES-S     | 11-3/4" – 12-3/4" LDIM 3.5 gpf (13.2 Lpf) | 1,623.75 | 1,055.44 | 21.50 | 671254138964 |
| 3453034 | ROYAL 192-1.5-WB ES-S | 11-3/4" – 12-3/4" LDIM 1.5 gpf (5.7 Lpf)  | 1,623.75 | 1,055.44 | 21.50 | 671254138971 |
| 3453035 | ROYAL 192-1-WB ES-S   | 11-3/4" – 12-3/4" LDIM 1.0 gpf (3.8 Lpf)  | 1,623.75 | 1,055.44 | 21.50 | 671254138988 |



ROYAL 195 ES-S



ROYAL 197 ES-S



ROYAL 190-WB ES-S



ROYAL 192-WB ES-S

\*\*Contact Your Local Sloan Representative

Pricing subject to change without notice. For most current pricing, refer to online price sheets at [www.sloan.com](http://www.sloan.com)

| Code Number  | Product Number          | Description                               | List Price | MAPP Price | Est. Wt. (lbs.) | UPC Code     |
|--|-------------------------|---|------------|------------|-----------------|--------------|
| 24 VAC hardwire system, includes: solenoid operated dual-filtered by-pass diaphragm flushometer with angle stop and vacuum breaker flush connection. Adaptive Optima® EL-1500 urinal sensor with 13" x 17" wall plate(s) with stainless steel access plate and vandal resistant screws – for concealed flushometer with Wall Box for 3/4" concealed back spud urinals. |                         |   |            |            |                 |              |
| 3453203  | ROYAL 195-WB ES-S       | 2-3/4" – 10-3/4" LDIM 1.5 gpf (5.7 Lpf)   | 1,432.65   | 931.22     | 20.50           | 671254138421 |
| 3453204  | ROYAL 195-1-WB ES-S     | 2-3/4" – 10-3/4" LDIM 1.0 gpf (3.8 Lpf)   | 1,229.60   | 799.24     | 20.50           | 671254138438 |
| 3453205  | ROYAL 195-0.5-WB ES-S   | 2-3/4" – 10-3/4" LDIM 0.5 gpf (1.9 Lpf)   | 1,229.60   | 799.24     | 20.50           | 671254138445 |
| 3453290  | ROYAL 195-0.125-WB ES-S | 2-3/4" – 10-3/4" LDIM 0.125 gpf (0.5 Lpf) | 1,229.60   | 799.24     | 20.46           | 671254382619 |
| 3453213  | ROYAL 195-WB ES-S       | 11-3/4" – 12-3/4" LDIM 1.5 gpf (5.7 Lpf)  | 1,432.65   | 931.22     | 20.50           | 671254138483 |
| 3453214  | ROYAL 195-1-WB ES-S     | 11-3/4" – 12-3/4" LDIM 1.0 gpf (3.8 Lpf)  | 1,229.60   | 799.24     | 20.50           | 671254138490 |
| 3453215  | ROYAL 195-0.5-WB ES-S   | 11-3/4" – 12-3/4" LDIM 0.5 gpf (1.9 Lpf)  | 1,229.60   | 799.24     | 20.50           | 671254138506 |

For "L" Dimension longer than 12-3/4", add 5.30 per inch.

|   |                       |  |          |          |       |              |
|---|-----------------------|--|----------|----------|-------|--------------|
| 24 VAC hardwire system, includes: solenoid operated dual-filtered by-pass diaphragm flushometer with angle stop and vacuum breaker flush connection. Adaptive Optima® EL-1500 urinal sensor with Override button – for concealed flushometer for 3/4" exposed top spud urinals. |                       |  |          |          |       |              |
| 3453233   | ROYAL 197-WB ES-S     | 11-3/4" – 12-3/4" LDIM 1.5 gpf (5.7 Lpf) | 1,623.75 | 1,055.44 | 21.50 | 671254139084 |
| 3453234   | ROYAL 197-1-WB ES-S   | 11-3/4" – 12-3/4" LDIM 1.0 gpf (3.8 Lpf) | 1,623.75 | 1,055.44 | 21.50 | 671254139091 |
| 3453235   | ROYAL 197-0.5-WB ES-S | 11-3/4" – 12-3/4" LDIM 0.5 gpf (1.9 Lpf) | 1,393.70 | 905.91   | 21.50 | 671254139107 |
| 3453223   | ROYAL 197-WB ES-S     | 2-3/4" – 10-3/4" LDIM 1.5 gpf (5.7 Lpf)  | 1,623.75 | 1,055.44 | 21.50 | 671254139022 |
| 3453224   | ROYAL 197-1-WB ES-S   | 2-3/4" – 10-3/4" LDIM 1.0 gpf (3.8 Lpf)  | 1,393.70 | 905.91   | 21.50 | 671254139039 |
| 3453225   | ROYAL 197-0.5-WB ES-S | 2-3/4" – 10-3/4" LDIM 0.5 gpf (1.9 Lpf)  | 1,393.70 | 905.91   | 21.50 | 671254139046 |

For "L" Dimension longer than 12-3/4", add 5.30 per inch.


|  |                            |  |          |        |       |              |
|--|----------------------------|--|----------|--------|-------|--------------|
| 24 VAC hardwire system, includes: solenoid operated dual-filtered by-pass diaphragm flushometer with angle stop and vacuum breaker flush connection. Adaptive Optima® EL-1500 urinal sensor with piezo-technology override button, 13" x 13" stainless steel access plate with vandal resistant screws – concealed flushometer with Small Wall Box for 3/4" concealed back spud urinals. |                            |  |          |        |       |              |
| 3453254  | ROYAL 195-1.0-SWB ES-S OR  | 2-3/4" – 10-3/4" LDIM 1.0 gpf (3.8 Lpf)  | 1,471.75 | 956.64 | 18.00 | 671254352995 |
| 3453255  | ROYAL 195-0.5-SWB ES-S OR  | 2-3/4" – 10-3/4" LDIM 0.5 gpf (1.9 Lpf)  | 1,263.35 | 821.18 | 17.08 | 671254378612 |
| 3453262  | ROYAL 195-0.25-SWB ES-S OR | 2-3/4" – 10-3/4" LDIM 0.25 gpf (1.0 Lpf) | 1,263.35 | 821.18 | 17.08 | 671254401716 |

#### Sensor-Activated Royal® Urinal flushometer with Surface Mount Sensor

|  |                       |   |          |        |        |              |
|--|-----------------------|---|----------|--------|--------|--------------|
| 24 VAC hardwire system, includes: solenoid operated dual-filtered by-pass diaphragm flushometer with angle stop and vacuum breaker flush connection. Surface mount water closet sensor with chrome plated die cast housing and RJ-11 sensor and solenoid connections – concealed flushometer for 3/4" concealed back spud urinals. |                       |   |          |        |        |              |
| 3453043  | ROYAL 190 ES-SM       | 2-3/4"-10-3/4" LDIM 3.5 gpf (13.2 Lpf)    | 1,359.95 | 883.97 | 11.00  | 671254310650 |
| 3453050  | ROYAL 194 ES-SM       | 2-3/4"-10-3/4" LDIM 1.5 gpf (5.7 Lpf)     | 1,334.30 | 867.30 | 11.00  | 671254265301 |
| 3453051  | ROYAL 194-1 ES-SM     | 2-3/4"-10-3/4" LDIM 1.0 gpf (3.8 Lpf)     | 1,334.30 | 867.30 | 11.00  | 671254265714 |
| 3453052  | ROYAL 194-0.5 ES-SM   | 2-3/4"-10-3/4" LDIM 0.5 gpf (1.9 Lpf)     | 1,145.35 | 744.48 | 11.00  | 671254265721 |
| 3453229  | ROYAL 195 ES-SM       | 2-3/4"-10-3/4" LDIM 1.5 gpf (5.7 Lpf)     | 1,510.15 | 981.60 | 11.00  | 671254270480 |
| 3453244  | ROYAL 195-1 ES-SM     | 2-3/4"-10-3/4" LDIM 1.0 gpf (3.8 Lpf)     | 1,510.15 | 981.60 | 11.00  | 671254334946 |
| 3453243  | ROYAL 195-0.5 ES-SM   | 2-3/4"-10-3/4" LDIM 0.5 gpf (1.9 Lpf)     | 1,296.05 | 842.43 | 11.00  | 671254327351 |
| 3453268  | ROYAL 195-0.125 ES-SM | 2-3/4" – 10-3/4" LDIM 0.125 gpf (0.5 Lpf) | 1,510.15 | 981.60 | 10.008 | 671254389526 |

#### Sloan ECOS® Hardwire Sensor-Activated Urinal flushometers

|   |                   |                     |        |        |      |              |
|---|-------------------|---------------------|--------|--------|------|--------------|
| 6 VAC hardwire system sensor-activated control module with Smart Sense Technology™ and flex-tube diaphragm flushometer with angle stop, vacuum breaker flush connection, sweat solder kit with cover tube and cast set screw wall flange – supplied less handle opening and with metal cover – exposed flushometer for 3/4" top spud urinals. Sloan ECOS® 186-0.125 and ECOS 186-0.25 are supplied with pressure compensating cartridge in lieu of flex-tube diaphragm. |                   |                     |        |        |      |              |
| 3370443   | ECOS 186-1.0 HW   | 1.0 gpf (3.8 Lpf)   | 919.45 | 597.64 | 8.62 | 671254396807 |
| 3370441   | ECOS 186-0.5 HW   | 0.5 gpf (1.9 Lpf)   | 919.45 | 597.64 | 8.62 | 671254385566 |
| 3370442   | ECOS 186-0.25 HW  | 0.25 gpf (1.0 Lpf)  | 919.45 | 597.64 | 8.62 | 671254391963 |
| 3370440   | ECOS 186-0.125 HW | 0.125 gpf (0.5 Lpf) | 919.45 | 597.64 | 8.62 | 671254383197 |



ROYAL 195-WB ES-S



ROYAL 197-WB ES-S



ROYAL 194 ES-SM



ROYAL BPW-1150-1.6 ES-S

\*\*Contact Your Local Sloan Representative

Pricing subject to change without notice. For most current pricing, refer to online price sheets at [www.sloan.com](http://www.sloan.com)

| Code Number   | Product Number              | Description  | List Price | MAPP Price | Est. Wt. (lbs.) | UPC Code     |
|---|-----------------------------|--|------------|------------|-----------------|--------------|
| <b>Sensor-Activated Royal® Bedpan Washer flushometers</b>   |                             |  |            |            |                 |              |
| 24 VAC hardwire system, includes: solenoid operated dual-filtered fixed by-pass diaphragm flushometer with angle stop and vacuum breaker flush connection. Adaptive Optima® EL-1500-L water closet sensor with override button, chrome plated wall plate(s) with vandal resistant screws – exposed flushometer for 1-1/2" top spud bowls. |                             |  |            |            |                 |              |
| 3019747   | ROYAL BPW-1000 ES-S         | 3.5 gpf (13.2 Lpf)   | 1,673.80   | 1,087.97   | 16.54           | 671254202511 |
| 3919721   | ROYAL BPW-1000-1.6 ES-S     | 1.6 gpf (6.0 Lpf)  | 1,741.25   | 1,131.81   | 16.54           | 671254124370 |
| 3459603   | ROYAL BPW-1100 ES-S         | 3.5 gpf (13.2 Lpf)   | 1,581.95   | 1,028.27   | 13.81           | 671254334168 |
| 3459601   | ROYAL BPW-1100-1.6 ES-S     | 1.6 gpf (6.0 Lpf)  | 1,581.95   | 1,028.27   | 14.50           | 671254203860 |
| 3459600   | ROYAL BPW-1150-1.6 ES-S     | 1.6 gpf (6.0 Lpf)  | 1,407.10   | 914.62     | 15.00           | 671254203853 |
| 3459604   | ROYAL BPW-1150-1.28 ESS     | 1.28 gpf (4.8 Lpf)   | 1,407.10   | 914.62     | 16.63           | 671254464087 |
| 3459610   | ROYAL BPW-1150-1.6 ESS TMO  | 1.6 gpf (6.0 Lpf)  | 1,462.40   | 950.56     | 16.70           | 671254399334 |
| 3459620   | ROYAL BPW-1150-1.28 ESS TMO | 1.28 gpf (4.8 Lpf)   | 1,462.40   | 950.56     | 16.70           | 671254493490 |
| <b>Sloan ECOS® Bedpan Washer Dual-Flush Flushometer</b>   |                             |  |            |            |                 |              |
| Exposed, battery-powered sensor-activated Sloan ECOS® electronic dual-flush model bedpan washers – includes infrared sensor with multiple-focused, lobular sensing fields for high- and low-target detection.   |                             |  |            |            |                 |              |
| 3370404   | ECOS BPW-8150-1.6/1.1       | 1.6/1.1 gpf (6.0/4.2 Lpf)  | 1,272.40   | 827.06     | 13.40           | 671254344174 |
| 3370407   | ECOS BPW-8100-1.6/1.1       | 1.6/1.1 gpf (6.0/4.2 Lpf)  | 1,265.85   | 822.80     | 13.40           | 671254348431 |
| 3370459   | ECOS BPW-8100-1.6 /1.1 HW   | 1.6/1.1 gpf (6.0/4.2 Lpf)  | 1,265.85   | 822.80     | 13.40           | 671254503984 |
| <b>Optima Plus® DFSM/SFSM</b>   |                             |  |            |            |                 |              |
| Battery-powered units convert manual into sensor-activated flushometers with True Mechanical Override. Dual-flush model provides up to 31% water savings per flush.   |                             |  |            |            |                 |              |
| 3325500   | EBV-500-A                   | SFSM - Single Flush Side-Mount Retrofit Kit for Water Closets and Urinals      | 377.85     | 171.99     | 2.80            | 671254400139 |
| 3325501   | EBV-550-A                   | DFSM - Dual-Flush Side-Mount Retrofit Kit for Water Closets                    | 434.45     | 282.39     | 2.80            | 671254400122 |
| <b>DFSM/SFSM Hardwired</b>  |                             |  |            |            |                 |              |
| Exposed, hardwired units convert manual into sensor-activated flushometers with True Mechanical Override. Dual-flush model provides up to 31% water savings per flush.  |                             |  |            |            |                 |              |
| 3345100   | EL-700-A                    | SFSM Single Flush side mount Hardwired retrofit kit                            | 434.45     | 282.39     | 2.80            | 671254413344 |
| 3345101   | EL-750-A                    | DFSM Dual Flush side mount Hardwired retrofit kit                              | 499.50     | 324.68     | 2.80            | 671254413351 |
| <b>SMOOTH® Retrofit Kits</b>  |                             |  |            |            |                 |              |
| Sensor-activated, battery-powered or hardwired retrofit kit, easily converts manual flushometers into water-saving electronics.   |                             |  |            |            |                 |              |
| 3325201   | EBV-200-A                   | Side-Mount-Operator-Over-The-Handle Retrofit Kit for Water Closets and Urinals | 418.05     | 271.73     | 5.00            | 671254316027 |
| 3305201   | EL-600-A                    | SMOOTH® Hardwire Retrofit Kit for Water Closets and Urinals                    | 481.75     | 313.14     | 2.40            | 671254333819 |
| <b>Side Mount Operators</b>   |                             |  |            |            |                 |              |
| Easily converts your manual flushometer to modern water-saving electronics. Includes: Courtesy Flush® button, audio signal when batteries need replacement, comes with Metal cover (M).   |                             |  |            |            |                 |              |
| 0325105   | EBV-89A-M                   | Side Mount Operator for Water Closets and Urinals – Metal Cover                | 434.30     | 210.83     | 2.80            | 671254243934 |



SOLIS 8152 SWB



EBV-200-A



EBV-550-A



SOLIS DF 8111

\*\*Contact Your Local Sloan Representative

Pricing subject to change without notice. For most current pricing, refer to online price sheets at [www.sloan.com](http://www.sloan.com)

| Code Number   | Product Number           | Description               | List Price | MAPP Price | Est. Wt. (lbs.) | UPC Code     |
|---|--------------------------|---------------------------|------------|------------|-----------------|--------------|
| <b>SOLIS® Water Closet flushometers</b>   |                          |                           |            |            |                 |              |
| Exposed, solar-powered sensor-activated SOLIS® flushometer with angle stop, vacuum breaker flush connection, sweat solder kit with cover tube and cast set screw wall flange – supplied less handle opening and with metal cover. Includes infrared sensor with multiple-focused, lobular sensing fields for high- and low-target detection, (4) “AA” battery backup power source – for exposed flushometer with 1-1/2” top spud bowls. |                          |                           |            |            |                 |              |
| 3370003   | SOLIS 8110               | 3.5 gpf (13.2 Lpf)        | 882.50     | 573.63     | 8.64            | 671254357853 |
| 3370001   | SOLIS 8111-1.6           | 1.6 gpf (6.0 Lpf)         | 882.50     | 573.63     | 8.90            | 671254349728 |
| 33700001  | SOLIS 8111-1.6 BT        | 1.6 gpf (6.0 Lpf)         | 926.80     | 602.42     | 8.90            | 671254498358 |
| 3370002   | SOLIS 8111- 1.28         | 1.28 gpf (4.8 Lpf)        | 882.50     | 573.63     | 8.90            | 671254349414 |
| 33700002  | SOLIS 8111-1.28 BT       | 1.28 gpf (4.8 Lpf)        | 926.80     | 602.42     | 8.90            | 671254349414 |
| 3370085   | SOLIS 8111-1.1           | 1.1 gpf (4.2 Lpf)         | 882.50     | 573.63     | 8.90            | 671254425446 |
| 33700003  | SOLIS 8111-1.1 BT        | 1.1 gpf (4.2 Lpf)         | 926.80     | 602.42     | 8.90            | 671254498433 |
| 3370023   | SOLIS 8113- 1.28         | 1.28 gpf (4.8 Lpf)        | 891.10     | 579.22     | 8.64            | 671254386891 |
| 3370045   | SOLIS 8113- 1.6          | 1.6 gpf (6.0 Lpf)         | 891.10     | 579.22     | 8.90            | 671254387553 |
| 3370024   | SOLIS 8115-1.28          | 1.28 gpf (4.8 Lpf)        | 901.40     | 585.91     | 8.64            | 671254389984 |
| 3370046   | SOLIS 8116-1.28          | 1.28 gpf (4.8 Lpf)        | 951.30     | 618.35     | 8.64            | 671254403895 |
| 3370078   | SOLIS 8116-1.6           | 1.6 gpf (6.0 Lpf)         | 951.30     | 618.35     | 8.64            | 671254437159 |
| 3370000   | SOLIS DF 8111-1.6/1.1    | 1.6/1.1 gpf (6.0/4.2 Lpf) | 882.50     | 573.63     | 8.90            | 671254349735 |
| 33700004  | SOLIS DF 8111-1.6/1.1 BT | 1.6/1.1 gpf (6.0/4.2 Lpf) | 926.80     | 602.42     | 8.90            | 671254498471 |
| 3370009   | SOLIS DF 8113-1.6/1.1    | 1.6/1.1 gpf (6.0/4.2 Lpf) | 891.10     | 579.22     | 8.84            | 671254354548 |
| 3370013   | SOLIS DF 8115-1.6/1.1    | 1.6/1.1 gpf (6.0/4.2 Lpf) | 901.40     | 585.91     | 8.84            | 671254375208 |

**SOLIS® Urinal flushometers**

Exposed, solar-powered, sensor-activated SOLIS® flushometer with angle stop, vacuum breaker flush connection, sweat solder kit with cover tube and cast set screw wall flange – supplied less handle opening and with metal cover. Includes infrared sensor with multiple-focused, lobular sensing fields for high and low target detection, (4) “AA” battery backup power source – for exposed flushometer with 3/4” top spud urinals. SOLIS 8186-0.25 and SOLIS 8186-0.125 are supplied with pressure compensating cartridge in lieu of flex-tube diaphragm.

|          |                     |                     |        |        |      |              |
|----------|---------------------|---------------------|--------|--------|------|--------------|
| 3370007  | SOLIS 8186          | 1.5 gpf (5.7 Lpf)   | 882.50 | 573.63 | 8.90 | 671254357426 |
| 3370004  | SOLIS 8186-0.5      | 0.5 gpf (1.9 Lpf)   | 882.50 | 573.63 | 8.90 | 671254350397 |
| 33700007 | SOLIS 8186-0.5 BT   | 0.5 gpf (1.9 Lpf)   | 926.80 | 602.42 | 8.90 | 671254498594 |
| 3370005  | SOLIS 8186-0.25     | 0.25 gpf (1.0 Lpf)  | 882.50 | 573.63 | 8.90 | 671254350311 |
| 33700006 | SOLIS 8186-0.25 BT  | 0.25 gpf (1.0 Lpf)  | 926.80 | 602.42 | 8.90 | 671254498556 |
| 3370010  | SOLIS 8186-0.125    | 0.125 gpf (0.5 Lpf) | 882.50 | 573.63 | 8.90 | 671254370340 |
| 33700005 | SOLIS 8186-0.125 BT | 0.125 gpf (0.5 Lpf) | 926.80 | 602.42 | 8.90 | 671254498518 |
| 3370006  | SOLIS 8186-1        | 1.0 gpf (3.8 Lpf)   | 882.50 | 573.63 | 8.31 | 671254349742 |
| 33700008 | SOLIS 8186-1 BT     | 1.0 gpf (3.8 Lpf)   | 926.80 | 602.42 | 8.31 | 671254498631 |

**SOLIS 8186****SLOAN ECOS 8111**

\*\*Contact Your Local Sloan Representative

Pricing subject to change without notice. For most current pricing, refer to online price sheets at [www.sloan.com](http://www.sloan.com)



| Code Number | Product Number | Description | List Price | MAPP Price | Est. Wt. (lbs.) | UPC Code |
|-------------|----------------|-------------|------------|------------|-----------------|----------|
|-------------|----------------|-------------|------------|------------|-----------------|----------|

**Concealed SOLIS® Water Closet flushometer with Small Wall Box**

Solar-powered, sensor-activated SOLIS® flushometer with angle stop, vacuum breaker flush connection. Includes infrared sensor with multiple-focused, lobular sensing fields for high and low target detection, (4) "AA" battery backup power source, true mechanical override, 13" x 13" stainless steel access plate with vandal resistant screws – for concealed flushometer with small wall box for 1-1/2" concealed back spud urinals.

|         |                     |  |          |          |       |              |
|---------|---------------------|--|----------|----------|-------|--------------|
| 3370060 | SOLIS 8152-1.28-SWB | 2-3/4" – 10-3/4" LDIM 1.28 gpf (4.8 Lpf) | 1,553.75 | 1,009.94 | 19.55 | 671254397118 |
| 3370061 | SOLIS 8152-1.6-SWB  | 2-3/4" – 10-3/4" LDIM 1.6 gpf (6.0 Lpf)  | 1,553.75 | 1,009.94 | 19.55 | 671254395985 |

**Concealed SOLIS® Urinal flushometer with Small Wall Box**

Solar-powered, sensor-activated SOLIS® flushometer with angle stop, vacuum breaker flush connection. Includes infrared sensor with multiple-focused, lobular sensing fields for high and low target detection, (4) "AA" battery backup power source, true mechanical override, 13" x 13" stainless steel access plate with vandal resistant screws – for concealed flushometer with small wall box for 3/4" concealed back spud urinals.

|         |                       |   |          |          |       |              |
|---------|-----------------------|---|----------|----------|-------|--------------|
| 3370062 | SOLIS 8195-0.5-SWB OR | 2-3/4" – 10-3/4" LDIM 0.5 gpf (1.9 Lpf) | 1,553.75 | 1,009.94 | 19.55 | 671254397002 |
| 3370063 | SOLIS 8195-1.0-SWB OR | 2-3/4" – 10-3/4" LDIM 1.0 gpf (3.8 Lpf) | 1,553.75 | 1,009.94 | 19.55 | 671254397491 |

**Sloan ECOS® Battery-Powered Water Closet flushometers**

Exposed, battery-powered, sensor-activated Sloan ECOS® control module with Smart Sense Technology™ and flex-tube diaphragm flushometer with angle stop, vacuum breaker flush connection, sweat solder kit with cover tube and cast set screw wall flange – supplied less handle opening and with metal cover – for 1-1/2" top spud water closets.

|          |                       |                            |        |        |      |              |
|----------|-----------------------|----------------------------|--------|--------|------|--------------|
| 3370400  | ECOS 8111-1.6/1.1     | 1.6/1.1 gpf (6.0/4.2 Lpf)  | 858.40 | 557.96 | 8.70 | 671254341661 |
| 33704018 | ECOS 8111-1.6/1.1 BT  | 1.6/1.1 gpf (6.0/4.2 Lpf)  | 900.55 | 585.36 | 8.32 | 671254544550 |
| 3370448  | ECOS 8111-1.28        | 1.28 gpf (4.8 Lpf)         | 806.00 | 523.90 | 8.70 | 671254400153 |
| 33704033 | ECOS 8111-1.28        | 1.28 gpf (4.8 Lpf)         | 848.00 | 551.20 | 8.70 | 671254545458 |
| 33704001 | ECOS 8111 1.28/1.1    | 1.28/1.1 gpf (4.8/4.2 Lpf) | 858.40 | 557.96 | 8.70 | 671254506091 |
| 33704024 | ECOS 8111 1.28/1.1 BT | 1.28/1.1 gpf (4.8/4.2 Lpf) | 900.55 | 585.36 | 8.32 | 671254544802 |
| 3370460  | ECOS 8111-1.1         | 1.1 gpf (4.2 Lpf)          | 806.00 | 523.90 | 8.70 | 671254424364 |
| 33704038 | ECOS 8111-1.1 BT      | 1.1 gpf (4.2 Lpf)          | 848.00 | 551.20 | 8.70 | 671254545700 |
| 3370403  | ECOS 8113-1.6/1.1     | 1.6/1.1 gpf (6.0/4.2 Lpf)  | 865.55 | 562.61 | 8.90 | 671254343580 |
| 3370402  | ECOS 8115-1.6/1.1     | 1.6/1.1 gpf (6.0/4.2 Lpf)  | 901.40 | 585.91 | 9.10 | 671254342811 |
| 3370410  | ECOS 8116-1.6/1.1     | 1.6/1.1 gpf (6.0/4.2 Lpf)  | 919.15 | 597.45 | 9.18 | 671254372757 |

**Sloan ECOS® Battery-Powered Sensor-Activated Urinal flushometers**

Exposed, battery-powered, sensor-activated Sloan ECOS® control module with Smart Sense Technology™ deferred flush protocol and flex-tube diaphragm flushometer with angle stop, vacuum breaker flush connection, sweat solder kit with cover tube and cast set screw wall flange – supplied less handle opening and with metal cover – for 3/4" top spud Bowls. ECOS 8186-0.125 and 8186-0.25 are supplied with pressure compensating cartridge in lieu of flex-tube diaphragm.

|          |                           |                     |        |        |      |              |
|----------|---------------------------|---------------------|--------|--------|------|--------------|
| 3370425  | ECOS 8186-0.125 Less OR   | 0.125 gpf (0.5 Lpf) | 806.00 | 523.90 | 8.62 | 671254388505 |
| 3370431  | ECOS 8186-0.5 Less OR     | 0.5 gpf (1.9 Lpf)   | 806.00 | 523.90 | 8.62 | 671254373174 |
| 3250325  | ECOS 8186-0.125 With OR   | 0.125 gpf (0.5 Lpf) | 806.00 | 523.90 | 8.62 | 671254370616 |
| 33704007 | ECOS 8186-0.125 BT W/ OR  | 0.125 gpf (0.5 Lpf) | 848.00 | 551.20 | 8.63 | 671254546851 |
| 3250290  | ECOS 8186-0.25 With OR    | 0.25 gpf (1.0 Lpf)  | 806.00 | 523.90 | 8.64 | 671254343054 |
| 33704013 | ECOS 8186-0.25 BT With OR | 0.25 gpf (1.0 Lpf)  | 848.00 | 551.20 | 8.65 | —            |
| 3370430  | ECOS 8186-0.5 With OR     | 0.5 gpf (1.9 Lpf)   | 806.00 | 523.90 | 8.66 | 671254373167 |
| 33704002 | ECOS 8186-0.5 BT With OR  | 0.5 gpf (1.9 Lpf)   | 848.00 | 551.20 | 8.67 | 671254546356 |
| 3370435  | ECOS 8186-1.0 With OR     | 1.0 gpf (3.8 Lpf)   | 806.00 | 523.90 | 8.62 | 671254378223 |



ECOS 8186



G2 8111



G2 8180



G2 8186

\*\*Contact Your Local Sloan Representative

Pricing subject to change without notice. For most current pricing, refer to online price sheets at [www.sloan.com](http://www.sloan.com)

| Code Number | Product Number | Description | List Price | MAPP Price | Est. Wt. (lbs.) | UPC Code |
|-------------|----------------|-------------|------------|------------|-----------------|----------|
|-------------|----------------|-------------|------------|------------|-----------------|----------|

**G2 Optima Plus® Battery-Powered Sensor-Activated Water Closet flushometers**

Battery-powered, sensor-activated control module and 1/2" x 1/2" tube diaphragm flushometer with angle stop, vacuum breaker flush connection, sweat solder kit with cover tube and cast set screw wall flange – for exposed flushometer for 1-1/2" top spud bowls.

|          |                 |                                 |          |        |       |              |
|----------|-----------------|---------------------------------|----------|--------|-------|--------------|
| 3250404  | G2 8110         | Optima Plus® 3.5 gpf (13.2 Lpf) | 846.15   | 550.00 | 8.40  | 671254266810 |
| 3250289  | G2 8111-1.28    | Optima Plus® 1.28 gpf (4.8 Lpf) | 846.15   | 550.00 | 8.90  | 671254342460 |
| 32503024 | G2 8111-1.28 BT | Optima Plus® 1.28 gpf (4.8 Lpf) | 888.25   | 577.36 | 8.91  | 671254549692 |
| 3250400  | G2 8111         | Optima Plus® 1.6 gpf (6.0 Lpf)  | 846.15   | 550.00 | 8.92  | 671254266094 |
| 32503020 | G2 8111 BT      | Optima Plus® 1.6 gpf (6.0 Lpf)  | 888.25   | 577.36 | 8.93  | 671254549449 |
| 3250422  | G2 8113         | Optima Plus® 3.5 gpf (13.2 Lpf) | 853.55   | 554.81 | 9.30  | 671254266834 |
| 3250421  | G2 8113-1.6     | Optima Plus® 1.6 gpf (6.0 Lpf)  | 853.55   | 554.81 | 9.30  | 671254266841 |
| 3250340  | G2 8113-1.28    | Optima Plus® 1.28 gpf (4.8 Lpf) | 853.55   | 554.81 | 9.03  | 671254383616 |
| 3250441  | G2 8114-1.6     | Optima Plus® 1.6 gpf (6.0 Lpf)  | 1,045.85 | 679.80 | 8.40  | 671254270763 |
| 3250415  | G2 8115         | Optima Plus® 3.5 gpf (13.2 Lpf) | 864.30   | 561.80 | 9.07  | 671254266568 |
| 3250423  | G2 8115-1.6     | Optima Plus® 1.6 gpf (6.0 Lpf)  | 864.30   | 561.80 | 10.10 | 671254266858 |
| 3250295  | G2 8115-1.28    | Optima Plus® 1.28 gpf (4.8 Lpf) | 864.30   | 561.80 | 10.10 | 671254352544 |
| 3250345  | G2 8116-1.28    | Optima Plus® 1.28 gpf (4.8 Lpf) | 868.75   | 564.69 | 9.34  | 671254384217 |
| 3250407  | G2 8116-1.6     | Optima Plus® 1.6 gpf (6.0 Lpf)  | 868.75   | 564.69 | 10.10 | 671254266872 |
| 3250413  | G2 8116         | Optima Plus® 3.5 gpf (13.2 Lpf) | 868.75   | 564.69 | 10.10 | 671254266865 |

**G2 Optima Plus® Battery-Powered Sensor-Activated Urinal flushometers**

Battery-powered, sensor-activated control module and 1/2" x 1/2" tube diaphragm flushometer with angle stop, vacuum breaker flush connection, sweat solder kit with cover tube and cast set screw wall flange – for exposed flushometer for 1-1/4" top urinals.

|          |                |                                 |        |        |      |              |
|----------|----------------|---------------------------------|--------|--------|------|--------------|
| 3250406  | G2 8180-1      | Optima Plus® 1.0 gpf (3.8 Lpf)  | 846.15 | 550.00 | 8.20 | 671254266902 |
| 3250408  | G2 8180        | Optima Plus® 3.5 gpf (13.2 Lpf) | 846.15 | 550.00 | 8.20 | 671254266889 |
| 3250409  | G2 8180-1.5    | Optima Plus® 1.5 gpf (5.7 Lpf)  | 846.15 | 550.00 | 8.20 | 671254266896 |
| 3250401  | G2 8186-1      | Optima Plus® 1.0 gpf (3.8 Lpf)  | 846.15 | 550.00 | 8.80 | 671254266100 |
| 32503006 | G2 8186-1 BT   | Optima Plus® 1.0 gpf (3.8 Lpf)  | 888.25 | 577.36 | 8.81 | 671254548145 |
| 3250403  | G2 8186        | Optima Plus® 1.5 gpf (5.7 Lpf)  | 846.15 | 550.00 | 8.82 | 671254266827 |
| 3250424  | G2 8186-0.5    | Optima Plus® 0.5 gpf (1.9 Lpf)  | 846.15 | 550.00 | 8.83 | 671254266919 |
| 32503012 | G2 8186-0.5 BT | Optima Plus® 0.5 gpf (1.9 Lpf)  | 888.25 | 577.36 | 8.84 | 671254548398 |

**Royal® Optima SFSM for Reclaimed Water**

Sensor-activated flushometer with True Mechanical Override designed for reclaimed water.

|          |                            |   |        |        |      |              |
|----------|----------------------------|---|--------|--------|------|--------------|
| 3010081  | Royal 111-1.28 RW SFSM     | 1.28 gpf/4.8 Lpf for reclaimed water                          | 714.60 | 464.49 | 6.83 | 671254428423 |
| 34500002 | Royal 111-1.28 RW SFSM HW  | 1.28 gpf/4.8 Lpf for reclaimed water (hardwired)              | 724.60 | 470.99 | 6.83 | 671254570849 |
| 3012673  | Royal 186-0.5 RW SFSM      | 0.5 gpf/1.9 Lpf For Urinals for reclaimed water               | 658.00 | 427.70 | 6.83 | 671254428430 |
| 3012674  | Royal 186-0.25 RW SFSM     | 0.25 gpf/1.0 Lpf For Urinals for reclaimed water              | 658.00 | 427.70 | 6.83 | 671254428447 |
| 3012675  | Royal 186-0.125 RW SFSM    | 0.125 gpf/0.5 Lpf For Urinals for reclaimed water             | 658.00 | 427.70 | 6.83 | 671254428454 |
| 34526001 | Royal 186-0.125 RW SFSM HW | 0.125 gpf/0.5 Lpf For Urinals for reclaimed water (hardwired) | 714.60 | 464.49 | 6.83 | 671254570894 |

**Royal® Optima Plus® DFSM/SFSM Water Closet flushometers**

Battery-powered, sensor-activated flushometers with True Mechanical Override. Dual-flush model provides up to 31% water savings per flush.

|         |                        |                          |        |        |      |              |
|---------|------------------------|--------------------------|--------|--------|------|--------------|
| 3910275 | Royal 111-1.6 SFSM     | 1.6 gpf/6.0 Lpf          | 631.60 | 410.54 | 6.83 | 671254412637 |
| 3910276 | Royal 111-1.28 SFSM    | 1.28 gpf/4.8 Lpf         | 631.60 | 410.54 | 6.83 | 671254412644 |
| 3910285 | Royal 111-1.6/1.1 DFSM | 1.6/1.1 gpf- 6.0/4.2 Lpf | 688.20 | 447.33 | 6.83 | 671254412613 |



ROYAL 111 SMOOTH



ROYAL 180 SMOOTH



G2 RESS-U

\*\*Contact Your Local Sloan Representative

Pricing subject to change without notice. For most current pricing, refer to online price sheets at [www.sloan.com](http://www.sloan.com)

| Code Number   | Product Number            | Description                   | List Price | MAPP Price | Est. Wt. (lbs.) | UPC Code     |
|---|---------------------------|-------------------------------|------------|------------|-----------------|--------------|
| <b>Royal® Optima Plus® SFSM Urinal flushometers</b>   |                           |                               |            |            |                 |              |
| Battery-powered, sensor-activated flushometers with True Mechanical Override.   |                           |                               |            |            |                 |              |
| 3912745   | Royal 186-1.0 SFSM        | 1.0 gpf/3.8 Lpf For Urinals   | 631.60     | 410.54     | 6.83            | 671254412712 |
| 3912746   | Royal 186-0.5 SFSM        | 0.5 gpf/1.9 Lpf For Urinals   | 631.60     | 410.54     | 6.83            | 671254412729 |
| 3912747   | Royal 186-0.25 SFSM       | 0.25 gpf/1.0 Lpf For Urinals  | 631.60     | 410.54     | 6.83            | 671254412736 |
| 3912748   | Royal 186-0.125 SFSM      | 0.125 gpf/0.5 Lpf For Urinals | 631.60     | 410.54     | 6.83            | 671254412743 |
| <b>Royal® DFSM/SFSM Hardwired Water Closet flushometers</b>   |                           |                               |            |            |                 |              |
| Hardwired, sensor-activated flushometers with True Mechanical Override.   |                           |                               |            |            |                 |              |
| 3910286   | ROYAL 111-1.6/1.1 DFSM HW | 1.6/1.1 DF Hardwired          | 688.20     | 447.33     | 6.83            | 671254417847 |
| 3910287   | ROYAL 111-1.6 SFSM HW     | 1.6 gpf Hardwired             | 688.20     | 447.33     | 6.83            | 671254417830 |
| 3910288   | ROYAL 111-1.28 SFSM HW    | 1.28 gpf Hardwired            | 688.20     | 447.33     | 6.83            | 671254417977 |
| <b>Royal® SFSM Hardwired Urinal flushometers</b>  |                           |                               |            |            |                 |              |
| Hardwired, sensor-activated flushometers with True Mechanical Override.   |                           |                               |            |            |                 |              |
| 3912750   | ROYAL 186-1 SFSM HW       | 1.0 gpf Hardwired             | 688.20     | 447.33     | 6.83            | 671254417854 |
| 3912751   | ROYAL 186-0.5 SFSM HW     | 0.5 gpf Hardwired             | 688.20     | 447.33     | 6.83            | 671254417861 |
| 3912752   | ROYAL 186-0.25 SFSM HW    | 0.25 gpf Hardwired            | 688.20     | 447.33     | 6.83            | 671254417878 |
| 3912753   | ROYAL 186-0.125 SFSM HW   | 0.125 gpf Hardwired           | 688.20     | 447.33     | 6.83            | 671254417885 |
| <b>Royal® SMOOTH® Water Closet flushometers</b>   |                           |                               |            |            |                 |              |
| Exposed, battery-powered, diaphragm-type, sensor-activated, water closet flushometers for floor mounted or wall hung top spud bowls, True Mechanical Override, four "C" batteries, flush accuracy controlled by CID technology. |                           |                               |            |            |                 |              |
| 3910072   | ROYAL 111-1.28 SMOOTH     | 1.28 gpf (4.8 Lpf)            | 681.80     | 443.17     | 12.50           | 671254348257 |
| 3910135   | ROYAL 111 SMOOTH          | 1.6 gpf (6.0 Lpf)             | 681.80     | 443.17     | 12.50           | 671254322417 |
| 3010125   | ROYAL 110 SMOOTH          | 3.5 gpf (13.2 Lpf)            | 681.80     | 443.17     | 12.50           | 671254322424 |
| 3010360   | ROYAL 115 SMOOTH          | 3.5 gpf (13.2 Lpf)            | 700.65     | 455.42     | 13.80           | 671254322462 |
| 3910350   | ROYAL 115-1.6 SMOOTH      | 1.6 gpf (6.0 Lpf)             | 700.65     | 455.42     | 13.80           | 671254322455 |
| 3910440   | ROYAL 116-1.6 SMOOTH      | 1.6 gpf (6.0 Lpf)             | 705.50     | 458.58     | 11.52           | 671254338456 |
| 3910281   | ROYAL 111 SMOOTH HW       | 1.6 gpf (6.0 Lpf)             | 745.50     | 484.58     | 10.77           | 671254375802 |
| 3910059   | ROYAL 111-1.28 SMOOTH HW  | 1.28 gpf (4.8 Lpf)            | 745.50     | 484.58     | 9.84            | 671254350496 |
| <b>Royal® SMOOTH® Urinal flushometers</b>   |                           |                               |            |            |                 |              |
| Exposed, battery-powered, diaphragm-type, sensor-activated, urinal flushometers for wall hung top spud urinals, True Mechanical Override, four "C" batteries, flush accuracy controlled by CID technology.                      |                           |                               |            |            |                 |              |
| 3912475   | ROYAL 180-1 SMOOTH        | 1.0 gpf (3.8 Lpf)             | 681.80     | 443.17     | 12.50           | 671254322486 |
| 3012460   | ROYAL 180 SMOOTH          | 3.5 gpf (13.2 Lpf)            | 681.80     | 443.17     | 12.50           | 671254322479 |
| 3012660   | ROYAL 186 SMOOTH          | 1.5 gpf (5.7 Lpf)             | 681.80     | 443.17     | 12.50           | 671254322431 |
| 3912650   | ROYAL 186-0.5 SMOOTH      | 0.5 gpf (1.9 Lpf)             | 681.80     | 443.17     | 12.50           | 671254333413 |
| 3912670   | ROYAL 186-1 SMOOTH        | 1.0 gpf (3.8 Lpf)             | 681.80     | 443.17     | 12.50           | 671254322448 |
| 3912695   | ROYAL 186-0.25 SMOOTH     | 0.25 gpf (1.0 Lpf)            | 681.80     | 443.17     | 12.50           | 671254348851 |
| 3912698   | ROYAL 186-0.125 SMOOTH    | 0.125 gpf (0.5 Lpf)           | 681.80     | 443.17     | 12.50           | 671254348844 |
| 3912717   | ROYAL 186-1 SMOOTH HW     | 1.0 gpf (3.8 Lpf)             | 745.50     | 484.58     | 6.86            | 671254377080 |
| 3912716   | ROYAL 186-0.5 SMOOTH HW   | 0.5 gpf (1.9 Lpf)             | 745.50     | 484.58     | 6.86            | 671254377332 |
| 3912712   | ROYAL 186-0.25 SMOOTH HW  | 0.25 gpf (1.0 Lpf)            | 745.50     | 484.58     | 10.47           | 671254350519 |
| 3912700   | ROYAL 186-0.125 SMOOTH HW | 0.125 gpf (0.5 Lpf)           | 745.50     | 484.58     | 10.47           | 671254350502 |

\*\*Contact Your Local Sloan Representative

Pricing subject to change without notice. For most current pricing, refer to online price sheets at [www.sloan.com](http://www.sloan.com)

| Code Number | Product Number | Description | List Price \$ | Est. Wt. (lbs.) | UPC Code |
|-------------|----------------|-------------|---------------|-----------------|----------|
|-------------|----------------|-------------|---------------|-----------------|----------|

**Sloan CX Sensor Flushometers**

Sloan's new line of sensor flushometers for concealed applications features the smallest front access wall plate in the industry. Battery operated with hardwired option available.

|          |                   |                               |          |        |      |              |
|----------|-------------------|-------------------------------|----------|--------|------|--------------|
| 3400300  | CX 8158-1.6       | Sloan CX 1.6 gpf flushometer  | 1,327.60 | 862.94 | 5.00 | 671254476387 |
| 3400301  | CX 8158-1.28      | Sloan CX 1.28 gpf flushometer | 1,327.60 | 862.94 | 5.00 | 671254476394 |
| 34003001 | CX 8158-1.1       | Sloan CX 1.1 gpf flushometer  | 1,327.60 | 862.94 | 5.00 | 671254555747 |
| 3400333  | CX8154-1.28 CP FM | Sloan CX 1.28 gpf flushometer | 1,369.00 | 889.85 | 5.00 | 671254489929 |
| 3400302  | CX 8198-0.5       | Sloan CX 0.5 gpf flushometer  | 1,327.60 | 862.94 | 5.00 | 671254476400 |
| 3400303  | CX 8198-0.25      | Sloan CX 0.25 gpf flushometer | 1,327.60 | 862.94 | 5.00 | 671254476417 |
| 3400320  | CX 8198-0.125     | Sloan CX 0.25 gpf flushometer | 1,327.60 | 862.94 | 5.00 | 671254491298 |

**G2 RESS Retrofit Kits for Royal® or Regal®**

Battery-powered, sensor-activated control module and flex-tube diaphragm inside parts kit, 4 "AA" alkaline batteries. Installation strap wrench and screwdriver included. Kits must be ordered to meet flush volume requirements of existing or new water closets and urinals.

|          |                   |   |        |        |      |              |
|----------|-------------------|---|--------|--------|------|--------------|
| 3325400  | G2 RESS-C         | G2 Optima Plus® Retrofit Kits for 3.5 gpf or 1.6 gpf Water Closets – Royal® or Regal® | 663.65 | 431.37 | 3.50 | 671254267060 |
| 3325401  | G2 RESS-C-2.4     | G2 Optima Plus® Retrofit Kits for Water Closets – Royal® or Regal®                    | 663.65 | 431.37 | 3.50 | 671254267077 |
| 33250083 | G2 RESS-C-1.6 BT  | G2 Optima Plus® Retrofit Kits for Water Closets – Royal® or Regal®                    | 706.95 | 459.52 | 3.51 | 671254548640 |
| 3325435  | G2 RESS-C-1.28    | G2 Optima Plus® Retrofit Kits for Water Closets – Royal® or Regal®                    | 663.65 | 431.37 | 3.52 | 671254342453 |
| 33250087 | G2 RESS-C-1.28 BT | G2 Optima Plus® Retrofit Kits for Water Closets – Royal® or Regal®                    | 706.95 | 459.52 | 3.53 | 671254549241 |
| 3325402  | G2 RESS-U         | G2 Optima Plus® Retrofit Kits for 1.5 gpf or 1.0 gpf Urinals – Royal® or Regal®       | 663.65 | 431.37 | 3.54 | 671254267084 |
| 33250071 | G2 RESS-U-1 BT    | G2 Optima Plus® Retrofit Kits for 1.0 gpf Urinals – Royal® or Regal®                  | 706.95 | 459.52 | 3.55 | —            |
| 3325403  | G2 RESS-U-0.5     | G2 Optima Plus® Retrofit Kits for Urinals – Royal® or Regal®                          | 663.65 | 431.37 | 3.56 | 671254267091 |
| 33250076 | G2 RESS-U-0.5 BT  | G2 Optima Plus® Retrofit Kits for Urinals – Royal® or Regal®                          | 706.95 | 459.52 | 3.57 | 671254549043 |
| 3325436  | G2 RESS-U-0.25    | G2 Optima Plus® Retrofit Kits for Urinals – Royal® or Regal®                          | 663.65 | 431.37 | 3.58 | 671254342477 |

**G2 RESS Retrofit Kits for use on †Zurn® Flush Valves**

Battery-powered, sensor-activated control module and flex-tube diaphragm inside parts kit, four "AA" alkaline batteries. Installation strap wrench and screwdriver included. Kits must be ordered to meet flush volume requirements of existing or new water closets and urinals.

|         |                         |   |        |        |      |              |
|---------|-------------------------|---|--------|--------|------|--------------|
| 3325404 | G2 RESS-XD-C            | G2 Optima Plus® Retrofit Kits with Adjustable Ground Joint ADJ/GJ 5 C TO C for 3.5 gpf or 1.6 gpf Water Closets | 775.85 | 504.30 | 6.00 | 671254268647 |
| 3325405 | G2 RESS-XD-U            | G2 Optima Plus® Retrofit Kits with Adjustable Ground Joint ADJ/GJ 5 C TO C for 1.5 gpf or 1.0 gpf Urinals       | 775.85 | 504.30 | 6.00 | 671254268654 |
| 3325407 | G2 RESS-XD-U-0.5 ADJ/GJ | G2 Optima Plus® Retrofit Kits with Adjustable Ground Joint for Urinals  | 775.85 | 504.30 | 6.00 | 671254268791 |
| 3325409 | G2 RESS-XD-C-4.5        | G2 Optima Plus® Retrofit Kits with Adjustable Ground Joint for Urinals ADJ/GJ 5 C/C                             | 775.85 | 504.30 | 6.00 | 671254269682 |
| 3325410 | G2 RESS-Z-C             | G2 Optima Plus® Retrofit Kits for use on †Zurn® 3.5 gpf or 1.6 gpf Water Closet Valves                          | 663.65 | 431.37 | 2.50 | 671254267107 |
| 3325412 | G2 RESS-Z-U             | G2 Optima Plus® Retrofit Kits for use on †Zurn® 1.5 gpf or 1.0 gpf Urinal Valves                                | 663.65 | 431.37 | 2.50 | 671254267220 |
| 3325413 | G2 RESS-Z-U-0.5         | G2 Optima Plus® Retrofit Kits for use on †Zurn® Urinal Valves   | 663.65 | 431.37 | 2.50 | 671254267237 |



SOLIS RESS



SOLIS DF RESS



EBV-1005-A



EBV-1007-A

\*\*Contact Your Local Sloan Representative

†The brands and/or products names referenced herein may be subject to trademark rights of their respective owners. Use of the brands and names is for identification purposes only and does not imply affiliation with or endorsement by Sloan.

Pricing subject to change without notice. For most current pricing, refer to online price sheets at [www.sloan.com](http://www.sloan.com)

| Code Number | Product Number | Description | List Price \$ | Est. Wt. (lbs.) | UPC Code |
|-------------|----------------|-------------|---------------|-----------------|----------|
|-------------|----------------|-------------|---------------|-----------------|----------|

**SOLIS® RESS Retrofit Kits – Convert to Solar-Powered Retrofit Kits**

Solar-powered, sensor-activated SOLIS® control module and inside parts kit, 4 “AA” Alkaline batteries. Installation strap wrench and screwdriver included. Kits must be ordered to meet the flush volume requirements of existing or new water closets and urinals. Includes Courtesy Flush® override button.

|          |                            |   |        |        |      |              |
|----------|----------------------------|---|--------|--------|------|--------------|
| 3375300  | SOLIS DF RESS-C-1.6/1.1    | Dual-Flush for Water Closet flushometers                      | 692.05 | 449.83 | 3.50 | 671254351424 |
| 33753004 | SOLIS DF RESS-C-1.6/1.1 BT | Dual-Flush for Water Closet flushometers                      | 737.00 | 479.05 | 3.50 | 671254498754 |
| 3375301  | SOLIS RESS-C               | Single Flush for 3.5 gpf or 1.6 gpf Water Closet flushometers | 692.05 | 449.83 | 3.50 | 671254351714 |
| 33753002 | SOLIS RESS-C-1.6 BT        | Single Flush for 1.6 gpf Water Closet flushometers            | 737.00 | 479.05 | 3.50 | 671254498679 |
| 3375302  | SOLIS RESS-C-1.28          | Single Flush for 1.28 gpf Water Closet flushometers           | 692.05 | 449.83 | 3.50 | 671254351677 |
| 33753003 | SOLIS RESS-C-1.28 BT       | Single Flush for 1.28 gpf Water Closet flushometers           | 737.00 | 479.05 | 3.50 | 671254498716 |
| 33753019 | SOLIS RESS-C-1.1           | Single Flush for 1.1 gpf Water Closet flushometers            | 692.05 | 449.83 | 3.42 | 671254592629 |
| 3375304  | SOLIS RESS-U-0.5           | Single Flush for 0.5 gpf Urinal flushometers                  | 692.05 | 449.83 | 3.50 | 671254351684 |
| 33753008 | SOLIS RESS-U-0.5 BT        | Single Flush for 0.5 gpf Urinal flushometers                  | 737.00 | 479.05 | 3.50 | 671254498914 |
| 3375305  | SOLIS RESS-U-0.25          | Single Flush for 0.25 gpf Urinal flushometers                 | 692.05 | 449.83 | 3.50 | 671254351608 |
| 33753007 | SOLIS RESS-U-0.25 BT       | Single Flush for 0.25 gpf Urinal flushometers                 | 737.00 | 479.05 | 3.50 | 671254498877 |
| 3375306  | SOLIS RESS-U               | Single Flush for 1.5 gpf or 1.0 gpf Urinal flushometers       | 692.05 | 449.83 | 3.50 | 671254349711 |
| 33753005 | SOLIS RESS-U-1.0 BT        | Single Flush for 1.0 gpf Urinal flushometers                  | 737.00 | 479.05 | 3.50 | 671254498792 |
| 3375349  | SOLIS RESS-U-0.125         | Single Flush for 0.125 gpf Urinal flushometers                | 692.05 | 449.83 | 3.50 | 671254405103 |
| 33753006 | SOLIS RESS-U-0.125 BT      | Single Flush for 0.125 gpf Urinal flushometers                | 737.00 | 479.05 | 3.50 | 671254498839 |

**SOLIS® †Zurn® Retrofit Kits**

Battery-powered, sensor-activated control module and flex-tube diaphragm inside parts kit, 4 “AA” Alkaline batteries. Installation strap wrench and screwdriver included. Kits must be ordered to meet flush volume requirements of existing or new water closets and urinals.

|         |                           |  |        |        |      |              |
|---------|---------------------------|--|--------|--------|------|--------------|
| 3375320 | SOLIS RESS-Z-C            | Single Flush for †Zurn® 3.5 gpf or 1.6 gpf Water Closet flushometers | 692.05 | 449.83 | 3.50 | 671254353343 |
| 3375325 | SOLIS DF RESS-Z-C-1.6/1.1 | Dual-Flush for †Zurn® Water Closet flushometers                      | 692.05 | 449.83 | 3.50 | 671254353688 |
| 3375346 | SOLIS RESS-Z-C-1.28       | Single Flush for †Zurn® Water Closet flushometers                    | 692.05 | 449.83 | 3.50 | 671254387898 |
| 3375347 | SOLIS RESS-Z-U-0.25       | Single Flush for †Zurn® Urinal flushometers                          | 692.05 | 449.83 | 3.50 | 671254387904 |
| 3375348 | SOLIS RESS-Z-U-0.5        | Single Flush for †Zurn® Urinal flushometers                          | 692.05 | 449.83 | 3.50 | 671254387911 |

**SOLIS® Upgrade Kits Convert Sloan G2 flushometers to SOLIS®**

Solar-powered, sensor-activated SOLIS® control module to upgrade existing G2 or Sloan ECOS® flushometers. Includes control module and solar panel assembly with Override button(s). Does not include internal kit.

|         |            |  |        |        |      |              |
|---------|------------|--|--------|--------|------|--------------|
| 3375350 | EBV-1007-A | Conversion Kit for Single Flush Water Closet G2 TO SOLIS®  | 468.75 | 304.69 | 1.80 | 671254368064 |
| 3375351 | EBV-1005-A | Dual-Flush Conversion Kit for Water Closet flushometers – G2 to SOLIS® for use with 1.6 gpf only | 468.75 | 304.69 | 1.80 | 671254354357 |
| 3375352 | EBV-1006-A | Conversion Kit for Single Flush Urinal G2 TO SOLIS®  | 468.75 | 304.69 | 1.80 | 671254368057 |

\*\*Contact Your Local Sloan Representative

†The brands and/or products names referenced herein may be subject to trademark rights of their respective owners. Use of the brands and names is for identification purposes only and does not imply affiliation with or endorsement by Sloan.

Pricing subject to change without notice. For most current pricing, refer to online price sheets at [www.sloan.com](http://www.sloan.com)

| Code Number  | Product Number             | Description   | List Price \$ | Est. Wt. (lbs.) | UPC Code          |
|--|----------------------------|---|---------------|-----------------|-------------------|
| <b>Sloan ECOS® RESS Retrofit Kits</b>  |                            |   |               |                 |                   |
| Electronic, sensor-activated Sloan ECOS® retrofit contains control module and inside parts kit, 4 "AA" Alkaline batteries. Installation strap wrench and screwdriver included. The closet is an electronic dual-flush and urinal utilizes Smart Sense Technology™ deferred flush protocol. Kits must be ordered to meet the flush volume requirements of existing or new water closets and urinals. ECOS™ RESS-U-0.25 and RESS-U-0.125 supplied with pressure compensating cartridge in lieu of flex tube diaphragm. |                            |   |               |                 |                   |
| 3375400  | ECOS RESS-C-1.6/1.1        | Dual-Flush Retrofit Kit for Water Closet flushometers   | 681.40        | 442.91          | 3.50 671254341678 |
| 33754019   | ECOS RESS-C-1.6/1.1 BT     | Dual-Flush Retrofit Kit for Water Closet flushometers   | 724.15        | 470.70          | 3.51 671254545052 |
| 33754001   | ECOS RESS-C-1.28/1.1       | Dual-Flush Retrofit Kit for Water Closet flushometers   | 681.40        | 442.91          | 3.52 671254498839 |
| 33754025   | ECOS RESS-C-1.28/1.1 BT    | Dual-Flush Retrofit Kit for Water Closet flushometers   | 724.15        | 470.70          | 3.53 671254545250 |
| 3375425  | ECOS RESS-C-1.28           | Single-Flush Retrofit Kit for Water Closet flushometers   | 632.10        | 410.87          | 3.54 671254422933 |
| 33754032   | ECOS RESS-C-1.28 BT        | Single-Flush Retrofit Kit for Water Closet flushometers   | 674.80        | 438.62          | 3.55 671254545953 |
| 33754036   | ECOS RESS-C-1.1 BT         | Single-Flush Retrofit Kit for Water Closet flushometers   | 674.80        | 438.62          | 3.56 671254546158 |
| 3375421  | ECOS RESS-U-0.125 With OR  | ECOS Retrofit Kits for Urinals – Royal® or Regal®   | 632.10        | 410.87          | 3.57 671254387003 |
| 33754008   | ECOS RESS-U-0.125 BT W/ OR | ECOS Retrofit Kits for Urinals – Royal® or Regal®   | 674.80        | 438.62          | 3.57 671254547506 |
| 3375424  | ECOS RESS-U-0.5 With OR    | ECOS Retrofit Kits for Urinals – Royal® or Regal®   | 632.10        | 410.87          | 3.52 671254413788 |
| 33754003   | ECOS RESS-U-0.5 BT W/ OR   | ECOS Retrofit Kits for Urinals – Royal® or Regal®   | 674.80        | 438.62          | 3.54 671254547100 |
| 3375421  | ECOS RESS-U-0.25 With OR   | ECOS Retrofit Kits for Urinals – Royal® or Regal®   | 632.10        | 410.87          | 3.57 671254387003 |
| 33754014   | ECOS RESS-U-0.25 BT W/ OR  | ECOS Retrofit Kits for Urinals – Royal® or Regal®   | 674.80        | 438.62          | 3.57 671254547308 |
| <b>Sloan ECOS® Upgrade Kits-Convert Sloan G2 flushometers to ECOS</b>  |                            |   |               |                 |                   |
| Battery-powered, sensor-activated Sloan ECOS® electronic dual-flush control module and button assembly.  |                            |   |               |                 |                   |
| 3375450  | EBV-1004-A                 | Dual-Flush Conversion Kit for Water Closet flushometers – G2 to ECOS® for use with 1.6 gpf only | 325.75        | 211.74          | 0.60 671254348066 |

\*\*Contact Your Local Sloan Representative

†The brands and/or products names referenced herein may be subject to trademark rights of their respective owners. Use of the brands and names is for identification purposes only and does not imply affiliation with or endorsement by Sloan.

Pricing subject to change without notice. For most current pricing, refer to online price sheets at [www.sloan.com](http://www.sloan.com)

## CLARK STREET



ETF-410 Hardwired  
EBF-415 Battery

Page 34



ETF-810  
EBF-815 Battery

Page 34

## RUSH STREET



ETF-420 Hardwired  
EBF-425 Battery

Page 35



ETF-820  
EBF-825 Battery

Page 35

## Premier



Page 36

### BASYS® High

- EFX100 Hardwired
- EFX150 Battery
- EFX175 Battery + solar
- EFX177 Battery + solar + LCD
- EFX180 Battery + turbine



Page 37-38

### BASYS® Mid

- EFX200 Hardwired
- EFX250 Battery
- EFX275 Battery + solar
- EFX277 Battery + solar + LCD
- EFX280 Battery + turbine



Page 38

### BASYS® Low

- EFX300 Hardwired
- EFX350 Battery
- EFX375 Battery + solar
- EFX377 Battery + solar + LCD
- EFX380 Battery + turbine



Page 40

### BASYS® Low Integrated Base

- EFX600 Hardwired
- EFX650 Battery
- EFX675 Battery + solar
- EFX677 Battery + solar + LCD
- EFX680 Battery + turbine



Page 40

### BASYS® Wall

- EFX800 Hardwired
- EFX850 Battery

# Deluxe



Page 40-41

EAF100 Hardwired  
EAF150 Battery



Page 41-42

EAF200 Hardwired  
EAF250 Battery  
EAF275 Battery + solar



Page 41

EAF225 Hardwired with illuminated temperature indicator



Page 42

EAF300 Hardwired  
EAF350 Battery



Page 42-43

ETF80 Hardwired  
EBF85 Battery



Page 42-43

ETF880 Hardwired  
EBF187 Battery



Page 50

EAF700 Hardwired  
EAF750 Battery



Page 44-45

ETF500 Hardwired  
EBF550 Battery



Page 45

ETF800 Hardwired

Faucets, Soap Dispensers & Sinks OLP



# Standard



Page 44-49

ETF700 Hardwired  
EBF750 Battery



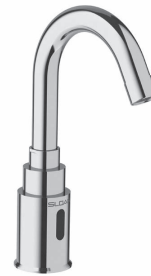
Page 48-49

ETF700-S Hardwired with surgical bend  
EBF750-S Battery with surgical bend



Page 46

SF2100 Hardwired  
SF2150 Battery



Page 46

SF2200 Hardwired  
SF2250 Battery



Page 47

SF2300 Hardwired  
SF2350 Battery




Page 47

SF2400 Hardwired  
SF2450 Battery



Page 47

SF2900 Hardwired  
SF2950 Battery



Page 47

SF2800 Hardwired  
SF2850 Battery

Faucets, Soap Dispensers  
& Sinks  
OLP

# Legacy



ETF610 Hardwired  
EBF615 Battery

Page 52



ETF660 Hardwired with side sensor

Page 54



ETF600 Hardwired  
EBF650 Battery

Page 53



ETF770 Hardwired with side sensor

Page 55

## Sloan Faucet Abbreviations & Descriptions List

| Trim Plates   | Description                |
|---------------|----------------------------|
| -8/8TP        | 8 inch Trim plate included |
| -4/4TP        | 4 Inch trim Plate included |
| Less Trim     | Without Trim Plate         |
| 4 Inch Center | 4 inch center set Faucet   |

| Finishes | Description              |
|----------|--------------------------|
| CP       | Chrome Plated            |
| PVDBN    | Brushed Nickel Finish    |
| PVDPB    | Polished Brass Finish    |
| PVDSB    | Satin Brass Finish       |
| PVDSF    | Brushed Stainless Finish |
| PDVGR    | Graphite Finish          |

| Transformers | Description           |
|--------------|-----------------------|
| LT           | Less Transformer      |
| P            | Plug in Transformer   |
| B/BOX        | Box Mount Transformer |

| Water Control       | Description           |
|---------------------|-----------------------|
| F                   | Flow Restrictor       |
| H                   | Showerhead Type Spray |
| LF / Line Flush NYP | Line Flush            |
| LP                  | Line Purge            |

| Mixing Valves | Description                          |
|---------------|--------------------------------------|
| ADM           | Above Deck Mixing Valve              |
| BDM           | Below Deck Mechanical Mixing Valve   |
| BDT           | Below Deck Thermostatic Mixing Valve |
| Check / CT    | Check T                              |
| ISM           | Integrated Side Mixing Valve         |
| ITM           | Integrated Thermostatic Mixer        |

| Power Options    | Description    |
|------------------|----------------|
| B Backup / Bat B | Battery Backup |
| HW               | Hardwired      |
| L / Batt, LB     | Less Batteries |

| Faucet Family | Description                            |
|---------------|--|
| EAF           | Electronic Above Deck Faucet           |
| EBF           | Electronic Battery Faucet              |
| ETF           | Electronic Transformer Faucet          |
| EFX           | Electronic Faucet Generation X (Basys) |
| SF            | Standard Faucet                        |

| Miscellaneous | Description                 |
|---------------|-----------------------------|
| BAA / BA      | Buy American Act            |
| ASM           | Assembly                    |
| DPU           | Drain Pop up                |
| Ext.          | Extension                   |
| IC            | IC Click Feature            |
| Intl          | International Specification |
| IQ            | IQ Click Feature            |
| Kit           | Kit                         |
| L Cont Mod    | Less Control Module         |
| L/Logo, LL    | Less Logo                   |
| LR            | Long Range Sensor           |
| WS            | Wash Station                |

| Spout Types   | Description                    |
|---------------|--------------------------------|
| Gneck, G'Neck | Gooseneck Spout                |
| S             | Surgical (Hospital Bend) Spout |
| Ped           | Pedestal Spout                 |

Pricing subject to change without notice. For most current pricing, refer to online price sheets at [www.sloan.com](http://www.sloan.com)  
For special finish options please refer to special finish section.

| Code Number  | Product Number                     | Description                                  | List Price \$ | MAPP Price \$ | Est. Wt. (lbs.) | UPC Code    |
|--|------------------------------------|--|---------------|---------------|-----------------|-------------|
| <b>Clark Street - Bluetooth Enabled Sensor Wall Mounted Faucet</b> |                                    |  |               |               |                 |             |
| 3315433BT  | EBF815-BAT-BDM-CP-0.35-GPM-MLM-FCT | Optima® Hand Washing Faucet – (12), (30)     | 1,057.35      | 687.28        | 7.38            | 67125456564 |
| 3315434BT  | EBF815-BAT-BDT-CP-0.35-GPM-MLM-FCT | Optima® Hand Washing Faucet – (13), (30)     | 1,182.00      | 768.30        | 7.38            | 67125456619 |
| 3315435BT  | EBF815-BAT-CP-0.35-GPM-MLM-FCT     | Optima® Hand Washing Faucet – (1), (30)      | 1,186.20      | 771.03        | 7.38            | 67125456618 |
| 3315436BT  | EBF815-TUR-BDM-CP-0.35-GPM-MLM-FCT | Optima® Hand Washing Faucet – (12), (30)     | 1,107.50      | 719.88        | 7.38            | 67125456617 |
| 3315437BT  | EBF815-TUR-BDT-CP-0.35-GPM-MLM-FCT | Optima® Hand Washing Faucet – (13), (30)     | 1,657.50      | 1,077.38      | 7.38            | 67125456616 |
| 3315438BT  | EBF815-TUR-CP-0.35-GPM-MLM-FCT     | Optima® Hand Washing Faucet – (1), (30)      | 1,476.20      | 959.53        | 7.38            | 67125456615 |
| 3315440BT  | EBF815-BAT-BDM-CP-0.5-GPM-MLM-FCT  | Optima® Hand Washing Faucet – (5), (12)      | 1,057.35      | 687.28        | 7.38            | 67125456613 |
| 3315441BT  | EBF815-BAT-BDT-CP-0.5-GPM-MLM-FCT  | Optima® Hand Washing Faucet – (5), (13)      | 1,182.00      | 768.30        | 7.38            | 67125456612 |
| 3315442BT  | EBF815-BAT-CP-0.5-GPM-MLM-FCT      | Optima® Hand Washing Faucet – (1), (5)       | 1,186.20      | 771.03        | 7.38            | 67125456611 |
| 3315443BT  | EBF815-TUR-BDM-CP-0.5-GPM-MLM-FCT  | Optima® Hand Washing Faucet – (5), (12)      | 1,107.50      | 375.54        | 7.38            | 67125456610 |
| 3315444BT  | EBF815-TUR-BDT-CP-0.5-GPM-MLM-FCT  | Optima® Hand Washing Faucet – (5), (13)      | 1,657.50      | 1,077.38      | 7.38            | 67125456609 |
| 3315445BT  | EBF815-TUR-CP-0.5-GPM-MLM-FCT      | Optima® Hand Washing Faucet – (1), (5)       | 1,476.20      | 959.53        | 7.38            | 67125456608 |
| 3365830BT  | ETF810-BOX-CP-0.35-GPM-MLM-FCT     | Optima® Hand Washing Faucet – (1), (2), (30) | 1,340.30      | 871.20        | 7.38            | 67125456588 |
| 3365831BT  | ETF810-PLG-CP-0.35-GPM-MLM-FCT     | Optima® Hand Washing Faucet – (1), (3), (30) | 1,340.30      | 871.20        | 7.38            | 67125456587 |
| 3365833BT  | ETF810-BOX-BDM-CP-0.5-GPM-MLM-FCT  | Optima® Hand Washing Faucet – (2), (5), (12) | 1,396.95      | 908.02        | 7.38            | 67125456585 |
| 3365834BT  | ETF810-BOX-BDT-CP-0.5-GPM-MLM-FCT  | Optima® Hand Washing Faucet – (2), (5), (13) | 1,521.55      | 989.01        | 7.38            | 67125456584 |
| 3365835BT  | ETF810-BOX-CP-0.5-GPM-MLM-FCT      | Optima® Hand Washing Faucet – (1), (2), (5)  | 1,340.30      | 871.20        | 7.38            | 67125456583 |
| 3365836BT  | ETF810-PLG-BDM-CP-0.5-GPM-MLM-FCT  | Optima® Hand Washing Faucet – (3), (5), (12) | 1,396.95      | 908.02        | 7.38            | 67125456582 |
| 3365837BT  | ETF810-PLG-BDT-CP-0.5-GPM-MLM-FCT  | Optima® Hand Washing Faucet – (3), (5), (13) | 1,521.55      | 989.01        | 7.38            | 67125456581 |
| 3365838BT  | ETF810-PLG-CP-0.5-GPM-MLM-FCT      | Optima® Hand Washing Faucet – (1), (3), (5)  | 1,340.30      | 871.20        | 7.38            | 67125456580 |

Faucets, Soap Dispensers & Sinks

OLP



EBF-815  
ETF-810

| Code Number  | Product Number                      | Description  | List Price \$ | MAPP Price \$ | Est. Wt. (lbs.) | UPC Code     |
|--|-------------------------------------|--|---------------|---------------|-----------------|--------------|
| <b>Clark Street - Bluetooth Enabled Sensor Deck Mounted Faucet</b> |                                     |  |               |               |                 |              |
| 3365763BT  | ETF410-4-BOX-BDM-CP-0.5-GPM-MLM-FCT | Optima® Hand Washing Faucet – (2), (5), (9), (12)  | 1,272.30      | 827.00        | 7.38            | 671254501195 |
| 3365764BT  | ETF410-4-BOX-BDT-CP-0.5-GPM-MLM-FCT | Optima® Hand Washing Faucet – (2), (5), (9), (13)  | 1,423.75      | 925.44        | 7.38            | 671254501201 |
| 3365765BT  | ETF410-4-BOX-CP-0.5-GPM-MLM-FCT     | Optima® Hand Washing Faucet – (1), (2), (5), (9)   | 1,203.45      | 782.24        | 7.38            | 671254501218 |
| 3365766BT  | ETF410-4-PLG-BDM-CP-0.5-GPM-MLM-FCT | Optima® Hand Washing Faucet – (3), (5), (9), (12)  | 1,272.30      | 827.00        | 7.38            | 671254501225 |
| 3365767BT  | ETF410-4-PLG-BDT-CP-0.5-GPM-MLM-FCT | Optima® Hand Washing Faucet – (3), (5), (9), (13)  | 1,423.75      | 925.44        | 7.38            | 671254501232 |
| 3365768BT  | ETF410-4-PLG-CP-0.5-GPM-MLM-FCT     | Optima® Hand Washing Faucet – (1), (3), (5), (9)   | 1,203.45      | 782.24        | 7.38            | 671254501249 |
| 3365769BT  | ETF410-8-BOX-BDM-CP-0.5-GPM-MLM-FCT | Optima® Hand Washing Faucet – (2), (5), (10), (12) | 1,299.85      | 844.90        | 7.38            | 671254503151 |
| 3365789BT  | ETF410-8-BOX-BDT-CP-0.5-GPM-MLM-FCT | Optima® Hand Washing Faucet – (2), (5), (10), (13) | 1,451.30      | 943.35        | 7.38            | 671254503168 |
| 3365790BT  | ETF410-8-BOX-CP-0.5-GPM-MLM-FCT     | Optima® Hand Washing Faucet – (1), (2), (5), (10)  | 1,231.00      | 800.15        | 7.38            | 671254503175 |
| 3365791BT  | ETF410-8-PLG-BDM-CP-0.5-GPM-MLM-FCT | Optima® Hand Washing Faucet – (3), (5), (10), (12) | 1,299.85      | 844.90        | 7.38            | 671254503182 |
| 3365792BT  | ETF410-8-PLG-BDT-CP-0.5-GPM-MLM-FCT | Optima® Hand Washing Faucet – (3), (5), (10), (13) | 1,451.30      | 943.35        | 7.38            | 671254503199 |
| 3365793BT  | ETF410-8-PLG-CP-0.5-GPM-MLM-FCT     | Optima® Hand Washing Faucet – (1), (3), (5), (10)  | 1,231.00      | 800.15        | 7.38            | 671254503205 |
| 3365794BT  | ETF410-BOX-BDM-CP-0.5-GPM-MLM-FCT   | Optima® Hand Washing Faucet – (2), (5), (12)       | 1,217.30      | 791.25        | 7.38            | 671254501010 |
| 3365795BT  | ETF410-BOX-BDT-CP-0.5-GPM-MLM-FCT   | Optima® Hand Washing Faucet – (2), (5), (13)       | 1,368.65      | 889.62        | 7.38            | 671254501027 |
| 3365796BT  | ETF410-BOX-CP-0.35-GPM-MLM-FCT      | Optima® Hand Washing Faucet – (1), (2), (30)       | 1,148.40      | 746.46        | 7.38            | 671254500945 |
| 3365797BT  | ETF410-BOX-CP-0.5-GPM-MLM-FCT       | Optima® Hand Washing Faucet – (1), (2), (5)        | 1,148.40      | 746.46        | 7.38            | 671254501034 |
| 3365798BT  | ETF410-PLG-BDM-CP-0.5-GPM-MLM-FCT   | Optima® Hand Washing Faucet – (3), (5), (12)       | 1,217.30      | 791.25        | 7.38            | 671254501041 |
| 3365799BT  | ETF410-PLG-BDT-CP-0.5-GPM-MLM-FCT   | Optima® Hand Washing Faucet – (3), (5), (13)       | 1,368.65      | 889.62        | 7.38            | 671254501058 |
| 3365801BT  | ETF410-PLG-CP-0.35-GPM-MLM-FCT      | Optima® Hand Washing Faucet – (1), (3), (30)       | 1,148.40      | 746.46        | 7.38            | 671254500952 |
| 3365802BT  | ETF410-PLG-CP-0.5-GPM-MLM-FCT       | Optima® Hand Washing Faucet – (1), (3), (5)        | 1,148.40      | 746.46        | 7.38            | 671254501065 |
| 3315397BT  | EBF415-4-BAT-BDM-CP-0.5-GPM-MLM-FCT | Optima® Hand Washing Faucet – (5), (9), (12)       | 1,162.20      | 755.43        | 7.38            | 671254501164 |
| 3315398BT  | EBF415-4-BAT-BDT-CP-0.5-GPM-MLM-FCT | Optima® Hand Washing Faucet – (5), (9), (13)       | 1,313.65      | 853.87        | 7.38            | 671254501171 |
| 3315399BT  | EBF415-4-BAT-CP-0.5-GPM-MLM-FCT     | Optima® Hand Washing Faucet – (1), (5), (9)        | 1,093.40      | 710.71        | 7.38            | 671254501188 |
| 3315400BT  | EBF415-8-BAT-BDM-CP-0.5-GPM-MLM-FCT | Optima® Hand Washing Faucet – (5), (10), (12)      | 1,189.75      | 773.34        | 7.38            | 671254501256 |
| 3315401BT  | EBF415-8-BAT-BDT-CP-0.5-GPM-MLM-FCT | Optima® Hand Washing Faucet – (5), (10), (13)      | 1,341.15      | 871.75        | 7.38            | 671254501263 |
| 3315402BT  | EBF415-8-BAT-CP-0.5-GPM-MLM-FCT     | Optima® Hand Washing Faucet – (1), (5), (10)       | 1,120.95      | 728.62        | 7.38            | 671254501270 |
| 3315403BT  | EBF415-BAT-BDM-CP-0.35-GPM-MLM-FCT  | Optima® Hand Washing Faucet – (12), (30)           | 1,107.05      | 719.58        | 7.38            | 671254500990 |
| 3315404BT  | EBF415-BAT-BDM-CP-0.5-GPM-MLM-FCT   | Optima® Hand Washing Faucet – (5), (12)            | 1,107.05      | 719.58        | 7.38            | 671254501072 |
| 3315405BT  | EBF415-BAT-BDT-CP-0.35-GPM-MLM-FCT  | Optima® Hand Washing Faucet – (13), (30)           | 1,258.60      | 818.09        | 7.38            | 671254501003 |
| 3315406BT  | EBF415-BAT-BDT-CP-0.5-GPM-MLM-FCT   | Optima® Hand Washing Faucet – (5), (13)            | 1,258.60      | 818.09        | 7.38            | 671254501089 |
| 3315388BT  | EBF415-BAT-CP-0.35-GPM-MLM-FCT      | Optima® Hand Washing Faucet – (1), (30)            | 1,038.25      | 674.86        | 5.90            | 671254492233 |
| 3315386BT  | EBF415-BAT-CP-0.5-GPM-MLM-FCT       | Optima® Hand Washing Faucet – (1), (5)             | 1,038.25      | 674.86        | 5.90            | 671254492226 |
| 3315407BT  | EBF415-TUR-BDM-CP-0.35-GPM-MLM-FCT  | Optima® Hand Washing Faucet – (12), (30)           | 1,382.55      | 898.66        | 7.38            | 671254500969 |
| 3315408BT  | EBF415-TUR-BDM-CP-0.5-GPM-MLM-FCT   | Optima® Hand Washing Faucet – (5), (12)            | 1,382.55      | 898.66        | 7.38            | 671254501096 |
| 3315409BT  | EBF415-TUR-BDT-CP-0.35-GPM-MLM-FCT  | Optima® Hand Washing Faucet – (13), (30)           | 1,534.00      | 997.10        | 7.38            | 671254500976 |
| 3315410BT  | EBF415-TUR-BDT-CP-0.5-GPM-MLM-FCT   | Optima® Hand Washing Faucet – (5), (13)            | 1,534.00      | 997.10        | 7.38            | 671254501102 |
| 3315411BT  | EBF415-TUR-CP-0.35-GPM-MLM-FCT      | Optima® Hand Washing Faucet – (1), (30)            | 1,313.65      | 853.87        | 7.38            | 671254500983 |
| 3315412BT  | EBF415-TUR-CP-0.5-GPM-MLM-FCT       | Optima® Hand Washing Faucet – (1), (5)             | 1,313.65      | 853.87        | 7.38            | 671254501119 |



ETF410  
EBF415

| Code Number   | Product Number                     | Description                                  | List Price \$ | MAPP Price \$ | Est. Wt. (lbs.) | UPC Code     |
|---|------------------------------------|--|---------------|---------------|-----------------|--------------|
| <b>Rush Street - Bluetooth Enabled Sensor Wall Mounted Faucet</b> |                                    |  |               |               |                 |              |
| 3315449BT   | EBF825-BAT-BDM-CP-0.35-GPM-MLM-FCT | Optima® Hand Washing Faucet – (12), (30)     | 1,306.35      | 849.13        | 7.38            | 67125456604  |
| 3315450BT   | EBF825-BAT-BDT-CP-0.35-GPM-MLM-FCT | Optima® Hand Washing Faucet – (13), (30)     | 1,430.95      | 930.12        | 7.38            | 67125456603  |
| 3315451BT   | EBF825-BAT-CP-0.35-GPM-MLM-FCT     | Optima® Hand Washing Faucet – (1), (30)      | 1,249.75      | 812.34        | 7.38            | 67125456602  |
| 3315452BT   | EBF825-TUR-BDM-CP-0.35-GPM-MLM-FCT | Optima® Hand Washing Faucet – (12), (30)     | 1,532.90      | 996.39        | 7.38            | 67125456601  |
| 3315453BT   | EBF825-TUR-BDT-CP-0.35-GPM-MLM-FCT | Optima® Hand Washing Faucet – (13), (30)     | 1,657.50      | 1,077.38      | 7.38            | 67125456600  |
| 3315454BT   | EBF825-TUR-CP-0.35-GPM-MLM-FCT     | Optima® Hand Washing Faucet – (1), (30)      | 1,476.20      | 959.53        | 7.38            | 67125456599  |
| 3315456BT   | EBF825-BAT-BDM-CP-0.5-GPM-MLM-FCT  | Optima® Hand Washing Faucet – (5), (12)      | 1,306.35      | 849.13        | 7.38            | 67125456597  |
| 3315457BT   | EBF825-BAT-BDT-CP-0.5-GPM-MLM-FCT  | Optima® Hand Washing Faucet – (5), (13)      | 1,430.95      | 930.12        | 7.38            | 67125456596  |
| 3315458BT   | EBF825-BAT-CP-0.5-GPM-MLM-FCT      | Optima® Hand Washing Faucet – (1), (5)       | 1,249.75      | 812.34        | 7.38            | 67125456595  |
| 3315459BT   | EBF825-TUR-BDM-CP-0.5-GPM-MLM-FCT  | Optima® Hand Washing Faucet – (5), (12)      | 1,532.90      | 996.39        | 7.38            | 67125456594  |
| 3315460BT   | EBF825-TUR-BDT-CP-0.5-GPM-MLM-FCT  | Optima® Hand Washing Faucet – (5), (13)      | 1,657.50      | 1,077.38      | 7.38            | 67125456593  |
| 3315461BT   | EBF825-TUR-CP-0.5-GPM-MLM-FCT      | Optima® Hand Washing Faucet – (1), (5)       | 1,476.20      | 959.53        | 7.38            | 67125456592  |
| 3365842BT   | ETF820-BOX-CP-0.35-GPM-MLM-FCT     | Optima® Hand Washing Faucet – (1), (2), (30) | 1,340.30      | 871.20        | 7.38            | 671254565760 |
| 3365843BT   | ETF820-PLG-CP-0.35-GPM-MLM-FCT     | Optima® Hand Washing Faucet – (1), (3), (30) | 1,340.30      | 871.20        | 7.38            | 671254565753 |
| 3365845BT   | ETF820-BOX-BDM-CP-0.5-GPM-MLM-FCT  | Optima® Hand Washing Faucet – (2), (5), (12) | 1,396.95      | 908.02        | 7.38            | 671254565739 |
| 3365846BT   | ETF820-BOX-BDT-CP-0.5-GPM-MLM-FCT  | Optima® Hand Washing Faucet – (2), (5), (13) | 1,521.55      | 989.01        | 7.38            | 671254565722 |
| 3365847BT   | ETF820-BOX-CP-0.5-GPM-MLM-FCT      | Optima® Hand Washing Faucet – (1), (2), (5)  | 1,340.30      | 871.20        | 7.38            | 671254565715 |
| 3365848BT   | ETF820-PLG-BDM-CP-0.5-GPM-MLM-FCT  | Optima® Hand Washing Faucet – (3), (5), (12) | 1,396.95      | 908.02        | 7.38            | 671254565708 |
| 3365849BT   | ETF820-PLG-BDT-CP-0.5-GPM-MLM-FCT  | Optima® Hand Washing Faucet – (3), (5), (13) | 1,521.55      | 989.01        | 7.38            | 671254565692 |
| 3365850BT   | ETF820-PLG-CP-0.5-GPM-MLM-FCT      | Optima® Hand Washing Faucet – (1), (3), (5)  | 1,340.30      | 871.20        | 7.38            | 671254565685 |



ETF-820  
EBF-825

| Code Number   | Product Number                      | Description  | List Price \$ | MAPP Price \$ | Est. Wt. (lbs.) | UPC Code      |
|---|-------------------------------------|--|---------------|---------------|-----------------|---------------|
| <b>Rush Street - Bluetooth Enabled Sensor Deck Mounted Faucet</b> |                                     |  |               |               |                 |               |
| 3365806BT   | ETF420-4-BOX-BDM-CP-0.5-GPM-MLM-FCT | Optima® Hand Washing Faucet – (2), (5), (9), (12)  | 1,272.30      | 827.00        | 7.38            | 671254499676  |
| 3365807BT   | ETF420-4-BOX-BDT-CP-0.5-GPM-MLM-FCT | Optima® Hand Washing Faucet – (2), (5), (9), (13)  | 1,423.75      | 925.44        | 7.38            | 671254499683  |
| 3365808BT   | ETF420-4-BOX-CP-0.5-GPM-MLM-FCT     | Optima® Hand Washing Faucet – (1), (2), (5), (9)   | 1,203.45      | 782.24        | 7.38            | 671254499690  |
| 3365809BT   | ETF420-4-PLG-BDM-CP-0.5-GPM-MLM-FCT | Optima® Hand Washing Faucet – (3), (5), (9), (12)  | 1,272.30      | 827.00        | 7.38            | 671254499362  |
| 3365810BT   | ETF420-4-PLG-BDT-CP-0.5-GPM-MLM-FCT | Optima® Hand Washing Faucet – (3), (5), (9), (13)  | 1,423.75      | 925.44        | 7.38            | 671254499379  |
| 3365811BT   | ETF420-4-PLG-CP-0.5-GPM-MLM-FCT     | Optima® Hand Washing Faucet – (1), (3), (5), (9)   | 1,203.45      | 782.24        | 7.38            | 671254499386  |
| 3365812BT   | ETF420-8-BOX-BDM-CP-0.5-GPM-MLM-FCT | Optima® Hand Washing Faucet – (2), (5), (10), (12) | 1,299.85      | 844.90        | 7.38            | 671254499430  |
| 3365813BT   | ETF420-8-BOX-BDT-CP-0.5-GPM-MLM-FCT | Optima® Hand Washing Faucet – (2), (5), (10), (13) | 1,451.30      | 943.35        | 7.38            | 671254499447  |
| 3365814BT   | ETF420-8-BOX-CP-0.5-GPM-MLM-FCT     | Optima® Hand Washing Faucet – (1), (2), (5), (10)  | 1,231.00      | 800.15        | 7.38            | 671254499454  |
| 3365815BT   | ETF420-8-PLG-BDM-CP-0.5-GPM-MLM-FCT | Optima® Hand Washing Faucet – (3), (5), (10), (12) | 1,299.85      | 844.90        | 7.38            | 671254499331  |
| 3365816BT   | ETF420-8-PLG-BDT-CP-0.5-GPM-MLM-FCT | Optima® Hand Washing Faucet – (3), (5), (10), (13) | 1,451.30      | 943.35        | 7.38            | 671254499348  |
| 3365817BT   | ETF420-8-PLG-CP-0.5-GPM-MLM-FCT     | Optima® Hand Washing Faucet – (1), (3), (5), (10)  | 1,231.00      | 800.15        | 7.38            | 671254499355  |
| 3365818BT   | ETF420-BOX-BDM-CP-0.5-GPM-MLM-FCT   | Optima® Hand Washing Faucet – (2), (5), (12)       | 1,217.30      | 791.25        | 7.38            | 671254499393  |
| 3365819BT   | ETF420-BOX-BDT-CP-0.5-GPM-MLM-FCT   | Optima® Hand Washing Faucet – (2), (5), (13)       | 1,368.65      | 889.62        | 7.38            | 671254499409  |
| 3365820BT   | ETF420-BOX-CP-0.35-GPM-MLM-FCT      | Optima® Hand Washing Faucet – (1), (2), (30)       | 1,148.40      | 746.46        | 7.38            | 671254499935  |
| 3365821BT   | ETF420-BOX-CP-0.5-GPM-MLM-FCT       | Optima® Hand Washing Faucet – (1), (2), (5)        | 1,148.40      | 746.46        | 7.38            | 6712544999416 |
| 3365822BT   | ETF420-PLG-BDM-CP-0.5-GPM-MLM-FCT   | Optima® Hand Washing Faucet – (3), (5), (12)       | 1,217.30      | 791.25        | 7.38            | 671254499317  |
| 3365823BT   | ETF420-PLG-BDT-CP-0.5-GPM-MLM-FCT   | Optima® Hand Washing Faucet – (3), (5), (13)       | 1,368.65      | 889.62        | 7.38            | 671254499324  |
| 3365825BT   | ETF420-PLG-CP-0.35-GPM-MLM-FCT      | Optima® Hand Washing Faucet – (1), (3), (30)       | 1,148.40      | 746.46        | 7.38            | 671254499942  |
| 3365826BT   | ETF420-PLG-CP-0.5-GPM-MLM-FCT       | Optima® Hand Washing Faucet – (1), (3), (5)        | 1,148.40      | 746.46        | 7.38            | 671254499300  |
| 3315413BT   | EBF425-4-BAT-BDM-CP-0.5-GPM-MLM-FCT | Optima® Hand Washing Faucet – (5), (9), (12)       | 1,162.20      | 755.43        | 7.38            | 671254499232  |
| 3315414BT   | EBF425-4-BAT-BDT-CP-0.5-GPM-MLM-FCT | Optima® Hand Washing Faucet – (5), (9), (13)       | 1,313.65      | 853.87        | 7.38            | 671254499249  |
| 3315415BT   | EBF425-4-BAT-CP-0.5-GPM-MLM-FCT     | Optima® Hand Washing Faucet – (1), (5), (9)        | 1,093.40      | 710.71        | 7.38            | 671254499225  |
| 3315416BT   | EBF425-8-BAT-BDM-CP-0.5-GPM-MLM-FCT | Optima® Hand Washing Faucet – (5), (10), (12)      | 1,189.75      | 773.34        | 7.38            | 671254499256  |
| 3315417BT   | EBF425-8-BAT-BDT-CP-0.5-GPM-MLM-FCT | Optima® Hand Washing Faucet – (5), (10), (13)      | 1,341.15      | 871.75        | 7.38            | 671254499263  |
| 3315418BT   | EBF425-8-BAT-CP-0.5-GPM-MLM-FCT     | Optima® Hand Washing Faucet – (1), (5), (10)       | 1,120.95      | 728.62        | 7.38            | 671254499270  |
| 3315419BT   | EBF425-BAT-BDM-CP-0.35-GPM-MLM-FCT  | Optima® Hand Washing Faucet – (12), (30)           | 1,107.05      | 719.58        | 7.38            | 671254499881  |
| 3315420BT   | EBF425-BAT-BDM-CP-0.5-GPM-MLM-FCT   | Optima® Hand Washing Faucet – (5), (12)            | 1,107.05      | 719.58        | 7.38            | 671254499287  |
| 3315421BT   | EBF425-BAT-BDT-CP-0.35-GPM-MLM-FCT  | Optima® Hand Washing Faucet – (13), (30)           | 1,258.60      | 818.09        | 7.38            | 671254499898  |
| 3315422BT   | EBF425-BAT-BDT-CP-0.5-GPM-MLM-FCT   | Optima® Hand Washing Faucet – (5), (13)            | 1,258.60      | 818.09        | 7.38            | 671254499294  |
| 3315387BT   | EBF425-BAT-CP-0.35-GPM-MLM-FCT      | Optima® Hand Washing Faucet – (1), (30)            | 1,038.25      | 674.86        | 5.90            | 671254490963  |
| 3315385BT   | EBF425-BAT-CP-0.5-GPM-MLM-FCT       | Optima® Hand Washing Faucet – (1), (5)             | 1,038.25      | 674.86        | 5.90            | 671254490956  |
| 3315423BT   | EBF425-TUR-BDM-CP-0.35-GPM-MLM-FCT  | Optima® Hand Washing Faucet – (12), (30)           | 1,382.55      | 898.66        | 7.38            | 671254499904  |
| 3315424BT   | EBF425-TUR-BDM-CP-0.5-GPM-MLM-FCT   | Optima® Hand Washing Faucet – (5), (12)            | 1,382.55      | 898.66        | 7.38            | 671254499706  |
| 3315425BT   | EBF425-TUR-BDT-CP-0.35-GPM-MLM-FCT  | Optima® Hand Washing Faucet – (13), (30)           | 1,534.00      | 997.10        | 7.38            | 671254499911  |
| 3315426BT   | EBF425-TUR-BDT-CP-0.5-GPM-MLM-FCT   | Optima® Hand Washing Faucet – (5), (13)            | 1,534.00      | 997.10        | 7.38            | 671254499713  |
| 3315427BT   | EBF425-TUR-CP-0.35-GPM-MLM-FCT      | Optima® Hand Washing Faucet – (1), (30)            | 1,313.65      | 853.87        | 7.38            | 671254499928  |
| 3315428BT   | EBF425-TUR-CP-0.5-GPM-MLM-FCT       | Optima® Hand Washing Faucet – (1), (5)             | 1,313.65      | 853.87        | 7.38            | 671254499720  |

Faucets, Soap Dispensers & Sinks  
DLP



ETF420  
EBF425

| Code Number  | Product Number   | Description                                       | List Price \$ | MAPP Price \$ | Est. Wt. (lbs.) | UPC Code     |
|--|------------------|---|---------------|---------------|-----------------|--------------|
| <b>BASYS® High - Active Infrared Sensor Faucet</b>   |                  |   |               |               |                 |              |
| Infrared, sensor-activated, electronic, chrome-plated die cast body, hand washing faucet for pre-tempered or hot/cold water operation.   |                  |   |               |               |                 |              |
| Note: All BASYS™ faucets are chrome plated zinc die cast and utilize active infrared sensing unless otherwise noted. Low Lead Compliant. |                  |   |               |               |                 |              |
| 3324030  | EFX-100.000.0000 | BASYS Faucet High-HW-Bowed-0.5                    | 1,305.05      | 848.28        | 5.00            | 671254401648 |
| 3324215  | EFX-100.002.0000 | BASYS Faucet High-HW-Bowed-1.5 AER                | 1,305.05      | 848.28        | 5.40            | 671254400344 |
| 3324216  | EFX-100.002.0110 | BASYS Faucet High-HW-Bowed-1.5 AER-4TP-EAF11      | 1,512.90      | 983.39        | 5.00            | 671254400351 |
| 3324023  | EFX-100.500.0000 | BASYS Faucet High-HW-Bowed-ISM-0.5                | 1,361.70      | 885.11        | 5.00            | 671254391284 |
| 3324012  | EFX-100.500.0010 | BASYS Faucet High-HW-Bowed-ISM-0.5-EAF11          | 1,475.15      | 958.85        | 5.00            | 671254398696 |
| 3324024  | EFX-100.502.0000 | BASYS Faucet High-HW-Bowed-ISM-1.5 AER            | 1,361.70      | 885.11        | 5.00            | 671254391277 |
| 3324229  | EFX-100.502.0100 | BASYS Faucet High-HW-Bowed-ISM-1.5 AER-4TP        | 1,475.15      | 958.85        | 5.00            | 671254401655 |
| 3324025  | EFX-150.000.0000 | BASYS Faucet High-Batt-Bowed-0.5                  | 1,248.10      | 811.27        | 5.00            | 671254395947 |
| 3324223  | EFX-150.002.0000 | BASYS Faucet High-Batt-Bowed-1.5 AER              | 1,248.10      | 811.27        | 5.06            | 671254401488 |
| 3324026  | EFX-150.500.0000 | BASYS Faucet High-Batt-Bowed-ISM-0.5              | 1,305.05      | 848.28        | 4.40            | 671254398764 |
| 3324230  | EFX-150.500.0100 | BASYS Faucet High-Batt-Bowed-ISM-0.5-4TP          | 1,399.40      | 909.61        | 5.00            | 671254401662 |
| 3324011  | EFX-150.502.0000 | BASYS Faucet High-Batt-Bowed-ISM-1.5 AER          | 1,305.05      | 848.28        | 5.00            | 671254391260 |
| 3324027  | EFX-150.502.0100 | BASYS Faucet High-Batt-Bowed-ISM-1.5 AER-4TP      | 1,399.40      | 909.61        | 5.00            | 671254398702 |
| 3324243  | EFX-175.000.0000 | BASYS Faucet High-Solar-0.5                       | 1,437.15      | 934.15        | 5.00            | 671254403598 |
| 3324220  | EFX-175.002.0000 | BASYS Faucet High-Solar-1.5 AER                   | 1,437.15      | 934.15        | 5.00            | 671254401181 |
| 3324221  | EFX-175.002.0200 | BASYS Faucet High-Solar-1.5 AER-8TP               | 1,550.65      | 1,007.92      | 5.00            | 671254401372 |
| 3324244  | EFX-175.500.0000 | BASYS Faucet High-Solar-ISM-0.5                   | 1,494.05      | 971.13        | 5.00            | 671254403604 |
| 3324010  | EFX-175.502.0000 | BASYS Faucet High-Solar-ISM-1.5 AER               | 1,494.05      | 971.13        | 5.00            | 671254391253 |
| 3324224  | EFX-177.000.0000 | BASYS Faucet High-Solar-LCD Solar-0.5             | 1,910.00      | 1,241.50      | 5.00            | 671254401495 |
| 3324209  | EFX-177.000.0100 | BASYS Faucet High-Solar-LCD Solar-0.5-4TP         | 2,004.65      | 1,303.02      | 5.00            | 671254400054 |
| 3324086  | EFX-177.500.0000 | BASYS Faucet High-Solar-LCD Solar-ISM-0.5         | 1,966.85      | 1,278.45      | 5.00            | 671254398139 |
| 3324013  | EFX-177.502.0000 | BASYS Faucet High-Solar-LCD Solar-ISM-1.5 AER     | 1,966.85      | 1,278.45      | 5.00            | 671254396081 |
| 3324029  | EFX-177.502.0100 | BASYS Faucet High-Solar-LCD Solar-ISM-1.5 AER-4TP | 1,966.85      | 1,278.45      | 5.00            | 671254396098 |
| 3324362  | EFX180.502.0000  | BASYS Faucet High-Turbine ISM 1.5 AER             | 1,554.70      | 1,010.56      | 5.11            | 671254410428 |
| 3324363  | EFX180.500.0000  | BASYS Faucet High-Turbine -ISM-0.5                | 1,554.70      | 1,010.56      | 5.11            | 671254410411 |
| 3324364  | EFX180.002.0000  | BASYS Faucet High-Turbine 1.5 AER                 | 1,482.40      | 963.56        | 5.11            | 671254410404 |
| 3324365  | EFX180.000.0000  | BASYS Faucet High-Turbine 0.5                     | 1,482.40      | 963.56        | 5.11            | 671254410398 |



- EFX100 Hardwired
- EFX150 Battery
- EFX175 Battery + solar
- EFX177 Battery + solar + LCD
- EFX180 Battery + turbine

\*\*Contact Your Local Sloan Representative

**IB** - Integrated Base; **HW** - Hardwire; **Batt** - Alkaline Battery; **Solar** - Solar Power; **CAP** - Capacitance; **LCD** - Solar+LCD Crown; **ISM** - Integral Temperature Control Spout Mixer; **BDM** - Below Deck Mixing Valve; **BDT** - Below Deck Thermostatic Mixing Valve; **0.5** - 0.5 gpm/1.9 Lpm Multi-Lam Spray Insert; **1.5 AER** - 1.5 gpm/5.7 Lpm Aerator; **1.5 AER** - 1.5 gpm/5.7 Lpm Laminar; **4TP** - 4" Trim Plate; **8TP** - 8" Trim Plate; **EAF11** - 6 VDC Plug-In Voltage Adapter; **EAF37** - 6 VDC Box-Mount Adapter, Turbine - Turbine Power

Pricing subject to change without notice. For most current pricing, refer to online price sheets at [www.sloan.com](http://www.sloan.com)



| Code Number   | Product Number   | Description                                      | List Price \$ | MAPP Price \$ | Est. Wt. (lbs.) | UPC Code     |
|---|------------------|--|---------------|---------------|-----------------|--------------|
| <b>BASYS® Mid - Active Infrared Sensor Faucet</b>   |                  |  |               |               |                 |              |
| Infrared, sensor-activated, electronic, chrome-plated die cast body, hand washing faucet for pre-tempered or hot/cold water operation.  |                  |  |               |               |                 |              |
| Note: All BASYS faucets are chrome plated zinc die cast and utilize active infrared sensing unless otherwise noted. Low Lead Compliant. |                  |  |               |               |                 |              |
| 3324031   | EFX-200.000.0000 | BASYS Faucet Mid-HW-Bowed-0.5                    | 1,145.70      | 744.71        | 3.83            | 671254391352 |
| 3324207   | EFX-200.000.0110 | BASYS Faucet Mid-HW-Bowed-0.5-4TP-EAF11          | 1,342.75      | 872.79        | 4.50            | 671254399709 |
| 3324204   | EFX-200.002.0000 | BASYS Faucet Mid-HW-Bowed-1.5 AER                | 1,134.20      | 737.23        | 3.86            | 671254399730 |
| 3324205   | EFX-200.002.0110 | BASYS Faucet Mid-HW-Bowed-1.5 AER-4TP-EAF11      | 1,342.75      | 872.79        | 5.00            | 671254399747 |
| 3324233   | EFX-200.200.0040 | BASYS Faucet Mid-HW-Bowed-BDT-0.5-EAF37          | 1,671.90      | 1,086.74      | 5.00            | 671254402553 |
| 3324014   | EFX-200.500.0000 | BASYS Faucet Mid-HW-Bowed-ISM-0.5                | 1,191.60      | 774.54        | 3.70            | 671254391314 |
| 3324095   | EFX-200.500.0010 | BASYS Faucet Mid-HW-Bowed-ISM-0.5-EAF11          | 1,305.05      | 848.28        | 5.00            | 671254398528 |
| 3324241   | EFX-200.500.0110 | BASYS Faucet Mid-HW-Bowed-ISM-0.5-4TP-EAF11      | 1,399.40      | 909.61        | 5.00            | 671254403420 |
| 3324033   | EFX-200.502.0000 | BASYS Faucet Mid-HW-Bowed-ISM-1.5 AER            | 1,191.60      | 774.54        | 5.00            | 671254391819 |
| 3324240   | EFX-200.502.0010 | BASYS Faucet Mid-HW-Bowed-ISM-1.5 AER-EAF11      | 1,305.05      | 848.28        | 5.00            | 671254403413 |
| 3324082   | EFX-200.502.0040 | BASYS Faucet Mid-HW-Bowed-ISM-1.5 AER-EAF37      | 1,305.05      | 848.28        | 5.00            | 671254397811 |
| 3324231   | EFX-200.502.0100 | BASYS Faucet Mid-HW-Bowed-ISM-1.5 AER-4TP        | 1,286.00      | 835.90        | 5.00            | 671254401570 |
| 3324005   | EFX-250.000.0000 | BASYS Faucet Mid-Batt-Bowed-0.5                  | 1,078.20      | 700.83        | 4.12            | 671254391338 |
| 3324073   | EFX-250.002.0000 | BASYS Faucet Mid-Batt-Bowed-1.5 AER              | 1,078.05      | 700.73        | 4.00            | 671254395954 |
| 3324077   | EFX-250.002.0100 | BASYS Faucet Mid-Batt-Bowed-1.5 AER-4TP          | 1,172.50      | 762.13        | 4.50            | 671254396340 |
| 3324004   | EFX-250.500.0000 | BASYS Faucet Mid-Batt-Bowed-ISM-0.5              | 1,134.95      | 737.72        | 3.67            | 671254391307 |
| 3324058   | EFX-250.500.0100 | BASYS Faucet Mid-Batt-Bowed-ISM-0.5-4TP          | 1,229.25      | 799.01        | 4.02            | 671254395268 |
| 3324076   | EFX-250.500.0200 | BASYS Faucet Mid-Batt-Bowed-ISM-0.5-8TP          | 1,248.10      | 811.27        | 5.00            | 671254396036 |
| 3324035   | EFX-250.502.0000 | BASYS Faucet Mid-Batt-Bowed-ISM-1.5 AER          | 1,134.85      | 737.65        | 3.71            | 671254392137 |
| 3324060   | EFX-250.502.0100 | BASYS Faucet Mid-Batt-Bowed-ISM-1.5-4TP          | 1,229.25      | 799.01        | 3.90            | 671254395282 |
| 3324218   | EFX-250.502.0200 | BASYS Faucet Mid-Batt-Bowed-ISM-1.5 AER-8TP      | 1,248.10      | 811.27        | 5.00            | 671254400696 |
| 3324003   | EFX-275.000.0000 | BASYS Faucet Mid-Solar-0.5                       | 1,267.20      | 823.68        | 3.73            | 671254391321 |
| 3324074   | EFX-275.002.0000 | BASYS Faucet Mid-Solar-1.5 AER                   | 1,267.20      | 823.68        | 3.80            | 671254396128 |
| 3324217   | EFX-275.100.0200 | BASYS Faucet Mid-Solar-BDM-0.5-8TP               | 1,441.20      | 936.78        | 5.00            | 671254400474 |
| 3324002   | EFX-275.500.0000 | BASYS Faucet Mid-Solar-ISM-0.5                   | 1,323.90      | 860.54        | 3.71            | 671254391291 |
| 3324015   | EFX-275.500.0100 | BASYS Faucet Mid-Solar-ISM-0.5-4TP               | 1,418.55      | 922.06        | 4.18            | 671254391345 |
| 3324034   | EFX-275.502.0000 | BASYS Faucet Mid-Solar-ISM-1.5 AER               | 1,336.65      | 868.82        | 5.00            | 671254392120 |
| 3324042   | EFX-275.502.0100 | BASYS Faucet Mid-Solar-ISM-1.5 AER-4TP           | 1,418.55      | 922.06        | 5.00            | 671254394681 |
| 3324078   | EFX-275.502.0200 | BASYS Faucet Mid-Solar-ISM-1.5 AER-8TP           | 1,437.15      | 934.15        | 5.00            | 671254396494 |
| 3324208   | EFX-277.000.0100 | BASYS Faucet Mid-Solar-LCD Solar-0.5-4TP         | 1,834.40      | 1,192.36      | 5.00            | 671254400047 |
| 3324213   | EFX-277.000.0000 | BASYS Faucet Mid-Solar-LCD Solar-0.5             | 1,739.80      | 1,130.87      | 3.70            | 671254400238 |
| 3324080   | EFX-277.002.0000 | BASYS Faucet Mid-Solar-LCD Solar-1.5 AER         | 1,707.25      | 1,109.71      | 5.00            | 671254398757 |
| 3324061   | EFX-277.500.0000 | BASYS Faucet Mid-Solar-LCD Solar-ISM-0.5         | 1,796.60      | 1,167.79      | 3.62            | 671254395190 |
| 3324059   | EFX-277.500.0100 | BASYS Faucet Mid-Solar-LCD Solar-ISM-0.5-4TP     | 1,891.20      | 1,229.28      | 5.00            | 671254395275 |
| 3324032   | EFX-277.502.0000 | BASYS Faucet Mid-Solar-LCD Solar-ISM-1.5 AER     | 1,796.60      | 1,167.79      | 5.00            | 671254391840 |
| 3324043   | EFX-277.502.0100 | BASYS Faucet Mid-Solar-LCD Solar-ISM-1.5 AER-4TP | 1,891.25      | 1,229.31      | 5.00            | 671254394698 |
| 3324368   | EFX280.502.0000  | BASYS Faucet Mid-Turbine ISM 1.5 AER             | 1,369.50      | 890.18        | 3.70            | 671254410367 |
| 3324369   | EFX280.500.0000  | BASYS Faucet Mid-Turbine ISM 0.5                 | 1,369.50      | 890.18        | 3.75            | 671254410350 |
| 3324370   | EFX280.002.0000  | BASYS Faucet Mid-Turbine 1.5 AER                 | 1,297.10      | 843.12        | 4.00            | 671254410343 |
| 3324371   | EFX280.000.0000  | BASYS Faucet Mid-Turbine 0.5                     | 1,297.10      | 843.12        | 3.70            | 671254410336 |

Faucets, Soap Dispensers & Sinks  
OLP



- EFX200 Hardwired
- EFX250 Battery
- EFX275 Battery + solar
- EFX277 Battery + solar + LCD
- EFX280 Battery + turbine

\*\*Contact Your Local Sloan Representative

**IB** - Integrated Base; **HW** - Hardwire; **Batt** - Alkaline Battery; **Solar** - Solar Power; **CAP** - Capacitance; **LCD** - Solar+LCD Crown; **ISM** - Integral Temperature Control Spout Mixer; **BDM** - Below Deck Mixing Valve; **BDT** - Below Deck Thermostatic Mixing Valve; **0.5** - 0.5 gpm/1.9 Lpm Multi-Lam Spray Insert; **1.5 AER** - 1.5 gpm/5.7 Lpm Aerator; **1.5 AER** - 1.5 gpm/5.7 Lpm Laminar; **4TP** - 4" Trim Plate; **8TP** - 8" Trim Plate; **EAF11** - 6 VDC Plug-In Voltage Adapter; **EAF37** - 6 VDC Box-Mount Adapter, Turbine - Turbine Power

Pricing subject to change without notice. For most current pricing, refer to online price sheets at [www.sloan.com](http://www.sloan.com)

| Code Number   | Product Number   | Description                                     | List Price \$ | MAPP Price \$ | Est. Wt. (lbs.) | UPC Code     |
|---|------------------|---|---------------|---------------|-----------------|--------------|
| <b>BASYS® Low, Pedestal - Active Infrared or Capacitance Sensor Faucet</b>  |                  |   |               |               |                 |              |
| Infrared or capacitance, sensor-activated, electronic, chrome-plated die cast body, hand washing faucet for pre-tempered or hot/cold water operation with turbine power option. Note: All BASYS faucets are chrome plated zinc die cast and utilize active Infrared Sensing unless otherwise noted. Low Lead Compliant. CAP only BAA. |                  |   |               |               |                 |              |
| 3324096   | EFX-300.000.0010 | BASYS Faucet Low-HW-Bowed-0.5-EAF11             | 1,083.95      | 704.57        | 5.00            | 671254398511 |
| 3324238   | EFX-300.000.0040 | BASYS Faucet Low-HW-Bowed-0.5-EAF37             | 1,136.05      | 738.43        | 5.00            | 671254403314 |
| 3324092   | EFX-300.002.0010 | BASYS Faucet Low-HW-Bowed-1.5 AER-EAF11         | 1,083.95      | 704.57        | 5.00            | 671254398283 |
| 3324007   | EFX-300.010.0010 | BASYS Faucet Low-HW-Bowed-CAP-0.5-EAF11         | 1,064.65      | 692.02        | 4.00            | 671254394025 |
| 3324046   | EFX-300.100.0010 | BASYS Faucet Low-HW-Bowed-BDM-0.5-EAF11         | 1,145.95      | 744.87        | 5.00            | 671254398825 |
| 3324093   | EFX-300.202.0010 | BASYS Faucet Low-HW-Bowed-BDT-1.5 AER-EAF11     | 1,482.80      | 963.82        | 5.00            | 671254398290 |
| 3324210   | EFX-300.210.0110 | BASYS Faucet Low-HW-Bowed-BDT-CAP-0.5-4TP-EAF11 | 1,577.25      | 1,025.21      | 5.00            | 671254400092 |
| 3324089   | EFX-300.500.0000 | BASYS Faucet Low-HW-Bowed-ISM-0.5               | 1,047.15      | 680.65        | 3.65            | 671254398047 |
| 3324097   | EFX-300.500.0010 | BASYS Faucet Low-HW-Bowed-ISM-0.5-EAF11         | 1,142.15      | 742.40        | 5.00            | 671254398566 |
| 3324037   | EFX-350.000.0000 | BASYS Faucet Low-Batt-Bowed-0.5                 | 1,001.20      | 650.78        | 3.70            | 671254395725 |
| 3324019   | EFX-350.010.0000 | BASYS Faucet Low-Batt-Bowed-CAP-0.5             | 1,001.20      | 650.78        | 5.00            | 671254392229 |
| 3324066   | EFX-350.010.0100 | BASYS Faucet Low-Batt-Bowed-CAP-0.5-4TP         | 1,053.85      | 685.00        | 5.00            | 671254395992 |
| 3324000   | EFX-350.012.0000 | BASYS Faucet Low-Batt-Bowed-CAP-1.5 AER         | 1,001.20      | 650.78        | 5.00            | 671254391833 |
| 3324047   | EFX-350.100.0000 | BASYS Faucet Low-Batt-Bowed-BDM-0.5             | 1,067.10      | 693.62        | 5.00            | 671254398832 |
| 3324201   | EFX-350.102.0000 | BASYS Faucet Low-Batt-Bowed-BDM-1.5 AER         | 1,067.10      | 693.62        | 5.00            | 671254399143 |
| 3324006   | EFX-350.110.0000 | BASYS Faucet Low-Batt-Bowed-BDM-CAP-0.5         | 1,067.10      | 693.62        | 5.00            | 671254392212 |
| 3324048   | EFX-350.200.0000 | BASYS Faucet Low-Batt-Bowed-BDT-0.5             | 1,211.90      | 787.74        | 5.00            | 671254398849 |
| 3324069   | EFX-350.210.0000 | BASYS Faucet Low-Batt-Bowed-BDT-CAP-0.5         | 1,211.90      | 787.74        | 6.00            | 671254398856 |
| 3324225   | EFX-350.500.0000 | BASYS Faucet Low-Batt-Bowed-ISM-0.5             | 1,014.35      | 659.33        | 4.50            | 671254401501 |
| 3324081   | EFX-350.502.0000 | BASYS Faucet Low-Batt-Bowed-ISM-1.5 AER         | 1,014.35      | 659.33        | 3.40            | 671254397781 |
| 3324206   | EFX-350.502.0100 | BASYS Faucet Low-Batt-Bowed-ISM-1.5 AER-4TP     | 1,132.85      | 736.35        | 5.00            | 671254399754 |
| 3324087   | EFX-375.000.0000 | BASYS Faucet Low-Solar-0.5                      | 1,103.45      | 717.24        | 3.46            | 671254398023 |
| 3324090   | EFX-375.000.0100 | BASYS Faucet Low-Solar-0.5-4TP                  | 1,172.50      | 762.13        | 5.00            | 671254398054 |
| 3324045   | EFX-375.002.0000 | BASYS Faucet Low-Solar-1.5 AER                  | 1,103.45      | 717.24        | 5.00            | 671254398924 |
| 3324226   | EFX-375.500.0000 | BASYS Faucet Low-Solar-ISM-0.5                  | 1,161.50      | 754.98        | 2.20            | 671254401617 |
| 3324234   | EFX-375.500.0100 | BASYS Faucet Low-Solar-ISM-0.5-4TP              | 1,238.20      | 804.83        | 2.20            | 671254402713 |
| 3324227   | EFX-375.502.0000 | BASYS Faucet Low-Solar-ISM-1.5 AER              | 1,161.50      | 754.98        | 2.20            | 671254401624 |
| 3324021   | EFX-380.010.0000 | BASYS Faucet Low-Turbine-Bowed-CAP-0.5          | 1,103.45      | 717.24        | 6.00            | 671254393509 |
| 3324022   | EFX-380.012.0000 | BASYS Faucet Low-Turbine-Bowed-CAP-1.5 AER      | 1,103.45      | 717.24        | 5.00            | 671254392236 |
| 3324062   | EFX-380.210.0100 | BASYS Faucet Low-Turbine-Bowed-BDT-CAP-0.5-4TP  | 1,596.05      | 1,037.43      | 5.00            | 671254395800 |



- EFX300 Hardwired
- EFX350 Battery
- EFX375 Battery + solar
- EFX377 Battery + solar + LCD
- EFX380 Battery + turbine

\*\*Contact Your Local Sloan Representative

**IB** - Integrated Base; **HW** - Hardwire; **Batt** - Alkaline Battery; **Solar** - Solar Power; **CAP** - Capacitance; **LCD** - Solar+LCD Crown; **ISM** - Integral Temperature Control Spout Mixer; **BDM** - Below Deck Mixing Valve; **BDT** - Below Deck Thermostatic Mixing Valve; **0.5** - 0.5 gpm/1.9 Lpm Multi-Lam Spray Insert; **1.5 AER** - 1.5 gpm/5.7 Lpm Aerator; **1.5 AER** - 1.5 gpm/5.7 Lpm Laminar; **4TP** - 4" Trim Plate; **8TP** - 8" Trim Plate; **EAF11** - 6 VDC Plug-In Voltage Adapter; **EAF37** - 6 VDC Box-Mount Adapter, Turbine - Turbine Power

Pricing subject to change without notice. For most current pricing, refer to online price sheets at [www.sloan.com](http://www.sloan.com)

| Code Number | Product Number | Description | List Price \$ | MAPP Price \$ | Est. Wt. (lbs.) | UPC Code |
|-------------|----------------|-------------|---------------|---------------|-----------------|----------|
|-------------|----------------|-------------|---------------|---------------|-----------------|----------|

**BASYS® Low, Integrated Base - Active Infrared or Capacitance Sensor Faucet**

Infrared or capacitance, sensor-activated, electronic, chrome-plated die cast body, hand washing faucet for pre-tempered or hot/cold water operation with turbine power option. Note: All BASYS faucets are chrome plated zinc die cast and utilize active infrared sensing unless otherwise noted. Low Lead Compliant. CAP only BAA.

|         |                  |   |          |        |      |              |
|---------|------------------|---|----------|--------|------|--------------|
| 3324050 | EFX-600.000.0000 | BASYS Faucet Low IB-HW-Bowed-0.5              | 1,014.40 | 659.36 | 5.00 | 671254399839 |
| 3324202 | EFX-600.000.0040 | BASYS Faucet Low IB-HW-Bowed-0.5-EAF37        | 1,198.80 | 779.22 | 5.00 | 671254399068 |
| 3324008 | EFX-600.010.0010 | BASYS Faucet Low IB-HW-Bowed-CAP-0.5-EAF11    | 1,106.60 | 719.29 | 5.00 | 671254394063 |
| 3324052 | EFX-650.000.0000 | BASYS Faucet Low IB-Batt-Bowed-0.5            | 1,001.20 | 650.78 | 4.20 | 671254395688 |
| 3324065 | EFX-650.002.0000 | BASYS Faucet Low IB-Batt-Bowed-1.5 AER        | 1,001.20 | 650.78 | 3.80 | 671254396166 |
| 3324001 | EFX-650.010.0000 | BASYS Faucet Low IB-Batt-Bowed-CAP-0.5        | 1,001.20 | 650.78 | 5.29 | 671254394032 |
| 3324036 | EFX-650.012.0000 | BASYS Faucet Low IB-Batt-Bowed-CAP-1.5 AER    | 1,001.20 | 650.78 | 5.00 | 671254394087 |
| 3324053 | EFX-650.100.0000 | BASYS Faucet Low IB-Batt-Bowed-BDM-0.5        | 1,067.10 | 693.62 | 5.00 | 671254396838 |
| 3324009 | EFX-650.110.0000 | BASYS Faucet Low IB-Batt-Bowed-BDM-CAP-0.5    | 1,067.10 | 693.62 | 5.00 | 671254394049 |
| 3324039 | EFX-650.210.0000 | BASYS Faucet Low IB-Batt-Bowed-BDT-CAP-0.5    | 1,211.90 | 787.74 | 5.00 | 671254394582 |
| 3324091 | EFX-675.000.0000 | BASYS Faucet Low IB-Solar-0.5                 | 1,103.45 | 717.24 | 3.75 | 671254398061 |
| 3324228 | EFX-675.002.0000 | BASYS Faucet Low IB-Solar-1.5 AER             | 1,103.45 | 717.24 | 2.42 | 671254401631 |
| 3324214 | EFX-675.200.0000 | BASYS Faucet Low IB-Solar-BDT-0.5             | 1,501.70 | 976.11 | 5.00 | 671254400276 |
| 3324237 | EFX-680.210.0000 | BASYS Faucet Low IB-Turbine-Bowed-BDT-CAP-0.5 | 1,520.25 | 988.16 | 5.00 | 671254403215 |

**BASYS® Wall - Active Infrared Sensor Faucet**

Infrared, sensor-activated, electronic, chrome-plated die cast body, hand washing faucet for pre-tempered or hot/cold water operation. Lithium battery is for EFX-8XX only. Note: All BASYS faucets are chrome plated zinc die cast and utilize active infrared sensing unless otherwise noted. Low Lead Compliant.

|         |                  |   |          |          |      |              |
|---------|------------------|---|----------|----------|------|--------------|
| 3324251 | EFX-800.000.1010 | BASYS Faucet Wall NPT1/2-HW-Bowed-0.5-EAF11         | 1,494.05 | 971.13   | 5.00 | 671254403819 |
| 3324055 | EFX-800.002.1000 | BASYS Faucet Wall NPT1/2-HW-Bowed-1.5 AER           | 1,380.60 | 897.39   | 5.00 | 671254395930 |
| 3324072 | EFX-800.102.1040 | BASYS Faucet Wall NPT1/2-HW-Bowed-BDM-1.5 AER-EAF37 | 1,554.70 | 1,010.56 | 5.00 | 671254398931 |
| 3324249 | EFX-850.000.1000 | BASYS Faucet Wall NPT1/2-Batt-Bowed-0.5             | 1,323.90 | 860.54   | 5.00 | 671254404250 |
| 3324056 | EFX-850.002.1000 | BASYS Faucet Wall NPT1/2-Batt-Bowed-1.5 AER         | 1,323.90 | 860.54   | 5.00 | 671254397804 |
| 3324232 | EFX-850.202.1000 | BASYS Faucet Wall NPT1/2-Batt-Bowed-BDT-1.5 AER     | 1,747.45 | 1,135.84 | 5.00 | 671254401921 |



- EFX600 Hardwired
- EFX650 Battery
- EFX675 Battery + solar
- EFX677 Battery + solar + LCD
- EFX680 Battery + turbine



- EFX800 Hardwired
- EFX850 Battery

| Code Number | Product Number | Description | List Price \$ | MAPP Price \$ | Est. Wt. (lbs.) | UPC Code |
|-------------|----------------|-------------|---------------|---------------|-----------------|----------|
|-------------|----------------|-------------|---------------|---------------|-----------------|----------|

### ETF-80 Sensor-Activated Hand Washing Faucets

Includes 24 VAC operation, chrome plated brass lavatory faucet with engineered black throat plate, flow control spray head, in-spout sensor with splash-proof circuit control module, 24 VAC transformer (specify plug-in or box mount hardware), 24 VAC solenoid valve with integral "Y" filter. Low Lead Compliant.

#### Bluetooth enabled ETF 80 hardwired series sensor faucets

|           |   |  |          |        |      |              |
|-----------|---|--|----------|--------|------|--------------|
| 3365315BT | ETF-80-4-BOX-ADM-CP-0.5GPM-MLM-IR-BT-FCT  | Optima® Hand Washing Faucet – (2), (5), (9), (11)  | 1,472.35 | 957.03 | 9.35 | 671254473997 |
| 3365309BT | ETF-80-4-BOX-BDM-CP-0.5GPM-MLM-IR-BT-FCT  | Optima® Hand Washing Faucet – (2), (5), (9), (12)  | 1,311.30 | 852.35 | 7.77 | 671254473010 |
| 3365230BT | ETF-80-4-BOX-BDT-CP-0.5GPM-MLM-IR-BT-FCT  | Optima® Hand Washing Faucet – (2), (5), (9), (13)  | 1,429.45 | 929.14 | 8.11 | 671254473003 |
| 3365321BT | ETF-80-4-BOX-TEE-CP-0.5GPM-MLM-IR-BT-FCT  | Optima® Hand Washing Faucet – (1), (2), (5), (9)   | 1,257.65 | 817.47 | 7.29 | 671254472358 |
| 3365314BT | ETF-80-4-PLG-ADM-CP-0.5GPM-MLM-IR-BT-FCT  | Optima® Hand Washing Faucet – (3), (5), (9), (11)  | 1,472.35 | 957.03 | 7.41 | 671254472617 |
| 3365308BT | ETF-80-4-PLG-BDM-CP-0.5GPM-MLM-IR-BT-FCT  | Optima® Hand Washing Faucet – (3), (5), (9), (12)  | 1,311.30 | 852.35 | 5.95 | 671254471320 |
| 3365229BT | ETF-80-4-PLG-BDT-CP-0.5GPM-MLM-IR-BT-FCT  | Optima® Hand Washing Faucet – (3), (5), (9), (13)  | 1,429.45 | 929.14 | 6.17 | 671254473447 |
| 3365772BT | ETF-80-4-PLG-TEE-CP-0.35GPM-MLM-IR-BT-FCT | Optima® Hand Washing Faucet (30)                   | 1,257.65 | 817.47 | 5.45 | 671254474031 |
| 3365320BT | ETF-80-4-PLG-TEE-CP-0.5GPM-MLM-IR-BT-FCT  | Optima® Hand Washing Faucet – (1), (3), (5), (9)   | 1,257.65 | 817.47 | 5.47 | 671254468344 |
| 3365318BT | ETF-80-8-BOX-ADM-CP-0.5GPM-MLM-IR-BT-FCT  | Optima® Hand Washing Faucet – (2), (5), (10), (11) | 1,472.35 | 957.03 | 9.64 | 671254473980 |
| 3365312BT | ETF-80-8-BOX-BDM-CP-0.5GPM-MLM-IR-BT-FCT  | Optima® Hand Washing Faucet – (2), (5), (10), (12) | 1,311.30 | 852.35 | 6.48 | 671254473973 |
| 3365233BT | ETF-80-8-BOX-BDT-CP-0.5GPM-MLM-IR-BT-FCT  | Optima® Hand Washing Faucet – (2), (5), (10), (13) | 1,429.45 | 929.14 | 8.57 | 671254473959 |
| 3365323BT | ETF-80-8-BOX-TEE-CP-0.5GPM-MLM-IR-BT-FCT  | Optima® Hand Washing Faucet – (1), (2), (5), (10)  | 1,257.65 | 817.47 | 9.14 | 671254472167 |
| 3365317BT | ETF-80-8-PLG-ADM-CP-0.5GPM-MLM-IR-BT-FCT  | Optima® Hand Washing Faucet – (3), (5), (10), (11) | 1,472.35 | 957.03 | 7.70 | 671254474000 |
| 3365311BT | ETF-80-8-PLG-BDM-CP-0.5GPM-MLM-IR-BT-FCT  | Optima® Hand Washing Faucet – (3), (5), (10), (12) | 1,311.30 | 852.35 | 6.29 | 671254472570 |
| 3365232BT | ETF-80-8-PLG-BDT-CP-0.5GPM-MLM-IR-BT-FCT  | Optima® Hand Washing Faucet – (3), (5), (10), (13) | 1,429.45 | 929.14 | 6.63 | 671254473966 |
| 3365322BT | ETF-80-8-PLG-TEE-CP-0.5GPM-MLM-IR-BT-FCT  | Optima® Hand Washing Faucet – (1), (3), (5), (10)  | 1,257.65 | 817.47 | 6.69 | 671254472259 |

#### Bluetooth enabled EBF 85 battery powered series sensor faucets

|           |   |                                       |          |        |      |              |
|-----------|---|---------------------------------------|----------|--------|------|--------------|
| 3315128BT | EBF-85-4-BAT-ADM-CP-0.5GPM-MLM-IR-BT-FCT  | Optima Plus® Faucet – (5), (9), (11)  | 1,396.40 | 907.66 | 7.25 | 671254473294 |
| 3315328BT | EBF-85-4-BAT-BDM-CP-0.35GPM-MLM-IR-BT-FCT | Optima Plus® Faucet – (30)            | 1,211.55 | 787.51 | 5.69 | 671254474048 |
| 3315130BT | EBF-85-4-BAT-BDM-CP-0.5GPM-MLM-IR-BT-FCT  | Optima Plus® Faucet – (5), (9), (12)  | 1,211.55 | 787.51 | 5.60 | 671254468375 |
| 3315329BT | EBF-85-4-BAT-BDT-CP-0.35GPM-MLM-IR-BT-FCT | Optima Plus® Faucet – (30)            | 1,349.95 | 877.47 | 6.03 | 671254472082 |
| 3315088BT | EBF-85-4-BAT-BDT-CP-0.5GPM-MLM-IR-BT-FCT  | Optima Plus® Faucet – (5), (9), (13)  | 1,358.20 | 882.83 | 5.51 | 671254468382 |
| 3315323BT | EBF-85-4-BAT-TEE-CP-0.35GPM-MLM-IR-BT-FCT | Optima Plus® Faucet – (30)            | 1,162.45 | 755.59 | 5.21 | 671254474055 |
| 3315010BT | EBF-85-4-BAT-TEE-CP-0.5GPM-MLM-IR-BT-FCT  | Optima Plus® Faucet – (1), (5), (9)   | 1,162.45 | 755.59 | 5.30 | 671254468351 |
| 3315131BT | EBF-85-8-BAT-BDM-CP-0.5GPM-MLM-IR-BT-FCT  | Optima Plus® Faucet – (5), (10), (12) | 1,245.40 | 809.51 | 6.13 | 671254472198 |
| 3315091BT | EBF-85-8-BAT-BDT-CP-0.5GPM-MLM-IR-BT-FCT  | Optima Plus® Faucet – (5), (10), (13) | 1,373.20 | 892.58 | 6.47 | 671254472532 |
| 3315047BT | EBF-85-8-BAT-TEE-CP-0.5GPM-MLM-IR-BT-FCT  | Optima Plus® Faucet – (1), (5), (10)  | 1,187.35 | 771.78 | 5.65 | 671254472365 |

\*\*Contact Your Local Sloan Representative

**IB** - Integrated Base; **HW** - Hardwire; **Batt** - Alkaline Battery; **Solar** - Solar Power; **CAP** - Capacitance; **LCD** - Solar+LCD Crown; **ISM** - Integral Temperature Control Spout Mixer; **BDM** - Below Deck Mixing Valve; **BDT** - Below Deck Thermostatic Mixing Valve; **0.5** - 0.5 gpm/1.9 Lpm Multi-Lam Spray Insert; **1.5 AER** - 1.5 gpm/5.7 Lpm Aerator; **1.5 AER** - 1.5 gpm/5.7 Lpm Laminar; **4TP** - 4" Trim Plate; **8TP** - 8" Trim Plate; **EAF11** - 6 VDC Plug-In Voltage Adapter; **EAF37** - 6 VDC Box-Mount Adapter, Turbine - Turbine Power

Pricing subject to change without notice. For most current pricing, refer to online price sheets at [www.sloan.com](http://www.sloan.com)

| Code Number | Product Number | Description | List Price \$ | MAPP Price \$ | Est. Wt. (lbs.) | UPC Code |
|-------------|----------------|-------------|---------------|---------------|-----------------|----------|
|-------------|----------------|-------------|---------------|---------------|-----------------|----------|

**ETF-880 Sensor-Activated Hand Washing Faucets with Metal Throat Plate**

Includes chrome plated brass lavatory faucet, flow control spray head, in-spout sensor with splash-proof circuit control module, 24 VAC transformer (specify plug-in or box mount hardware), 24 VAC solenoid valve with integral "Y" filter. Low Lead Compliant.

**Bluetooth enabled ETF 880 hardwired series sensor faucets**

|           |   |  |          |        |      |              |
|-----------|---|--|----------|--------|------|--------------|
| 3365034BT | ETF-880-4-BOX-ADM-CP-0.5GPM-MLM-IR-BT-FCT | Optima® Hand Washing Faucet – (2), (5), (9), (11)  | 1,418.95 | 922.32 | 9.51 | 671254474109 |
| 3365137BT | ETF-880-4-BOX-BDM-CP-0.5GPM-MLM-IR-BT-FCT | Optima® Hand Washing Faucet – (2), (5), (9), (12)  | 1,105.85 | 718.80 | 7.94 | 671254473041 |
| 3365148BT | ETF-880-4-BOX-BDT-CP-0.5GPM-MLM-IR-BT-FCT | Optima® Hand Washing Faucet – (2), (5), (9), (13)  | 1,303.75 | 847.44 | 8.28 | 671254473393 |
| 3365023BT | ETF-880-4-BOX-TEE-CP-0.5GPM-MLM-IR-BT-FCT | Optima® Hand Washing Faucet – (1), (2), (5), (9)   | 1,056.45 | 686.69 | 7.46 | 671254472624 |
| 3365033BT | ETF-880-4-PLG-ADM-CP-0.5GPM-MLM-IR-BT-FCT | Optima® Hand Washing Faucet – (3), (5), (9), (11)  | 1,392.45 | 905.09 | 7.57 | 671254473348 |
| 3365136BT | ETF-880-4-PLG-BDM-CP-0.5GPM-MLM-IR-BT-FCT | Optima® Hand Washing Faucet – (3), (5), (9), (12)  | 1,079.30 | 701.55 | 6.00 | 671254473423 |
| 3365146BT | ETF-880-4-PLG-BDT-CP-0.5GPM-MLM-IR-BT-FCT | Optima® Hand Washing Faucet – (3), (5), (9), (13)  | 1,277.95 | 830.67 | 6.34 | 671254472655 |
| 3365013BT | ETF-880-4-PLG-TEE-CP-0.5GPM-MLM-IR-BT-FCT | Optima® Hand Washing Faucet – (1), (3), (5), (9)   | 1,029.75 | 669.34 | 5.52 | 671254472341 |
| 3365134BT | ETF-880-8-BOX-ADM-CP-0.5GPM-MLM-IR-BT-FCT | Optima® Hand Washing Faucet – (2), (5), (10), (11) | 1,467.90 | 954.14 | 9.80 | 671254474116 |
| 3365144BT | ETF-880-8-BOX-BDM-CP-0.5GPM-MLM-IR-BT-FCT | Optima® Hand Washing Faucet – (2), (5), (10), (12) | 1,148.45 | 746.49 | 8.39 | 671254474062 |
| 3365156BT | ETF-880-8-BOX-BDT-CP-0.5GPM-MLM-IR-BT-FCT | Optima® Hand Washing Faucet – (2), (5), (10), (13) | 1,345.15 | 874.35 | 8.73 | 671254474093 |
| 3365031BT | ETF-880-8-BOX-TEE-CP-0.5GPM-MLM-IR-BT-FCT | Optima® Hand Washing Faucet – (1), (2), (5), (10)  | 1,098.75 | 714.19 | 7.91 | 671254472662 |
| 3365133BT | ETF-880-8-PLG-ADM-CP-0.5GPM-MLM-IR-BT-FCT | Optima® Hand Washing Faucet – (3), (5), (10), (11) | 1,441.45 | 936.94 | 7.86 | 671254473287 |
| 3365143BT | ETF-880-8-PLG-BDM-CP-0.5GPM-MLM-IR-BT-FCT | Optima® Hand Washing Faucet – (3), (5), (10), (12) | 1,121.85 | 729.20 | 6.45 | 671254472716 |
| 3365155BT | ETF-880-8-PLG-BDT-CP-0.5GPM-MLM-IR-BT-FCT | Optima® Hand Washing Faucet – (3), (5), (10), (13) | 1,319.30 | 857.55 | 6.79 | 671254474123 |
| 3365028BT | ETF-880-8-PLG-TEE-CP-0.5GPM-MLM-IR-BT-FCT | Optima® Hand Washing Faucet – (1), (3), (5), (10)  | 1,072.30 | 697.00 | 5.97 | 671254472648 |

**EBF-187 Battery-Powered Sensor-Activated Hand Washing Faucets with Metal Throat Plate**

Includes chrome plated brass lavatory faucet with engineered metal throat plate, flow control spray head, fiber-optic adaptive sensor, water-tight circuit control module with integral filtered solenoid valve, 4 "C" cell alkaline batteries. Low Lead Compliant.

**Bluetooth enabled ETF 187 battery powered series sensor faucets**

|           |  |                                       |          |        |      |              |
|-----------|--|---------------------------------------|----------|--------|------|--------------|
| 3315144BT | EBF-187-4-BAT-ADM-CP-0.5GPM-MLM-IR-BT-FCT  | Optima Plus® Faucet – (5), (9), (11)  | 1,454.35 | 945.33 | 7.41 | 671254472631 |
| 3315146BT | EBF-187-4-BAT-BDM-CP-0.5GPM-MLM-IR-BT-FCT  | Optima Plus® Faucet – (5), (9), (12)  | 1,271.85 | 826.70 | 5.39 | 671254473027 |
| 3315094BT | EBF-187-4-BAT-BDT-CP-0.5GPM-MLM-IR-BT-FCT  | Optima Plus® Faucet – (5), (9), (13)  | 1,407.90 | 915.14 | 6.18 | 671254473034 |
| 3315325BT | EBF-187-4-BAT-TEE-CP-0.35GPM-MLM-IR-BT-FCT | Optima Plus® Faucet – (30)            | 1,222.10 | 794.37 | 5.38 | 671254474130 |
| 3315107BT | EBF-187-4-BAT-TEE-CP-0.5GPM-MLM-IR-BT-FCT  | Optima Plus® Faucet – (1), (5), (9)   | 1,222.10 | 794.37 | 5.56 | 671254468405 |
| 3315145BT | EBF-187-8-BAT-ADM-CP-0.5GPM-MLM-IR-BT-FCT  | Optima Plus® Faucet – (5), (10), (11) | 1,477.55 | 960.41 | 7.52 | 671254473324 |
| 3315147BT | EBF-187-8-BAT-BDM-CP-0.5GPM-MLM-IR-BT-FCT  | Optima Plus® Faucet – (5), (10), (12) | 1,303.40 | 847.21 | 6.35 | 671254473300 |
| 3315095BT | EBF-187-8-BAT-BDT-CP-0.5GPM-MLM-IR-BT-FCT  | Optima Plus® Faucet – (5), (10), (13) | 1,431.15 | 930.25 | 6.69 | 671254473331 |
| 3315141BT | EBF-187-8-BAT-TEE-CP-0.5GPM-MLM-IR-BT-FCT  | Optima Plus® Faucet – (1), (5), (10)  | 1,245.30 | 809.45 | 5.81 | 671254473270 |



ETF880 Hardwired  
EBF187 Battery

| Code Number | Product Number | Description | List Price \$ | MAPP Price \$ | Est. Wt. (lbs.) | UPC Code |
|-------------|----------------|-------------|---------------|---------------|-----------------|----------|
|-------------|----------------|-------------|---------------|---------------|-----------------|----------|

**ETF-500 Sensor-Activated Back Mount Gooseneck Faucets**

Includes 24 VAC operation, chrome plated brass wall mount gooseneck faucet, spray head or showerhead, in-spout sensor with splash-proof circuit control module, 24 VAC transformer (specify plug-in or box mount hardwire), 24 VAC solenoid valve with integral "Y" filter. Low Lead Compliant.

**Bluetooth enabled ETF 500 hardwired series sensor faucets**

|           |   |   |          |          |       |              |
|-----------|---|---|----------|----------|-------|--------------|
| 3365378BT | ETF-500-BOX-BDM-CP-1.5GPM-SHR-IR-BT-FCT   | Optima® Back Mount Gooseneck Faucet – (2), (8), (12)      | 1,433.45 | 931.74   | 9.76  | 671254475144 |
| 3365357BT | ETF-500-BOX-BDM-CP-1.5GPM-SHR-IR-S-BT-FCT | Optima® Back Mount Gooseneck Faucet – (3), (7), (8), (12) | 1,439.20 | 935.48   | 9.91  | 671254475304 |
| 3365367BT | ETF-500-BOX-BDM-CP-2.2GPM-LAM-IR-BT-FCT   | Optima® Back Mount Gooseneck Faucet – (2), (6), (12)      | 1,420.40 | 923.26   | 9.06  | 671254475038 |
| 3365346BT | ETF-500-BOX-BDM-CP-2.2GPM-LAM-IR-S-BT-FCT | Optima® Back Mount Gooseneck Faucet – (2), (6), (7), (12) | 1,331.55 | 865.51   | 9.22  | 671254475250 |
| 3365239BT | ETF-500-BOX-BDT-CP-1.5GPM-SHR-IR-BT-FCT   | Optima® Back Mount Gooseneck Faucet – (2), (8), (13)      | 1,577.10 | 1,025.12 | 10.10 | 671254475151 |
| 3365245BT | ETF-500-BOX-BDT-CP-1.5GPM-SHR-IR-S-BT-FCT | Optima® Back Mount Gooseneck Faucet – (2), (7), (8), (13) | 1,586.15 | 1,031.00 | 10.25 | 671254475311 |
| 3365236BT | ETF-500-BOX-BDT-CP-2.2GPM-LAM-IR-BT-FCT   | Optima® Back Mount Gooseneck Faucet – (2), (6), (13)      | 1,515.85 | 985.30   | 9.40  | 671254475267 |
| 3365242BT | ETF-500-BOX-BDT-CP-2.2GPM-LAM-IR-S-BT-FCT | Optima® Back Mount Gooseneck Faucet – (2), (6), (7), (13) | 1,525.15 | 991.35   | 9.56  | 671254475274 |
| 3365343BT | ETF-500-BOX-TEE-CP-1.5GPM-SHR-IR-BT-FCT   | Optima® Back Mount Gooseneck Faucet – (1), (2), (8)       | 1,329.70 | 864.31   | 9.28  | 671254475168 |
| 3365341BT | ETF-500-BOX-TEE-CP-2.2GPM-LAM-IR-BT-FCT   | Optima® Back Mount Gooseneck Faucet – (1), (2), (6)       | 1,271.75 | 826.64   | 7.89  | 671254473867 |
| 3365336BT | ETF-500-BOX-TEE-CP-2.2GPM-LAM-IR-S-BT-FCT | Optima® Back Mount Gooseneck Faucet – (1), (2), (6), (7)  | 1,281.10 | 832.72   | 7.93  | 671254473928 |
| 3365374BT | ETF-500-PLG-BDM-CP-1.5GPM-SHR-IR-BT-FCT   | Optima® Back Mount Gooseneck Faucet – (3), (8), (12)      | 1,406.55 | 914.26   | 7.81  | 671254475052 |
| 3365353BT | ETF-500-PLG-BDM-CP-1.5GPM-SHR-IR-S-BT-FCT | Optima® Back Mount Gooseneck Faucet – (3), (7), (8), (12) | 1,416.05 | 920.43   | 7.97  | 671254475205 |
| 3365364BT | ETF-500-PLG-BDM-CP-2.2GPM-LAM-IR-BT-FCT   | Optima® Back Mount Gooseneck Faucet – (3), (6), (12)      | 1,313.95 | 854.07   | 8.10  | 671254473881 |
| 3365345BT | ETF-500-PLG-BDM-CP-2.2GPM-LAM-IR-S-BT-FCT | Optima® Back Mount Gooseneck Faucet – (3), (6), (7), (12) | 1,304.70 | 848.06   | 7.28  | 671254475281 |
| 3365238BT | ETF-500-PLG-BDT-CP-1.5GPM-SHR-IR-BT-FCT   | Optima® Back Mount Gooseneck Faucet – (3), (8), (13)      | 1,568.10 | 1,019.27 | 8.15  | 671254475045 |
| 3365244BT | ETF-500-PLG-BDT-CP-1.5GPM-SHR-IR-S-BT-FCT | Optima® Back Mount Gooseneck Faucet – (3), (7), (8), (13) | 1,568.10 | 1,019.27 | 8.31  | 671254475229 |
| 3365235BT | ETF-500-PLG-BDT-CP-2.2GPM-LAM-IR-BT-FCT   | Optima® Back Mount Gooseneck Faucet – (3), (6), (13)      | 1,489.75 | 968.34   | 8.44  | 671254473874 |
| 3365241BT | ETF-500-PLG-BDT-CP-2.2GPM-LAM-IR-S-BT-FCT | Optima® Back Mount Gooseneck Faucet – (3), (6), (7), (13) | 1,499.00 | 974.35   | 7.62  | 671254475298 |
| 3365342BT | ETF-500-PLG-TEE-CP-1.5GPM-SHR-IR-BT-FCT   | Optima® Back Mount Gooseneck Faucet – (1), (3), (8)       | 1,356.45 | 881.69   | 7.33  | 671254475069 |
| 3365337BT | ETF-500-PLG-TEE-CP-1.5GPM-SHR-IR-S-BT-FCT | Optima® Back Mount Gooseneck Faucet – (1), (3), (7), (8)  | 1,365.70 | 887.71   | 7.49  | 671254475175 |
| 3365340BT | ETF-500-PLG-TEE-CP-2.2GPM-LAM-IR-BT-FCT   | Optima® Back Mount Gooseneck Faucet – (1), (3), (6)       | 1,245.05 | 809.28   | 6.64  | 671254472174 |
| 3365335BT | ETF-500-PLG-TEE-CP-2.2GPM-LAM-IR-S-BT-FCT | Optima® Back Mount Gooseneck Faucet – (1), (3), (6), (7)  | 1,254.30 | 815.30   | 6.80  | 671254472600 |



ETF500 Hardwired  
EBF550 Battery



ETF500-H Hardwired  
EBF550-H Battery



ETF500-S-H Hardwired  
EBF550-S-H Battery

\*\*Contact Your Local Sloan Representative

(1) Bak Chek (2) Box Transformer "B" (3) Plug-In Transformer "P" (4) Less Transformer "LT" (5) 0.5 gpm/1.9 Lpm Multi-Lam Spray Head (6) 2.2 gpm/8.3 Lpm Laminar Spray Head (7) Surgical Bend Spout "S" (8) Shower Head Spray 2.2 gpm/8.3 Lpm "H" (9) 4" Trim Plate (10) 8" Trim Plate (11) Above Deck Mixing Valve – MIX-110-AA Trim Plate "ADM" (12) Below Deck Mixing Valve – MIX-60-A "BDM" (13) Below Deck Thermostatic Mixing Valve – MIX-135-A "BDT" (14) Integral Temperature Control Spout Mixer "ISM" (15) Drain Pop Up "DPU" (16) Optima i.q.®-cliq button "IC" (17) 1.5 gpm/5.7 Lpm Aerator (18) 2.2 gpm/8.3 Lpm Aerated Spray Head (19) Above Deck Thermostatic Mixing Valve – MIX-139 "ADT" (30) 0.35 gpm flow rate

Pricing subject to change without notice. For most current pricing, refer to online price sheets at [www.sloan.com](http://www.sloan.com)

| Code Number | Product Number | Description | List Price \$ | MAPP Price \$ | Est. Wt. (lbs.) | UPC Code |
|-------------|----------------|-------------|---------------|---------------|-----------------|----------|
|-------------|----------------|-------------|---------------|---------------|-----------------|----------|

**EBF-550 Battery-Powered Sensor-Activated Wall Mount Gooseneck Faucets**

Includes chrome plated brass wall mount gooseneck faucet, 2.2 gpm/8.3 Lpm laminar spray head or showerhead, in-spout sensor with splash-proof circuit control module with integral filtered solenoid valve, 4 "AA" alkaline batteries. Low Lead Compliant.

**Bluetooth enabled EBF 550 battery powered series sensor faucets**

|           |   |                                      |          |          |      |              |
|-----------|---|--------------------------------------|----------|----------|------|--------------|
| 3315161BT | EBF-550-BAT-BDM-CP-1.5GPM-SHR-IR-S-BT-FCT | Optima Plus® Faucet – (7), (8), (12) | 1,381.35 | 897.88   | 7.81 | 671254475243 |
| 3315162BT | EBF-550-BAT-BDM-CP-2.2GPM-LAM-IR-BT-FCT   | Optima Plus® Faucet – (6), (12)      | 1,342.90 | 872.89   | 6.96 | 671254472891 |
| 3315160BT | EBF-550-BAT-BDM-CP-2.2GPM-LAM-IR-S-BT-FCT | Optima Plus® Faucet – (6), (7), (12) | 1,342.90 | 872.89   | 7.20 | 671254473904 |
| 3315163BT | EBF-550-BAT-BDT-CP-1.5GPM-SHR-IR-BT-FCT   | Optima Plus® Faucet – (8), (12)      | 1,539.15 | 1,000.45 | 7.99 | 671254475113 |
| 3315098BT | EBF-550-BAT-BDT-CP-2.2GPM-LAM-IR-BT-FCT   | Optima Plus® Faucet – (6), (13)      | 1,479.65 | 961.77   | 7.30 | 671254472907 |
| 3315101BT | EBF-550-BAT-BDT-CP-2.2GPM-LAM-IR-S-BT-FCT | Optima Plus® Faucet – (6), (7), (13) | 1,479.65 | 961.77   | 7.46 | 671254475182 |
| 3315333BT | EBF-550-BAT-TEE-CP-0.35GPM-MLM-IR-BT-FCT  | Optima Plus® Faucet – (30)           | 1,280.70 | 832.46   | 6.45 | 671254475199 |
| 3315157BT | EBF-550-BAT-TEE-CP-1.5GPM-SHR-IR-BT-FCT   | Optima Plus® Faucet – (1), (8)       | 1,300.60 | 845.39   | 6.25 | 671254472587 |
| 3315159BT | EBF-550-BAT-TEE-CP-1.5GPM-SHR-IR-S-BT-FCT | Optima Plus® Faucet – (1), (7), (8)  | 1,300.60 | 845.39   | 7.69 | 671254473911 |
| 3315156BT | EBF-550-BAT-TEE-CP-2.2GPM-LAM-IR-BT-FCT   | Optima Plus® Faucet – (1), (6)       | 1,280.70 | 832.46   | 6.48 | 671254472150 |
| 3315158BT | EBF-550-BAT-TEE-CP-2.2GPM-LAM-IR-S-BT-FCT | Optima Plus® Faucet – (1), (6), (7)  | 1,280.70 | 832.46   | 6.64 | 671254472143 |

**ETF-800 Sensor-Activated Wall Mount Faucets**

Includes splash-proof circuit control module, sensor range adjustment screw, troubleshooting LED indicator lights, user-friendly variable time out settings, spray head with pressure compensating flow control, metal jacketed wire protection for solenoid lead, and modular quick-release sensor and solenoid connection. Low Lead Compliant.

**Bluetooth enabled ETF 800 hardwired series sensor faucets**

|           |   |  |          |          |      |              |
|-----------|---|--|----------|----------|------|--------------|
| 3365726BT | ETF-800-BOX-TEE-CP-0.5GPM-MLM-IR-BT-FCT | Optima® Wall Mount Electronic Faucet – (3)       | 1,416.00 | 920.40   | 8.91 | 671254472457 |
| 3365724BT | ETF-800-PLG-BDM-CP-0.5GPM-MLM-IR-BT-FCT | Optima® Wall Mount Electronic Faucet – (2), (12) | 1,471.95 | 956.77   | 7.44 | 671254473553 |
| 3365725BT | ETF-800-PLG-BDT-CP-0.5GPM-MLM-IR-BT-FCT | Optima® Wall Mount Electronic Faucet – (2), (13) | 1,614.90 | 1,049.69 | 7.78 | 671254472785 |
| 3365721BT | ETF-800-PLG-TEE-CP-0.5GPM-MLM-IR-BT-FCT | Optima® Wall Mount Electronic Faucet – (2)       | 1,416.00 | 920.40   | 6.96 | 671254468580 |

**EAF-100 Optima i.q.® 6 VDC Electronic Automatic Lavatory Faucets**

Includes chrome plated die-cast metal spout with self-contained electronics and solenoid valve for single-hole lavatory installation. Double infrared sensors with automatic setting feature. Supplied with 2.2 gpm/8.3 Lpm Aerator and 6 VDC plug-in adapter. Low Lead Compliant.

|         |                               |                                       |          |        |      |              |
|---------|-------------------------------|---------------------------------------|----------|--------|------|--------------|
| 3335003 | EAF-100-P CP                  | Optima i.q.® Faucet – (3), (18)       | 1,011.85 | 657.70 | 3.26 | 671254246911 |
| 3335004 | EAF-100-P-ISM CP              | Optima i.q.® Faucet – (3), (14), (18) | 1,096.60 | 712.79 | 3.46 | 671254246928 |
| 3335132 | EAF100-LT CP 1.0 GPM (IQ)     | Optima i.q.® Faucet - (4)             | 935.70   | 608.21 | 3.15 | 671254437319 |
| 3335012 | EAF100-LT CP 1.5 GPM (IQ)     | Optima i.q.® Faucet - (4)             | 935.70   | 608.21 | 3.15 | 671254253889 |
| 3335127 | EAF100-LT-ISM CP 1.0 GPM (IQ) | Optima i.q.® Faucet – (4), (14)       | 999.75   | 649.84 | 3.35 | 671254437258 |
| 3335013 | EAF100-LT-ISM CP 1.5 GPM (IQ) | Optima i.q.® Faucet – (4), (14)       | 999.75   | 649.84 | 3.35 | 671254253896 |
| 3335124 | EAF100-P CP 1.0 GPM (IQ)      | Optima i.q.® Faucet – (3)             | 1,011.85 | 657.70 | 3.26 | 671254437234 |
| 3335003 | EAF100-P CP 1.5 GPM (IQ)      | Optima i.q.® Faucet – (3)             | 1,011.85 | 657.70 | 3.26 | 671254246911 |
| 3335123 | EAF100-P-ISM CP 1.0 GPM (IQ)  | Optima i.q.® Faucet – (3), (14)       | 1,075.30 | 698.95 | 3.46 | 671254437227 |
| 3335004 | EAF100-P-ISM CP 1.5 GPM (IQ)  | Optima i.q.® Faucet – (3), (14)       | 1,096.60 | 712.79 | 3.46 | 671254246928 |
| 3335166 | EAF100-LT-ISM CP 0.35 GPM     | Optima i.q.® Faucet – (30)            | 999.75   | 649.84 | 3.35 | 671254450493 |
| 3335161 | EAF100-P CP 0.35 GPM          | Optima i.q.® Faucet – (30)            | 1,011.85 | 657.70 | 3.26 | 671254450431 |
| 3335157 | EAF100-P-ISM CP 0.35 GPM      | Optima i.q.® Faucet – (30)            | 1,075.30 | 698.95 | 3.46 | 671254450370 |



ETF800 Hardwired



EAF100 Hardwired  
EAF150 Battery

\*\*Contact Your Local Sloan Representative

(1) Bak Chek (2) Box Transformer "B" (3) Plug-In Transformer "P" (4) Less Transformer "LT" (5) 0.5 gpm/1.9 Lpm Multi-Lam Spray Head (6) 2.2 gpm/8.3 Lpm Laminar Spray Head (7) Surgical Bend Spout "S" (8) Shower Head Spray 2.2 gpm/8.3 Lpm "H" (9) 4" Trim Plate (10) 8" Trim Plate (11) Above Deck Mixing Valve – MIX-110-AA Trim Plate "ADM" (12) Below Deck Mixing Valve – MIX-60-A "BDM" (13) Below Deck Thermostatic Mixing Valve – MIX-135-A "BDT" (14) Integral Temperature Control Spout Mixer "ISM" (15) Drain Pop Up "DPU" (16) Optima i.q.®-cliq button "IC" (17) 1.5 gpm/5.7 Lpm Aerator (18) 2.2 gpm/8.3 Lpm Aerated Spray Head (19) Above Deck Thermostatic Mixing Valve – MIX-139 "ADT" (30) 0.35 gpm flow rate

Pricing subject to change without notice. For most current pricing, refer to online price sheets at [www.sloan.com](http://www.sloan.com)

| Code Number | Product Number | Description | List Price \$ | MAPP Price \$ | Est. Wt. (lbs.) | UPC Code |
|-------------|----------------|-------------|---------------|---------------|-----------------|----------|
|-------------|----------------|-------------|---------------|---------------|-----------------|----------|

**EAF-150 Optima i.q.® Battery-Powered Electronic Automatic Lavatory Faucets**

Include chrome plated die-cast metal spout with self-contained electronics, 6 VDC lithium battery and solenoid valve for single hole lavatory installation. Double infrared sensors with automatic range setting feature. Supplied with 2.2 gpm (8.3 Lpm) flow controlling aerator. Low Lead Compliant.

|         |                            |                                  |        |        |      |              |
|---------|----------------------------|----------------------------------|--------|--------|------|--------------|
| 3335000 | EAF-150 CP                 | Optima i.q.® Faucet – (18)       | 932.40 | 606.06 | 3.20 | 671254246669 |
| 3335001 | EAF-150-ISM CP             | Optima i.q.® Faucet – (14), (18) | 999.00 | 649.35 | 3.38 | 671254246676 |
| 3335122 | EAF150 CP 1.0 GPM (IQ)     | Optima i.q.® Faucet              | 914.40 | 594.36 | 3.20 | 671254437210 |
| 3335000 | EAF150 CP 1.5 GPM (IQ)     | Optima i.q.® Faucet – (14)       | 932.40 | 606.06 | 3.20 | 671254246669 |
| 3335121 | EAF150-ISM CP 1.0 GPM (IQ) | Optima i.q.® Faucet – (14)       | 979.60 | 636.74 | 3.38 | 671254437203 |
| 3335001 | EAF150-ISM CP 1.5 GPM (IQ) | Optima i.q.® Faucet – (14)       | 999.00 | 649.35 | 3.38 | 671254246676 |
| 3335153 | EAF150 CP 0.35 GPM         | Optima i.q.® Faucet – (30)       | 932.40 | 606.06 | 3.20 | 671254450332 |
| 3335151 | EAF150-ISM CP 0.35 GPM     | Optima i.q.® Faucet – (30)       | 979.60 | 636.74 | 3.38 | 671254450318 |

**EAF-200 Optima i.q.® Sensor-Activated Faucets**

Includes 6 VDC plug-in adapter powered electronic handwashing faucets with pre-tempered or hot and cold water operation. Low Lead Compliant.

|         |                          |                                      |          |        |      |              |
|---------|--------------------------|--------------------------------------|----------|--------|------|--------------|
| 3335050 | EAF-200-P CP             | Optima i.q.® Faucet – (3), (5)       | 1,031.90 | 670.74 | 3.21 | 671254311787 |
| 3335051 | EAF-200-P-ISM CP         | Optima i.q.® Faucet – (3), (5), (14) | 1,096.55 | 712.76 | 3.49 | 671254311794 |
| 3335164 | EAF200-LT CP 0.35 GPM    | Optima i.q.® Faucet – (30)           | 916.85   | 595.95 | 3.08 | 671254450479 |
| 3335158 | EAF200-P CP 0.35 GPM     | Optima i.q.® Faucet – (30)           | 1,011.85 | 657.70 | 3.21 | 671254450394 |
| 3335156 | EAF200-P-ISM CP 0.35 GPM | Optima i.q.® Faucet – (30)           | 1,096.55 | 712.76 | 3.49 | 671254450363 |
| 3335186 | EAF200-P-ITM CP 0.35 GPM | Optima i.q.® Faucet – (30)           | 1,133.90 | 737.04 | 3.49 | 671254491403 |
| 3335187 | EAF200-P-ITM CP 0.5 GPM  | Optima i.q.® Faucet – (5)            | 1,133.90 | 737.04 | 3.49 | 671254491397 |
| 3335188 | EAF200-P-ITM CP 1.0 GPM  | Optima i.q.® Faucet                  | 1,133.90 | 737.04 | 3.49 | 671254491410 |

**EAF-225 Optima i.q.® Sensor-Activated Faucets**

Includes 6 VDC plug-in adapter powered electronic handwashing faucet with integral mixing valve and temperature indicating light ring. Low Lead Compliant.

|         |                                      |   |          |        |      |              |
|---------|--------------------------------------|---|----------|--------|------|--------------|
| 3335075 | EAF-225-P-ISM CP                     | Optima i.q.® Lumino™ Faucet – (3), (14), (17) | 1,155.50 | 751.08 | 3.85 | 671254368088 |
| 3335075 | EAF225-P-ISM CP ELECT FAUCET 0.5 GPM | Optima i.q.® Lumino™ Faucet – (3), (14)       | 1,155.50 | 751.08 | 3.85 | 671254368088 |
| 3335130 | EAF225-P-ISM CP ELECT FAUCET 1.0 GPM | Optima i.q.® Lumino™ Faucet – (3), (14)       | 1,133.05 | 736.48 | 3.85 | 671254437296 |

**EAF-250 Battery-Powered Sensor-Activated Faucets**

Include chrome plated brass, one-piece modular construction, double infrared sensors with automatic range setting and a 6-volt lithium CR-P2 commercial battery. Supplied with 0.5 gpm (1.9 Lpm) spray head. Low Lead Compliant.

|         |                           |                                 |          |        |      |              |
|---------|---------------------------|---------------------------------|----------|--------|------|--------------|
| 3335061 | EAF-250-ISM CP            | Optima i.q.® Faucet – (5), (14) | 999.00   | 649.35 | 3.40 | 671254311930 |
| 3335155 | EAF250 CP 0.35 GPM        | Optima i.q.® Faucet – (30)      | 932.40   | 606.06 | 3.16 | 671254450356 |
| 3335154 | EAF250-ISM CP 0.35 GPM    | Optima i.q.® Faucet – (30)      | 979.60   | 636.74 | 3.40 | 671254450349 |
| 3335167 | EAF250-ISM CP LL 0.35 GPM | Optima i.q.® Faucet – (30)      | 1,094.20 | 711.23 | 3.40 | 671254463943 |
| 3335183 | EAF250-P-ITM CP 0.35 GPM  | Optima i.q.® Faucet – (30)      | 1,056.75 | 686.89 | 3.25 | 671254491359 |
| 3335184 | EAF250-P-ITM CP 0.5 GPM   | Optima i.q.® Faucet – (5)       | 1,036.25 | 673.56 | 3.25 | 671254491342 |
| 3335185 | EAF250-P-ITM CP 1.0 GPM   | Optima i.q.® Faucet             | 1,036.25 | 673.56 | 3.25 | 671254491366 |



EAF225 Hardwired with illuminated temperature indicator



EAF200 Hardwired  
EAF250 Battery  
EAF275 Battery + Solar

\*\*Contact Your Local Sloan Representative

(1) Bak Chek (2) Box Transformer "B" (3) Plug-In Transformer "P" (4) Less Transformer "LT" (5) 0.5 gpm/1.9 Lpm Multi-Lam Spray Head (6) 2.2 gpm/8.3 Lpm Laminar Spray Head (7) Surgical Bend Spout "S" (8) Shower Head Spray 2.2 gpm/8.3 Lpm "H" (9) 4" Trim Plate (10) 8" Trim Plate (11) Above Deck Mixing Valve – MIX-110-AA Trim Plate "ADM" (12) Below Deck Mixing Valve – MIX-60-A "BDM" (13) Below Deck Thermostatic Mixing Valve – MIX-135-A "BDT" (14) Integral Temperature Control Spout Mixer "ISM" (15) Drain Pop Up "DPU" (16) Optima i.q.®-cliq button "IC" (17) 1.5 gpm/5.7 Lpm Aerator (18) 2.2 gpm/8.3 Lpm Aerated Spray Head (19) Above Deck Thermostatic Mixing Valve – MIX-139 "ADT"

Pricing subject to change without notice. For most current pricing, refer to online price sheets at [www.sloan.com](http://www.sloan.com)



| Code Number | Product Number | Description | List Price \$ | MAPP Price \$ | Est. Wt. (lbs.) | UPC Code |
|-------------|----------------|-------------|---------------|---------------|-----------------|----------|
|-------------|----------------|-------------|---------------|---------------|-----------------|----------|

**EAF-275 Solar-Powered Electronic Hand Washing Faucets**

Solar-powered faucet includes chrome plated brass, one piece modular construction, double infrared sensors with automatic range setting and a 6V Lithium CR-P2 commercial battery. Faucet supplied with 0.5 gpm (1.9 Lpm) spray head. Low Lead Compliant.

|         |                              |   |          |        |      |              |
|---------|------------------------------|---|----------|--------|------|--------------|
| 3335016 | EAF-275                      | SOLIS® Solar Powered Faucet – (5)       | 1,031.90 | 670.74 | 3.09 | 671254304437 |
| 3335017 | EAF-275-ISM                  | SOLIS® Solar Powered Faucet – (5), (14) | 1,080.25 | 702.16 | 3.30 | 671254304444 |
| 3335152 | EAF275 CP 0.35 GPM           | SOLIS® Solar Powered Faucet – (30)      | 1,031.90 | 670.74 | 3.09 | 671254450325 |
| 3335150 | EAF275-ISM CP W/MIX 0.35 GPM | SOLIS® Solar Powered Faucet – (30)      | 1,080.25 | 702.16 | 3.37 | 671254450301 |
| 3335189 | EAF275-P-ITM CP 0.35 GPM     | SOLIS® Solar Powered Faucet – (30)      | 1,133.90 | 737.04 | 3.49 | 671254491434 |
| 3335190 | EAF275-P-ITM CP 0.5 GPM      | SOLIS® Solar Powered Faucet – (5)       | 1,133.90 | 737.04 | 3.49 | 671254491427 |
| 3335191 | EAF275-P-ITM CP 1.0 GPM      | SOLIS® Solar Powered Faucet             | 1,133.90 | 737.04 | 3.49 | 671254491441 |

**EAF-300 Hardwired-Powered Sensor-Activated Faucet**

|          |                         |                            |        |        |      |             |
|----------|-------------------------|----------------------------|--------|--------|------|-------------|
| 33351009 | EAF-300                 | Optima Faucet - (5)        | 845.70 | 549.71 | 2.90 | 67125455894 |
| 33351007 | EAF-300-ISM             | Optima Faucet - (5), (14)  | 920.70 | 598.46 | 3.00 | 67125455884 |
| 33351011 | EAF-300                 | Optima Faucet - (20)       | 845.70 | 549.71 | 2.90 | 67125455899 |
| 33351008 | EAF-300-ISM             | Optima Faucet - (20), (14) | 920.70 | 598.46 | 3.00 | 67125455889 |
| 33351014 | EAF-300 CP 0.35 GPM     | Optima Faucet - (30)       | 845.70 | 549.71 | 2.90 | 67125455914 |
| 33351013 | EAF-300-ISM CP 0.35 GPM | Optima Faucet - (30)       | 920.70 | 598.46 | 3.00 | 67125455909 |

**EAF-350 Battery-Powered Sensor-Activated Faucet**

Includes chrome plated, one-piece modular construction with all concealed components above deck, double infrared sensors with automatic range setting and a 6-volt Lithium CR-P2 commercial battery. Low Lead Compliant.

|         |                        |                            |        |        |      |              |
|---------|------------------------|----------------------------|--------|--------|------|--------------|
| 3335110 | EAF-350                | Optima Faucet - (5)        | 738.60 | 398.26 | 2.90 | 671254422551 |
| 3335111 | EAF-350-ISM            | Optima Faucet - (5), (14)  | 813.15 | 438.46 | 3.00 | 671254422568 |
| 3335106 | EAF-350                | Optima Faucet - (20)       | 724.20 | 390.50 | 2.90 | 671254420885 |
| 3335107 | EAF-350-ISM            | Optima Faucet - (20), (14) | 813.15 | 438.46 | 3.00 | 671254420892 |
| 3335160 | EAF350 CP 0.35 GPM     | Optima Faucet - (30)       | 724.20 | 390.50 | 2.90 | 671254450424 |
| 3335159 | EAF350-ISM CP 0.35 GPM | Optima Faucet - (30)       | 813.15 | 438.46 | 3.00 | 671254450417 |

Faucets, Soap Dispensers & Sinks  
OLP



EAF350 Battery

\*\*Contact Your Local Sloan Representative

(1) Bak Chek (2) Box Transformer "B" (3) Plug-In Transformer "P" (4) Less Transformer "LT" (5) 0.5 gpm/1.9 Lpm Multi-Lam Spray Head (6) 2.2 gpm/8.3 Lpm Laminar Spray Head (7) Surgical Bend Spout "S" (8) Shower Head Spray 2.2 gpm/8.3 Lpm "H" (9) 4" Trim Plate (10) 8" Trim Plate (11) Above Deck Mixing Valve – MIX-110-AA Trim Plate "ADM" (12) Below Deck Mixing Valve – MIX-60-A "BDM" (13) Below Deck Thermostatic Mixing Valve – MIX-135-A "BDT" (14) Integral Temperature Control Spout Mixer "ISM" (15) Drain Pop Up "DPU" (16) Optima i.q.®-cliq button "IC" (17) 1.5 gpm/5.7 Lpm Aerator (18) 2.2 gpm/8.3 Lpm Aerated Spray Head (19) Above Deck Thermostatic Mixing Valve – MIX-139 "ADT" (30) 0.35 gpm flow rate

Pricing subject to change without notice. For most current pricing, refer to online price sheets at [www.sloan.com](http://www.sloan.com)

| Code Number | Product Number | Description | List Price \$ | MAPP Price \$ | Est. Wt. (lbs.) | UPC Code |
|-------------|----------------|-------------|---------------|---------------|-----------------|----------|
|-------------|----------------|-------------|---------------|---------------|-----------------|----------|

**EAF-700 Optima i.q.® Gooseneck Sensor-Activated Faucets**

Sensor-activated, electronic, chrome plated die-cast metal, gooseneck hand washing faucet with above-deck concealed components for pre-tempered or hot and cold water operation.

|         |                          |  |          |        |      |              |
|---------|--------------------------|--|----------|--------|------|--------------|
| 3335094 | EAF-700-LT               | Optima i.q.® Gooseneck Faucet            | 943.90   | 613.54 | 4.77 | 671254402768 |
| 3335081 | EAF-700-LT-ISM           | Optima i.q.® Gooseneck Faucet - (14)     | 1,012.30 | 658.00 | 4.77 | 671254397941 |
| 3335098 | EAF700-B CP 1.5 GPM      | Optima i.q.® Gooseneck Faucet - (2)      | 1,072.40 | 697.06 | 4.77 | 671254403505 |
| 3335094 | EAF700-LT CP 1.5 GPM     | Optima i.q.® Gooseneck Faucet            | 943.90   | 613.54 | 4.77 | 671254402768 |
| 3335128 | EAF700-LT-ISM CP 1.0 GPM | Optima i.q.® Gooseneck Faucet - (14)     | 1,012.30 | 658.00 | 4.77 | 671254437265 |
| 3335081 | EAF700-LT-ISM CP 1.5 GPM | Optima i.q.® Gooseneck Faucet - (14)     | 1,012.30 | 658.00 | 4.77 | 671254397941 |
| 3335131 | EAF700-P CP 1.0 GPM      | Optima i.q.® Gooseneck Faucet - (3)      | 1,022.55 | 664.66 | 4.77 | 671254437302 |
| 3335096 | EAF700-P CP 1.5 GPM      | Optima i.q.® Gooseneck Faucet - (3)      | 1,022.55 | 664.66 | 4.77 | 671254402775 |
| 3335129 | EAF700-P-ISM CP 1.0 GPM  | Optima i.q.® Gooseneck Faucet - (3) (14) | 1,078.70 | 701.16 | 4.77 | 671254437289 |
| 3335079 | EAF700-P-ISM CP 1.5 GPM  | Optima i.q.® Gooseneck Faucet - (3) (14) | 1,089.95 | 708.47 | 4.77 | 671254397934 |

**EAF-750 Battery-Powered Gooseneck Sensor-Activated Faucets**

Sensor-activated, battery powered, chrome plated die-cast metal, gooseneck hand washing faucet with above-deck concealed components for pre-tempered or hot and cold water operation.

|         |                        |                                      |          |        |      |              |
|---------|------------------------|--------------------------------------|----------|--------|------|--------------|
| 3335097 | EAF-750                | Optima i.q.® Gooseneck Faucet        | 945.25   | 614.41 | 4.20 | 671254402782 |
| 3335074 | EAF-750-ISM            | Optima i.q.® Gooseneck Faucet - (14) | 1,019.90 | 662.94 | 4.77 | 671254396814 |
| 3335162 | EAF750-ISM CP 0.35 GPM | Optima i.q.® Gooseneck Faucet - (30) | 1,000.05 | 650.03 | 4.77 | 671254450455 |
| 3335125 | EAF750-ISM CP 1.0 GPM  | Optima i.q.® Gooseneck Faucet - (14) | 1,000.05 | 650.03 | 4.77 | 671254441668 |
| 3335074 | EAF750-ISM CP 1.5 GPM  | Optima i.q.® Gooseneck Faucet - (14) | 1,019.90 | 662.94 | 4.77 | 671254396814 |

Faucets, Soap Dispensers & Sinks OLP



EAF700 Hardwired  
EAF750 Battery

| Code Number   | Product Number                              | Description   | List Price \$ | MAPP Price \$ | Est. Wt. (lbs.) | UPC Code     |
|---|---|---|---------------|---------------|-----------------|--------------|
| <b>ETF-700 Sensor-Activated Deck Mount Gooseneck Faucets</b>  |   |   |               |               |                 |              |
| Includes chrome plated brass deck mount faucet, spray head or showerhead, in-spout sensor with splash-proof circuit control module, 24 VAC transformer (specify plug-in or box mount hardware), 24 VAC solenoid valve with integral "Y" filter. Low Lead Compliant. |   |   |               |               |                 |              |
| <b>Bluetooth enabled ETF 700 hardwired series sensor faucets</b>  |   |   |               |               |                 |              |
| 3365197BT   | ETF-700-4-BOX-BDM-CP-1.5GPM-SHR-IR-BT-FCT   | Optima® Gooseneck Faucet – (2), (8), (9), (12)                        | 1,334.80      | 867.62        | 9.20            | 671254474758 |
| 3365221BT   | ETF-700-4-BOX-BDM-CP-1.5GPM-SHR-IR-S-BT-FCT | Optima® Surgical Bend Gooseneck Faucet – (2), (7), (8), (10)          | 1,319.65      | 857.77        | 9.37            | 671254474840 |
| 3365194BT   | ETF-700-4-BOX-BDM-CP-2.2GPM-LAM-IR-BT-FCT   | Optima® Gooseneck Faucet – (2), (6), (9), (12)                        | 1,334.80      | 867.62        | 7.22            | 671254473751 |
| 3365218BT   | ETF-700-4-BOX-BDM-CP-2.2GPM-LAM-IR-S-BT-FCT | Optima® Surgical Bend Gooseneck Faucet – (2), (6), (7), (9), (12)     | 1,209.35      | 786.08        | 8.67            | 671254475090 |
| 3365435BT   | ETF-700-4-BOX-BDT-CP-1.5GPM-SHR-IR-BT-FCT   | Optima® Gooseneck Faucet – (2), (8), (9), (13)                        | 1,502.10      | 976.37        | 8.08            | 671254473768 |
| 3365448BT   | ETF-700-4-BOX-BDT-CP-1.5GPM-SHR-IR-S-BT-FCT | Optima® Surgical Bend Gooseneck Faucet – (2), (7), (8), (9), (13)     | 1,524.30      | 990.80        | 9.71            | 671254474857 |
| 3365279BT   | ETF-700-4-BOX-BDT-CP-2.2GPM-LAM-IR-BT-FCT   | Optima® Gooseneck Faucet – (2), (6), (9), (13)                        | 1,395.00      | 906.75        | 7.59            | 671254473713 |
| 3365441BT   | ETF-700-4-BOX-BDT-CP-2.2GPM-LAM-IR-S-BT-FCT | Optima® Surgical Bend Gooseneck Faucet – (2), (6), (7), (9), (13)     | 1,404.20      | 912.73        | 9.01            | 671254474703 |
| 3365011BT   | ETF-700-4-BOX-TEE-CP-1.5GPM-SHR-IR-BT-FCT   | Optima® Gooseneck Faucet – (1), (2), (8), (9)                         | 1,285.25      | 835.41        | 8.72            | 671254474550 |
| 3365019BT   | ETF-700-4-BOX-TEE-CP-1.5GPM-SHR-IR-S-BT-FCT | Optima® Surgical Bend Gooseneck Faucet – (1), (2), (6), (7), (8), (9) | 1,270.00      | 825.50        | 8.89            | 671254474666 |
| 3365178BT   | ETF-700-4-BOX-TEE-CP-2.2GPM-LAM-IR-BT-FCT   | Optima® Gooseneck Faucet – (1), (2), (6), (9)                         | 1,150.55      | 747.86        | 8.03            | 671254472495 |
| 3365186BT   | ETF-700-4-BOX-TEE-CP-2.2GPM-LAM-IR-S-BT-FCT | Optima® Surgical Bend Gooseneck Faucet – (1), (2), (6), (7), (9)      | 1,159.95      | 753.97        | 8.67            | 671254474611 |
| 3365196BT   | ETF-700-4-PLG-BDM-CP-1.5GPM-SHR-IR-BT-FCT   | Optima® Gooseneck Faucet – (3), (8), (9), (12)                        | 1,173.50      | 762.78        | 7.26            | 671254474765 |
| 3365220BT   | ETF-700-4-PLG-BDM-CP-1.5GPM-SHR-IR-S-BT-FCT | Optima® Surgical Bend Gooseneck Faucet – (3), (7), (8), (10)          | 1,293.05      | 840.48        | 7.42            | 671254474963 |
| 3365193BT   | ETF-700-4-PLG-BDM-CP-2.2GPM-LAM-IR-BT-FCT   | Optima® Gooseneck Faucet – (3), (6), (9), (12)                        | 1,173.50      | 762.78        | 6.56            | 671254473362 |
| 3365217BT   | ETF-700-4-PLG-BDM-CP-2.2GPM-LAM-IR-S-BT-FCT | Optima® Surgical Bend Gooseneck Faucet – (3), (6), (7), (9), (12)     | 1,182.80      | 768.82        | 7.71            | 671254472860 |
| 3365434BT   | ETF-700-4-PLG-BDT-CP-1.5GPM-SHR-IR-BT-FCT   | Optima® Gooseneck Faucet – (3), (8), (9), (13)                        | 1,476.20      | 959.53        | 7.60            | 671254474710 |
| 3365447BT   | ETF-700-4-PLG-BDT-CP-1.5GPM-SHR-IR-S-BT-FCT | Optima® Surgical Bend Gooseneck Faucet – (3), (7), (8), (9), (13)     | 1,467.45      | 953.84        | 7.76            | 671254474673 |
| 3365278BT   | ETF-700-4-PLG-BDT-CP-2.2GPM-LAM-IR-BT-FCT   | Optima® Gooseneck Faucet – (3), (6), (9), (13)                        | 1,369.20      | 889.98        | 6.90            | 671254472839 |
| 3365440BT   | ETF-700-4-PLG-BDT-CP-2.2GPM-LAM-IR-S-BT-FCT | Optima® Surgical Bend Gooseneck Faucet – (3), (6), (7), (9), (13)     | 1,378.40      | 895.96        | 7.07            | 671254474642 |
| 3365010BT   | ETF-700-4-PLG-TEE-CP-1.5GPM-SHR-IR-BT-FCT   | Optima® Gooseneck Faucet – (1), (3), (8), (9)                         | 1,234.10      | 802.17        | 6.78            | 671254472525 |
| 3365018BT   | ETF-700-4-PLG-TEE-CP-1.5GPM-SHR-IR-S-BT-FCT | Optima® Surgical Bend Gooseneck Faucet – (1), (3), (6), (7), (8), (9) | 1,243.45      | 808.24        | 8.03            | 671254473812 |
| 3365177BT   | ETF-700-4-PLG-TEE-CP-2.2GPM-LAM-IR-BT-FCT   | Optima® Gooseneck Faucet – (1), (3), (6), (9)                         | 1,123.90      | 730.54        | 6.08            | 671254472235 |
| 3365185BT   | ETF-700-4-PLG-TEE-CP-2.2GPM-LAM-IR-S-BT-FCT | Optima® Surgical Bend Gooseneck Faucet – (1), (3), (6), (7), (9)      | 1,133.25      | 736.61        | 7.90            | 671254472556 |
| 3365227BT   | ETF-700-8-BOX-ADM-CP-1.5GPM-SHR-IR-BT-FCT   | Optima® Gooseneck Faucet – (2), (8), (10), (11)                       | 1,753.50      | 1,139.78      | 11.06           | 671254474826 |
| 3365209BT   | ETF-700-8-BOX-ADM-CP-1.5GPM-SHR-IR-S-BT-FCT | Optima® Surgical Bend Gooseneck Faucet – (2), (7), (8), (10), (11)    | 1,739.00      | 1,130.35      | 11.23           | 671254474949 |
| 3365224BT   | ETF-700-8-BOX-ADM-CP-2.2GPM-LAM-IR-BT-FCT   | Optima® Gooseneck Faucet – (2), (6), (10), (11)                       | 1,623.60      | 1,055.34      | 9.23            | 671254473690 |
| 3365206BT   | ETF-700-8-BOX-ADM-CP-2.2GPM-LAM-IR-S-BT-FCT | Optima® Surgical Bend Gooseneck Faucet – (2), (6), (7), (10), (11)    | 1,648.15      | 1,071.30      | 10.53           | 671254474871 |
| 3365203BT   | ETF-700-8-BOX-BDM-CP-1.5GPM-SHR-IR-BT-FCT   | Optima® Gooseneck Faucet – (2), (8), (10), (12)                       | 1,410.30      | 916.70        | 8.64            | 671254474819 |

Faucets, Soap Dispensers & Sinks

OLP

\*\*Contact Your Local Sloan Representative

(1) Bak Chek (2) Box Transformer "B" (3) Plug-In Transformer "P" (4) Less Transformer "LT" (5) 0.5 gpm/1.9 Lpm Multi-Lam Spray Head (6) 2.2 gpm/8.3 Lpm Lamina Spray Head (7) Surgical Bend Spout "S" (8) Shower Head Spray 2.2 gpm/8.3 Lpm "H" (9) 4" Trim Plate (10) 8" Trim Plate (11) Above Deck Mixing Valve – MIX-110-AA Trim Plate "ADM" (12) Below Deck Mixing Valve – MIX-60-A "BDM" (13) Below Deck Thermostatic Mixing Valve – MIX-135-A "BDT" (14) Integral Temperature Control Spout Mixer "ISM" (15) Drain Pop Up "DPU" (16) Optima i.q.®-cliq button "IC" (17) 1.5 gpm/5.7 Lpm Aerator (18) 2.2 gpm/8.3 Lpm Aerated Spray Head (19) Above Deck Thermostatic Mixing Valve – MIX-139 "ADT" (30) 0.35 gpm flow rate

Pricing subject to change without notice. For most current pricing, refer to online price sheets at [www.sloan.com](http://www.sloan.com)

| Code Number | Product Number                              | Description  | List Price \$ | MAPP Price \$ | Est. Wt. (lbs.) | UPC Code     |
|-------------|---|--|---------------|---------------|-----------------|--------------|
| 3365215BT   | ETF-700-8-BOX-BDM-CP-1.5GPM-SHR-IR-S-BT-FCT | Optima <sup>®</sup> Surgical Bend Gooseneck Faucet – (2), (7), (8), (10), (12)     | 1,395.05      | 906.78        | 9.85            | 671254474925 |
| 3365200BT   | ETF-700-8-BOX-BDM-CP-2.2GPM-LAM-IR-BT-FCT   | Optima <sup>®</sup> Gooseneck Faucet – (2), (6), (10), (12)                        | 1,275.75      | 829.24        | 8.99            | 671254474796 |
| 3365212BT   | ETF-700-8-BOX-BDM-CP-2.2GPM-LAM-IR-S-BT-FCT | Optima <sup>®</sup> Surgical Bend Gooseneck Faucet – (2), (6), (7), (10), (12)     | 1,284.80      | 835.12        | 9.15            | 671254474864 |
| 3365438BT   | ETF-700-8-BOX-BDT-CP-1.5GPM-SHR-IR-BT-FCT   | Optima <sup>®</sup> Gooseneck Faucet – (2), (8), (10), (13)                        | 1,549.15      | 1,006.95      | 10.02           | 671254474833 |
| 3365451BT   | ETF-700-8-BOX-BDT-CP-1.5GPM-SHR-IR-S-BT-FCT | Optima <sup>®</sup> Surgical Bend Gooseneck Faucet – (2), (7), (8), (10), (13)     | 1,549.15      | 1,006.95      | 10.19           | 671254474956 |
| 3365282BT   | ETF-700-8-BOX-BDT-CP-2.2GPM-LAM-IR-BT-FCT   | Optima <sup>®</sup> Gooseneck Faucet – (2), (6), (10), (13)                        | 1,468.45      | 954.49        | 9.33            | 671254474802 |
| 3365445BT   | ETF-700-8-BOX-BDT-CP-2.2GPM-LAM-IR-S-BT-FCT | Optima <sup>®</sup> Surgical Bend Gooseneck Faucet – (2), (6), (7), (10), (13)     | 1,477.65      | 960.47        | 9.49            | 671254474888 |
| 3365183BT   | ETF-700-8-BOX-TEE-CP-1.5GPM-SHR-IR-BT-FCT   | Optima <sup>®</sup> Gooseneck Faucet – (1), (2), (8), (10)                         | 1,350.25      | 877.66        | 9.20            | 671254474475 |
| 3365191BT   | ETF-700-8-BOX-TEE-CP-1.5GPM-SHR-IR-S-BT-FCT | Optima <sup>®</sup> Surgical Bend Gooseneck Faucet – (1), (2), (6), (7), (8), (10) | 1,345.60      | 874.64        | 9.37            | 671254474680 |
| 3365180BT   | ETF-700-8-BOX-TEE-CP-2.2GPM-LAM-IR-BT-FCT   | Optima <sup>®</sup> Gooseneck Faucet – (1), (2), (6), (10)                         | 1,226.00      | 796.90        | 8.51            | 671254474734 |
| 3365188BT   | ETF-700-8-BOX-TEE-CP-2.2GPM-LAM-IR-S-BT-FCT | Optima <sup>®</sup> Surgical Bend Gooseneck Faucet – (1), (2), (6), (7), (10)      | 1,235.40      | 803.01        | 8.67            | 671254474895 |
| 3365226BT   | ETF-700-8-PLG-ADM-CP-1.5GPM-SHR-IR-BT-FCT   | Optima <sup>®</sup> Gooseneck Faucet – (3), (8), (10), (11)                        | 1,704.35      | 1,107.83      | 9.12            | 671254474505 |
| 3365208BT   | ETF-700-8-PLG-ADM-CP-1.5GPM-SHR-IR-S-BT-FCT | Optima <sup>®</sup> Surgical Bend Gooseneck Faucet – (3), (7), (8), (10), (11)     | 1,713.35      | 1,113.68      | 9.28            | 671254475076 |
| 3365223BT   | ETF-700-8-PLG-ADM-CP-2.2GPM-LAM-IR-BT-FCT   | Optima <sup>®</sup> Gooseneck Faucet – (3), (6), (10), (11)                        | 1,598.20      | 1,038.83      | 8.42            | 671254472853 |
| 3365205BT   | ETF-700-8-PLG-ADM-CP-2.2GPM-LAM-IR-S-BT-FCT | Optima <sup>®</sup> Surgical Bend Gooseneck Faucet – (3), (6), (7), (10), (11)     | 1,606.90      | 1,044.49      | 9.14            | 671254473836 |
| 3365202BT   | ETF-700-8-PLG-BDM-CP-1.5GPM-SHR-IR-BT-FCT   | Optima <sup>®</sup> Gooseneck Faucet – (3), (8), (10), (12)                        | 1,359.30      | 883.55        | 7.74            | 671254474482 |
| 3365214BT   | ETF-700-8-PLG-BDM-CP-1.5GPM-SHR-IR-S-BT-FCT | Optima <sup>®</sup> Surgical Bend Gooseneck Faucet – (3), (7), (8), (10), (12)     | 1,368.70      | 889.66        | 7.90            | 671254474970 |
| 3365199BT   | ETF-700-8-PLG-BDM-CP-2.2GPM-LAM-IR-BT-FCT   | Optima <sup>®</sup> Gooseneck Faucet – (3), (6), (10), (12)                        | 1,249.10      | 811.92        | 7.04            | 671254473584 |
| 3365211BT   | ETF-700-8-PLG-BDM-CP-2.2GPM-LAM-IR-S-BT-FCT | Optima <sup>®</sup> Surgical Bend Gooseneck Faucet – (3), (6), (7), (10), (12)     | 1,258.35      | 817.93        | 7.21            | 671254474901 |
| 3365437BT   | ETF-700-8-PLG-BDT-CP-1.5GPM-SHR-IR-BT-FCT   | Optima <sup>®</sup> Gooseneck Faucet – (3), (8), (10), (13)                        | 1,549.15      | 1,006.95      | 8.08            | 671254474574 |
| 3365450BT   | ETF-700-8-PLG-BDT-CP-1.5GPM-SHR-IR-S-BT-FCT | Optima <sup>®</sup> Surgical Bend Gooseneck Faucet – (3), (7), (8), (10), (13)     | 1,540.95      | 1,001.62      | 8.24            | 671254474987 |
| 3365281BT   | ETF-700-8-PLG-BDT-CP-2.2GPM-LAM-IR-BT-FCT   | Optima <sup>®</sup> Gooseneck Faucet – (3), (6), (10), (13)                        | 1,442.45      | 937.59        | 7.94            | 671254473706 |
| 3365444BT   | ETF-700-8-PLG-BDT-CP-2.2GPM-LAM-IR-S-BT-FCT | Optima <sup>®</sup> Surgical Bend Gooseneck Faucet – (3), (6), (7), (10), (13)     | 1,451.70      | 943.61        | 7.55            | 671254474659 |
| 3365182BT   | ETF-700-8-PLG-TEE-CP-1.5GPM-SHR-IR-BT-FCT   | Optima <sup>®</sup> Gooseneck Faucet – (1), (3), (8), (10)                         | 1,309.80      | 851.37        | 7.26            | 671254474741 |
| 3365190BT   | ETF-700-8-PLG-TEE-CP-1.5GPM-SHR-IR-S-BT-FCT | Optima <sup>®</sup> Surgical Bend Gooseneck Faucet – (1), (3), (6), (7), (8), (10) | 1,319.15      | 857.45        | 7.42            | 671254475083 |
| 3365179BT   | ETF-700-8-PLG-TEE-CP-2.2GPM-LAM-IR-BT-FCT   | Optima <sup>®</sup> Gooseneck Faucet – (1), (3), (6), (10)                         | 1,199.70      | 779.81        | 6.56            | 671254472501 |
| 3365187BT   | ETF-700-8-PLG-TEE-CP-2.2GPM-LAM-IR-S-BT-FCT | Optima <sup>®</sup> Surgical Bend Gooseneck Faucet – (1), (3), (6), (7), (10)      | 1,208.90      | 785.79        | 7.92            | 671254473850 |



ETF700 Hardwired  
EBF750 Battery



ETF700-S Hardwired with Surgical Bend Spout  
EBF750-S Battery with Surgical Bend Spout



ETF700-H Hardwired with Shower Spout  
EBF750-H Battery with Shower Spout

\*\*Contact Your Local Sloan Representative

(1) Bak Chek (2) Box Transformer "B" (3) Plug-In Transformer "P" (4) Less Transformer "LT" (5) 0.5 gpm/1.9 Lpm Multi-Lam Spray Head (6) 2.2 gpm/8.3 Lpm Lamina Spray Head (7) Surgical Bend Spout "S" (8) Shower Head Spray 2.2 gpm/8.3 Lpm "H" (9) 4" Trim Plate (10) 8" Trim Plate (11) Above Deck Mixing Valve – MIX-110-AA Trim Plate "ADM" (12) Below Deck Mixing Valve – MIX-60-A "BDM" (13) Below Deck Thermostatic Mixing Valve – MIX-135-A "BDT" (14) Integral Temperature Control Spout Mixer "ISM" (15) Drain Pop Up "DPU" (16) Optima i.q.<sup>®</sup>-cliq button "IC" (17) 1.5 gpm/5.7 Lpm Aerator (18) 2.2 gpm/8.3 Lpm Aerated Spray Head (19) Above Deck Thermostatic Mixing Valve – MIX-139 "ADT" (30) 0.35 gpm flow rate

Pricing subject to change without notice. For most current pricing, refer to online price sheets at [www.sloan.com](http://www.sloan.com)

| Code Number | Product Number | Description | List Price \$ | MAPP Price \$ | Est. Wt. (lbs.) | UPC Code |
|-------------|----------------|-------------|---------------|---------------|-----------------|----------|
|-------------|----------------|-------------|---------------|---------------|-----------------|----------|

**EBF-750-S Battery-Powered Sensor-Activated Deck Mount Surgical Bend Gooseneck Faucets**

Include chrome plated brass deck mount surgical bend gooseneck faucet, spray head or showerhead, sensor with splash-proof circuit control module with integral filtered solenoid valve, 4 "C" cell Alkaline batteries. Low Lead Compliant.

**Bluetooth enabled EBF 750 battery powered series sensor faucets**

|           |   |  |          |          |      |              |
|-----------|---|--|----------|----------|------|--------------|
| 3315315BT | EBF-750-4-BAT-BDM-CP-1.5GPM-LAM-IR-BT-FCT   | Optima Plus® Faucet – (9)                  | 1,268.20 | 824.33   | 6.61 | 671254473775 |
| 3315172BT | EBF-750-4-BAT-BDM-CP-1.5GPM-SHR-IR-BT-FCT   | Optima Plus® Faucet – (8), (9), (12)       | 1,331.85 | 865.70   | 7.22 | 671254473607 |
| 3315178BT | EBF-750-4-BAT-BDM-CP-1.5GPM-SHR-IR-S-BT-FCT | Optima Plus® Faucet – (7), (8), (9), (12)  | 1,340.50 | 871.33   | 7.35 | 671254473805 |
| 3315170BT | EBF-750-4-BAT-BDM-CP-2.2GPM-LAM-IR-BT-FCT   | Optima Plus® Faucet – (6), (9), (12)       | 1,268.20 | 824.33   | 6.40 | 671254473355 |
| 3315176BT | EBF-750-4-BAT-BDM-CP-2.2GPM-LAM-IR-S-BT-FCT | Optima Plus® Faucet – (6), (7), (9), (12)  | 1,268.20 | 824.33   | 6.57 | 671254472877 |
| 3315317BT | EBF-750-4-BAT-BDT-CP-1.5GPM-LAM-IR-BT-FCT   | Optima Plus® Faucet – (9)                  | 1,411.80 | 917.67   | 6.60 | 671254473720 |
| 3315187BT | EBF-750-4-BAT-BDT-CP-1.5GPM-SHR-IR-BT-FCT   | Optima Plus® Faucet – (8), (9), (13)       | 1,508.45 | 980.49   | 7.44 | 671254473577 |
| 3315191BT | EBF-750-4-BAT-BDT-CP-1.5GPM-SHR-IR-S-BT-FCT | Optima Plus® Faucet – (7), (8), (9), (13)  | 1,517.05 | 986.08   | 7.60 | 671254474598 |
| 3315185BT | EBF-750-4-BAT-BDT-CP-2.2GPM-LAM-IR-BT-FCT   | Optima Plus® Faucet – (6), (9), (13)       | 1,411.80 | 917.67   | 6.74 | 671254473256 |
| 3315189BT | EBF-750-4-BAT-BDT-CP-2.2GPM-LAM-IR-S-BT-FCT | Optima Plus® Faucet – (6), (7), (9), (13)  | 1,420.30 | 923.20   | 6.74 | 671254473782 |
| 3315327BT | EBF-750-4-BAT-TEE-CP-0.35GPM-MLM-IR-BT-FCT  | Optima Plus® Faucet – (30)                 | 1,206.00 | 783.90   | 5.90 | 671254474512 |
| 3315318BT | EBF-750-4-BAT-TEE-CP-1.0GPM-LAM-IR-BT-FCT   | Optima Plus® Faucet – (9)                  | 1,206.00 | 783.90   | 5.92 | 671254474529 |
| 3315314BT | EBF-750-4-BAT-TEE-CP-1.5GPM-LAM-IR-BT-FCT   | Optima Plus® Faucet – (9)                  | 1,206.00 | 783.90   | 5.12 | 671254473676 |
| 3315059BT | EBF-750-4-BAT-TEE-CP-1.5GPM-SHR-IR-BT-FCT   | Optima Plus® Faucet – (1), (8), (9)        | 1,225.90 | 796.84   | 6.62 | 671254472518 |
| 3315068BT | EBF-750-4-BAT-TEE-CP-1.5GPM-SHR-IR-S-BT-FCT | Optima Plus® Faucet – (1), (7), (8), (9)   | 1,225.90 | 796.84   | 7.06 | 671254472549 |
| 3315104BT | EBF-750-4-BAT-TEE-CP-2.2GPM-LAM-IR-BT-FCT   | Optima Plus® Faucet – (1), (6), (9)        | 1,206.00 | 783.90   | 5.92 | 671254472228 |
| 3315105BT | EBF-750-4-BAT-TEE-CP-2.2GPM-LAM-IR-S-BT-FCT | Optima Plus® Faucet – (1), (6), (7), (9)   | 1,206.00 | 783.90   | 5.25 | 671254472181 |
| 3315169BT | EBF-750-8-BAT-ADM-CP-1.5GPM-SHR-IR-BT-FCT   | Optima Plus® Faucet – (8), (10), (11)      | 1,784.50 | 1,159.93 | 8.96 | 671254474789 |
| 3315175BT | EBF-750-8-BAT-ADM-CP-1.5GPM-SHR-IR-S-BT-FCT | Optima Plus® Faucet – (7), (8), (10), (11) | 1,793.20 | 1,165.58 | 9.12 | 671254475014 |
| 3315168BT | EBF-750-8-BAT-ADM-CP-2.2GPM-LAM-IR-BT-FCT   | Optima Plus® Faucet – (6), (10), (11)      | 1,681.30 | 1,092.85 | 8.26 | 671254472792 |
| 3315174BT | EBF-750-8-BAT-ADM-CP-2.2GPM-LAM-IR-S-BT-FCT | Optima Plus® Faucet – (6), (7), (10), (11) | 1,690.20 | 1,098.63 | 8.43 | 671254472884 |
| 3315173BT | EBF-750-8-BAT-BDM-CP-1.5GPM-SHR-IR-BT-FCT   | Optima Plus® Faucet – (8), (10), (12)      | 1,402.60 | 911.69   | 7.58 | 671254474772 |
| 3315179BT | EBF-750-8-BAT-BDM-CP-1.5GPM-SHR-IR-S-BT-FCT | Optima Plus® Faucet – (7), (8), (10), (12) | 1,411.35 | 917.38   | 7.86 | 671254474581 |
| 3315171BT | EBF-750-8-BAT-BDM-CP-2.2GPM-LAM-IR-BT-FCT   | Optima Plus® Faucet – (6), (10), (12)      | 1,302.70 | 846.76   | 6.88 | 671254472846 |
| 3315177BT | EBF-750-8-BAT-BDM-CP-2.2GPM-LAM-IR-S-BT-FCT | Optima Plus® Faucet – (6), (7), (10), (12) | 1,311.30 | 852.35   | 7.05 | 671254474635 |
| 3315188BT | EBF-750-8-BAT-BDT-CP-1.5GPM-SHR-IR-BT-FCT   | Optima Plus® Faucet – (8), (10), (13)      | 1,577.35 | 1,025.28 | 7.89 | 671254473744 |
| 3315192BT | EBF-750-8-BAT-BDT-CP-1.5GPM-SHR-IR-S-BT-FCT | Optima Plus® Faucet – (7), (8), (10), (13) | 1,585.70 | 1,030.71 | 8.08 | 671254475021 |
| 3315186BT | EBF-750-8-BAT-BDT-CP-2.2GPM-LAM-IR-BT-FCT   | Optima Plus® Faucet – (6), (10), (13)      | 1,476.85 | 959.95   | 7.30 | 671254473683 |
| 3315190BT | EBF-750-8-BAT-BDT-CP-2.2GPM-LAM-IR-S-BT-FCT | Optima Plus® Faucet – (6), (7), (10), (13) | 1,485.65 | 965.67   | 7.25 | 671254473843 |
| 3315165BT | EBF-750-8-BAT-TEE-CP-1.5GPM-SHR-IR-BT-FCT   | Optima Plus® Faucet – (1), (8), (10)       | 1,356.25 | 881.56   | 7.10 | 671254474543 |
| 3315167BT | EBF-750-8-BAT-TEE-CP-1.5GPM-SHR-IR-S-BT-FCT | Optima Plus® Faucet – (1), (7), (8), (10)  | 1,364.95 | 887.22   | 7.26 | 671254474697 |
| 3315164BT | EBF-750-8-BAT-TEE-CP-2.2GPM-LAM-IR-BT-FCT   | Optima Plus® Faucet – (1), (6), (10)       | 1,256.10 | 816.47   | 6.40 | 671254472488 |
| 3315166BT | EBF-750-8-BAT-TEE-CP-2.2GPM-LAM-IR-S-BT-FCT | Optima Plus® Faucet – (1), (6), (7), (10)  | 1,264.40 | 821.86   | 6.90 | 671254473829 |

Faucets, Soap Dispensers & Sinks OLP

\*\*Contact Your Local Sloan Representative

(1) Bak Chek (2) Box Transformer "B" (3) Plug-In Transformer "P" (4) Less Transformer "LT" (5) 0.5 gpm/1.9 Lpm Multi-Lam Spray Head (6) 2.2 gpm/8.3 Lpm Lamina Spray Head (7) Surgical Bend Spout "S" (8) Shower Head Spray 2.2 gpm/8.3 Lpm "H" (9) 4" Trim Plate (10) 8" Trim Plate (11) Above Deck Mixing Valve – MIX-110-AA Trim Plate "ADM" (12) Below Deck Mixing Valve – MIX-60-A "BDM" (13) Below Deck Thermostatic Mixing Valve – MIX-135-A "BDT" (14) Integral Temperature Control Spout Mixer "ISM" (15) Drain Pop Up "DPU" (16) Optima i.q.®-cliq button "IC" (17) 1.5 gpm/5.7 Lpm Aerator (18) 2.2 gpm/8.3 Lpm Aerated Spray Head (19) Above Deck Thermostatic Mixing Valve – MIX-139 "ADT"

Pricing subject to change without notice. For most current pricing, refer to online price sheets at [www.sloan.com](http://www.sloan.com)

| Code Number | Product Number | Description | List Price \$ | MAPP Price \$ | Est. Wt. (lbs.) | UPC Code |
|-------------|----------------|-------------|---------------|---------------|-----------------|----------|
|-------------|----------------|-------------|---------------|---------------|-----------------|----------|

### SF 2100 Series Pedestal Style Chrome Plated Line Powered Sensor-Activated Faucets

Includes sensor assembly, range adjustment, adjustable time out, integral plastic mesh filter, 4" trim plate, 0.5 gpm maximum flow spray head, and Bak-Chek® and flex hose. Low Lead Compliant.

|         |                          |  |        |        |      |              |
|---------|--------------------------|--|--------|--------|------|--------------|
| 3362103 | SF-2100-4                | SF Series Sensor Faucet – (1), (5), (9)  | 563.40 | 338.04 | 5.65 | 671254313811 |
| 3362111 | SF-2100-4-BDM            | SF Series Sensor Faucet – (5), (9), (12) | 613.55 | 398.81 | 5.20 | 671254315440 |
| 3362176 | SF2100-4 CP FCT 0.35 GPM | SF Series Sensor Faucet – (30)           | 563.40 | 338.04 | 5.65 | 671254454125 |

### SF 2150 Series Pedestal Style Battery-Powered Electronic Faucet

Includes chrome plated, sensor assembly, range adjustment, adjustable time out, integral plastic mesh filter, 4" trim plate, 0.5 gpm maximum flow spray head, and Bak-Chek® and flex hose.

|         |                          |                                   |        |        |      |              |
|---------|--------------------------|-----------------------------------|--------|--------|------|--------------|
| 3362102 | SF-2150-4                | SF Series Faucet – (1), (5), (9)  | 531.15 | 318.69 | 5.51 | 671254313828 |
| 3362110 | SF-2150-4-BDM            | SF Series Faucet – (5), (9), (12) | 575.45 | 374.04 | 5.77 | 671254315433 |
| 3362170 | SF2150-4 CP FCT 0.35 GPM | SF Series Faucet – (30)           | 531.15 | 318.69 | 5.51 | 671254454071 |
| 3362177 | SF2150-4-BDM CP 0.35 GPM | SF Series Faucet – (30)           | 580.90 | 377.59 | 5.77 | 671254454132 |

### SF 2200 Series Gooseneck Style Chrome Plated Line Powered Sensor-Activated Faucets

Includes sensor assembly, range adjustment, adjustable time out, integral plastic mesh filter, 4" trim plate, 2.2 gpm laminar flow spray head, and Bak-Chek® and flex hose. Low Lead Compliant.

|         |  |  |        |        |      |              |
|---------|--|--|--------|--------|------|--------------|
| 3362109 | SF-2200-4                                | SF Series Sensor Faucet – (1), (6), (9)  | 544.65 | 326.79 | 5.40 | 671254315426 |
| 3362113 | SF-2200-4-BDM                            | SF Series Sensor Faucet – (6), (9), (12) | 594.35 | 386.33 | 5.60 | 671254315464 |
| 3362149 | SF2200-4 CP G'NECK 4" HW OPER. 1.0 GPM   | SF Series Faucet – (9)                   | 545.25 | 327.15 | 4.82 | 671254438903 |
| 3362152 | SF2200-4-BDM CP FCT GNECK 1.0 GPM HW BB  | SF Series Faucet – (9) (12)              | 594.35 | 386.33 | 4.82 | 671254438910 |
| 3362147 | SF2200-4-BDM FCT GNECK 4"HW BAT 1.5GPM   | SF Series Faucet – (9) (12)              | 594.35 | 386.33 | 5.40 | 671254433748 |
| 3362146 | SF2200-4-CP FCT G'NECK 4" HW BAT 1.5 GPM | SF Series Faucet – (9)                   | 545.25 | 327.15 | 5.40 | 671254433731 |
| 3362153 | SF2200-4 CP FCT GNECK 0.5 GPM HW BB      | SF Series Faucet – (9)                   | 545.25 | 354.41 | 4.82 | 671254443839 |
| 3362175 | SF2200-4 CP G'NECK 0.35 GPM              | SF Series Faucet – (30)                  | 545.25 | 327.15 | 4.82 | 671254454002 |

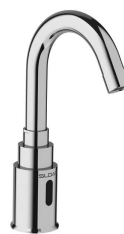
### SF Series 2250 Gooseneck Style Battery-Powered Electronic Faucets

Includes chrome plated, sensor assembly, range adjustment, adjustable time out, integral plastic mesh filter, 4" trim plate, 2.2 gpm laminar flow spray head and Bak-Chek® and flex hose. Low Lead Compliant.

|         |  |                                   |        |        |      |              |
|---------|--|-----------------------------------|--------|--------|------|--------------|
| 3362104 | SF-2250-4                                | SF Series Faucet – (1), (6), (9)  | 512.15 | 307.29 | 4.82 | 671254313842 |
| 3362173 | SF2250-4 CP G'NECK 0.35 GPM              | SF Series Faucet – (30)           | 517.00 | 310.20 | 4.82 | 671254453982 |
| 3362180 | SF2250-4-BDM CP G'NECK 0.35 GPM          | SF Series Faucet – (30)           | 561.60 | 365.04 | 4.82 | 671254453999 |
| 3362112 | SF-2250-4-BDM                            | SF Series Faucet – (6), (9), (12) | 561.60 | 365.04 | 5.05 | 671254315457 |
| 3362144 | SF2250-4 CP FCT G'NECK 4" BATT 0.5GPM    | SF Series Faucet – (9)            | 512.15 | 332.90 | 4.78 | 671254397590 |
| 3362145 | SF2250-4 CP G'NECK 4" BATT OPER 1.5 GPM  | SF Series Faucet – (9)            | 517.00 | 310.20 | 4.82 | 671254433656 |
| 3362150 | SF2250-4 CP G'NECK 4" BATT OPER. 1.0 GPM | SF Series Faucet – (9)            | 517.00 | 336.05 | 4.82 | 671254437531 |
| 3362151 | SF2250-4-BDM CP FCT GNECK 1.0 GPM BAT    | SF Series Faucet – (9) (12)       | 561.60 | 365.04 | 4.82 | 671254438927 |
| 3362148 | SF2250-4-BDM FCT G'NECK 4" BAT 1.5GPM    | SF Series Faucet – (9) (12)       | 561.60 | 365.04 | 5.05 | 671254433755 |



SF2100 Hardwired  
SF2150 Battery



SF2200 Hardwired  
SF2250 Battery

\*\*Contact Your Local Sloan Representative

(1) Bak Chek (2) Box Transformer "B" (3) Plug-In Transformer "P" (4) Less Transformer "LT" (5) 0.5 gpm/1.9 Lpm Multi-Lam Spray Head (6) 2.2 gpm/8.3 Lpm Laminar Spray Head (7) Surgical Bend Spout "S" (8) Shower Head Spray 2.2 gpm/8.3 Lpm "H" (9) 4" Trim Plate (10) 8" Trim Plate (11) Above Deck Mixing Valve – MIX-110-AA Trim Plate "ADM" (12) Below Deck Mixing Valve – MIX-60-A "BDM" (13) Below Deck Thermostatic Mixing Valve – MIX-135-A "BDT" (14) Integral Temperature Control Spout Mixer "ISM" (15) Drain Pop Up "DPU" (16) Optima i.q.®-cliq button "IC" (17) 1.5 gpm/5.7 Lpm Aerator (18) 2.2 gpm/8.3 Lpm Aerated Spray Head (19) Above Deck Thermostatic Mixing Valve – MIX-139 "ADT"

Pricing subject to change without notice. For most current pricing, refer to online price sheets at [www.sloan.com](http://www.sloan.com)

| Code Number | Product Number | Description | List Price \$ | MAPP Price \$ | Est. Wt. (lbs.) | UPC Code |
|-------------|----------------|-------------|---------------|---------------|-----------------|----------|
|-------------|----------------|-------------|---------------|---------------|-----------------|----------|

**SF 2300 Series 4" Centerset Chrome Plated Line Powered Sensor-Activated Faucets**

Includes sensor assembly, range adjustment, adjustable time out, integral plastic mesh filter, 0.5 gpm maximum flow spray head, and Bak-Chek® and flex hose. Low Lead Compliant.

|         |                    |                                     |        |        |      |              |
|---------|--------------------|-------------------------------------|--------|--------|------|--------------|
| 3362116 | SF-2300            | SF Series Sensor Faucet – (1), (5)  | 547.35 | 328.41 | 5.75 | 671254322974 |
| 3362115 | SF-2300-BDM        | SF Series Sensor Faucet – (5), (12) | 591.80 | 384.67 | 6.05 | 671254322981 |
| 3362179 | SF2300 CP 0.35 GPM | SF Series Sensor Faucet – (30)      | 548.70 | 329.22 | 5.75 | 671254454156 |

**SF 2350 Series 4" Centerset Battery-Powered Electronic Faucets**

Includes chrome plated, integral spout, sensor assembly, range adjustment, adjustable time out, integral plastic mesh filter, 0.5 gpm maximum flow spray head, and Bak-Chek® and flex hose. Low Lead Compliant.

|         |                        |                              |        |        |      |              |
|---------|------------------------|------------------------------|--------|--------|------|--------------|
| 3362119 | SF-2350                | SF Series Faucet – (1), (5)  | 516.00 | 309.60 | 6.00 | 671254323070 |
| 3362118 | SF-2350-BDM            | SF Series Faucet – (5), (12) | 563.40 | 366.21 | 6.53 | 671254323063 |
| 3362171 | SF2350 CP FCT 0.35 GPM | SF Series Faucet – (30)      | 516.00 | 309.60 | 5.56 | 671254454095 |
| 3362174 | SF2350-BDM CP 0.35 GPM | SF Series Faucet – (30)      | 563.40 | 366.21 | 5.77 | 671254454118 |

**SF 2400 Series Pedestal Style Chrome Plated Line Powered Sensor-Activated Faucets**

Includes sensor assembly, range adjustment, adjustable time out, integral plastic mesh filter, 4" trim plate, 0.5 gpm maximum flow spray head, and Bak-Chek® and flex hose. Low Lead Compliant.

|         |                               |   |        |        |      |              |
|---------|-------------------------------|---|--------|--------|------|--------------|
| 3362130 | SF-2400-4                     | SF Series Faucet - (1), (3), (5), (9)       | 547.35 | 328.41 | 6.40 | 671254350632 |
| 3362133 | SF-2400-4-BDM                 | SF Series Faucet - (1), (3), (5), (9), (12) | 613.55 | 398.81 | 6.66 | 671254354784 |
| 3362178 | SF-2400-4-PLG CP 0.35 GPM FCT | SF Series Faucet - (1), (3), (9)            | 563.40 | 338.04 | 6.40 | 671254454149 |

**SF 2450 Series Pedestal Style Battery-Powered Electronic Faucet**

Includes chrome plated, integral spout, sensor assembly, range adjustment, adjustable time out, integral plastic mesh filter, 0.5 gpm maximum flow spray head, and Bak-Chek® and flex hose. Low Lead Compliant.

|         |                      |                                   |        |        |      |              |
|---------|----------------------|-----------------------------------|--------|--------|------|--------------|
| 3362124 | SF-2450-4            | SF Series Faucet – (1), (5), (9)  | 531.15 | 318.69 | 5.81 | 671254349001 |
| 3362127 | SF-2450-4-BDM        | SF Series Faucet – (5), (9), (12) | 575.45 | 374.04 | 5.50 | 671254375451 |
| 3362172 | SF2450-4 CP 0.35 GPM | SF Series Faucet – (30)           | 531.15 | 318.69 | 5.81 | 671254454101 |



SF2300 Hardwired  
SF2350 Battery



SF2400 Hardwired  
SF2450 Battery

\*\*Contact Your Local Sloan Representative

(1) Bak Chek (2) Box Transformer "B" (3) Plug-In Transformer "P" (4) Less Transformer "LT" (5) 0.5 gpm/1.9 Lpm Multi-Lam Spray Head (6) 2.2 gpm/8.3 Lpm Laminar Spray Head (7) Surgical Bend Spout "S" (8) Shower Head Spray 2.2 gpm/8.3 Lpm "H" (9) 4" Trim Plate (10) 8" Trim Plate (11) Above Deck Mixing Valve – MIX-110-AA Trim Plate "ADM" (12) Below Deck Mixing Valve – MIX-60-A "BDM" (13) Below Deck Thermostatic Mixing Valve – MIX-135-A "BDT" (14) Integral Temperature Control Spout Mixer "ISM" (15) Drain Pop Up "DPU" (16) Optima i.q.®-cliq button "IC" (17) 1.5 gpm/5.7 Lpm Aerator (18) 2.2 gpm/8.3 Lpm Aerated Spray Head (19) Above Deck Thermostatic Mixing Valve – MIX-139 "ADT"

| Code Number   | Product Number                      | Description                   | List Price \$ | MAPP Price \$ | Est. Wt. (lbs.) | UPC Code    |
|---|-------------------------------------|-------------------------------|---------------|---------------|-----------------|-------------|
| <b>SF 2800 Series Wall Mounted Style Hardwired-Powered Electronic Faucets</b> |                                     |                               |               |               |                 |             |
| 33621017  | SF2800-PLG-BDM-CP-0.35GPM-MLM-FCT   | SF Series Faucet - (12), (30) | 687.18        | 446.67        | 4.78            | 67125456226 |
| 33621019  | SF2800-PLG-BDM-CP-0.5GPM-MLM-FCT    | SF Series Faucet - (5), (12)  | 687.18        | 446.67        | 4.78            | 67125456228 |
| 33621016  | SF2800-PLG-CP-0.35GPM-MLM-FCT       | SF Series Faucet - (30)       | 613.03        | 398.47        | 4.26            | 67125456225 |
| 33621018  | SF2800-PLG-CP-0.5GPM-MLM-FCT        | SF Series Faucet - (5)        | 613.03        | 398.47        | 4.26            | 67125456227 |
| <b>SF 2850 Series Wall Mounted Style Battery-Powered Electronic Faucets</b>   |                                     |                               |               |               |                 |             |
| 33621013  | SF2850-BAT-BDM-CP-0.35GPM-MLM-FCT   | SF Series Faucet - (12), (30) | 644.50        | 418.93        | 4.78            | 67125456223 |
| 33621015  | SF2850-BAT-BDM-CP-0.5GPM-MLM-FCT    | SF Series Faucet - (5), (12)  | 644.50        | 418.93        | 4.78            | 67125456224 |
| 33621012  | SF2850-BAT-CP-0.35GPM-MLM-FCT       | SF Series Faucet - (30)       | 594.89        | 386.68        | 4.26            | 67125456222 |
| 33621014  | SF2850-BAT-CP-0.5GPM-MLM-FCT        | SF Series Faucet - (5)        | 594.89        | 386.68        | 4.26            | 67125455701 |
| <b>SF 2900 Series Deck Mounted Style Hardwired-Powered Electronic Faucets</b> |                                     |                               |               |               |                 |             |
| 33621008  | SF2900-4-PLG-BDM-CP-0.35-MLM-FCT    | SF Series Faucet - (12), (30) | 613.55        | 398.81        | 5.48            | 67125456237 |
| 33621011  | SF2900-4-PLG-BDM-CP-0.5-MLM-FCT     | SF Series Faucet - (5), (12)  | 613.55        | 398.81        | 5.48            | 67125456239 |
| 33621007  | SF2900-4-PLG-CP-0.35GPM-MLM-FCT     | SF Series Faucet - (30)       | 547.35        | 355.78        | 4.96            | 67125456236 |
| 33621009  | SF2900-4-PLG-CP-0.5GPM-MLM-FCT      | SF Series Faucet - (5)        | 547.35        | 355.78        | 4.96            | 67125456238 |
| <b>SF 2950 Series Deck Mounted Style Battery-Powered Electronic Faucets.</b>  |                                     |                               |               |               |                 |             |
| 33621004  | SF2950-4-BAT-BDM-CP-0.35GPM-MLM-FCT | SF Series Faucet - (12), (30) | 575.45        | 374.04        | 5.48            | 67125456234 |
| 33621006  | SF2950-4-BAT-BDM-CP-0.5GPM-MLM-FCT  | SF Series Faucet - (5), (12)  | 575.45        | 374.04        | 5.48            | 67125456235 |
| 33621003  | SF2950-BAT-CP-0.35GPM-MLM-FCT       | SF Series Faucet - (30)       | 531.15        | 345.25        | 4.96            | 67125456233 |
| 33621005  | SF2950-BAT-CP-0.5GPM-MLM-FCT        | SF Series Faucet - (5)        | 531.15        | 345.25        | 4.96            | 67125455702 |



| Code Number | Product Number | Description | List Price \$ | MAPP Price \$ | Est. Wt. (lbs.) | UPC Code |
|-------------|----------------|-------------|---------------|---------------|-----------------|----------|
|-------------|----------------|-------------|---------------|---------------|-----------------|----------|

**ETF-600 – 4” Centerset Sensor-Activated Hand Washing Faucets**

Includes chrome plated brass lavatory faucet, flow control spray head, in-spout sensor with splash-proof circuit control module. 24 VAC transformer (specify plug-in or box mount hardware), 24 VAC solenoid valve with integral “Y” filter. Low Lead Compliant.

**Bluetooth enabled ETF 600 hardwired series sensor faucets**

|           |   |  |          |        |      |              |
|-----------|---|--|----------|--------|------|--------------|
| 3365328BT | ETF-600-8-BOX-BDM-CP-0.5GPM-MLM-IR-BT-FCT | Optima® Hand Washing Faucet – (2), (5), (10), (12) | 1,168.40 | 759.46 | 9.14 | 671254474277 |
| 3365263BT | ETF-600-8-BOX-BDT-CP-0.5GPM-MLM-IR-BT-FCT | Optima® Hand Washing Faucet – (2), (5), (10), (13) | 1,361.60 | 885.04 | 9.48 | 671254473461 |
| 3365333BT | ETF-600-8-BOX-TEE-CP-0.5GPM-MLM-IR-BT-FCT | Optima® Hand Washing Faucet – (1), (2), (5)        | 1,110.50 | 721.83 | 8.66 | 671254472426 |
| 3365327BT | ETF-600-8-PLG-BDM-CP-0.5GPM-MLM-IR-BT-FCT | Optima® Hand Washing Faucet – (3), (5), (10), (12) | 1,139.25 | 740.51 | 7.20 | 671254474284 |
| 3365250BT | ETF-600-8-PLG-BDT-CP-0.5GPM-MLM-IR-BT-FCT | Optima® Hand Washing Faucet – (3), (5), (10), (13) | 1,358.80 | 883.22 | 7.54 | 671254473454 |
| 3365332BT | ETF-600-8-PLG-TEE-CP-0.5GPM-MLM-IR-BT-FCT | Optima® Hand Washing Faucet – (1), (3), (5)        | 1,081.30 | 702.85 | 6.72 | 671254472419 |
| 3365325BT | ETF-600-BOX-BDM-CP-0.5GPM-MLM-IR-BT-FCT   | Optima® Hand Washing Faucet – (2), (5), (12)       | 1,048.40 | 681.46 | 8.60 | 671254473386 |
| 3365248BT | ETF-600-BOX-BDT-CP-0.5GPM-MLM-IR-BT-FCT   | Optima® Hand Washing Faucet – (2), (5), (13)       | 1,270.60 | 825.89 | 8.94 | 671254473201 |
| 3365779BT | ETF-600-BOX-TEE-CP-0.35GPM-MLM-IR-BT-FCT  | Optima® Hand Washing Faucet – (30)                 | 994.05   | 646.13 | 8.11 | 671254474291 |
| 3365331BT | ETF-600-BOX-TEE-CP-0.5GPM-MLM-IR-BT-FCT   | Optima® Hand Washing Faucet – (1), (2), (5)        | 984.55   | 639.96 | 6.00 | 671254468436 |
| 3365324BT | ETF-600-PLG-BDM-CP-0.5GPM-MLM-IR-BT-FCT   | Optima® Hand Washing Faucet – (3), (5), (12)       | 1,019.15 | 662.45 | 6.66 | 671254473164 |
| 3365247BT | ETF-600-PLG-BDT-CP-0.5GPM-MLM-IR-BT-FCT   | Optima® Hand Washing Faucet – (3), (5), (13)       | 1,242.25 | 807.46 | 7.00 | 671254473188 |
| 3365773BT | ETF-600-PLG-TEE-CP-0.35GPM-MLM-IR-BT-FCT  | Optima® Hand Washing Faucet – (30)                 | 964.75   | 627.09 | 6.17 | 671254474307 |
| 3365330BT | ETF-600-PLG-TEE-CP-0.5GPM-MLM-IR-BT-FCT   | Optima® Hand Washing Faucet – (1), (3), (5)        | 1,090.85 | 709.05 | 6.26 | 671254468429 |

**EBF-650 Battery-Powered 4” Centerset Sensor-Activated Hand Washing Faucets**

Includes chrome plated brass 4” centerset lavatory faucet, flow control spray head, water-tight control module with integral filtered solenoid valve, 4 “AA” Alkaline batteries. Low Lead Compliant.

**Bluetooth enabled EBF 650 battery powered series sensor faucets**

|           |   |                                       |          |        |      |              |
|-----------|---|---------------------------------------|----------|--------|------|--------------|
| 3315138BT | EBF-650-8-BAT-BDM-CP-0.5GPM-MLM-IR-BT-FCT | Optima Plus® Faucet – (5), (10), (12) | 1,187.00 | 771.55 | 7.04 | 671254468504 |
| 3315184BT | EBF-650-8-BAT-BDT-CP-0.5GPM-MLM-IR-BT-FCT | Optima Plus® Faucet – (5), (10), (13) | 1,384.80 | 900.12 | 7.38 | 671254472730 |
| 3315139BT | EBF-650-8-BAT-TEE-CP-0.5GPM-MLM-IR-BT-FCT | Optima Plus® Faucet – (1), (5), (10)  | 1,137.10 | 739.12 | 6.56 | 671254472273 |
| 3315326BT | EBF-650-BAT-BDM-CP-0.35GPM-MLM-IR-BT-FCT  | Optima Plus® Faucet – (30)            | 1,076.60 | 699.79 | 6.49 | 671254474314 |
| 3315137BT | EBF-650-BAT-BDM-CP-0.5GPM-MLM-IR-BT-FCT   | Optima Plus® Faucet – (5), (12)       | 1,087.20 | 706.68 | 6.50 | 671254468498 |
| 3315330BT | EBF-650-BAT-BDT-CP-0.35GPM-MLM-IR-BT-FCT  | Optima Plus® Faucet – (30)            | 1,277.60 | 830.44 | 6.49 | 671254474321 |
| 3315183BT | EBF-650-BAT-BDT-CP-0.5GPM-MLM-IR-BT-FCT   | Optima Plus® Faucet – (5), (13)       | 1,290.20 | 838.63 | 6.80 | 671254468535 |
| 3315322BT | EBF-650-BAT-TEE-CP-0.35GPM-MLM-IR-BT-FCT  | Optima Plus® Faucet – (30)            | 1,026.55 | 667.26 | 6.01 | 671254474345 |
| 3315025BT | EBF-650-BAT-TEE-CP-0.5GPM-MLM-IR-BT-FCT   | Optima Plus® Faucet – (1), (5)        | 1,036.65 | 673.82 | 5.81 | 671254468481 |



ETF600 Hardwired  
EBF650 Battery

| Code Number | Product Number | Description | List Price \$ | MAPP Price \$ | Est. Wt. (lbs.) | UPC Code |
|-------------|----------------|-------------|---------------|---------------|-----------------|----------|
|-------------|----------------|-------------|---------------|---------------|-----------------|----------|

**ETF-610 Sensor-Activated Hand Washing Faucets**

Includes chrome plated brass pedestal lavatory faucet, flow control spray head, In-Spout sensor with splash-proof circuit control module, 24 VAC transformer (specify plug-in or box mount hardware), 24 VAC solenoid valve with integral "Y" filter. Low Lead Compliant.

**Bluetooth enabled ETF 610 hardwired series sensor faucets**

|           |  |  |          |        |       |              |
|-----------|--|--|----------|--------|-------|--------------|
| 3365169BT | ETF-610-4-BOX-BDM-CP-0.5GPM-MLM-IR-BT-FCT  | Optima® Hand Washing Faucet – (2), (5), (9), (11)  | 1,027.65 | 667.97 | 8.33  | 671254472723 |
| 3365267BT | ETF-610-4-BOX-BDT-CP-0.5GPM-MLM-IR-BT-FCT  | Optima® Hand Washing Faucet – (2), (5), (9), (13)  | 1,198.00 | 778.70 | 8.67  | 671254473430 |
| 3365164BT | ETF-610-4-BOX-TEE-CP-0.5GPM-MLM-IR-BT-FCT  | Optima® Hand Washing Faucet – (1), (2), (5), (9)   | 968.30   | 629.40 | 7.85  | 671254472396 |
| 3365168BT | ETF-610-4-PLG-BDM-CP-0.5GPM-MLM-IR-BT-FCT  | Optima® Hand Washing Faucet – (3), (5), (9), (11)  | 1,000.65 | 650.42 | 6.38  | 671254473096 |
| 3365266BT | ETF-610-4-PLG-BDT-CP-0.5GPM-MLM-IR-BT-FCT  | Optima® Hand Washing Faucet – (3), (5), (9), (13)  | 1,198.00 | 778.70 | 6.72  | 671254473119 |
| 3365775BT | ETF-610-4-PLG-TEE-CP-0.35GPM-MLM-IR-BT-FCT | Optima® Hand Washing Faucet – (30)                 | 950.70   | 617.96 | 5.90  | 671254474246 |
| 3365163BT | ETF-610-4-PLG-TEE-CP-0.5GPM-MLM-IR-BT-FCT  | Optima® Hand Washing Faucet – (1), (3), (5), (9)   | 1,014.95 | 659.72 | 5.73  | 671254468443 |
| 3365175BT | ETF-610-8-BOX-ADM-CP-0.5GPM-MLM-IR-BT-FCT  | Optima® Hand Washing Faucet – (2), (5), (10), (11) | 1,309.95 | 851.47 | 10.16 | 671254474154 |
| 3365172BT | ETF-610-8-BOX-BDM-CP-0.5GPM-MLM-IR-BT-FCT  | Optima® Hand Washing Faucet – (2), (5), (10), (12) | 1,095.05 | 711.78 | 8.78  | 671254474192 |
| 3365270BT | ETF-610-8-BOX-BDT-CP-0.5GPM-MLM-IR-BT-FCT  | Optima® Hand Washing Faucet – (2), (5), (10), (13) | 1,220.85 | 793.55 | 9.12  | 671254473379 |
| 3365166BT | ETF-610-8-BOX-TEE-CP-0.5GPM-MLM-IR-BT-FCT  | Optima® Hand Washing Faucet – (1), (2), (5), (10)  | 1,029.05 | 668.88 | 8.30  | 671254474147 |
| 3365174BT | ETF-610-8-PLG-ADM-CP-0.5GPM-MLM-IR-BT-FCT  | Optima® Hand Washing Faucet – (3), (5), (10), (11) | 1,285.25 | 835.41 | 8.21  | 671254474239 |
| 3365171BT | ETF-610-8-PLG-BDM-CP-0.5GPM-MLM-IR-BT-FCT  | Optima® Hand Washing Faucet – (3), (5), (10), (12) | 1,079.05 | 701.38 | 6.83  | 671254474208 |
| 3365269BT | ETF-610-8-PLG-BDT-CP-0.5GPM-MLM-IR-BT-FCT  | Optima® Hand Washing Faucet – (3), (5), (10), (13) | 1,220.85 | 793.55 | 7.17  | 671254474215 |
| 3365165BT | ETF-610-8-PLG-TEE-CP-0.5GPM-MLM-IR-BT-FCT  | Optima® Hand Washing Faucet – (1), (3), (5), (10)  | 1,037.85 | 674.60 | 6.35  | 671254472402 |

**EBF-615 Battery-Powered Deck-Mounted Sensor-Activated Hand Washing Faucets**

Includes chrome plated brass pedestal lavatory faucet, flow control spray head, in-spout sensor, water-tight circuit control module with integral filtered solenoid valve, 4 "AA" Alkaline batteries. Low Lead Compliant.

**Bluetooth enabled EBF 615 battery powered series sensor faucets**

|           |  |                                       |          |        |      |              |
|-----------|--|---------------------------------------|----------|--------|------|--------------|
| 3315331BT | EBF-615-4-BAT-BDM-CP-0.35GPM-MLM-IR-BT-FCT | Optima Plus® Faucet – (30)            | 1,015.00 | 659.75 | 6.22 | 671254474253 |
| 3315154BT | EBF-615-4-BAT-BDM-CP-0.5GPM-MLM-IR-BT-FCT  | Optima Plus® Faucet – (5), (9), (12)  | 1,007.65 | 654.97 | 6.14 | 671254468467 |
| 3315181BT | EBF-615-4-BAT-BDT-CP-0.5GPM-MLM-IR-BT-FCT  | Optima Plus® Faucet – (5), (9), (13)  | 1,157.05 | 752.08 | 5.80 | 671254473089 |
| 3315324BT | EBF-615-4-BAT-TEE-CP-0.35GPM-MLM-IR-BT-FCT | Optima Plus® Faucet – (30)            | 953.90   | 620.04 | 5.74 | 671254474260 |
| 3315114BT | EBF-615-4-BAT-TEE-CP-0.5GPM-MLM-IR-BT-FCT  | Optima Plus® Faucet – (1), (5), (9)   | 944.75   | 614.09 | 5.84 | 671254468450 |
| 3315155BT | EBF-615-8-BAT-BDM-CP-0.5GPM-MLM-IR-BT-FCT  | Optima Plus® Faucet – (5), (10), (12) | 1,046.10 | 679.97 | 6.67 | 671254473140 |
| 3315182BT | EBF-615-8-BAT-BDT-CP-0.5GPM-MLM-IR-BT-FCT  | Optima Plus® Faucet – (5), (10), (13) | 1,213.15 | 788.55 | 7.01 | 671254473409 |
| 3315152BT | EBF-615-8-BAT-TEE-CP-0.5GPM-MLM-IR-BT-FCT  | Optima Plus® Faucet – (1), (5), (10)  | 996.05   | 647.43 | 6.19 | 671254472334 |



ETF610 Hardwired  
EBF615 Battery

\*\*Contact Your Local Sloan Representative

(1) Bak Chek (2) Box Transformer "B" (3) Plug-In Transformer "P" (4) Less Transformer "LT" (5) 0.5 gpm/1.9 Lpm Multi-Lam Spray Head (6) 2.2 gpm/8.3 Lpm Laminar Spray Head (7) Surgical Bend Spout "S" (8) Shower Head Spray 2.2 gpm/8.3 Lpm "H" (9) 4" Trim Plate (10) 8" Trim Plate (11) Above Deck Mixing Valve – MIX-110-AA Trim Plate "ADM" (12) Below Deck Mixing Valve – MIX-60-A "BDM" (13) Below Deck Thermostatic Mixing Valve – MIX-135-A "BDT" (14) Integral Temperature Control Spout Mixer "ISM" (15) Drain Pop Up "DPU" (16) Optima i.q.®-cliq button "IC" (17) 1.5 gpm/5.7 Lpm Aerator (18) 2.2 gpm/8.3 Lpm Aerated Spray Head (19) Above Deck Thermostatic Mixing Valve – MIX-139 "ADT"

Pricing subject to change without notice. For most current pricing, refer to online price sheets at [www.sloan.com](http://www.sloan.com)

| Code Number | Product Number | Description | List Price \$ | MAPP Price \$ | Est. Wt. (lbs.) | UPC Code |
|-------------|----------------|-------------|---------------|---------------|-----------------|----------|
|-------------|----------------|-------------|---------------|---------------|-----------------|----------|

**ETF-660 On-Q® Sensor-Activated Hand Washing Faucets**

Includes chrome plated brass lavatory faucet, flow control spray head, On-Q® sensor with splash-proof circuit control module, 24 VAC transformer (specify plug-in or box mount hardware), 24 VAC solenoid valve with integral “Y” filter. Low Lead Compliant.

**Bluetooth enabled ETF 660 hardwired series sensor faucets**

|           |   |  |          |        |       |              |
|-----------|---|--|----------|--------|-------|--------------|
| 3365389BT | ETF-660-4-BOX-ADM-CP-0.5GPM-MLM-IR-BT-FCT | Optima® On-Q® Hand Washing Faucet – (2), (5), (9), (11)  | 1,323.25 | 860.11 | 9.93  | 671254472747 |
| 3365406BT | ETF-660-4-BOX-BDM-CP-0.5GPM-MLM-IR-BT-FCT | Optima® On-Q® Hand Washing Faucet – (2), (5), (9), (12)  | 1,095.40 | 712.01 | 8.37  | 671254474352 |
| 3365273BT | ETF-660-4-BOX-BDT-CP-0.5GPM-MLM-IR-BT-FCT | Optima® On-Q® Hand Washing Faucet – (2), (5), (9), (13)  | 1,269.90 | 825.44 | 8.71  | 671254473485 |
| 3365424BT | ETF-660-4-BOX-TEE-CP-0.5GPM-MLM-IR-BT-FCT | Optima® On-Q® Hand Washing Faucet – (1), (2), (9)        | 1,041.10 | 676.72 | 7.89  | 671254472433 |
| 3365385BT | ETF-660-4-PLG-ADM-CP-0.5GPM-MLM-IR-BT-FCT | Optima® On-Q® Hand Washing Faucet – (3), (5), (9), (11)  | 1,317.25 | 856.21 | 7.97  | 671254473492 |
| 3365272BT | ETF-660-4-PLG-BDT-CP-0.5GPM-MLM-IR-BT-FCT | Optima® On-Q® Hand Washing Faucet – (3), (5), (9), (13)  | 1,269.90 | 825.44 | 6.77  | 671254474376 |
| 3365423BT | ETF-660-4-PLG-TEE-CP-0.5GPM-MLM-IR-BT-FCT | Optima® On-Q® Hand Washing Faucet – (1), (3), (9)        | 1,011.85 | 657.70 | 5.95  | 671254472266 |
| 3365403BT | ETF-660-8-BOX-ADM-CP-0.5GPM-MLM-IR-BT-FCT | Optima® On-Q® Hand Washing Faucet – (2), (5), (10), (11) | 1,349.85 | 877.40 | 10.08 | 671254474420 |
| 3365409BT | ETF-660-8-BOX-BDM-CP-0.5GPM-MLM-IR-BT-FCT | Optima® On-Q® Hand Washing Faucet – (2), (5), (10), (12) | 1,149.60 | 747.24 | 8.68  | 671254474406 |
| 3365276BT | ETF-660-8-BOX-BDT-CP-0.5GPM-MLM-IR-BT-FCT | Optima® On-Q® Hand Washing Faucet – (2), (5), (10), (13) | 1,293.65 | 840.87 | 9.02  | 671254474413 |
| 3365426BT | ETF-660-8-BOX-TEE-CP-0.5GPM-MLM-IR-BT-FCT | Optima® On-Q® Hand Washing Faucet – (1), (2), (10)       | 1,095.10 | 711.82 | 8.20  | 671254474369 |
| 3365397BT | ETF-660-8-PLG-ADM-CP-0.5GPM-MLM-IR-BT-FCT | Optima® On-Q® Hand Washing Faucet – (3), (5), (10), (11) | 1,340.95 | 871.62 | 8.14  | 671254474444 |
| 3365408BT | ETF-660-8-PLG-BDM-CP-0.5GPM-MLM-IR-BT-FCT | Optima® On-Q® Hand Washing Faucet – (3), (5), (10), (12) | 1,120.50 | 728.33 | 6.74  | 671254474383 |
| 3365275BT | ETF-660-8-PLG-BDT-CP-0.5GPM-MLM-IR-BT-FCT | Optima® On-Q® Hand Washing Faucet – (3), (5), (10), (13) | 1,293.65 | 840.87 | 7.08  | 671254474437 |
| 3365425BT | ETF-660-8-PLG-TEE-CP-0.5GPM-MLM-IR-BT-FCT | Optima® On-Q® Hand Washing Faucet – (1), (3), (10)       | 1,065.85 | 692.80 | 6.26  | 671254474390 |

Faucets, Soap Dispensers & Sinks  
OLP



ETF660 Hardwired with side sensor

\*\*Contact Your Local Sloan Representative

(1) Bak Chek (2) Box Transformer “B” (3) Plug-In Transformer “P” (4) Less Transformer “LT” (5) 0.5 gpm/1.9 Lpm Multi-Lam Spray Head (6) 2.2 gpm/8.3 Lpm Laminar Spray Head (7) Surgical Bend Spout “S” (8) Shower Head Spray 2.2 gpm/8.3 Lpm “H” (9) 4” Trim Plate (10) 8” Trim Plate (11) Above Deck Mixing Valve – MIX-110-AA Trim Plate “ADM” (12) Below Deck Mixing Valve – MIX-60-A “BDM” (13) Below Deck Thermostatic Mixing Valve – MIX-135-A “BDT” (14) Integral Temperature Control Spout Mixer “ISM” (15) Drain Pop Up “DPU” (16) Optima i.q.®-cliq button “IC” (17) 1.5 gpm/5.7 Lpm Aerator (18) 2.2 gpm/8.3 Lpm Aerated Spray Head (19) Above Deck Thermostatic Mixing Valve – MIX-139 “ADT” (30) 0.35 gpm flow rate

Pricing subject to change without notice. For most current pricing, refer to online price sheets at [www.sloan.com](http://www.sloan.com)

| Code Number | Product Number | Description | List Price | MAPP Price | Est. Wt. (lbs.) | UPC Code |
|-------------|----------------|-------------|------------|------------|-----------------|----------|
|-------------|----------------|-------------|------------|------------|-----------------|----------|

**ETF-770 On-Q® Sensor-Activated Deck Mount Gooseneck Faucets**

Includes chrome plated brass deck mount gooseneck faucet, spray head, On-Q® sensor with splash-proof circuit control module, 24 VAC transformer (specify plug-in or box mount hardwire), 24 VAC solenoid valve with integral "Y" filter. Low Lead Compliant.

**Bluetooth enabled ETF 770 hardwired series sensor faucets**

|           |  |   |          |        |       |              |
|-----------|--|---|----------|--------|-------|--------------|
| 3365412BT | ETF-770-4-BOX-ADM-CP-2.2GPM-LAM-IR-BT-FCT  | Optima® On-Q® Gooseneck Faucet – (2), (6), (9), (11)  | 1,269.65 | 825.27 | 10.37 | 671254473522 |
| 3365418BT | ETF-770-4-BOX-BDM-CP-2.2GPM-LAM-IR-BT-FCT  | Optima® On-Q® Gooseneck Faucet – (2), (6), (9), (12)  | 1,007.05 | 654.58 | 8.83  | 671254473508 |
| 3365454BT | ETF-770-4-BOX-BDT-CP-2.2GPM-LAM-IR-BT-FCT  | Optima® On-Q® Gooseneck Faucet – (2), (6), (9), (13)  | 1,209.90 | 786.44 | 9.17  | 671254473546 |
| 3365429BT | ETF-770-4-BOX-TEE-CP-2.2GPM-LAM-IR-BT-FCT  | Optima® On-Q® Gooseneck Faucet – (1), (2), (6), (9)   | 1,006.95 | 654.52 | 8.35  | 671254472440 |
| 3365411BT | ETF-770-4-PLG-ADM-CP-2.2GPM-LAM-IR-BT-FCT  | Optima® On-Q® Gooseneck Faucet – (3), (6), (9), (11)  | 1,296.35 | 842.63 | 8.43  | 671254473225 |
| 3365417BT | ETF-770-4-PLG-BDM-CP-2.2GPM-LAM-IR-BT-FCT  | Optima® On-Q® Gooseneck Faucet – (3), (6), (9), (12)  | 1,066.10 | 692.97 | 6.89  | 671254472754 |
| 3365453BT | ETF-770-4-PLG-BDT-CP-2.2GPM-LAM-IR-BT-FCT  | Optima® On-Q® Gooseneck Faucet – (3), (6), (9), (13)  | 1,196.35 | 777.63 | 7.23  | 671254473249 |
| 3365776BT | ETF-770-4-PLG-TEE-CP-0.35GPM-MLM-IR-BT-FCT | Optima® On-Q® Gooseneck Faucet – (30)                 | 1,006.95 | 654.52 | 6.43  | 671254474604 |
| 3365558BT | ETF-770-4-PLG-TEE-CP-1.0GPM-LAM-IR-BT-FCT  | Optima® On-Q® Gooseneck Faucet – (1), (3), (9)        | 1,006.95 | 654.52 | 6.41  | 671254474628 |
| 3365648BT | ETF-770-4-PLG-TEE-CP-1.5GPM-LAM-IR-BT-FCT  | Optima® On-Q® Gooseneck Faucet – (1), (3), (9)        | 1,006.95 | 654.52 | 6.41  | 671254473539 |
| 3365428BT | ETF-770-4-PLG-TEE-CP-2.2GPM-LAM-IR-BT-FCT  | Optima® On-Q® Gooseneck Faucet – (1), (3), (6), (9)   | 1,006.95 | 654.52 | 6.45  | 671254468559 |
| 3365415BT | ETF-770-8-BOX-ADM-CP-2.2GPM-LAM-IR-BT-FCT  | Optima® On-Q® Gooseneck Faucet – (2), (6), (10), (11) | 1,349.85 | 877.40 | 10.54 | 671254474499 |
| 3365421BT | ETF-770-8-BOX-BDM-CP-2.2GPM-LAM-IR-BT-FCT  | Optima® On-Q® Gooseneck Faucet – (2), (6), (10), (12) | 1,056.90 | 686.99 | 9.14  | 671254474468 |
| 3365431BT | ETF-770-8-BOX-TEE-CP-2.2GPM-LAM-IR-BT-FCT  | Optima® On-Q® Gooseneck Faucet – (1), (2), (6), (10)  | 1,030.55 | 669.86 | 8.66  | 671254474451 |
| 3365414BT | ETF-770-8-PLG-ADM-CP-2.2GPM-LAM-IR-BT-FCT  | Optima® On-Q® Gooseneck Faucet – (3), (6), (10), (11) | 1,322.95 | 859.92 | 8.60  | 671254472778 |
| 3365420BT | ETF-770-8-PLG-BDM-CP-2.2GPM-LAM-IR-BT-FCT  | Optima® On-Q® Gooseneck Faucet – (3), (6), (10), (12) | 1,089.80 | 708.37 | 7.20  | 671254472761 |
| 3365777BT | ETF-770-8-PLG-BDT-CP-0.35GPM-MLM-IR-BT-FCT | Optima® On-Q® Gooseneck Faucet – (30)                 | 1,232.40 | 801.06 | 7.25  | 671254474536 |
| 3365560BT | ETF-770-8-PLG-BDT-CP-1.0GPM-LAM-IR-BT-FCT  | Optima® On-Q® Gooseneck Faucet – (1), (3), (9)        | 1,232.40 | 801.06 | 7.54  | 671254474567 |
| 3365456BT | ETF-770-8-PLG-BDT-CP-2.2GPM-LAM-IR-BT-FCT  | Optima® On-Q® Gooseneck Faucet – (3), (6), (10), (13) | 1,232.40 | 801.06 | 6.39  | 671254468566 |
| 3365561BT | ETF-770-8-PLG-TEE-CP-1.0GPM-LAM-IR-BT-FCT  | Optima® On-Q® Gooseneck Faucet – (1), (3), (10)       | 1,030.55 | 669.86 | 6.72  | 671254474727 |
| 3365430BT | ETF-770-8-PLG-TEE-CP-2.2GPM-LAM-IR-BT-FCT  | Optima® On-Q® Gooseneck Faucet – (1), (3), (6), (10)  | 1,030.55 | 669.86 | 6.72  | 671254472242 |

Faucets, Soap Dispensers & Sinks OLP



ETF770 Hardwired with side sensor

\*\*Contact Your Local Sloan Representative

(1) Bak Chek (2) Box Transformer "B" (3) Plug-In Transformer "P" (4) Less Transformer "LT" (5) 0.5 gpm/1.9 Lpm Multi-Lam Spray Head (6) 2.2 gpm/8.3 Lpm Laminar Spray Head (7) Surgical Bend Spout "S" (8) Shower Head Spray 2.2 gpm/8.3 Lpm "H" (9) 4" Trim Plate (10) 8" Trim Plate (11) Above Deck Mixing Valve – MIX-110-AA Trim Plate "ADM" (12) Below Deck Mixing Valve – MIX-60-A "BDM" (13) Below Deck Thermostatic Mixing Valve – MIX-135-A "BDT" (14) Integral Temperature Control Spout Mixer "ISM" (15) Drain Pop Up "DPU" (16) Optima i.q.®-cliq button "IC" (17) 1.5 gpm/5.7 Lpm Aerator (18) 2.2 gpm/8.3 Lpm Aerated Spray Head (19) Above Deck Thermostatic Mixing Valve – MIX-139 "ADT"

Pricing subject to change without notice. For most current pricing, refer to online price sheets at [www.sloan.com](http://www.sloan.com)

| Code Number  | Product Number | Description  | List Price \$ | MAPP Price \$ | Est. Wt. (lbs.) | UPC Code     |
|--|----------------|--|---------------|---------------|-----------------|--------------|
| <b>Optima Faucet EAF, EBF, ETF Parts &amp; Accessories</b> |                |  |               |               |                 |              |
| 3324102  | EFX-1000-A     | Laminar Full Stream Insert Kit 1.5 gpm/5.7 Lpm                 | 32.95         | 21.42         | 0.02            | 671254404977 |
| 3324103  | EFX-1001-A     | Aerated Full Stream Insert Kit 1.5 gpm/5.7 Lpm                 | 32.95         | 21.42         | 0.02            | 671254400320 |
| 3324104  | EFX-1002-A     | Multi-Lam Spray Insert Kit 0.5 gpm/1.9 Lpm                     | 32.95         | 21.42         | 0.02            | 671254400306 |
| 3324105  | EFX-1003-A     | Capacitance Control Module Assembly 0.5 gpm/1.9 Lpm            | 550.35        | 357.73        | 1.70            | 671254400894 |
| 3324106  | EFX-1004-A     | Capacitance Control Module Assembly w/ Turbine 0.5 gpm/1.9 Lpm | 723.05        | 469.98        | 0.08            | 671254401013 |
| 3324107  | EFX-1005-A     | Capacitance Control Module Assembly 1.5 gpm/5.7 Lpm            | 550.35        | 357.73        | 0.08            | 671254401020 |
| 3324108  | EFX-1006-A     | Capacitance Control Module Assembly w/ Turbine 1.5 gpm/5.7 Lpm | 723.05        | 469.98        | 0.08            | 671254401037 |
| 3324160  | EFX-1009-A     | Crown Kit (Basic) EFX-8XX                                      | 451.65        | 293.57        | 1.00            | 671254403048 |
| 3324138  | EFX-1010-A     | Crown Kit (Solar) EFX-8XX                                      | 624.65        | 406.02        | 1.00            | 671254423909 |
| 3324162  | EFX-1011-A     | Solenoid Valve Caddy Kit (0.5 gpm) EFX-8XX                     | 188.90        | 122.79        | 0.31            | 671254403055 |
| 3324163  | EFX-1012-A     | Solenoid Valve Caddy Kit (1.5 gpm) EFX-8XX                     | 172.45        | 112.09        | 1.00            | 671254403062 |
| 3324165  | EFX-1014-A     | Wall Flange Kit EFX-8XX  | 32.95         | 21.42         | 1.00            | 671254403086 |
| 3324114  | EFX-13-A       | Solenoid Valve Caddy 0.5 gpm/1.9 Lpm, Low CAP                  | 172.45        | 112.09        | 0.25            | 671254400436 |
| 3324115  | EFX-14-A       | Solenoid Valve Caddy 1.5 gpm/5.7 Lpm, Low CAP                  | 172.45        | 112.09        | 0.24            | 671254400443 |
| 3324122  | EFX-15-A       | Solenoid Valve Caddy 0.5 gpm/1.9 Lpm, Mid                      | 180.75        | 117.49        | 0.08            | 671254399952 |
| 3324123  | EFX-16-A       | Solenoid Valve Caddy 1.5 gpm/5.7 Lpm, Mid                      | 180.75        | 117.49        | 0.08            | 671254399969 |
| 3324124  | EFX-17-A       | Solenoid Valve Caddy 0.5 gpm/1.9 Lpm, High                     | 188.90        | 122.79        | 0.25            | 671254402256 |
| 3324125  | EFX-18-A       | Solenoid Valve Caddy 1.5 gpm/5.7 Lpm, High                     | 188.90        | 122.79        | 0.33            | 671254400580 |
| 3324129  | EFX-19         | Filter for Solenoid Caddy (Package of 10)                      | 24.70         | 16.06         | 0.15            | 671254399822 |
| 3324118  | EFX-1-A        | CP Standard Crown (IR)   | 410.60        | 266.89        | 0.50            | 671254400573 |
| 3324116  | EFX-21-A       | Faucet Spout Mounting Kit, Integrated Base Faucet - 8"         | 64.95         | 42.22         | 1.00            | 671254400450 |
| 3324117  | EFX-23-A       | Battery Box Kit EFX-3XX/EFX-6XX (IR)                           | 98.60         | 64.09         | 0.27            | 671254399815 |
| 3324134  | EFX-25-A       | Cap For Mixer Opening  | 24.70         | 16.06         | 0.03            | 671254403680 |
| 3324112  | EFX-2-A        | CP Standard Crown (CAP)  | 98.60         | 64.09         | 1.00            | 671254400412 |
| 0324034  | EFX-34         | Flexible Supply Hose 18-Inch, Single Supply Only (L=45mm)      | 24.65         | 16.02         | 0.20            | 671254394704 |
| 3324132  | EFX-36         | Control Module Mounting Hardware                               | 32.25         | 20.96         | 1.00            | 671254401228 |
| 3324126  | EFX-37-A       | Solenoid Valve Caddy 0.5 gpm/1.9 Lpm, Low IR                   | 172.45        | 112.09        | 0.20            | 671254399648 |
| 3324127  | EFX-38-A       | Solenoid Valve Caddy 1.5 gpm/5.7 Lpm, Low IR                   | 172.45        | 112.09        | 0.08            | 671254399655 |
| 3324131  | EFX-39-A       | Supply Washer Kit  | 24.70         | 16.06         | 0.08            | 671254400627 |
| 3324119  | EFX-3-A        | CP Crown (Solar)   | 583.50        | 379.28        | 0.08            | 671254399945 |
| 3324120  | EFX-4-A        | CP Crown (Solar+LCD)   | 1,015.65      | 660.17        | 0.08            | 671254399846 |
| 3324128  | EFX-7-A        | Battery Box For Above Deck Electronics, IR (Mid, High)         | 98.60         | 64.09         | 0.27            | 671254399808 |
| 3324113  | EFX-8-A        | Battery Box For Below Deck Electronics, CAP                    | 49.25         | 32.01         | 1.00            | 671254400429 |
| 3305527  | ETF-1004-A     | Solenoid & Mounting Hardware                                   | 130.15        | 84.60         | 1.05            | 671254115927 |
| 3305577  | ETF-1009-A     | Solenoid Valve Repair Kit                                      | 57.90         | 37.64         | 0.06            | 671254115552 |
| 3365091  | ETF-1021-A     | Spray Head 0.5 gpm Female Vandal Resistant                     | 37.45         | 24.34         | 0.08            | 671254145146 |
| 3365090  | ETF-1022-A     | Spray Head 2.2 gpm Female Vandal Resistant – Aerated Stream    | 37.45         | 24.34         | 0.08            | 671254144910 |
| 3365092  | ETF-1023-A     | Spray Head 0.5 gpm Male Vandal Resistant                       | 37.45         | 24.34         | 0.07            | 671254144903 |
| 3365093  | ETF-1024-A     | Spray Head 2.2 gpm Male Vandal Resistant – Aerated Stream      | 37.45         | 24.34         | 0.07            | 671254144927 |
| 3365161  | ETF-1028-A     | Spray Head 1.5 gpm Female Vandal Resistant – Laminar Stream    | 37.45         | 24.34         | 0.08            | 671254231634 |



EFX-14-A



EFX-38-A



EFX-3-A



EFX-7-A

| Code Number  | Product Number | Description   | List Price \$ | MAPP Price \$ | Est. Wt. (lbs.) | UPC Code     |
|--|----------------|---|---------------|---------------|-----------------|--------------|
| <b>Optima Faucet EAF, EBF, ETF Parts &amp; Accessories</b> |                |   |               |               |                 |              |
| 3365162  | ETF-1029-A     | Spray Head 2.2 gpm Male Vandal Resistant – Laminar Stream               | 37.45         | 24.34         | 0.08            | 671254231658 |
| 0305784PK  | ETF-178        | CP Spray Head Adapter (ETF-500/EBF-550/ETF-700/EBF-750)                 | 34.50         | 22.43         | 0.05            | 671254057098 |
| 0305613PK  | ETF-250-A      | Faucet/Sensor Assembly (ETF-80)   | 338.00        | 219.70        | 2.58            | 671254371187 |
| 0305728  | ETF-259        | Tee Compression Fitting   | 30.60         | 19.89         | 0.12            | 671254007758 |
| 0305536PK  | ETF-261-A      | Faucet Assembly CP (ETF-770)  | 269.00        | 174.85        | 1.62            | 671254371194 |
| 0305626  | ETF-290-A      | Faucet Mounting Kit for EBF-85  | 12.20         | 7.93          | 0.20            | 671254007123 |
| 0305736  | ETF-297        | Union Reducer 1/4" to 3/8"  | 19.40         | 12.61         | 0.07            | 671254007833 |
| 0305849PK  | ETF-370-A      | Solenoid Valve Assembly 24V   | 153.40        | 99.71         | 0.91            | 671254120174 |
| 3365676  | ETF-437-A      | Solenoid Assembly Kit-Single  | 40.20         | 26.13         | 0.34            | 671254135338 |
| 3365000  | ETF-450-A      | Splash Proof Junction Box   | 254.40        | 165.36        | 0.65            | 671254131460 |
| 0365001  | ETF-458-A      | Power Cord Kit  | 32.20         | 20.93         | 0.22            | 671254124578 |
| 3365001  | ETF-470-A      | Check Valve   | 60.70         | 39.46         | 0.20            | 671254125261 |
| 0365108PK  | ETF-472-A      | Faucet/Sensor Assembly Standard   | 544.50        | 353.93        | 1.67            | 671254371200 |
| 0365109PK  | ETF-473-A      | Faucet/Sensor Assembly with Surgical Bend                               | 557.55        | 362.41        | 3.00            | 671254371415 |
| 3365003  | ETF-492-A      | Splash Proof Junction Box for use w/EL-350A only                        | 182.10        | 118.37        | 0.70            | 671254247444 |
| 0365110  | ETF-503-A      | Spout Mounting Kit – includes Rubber Wshr Flat Wshr Lock Wshr Mting Nut | 68.00         | 44.20         | 0.26            | 671254200203 |
| 0365070PK  | ETF-542-A      | Sensor Window Housing Assembly (ETF-600)                                | 155.30        | 100.95        | 0.16            | 671254222007 |
| 0365086PK  | ETF-543-A      | Faucet/Sensor Assembly (ETF-600)  | 339.60        | 220.74        | 2.46            | 671254371422 |
| 3365088  | ETF-546-A      | Faucet Mounting Kit (ETF-600)   | 38.75         | 25.19         | 0.20            | 671254142404 |
| 0365058  | ETF-547        | Compression Fitting Connector   | 15.85         | 10.30         | 0.05            | 671254221987 |
| 0365162  | ETF-595-A      | CP Spout/Roll Pin Assembly  | 274.00        | 178.10        | 2.20            | 671254246508 |
| 3365461  | ETF-617-A      | Bak-Chek® Assembly  | 42.15         | 27.40         | 0.21            | 671254236035 |
| 0365147  | ETF-621-A      | Spray Head 2.2 gpm (8.3 Lpm) Female – Laminar Stream                    | 37.45         | 24.34         | 0.06            | 671254265578 |
| 0365387  | ETF-687-A      | Spray Head 1.5 gpm (5.7 Lpm) Female – Laminar Stream                    | 37.45         | 24.34         | 0.06            | 671254351936 |
| 0365752  | ETF-735-A      | Splash Proof Junction Box   | 254.40        | 165.36        | 0.83            | 671254353695 |
| 0365758  | ETF-740-A      | Solenoid Valve Assembly   | 280.70        | 182.46        | 1.08            | 671254353145 |
| 0365420  | ETF-801-A      | 0.5 gpm (1.9 Lpm) Laminar Flow Spray Head                               | 37.45         | 24.34         | 0.03            | 671254343320 |
| 3365755  | ETF1038A       | CP REPAIR KIT 0.35 GPM LAM FLOW   | 39.45         | 25.64         | 0.10            | 671254391215 |
| 3365756  | ETF1039A       | CP REPAIR KIT 0.35 GPM MALE LF  | 39.45         | 25.64         | 0.06            | 671254391222 |
| 3365757  | ETF1040A       | KIT 0.35GPM LAM MALE JUNIOR VR  | 39.45         | 25.64         | 0.08            | 671254391109 |
| 0365793  | ETF839         | CP SPRAY HEAD BAGGED (0.35gpm)  | 39.45         | 25.64         | 0.03            | 671254391086 |
| 3326027  | MIX-111-A      | Mounting Hardware Kit (for MIX-110-AA )                                 | 79.55         | 51.71         | 0.13            | 671254244382 |
| 3326028  | MIX-123-A      | Handle Assembly (for MIX-100-A & MIX-110-AA )                           | 39.45         | 25.64         | 0.20            | 671254244399 |
| 3326047  | MIX-59         | Ceramic Cartridge (for MIX-100-A & MIX-110-AA )                         | 64.95         | 42.22         | 0.10            | 671254244344 |
| 3326044  | MIX-79         | Check Valve (package of two)  | 15.85         | 10.30         | 0.01            | 671254244351 |
| 3326034  | MIX-84-A       | Mounting Hardware Kit (for MIX-100-A)                                   | 4.95          | 3.22          | 0.09            | 671254244368 |
| 3326035  | MIX-87-A       | Temperature Limit Stop Kit (for MIX-100-A & MIX-110-AA)                 | 26.50         | 17.23         | 0.03            | 671254244375 |
| 0335001  | EAF-2          | Solenoid Valve Cartridge Optima i.q.® Faucet                            | 214.75        | 139.59        | 0.18            | 671254255005 |
| 0335002  | EAF-3-A        | Sensor Assembly Battery without Optima i.q.®-cliq                       | 508.10        | 330.27        | 0.35            | 671254255012 |
| 0335007  | EAF-9          | Filter Optima i.q.® Faucet  | 15.35         | 9.98          | 0.01            | 671254255067 |
| 0335008  | EAF-10         | Spray Head 2.2 gpm Male Metric CP Aerated Stream                        | 37.45         | 24.34         | 0.03            | 671254255074 |



ETF80      Hardwired  
EBF85      Battery

| Code Number  | Product Number | Description   | List Price \$ | MAPP Price \$ | Est. Wt. (lbs.) | UPC Code     |
|--|----------------|---|---------------|---------------|-----------------|--------------|
| <b>Optima Faucet EAF, EBF, ETF Parts &amp; Accessories</b> |                |   |               |               |                 |              |
| 0335010PK  | EAF-12         | Spray Head 0.5 gpm Male Metric  | 37.45         | 24.34         | 0.03            | 671254414549 |
| 0335011  | EAF-13         | Spray Head 2.2 gpm Laminar Stream Male Metric                               | 37.45         | 24.34         | 0.06            | 671254265233 |
| 0335013  | EAF-14-A       | Sensor Assembly Solar w/o Optima i.q.®-cliq                                 | 639.40        | 415.61        | 0.21            | 671254306035 |
| 0335029  | EAF51          | CP SPRAY HEAD 0.35 GPM MALE METRIC  | 39.45         | 25.64         | 0.06            | 671254391079 |
| 0335015  | EAF-17         | Cable Assembly 10'  | 117.30        | 76.25         | 0.16            | 671254310391 |
| 0335024  | EAF-24-A       | Extension Cable for EAF Series Faucets – 0.3 M                              | 24.85         | 16.15         | 0.10            | 671254326514 |
| 0335025  | EAF-25-A       | Extension Cable for EAF Series Faucets – 1.2 M                              | 31.35         | 20.38         | 0.15            | 671254326521 |
| 3335009  | EAF-1000       | Battery Replacement Kit – EAF-100-150 Faucets                               | 60.65         | 39.42         | 0.28            | 671254254961 |
| 3335018  | EAF-1003       | Battery Replacement Kit – EAF-250/275 Faucets                               | 78.90         | 51.29         | 0.05            | 671254306219 |
| 3335021  | EAF-1006       | Cap and Solar Cell Assembly – EAF-275 faucet                                | 192.85        | 125.35        | 0.24            | 671254306240 |
| 33351001   | EAF-1025       | Bluetooth Adapter (for EFX and Hardwired EAF Models)                        | 250.75        | 162.99        | 0.20            | 671254495456 |
| 3315122  | EBF-1009-A     | Fiberoptic Cable Repair Kit   | 229.65        | 149.27        | 0.10            | 671254228887 |
| 3315254  | EBF-1011-A     | Solenoid Valve Assembly   | 262.70        | 170.76        | 0.95            | 671254316287 |
| 3315016  | EBF-10-A       | Faucet/Sensor Assembly (EBF-85)   | 454.55        | 295.46        | 2.20            | 671254272538 |
| 3315111  | EBF-11-A       | Module Assembly   | 362.20        | 235.43        | 2.32            | 671254214057 |
| 0315100PK  | EBF-140-A      | Faucet and Sensor Assembly-Standard Bend w/Adapter                          | 555.15        | 360.85        | 1.67            | 671254377011 |
| 0315137  | EBF-203-A      | Cable Extension 16"   | 120.30        | 78.20         | 0.10            | 671254232693 |
| 3315014  | EBF-25-A       | Mounting Bracket Kit – including Plates, Brackets, Screws, Washers, Anchors | 91.25         | 59.31         | 0.16            | 671254131354 |
| 0315104  | EBF-60-A       | Control Module Assembly   | 452.65        | 294.22        | 2.00            | 671254214811 |
| 3315018  | EBF-79-A       | Mounting Hardware Kit   | 39.00         | 25.35         | 0.08            | 671254139633 |
| 0315040PK  | EBF-80-A       | Sensor Window & Cable Assembly  | 154.60        | 100.49        | 0.37            | 671254274853 |

**Standard Faucet (SF) Parts & Accessories**

|          |          |   |        |        |      |              |
|----------|----------|---|--------|--------|------|--------------|
| 0362004  | SFP-4    | Mounting Hardware Kit – Pedestal Faucet     | 20.60  | 13.39  | 0.15 | 671254322295 |
| 0362005  | SFP-5    | Mounting Hardware Kit – Gooseneck Faucet    | 10.95  | 7.12   | 0.01 | 671254322288 |
| 0362008  | SFP-8    | Control Module                              | 103.65 | 67.37  | 1.46 | 671254322325 |
| 0362034  | SFP-34   | Faucet Sensor Assembly                      | 120.15 | 78.10  | 0.17 | 671254340152 |
| 0362040  | SFP-40-A | Control Module w/Range Adjustment           | 124.10 | 80.67  | 1.68 | 671254351943 |
| 0362041  | SFP-41-A | Faucet Sensor Assembly w/Range Adjustment   | 158.20 | 102.83 | 0.22 | 671254351950 |
| 3362000  | SFP1000  | CP Sprayhead 0.35 GPM Male Vandal Resistant | 18.65  | 12.12  | 0.05 | 671254394520 |
| 33621021 | SFP-59   | Faucet Assembly SF-2800/2850                | 311.30 | 202.35 | 2.10 | 67125456016  |
| 33620012 | SFP-61   | 0.35 GPM/1.32 Lpm MLM (SF-2800/2850)        | 11.95  | 7.77   | 0.05 | 67125456229  |
| 33620011 | SFP-62   | 0.5/1.9 Lpm MLM (SF-2800/2850)              | 11.95  | 7.77   | 0.05 | 67125456230  |
| 33621022 | SFP-63   | Faucet Assembly SF-2900/2950                | 557.65 | 362.47 | 2.52 | 67125456020  |
| 33620007 | SFP-64   | Spout Mounting Kit (SF2900/2950)            | 3.30   |        | 0.09 | 67125456241  |
| 03800004 | SFP-65   | 4" Trimplate with Spacer (SF2900/2950)      | 14.73  |        | 0.23 | 67125456240  |
| 33620008 | SFP-66   | 0.35 GPM/1.32 Lpm MLM (SF2900/2950)         | 7.30   | 4.75   | 0.08 | 67125456243  |
| 33620009 | SFP-67   | 0.5/1.9 Lpm/MLM (SF2900/2950)               | 7.30   | 4.75   | 0.05 | 67125456242  |

\*\*Contact Your Local Sloan Representative

(1) Bak Chek (2) Box Transformer "B" (3) Plug-In Transformer "P" (4) Less Transformer "LT" (5) 0.5 gpm/1.9 Lpm Multi-Lam Spray Head (6) 2.2 gpm/8.3 Lpm Laminar Spray Head (7) Surgical Bend Spout "S" (8) Shower Head Spray 2.2 gpm/8.3 Lpm "H" (9) 4" Trim Plate (10) 8" Trim Plate (11) Above Deck Mixing Valve – MIX-110-AA Trim Plate "ADM" (12) Below Deck Mixing Valve – MIX-60-A "BDM" (13) Below Deck Thermostatic Mixing Valve – MIX-135-A "BDT" (14) Integral Temperature Control Spout Mixer "ISM" (15) Drain Pop Up "DPU" (16) Optima i.q.®-cliq button "IC" (17) 1.5 gpm/5.7 Lpm Aerator (18) 2.2 gpm/8.3 Lpm Aerated Spray Head (19) Above Deck Thermostatic Mixing Valve – MIX-139 "ADT"

Pricing subject to change without notice. For most current pricing, refer to online price sheets at [www.sloan.com](http://www.sloan.com)

| Code Number                              | Product Number | Description   | List Price | MAPP Price | Est. Wt. (lbs.) | UPC Code     |
|--|----------------|---|------------|------------|-----------------|--------------|
| <b>Trim Plates – Chrome Plated Brass</b> |                |   |            |            |                 |              |
| 3365466                                  | ETF-295-A      | 4" Trim Plate – Single Hole ETF80 & EBF85 with or without Below Deck Mixing Valve   | 59.80      | 38.87      | 0.18            | 671254139800 |
| 3365468                                  | ETF-312-A      | 4" Trim Plate – Single Hole EAF200/250/275,ELF10, ESF20, EBF187, ERF885 with or without Below Deck Mixing Valve           | 59.80      | 38.87      | 0.19            | 671254139824 |
| 3324100                                  | EFX-20-A       | 4" Base Plate - Single Hole for EFX BASYS Series  | 94.80      | 61.62      | 0.38            | 671254394636 |
| 3365302                                  | ETF-607-A      | 4" Trim Plate – Single Hole EAF100/150, ETF610, EBF615, EBF750, ETF700 with or without Below Deck Mixing Valves           | 66.85      | 43.45      | 0.22            | 671254226623 |
| 3365473                                  | ETF-662-A      | 4" Trim Plate – Single Hole ETF880 with or without Below Deck Mixing Valves   | 66.70      | 43.36      | 0.22            | 671254269125 |
| 3326012                                  | MIX-101-A      | 4" Trim Plate – Double Hole ETF80, EBF85, EBF885, ELF10 for OPTIMIX® Above Deck Mixing Valve (MIX-110-AA not included)    | 86.75      | 56.39      | 0.22            | 671254225312 |
| 3365467                                  | ETF-299-A      | 4" Trim Plate -Double Hole ESD200080/25085 faucet/soap combo with or without Below Deck Mixing Valve                      | 59.80      | 38.87      | 0.20            | 671254139817 |
| 3365469                                  | ETF-313-A      | 4" Trim Plate -Double Hole ETF660, ETF770 with or without Below Deck Mixing Valve   | 59.80      | 38.87      | 0.20            | 671254139831 |
| 3365470                                  | ETF-314-A      | 4" Trim Plate – Triple Hole ETF660 & ETF770 for OPTIMIX® Above Deck Mixing Valve (MIX-110-AA not included)                | 59.80      | 38.87      | 0.22            | 671254139848 |
| 3365024                                  | ETF-510-A      | 8" Trim Plate – Single Hole EAF200/250/275, ETF80/880, EBF85/187, EBF885 with or without Below Deck Mixing Valve          | 109.10     | 70.92      | 0.64            | 671254129948 |
| 3365119                                  | ETF-578-A      | 8" Trim Plate – Single Hole ETF600 & EBF650 with or without Below Deck Mixing Valve                                       | 109.10     | 70.92      | 0.54            | 671254148178 |
| 3365303                                  | ETF-608-A      | 8" Trim Plate – Single Hole EAF100/150,ETF610, EBF615, EBF750, ETF700 with or without Below Deck Mixing Valves            | 142.05     | 92.33      | 0.67            | 671254226630 |
| 3362022                                  | SFP-22-A       | 8" Trim Plate – Single Hole SF2100/SF2200   | 49.65      | 32.27      | 0.35            | 671254331365 |
| 3326015                                  | MIX-104-A      | 8" Trim Plate – Double Hole ETF80/880, EBF85/187, ERF885 for OPTIMIX® Above Deck Mixing Valve (MIX-110-AA not included)   | 142.05     | 92.33      | 0.51            | 671254225343 |
| 3326017                                  | MIX-106-A      | 8" Trim Plate – Double Hole ETF610, EBF615, EBF750, ETF700 for OPTIMIX® Above Deck Mixing Valve (MIX-110-AA not included) | 168.75     | 109.69     | 0.51            | 671254225367 |
| 3365602                                  | ETF-432-A      | 8" Trim Plate – Double Hole ETF660, ETF770  | 109.10     | 70.92      | 0.51            | 671254139879 |
| 3365603                                  | ETF-433-A      | 8" Trim Plate – Triple Hole ETF660 & ETF770 for OPTIMIX® Above Deck Mixing Valve (MIX-110-AA not included)                | 109.10     | 70.92      | 0.37            | 671254139886 |
| 3324101                                  | EFX-26-A       | 8" Base Plate - Single Hole for EFX BASYS Series  | 110.65     | 71.92      | 1.00            | 671254394643 |



| Code Number                                   | Product Number                       | Description  | List Price | MAPP Price | Est. Wt. (lbs.) | UPC Code     |
|---|--------------------------------------|--|------------|------------|-----------------|--------------|
| <b>Transformers and Adapters</b>              |                                      |  |            |            |                 |              |
| 0345154PK                                     | EL-154                               | Box Mount 120 VAC Input/24 VAC Output 50 VA 3 Faucets                      | 62.15      | 40.40      | 2.12            | 671254139589 |
| 0345211PK                                     | EL-208                               | Foot Mount 120 VAC Input/24 VAC Output 100 VA 6 Faucets                    | 210.55     | 136.86     | 4.81            | 671254139572 |
| 0345370PK                                     | EL-248-40                            | Box Mount 120 VAC Input/24 VAC Output 40 VA 2 Faucets                      | 63.40      | 41.21      | 1.88            | 671254139626 |
| 0345999PK                                     | EL-342                               | Box Mount 240 VAC Input/24 VAC Output 50 VA 3 Faucets                      | 126.95     | 82.52      | 2.24            | 671254139558 |
| 0345125                                       | EL-451                               | Box Mount 120 VAC Input/6 VAC Output 25 VA                                 | 135.90     | 88.34      | 1.33            | 671254241275 |
| 0365534PK                                     | ETF-233                              | Plug-In 120 VAC Input/24 VAC Output 35 VA 2 Faucets                        | 43.60      | 28.34      | 1.82            | 671254139701 |
| 0335037                                       | EAF-37                               | Box Mount 6 VDC Optima i.q. <sup>®</sup> Faucet                            | 150.15     | 97.60      | 0.52            | 671254337879 |
| 0335009                                       | EAF-11                               | 6 VDC Faucet Plug-In Adapter for Optima i.q. <sup>®</sup> and BASYS Series | 150.15     | 97.60      | 0.28            | 671254255081 |
| 0335039                                       | EAF-39                               | Adapter 6.75 VDC Plug-In (UK)  | 150.15     | 97.60      | 0.25            | 671254337909 |
| 0324031                                       | EFX-31                               | Voltage Adapter Capacitance Faucet Plug-In (US)                            | 79.10      | 51.42      | 0.33            | 671254394353 |
| 0335041                                       | EAF-41                               | Adapter 6.75 VDC Plug-In (EU)  | 150.15     | 97.60      | 0.19            | 671254368583 |
| 0362006                                       | SFP-6                                | Plug-In 6 VDC for SF Series  | 41.95      | 27.27      | 0.20            | 671254322301 |
| 0362026                                       | SFP-26                               | Plug-In 6 VDC 220AC 6DC-CH for SF Series                                   | 40.30      | 26.20      | 1.60            | 671254335714 |
| <b>Cable Extensions</b>                       |                                      |  |            |            |                 |              |
| 0365840                                       | ETF-1003-108                         | Cable Ext. Kit 108" /2.7m Lg-Solenoid to Control Mod                       | 51.55      | 33.51      | 0.20            | 671254143135 |
| 0365100                                       | ETF-1003-240                         | Cable Ext. Kit 240" Lg- Solenoid to Control Mod                            | 87.95      | 57.17      | 0.26            | 671254145542 |
| 0365838                                       | ETF-1003-36                          | Cable Ext. Kit 36" /0.9m Lg- Solenoid to Control Mod                       | 33.10      | 21.52      | 0.08            | 671254143111 |
| <b>On-Deck Manual Mixing Valve</b>            |                                      |  |            |            |                 |              |
| 3326018                                       | MIX-110-AA                           | On Deck Ceramic Mixing Valves  | 361.85     | 235.20     | 1.99            | 671254226203 |
| 3326021                                       | MIX110A-1 CP MIXER/TRIM PLATE KIT 4" | On Deck Ceramic Mixing Valves  | 435.40     | 283.01     | 2.70            | 671254243323 |
| 3326022                                       | MIX110A-2 CP MIXER/TRIM PLATE KIT 8" | On Deck Ceramic Mixing Valves  | 487.05     | 316.58     | 2.37            | 671254243330 |
| 3326023                                       | MIX110A-3 CP MIXER/TRIM PLATE KIT 4" | On Deck Ceramic Mixing Valves  | 435.40     | 283.01     | 2.79            | 671254243347 |
| 3326025                                       | MIX110A-5 CP MIXER/TRIM PLATE KIT 8" | On Deck Ceramic Mixing Valves  | 487.05     | 316.58     | 3.05            | 671254243361 |
| 3326026                                       | MIX110A-6 CP MIXER/TRIM PLATE KIT 8" | On Deck Ceramic Mixing Valves  | 487.05     | 316.58     | 3.05            | 671254243378 |
| <b>Below Deck Mixing and Tempering Valves</b> |                                      |  |            |            |                 |              |
| 3326009                                       | MIX-60-A                             | Mechanical Mixing Valve for use with Single Faucet                         | 59.40      | 38.61      | 0.45            | 671254142114 |
| 0326008PK                                     | MIX-70-A                             | Thermo Mixing Valve for use with up to Six Faucets w/Straight Check Stops  | 282.05     | 183.33     | 2.00            | 671254139534 |
| 0326045PK                                     | MIX-135-A                            | Thermostatic Mixing Valve for use with Single Faucet                       | 175.55     | 114.11     | 0.79            | 671254241169 |

| Code Number | Product Number | Description | List Price | MAPP Price | Est. Wt. (lbs.) | UPC Code |
|-------------|----------------|-------------|------------|------------|-----------------|----------|
|-------------|----------------|-------------|------------|------------|-----------------|----------|

**Faucet and Soap Dispenser Combinations**

Combinations of Sloan matching faucets and soap dispensers. Each box contains: 1 faucet, 1 soap dispenser and 2 1500ml bottles of soap. For information about what specific faucets are in each combination visit our website to see the product specification sheet.

|         |          |  |          |          |       |              |
|---------|----------|--|----------|----------|-------|--------------|
| 3346165 | ESD-411  | ESD-410 CP Soap Dispenser w/ below deck pump, 2 soap refills and faucet  | 1,907.20 | 1,239.68 | 19.45 | 671254503748 |
| 3346171 | ESD-421  | ESD-420 CP Soap Dispenser w/ below deck pump, 2 soap refills and faucet  | 1,907.20 | 1,239.68 | 19.45 | 671254503731 |
| 3346086 | ESD-501  | ESD-501 CP Soap Dispenser w/ below deck pump, 2 soap refills and faucet  | 2,003.90 | 1,302.54 | 20.00 | 671254463677 |
| 3346088 | ESD-2001 | ESD-2001 CP Soap Dispenser w/ below deck pump, 2 soap refills and faucet | 1,930.65 | 1,254.92 | 18.38 | 671254463721 |
| 3346099 | ESD-2101 | ESD-2101 CP Soap Dispenser w/ below deck pump, 2 soap refills and faucet | 1,279.30 | 831.55   | 19.55 | 671254463738 |
| 3346090 | ESD-601  | ESD-601 CP Soap Dispenser w/ below deck pump, 2 soap refills and faucet  | 1,621.65 | 1,054.07 | 19.45 | 671254463684 |
| 3346092 | ESD-1501 | ESD-1501 CP Soap Dispenser w/ below deck pump, 2 soap refills and faucet | 1,828.20 | 1,188.33 | 17.94 | 671254463714 |
| 3346094 | ESD-701  | ESD-701 CP Soap Dispenser w/ below deck pump, 2 soap refills and faucet  | 1,918.85 | 1,247.25 | 18.70 | 671254463691 |
| 3346096 | ESD-801  | ESD-801 CP Soap Dispenser w/ below deck pump, 2 soap refills and faucet  | 1,880.65 | 1,222.42 | 19.15 | 671254463707 |

**Top Fill Soap Dispensers**

|          |         |                                    |          |        |       |             |
|----------|---------|------------------------------------|----------|--------|-------|-------------|
| 33461047 | ESD-360 | ESD360 CP TOP FILL SOAP,BAT W/SOAP | 1,002.80 | 651.82 | 17.00 | 67125457779 |
|----------|---------|------------------------------------|----------|--------|-------|-------------|

**Battery or Hardwired Plug-in Foam Soap Dispensers**

Sloan's line of sensor activated foam soap dispensers designed to match Sloan's electronic faucet lines. Each box contains: 1 soap dispenser and 2 1500ml bottles of soap. Reorder soap ESD-325 from below. If Hardwired Plug is needed add on ESD-324 from below

|         |          |  |        |        |       |              |
|---------|----------|--|--------|--------|-------|--------------|
| 3346160 | ESD-410  | ESD-410 CP Soap Dispenser w/ below deck pump and 2 soap refills  | 868.95 | 564.82 | 13.52 | 671254503670 |
| 3346166 | ESD-420  | ESD-420 CP Soap Dispenser w/ below deck pump and 2 soap refills  | 868.95 | 564.82 | 13.52 | 671254503618 |
| 3346087 | ESD-500  | ESD-500 CP Soap Dispenser w/ below deck pump and 2 soap refills  | 868.95 | 564.82 | 13.70 | 671254461697 |
| 3346091 | ESD-600  | ESD-600 CP Soap Dispenser w/ below deck pump and 2 soap refills  | 676.90 | 439.99 | 13.52 | 671254463615 |
| 3346095 | ESD-700  | ESD-700 CP Soap Dispenser w/ below deck pump and 2 soap refills  | 898.95 | 584.32 | 13.60 | 671254463622 |
| 3346097 | ESD-800  | ESD-800 CP Soap Dispenser w/ below deck pump and 2 soap refills  | 718.20 | 466.83 | 13.00 | 671254463639 |
| 3346093 | ESD-1500 | ESD-1500 CP Soap Dispenser w/ below deck pump and 2 soap refills | 829.20 | 538.98 | 13.50 | 671254463646 |
| 3346089 | ESD-2000 | ESD-2000 CP Soap Dispenser w/ below deck pump and 2 soap refills | 850.40 | 552.76 | 13.75 | 671254463653 |
| 3346098 | ESD-2100 | ESD-2100 CP Soap Dispenser w/ below deck pump and 2 soap refills | 748.15 | 486.30 | 13.30 | 671254463660 |



ESD-500



ESD-501



ESD-601



ESD-20001



ESD-2000



ESD-410

| Code Number  | Product Number | Description   | List Price | MAPP Price | Est. Wt. (lbs.) | UPC Code     |
|--|----------------|---|------------|------------|-----------------|--------------|
| <b>ESD-200 Electronic Sensor Liquid Soap Dispensers</b>  |                |   |            |            |                 |              |
| Includes 800 mL soap cartridge with new soap pathway and pump when changing soap cartridge. Reorder soap ESD-217, 231, 232 from below. |                |   |            |            |                 |              |
| 3346052  | ESD-200-LT CP  | Optima® Soap Dispenser – less transformer                             | 643.50     | 418.28     | 4.57            | 671254263598 |
| 3346051  | ESD-200-P CP   | Optima® Soap Dispenser – plug in transformer                          | 714.90     | 464.69     | 4.50            | 671254263512 |
| <b>ESD-250 Battery-Powered Electronic Liquid Soap Dispensers</b>   |                |   |            |            |                 |              |
| Includes 800 mL soap cartridge with new soap pathway and pump when changing soap cartridge. Reorder soap ESD-217, 231, 232 from below. |                |   |            |            |                 |              |
| 3346050  | ESD-250 CP     | Optima® Battery Soap Dispenser  | 714.90     | 464.69     | 6.14            | 671254260726 |
| <b>ESD-400 Hardwired Electronic Foam Soap Dispensers</b>   |                |   |            |            |                 |              |
| Dispenser ships without soap, please order separately. Reorder soap SJS-1751 or SJS-1751-3 from below.                                 |                |   |            |            |                 |              |
| 3346080  | ESD 400 CP     | Optima® Plug In Soap Dispenser (Soap not included)                    | 925.25     | 601.41     | 6.85            | 671254424210 |
| <b>Soap Refills &amp; Accessories</b>  |                |   |            |            |                 |              |
| 03460004   | ESD-325        | Soap Refill - 1500ml (Price per bottle, must purchase multiples of 4) | 78.35      | 50.93      | 7.55            | 671254445369 |
| 0346090  | ESD-324        | AC Adapter 120VAC / 6VDC Plug in for Sloan Soap Dispensers            | 49.20      | 31.98      | 1.25            | 671254454828 |
| 0346017  | ESD-217        | LOTION SOAP with Moisturizer 800 ml BOTTLE (Qty of 4 only)            | 36.40      | 23.66      | 2.06            | 671254265479 |
| 0346035  | ESD-231        | ANTIBACTERIAL SOAP 800 ml BOTTLE (Qty of 4 only)                      | 38.10      | 24.77      | 8.20            | 671254266018 |
| 5700307  | SJS 1651-3     | Liquid Soap 1000 ML ea Case qty 6                                     | 23.25      | 15.11      | 2.66            | 671254325555 |
| 5700751  | SJS 1751       | Liquid Soap 1000 ML ea Case qty 6                                     | 22.55      | 14.66      | 2.50            | 671254330641 |
| 5700754  | SJS 1751-3     | Liquid Soap 1000 ML ea Case qty 6                                     | 26.85      | 17.45      | 2.30            | 671254340299 |
| 0700007  | SJS 7          | AC Adapter 120VAC / 6VDC Plug in                                      | 41.70      | 27.11      | 0.25            | 671254346925 |
| 33461026   | ESD-124        | Top Fill Spout with 2L Reservoir and Motor                            | 898.10     | 583.77     | 6.50            | 67125456147  |
| 03460019   | ESD-113        | Top Fill Battery Pack   | 16.55      | 10.76      | 1.83            | 67125457778  |
| 33461021   | ESD-347        | Top Fill Soap Refills-Must purchase in quantities of 4                | 111.45     | 72.44      | 4.61            | 67125456439  |
| 33461023   | ESD-117        | Top Fill AC Plug  | 39.15      | 25.45      | 1.25            | 67125456148  |
| 03460021   | ESD-118        | Top Fill Hardwire Kit   | 78.30      | 50.90      | 3.65            | 67125457782  |

Faucets, Soap Dispensers & Sinks  
OLP



ESD-420



ETF-420



ETF-411



ESD-250



ESD-400

Pricing subject to change without notice. For most current pricing, refer to online price sheets at [www.sloan.com](http://www.sloan.com)

| Code Number | Product Number | Description | List Price | MAPP Price | Est. Wt. (lbs.) | UPC Code |
|-------------|----------------|-------------|------------|------------|-----------------|----------|
|-------------|----------------|-------------|------------|------------|-----------------|----------|

### AER-DEC Integrated Sink System

The AER-DEC Integrated sink system is the top of the line solution for any commercial restroom. The AER-DEC can be customized with over 100 colors, custom sizes, and custom configurations. To get a quote for your sink go to [configurator.sloan.com](http://configurator.sloan.com) or [sloan.com/resources](http://sloan.com/resources) to find architectural worksheets to select your sink. Available in Corian or Quartz. Pairs great with Sloan BASYS faucets and soap dispensers.

|   |          |  |  |  |  |  |
|---|----------|--|--|--|--|--|
| — | AD-81000 | One-Station Sink, Angled Stainless Enclosure, Hand Dryer   | Call Sales Rep for pricing or visit <a href="http://configurator.sloan.com">configurator.sloan.com</a> |  |  |  |
| — | AD-82000 | Two-Station Sink, Angled Stainless Enclosure, Hand Dryer   | Call Sales Rep for pricing or visit <a href="http://configurator.sloan.com">configurator.sloan.com</a> |  |  |  |
| — | AD-83000 | Three-Station Sink, Angled Stainless Enclosure, Hand Dryer | Call Sales Rep for pricing or visit <a href="http://configurator.sloan.com">configurator.sloan.com</a> |  |  |  |
| — | AD-84000 | Four-Station Sink, Angled Stainless Enclosure, Hand Dryer  | Call Sales Rep for pricing or visit <a href="http://configurator.sloan.com">configurator.sloan.com</a> |  |  |  |

### Designer Series Gradient Sink


The Designer Series Gradient Sink is an impeccably crafted and elegantly functional design to compliment the design of the upscale commercial restroom. The Designer Series Gradient Sink can be customized with over 100 colors, custom sizes and custom configurations. To get a quote for your sink go to [configurator.sloan.com](http://configurator.sloan.com) or [sloan.com/resources](http://sloan.com/resources) to find architectural worksheets to select your sink. Available in Corian or Quartz. Pairs great with Sloan faucets and soap dispensers. The DSG-81000, DSG-82000 and DSG-83000 are available in the QuickShip program. You can order them on One Sloan and look for the material number with designator "QS". For further questions, please contact Customer Service.

|   |           |                                 |  |  |  |  |
|---|-----------|---------------------------------|--|--|--|--|
| — | DSG-81000 | One-Station Sink, Less Faucet   | Call Sales Rep for pricing or visit <a href="http://configurator.sloan.com">configurator.sloan.com</a> |  |  |  |
| — | DSG-82000 | Two-Station Sink, Less Faucet   | Call Sales Rep for pricing or visit <a href="http://configurator.sloan.com">configurator.sloan.com</a> |  |  |  |
| — | DSG-83000 | Three-Station Sink, Less Faucet | Call Sales Rep for pricing or visit <a href="http://configurator.sloan.com">configurator.sloan.com</a> |  |  |  |
| — | DSG-84000 | Four-Station Sink, Less Faucet  | Call Sales Rep for pricing or visit <a href="http://configurator.sloan.com">configurator.sloan.com</a> |  |  |  |

### Designer Series Gradient Options

#### Mounting Options

|     |                            |  |
|-----|----------------------------|--|
| AB  | Angle Brackets             | Call Sales Rep for pricing or visit <a href="http://configurator.sloan.com">configurator.sloan.com</a> |
| ENC | Angled Stainless Enclosure | Call Sales Rep for pricing or visit <a href="http://configurator.sloan.com">configurator.sloan.com</a> |



AD-82000



DSG-82000

| Code Number | Product Number | Description | List Price | MAPP Price | Est. Wt. (lbs.) | UPC Code |
|-------------|----------------|-------------|------------|------------|-----------------|----------|
|-------------|----------------|-------------|------------|------------|-----------------|----------|

**Designer Series Weir Deck Sink**

The Designer Series Weir Deck reflects the simplicity of modern design for the most discerning of commercial restrooms. The Designer Series Weir Deck Sink can be customized with over 100 colors, custom sizes and custom configurations. To get a quote for your sink go to configurator.sloan.com or sloan.com/resources to find architectural worksheets to select your sink. Available in Corian or Quartz. Pairs great with Sloan faucets and soap dispensers.

|   |            |                                 |  |  |  |  |
|---|------------|---------------------------------|--|--|--|--|
| — | DSWD-81000 | One-Station, Less Faucet        | Call Sales Rep for pricing or visit configurator.sloan.com |  |  |  |
| — | DSWD-82000 | Two-Station, Less Faucet        | Call Sales Rep for pricing or visit configurator.sloan.com |  |  |  |
| — | DSWD-83000 | Three-Station, Less Faucet      | Call Sales Rep for pricing or visit configurator.sloan.com |  |  |  |
| — | DSWD-84000 | Four-Station Sink , Less Faucet | Call Sales Rep for pricing or visit configurator.sloan.com |  |  |  |

**Designer Series Weir Deck Options**

Mounting Options

|     |                            |  |
|-----|----------------------------|--|
| AB  | Angle Brackets             | Call Sales Rep for pricing or visit configurator.sloan.com |
| ENC | Angled Stainless Enclosure | Call Sales Rep for pricing or visit configurator.sloan.com |

**Designer Series Open Front Sink**

The Designer Series Open Front sink introduces a visually striking approach to the modern restroom. The Designer Series Open Front Sink can be customized with over 100 colors, custom sizes and custom configurations. To get a quote for your sink go to sloan.com/resource to find architectural worksheets to select your sink. Available in Corian or Quartz. Pairs great with Sloan faucets and soap dispensers.

|   |            |                                 |                            |
|---|------------|---------------------------------|----------------------------|
| — | DSOF-81000 | One-Station, Less Faucet        | Call Sales Rep for pricing |
| — | DSOF-82000 | Two-Station, Less Faucet        | Call Sales Rep for pricing |
| — | DSOF-83000 | Three-Station, Less Faucet      | Call Sales Rep for pricing |
| — | DSOF-84000 | Four-Station Sink , Less Faucet | Call Sales Rep for pricing |

**Designer Series Open Front Options**


Mounting Options

|     |                            |                            |
|-----|----------------------------|----------------------------|
| AB  | Angle Brackets             | Call Sales Rep for pricing |
| ENC | Angled Stainless Enclosure | Call Sales Rep for pricing |

Faucets, Soap Dispensers & Sinks  
OLP



DSOF-82000



DSWD-82000

| Code Number | Product Number | Description | List Price | MAPP Price | Est. Wt. (lbs.) | UPC Code |
|-------------|----------------|-------------|------------|------------|-----------------|----------|
|-------------|----------------|-------------|------------|------------|-----------------|----------|

**Designer Series Vessel Sink**

The Designer Series Vessel Sink creates a high end residential feel. The Designer Series Vessel Sink can be customized with over 100 colors, custom sizes and custom configurations. To get a quote for your sink go to [sloan.com/resource](http://sloan.com/resource) to find architectural worksheets to select your sink. Available in Corian or Quartz. Pairs great with Sloan faucets.

|   |            |                                 |                            |   |   |   |
|---|------------|---------------------------------|----------------------------|---|---|---|
| — | DSVR-81000 | One-Station, Less Faucet        | Call Sales Rep for pricing | — | — | — |
| — | DSVR-82000 | Two-Station, Less Faucet        | Call Sales Rep for pricing | — | — | — |
| — | DSVR-83000 | Three-Station, Less Faucet      | Call Sales Rep for pricing | — | — | — |
| — | DSVR-84000 | Four-Station Sink , Less Faucet | Call Sales Rep for pricing | — | — | — |

**Designer Series Vessel Sink Options**

Mounting Options

|     |                            |                            |   |   |   |
|-----|----------------------------|----------------------------|---|---|---|
| AB  | Angle Brackets             | Call Sales Rep for pricing | — | — | — |
| ENC | Angled Stainless Enclosure | Call Sales Rep for pricing | — | — | — |

**Designer Series Countertop**

The Designer Series Countertop sink is a remarkably durable and contemporary design. The Designer Series Countertop sink can be customized with over 100 colors, custom sizes and custom configurations. To get a quote for your sink go to [sloan.com/resource](http://sloan.com/resource) to find architectural worksheets to select your sink. Available in Corian or Quartz. Pairs great with Sloan faucets and soap dispensers.

|   |            |                                 |                            |   |   |   |
|---|------------|---------------------------------|----------------------------|---|---|---|
| — | DSCT-81000 | One-Station Sink, Less Faucet   | Call Sales Rep for pricing | — | — | — |
| — | DSCT-82000 | Two-Station Sink, Less Faucet   | Call Sales Rep for pricing | — | — | — |
| — | DSCT-83000 | Three-Station Sink, Less Faucet | Call Sales Rep for pricing | — | — | — |
| — | DSCT-84000 | Four-Station Sink, Less Faucet  | Call Sales Rep for pricing | — | — | — |

**Designer Series Countertop Options**

Mounting Options

|     |                            |                            |   |   |   |
|-----|----------------------------|----------------------------|---|---|---|
| AB  | Angle Brackets             | Call Sales Rep for pricing | — | — | — |
| ENC | Angled Stainless Enclosure | Call Sales Rep for pricing | — | — | — |



**DSVR-82000**



**DSCT-82000**

| Code Number | Product Number | Description | List Price \$ | MAPP Price \$ | Est. Wt. (lbs.) | UPC Code |
|-------------|----------------|-------------|---------------|---------------|-----------------|----------|
|-------------|----------------|-------------|---------------|---------------|-----------------|----------|

**SloanStone® Quartz Molded Electronic Lavatory Gradient**

The Quartz Molded Electronic Lavatory Gradient Sink is available in 3 colors and 2 sizes. Pricing below is for the sink deck. Pairs great with Sloan faucets and soap dispensers.

|   |            |                               |          |   |   |   |
|---|------------|-------------------------------|----------|---|---|---|
| — | QSGR-81000 | One-Station Sink, Less Faucet | 3,213.00 | — | — | — |
| — | QSGR-82000 | Two-Station Sink, Less Faucet | 7,752.00 | — | — | — |

**QSGR Options**

Mounting Options

|     |  |   |          |   |   |   |
|-----|--|---|----------|---|---|---|
| AB  |  | Angle Brackets for One-Station Sink             | 338.64   | — | — | — |
|     |  | Angle Brackets for Two-Station Sink             | 568.14   | — | — | — |
| ENC |  | Angled Stainless Enclosure for One-Station Sink | 1,016.94 | — | — | — |
|     |  | Angled Stainless Enclosure for Two-Station Sink | 1,639.14 | — | — | — |

**Quartz Molded Electronic Lavatory Arrowhead**

The Quartz Molded Electronic Lavatory Arrowhead Sink is available in 3 colors and 2 sizes. Pricing below is for the sink deck. Pairs great with Sloan faucets and soap dispensers.

|   |           |                               |          |   |   |   |
|---|-----------|-------------------------------|----------|---|---|---|
| — | QSA-81000 | One-Station Sink, Less Faucet | 3,213.00 | — | — | — |
| — | QSA-82000 | Two-Station Sink, Less Faucet | 7,752.00 | — | — | — |

**OSGR Arrowhead Options**

Mounting Options

|     |  |   |          |   |   |   |
|-----|--|---|----------|---|---|---|
| AB  |  | Angle Brackets for One-Station Sink             | 338.64   | — | — | — |
|     |  | Angle Brackets for Two-Station Sink             | 568.14   | — | — | — |
| ENC |  | Angled Stainless Enclosure for One-Station Sink | 1,016.94 | — | — | — |
|     |  | Angled Stainless Enclosure for Two-Station Sink | 1,639.14 | — | — | — |

| Code Number | Product Number | Description | List Price \$ | MAPP Price \$ | Est. Wt. (lbs.) | UPC Code |
|-------------|----------------|-------------|---------------|---------------|-----------------|----------|
|-------------|----------------|-------------|---------------|---------------|-----------------|----------|

**SloanStone® Electronic Lavatory Gradient (ELGR Series)**

The Electronic Lavatory Gradient Sink is available in 25 colors and 4 sizes. Pricing below is for the sink deck. Pairs great with Sloan faucets and soap dispensers.

|   |            |                                 |          |   |   |   |
|---|------------|---------------------------------|----------|---|---|---|
| — | ELGR-81000 | One-Station Sink, Less Faucet   | 1,521.17 | — | — | — |
| — | ELGR-82000 | Two-Station Sink, Less Faucet   | 3,691.91 | — | — | — |
| — | ELGR-83000 | Three-Station Sink, Less Faucet | 4,853.67 | — | — | — |
| — | ELGR-84000 | Four-Station Sink, Less Faucet  | 6,554.62 | — | — | — |

**ELGR Options**

Mounting Options

|     |   |          |   |   |   |
|-----|---|----------|---|---|---|
| AB  | Angle Brackets for One-Station Sink               | 338.81   | — | — | — |
|     | Angle Brackets for Two-Station Sink               | 568.06   | — | — | — |
|     | Angle Brackets for Three-Station Sink             | 799.50   | — | — | — |
|     | Angle Brackets for Four-Station Sink              | 1,029.89 | — | — | — |
| ENC | Angled Stainless Enclosure for One-Station Sink   | 1,017.30 | — | — | — |
|     | Angled Stainless Enclosure for Two-Station Sink   | 1,639.62 | — | — | — |
|     | Angled Stainless Enclosure for Three-Station Sink | 2,141.04 | — | — | — |
|     | Angled Stainless Enclosure for Four-Station Sink  | 2,642.46 | — | — | — |

**SloanStone® Electronic Lavatory Gradient (ELA Series)**

SloanStone® Electronic Lavatory Arrowhead (ELA Series) The Electronic Lavatory Arrowhead Sink is available in 25 colors and 4 sizes. Pricing below is for the sink deck. Pairs great with Sloan faucets and soap dispensers

|   |           |                                |          |   |   |   |
|---|-----------|--------------------------------|----------|---|---|---|
| — | ELA-81000 | One-Station, Less Faucet       | 1,567.47 | — | — | — |
| — | ELA-82000 | Two-Station Lavatory System    | 3,806.10 | — | — | — |
| — | ELA-83000 | Three-Station Lavatory System  | 4,986.06 | — | — | — |
| — | ELA-84000 | Four-Station Sink, Less Faucet | 6,733.16 | — | — | — |


**ELA Options**

Mounting Options

|    |                                       |          |   |   |   |
|----|---------------------------------------|----------|---|---|---|
| AB | Angle Brackets for One-Station Sink   | 338.81   | — | — | — |
|    | Angle Brackets for Two-Station Sink   | 568.06   | — | — | — |
|    | Angle Brackets for Three-Station Sink | 799.50   | — | — | — |
|    | Angle Brackets for Four-Station Sink  | 1,029.89 | — | — | — |



ELA-81000



ELGR-82000



| Code Number | Product Number | Description | List Price \$ | MAPP Price \$ | Est. Wt. (lbs.) | UPC Code |
|-------------|----------------|-------------|---------------|---------------|-----------------|----------|
|-------------|----------------|-------------|---------------|---------------|-----------------|----------|

**Electronic Lavatory Round Front (ELRF Series)**

SloanStone® Electronic Lavatory Round Front (ELRF Series) The Electronic Lavatory Round Front Sink is available in 25 colors and 4 sizes. Pricing below is for the sink deck. Pairs great with Sloan faucets and soap dispensers

|   |             |                                |          |   |   |   |
|---|-------------|--------------------------------|----------|---|---|---|
| — | ELRF- 81000 | One-Station, Less Faucet       | 1,567.46 | — | — | — |
| — | ELRF- 82000 | Two-Station Lavatory System    | 3,806.10 | — | — | — |
| — | ELRF- 83000 | Three-Station Lavatory System  | 4,986.06 | — | — | — |
| — | ELRF- 84000 | Four-Station Sink, Less Faucet | 6,733.16 | — | — | — |

**ELRF Options**

Mounting Options

|     |                                       |          |   |   |   |
|-----|---------------------------------------|----------|---|---|---|
| AB  | Angle Brackets for One-Station Sink   | 338.81   | — | — | — |
|     | Angle Brackets for Two-Station Sink   | 568.06   | — | — | — |
|     | Angle Brackets for Three-Station Sink | 799.50   | — | — | — |
|     | Angle Brackets for Four-Station Sink  | 1,029.89 | — | — | — |
| ENC | Enclosure for One-Station Sink        | 1,017.30 | — | — | — |
|     | Enclosure for Two-Station Sink        | 1,639.62 | — | — | — |
|     | Enclosure for Three-Station Sink      | 2,141.04 | — | — | — |
|     | Enclosure for Four-Station Sink       | 2,642.46 | — | — | — |

**Electronic Lavatory Waterfall**

SloanStone® Electronic Lavatory Waterfall (ELWF Series) The Electronic Lavatory Waterfall Sink is available in 25 colors and 3 sizes. Pricing below is for the sink deck only. Pairs great with Sloan faucets and soap dispensers

|   |             |                                |          |   |   |   |
|---|-------------|--------------------------------|----------|---|---|---|
| — | ELWF- 82000 | Two-Station Lavatory System    | 3,987.37 | — | — | — |
| — | ELWF- 83000 | Three-Station Lavatory System  | 5,223.52 | — | — | — |
| — | ELWF- 84000 | Four-Station Sink, Less Faucet | 7,053.82 | — | — | — |

**ELWF Options**

Mounting Options

|    |                                       |          |   |   |   |
|----|---------------------------------------|----------|---|---|---|
| AB | Angle Brackets for Two-Station Sink   | 568.06   | — | — | — |
|    | Angle Brackets for Three-Station Sink | 799.50   | — | — | — |
|    | Angle Brackets for Four-Station Sink  | 1,029.89 | — | — | — |



ELRF-82000

Faucets, Soap Dispensers & Sinks  
OLP

| Code Number | Product Number | Description | List Price \$ | MAPP Price \$ | Est. Wt. (lbs.) | UPC Code |
|-------------|----------------|-------------|---------------|---------------|-----------------|----------|
|-------------|----------------|-------------|---------------|---------------|-----------------|----------|

**SloanStone® Electronic Washstation (EW Series)**

The EW Series is a sensor activated lavatory system with integrated electronic Optima® technology - BDT versions include below deck thermostatic mixing valve. -BDM version include below deck manual mixing valve.

|   |              |  |          |   |   |   |
|---|--------------|--|----------|---|---|---|
| — | EW-42000-BDT | Two-Station Lavatory System                    | 5,340.63 | — | — | — |
| — | EW-43000-BDT | Three-Station Lavatory System                  | 7,967.70 | — | — | — |
| — | EW-62000-BDM | Two-Station Lavatory System with Transformer   | 5,170.56 | — | — | — |
| — | EW-62050-BDM | Two-Station Lavatory System, Battery-Powered   | 5,170.56 | — | — | — |
| — | EW-63000-BDM | Three-Station Lavatory System with Transformer | 7,640.32 | — | — | — |
| — | EW-63050-BDM | Three-Station Lavatory System, Battery-Powered | 7,640.32 | — | — | — |
| — | EW-72000-BDT | Two-Station Lavatory System                    | 5,751.48 | — | — | — |
| — | EW-73000-BDT | Three-Station Lavatory System                  | 9,122.65 | — | — | — |

**EW Options**

|                              |   |  |        |   |   |   |
|------------------------------|---|--|--------|---|---|---|
| JVC (40000 Series Only)      | Juvenile Height                                 |  |        |   |   |   |
| MSD (EW-42000 Only)          | Manual Soap Dispenser                           |  | 334.70 | — | — | — |
| MSD (EW-43000 Only)          | Manual Soap Dispenser                           |  | 581.53 | — | — | — |
| MSD (62000/62050/72000 Only) | Manual Soap Dispenser                           |  | 278.93 | — | — | — |
| MSD (63000/63050/73000 Only) | Manual Soap Dispenser                           |  | 557.86 | — | — | — |
| FC (62000/62050/72000 Only)  | Manual Soap Dispenser with Lid Mounted Fill Cap |  | 278.93 | — | — | — |
| FC (63000/63050/73000 Only)  | Manual Soap Dispenser with Lid Mounted Fill Cap |  | 557.86 | — | — | — |
| FM (40000 Series Only)       | Floor Mount                                     |  | 387.70 | — | — | — |

**SloanStone® Electronic Wash Fountain (EWF Series)**

The EWF Series is a sensor activated lavatory system with integrated electronic Optima® technology. Below Deck Thermostatic Mixing Valve standard.

|   |           |                                  |           |   |   |   |
|---|-----------|----------------------------------|-----------|---|---|---|
| — | EWF-42000 | Two-Station Lavatory-Corner Unit | 8,572.27  | — | — | — |
| — | EWF-43000 | Three-Station Lavatory           | 9,349.45  | — | — | — |
| — | EWF-44000 | Four-Station Lavatory            | 10,073.78 | — | — | — |

**EWF Options**

|                |                       |  |        |   |   |   |
|----------------|-----------------------|--|--------|---|---|---|
| MSD (EW-42000) | Manual Soap Dispenser |  | 447.63 | — | — | — |
| MSD (EW-43000) | Manual Soap Dispenser |  | 560.62 | — | — | — |
| MSD (EW-44000) | Manual Soap Dispenser |  | 612.22 | — | — | — |
| FM             | Floor Mount           |  | 312.02 | — | — | — |



**EWF-43000**

| Code Number | Product Number | Description | List Price \$ | MAPP Price \$ | Est. Wt. (lbs.) | UPC Code |
|-------------|----------------|-------------|---------------|---------------|-----------------|----------|
|-------------|----------------|-------------|---------------|---------------|-----------------|----------|

**SloanStone® Electronic Lavatory Countertop (ELC Series)**

The ELC Series is solid surface deck. Pairs great with Sloan faucets and soap dispensers.

|   |           |  |          |   |   |   |
|---|-----------|--|----------|---|---|---|
| — | ELC-71000 | One-Station Lavatory, Less faucet        | 2,058.07 | — | — | — |
| — | ELC-72000 | Two-Station Lavatory, Less faucet        | 3,834.29 | — | — | — |
| — | ELC-73000 | Three-Station Lavatory, Less faucet      | 5,487.90 | — | — | — |
| — | ELC-74000 | Four-Station Lavatory, Less faucet       | 8,175.36 | — | — | — |
| — | ELC-41000 | One-Station lavatory Deck, Less faucet   | 2,466.22 | — | — | — |
| — | ELC-42000 | Two-Station Lavatory Deck, Less faucet   | 3,971.26 | — | — | — |
| — | ELC-43000 | Three-Station Lavatory Deck, Less faucet | 5,624.87 | — | — | — |
| — | ELC-44000 | Four-Station Lavatory Deck, Less faucet  | 7,634.40 | — | — | — |

**ELC Options**

|       |  |  |        |   |   |   |
|-------|--|--|--------|---|---|---|
| AB    |  | Angle Bracket/ea. (Number of Stations plus one needed) | 136.76 | — | — | — |
| FA    |  | Front Apron  | 279.09 | — | — | — |
| LS/RS |  | Left Splash/Right Splash (each)                        | 273.57 | — | — | — |

**Deluxe Electronic Lavatory Countertop (ELC Series)**

The ELC Series is solid surface deck with sloped material between sink basins to keep the sink dry and user friendly. Pairs great with Sloan faucets. Note: soap dispensers not available for this model.

|   |           |                                 |          |   |   |   |
|---|-----------|---------------------------------|----------|---|---|---|
| — | ELC-81000 | One-Station Sink, Less Faucet   | 3,197.42 | — | — | — |
| — | ELC-82000 | Two-Station Sink, Less Faucet   | 4,108.39 | — | — | — |
| — | ELC-83000 | Three-Station Sink, Less Faucet | 5,704.28 | — | — | — |

**ELC Options**

|                         |  |                                  |     |   |   |   |
|-------------------------|--|----------------------------------|-----|---|---|---|
| XCW (80000 Series Only) |  | Less Continuous Waste and P-Trap | N/C | — | — | — |
|-------------------------|--|----------------------------------|-----|---|---|---|

**SloanStone® Electronic Lavatory Sink (ELS Series)**

The ELS Series is a solid surface deck with integrated solid surface bowls. Pairs great with Sloan faucets and soap dispensers.

|   |           |  |          |   |   |   |
|---|-----------|--|----------|---|---|---|
| — | ELS-41000 | One-Station Lavatory Deck, Less faucet   | 1,784.18 | — | — | — |
| — | ELS-42000 | Two-Station Lavatory Deck, Less faucet   | 3,560.35 | — | — | — |
| — | ELS-43000 | Three-Station Lavatory Deck, Less faucet | 5,214.02 | — | — | — |
| — | ELS-44000 | Four-Station Lavatory Deck, Less faucet  | 7,293.20 | — | — | — |
| — | ELS-62000 | Two-Station Lavatory Deck, Less Faucet   | 3,287.72 | — | — | — |
| — | ELS-63000 | Three-Station Lavatory Deck, Less Faucet | 4,882.55 | — | — | — |
| — | ELS-72000 | Two-Station Lavatory Deck, Less faucet   | 3,423.54 | — | — | — |
| — | ELS-73000 | Three-Station Lavatory Deck, Less faucet | 5,077.00 | — | — | — |

**ELS Options**

|                             |  |   |        |   |   |   |
|-----------------------------|--|---|--------|---|---|---|
| JVC (40000 Series Only)     |  | Juvenile Height                                 | N/C    | — | — | — |
| FM (40000 Series Only)      |  | Floor Mount                                     | 479.39 | — | — | — |
| FC (62000/62050/72000 Only) |  | Manual Soap Dispenser with Lid Mounted Fill Cap | 303.64 | — | — | — |
| FC (63000/63050/73000 Only) |  | Manual Soap Dispenser with Lid Mounted Fill Cap | 566.38 | — | — | — |



ELS-62000



ELC-81000

| Code Number | Product Number | Description | List Price \$ | MAPP Price \$ | Est. Wt. (lbs.) | UPC Code |
|-------------|----------------|-------------|---------------|---------------|-----------------|----------|
|-------------|----------------|-------------|---------------|---------------|-----------------|----------|

### Optima® Sensor-Activated Hand Washing Sinks

Includes stainless steel handwashing sink, p-trap and z-bar mounting clip. Pairs great with Sloan sensor-activated faucets.

|         |                 |   |          |          |       |              |
|---------|-----------------|---|----------|----------|-------|--------------|
| 3850057 | EHS-1000 1 Hole | Stainless hand washing sink for single hole faucet (Faucet price not included)                  | 3,640.85 | 2,366.55 | 40.00 | 671254146891 |
| 3851204 | EHS-1000 3 Hole | Stainless hand washing sink for three hole faucet with 8" centerset (Faucet price not included) | 3,640.85 | 2,366.55 | 40.00 | 67125443265  |

### Optima® Single Station Sensor-Activated Scrub Sinks

Include one scrub sink, Sloan Optima® sensor-activated deck mounted surgical bend faucets with flow controlling spray head (laminar or shower spray), self-adaptive sensor, two 24 VAC plug-in transformer, beehive strainers, P-trap and Z-bar mounting clip.

|         |                |  |           |           |        |             |
|---------|----------------|--|-----------|-----------|--------|-------------|
| 3850004 | ESS-2100-C     | Optima® Sensor Scrub Sinks – (6)       | 14,538.15 | 9,449.80  | 200.00 | 67125413655 |
| 3850005 | ESS-2100-H     | Optima® Sensor Scrub Sinks – (8)       | 14,538.15 | 9,449.80  | 200.00 | 67125413656 |
| 3850006 | ESS-2100-C-BDT | Optima® Sensor Scrub Sinks – (6), (13) | 15,616.35 | 10,150.63 | 200.00 | 67125413657 |
| 3850007 | ESS-2100-H-BDT | Optima® Sensor Scrub Sinks – (8), (13) | 15,616.35 | 10,150.63 | 200.00 | 67125413658 |
| 3850008 | ESS-2100-C-ADM | Optima® Sensor Scrub Sinks – (6), (11) | 14,888.75 | 9,677.69  | 200.00 | 67125413659 |
| 3850009 | ESS-2100-H-ADM | Optima® Sensor Scrub Sinks – (8), (11) | 14,888.75 | 9,677.69  | 200.00 | 67125413660 |

### Optima® Double-Station Sensor-Activated Scrub Sinks

Include scrub sink, two Sloan Optima® sensor-activated deck mounted surgical bend faucets with flow controlling spray head (laminar or shower spray), self-adaptive sensor, two 24 VAC plug-in transformers, beehive strainers, P-trap and Z-bar mounting clip.

|         |                |  |           |           |        |             |
|---------|----------------|--|-----------|-----------|--------|-------------|
| 3850016 | ESS-2200-C     | Optima® Sensor Scrub Sinks – (6)       | 19,259.55 | 12,518.71 | 300.00 | 67125413667 |
| 3850017 | ESS-2200-H     | Optima® Sensor Scrub Sinks – (8)       | 19,259.55 | 12,518.71 | 300.00 | 67125413668 |
| 3850018 | ESS-2200-C-BDT | Optima® Sensor Scrub Sinks – (6), (13) | 19,927.55 | 12,952.91 | 300.00 | 67125413669 |
| 3850019 | ESS-2200-H-BDT | Optima® Sensor Scrub Sinks – (8), (13) | 19,927.55 | 12,952.91 | 300.00 | 67125413670 |
| 3850020 | ESS-2200-C-ADM | Optima® Sensor Scrub Sinks – (6), (11) | 19,961.00 | 12,974.65 | 300.00 | 67125413671 |
| 3850021 | ESS-2200-H-ADM | Optima® Sensor Scrub Sinks – (8), (11) | 19,961.00 | 12,974.65 | 300.00 | 67125413672 |



ESS-2100-C



ESS-2200-H



EHS-1080

\*\*Contact Your Local Sloan Representative

(1) Bak Chek (2) Box Transformer "B" (3) Plug-In Transformer "P" (4) Less Transformer "LT" (5) 0.5 gpm/1.9 Lpm Multi-Lam Spray Head (6) 2.2 gpm/8.3 Lpm Laminar Spray Head (7) Surgical Bend Spout "S" (8) Shower Head Spray 2.2 gpm/8.3 Lpm "H" (9) 4" Trim Plate (10) 8" Trim Plate (11) Above Deck Mixing Valve – MIX-110-AA Trim Plate "ADM" (12) Below Deck Mixing Valve – MIX-60-A "BDM" (13) Below Deck Thermostatic Mixing Valve – MIX-135-A "BDT" (14) Integral Temperature Control Spout Mixer "ISM" (15) Drain Pop Up "DPU" (16) Optima i.q.®-cliq button "IC" (17) 1.5 gpm/5.7 Lpm Aerator (18) 2.2 gpm/8.3 Lpm Aerated Spray Head (19) Above Deck Thermostatic Mixing Valve – MIX-139 "ADT"

Pricing subject to change without notice. For most current pricing, refer to online price sheets at [www.sloan.com](http://www.sloan.com)

| Code Number | Product Number | Description | List Price \$ | MAPP Price \$ | Est. Wt. (lbs.) | UPC Code |
|-------------|----------------|-------------|---------------|---------------|-----------------|----------|
|-------------|----------------|-------------|---------------|---------------|-----------------|----------|

**Optima® Triple-Station Sensor-Activated Scrub Sinks**

Include scrub sinks, three Sloan Optima® sensor-activated deck mounted surgical bend faucets with flow controlling spray head (laminar or shower spray), self-adaptive sensor, two 24 VAC plug-in transformers, beehive strainers, P-trap and Z-bar mounting clip.

|         |                |  |           |           |        |             |
|---------|----------------|--|-----------|-----------|--------|-------------|
| 3850028 | ESS-2300-C     | Optima® Sensor Scrub Sinks – (6)       | 24,629.40 | 16,009.11 | 350.00 | 67125413679 |
| 3850029 | ESS-2300-H     | Optima® Sensor Scrub Sinks – (8)       | 24,629.40 | 16,009.11 | 350.00 | 67125413680 |
| 3850030 | ESS-2300-C-BDT | Optima® Sensor Scrub Sinks – (6), (13) | 25,497.80 | 16,573.57 | 350.00 | 67125413681 |
| 3850031 | ESS-2300-H-BDT | Optima® Sensor Scrub Sinks – (8), (13) | 25,497.80 | 16,573.57 | 350.00 | 67125413682 |
| 3850032 | ESS-2300-C-ADM | Optima® Sensor Scrub Sinks – (6), (11) | 25,681.35 | 16,692.88 | 350.00 | 67125413683 |
| 3850033 | ESS-2300-H-ADM | Optima® Sensor Scrub Sinks – (8), (11) | 25,681.35 | 16,692.88 | 350.00 | 67125413684 |

**Optima® Deluxe Single-Station Sensor-Activated Scrub Sinks**

Includes scrub sinks, single Sloan Optima® sensor-activated deck mounted surgical bend faucets with flow controlling spray head (laminar or shower spray), self-adaptive sensor, knee activated soap dispenser, three 24 VAC plug-in transformer, beehive strainer, P-trap and Z-bar mounting clip.

|         |                |  |           |           |        |             |
|---------|----------------|--|-----------|-----------|--------|-------------|
| 3850201 | ESS-3100-C     | Optima® Sensor Scrub Sinks – (6)       | 21,007.10 | 13,654.62 | 299.00 | 67125425056 |
| 3850202 | ESS-3100-H     | Optima® Sensor Scrub Sinks – (8)       | 21,007.10 | 13,654.62 | 299.00 | 67125425057 |
| 3850203 | ESS-3100-C-BDT | Optima® Sensor Scrub Sinks – (6), (13) | 21,461.00 | 13,949.65 | 299.00 | 67125425058 |
| 3850204 | ESS-3100-H-BDT | Optima® Sensor Scrub Sinks – (8), (13) | 21,461.00 | 13,949.65 | 311.00 | 67125425059 |
| 3850205 | ESS-3100-C-ADM | Optima® Sensor Scrub Sinks – (6), (11) | 21,339.35 | 13,870.58 | 299.00 | 67125425060 |
| 3850206 | ESS-3100-H-ADM | Optima® Sensor Scrub Sinks – (8), (11) | 23,124.55 | 15,030.96 | 299.00 | 67125425061 |

**Optima® Deluxe Double-Station Sensor-Activated Scrub Sinks**

Includes scrub sinks, two Sloan Optima® sensor-activated deck mounted surgical bend faucets with flow controlling spray head (laminar or shower spray), self-adaptive sensors, knee activated soap dispenser, three (2) 24 VAC plug-in transformers, beehive strainer, P-trap and Z-bar mounting clip.

|         |                |  |           |           |        |             |
|---------|----------------|--|-----------|-----------|--------|-------------|
| 3850211 | ESS-3200-C     | Optima® Sensor Scrub Sinks – (6)       | 28,050.50 | 18,232.83 | 340.00 | 67125425043 |
| 3850213 | ESS-3200-C-BDT | Optima® Sensor Scrub Sinks – (6), (13) | 28,987.65 | 18,841.97 | 340.00 | 67125425045 |
| 3850214 | ESS-3200-H-BDT | Optima® Sensor Scrub Sinks – (8), (13) | 28,987.65 | 18,841.97 | 358.00 | 67125425046 |
| 3850215 | ESS-3200-C-ADM | Optima® Sensor Scrub Sinks – (6), (11) | 29,138.15 | 18,939.80 | 340.00 | 67125425047 |
| 3850216 | ESS-3200-H-ADM | Optima® Sensor Scrub Sinks – (8), (11) | 29,138.15 | 18,939.80 | 358.00 | 67125425048 |

**Optima® Deluxe Triple-Station Sensor-Activated Scrub Sinks**

Includes scrub sink, three Sloan Optima® sensor-activated deck mounted surgical bend faucets with flow controlling spray head (laminar or shower spray), self-adaptive sensors, knee activated soap dispenser, three (3) 24 VAC plug-in transformer, beehive strainer, P-trap and Z-bar mounting clip.

|         |                |  |           |           |        |             |
|---------|----------------|--|-----------|-----------|--------|-------------|
| 3850221 | ESS-3300-C     | Optima® Sensor Scrub Sinks – (6)       | 34,848.55 | 22,651.56 | 410.00 | 67125425072 |
| 3850222 | ESS-3300-H     | Optima® Sensor Scrub Sinks – (8)       | 34,848.55 | 22,651.56 | 390.00 | 67125425074 |
| 3850223 | ESS-3300-C-BDT | Optima® Sensor Scrub Sinks – (6), (13) | 35,785.20 | 23,260.38 | 415.00 | 67125425075 |
| 3850224 | ESS-3300-H-BDT | Optima® Sensor Scrub Sinks – (8), (13) | 35,785.20 | 23,260.38 | 390.00 | 67125425076 |
| 3850225 | ESS-3300-C-ADM | Optima® Sensor Scrub Sinks – (6), (11) | 36,478.75 | 23,711.19 | 390.00 | 67125425077 |



ESS-2300



ESS-3100

\*\*Contact Your Local Sloan Representative

(1) Bak Chek (2) Box Transformer "B" (3) Plug-In Transformer "P" (4) Less Transformer "LT" (5) 0.5 gpm/1.9 Lpm Multi-Lam Spray Head (6) 2.2 gpm/8.3 Lpm Laminar Spray Head (7) Surgical Bend Spout "S" (8) Shower Head Spray 2.2 gpm/8.3 Lpm "H" (9) 4" Trim Plate (10) 8" Trim Plate (11) Above Deck Mixing Valve – MIX-110-AA Trim Plate "ADM" (12) Below Deck Mixing Valve – MIX-60-A "BDM" (13) Below Deck Thermostatic Mixing Valve – MIX-135-A "BDT" (14) Integral Temperature Control Spout Mixer "ISM" (15) Drain Pop Up "DPU" (16) Optima i.q.®-cliq button "IC" (17) 1.5 gpm/5.7 Lpm Aerator (18) 2.2 gpm/8.3 Lpm Aerated Spray Head (19) Above Deck Thermostatic Mixing Valve – MIX-139 "ADT"

Pricing subject to change without notice. For most current pricing, refer to online price sheets at [www.sloan.com](http://www.sloan.com)

| Code Number | Product Number | Description | List Price \$ | MAPP Price \$ | Est. Wt. (lbs.) | UPC Code |
|-------------|----------------|-------------|---------------|---------------|-----------------|----------|
|-------------|----------------|-------------|---------------|---------------|-----------------|----------|

### Mobile Handwash Stations

Enable more convenient handwashing options for your facility with the new Sloan Mobile Handwashing Station. Our latest touch-free innovation can be placed anywhere in the building, bringing hand hygiene beyond the restroom.

|         |  |  |           |          |       |             |
|---------|--|--|-----------|----------|-------|-------------|
| 3830000 | MH-1000 MOBILE HAND HYG 1 ST SS          | Stainless Deck Mobile Handwash Station                     | 6,745.05  | 4,699.95 | 45.00 | 67125449953 |
| 3830001 | MH-1050 MOBILE HAND HYG 1 ST SS W/HEAT   | Stainless Deck Mobile Handwash Station w/ Heater           | 7,244.65  | 5,048.06 | 45.00 | 67125449954 |
| 3830002 | MH-2000 MOBILE HAND HYG 1 ST COR SIL GRY | Corian Deck Mobile Handwash Station                        | 9,618.05  | 6,701.81 | 45.00 | 67125449955 |
| 3830003 | MH-3000 MOBILE HAND HYG 1 ST SS TANK     | Stainless Deck Mobile Handwash Station - Outdoor           | 10,368.05 | 7,224.41 | 45.00 | 67125449956 |
| 3830004 | MH-3050 MBL HAND HYG 1 ST SS W/HEAT TANK | Stainless Deck Mobile Handwash Station w/ Heater - Outdoor | 11,116.80 | 7,746.15 | 45.00 | 67125449958 |

### Sloan XLERATOR

The Sloan XLERATOR is a high-speed, energy-efficient hand dryer. All units have heat and speed controls. Available with or without HEPA Filter.

|         |                    |                               |          |          |       |              |
|---------|--------------------|-------------------------------|----------|----------|-------|--------------|
| 3366101 | EHD 501 Hand Dryer | CP ECO 110-120V 4.3-4.5A      | 1,278.95 | 831.32   | 13.00 | 671254475601 |
| 3366102 | EHD 501 Hand Dryer | CP ECO HEPA 110-120V4.3-4.5A  | 1,711.10 | 1,112.22 | 13.00 | 671254475618 |
| 3366051 | EHD 501 Hand Dryer | CP 110-120V4.3-4.5A           | 1,345.55 | 874.61   | —     | —            |
| 3366111 | EHD 502 Hand Dryer | CP ECO 208-277V 2.0-2.2A      | 1,278.95 | 831.32   | 13.00 | 671254475700 |
| 3366112 | EHD 502 Hand Dryer | CP ECO HEPA 208-277V 2.0-2.2A | 1,711.10 | 1,112.22 | 13.00 | 671254475717 |

### Sloan Hand Dryer Accessories

|         |                                      |  |        |        |       |              |
|---------|--------------------------------------|--|--------|--------|-------|--------------|
| 3366134 | Xchanger combo kit - ADA             |  | 687.35 | 446.78 | 17.00 | 671254479203 |
| 3366135 | Xchanger combo kit - Standard Height |  | 687.35 | 446.78 | 17.00 | 671254479241 |
| 3366139 | ADA Recess Kit                       |  | 309.35 | 201.08 | 11.00 | 671254479319 |
| 3366141 | HEPA Retrofit Kit                    |  | 257.80 | 167.57 | 2.00  | 671254479333 |
| 3366138 | Wall Guard Brushed Nickel            |  | 343.70 | 223.41 | 11.00 | 671254479296 |
| 3366137 | Wall Guard Matte Black               |  | 206.20 | 134.03 | 4.00  | 671254479289 |
| 3366136 | Wall Guard Matte White               |  | 206.20 | 134.03 | 4.00  | 671254479272 |
| 3366132 | HEPA Filter                          |  | 171.85 | 111.70 | 13.00 | 671254476110 |
| 3366140 | Prefilter                            |  | 43.00  | 27.95  | 0.50  | 671254479326 |
| 3366133 | 1.1N Nozzle                          |  | 17.20  | 11.18  | 0.50  | 671254479197 |



EHD-501



EHD-701



MH-2000

| Code Number | Product Number | Description | List Price \$ | MAPP Price \$ | Est. Wt. (lbs.) | UPC Code |
|-------------|----------------|-------------|---------------|---------------|-----------------|----------|
|-------------|----------------|-------------|---------------|---------------|-----------------|----------|

**UPPERCUT® Exposed Dual-Flush Water Closet flushometers**

Premium flushometer PERMEX® synthetic rubber diaphragm w/dual-filtered fixed by-pass diaphragm, ADA antimicrobial handle with triple seal packaging, vandal resistant stop cap, vacuum breaker flush connection & sweat kit with cast set screw wall flange as standard. Non-hold-open, no external volume adjustment. Fixed volume accuracy w/CID technology. Lifting handle UP initiates reduced flush (1.1 gpf/4.2 Lpf), eliminating liquid and paper waste, pushing handle DOWN initiates full flush (1.6 gpf/6.0 Lpf), eliminating solid waste and paper waste.

|         |         |                              |        |        |      |              |
|---------|---------|------------------------------|--------|--------|------|--------------|
| 3720000 | WES-111 | 11-1/2" Rough In             | 314.90 | 204.69 | 7.50 | 671254315327 |
| 3720200 | WES-113 | 16" Rough In                 | 323.45 | 210.24 | 7.70 | 671254345768 |
| 3729500 | WES-114 | 34-1/2" Rough In             | 358.40 | 232.96 | 9.20 | 671254348813 |
| 3720300 | WES-115 | 24" Rough In                 | 340.65 | 221.42 | 9.00 | 671254315334 |
| 3720400 | WES-116 | 27" Rough In                 | 343.25 | 223.11 | 8.90 | 671254349131 |
| 3720330 | WES-120 | 11-1/2" Rough In, Back Inlet | 385.75 | 250.74 | 7.90 | 671254371477 |

**ROYAL® Exposed Water Closet flushometers**

Premium flushometer includes dual-filtered fixed by-pass diaphragm, ADA handle with triple seal packaging, vandal resistant stop cap, vacuum breaker flush connection & sweat kit with cast set screw wall flange as standard. Non-hold-open, no external volume adjustment. Fixed volume accuracy w/CID technology.

|          |                   |                               |        |        |      |              |
|----------|-------------------|-------------------------------|--------|--------|------|--------------|
| 3910002  | ROYAL 100         | 11-1/2" Rough In              | 263.75 | 171.44 | 7.50 | 671254061170 |
| 3910100  | ROYAL 100 H       | 11-1/2" Rough In              | 334.10 | 217.17 | 7.50 | 671254218550 |
| 3910165  | ROYAL 100 HL3     | 11-1/2" Rough In              | 360.75 | 234.49 | 7.50 | 671254209398 |
| 3910017  | ROYAL 100-1.6     | 11-1/2" Rough In              | 263.75 | 171.44 | 7.30 | 671254061200 |
| 3010100  | ROYAL 110 3.5     | 11-1/2" Rough In              | 263.75 | 171.44 | 7.30 | 671254018167 |
| 3010128  | ROYAL 110 H       | 11-1/2" Rough In              | 334.10 | 217.17 | 7.70 | 671254018365 |
| 3010130  | ROYAL 110 HL3     | 11-1/2" Rough In              | 360.85 | 234.55 | 8.50 | 671254018389 |
| 3010131  | ROYAL 110 HL3 YO  | 11-1/2" Rough In              | 360.85 | 234.55 | 8.50 | 671254018396 |
| 3010120  | ROYAL 110 SG      | 11-1/2" Rough In              | 369.25 | 240.01 | 7.09 | 671254339835 |
| 3010107  | ROYAL 110 YG      | 11-1/2" Rough In              | 323.25 | 210.11 | 7.30 | 671254018204 |
| 3010109  | ROYAL 110 YO      | 11-1/2" Rough In              | 263.75 | 171.44 | 7.30 | 671254018228 |
| 3010000  | ROYAL 111-1.6     | 11-1/2" Rough In              | 263.75 | 171.44 | 7.30 | 671254046191 |
| 3910168  | ROYAL 111-1.28    | 11-1/2" Rough In              | 263.75 | 171.44 | 7.30 | 671254209794 |
| 3910269  | ROYAL 111-1.1     | 11-1/2" Rough In              | 263.75 | 171.44 | 7.30 | 671254429772 |
| 30100011 | ROYAL 111-1.1 SG  | 11-1/2" Rough In              | 317.05 | 206.08 | 7.20 | 671254584785 |
| 30100012 | ROYAL 111-1.1 CV  | 11-1/2" Rough In              | 303.45 | 197.24 | 7.10 | 671254584808 |
| 3910289  | ROYAL 111-1.28 CV | 11-1/2" Rough In              | 303.45 | 197.24 | 7.30 | 671254494435 |
| 3910480  | ROYAL 111-1.28    | 11-1/2" Rough In w/ 2" offset | 319.65 | 207.77 | 6.90 | 671254505599 |
| 3010028  | ROYAL 111 H       | 11-1/2" Rough In              | 334.10 | 217.17 | 7.70 | 671254018075 |
| 3010030  | ROYAL 111 HL3     | 11-1/2" Rough In              | 309.75 | 201.34 | 8.50 | 671254018082 |
| 3010031  | ROYAL 111 HL3 YO  | 11-1/2" Rough In              | 360.85 | 234.55 | 8.50 | 671254018099 |
| 3010025  | ROYAL 111 SG      | 11-1/2" Rough In              | 317.05 | 206.08 | 7.20 | 671254339743 |
| 3910051  | ROYAL 111 SG TP   | 11-1/2" Rough In              | 458.15 | 297.80 | 7.65 | 671254348035 |
| 3010007  | ROYAL 111 YG      | 11-1/2" Rough In              | 277.50 | 180.38 | 7.30 | 671254017979 |
| 3010009  | ROYAL 111 YO      | 11-1/2" Rough In              | 263.75 | 171.44 | 7.30 | 671254017986 |
| 3010075  | ROYAL 111 CV      | 11-1/2" Rough In              | 303.45 | 197.24 | 7.30 | 671254494428 |
| 3010246  | ROYAL 112         | 11-1/2" Rough In              | 282.60 | 183.69 | 8.30 | 671254131811 |
| 3910243  | ROYAL 112 XD      | 11-1/2" Rough In              | 252.25 | 163.96 | 6.00 | 671254134799 |
| 3910235  | ROYAL 112-1.6     | 11-1/2" Rough In              | 282.60 | 183.69 | 8.30 | 671254142787 |
| 3910244  | ROYAL 112-1.6 XD  | 11-1/2" Rough In              | 252.25 | 163.96 | 6.40 | 671254134805 |
| 3010200  | ROYAL 113         | 16" Rough In                  | 270.10 | 175.57 | 8.10 | 671254018631 |
| 3910270  | ROYAL 113-1.6     | 16" Rough In                  | 270.10 | 175.57 | 8.10 | 671254062238 |



WES-111



WES-115



ROYAL 113



ROYAL 111

\*\*Contact Your Local Sloan Representative

Pricing subject to change without notice. For most current pricing, refer to online price sheets at [www.sloan.com](http://www.sloan.com)

| Code Number | Product Number   | Description                  | List Price \$ | MAPP Price \$ | Est. Wt. (lbs.) | UPC Code     |
|-------------|------------------|------------------------------|---------------|---------------|-----------------|--------------|
| 3910250     | ROYAL 113-1.28   | 16" Rough In                 | 270.10        | 175.57        | 7.30            | 671254219724 |
| 3019500     | ROYAL 114        | 34-1/2" Rough In             | 300.00        | 195.00        | 9.80            | 671254034280 |
| 3019526     | ROYAL 114-1.6    | 34-1/2" Rough In             | 300.00        | 195.00        | 9.80            | 671254114340 |
| 3010300     | ROYAL 115        | 24" Rough In                 | 282.60        | 183.69        | 8.80            | 671254018938 |
| 3010330     | ROYAL 115 HL3    | 24" Rough In                 | 383.00        | 248.95        | 9.20            | 671254019126 |
| 3010313     | ROYAL 115 SG     | 24" Rough In                 | 390.20        | 253.63        | 8.21            | 671254339903 |
| 3010326     | ROYAL 115-1.6    | 24" Rough In                 | 282.60        | 183.69        | 8.80            | 671254019089 |
| 3910336     | ROYAL 115-1.6 SG | 24" Rough In                 | 390.20        | 253.63        | 8.20            | 671254339927 |
| 3910335     | ROYAL 115-1.28   | 24" Rough In                 | 282.60        | 183.69        | 8.33            | 671254219731 |
| 3010400     | ROYAL 116        | 27" Rough In                 | 287.45        | 186.84        | 8.70            | 671254019270 |
| 3010426     | ROYAL 116-1.6    | 27" Rough In                 | 287.45        | 186.84        | 8.70            | 671254117778 |
| 3010455     | ROYAL 116-1.28   | 27" Rough In                 | 287.45        | 186.84        | 8.70            | 671254383425 |
| 3010800     | ROYAL 120        | 11-1/2" Rough In, Back Inlet | 286.90        | 186.49        | 8.80            | 671254020139 |
| 3010802     | ROYAL 120 U      | 11-1/2" Rough In, Back Inlet | 334.30        | 217.30        | 8.60            | 671254020146 |
| 3010807     | ROYAL 120 YG     | 11-1/2" Rough In, Back Inlet | 350.30        | 227.70        | 8.70            | 671254020160 |
| 3010809     | ROYAL 120 YO     | 11-1/2" Rough In, Back Inlet | 334.30        | 217.30        | 8.70            | 671254020177 |
| 3010826     | ROYAL 120-1.6    | 11-1/2" Rough In, Back Inlet | 286.90        | 186.49        | 8.80            | 671254112414 |
| 3010900     | ROYAL 121        | 16" Rough In, Back Inlet     | 293.30        | 190.65        | 9.10            | 671254020429 |
| 3011000     | ROYAL 122        | 24" Rough In, Back Inlet     | 356.55        | 231.76        | 9.80            | 671254020597 |
| 3011026     | ROYAL 122-1.6    | 24" Rough In, Back Inlet     | 306.00        | 198.90        | 8.10            | 671254214347 |

**ROYAL® Exposed Urinal flushometers**

Premium flushometer includes dual-filtered fixed by-pass diaphragm, ADA handle with triple seal packaging, vandal resistant stop cap, vacuum breaker flush connection & sweat kit with cast set screw wall flange as standard. Non-hold-open, no external volume adjustment. Fixed volume accuracy w/CID technology.

|         |                   |                  |        |        |      |              |
|---------|-------------------|------------------|--------|--------|------|--------------|
| 3012428 | ROYAL 180 H       | 11-1/2" Rough In | 334.10 | 217.17 | 7.60 | 671254205109 |
| 3012415 | ROYAL 180 SG      | 11-1/2" Rough In | 369.25 | 240.01 | 7.01 | 671254339880 |
| 3012401 | ROYAL 180 T       | 11-1/2" Rough In | 263.75 | 171.44 | 7.50 | 671254024939 |
| 3012400 | ROYAL 180 3.5     | 11-1/2" Rough In | 263.75 | 171.44 | 7.50 | 671254024922 |
| 3012426 | ROYAL 180-1.5     | 11-1/2" Rough In | 263.75 | 171.44 | 7.50 | 671254109247 |
| 3912455 | ROYAL 180-1.5 SG  | 11-1/2" Rough In | 369.25 | 240.01 | 7.10 | 671254339897 |
| 3012436 | ROYAL 180-1       | 11-1/2" Rough In | 263.75 | 171.44 | 7.40 | 671254117266 |
| 3912430 | ROYAL 180-1 SG    | 11-1/2" Rough In | 369.25 | 240.01 | 7.07 | 671254339873 |
| 3012500 | ROYAL 181         | 15" Rough In     | 268.45 | 174.49 | 7.60 | 671254025172 |
| 3012600 | ROYAL 186         | 11-1/2" Rough In | 263.75 | 171.44 | 7.40 | 671254025332 |
| 3012628 | ROYAL 186 H       | 11-1/2" Rough In | 334.10 | 217.17 | 8.90 | 671254025448 |
| 3012610 | ROYAL 186 SG      | 11-1/2" Rough In | 369.25 | 240.01 | 7.00 | 671254339842 |
| 3012602 | ROYAL 186 U       | 11-1/2" Rough In | 307.30 | 199.75 | 9.00 | 671254025356 |
| 3012636 | ROYAL 186-1       | 11-1/2" Rough In | 263.75 | 171.44 | 7.40 | 671254116139 |
| 3912665 | ROYAL 186-1 H     | 11-1/2" Rough In | 334.10 | 217.17 | 8.90 | 671254128767 |
| 3912663 | ROYAL 186-1 HL3   | 11-1/2" Rough In | 360.85 | 234.55 | 9.90 | 671254048324 |
| 3012655 | ROYAL 186-1 CV    | 11-1/2" Rough In | 303.45 | 197.24 | 6.90 | 671254494473 |
| 3912635 | ROYAL 186-1 SG    | 11-1/2" Rough In | 317.05 | 206.08 | 6.90 | 671254339859 |
| 3912697 | ROYAL 186-0.5     | 11-1/2" Rough In | 263.75 | 171.44 | 6.90 | 671254130579 |
| 3912764 | ROYAL 186-0.5 CV  | 11-1/2" Rough In | 303.45 | 197.24 | 6.90 | 671254494466 |
| 3912629 | ROYAL 186-0.5 SG  | 11-1/2" Rough In | 317.05 | 206.08 | 6.90 | 671254339866 |
| 3912648 | ROYAL 186-0.25    | 11-1/2" Rough In | 263.75 | 171.44 | 7.40 | 671254346741 |
| 3912763 | ROYAL 186-0.25 CV | 11-1/2" Rough In | 303.45 | 197.24 | 6.90 | 671254494459 |



ROYAL 115



ROYAL 120



ROYAL 180



ROYAL 186

\*\*Contact Your Local Sloan Representative

Pricing subject to change without notice. For most current pricing, refer to online price sheets at [www.sloan.com](http://www.sloan.com)



| Code Number | Product Number     | Description      | List Price \$ | MAPP Price \$ | Est. Wt. (lbs.) | UPC Code     |
|-------------|--------------------|------------------|---------------|---------------|-----------------|--------------|
| 3912633     | ROYAL 186-0.125    | 11-1/2" Rough In | 263.75        | 171.44        | 7.40            | 671254345744 |
| 3912762     | ROYAL 186-0.125 CV | 11-1/2" Rough In | 303.45        | 197.24        | 6.90            | 671254494442 |
| 3912504     | ROYAL 188 XD       | 11-1/2" Rough In | 252.25        | 163.96        | 5.70            | 671254144118 |

#### ROYAL Reclaimed Water Flushometers

Premium flushometer designed for reclaimed water. Features new upgraded sweat solder kit, premium dual bypass diaphragm and wall sign. Purple parts help communicate use of reclaimed water. Purple handle optional (PH).

|          |                       |                  |        |        |      |              |
|----------|-----------------------|------------------|--------|--------|------|--------------|
| 3010080  | ROYAL 111-1.28 RW     | 11-1/2" Rough In | 290.15 | 188.60 | 7.30 | 671254428324 |
| 3010082  | ROYAL 111-1.28 RW PH  | 11-1/2" Rough In | 295.45 | 192.04 | 7.30 | 671254428331 |
| 3010083  | ROYAL 111 RW          | 11-1/2" Rough In | 290.15 | 188.60 | 6.81 | 671254463790 |
| 30103001 | ROYAL 115-1.28 RW     | 24" Rough In     | 324.75 | 211.09 | 8.33 | 671254584587 |
| 3012672  | ROYAL 186-0.125 RW    | 11-1/2" Rough In | 290.15 | 188.60 | 7.30 | 671254428416 |
| 3012678  | ROYAL 186-0.125 RW PH | 11-1/2" Rough In | 295.45 | 192.04 | 7.30 | 671254433502 |
| 3012671  | ROYAL 186-0.25 RW     | 11-1/2" Rough In | 290.15 | 188.60 | 7.30 | 671254428409 |
| 3012677  | ROYAL 186-0.25 RW PH  | 11-1/2" Rough In | 295.45 | 192.04 | 7.30 | 671254433496 |
| 3012670  | ROYAL 186-0.5 RW      | 11-1/2" Rough In | 290.15 | 188.60 | 7.30 | 671254428393 |
| 3012676  | ROYAL 186-0.5 RW PH   | 11-1/2" Rough In | 295.45 | 192.04 | 7.30 | 671254433472 |

#### ROYAL® Service Sink flushometers (6.5 gpf cycle)

Premium flushometer includes dual-filtered fixed by-pass diaphragm, ADA handle with triple seal packaging, vandal resistant stop cap, vacuum breaker flush connection & sweat kit with cast set screw wall flange as standard. Non-hold-open, no external volume adjustment. Fixed volume accuracy w/CID technology.

|         |                |               |        |        |      |              |
|---------|----------------|---------------|--------|--------|------|--------------|
| 3010500 | ROYAL 117      |               | 282.60 | 183.69 | 8.70 | 671254019515 |
| 3010528 | ROYAL 117 H    |               | 305.70 | 198.71 | 9.00 | 671254019669 |
| 3010532 | ROYAL 117 HO   | 1" Offset     | 351.70 | 228.61 | 9.00 | 671254019690 |
| 3010533 | ROYAL 117 HO   | 1-1/2" Offset | 351.70 | 228.61 | 9.20 | 671254019706 |
| 3010503 | ROYAL 117 O    | 1" Offset     | 328.80 | 213.72 | 9.00 | 671254019539 |
| 3010505 | ROYAL 117 O    | 1-1/2" Offset | 328.80 | 213.72 | 9.20 | 671254019546 |
| 3010530 | ROYAL 117 HL3  |               | 328.80 | 213.72 | 9.30 | 671254019683 |
| 3010525 | ROYAL 117 H SG |               | 360.40 | 234.26 | 8.20 | 671254348110 |

#### ROYAL® Exposed Eastern Style Water Closet flushometers

Premium flushometer includes dual-filtered fixed by-pass diaphragm, ADA handle with triple seal packaging, vandal resistant stop cap, vacuum breaker flush connection & sweat kit with cast set screw wall flange as standard. Non-hold-open, no external volume adjustment. Fixed volume accuracy w/CID technology.

|         |               |                 |        |        |      |              |
|---------|---------------|-----------------|--------|--------|------|--------------|
| 3910156 | ROYAL 136     |                 | 402.20 | 261.43 | 8.60 | 671254144071 |
| 3910169 | ROYAL 136-1.6 |                 | 345.20 | 224.38 | 8.60 | 671254228955 |
| 3910802 | ROYAL 137     |                 | 351.35 | 228.38 | 8.60 | 671254122079 |
| 3910829 | ROYAL 137-2.4 |                 | 409.35 | 266.08 | 8.60 | 671254217874 |
| 3910808 | ROYAL 137-1.6 |                 | 351.35 | 228.38 | 8.60 | 671254235359 |
| 3910823 | ROYAL 137-1.6 | w/F109 40" BEND | 360.70 | 234.46 | 9.00 | 671254145986 |
| 3910825 | ROYAL 137-1.6 | w/F109 48" BEND | 441.85 | 287.20 | 9.80 | 671254146006 |

#### ROYAL® Concealed Eastern Style Water Closet flushometers

Premium flushometer includes dual-filtered fixed by-pass diaphragm, ADA handle with triple seal packaging, vandal resistant stop cap, vacuum breaker flush connection & sweat kit with cast set screw wall flange as standard. Non-hold-open, no external volume adjustment. Fixed volume accuracy w/CID technology.

|         |               |              |        |        |       |              |
|---------|---------------|--------------|--------|--------|-------|--------------|
| 3911905 | ROYAL 139     | 6-3/4" LDIM  | 400.15 | 260.10 | 8.50  | 671254223103 |
| 3911874 | ROYAL 139     | 8-3/4" LDIM  | 482.90 | 313.89 | 9.00  | 671254209619 |
| 3911906 | ROYAL 139     | 10-3/4" LDIM | 499.65 | 324.77 | 10.20 | 671254223110 |
| 3911824 | ROYAL 139-2.4 | 5-3/4" LDIM  | 458.00 | 297.70 | 7.50  | 671254147201 |
| 3911921 | ROYAL 139-1.6 | 3-3/4" LDIM  | 441.40 | 286.91 | 9.00  | 671254232983 |



ROYAL 117



ROYAL 136



ROYAL 137



ROYAL 139

\*\*Contact Your Local Sloan Representative

Pricing subject to change without notice. For most current pricing, refer to online price sheets at [www.sloan.com](http://www.sloan.com)

| Code Number  | Product Number | Description  | List Price \$ | MAPP Price \$ | Est. Wt. (lbs.) | UPC Code     |
|--|----------------|--------------|---------------|---------------|-----------------|--------------|
| <b>ROYAL® Concealed Water Closet flushometers</b>  |                |              |               |               |                 |              |
| Premium flushometer includes dual-filtered fixed by-pass diaphragm, ADA handle with triple seal packaging, vandal resistant stop cap, vacuum breaker flush connection & sweat kit with cast set screw wall flange as standard. Non-hold-open, no external volume adjustment. Fixed volume Accuracy w/CID technology. |                |              |               |               |                 |              |
| 3011110  | ROYAL 140      | 3-3/4" LDIM  | 386.40        | 251.16        | 10.20           | 671254020733 |
| 3011120  | ROYAL 140      | 4-3/4" LDIM  | 458.60        | 298.09        | 10.50           | 671254020795 |
| 3011140  | ROYAL 140      | 6-3/4" LDIM  | 407.85        | 265.10        | 11.20           | 671254020894 |
| 3011150  | ROYAL 140      | 7-3/4" LDIM  | 483.60        | 314.34        | 11.60           | 671254020955 |
| 3011160  | ROYAL 140      | 8-3/4" LDIM  | 422.25        | 274.46        | 11.90           | 671254021013 |
| 3011180  | ROYAL 140      | 10-3/4" LDIM | 436.45        | 283.69        | 12.50           | 671254021129 |
| 3011190  | ROYAL 140      | 11-3/4" LDIM | 516.90        | 335.99        | 12.90           | 671254021181 |
| 3911112  | ROYAL 140-1.6  | 2-3/4" LDIM  | 441.85        | 287.20        | 10.00           | 671254129672 |
| 3911121  | ROYAL 140-1.6  | 10-3/4" LDIM | 436.45        | 283.69        | 12.50           | 671254147997 |
| 3911148  | ROYAL 140-1.28 | 10-3/4" LDIM | 443.60        | 288.34        | 10.00           | 671254368408 |
| 3011200  | ROYAL 142      | 2-3/4" LDIM  | 440.65        | 286.42        | 10.00           | 671254212732 |
| 3011210  | ROYAL 142      | 3-3/4" LDIM  | 521.85        | 339.20        | 10.50           | 671254021228 |
| 3011220  | ROYAL 142      | 4-3/4" LDIM  | 530.10        | 344.57        | 11.70           | 671254021280 |
| 3011240  | ROYAL 142      | 6-3/4" LDIM  | 546.80        | 355.42        | 12.00           | 671254021372 |
| 3011250  | ROYAL 142      | 7-3/4" LDIM  | 555.10        | 360.82        | 12.50           | 671254021433 |
| 3011260  | ROYAL 142      | 8-3/4" LDIM  | 563.40        | 366.21        | 12.50           | 671254021495 |
| 3011280  | ROYAL 142      | 10-3/4" LDIM | 580.10        | 377.07        | 13.00           | 671254021600 |
| 3911201  | ROYAL 142-1.6  | 3-3/4" LDIM  | 521.85        | 339.20        | 10.50           | 671254112407 |
| 3911205  | ROYAL 142-1.6  | 4-3/4" LDIM  | 530.10        | 344.57        | 11.70           | 671254113992 |
| 3911344  | ROYAL 142-1.6  | 6-3/4" LDIM  | 546.80        | 355.42        | 12.00           | 671254065079 |
| 3911202  | ROYAL 142-1.6  | 8-3/4" LDIM  | 563.40        | 366.21        | 12.50           | 671254112391 |
| 3911228  | ROYAL 142-1.6  | 9-3/4" LDIM  | 571.75        | 371.64        | 12.70           | 671254147089 |
| 3911203  | ROYAL 142-1.6  | 10-3/4" LDIM | 497.85        | 323.60        | 13.00           | 671254112421 |
| 3911248  | ROYAL 142-1.28 | 5-3/4" LDIM  | 538.40        | 349.96        | 10.50           | 671254401754 |
| 3011300  | ROYAL 143      | 2-3/4" LDIM  | 335.30        | 217.95        | 9.50            | 671254021709 |
| 3011310  | ROYAL 143      | 3-3/4" LDIM  | 342.35        | 222.53        | 9.50            | 671254021716 |
| 3011320  | ROYAL 143      | 4-3/4" LDIM  | 407.15        | 264.65        | 10.00           | 671254021778 |
| 3011330  | ROYAL 143      | 5-3/4" LDIM  | 415.65        | 270.17        | 10.50           | 671254021839 |
| 3011340  | ROYAL 143      | 6-3/4" LDIM  | 363.90        | 236.54        | 11.00           | 671254021891 |
| 3011350  | ROYAL 143      | 7-3/4" LDIM  | 432.30        | 281.00        | 11.40           | 671254021952 |
| 3011360  | ROYAL 143      | 8-3/4" LDIM  | 378.15        | 245.80        | 11.70           | 671254022010 |
| 3011370  | ROYAL 143      | 9-3/4" LDIM  | 449.00        | 291.85        | 12.20           | 671254022072 |
| 3011380  | ROYAL 143      | 10-3/4" LDIM | 392.55        | 255.16        | 12.50           | 671254022133 |
| 3011390  | ROYAL 143      | 11-3/4" LDIM | 465.55        | 302.61        | 12.90           | 671254022195 |
| 3911307  | ROYAL 143      | 12-3/4" LDIM | 473.85        | 308.00        | 13.40           | 671254078772 |
| 3911314  | ROYAL 143-1.6  | 3-3/4" LDIM  | 398.90        | 259.29        | 11.50           | 671254114272 |
| 3911301  | ROYAL 143-1.6  | 4-3/4" LDIM  | 407.15        | 264.65        | 10.00           | 671254112438 |
| 3911304  | ROYAL 143-1.6  | 6-3/4" LDIM  | 363.90        | 236.54        | 11.00           | 671254112445 |
| 3911323  | ROYAL 143-1.6  | 7-3/4" LDIM  | 432.30        | 281.00        | 11.40           | 671254201354 |
| 3910932  | ROYAL 143-1.6  | 8-3/4" LDIM  | 378.15        | 245.80        | 11.70           | 671254076082 |
| 3911328  | ROYAL 143-1.6  | 9-3/4" LDIM  | 449.00        | 291.85        | 12.20           | 671254208711 |
| 3811300  | ROYAL 143-1.6  | 10-3/4" LDIM | 392.55        | 255.16        | 12.50           | 671254110922 |



ROYAL 140



ROYAL 142



ROYAL 143

\*\*Contact Your Local Sloan Representative

Pricing subject to change without notice. For most current pricing, refer to online price sheets at [www.sloan.com](http://www.sloan.com)

| Code Number | Product Number | Description  | List Price \$ | MAPP Price \$ | Est. Wt. (lbs.) | UPC Code     |
|-------------|----------------|--------------|---------------|---------------|-----------------|--------------|
| 3011394     | ROYAL 143-1.28 | 10-3/4" LDIM | 392.55        | 255.16        | 11.50           | 671254388611 |
| 3911463     | ROYAL 143-1.28 | 3-3/4 LDIM   | 342.35        | 222.53        | 10.25           | 671254388703 |
| 3911334     | ROYAL 143-1.28 | 8-3/4 LDIM   | 378.15        | 245.80        | 11.00           | 671254219748 |
| 3911462     | ROYAL 143-1.28 | 12-3/4 LDIM  | 473.85        | 308.00        | 12.00           | 671254387416 |
| 3011400     | ROYAL 144      | 2-3/4" LDIM  | 386.70        | 251.36        | 9.50            | 671254206601 |
| 3011410     | ROYAL 144      | 3-3/4" LDIM  | 395.05        | 256.78        | 9.50            | 671254022263 |
| 3011420     | ROYAL 144      | 4-3/4" LDIM  | 403.40        | 262.21        | 10.00           | 671254022324 |
| 3011440     | ROYAL 144      | 6-3/4" LDIM  | 420.00        | 273.00        | 11.30           | 671254022447 |
| 3011450     | ROYAL 144      | 7-3/4" LDIM  | 428.35        | 278.43        | 11.50           | 671254022508 |
| 3011460     | ROYAL 144      | 8-3/4" LDIM  | 374.75        | 243.59        | 11.60           | 671254022553 |
| 3011480     | ROYAL 144      | 10-3/4" LDIM | 453.45        | 294.74        | 13.00           | 671254022676 |
| 3911411     | ROYAL 144      | 12-3/4" LDIM | 470.00        | 305.50        | 14.00           | 671254079298 |
| 3911432     | ROYAL 144-1.6  | 2-3/4" LDIM  | 331.85        | 215.70        | 9.50            | 671254207745 |
| 3910924     | ROYAL 144-1.6  | 3-3/4" LDIM  | 339.10        | 220.42        | 9.50            | 671254107892 |
| 3811400     | ROYAL 144-1.6  | 6-3/4" LDIM  | 420.00        | 273.00        | 11.30           | 671254109933 |
| 3811402     | ROYAL 144-1.6  | 7-3/4" LDIM  | 428.35        | 278.43        | 11.50           | 671254110915 |
| 3911368     | ROYAL 144-1.6  | 8-3/4" LDIM  | 436.70        | 283.86        | 11.60           | 671254065246 |
| 3911403     | ROYAL 144-1.6  | 9-3/4" LDIM  | 445.10        | 289.32        | 11.90           | 671254113978 |
| 3911429     | ROYAL 144-1.6  | 10-3/4" LDIM | 453.40        | 294.71        | 13.00           | 671254146969 |
| 3911417     | ROYAL 144-1.6  | 12-3/4" LDIM | 470.00        | 305.50        | 14.00           | 671254214002 |
| 3911467     | ROYAL 144-1.28 | 10-3/4" LDIM | 453.45        | 294.74        | 13.00           | 671254396845 |
| 3011500     | ROYAL 150      | 2-3/4" LDIM  | 298.90        | 194.29        | 5.70            | 671254022782 |
| 3011510     | ROYAL 150      | 3-3/4" LDIM  | 307.30        | 199.75        | 6.30            | 671254022799 |
| 3011520     | ROYAL 150      | 4-3/4" LDIM  | 315.70        | 205.21        | 6.90            | 671254022836 |
| 3011540     | ROYAL 150      | 6-3/4" LDIM  | 332.35        | 216.03        | 8.10            | 671254022898 |
| 3011560     | ROYAL 150      | 8-3/4" LDIM  | 349.00        | 226.85        | 9.30            | 671254022966 |
| 3919315     | ROYAL 150      | 9-3/4" LDIM  | 390.00        | 253.50        | 9.30            | 671254488311 |
| 3011580     | ROYAL 150      | 10-3/4" LDIM | 365.65        | 237.67        | 10.70           | 671254023031 |
| 3011590     | ROYAL 150      | 11-3/4" LDIM | 374.00        | 243.10        | 11.40           | 671254023079 |
| 3911558     | ROYAL 150-1.6  | 2-3/4" LDIM  | 298.90        | 194.29        | 5.70            | 671254214385 |
| 3911694     | ROYAL 150-1.6  | 3-3/4" LDIM  | 307.30        | 199.75        | 6.30            | 671254109100 |
| 3911537     | ROYAL 150-1.6  | 5-3/4" LDIM  | 324.05        | 210.63        | 7.50            | 671254139473 |
| 3911535     | ROYAL 150-1.6  | 6-3/4" LDIM  | 285.20        | 185.38        | 8.10            | 671254130890 |
| 3911520     | ROYAL 150-1.6  | 10-3/4" LDIM | 313.80        | 203.97        | 10.70           | 671254121140 |
| 3011600     | ROYAL 152      | 2-3/4" LDIM  | 270.80        | 176.02        | 7.20            | 671254023109 |
| 3011610     | ROYAL 152      | 3-3/4" LDIM  | 278.05        | 180.73        | 7.80            | 671254023130 |
| 3011620     | ROYAL 152      | 4-3/4" LDIM  | 285.15        | 185.35        | 8.40            | 671254023192 |
| 3011630     | ROYAL 152      | 5-3/4" LDIM  | 340.60        | 221.39        | 9.00            | 671254023246 |
| 3011640     | ROYAL 152      | 6-3/4" LDIM  | 299.50        | 194.68        | 9.60            | 671254023284 |
| 3011650     | ROYAL 152      | 7-3/4" LDIM  | 306.55        | 199.26        | 10.20           | 671254023338 |
| 3011660     | ROYAL 152      | 8-3/4" LDIM  | 313.75        | 203.94        | 10.80           | 671254023383 |
| 3011670     | ROYAL 152      | 9-3/4" LDIM  | 320.85        | 208.55        | 11.40           | 671254023437 |
| 3011680     | ROYAL 152      | 10-3/4" LDIM | 328.05        | 213.23        | 12.20           | 671254023482 |
| 3011690     | ROYAL 152      | 11-3/4" LDIM | 335.30        | 217.95        | 12.80           | 671254023536 |
| 3911622     | ROYAL 152      | 12-3/4" LDIM | 342.35        | 222.53        | 13.40           | 671254081215 |



ROYAL 144



ROYAL 150

\*\*Contact Your Local Sloan Representative

Pricing subject to change without notice. For most current pricing, refer to online price sheets at [www.sloan.com](http://www.sloan.com)

| Code Number | Product Number | Description  | List Price \$ | MAPP Price \$ | Est. Wt. (lbs.) | UPC Code     |
|-------------|----------------|--------------|---------------|---------------|-----------------|--------------|
| 3911644     | ROYAL 152-1.6  | 2-3/4" LDIM  | 315.65        | 205.17        | 7.20            | 671254114289 |
| 3911728     | ROYAL 152-1.6  | 3-3/4" LDIM  | 278.05        | 180.73        | 7.80            | 671254122765 |
| 3911633     | ROYAL 152-1.6  | 4-3/4" LDIM  | 285.15        | 185.35        | 8.40            | 671254113961 |
| 3911641     | ROYAL 152-1.6  | 5-3/4" LDIM  | 292.30        | 190.00        | 9.00            | 671254114296 |
| 3911936     | ROYAL 152-1.6  | 6-3/4" LDIM  | 299.50        | 194.68        | 9.60            | 671254047471 |
| 3911759     | ROYAL 152-1.6  | 7-3/4" LDIM  | 306.55        | 199.26        | 10.20           | 671254206663 |
| 3911670     | ROYAL 152-1.6  | 8-3/4" LDIM  | 313.75        | 203.94        | 10.80           | 671254047211 |
| 3911621     | ROYAL 152-1.6  | 9-3/4" LDIM  | 320.85        | 208.55        | 11.40           | 671254206618 |
| 3911634     | ROYAL 152-1.6  | 10-3/4" LDIM | 328.05        | 213.23        | 12.20           | 671254113947 |
| 3911917     | ROYAL 152-1.6  | 11-3/4" LDIM | 390.65        | 253.92        | 12.80           | 671254110526 |
| 3911796     | ROYAL 152-1.6  | 12-3/4" LDIM | 342.35        | 222.53        | 13.40           | 671254134751 |
| 3919342     | ROYAL 152-1.28 | 12-3/4 LDIM  | 398.90        | 259.29        | 11.44           | 671254409477 |
| 3919366     | ROYAL 152-1.28 | 11-3/4 LDIM  | 390.65        | 253.92        | 11.16           | 671254401686 |
| 3919365     | ROYAL 152-1.28 | 10-3/4" LDIM | 328.05        | 213.23        | 12.20           | 671254381230 |
| 3911897     | ROYAL 152-1.28 | 8 3/4 LDIM   | 313.75        | 203.94        | 10.80           | 671254219755 |
| 3919387     | ROYAL 152-1.28 | 7-3/4 LDIM   | 357.15        | 232.15        | 9.95            | 671254389953 |
| 3911485     | ROYAL 152-1.28 | 6-3/4 LDIM   | 299.50        | 194.68        | 9.65            | 671254433410 |
| 3919386     | ROYAL 152-1.28 | 3 3/4 LDIM   | 323.90        | 210.54        | 7.80            | 671254388352 |
| 3911916     | ROYAL 153      | 3-3/4" LDIM  | 458.85        | 298.25        | 7.60            | 671254110601 |
| 3911836     | ROYAL 153      | 4-3/4" LDIM  | 467.15        | 303.65        | 8.20            | 671254201149 |
| 3911830     | ROYAL 153      | 6-3/4" LDIM  | 415.40        | 270.01        | 9.40            | 671254148154 |
| 3911805     | ROYAL 153      | 8-3/4" LDIM  | 500.55        | 325.36        | 10.60           | 671254141919 |
| 3911792     | ROYAL 153      | 10-3/4" LDIM | 517.20        | 336.18        | 12.00           | 671254134249 |
| 3911878     | ROYAL 153-1.6  | 3-3/4" LDIM  | 458.85        | 298.25        | 7.60            | 671254210783 |
| 3911875     | ROYAL 153-1.6  | 4-3/4" LDIM  | 467.15        | 303.65        | 8.20            | 671254210189 |
| 3911849     | ROYAL 153-1.6  | 6-3/4" LDIM  | 483.95        | 314.57        | 9.40            | 671254205369 |
| 3911841     | ROYAL 153-1.6  | 7-3/4" LDIM  | 492.30        | 320.00        | 10.30           | 671254206939 |
| 3911655     | ROYAL 153-1.6  | 8-3/4" LDIM  | 429.60        | 279.24        | 10.90           | 671254065734 |
| 3911848     | ROYAL 153-1.6  | 10-3/4" LDIM | 444.00        | 288.60        | 12.70           | 671254203693 |
| 3911877     | ROYAL 153-1.28 | 3 3/4 LDIM   | 393.75        | 255.94        | 10.28           | 671254354821 |
| 3011726     | ROYAL 154      | 2-3/4" LDIM  | 373.45        | 242.74        | 7.30            | 671254206519 |
| 3011710     | ROYAL 154      | 3-3/4" LDIM  | 381.70        | 248.11        | 7.90            | 671254023581 |
| 3011720     | ROYAL 154      | 4-3/4" LDIM  | 334.75        | 217.59        | 8.50            | 671254023635 |
| 3011740     | ROYAL 154      | 6-3/4" LDIM  | 406.80        | 264.42        | 9.70            | 671254023710 |
| 3011760     | ROYAL 154      | 8-3/4" LDIM  | 423.45        | 275.24        | 10.90           | 671254023802 |
| 3011780     | ROYAL 154      | 10-3/4" LDIM | 440.20        | 286.13        | 12.30           | 671254023895 |
| 3011790     | ROYAL 154      | 11-3/4" LDIM | 448.50        | 291.53        | 12.90           | 671254023949 |
| 3911829     | ROYAL 154      | 12-3/4" LDIM | 456.80        | 296.92        | 13.50           | 671254147942 |
| 3911703     | ROYAL 154-1.6  | 3-3/4" LDIM  | 381.70        | 248.11        | 7.90            | 671254114302 |
| 3911701     | ROYAL 154-1.6  | 5-3/4" LDIM  | 398.45        | 258.99        | 9.10            | 671254113930 |
| 3911825     | ROYAL 154-1.6  | 6-3/4" LDIM  | 406.80        | 264.42        | 9.70            | 671254147218 |
| 3911795     | ROYAL 154-1.6  | 7-3/4" LDIM  | 415.15        | 269.85        | 10.30           | 671254134652 |
| 3911700     | ROYAL 154-1.6  | 8-3/4" LDIM  | 423.45        | 275.24        | 10.90           | 671254209015 |
| 3911702     | ROYAL 154-1.6  | 10-3/4" LDIM | 440.20        | 286.13        | 12.30           | 671254114319 |
| 3919392     | ROYAL 154-1.28 | 6 3/4 LDIM   | 406.80        | 264.42        | 9.70            | 671254368927 |



ROYAL 152



ROYAL 153



ROYAL 154

\*\*Contact Your Local Sloan Representative

Pricing subject to change without notice. For most current pricing, refer to online price sheets at [www.sloan.com](http://www.sloan.com)

| Code Number  | Product Number | Description  | List Price \$ | MAPP Price \$ | Est. Wt. (lbs.) | UPC Code     |
|--|----------------|--------------|---------------|---------------|-----------------|--------------|
| <b>ROYAL® Concealed Urinal flushometers</b>  |                |              |               |               |                 |              |
| Premium flushometer includes dual-filtered fixed by-pass Diaphragm, ADA handle with triple seal packaging, vandal resistant stop cap, vacuum breaker flush connection & sweat kit with cast set screw wall flange as standard. Non-hold-open, no external volume adjustment. Fixed volume accuracy w/CID technology. |                |              |               |               |                 |              |
| 3013000  | ROYAL 190      | 2-3/4" LDIM  | 309.35        | 201.08        | 6.60            | 671254025998 |
| 3013010  | ROYAL 190      | 3-3/4" LDIM  | 317.65        | 206.47        | 7.20            | 671254026018 |
| 3013020  | ROYAL 190      | 4-3/4" LDIM  | 326.00        | 211.90        | 7.80            | 671254026063 |
| 3013030  | ROYAL 190      | 5-3/4" LDIM  | 334.35        | 217.33        | 8.40            | 671254026117 |
| 3013040  | ROYAL 190      | 6-3/4" LDIM  | 342.75        | 222.79        | 9.00            | 671254026162 |
| 3013050  | ROYAL 190      | 7-3/4" LDIM  | 351.00        | 228.15        | 9.60            | 671254026216 |
| 3013060  | ROYAL 190      | 8-3/4" LDIM  | 359.40        | 233.61        | 10.20           | 671254026261 |
| 3013070  | ROYAL 190      | 9-3/4" LDIM  | 367.70        | 239.01        | 10.80           | 671254026315 |
| 3013080  | ROYAL 190      | 10-3/4" LDIM | 376.00        | 244.40        | 11.40           | 671254026360 |
| 3013090  | ROYAL 190      | 11-3/4" LDIM | 384.30        | 249.80        | 12.00           | 671254026414 |
| 3913025  | ROYAL 190      | 12-3/4" LDIM | 392.70        | 255.26        | 12.60           | 671254087026 |
| 3913057  | ROYAL 190-1.5  | 6-3/4" LDIM  | 342.75        | 222.79        | 9.00            | 671254209640 |
| 3913430  | ROYAL 190-1.5  | 10-3/4" LDIM | 376.00        | 244.40        | 11.40           | 671254110779 |
| 3913043  | ROYAL 190-1    | 2-3/4" LDIM  | 309.35        | 201.08        | 6.60            | 671254133143 |
| 3913062  | ROYAL 190-1    | 3-3/4" LDIM  | 317.65        | 206.47        | 7.20            | 671254210769 |
| 3913004  | ROYAL 190-1    | 4-3/4" LDIM  | 279.85        | 181.90        | 7.80            | 671254114654 |
| 3913009  | ROYAL 190-1    | 6-3/4" LDIM  | 342.75        | 222.79        | 9.00            | 671254115910 |
| 3913435  | ROYAL 190-1    | 8-3/4" LDIM  | 359.40        | 233.61        | 10.20           | 671254109117 |
| 3913060  | ROYAL 190-1    | 9-3/4" LDIM  | 367.70        | 239.01        | 10.80           | 671254210110 |
| 3913005  | ROYAL 190-1    | 10-3/4" LDIM | 376.00        | 244.40        | 11.40           | 671254115095 |
| 3913058  | ROYAL 192      | 6-3/4" LDIM  | 500.35        | 325.23        | 8.80            | 671254087316 |
| 3913030  | ROYAL 192      | 8-3/4" LDIM  | 599.65        | 389.77        | 10.00           | 671254087064 |
| 3912927  | ROYAL 192-1    | 8-3/4" LDIM  | 599.65        | 389.77        | 10.00           | 671254206700 |
| 3013200  | ROYAL 195      | 2-3/4" LDIM  | 318.55        | 207.06        | 6.40            | 671254026711 |
| 3013210  | ROYAL 195      | 3-3/4" LDIM  | 326.90        | 212.49        | 7.00            | 671254026728 |
| 3013220  | ROYAL 195      | 4-3/4" LDIM  | 335.25        | 217.91        | 7.60            | 671254026773 |
| 3013230  | ROYAL 195      | 5-3/4 LDIM   | 343.50        | 223.28        | 8.68            | 671254298620 |
| 3013240  | ROYAL 195      | 6-3/4" LDIM  | 351.80        | 228.67        | 8.80            | 671254026872 |
| 3013250  | ROYAL 195      | 7-3/4 LDIM   | 360.20        | 234.13        | 9.40            | 671254026926 |
| 3013260  | ROYAL 195      | 8-3/4" LDIM  | 316.30        | 205.60        | 10.00           | 671254026971 |
| 3013270  | ROYAL 195      | 9-3/4 LDIM   | 376.90        | 244.99        | 9.43            | 671254027022 |
| 3013280  | ROYAL 195      | 10-3/4" LDIM | 330.65        | 214.92        | 11.20           | 671254027077 |
| 3013290  | ROYAL 195      | 11-3/4" LDIM | 393.50        | 255.78        | 11.80           | 671254027121 |
| 3913267  | ROYAL 195      | 12-3/4" LDIM | 401.90        | 261.24        | 12.40           | 671254088917 |
| 3913324  | ROYAL 195-1    | 2-3/4" LDIM  | 318.55        | 207.06        | 6.40            | 671254137790 |
| 3913234  | ROYAL 195-1    | 3-3/4" LDIM  | 326.90        | 212.49        | 7.00            | 671254118249 |
| 3913278  | ROYAL 195-1    | 4-3/4" LDIM  | 335.25        | 217.91        | 7.60            | 671254122871 |
| 3913321  | ROYAL 195-1    | 5-3/4" LDIM  | 343.50        | 223.28        | 8.20            | 671254134683 |
| 3913249  | ROYAL 195-1    | 6-3/4" LDIM  | 302.00        | 196.30        | 8.80            | 671254118850 |
| 3913334  | ROYAL 195-1    | 7-3/4" LDIM  | 360.20        | 234.13        | 9.40            | 671254146464 |
| 3913285  | ROYAL 195-1    | 8-3/4" LDIM  | 316.30        | 205.60        | 10.00           | 671254089020 |
| 3913201  | ROYAL 195-1    | 9-3/4" LDIM  | 323.50        | 210.28        | 10.60           | 671254208728 |
| 3913103  | ROYAL 195-1    | 10-3/4" LDIM | 330.65        | 214.92        | 11.20           | 671254126572 |



ROYAL 190



ROYAL 192



ROYAL 195

\*\*Contact Your Local Sloan Representative

Pricing subject to change without notice. For most current pricing, refer to online price sheets at [www.sloan.com](http://www.sloan.com)

| Code Number | Product Number  | Description  | List Price \$ | MAPP Price \$ | Est. Wt. (lbs.) | UPC Code     |
|-------------|-----------------|--------------|---------------|---------------|-----------------|--------------|
| 3913272     | ROYAL 195-1     | 11-3/4" LDIM | 393.50        | 255.78        | 11.80           | 671254121126 |
| 3913349     | ROYAL 195-1     | 12-3/4" LDIM | 401.90        | 261.24        | 12.40           | 671254214019 |
| 3913344     | ROYAL 195-1     | 13-3/4 LDIM  | 410.20        | 266.63        | 10.89           | 671254208445 |
| 3913233     | ROYAL 195-1     | 14-3/4 LDIM  | 418.50        | 272.03        | 10.94           | 671254220553 |
| 3913110     | ROYAL 195-1     | 16-3/4 LDIM  | 435.40        | 283.01        | 11.32           | 671254228511 |
| 3913210     | ROYAL 195-1     | 18-3/4 LDIM  | 452.00        | 293.80        | 11.28           | 671254300958 |
| 3913111     | ROYAL 195-0.5   | 2-3/4 LDIM   | 318.55        | 207.06        | 8.10            | 671254245747 |
| 3913238     | ROYAL 195-0.5   | 3-3/4 LDIM   | 280.60        | 182.39        | 8.23            | 671254350762 |
| 3913339     | ROYAL 195-0.5   | 4-3/4" LDIM  | 287.75        | 187.04        | 7.60            | 671254200807 |
| 3913277     | ROYAL 195-0.5   | 5-3/4 LDIM   | 294.90        | 191.69        | 8.20            | 671254414235 |
| 3913373     | ROYAL 195-0.5   | 6-3/4 LDIM   | 302.00        | 196.30        | 8.80            | 671254306448 |
| 3913380     | ROYAL 195-0.5   | 7-3/4 LDIM   | 309.25        | 201.01        | 8.97            | 671254314207 |
| 3913378     | ROYAL 195-0.5   | 8-3/4 LDIM   | 316.30        | 205.60        | 9.32            | 671254309661 |
| 3913342     | ROYAL 195-0.5   | 10-3/4" LDIM | 330.65        | 214.92        | 11.20           | 671254203327 |
| 3913264     | ROYAL 195-0.5   | 12-3/4 LDIM  | 344.85        | 224.15        | 9.91            | 671254409484 |
| 3913291     | ROYAL 195-0.125 | 3-3/4 LDIM   | 280.60        | 182.39        | 9.59            | 671254434394 |
| 30132001    | ROYAL 195-0.125 | 7-3/4 LDIM   | 360.20        | 234.13        | 9.59            | 671254597099 |
| 3913290     | ROYAL 195-0.125 | 8-3/4 LDIM   | 316.30        | 205.60        | 9.59            | 671254417311 |
| 3913289     | ROYAL 195-0.125 | 10-3/4 LDIM  | 330.65        | 214.92        | 9.59            | 671254416147 |
| 3913200     | ROYAL 197       | 8-3/4" LDIM  | 585.10        | 380.32        | 9.80            | 671254111813 |
| 3913335     | ROYAL 197-1     | 6-3/4" LDIM  | 568.45        | 369.49        | 8.60            | 671254147140 |
| 3913302     | ROYAL 197-1     | 8-3/4" LDIM  | 502.25        | 326.46        | 9.80            | 671254127968 |
| 3913224     | ROYAL 197-1     | 10-3/4" LDIM | 601.85        | 391.20        | 11.00           | 671254203686 |
| 3913319     | ROYAL 197-1     | 11-3/4" LDIM | 610.15        | 396.60        | 11.60           | 671254133280 |

**ROYAL® Prison Closet flushometers\*\***

Premium flushometer includes dual-filtered fixed by-pass diaphragm, ADA handle with triple seal packaging, vandal resistant stop cap, vacuum breaker flush connection & sweat kit with cast set screw wall flange as standard. Non-hold-open, no external volume adjustment. Fixed volume accuracy w/CID technology.

|    |           |                                  |  |  |      |   |
|----|-----------|----------------------------------|--|--|------|---|
| ** | ROYAL 601 | Concealed Valve 2 to 12-3/4 LDIM |  |  | 9.50 | — |
| ** | ROYAL 603 | Concealed Valve 2 to 12-3/4 LDIM |  |  | 9.50 | — |
| ** | ROYAL 611 | Concealed Valve 2 to 12-3/4 LDIM |  |  | 9.50 | — |

**ROYAL® Prison Urinal flushometers\*\***

|    |           |                                  |  |  |      |   |
|----|-----------|----------------------------------|--|--|------|---|
| ** | ROYAL 609 | Concealed Valve 2 to 12-3/4 LDIM |  |  | 9.00 | — |
| ** | ROYAL 613 | Concealed Valve 2 to 12-3/4 LDIM |  |  | 9.00 | — |

**ROYAL® Retrofit flushometers**

Premium flushometer includes dual-filtered fixed by-pass diaphragm, ADA handle with triple seal packaging, vandal resistant stop cap. Non-hold-open, no external volume adjustment. Fixed volume accuracy w/CID technology.

|         |       |  |        |        |      |              |
|---------|-------|--|--------|--------|------|--------------|
| 3910239 | ROYAL | Closet flushometer, Adj. Tailpiece (Body & Handle only) 3.5 gpf              | 190.60 | 123.89 | 6.50 | 671254062122 |
| 3910240 | ROYAL | Urinal flushometer, Adj. Tailpiece (Body & Handle only) 1.5 gpf              | 190.60 | 123.89 | 6.50 | 671254062139 |
| 3910233 | ROYAL | Closet flushometer, Adj. Ground Joint Tailpiece (Body & Handle only) 3.5 gpf | 242.30 | 157.50 | 6.50 | 671254073173 |
| 3912586 | ROYAL | Urinal flushometer, Adj. Ground Joint Tailpiece (Body & Handle only) 1.5 gpf | 242.30 | 157.50 | 6.50 | 671254085138 |



ROYAL 197



ROYAL 601



ROYAL 613



ROYAL 310

\*\*Contact Your Local Sloan Representative

Pricing subject to change without notice. For most current pricing, refer to online price sheets at [www.sloan.com](http://www.sloan.com)

| Code Number  | Product Number | Description | List Price \$ | MAPP Price \$ | Est. Wt. (lbs.) | UPC Code     |
|--|----------------|-------------|---------------|---------------|-----------------|--------------|
| <b>ROYAL® Exposed Pedal flushometers</b>   |                |             |               |               |                 |              |
| Premium flushometer includes dual-filtered fixed by-pass diaphragm, ADA handle with triple seal packaging, vandal resistant stop cap, vacuum breaker flush connection & sweat kit with cast set screw wall flange as standard. Non-hold-open, no external volume adjustment. Fixed volume accuracy w/CID technology. |                |             |               |               |                 |              |
| 3013500  | ROYAL 300      |             | 1,015.30      | 659.95        | 11.50           | 671254027640 |
| 3013503  | ROYAL 300-1.6  |             | 871.45        | 566.44        | 11.20           | 671254143210 |
| 3013600  | ROYAL 310      |             | 871.45        | 566.44        | 11.50           | 671254027718 |
| 3013626  | ROYAL 310-1.6  |             | 871.45        | 566.44        | 13.90           | 671254133198 |
| 3014400  | ROYAL 320      |             | 871.45        | 566.44        | 11.70           | 671254029477 |
| 3913981  | ROYAL 320-1    |             | 871.45        | 566.44        | 5.30            | 671254109230 |
| 3014200  | ROYAL 350      |             | 1,015.30      | 659.95        | 11.60           | 671254029279 |

**ROYAL® Concealed Pedal flushometers**

Premium flushometer includes dual-filtered fixed by-pass diaphragm, ADA handle with triple seal packaging, vandal resistant stop cap, vacuum breaker flush connection & sweat kit with cast set screw wall flange as standard. Non-hold-open, no external volume adjustment. Fixed volume accuracy w/CID technology.

|         |               |              |          |        |       |              |
|---------|---------------|--------------|----------|--------|-------|--------------|
| 3013710 | ROYAL 312     | 3-3/4" LDIM  | 1,028.80 | 668.72 | 10.10 | 671254027831 |
| 3013720 | ROYAL 312     | 4-3/4" LDIM  | 1,028.80 | 668.72 | 10.30 | 671254027879 |
| 3013760 | ROYAL 312     | 8-3/4" LDIM  | 1,028.80 | 668.72 | 10.90 | 671254028036 |
| 3013770 | ROYAL 312     | 9-3/4" LDIM  | 1,028.80 | 668.72 | 11.20 | 671254215412 |
| 3013780 | ROYAL 312     | 10-3/4" LDIM | 1,028.80 | 668.72 | 11.20 | 671254028111 |
| 3913702 | ROYAL 312-1.6 | 4-3/4" LDIM  | 1,028.80 | 668.72 | 10.30 | 671254211629 |
| 3013810 | ROYAL 313     | 3-3/4" LDIM  | 946.90   | 615.49 | 11.10 | 671254122321 |
| 3013840 | ROYAL 313     | 6-3/4" LDIM  | 812.75   | 528.29 | 11.70 | 671254028296 |
| 3013880 | ROYAL 313     | 10-3/4" LDIM | 946.90   | 615.49 | 12.50 | 671254028463 |
| 3013950 | ROYAL 318     | 7-3/4" LDIM  | 835.95   | 543.37 | 9.00  | 671254147225 |
| 3913950 | ROYAL 318     | 12-3/4" LDIM | 835.95   | 543.37 | 12.80 | 671254142428 |
| 3014010 | ROYAL 323     | 3-3/4" LDIM  | 946.90   | 615.49 | 11.40 | 671254028876 |
| 3014080 | ROYAL 323     | 10-3/4" LDIM | 946.90   | 615.49 | 12.80 | 671254029033 |
| 3014090 | ROYAL 323     | 11-3/4" LDIM | 946.90   | 615.49 | 12.90 | 671254201132 |
| 3014110 | ROYAL 343     | 3-3/4" LDIM  | 946.90   | 615.49 | 11.30 | 671254029088 |
| 3014140 | ROYAL 343     | 6-3/4" LDIM  | 946.90   | 615.49 | 11.80 | 671254130838 |
| 3014180 | ROYAL 343     | 10-3/4" LDIM | 946.90   | 615.49 | 12.30 | 671254029224 |
| 3014690 | ROYAL 354     | 11-3/4" LDIM | 946.90   | 615.49 | 12.70 | 671254201125 |

\*\*Contact Your Local Sloan Representative

Pricing subject to change without notice. For most current pricing, refer to online price sheets at [www.sloan.com](http://www.sloan.com)

| Code Number | Product Number | Description | List Price \$ | MAPP Price \$ | Est. Wt. (lbs.) | UPC Code |
|-------------|----------------|-------------|---------------|---------------|-----------------|----------|
|-------------|----------------|-------------|---------------|---------------|-----------------|----------|

**ROYAL® Hydraulic Water Closet flushometers**

Premium flushometer includes dual-filtered fixed by-pass diaphragm, ADA handle with triple seal packaging, vandal resistant stop cap, vacuum breaker flush connection & sweat kit with cast set screw wall flange as standard. Non-hold-open, no external volume adjustment. Fixed volume accuracy w/CID technology.

|         |                  |                              |        |        |      |              |
|---------|------------------|------------------------------|--------|--------|------|--------------|
| 3910180 | ROYAL 910        | 11-1/2" Rough In             | 457.65 | 297.47 | 8.50 | 671254061767 |
| 3910000 | ROYAL 910-1.6    | 11-1/2" Rough In             | 457.65 | 297.47 | 9.30 | 671254111943 |
| 3910498 | ROYAL 910-1.6 YO | 11-1/2" Rough In             | 533.25 | 346.61 | 9.30 | 671254063525 |
| 3910850 | ROYAL 910-1.28   | 11-1/2" Rough In             | 444.35 | 288.83 | 8.25 | 671254405677 |
| 3910526 | ROYAL 917        | For Service Sinks            | 549.95 | 357.47 | 9.00 | 671254146105 |
| 3910816 | ROYAL 920        | 11-1/2" Rough In, Back Inlet | 556.75 | 361.89 | 9.00 | 671254209343 |
| 3914838 | ROYAL 939        | 2" to 10-3/4" LDIM           | 413.10 | 268.52 | 9.90 | 671254207912 |
| 3013401 | ROYAL 940        | 2" to 8-3/4" LDIM            | 293.45 | 190.74 | 8.50 | 671254027602 |
| 3913400 | ROYAL 940-1.6    | 2" to 10-3/4" LDIM           | 293.45 | 190.74 | 9.10 | 671254117822 |
| 3916901 | ROYAL 942        | 2" to 10-3/4" LDIM           | 343.50 | 223.28 | 8.50 | 671254127425 |
| 3017901 | ROYAL 950        | 2" to 10-3/4" LDIM           | 275.00 | 178.75 | 8.00 | 671254031395 |
| 3917913 | ROYAL 950-1.6    | 2" to 10-3/4" LDIM           | 275.00 | 178.75 | 9.00 | 671254132061 |
| 3917921 | ROYAL 950-1.28   | 2" to 10-3/4" LDIM           | 275.00 | 178.75 | 9.00 | 671254396944 |
| 3014801 | ROYAL 952        | 2" to 10-3/4" LDIM           | 308.70 | 200.66 | 8.50 | 671254029958 |
| 3914806 | ROYAL 952        | 11" to 12-3/4" LDIM          | 308.70 | 200.66 | 8.70 | 671254049628 |
| 3914817 | ROYAL 952-1.6    | 2" to 10-3/4" LDIM           | 308.70 | 200.66 | 8.70 | 671254049734 |
| 3184802 | ROYAL 952-1.6    | 11" to 12-3/4" LDIM          | 308.70 | 200.66 | 8.90 | 671254135642 |
| 3914856 | ROYAL 952-1.28   | 2" to 10-3/4" LDIM           | 308.70 | 200.66 | 8.70 | 671254358805 |
| 3016901 | ROYAL 953        | 2" to 10-3/4" LDIM           | 343.50 | 223.28 | 9.70 | 671254031005 |
| 3916916 | ROYAL 953-1.6    | 2" to 10-3/4" LDIM           | 343.50 | 223.28 | 9.90 | 671254107175 |
| 3916918 | ROYAL 953-1.28   | 2" to 10-3/4" LDIM           | 343.50 | 223.28 | 9.90 | 671254389625 |
| 3019401 | ROYAL 955        | 2" to 10-3/4" LDIM           | 566.10 | 367.97 | 8.90 | 671254208414 |

Note: Hydraulic price does not include actuator, must be ordered separate.

**ROYAL® Hydraulic Urinal flushometers**

|         |                 |                     |        |        |      |              |
|---------|-----------------|---------------------|--------|--------|------|--------------|
| 3912485 | ROYAL 980       | 11-1/2" Rough In    | 533.25 | 346.61 | 8.00 | 671254047990 |
| 3912487 | ROYAL 980-1.5   | 11-1/2" Rough In    | 533.25 | 346.61 | 8.00 | 671254143234 |
| 3912693 | ROYAL 986       | 11-1/2" Rough In    | 533.25 | 346.61 | 8.00 | 671254048454 |
| 3912692 | ROYAL 986-1     | 11-1/2" Rough In    | 457.65 | 297.47 | 8.00 | 671254048447 |
| 3915401 | ROYAL 990       | 11" to 12-3/4" LDIM | 339.60 | 220.74 | 9.20 | 671254211964 |
| 3915407 | ROYAL 990-1.5   | 2" to 10-3/4" LDIM  | 339.60 | 220.74 | 9.20 | 671254106963 |
| 3915403 | ROYAL 990-1     | 2" to 10-3/4" LDIM  | 291.50 | 189.48 | 6.90 | 671254212817 |
| 3915400 | ROYAL 990-1     | 11" to 12-3/4" LDIM | 339.60 | 220.74 | 6.90 | 671254117877 |
| 3915503 | ROYAL 995       | 2" to 16-3/4" LDIM  | 331.10 | 215.22 | 7.50 | 671254112049 |
| 3915508 | ROYAL 995-1     | 2" to 10-3/4" LDIM  | 291.50 | 189.48 | 7.50 | 671254049864 |
| 3915513 | ROYAL 995-0.5   | 2" to 10-3/4" LDIM  | 291.50 | 189.48 | 7.50 | 671254203884 |
| 3915520 | ROYAL 995-0.25  | 2" to 10-3/4" LDIM  | 291.50 | 189.48 | 8.06 | 671254377981 |
| 3915522 | ROYAL 995-0.125 | 2" to 10-3/4" LDIM  | 291.50 | 189.48 | 8.06 | 671254378599 |
| 3915506 | ROYAL 997       | 2" to 10-3/4" LDIM  | 469.45 | 305.14 | 7.30 | 671254049840 |
| 3915509 | ROYAL 997-1     | 2" to 10-3/4" LDIM  | 403.00 | 261.95 | 7.30 | 671254133334 |

Note: Hydraulic price does not include actuator, must be ordered separate.



ROYAL 313



ROYAL 323



ROYAL 343



ROYAL 910

\*\*Contact Your Local Sloan Representative

Pricing subject to change without notice. For most current pricing, refer to online price sheets at [www.sloan.com](http://www.sloan.com)

Manual Products WLP



| Code Number                                 | Product Number     | Description                | List Price \$ | MAPP Price \$ | Est. Wt. (lbs.) | UPC Code     |
|---|--------------------|----------------------------|---------------|---------------|-----------------|--------------|
| <b>ROYAL® Hydraulic Prison flushometers</b> |                    |                            |               |               |                 |              |
| 3918222                                     | ROYAL 9603         |                            | 377.00        | 245.05        | 9.60            | 671254097407 |
| 3918223                                     | ROYAL 9603         | w/HY-97-A Body Assembly    | 377.00        | 245.05        | 8.50            | 671254132993 |
| 3918107                                     | ROYAL 9603-1.6     |                            | 377.00        | 245.05        | 9.60            | 671254115682 |
| 3918125                                     | ROYAL 9603-1.6     | w/HY-97-A Body Assembly    | 377.00        | 245.05        | 8.50            | 671254132986 |
| 3918221                                     | ROYAL 9603-1.28    |                            | 377.00        | 245.05        | 8.81            | 671254394834 |
| 3918285                                     | ROYAL 9603-1.28 TP | w/VBF21A Trap Primer Elbow | 532.20        | 345.93        | 8.80            | 671254505872 |
| 3918714                                     | ROYAL 9609         |                            | 371.60        | 241.54        | 9.60            | 671254098022 |
| 3918729                                     | ROYAL 9609-1.5     |                            | 433.00        | 281.45        | 9.60            | 671254143203 |
| 3918730                                     | ROYAL 9609-1       |                            | 433.00        | 281.45        | 9.60            | 671254147126 |
| 3918755                                     | ROYAL 9611         |                            | 406.25        | 264.06        | 10.20           | 671254098053 |
| 3918984                                     | ROYAL 9611-1.6     |                            | 406.25        | 264.06        | 10.20           | 671254109179 |
| 3919094                                     | ROYAL 9613-1       |                            | 380.65        | 247.42        | 9.00            | 671254146273 |
| 3919097                                     | ROYAL 9613-0.5     |                            | 380.65        | 247.42        | 7.69            | 671254298521 |

Note: Hydraulic price does not include actuator, must be ordered separate.

**ROYAL® Hydraulic Actuator**

|         |               |                                 |        |        |      |              |
|---------|---------------|---------------------------------|--------|--------|------|--------------|
| 0318093 | HY-30         | 1/4" x 48" Tubes (2 required)   | 13.80  | 8.97   | 0.01 | 671254013179 |
| 0318001 | HY-33-A FW    | Fixture Wall                    | 138.65 | 90.12  | 1.40 | 671254012950 |
| 0318049 | HY-49-A MP    | Metal Partition                 | 216.05 | 140.43 | 1.30 | 671254013131 |
| 0318078 | HY-50-A       | Hydraulic Actuator Sub-Assembly | 244.80 | 159.12 | 0.40 | 671254013162 |
| 0318072 | HY-72-A SW    | Side Wall                       | 216.05 | 140.43 | 1.70 | 671254013155 |
| 0318117 | HY-100-A MBFW | Metal Button, Fixture Wall      | 176.90 | 114.99 | 1.40 | 671254013209 |
| 0318119 | HY-108-A MBPM | Metal Button, Panel Mount       | 153.95 | 100.07 | 1.00 | 671254013216 |



ROYAL 955



ROYAL 9603



HY-30



HY-33-A

\*\*Contact Your Local Sloan Representative

Pricing subject to change without notice. For most current pricing, refer to online price sheets at [www.sloan.com](http://www.sloan.com)

| Code Number | Product Number | Description | List Price \$ | MAPP Price \$ | Est. Wt. (lbs.) | UPC Code |
|-------------|----------------|-------------|---------------|---------------|-----------------|----------|
|-------------|----------------|-------------|---------------|---------------|-----------------|----------|

**ROYAL® flushometers w/Trap Primers**

Premium flushometer includes dual-filtered fixed by-pass diaphragm, ADA handle with triple seal packaging, vandal resistant stop cap, vacuum breaker flush connection & sweat kit with cast set screw wall flange as standard. Non-hold-open, no external volume adjustment. Fixed volume accuracy w/CID technology.

|         |                   |  |        |        |      |              |
|---------|-------------------|--|--------|--------|------|--------------|
| 3010144 | ROYAL 110 TP      |  | 401.20 | 260.78 | 8.60 | 671254018457 |
| 3010044 | ROYAL 111 TP      |  | 344.35 | 223.83 | 8.60 | 671254114098 |
| 3010049 | ROYAL 111-1.28 TP |  | 344.35 | 223.83 |      | 671254026926 |
| 3010244 | ROYAL 113 TP      |  | 418.30 | 271.90 | 9.00 | 671254114081 |
| 3910575 | ROYAL 113-1.6 TP  |  | 359.05 | 233.38 | 9.00 | 671254064072 |
| 3010344 | ROYAL 115 TP      |  | 437.85 | 284.60 | 9.40 | 671254114074 |
| 3910308 | ROYAL 115-1.6 TP  |  | 437.85 | 284.60 | 9.40 | 671254115828 |
| 3010444 | ROYAL 116 TP      |  | 459.55 | 298.71 | 9.60 | 671254114067 |
| 3910469 | ROYAL 116-1.6 TP  |  | 459.55 | 298.71 | 9.60 | 671254207547 |

**Trap Primers**

|         |           |                                   |        |       |      |              |
|---------|-----------|-----------------------------------|--------|-------|------|--------------|
| 3396075 | VBF-72-A1 | 1-1/2" to 9" w/VB & Fittings      | 114.90 | 74.69 | 1.50 | 671254111851 |
| 3396076 | VBF-72-A1 | 1-1/2" to 13-1/2" w/VB & Fittings | 128.00 | 83.20 | 1.50 | 671254044036 |
| 3396077 | VBF-72-A1 | 1-1/2" to 21-1/2" w/VB & Fittings | 134.55 | 87.46 | 2.00 | 671254044043 |
| 3396078 | VBF-72-A1 | 1-1/2" to 24-1/2" w/VB & Fittings | 141.30 | 91.85 | 2.00 | 671254044050 |
| 3396071 | VBF-72-A2 | CP Trap Primer 1 1/2 X 13 1/2     | 122.70 | 79.76 | 1.32 | 671254134720 |
| 3396072 | VBF-72-A2 | CP Trap Primer 1 1/2 X 21 1/2     | 129.45 | 84.14 | 1.76 | 671254134737 |

**Flushometer Floor Drain**

|         |           |                                   |        |        |      |              |
|---------|-----------|-----------------------------------|--------|--------|------|--------------|
| 3018002 | ROYAL 110 | Floor Drain SPL, Drawing RM 14266 | 443.40 | 288.21 | 7.50 | 671254031418 |
|---------|-----------|-----------------------------------|--------|--------|------|--------------|

**UPPERCUT® Dual-Flush Bedpan Washer flushometer**

Premium flushometer PERMEX® synthetic rubber diaphragm w/dual-filtered fixed by-pass diaphragm, ADA antimicrobial handle with triple seal packaging, vandal resistant stop cap, vacuum breaker flush connection & sweat kit with cast set screw wall flange as standard. Non-hold-open, no external volume adjustment. Fixed volume accuracy w/CID technology. Lifting handle UP initiates reduced flush (1.1 gpf/4.2 Lpf), eliminating liquid and paper waste, pushing handle DOWN initiates full flush (1.6 gpf/6.0 Lpf), eliminating solid and liquid waste.

|         |                      |  |          |        |       |              |
|---------|----------------------|--|----------|--------|-------|--------------|
| 3729701 | WES BPW 1000-1.6/1.1 |  | 861.35   | 559.88 | 12.80 | 671254338302 |
| 3729702 | WES BPW 1100-1.6/1.1 |  | 861.35   | 559.88 | 12.80 | 671254351868 |
| 3729728 | WES BPW 1105-1.6/1.1 |  | 1,218.45 | 791.99 | 12.80 | 671254411838 |
| 3729700 | WES BPW 1150-1.6/1.1 |  | 914.55   | 594.46 | 12.80 | 671254331662 |

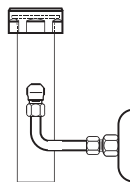
**ROYAL® Bedpan Washer flushometers**

Premium flushometer includes dual-filtered fixed by-pass diaphragm, ADA handle with triple seal packaging, vandal resistant stop cap, vacuum breaker flush connection & sweat kit with cast set screw wall flange as standard. Non-hold-open, no external volume adjustment. Fixed volume accuracy w/CID technology.

|         |                    |                    |          |        |       |              |
|---------|--------------------|--------------------|----------|--------|-------|--------------|
| 3019700 | ROYAL BPW 1000     |                    | 805.15   | 523.35 | 12.00 | 671254034464 |
| 3919649 | ROYAL BPW 1000 O   | V-600-AA 2" Offset | 851.05   | 553.18 | 14.20 | 671254051652 |
| 3019730 | ROYAL BPW 1000 HL3 |                    | 991.55   | 644.51 | 13.80 | 671254034570 |
| 3019710 | ROYAL BPW 1000 SG  | w/F-190 2" Offset  | 1,026.50 | 667.23 | 13.80 | 671254347946 |



WES BPW 1000



VBF-72-A1



WES BPW 1150

\*\*Contact Your Local Sloan Representative

Pricing subject to change without notice. For most current pricing, refer to online price sheets at [www.sloan.com](http://www.sloan.com)

| Code Number | Product Number        | Description                   | List Price \$ | MAPP Price \$ | Est. Wt. (lbs.) | UPC Code     |
|-------------|-----------------------|-------------------------------|---------------|---------------|-----------------|--------------|
| 3019706     | ROYAL BPW 1000 YA     |                               | 834.10        | 542.17        | 16.00           | 671254034471 |
| 3019708     | ROYAL BPW 1000 YI     |                               | 1,009.75      | 656.34        | 13.80           | 671254214750 |
| 3019726     | ROYAL BPW 1000-1.6    |                               | 805.15        | 523.35        | 12.90           | 671254119048 |
| 3919718     | ROYAL BPW 1000-1.6    | w/V-600-AA 2" Offset          | 851.05        | 553.18        | 11.00           | 671254121775 |
| 3919740     | ROYAL BPW 1000-1.6    | w/F-182 1-1/2" Offset         | 851.05        | 553.18        | 10.50           | 671254144347 |
| 3919749     | ROYAL BPW 1000-1.6    | w/V-600-AA 24-1/2"            | 946.05        | 614.93        | 11.30           | 671254147232 |
| 3919732     | ROYAL BPW 1000-1.6    | Less Stop                     | 926.55        | 602.26        | 12.00           | 671254204027 |
| 3919794     | ROYAL BPW 1000-1.6 SG | W/F190 2" Offset              | 1,026.50      | 667.23        | 12.00           | 671254489691 |
| 3019714     | ROYAL BPW 1000-1.28   |                               | 805.15        | 523.35        | 12.80           | 671254397750 |
| 3019800     | ROYAL BPW 1005        | w/Deoseptic Bottle            | 989.55        | 643.21        | 14.00           | 671254034648 |
| 3919806     | ROYAL BPW 1005 0      | V-600-AA 2" Offset            | 1,206.10      | 783.97        | 14.50           | 671254139411 |
| 3019865     | ROYAL BPW 1005        | Less Stop                     | 1,141.30      | 741.85        | 12.80           | 671254201439 |
| 3019801     | ROYAL BPW 1005 SG     |                               | 1,189.50      | 773.18        | 13.60           | 671254347922 |
| 3019826     | ROYAL BPW 1005-1.6    |                               | 989.55        | 643.21        | 13.50           | 671254119826 |
| 3019600     | ROYAL BPW 1010        |                               | 910.10        | 591.57        | 14.20           | 671254034426 |
| 3019618     | ROYAL BPW 1010-1.6    |                               | 910.10        | 591.57        | 14.20           | 671254204720 |
| 3019661     | ROYAL BPW 1010-1.28   |                               | 1,060.30      | 689.20        | 14.17           | 671254399938 |
| 3019900     | ROYAL BPW 1015        |                               | 1,151.30      | 748.35        | 14.60           | 671254034761 |
| 3017323     | ROYAL BPW 1020        | 4-3/4" LDIM L3 WB Push Button | 1,538.25      | 999.86        | 12.50           | 671254208735 |
| 3017312     | ROYAL BPW 1020-1.6    | 3-3/4" LDIM                   | 1,504.85      | 978.15        | 10.50           | 671254115637 |
| 3017100     | ROYAL BPW 1040        |                               | 1,369.35      | 890.08        | 18.40           | 671254031029 |
| 3017126     | ROYAL BPW 1040-1.6    |                               | 1,369.35      | 890.08        | 18.30           | 671254208537 |
| 3017200     | ROYAL BPW 1045        |                               | 1,589.80      | 1,033.37      | 16.60           | 671254207462 |
| 3019601     | ROYAL BPW 1100        |                               | 805.15        | 523.35        | 13.70           | 671254135529 |
| 3019607     | ROYAL BPW 1100-1.6    |                               | 805.15        | 523.35        | 12.00           | 671254146068 |
| 3919707     | ROYAL BPW 1100-1.6 SG |                               | 836.60        | 543.79        | 12.20           | 671254344662 |
| 3019660     | ROYAL BPW 1100-1.28   |                               | 805.15        | 523.35        | 12.80           | 671254397767 |
| 3019602     | ROYAL BPW 1105        |                               | 989.55        | 643.21        | 13.80           | 671254135536 |
| 3019605     | ROYAL BPW 1110        |                               | 931.35        | 605.38        | 10.50           | 671254135567 |
| 3019624     | ROYAL BPW 1110-1.6    |                               | 931.35        | 605.38        | 11.90           | 671254214255 |
| 3019606     | ROYAL BPW 1115        |                               | 1,341.55      | 872.01        | 10.80           | 671254135574 |
| 3019622     | ROYAL BPW 1150        |                               | 851.05        | 553.18        | 14.60           | 671254211513 |
| 3919703     | ROYAL BPW 1150        | 24-1/2" V-600-AA              | 851.05        | 553.18        | 10.50           | 671254112230 |
| 3019608     | ROYAL BPW 1150        | w/V-600-AA 21-1/2"            | 851.05        | 553.18        | 10.50           | 671254147317 |
| 3019610     | ROYAL BPW 1150-1.6    | F-31-AA 2" Offset             | 920.20        | 598.13        | 12.60           | 671254201224 |
| 3019603     | ROYAL BPW 1150-1.6    | V-600-AA 21-1/2"              | 851.05        | 553.18        | 12.20           | 671254135543 |
| 3919711     | ROYAL BPW 1150-1.6    |                               | 851.05        | 553.18        | 13.10           | 671254118546 |
| 3919709     | ROYAL BPW 1150 1.6 SG |                               | 882.55        | 573.66        | 13.10           | 671254344686 |
| 3019721     | ROYAL BPW 1150-1.28   |                               | 851.05        | 553.18        | 12.60           | 671254397774 |
| 30197001    | ROYAL BPW 1150-1.28   | W/ CV Handle                  | 918.25        | 596.86        | 12.60           | 671254538535 |
| 3919788     | ROYAL BPW 1150-1.28 0 | w/ F190 2" Offset             | 882.55        | 573.66        | 12.86           | 671254507944 |
| 3019604     | ROYAL BPW 1155        |                               | 1,035.15      | 672.85        | 13.00           | 671254135550 |



ROYAL BPW 1000



ROYAL BPW 1100



ROYAL BPW 1150



ROYAL BPW 1155

\*\*Contact Your Local Sloan Representative

Pricing subject to change without notice. For most current pricing, refer to online price sheets at [www.sloan.com](http://www.sloan.com)

| Code Number  | Product Number     | Description        | List Price \$ | MAPP Price \$ | Est. Wt. (lbs.) | UPC Code     |
|--|--------------------|--------------------|---------------|---------------|-----------------|--------------|
| <b>ROYAL® Hydraulic Bedpan Washer flushometers</b> |                    |                    |               |               |                 |              |
| 3919784  | ROYAL BPW 9000     |                    | 1,169.05      | 759.88        | 10.50           | 671254101098 |
| 3919796  | ROYAL BPW 9000     | RM 50423           | 1,362.05      | 885.33        | 14.60           | 671254051706 |
| 3919836  | ROYAL BPW 9000 0 1 | Offset L/A-164     | 1,417.35      | 921.28        | 10.80           | 671254051775 |
| 3919848  | ROYAL BPW 9000-1.6 | RM 50568           | 1,212.50      | 788.13        | 10.50           | 671254132528 |
| 3919726  | ROYAL BPW 9000-1.6 |                    | 1,169.05      | 759.88        | 10.50           | 671254201019 |
| 3019612  | ROYAL BPW 9150-1.6 | w/V-600-AA 21-1/2" | 1,346.75      | 875.39        | 13.00           | 671254201651 |

#### ROYAL® Bedpan Washer Retrofit Diverter

Premium flushometer includes dual-filtered fixed by-pass diaphragm, ADA handle with triple seal packaging, vandal resistant stop cap, vacuum breaker flush connection & sweat Kit with cast set screw wall flange as standard. Non-hold-open, no external volume adjustment. Fixed volume accuracy w/CID technology.

|         |               |                                  |        |        |      |              |
|---------|---------------|----------------------------------|--------|--------|------|--------------|
| 3309022 | ROYAL DV-100  | CP                               | 554.45 | 360.39 | 8.00 | 671254042940 |
| 3309049 | ROYAL DV-100R | CP                               | 575.10 | 373.82 | 8.00 | 671254043053 |
| 3309047 | ROYAL DV-105  | CP Deoseptic                     | 743.35 | 483.18 | 8.00 | 671254043039 |
| 3309061 | ROYAL DV-115  | CP Deoseptic ADA                 | 597.90 | 388.64 | 7.40 | 671254134065 |
| 3309062 | ROYAL DV-115R | CP Deoseptic ADA                 | 618.75 | 402.19 | 7.40 | 671254134072 |
| 3309065 | ROYAL DV-120  | CP ADA w/1-1/2" Offset           | 554.45 | 360.39 | 7.40 | 671254134102 |
| 3309066 | ROYAL DV-120R | CP ADA w/1-1/2" Offset           | 575.10 | 373.82 | 7.40 | 671254134119 |
| 3309069 | ROYAL DV-125  | CP Deoseptic ADA w/1-1/2" Offset | 791.50 | 514.48 | 7.40 | 671254134157 |
| 3309070 | ROYAL DV-125R | CP Deoseptic ADA w/1-1/2" Offset | 812.30 | 528.00 | 7.40 | 671254134164 |
| 3309051 | ROYAL DV-130  | CP w/2" Offset                   | 595.50 | 387.08 | 8.00 | 671254043077 |

#### Regal® XL Exposed Water Closet flushometers

Economy flushometer with traditional natural rubber segment diaphragm with fixed metering by-pass, ADA handle. Fixed volume accuracy w/Para-Flo technology.

|         |                       |  |        |        |      |              |
|---------|-----------------------|--|--------|--------|------|--------------|
| 3080153 | REGAL 110 XL          |  | 245.15 | 124.99 | 7.40 | 671254123410 |
| 3980122 | REGAL 110 XL U        |  | 245.15 | 159.35 | 6.31 | 671254210257 |
| 3980009 | REGAL 110 XL YO       |  | 245.15 | 159.35 | 7.23 | 671254124080 |
| 3980080 | REGAL 110 XL XYV L/FC | Flush connection not included (order separately) | 264.95 | 172.22 | 5.56 | 671254383203 |
| 3080053 | REGAL 111 XL          |  | 245.15 | 124.99 | 7.40 | 671254123403 |
| 3980100 | REGAL 111 XL U        |  | 245.15 | 159.35 | 7.23 | 671254142091 |
| 3980012 | REGAL 111 XL YO       |  | 245.15 | 159.35 | 7.28 | 671254383210 |
| 3980081 | REGAL 111 XL XYV L/FC | Flush connection not included (order separately) | 227.35 | 147.78 | 6.78 | 671254124868 |
| 3080061 | REGAL 111 XL CV       |  | 283.75 | 184.44 | 6.78 | 671254494534 |
| 3080050 | REGAL 111-1.28 XL     |  | 245.15 | 124.99 | 6.78 | 671254392410 |
| 3080062 | REGAL 111-1.28 XL CV  |  | 283.75 | 184.44 | 6.78 | 671254494541 |
| 3080253 | REGAL 113 XL          |  | 251.05 | 163.18 | 8.30 | 671254128743 |
| 3080242 | REGAL 113-1.6 XL      |  | 251.05 | 163.18 | 8.30 | 671254127227 |
| 3080353 | REGAL 115 XL          |  | 262.75 | 170.79 | 9.60 | 671254123434 |
| 3080342 | REGAL 115-1.6 XL      |  | 262.75 | 170.79 | 9.60 | 671254123427 |
| 3080250 | REGAL 113-1.28 XL     |  | 251.05 | 163.18 | 7.35 | 671254453272 |
| 3080320 | REGAL 115-1.28 XL     |  | 262.75 | 170.79 | 6.78 | 671254398382 |
| 3080453 | REGAL 116 XL          |  | 267.20 | 173.68 | 9.80 | 671254123458 |
| 3080442 | REGAL 116-1.6 XL      |  | 267.20 | 173.68 | 9.80 | 671254123441 |



ROYAL BPW 9000



ROYAL DV-100



ROYAL DV-120



ROYAL DV-125

\*\*Contact Your Local Sloan Representative

Pricing subject to change without notice. For most current pricing, refer to online price sheets at [www.sloan.com](http://www.sloan.com)

| Code Number | Product Number     | Description | List Price \$ | MAPP Price \$ | Est. Wt. (lbs.) | UPC Code     |
|-------------|--------------------|-------------|---------------|---------------|-----------------|--------------|
| 3080444     | REGAL 116-1.28 XL  |             | 267.20        | 173.68        | 7.91            | 671254486539 |
| 3080853     | REGAL 120 XL       |             | 266.50        | 173.23        | 9.00            | 671254126404 |
| 3080828     | REGAL 120-1.6 XL   |             | 266.50        | 173.23        | 9.20            | 671254208377 |
| 3081053     | REGAL 122 XL       |             | 331.25        | 215.31        | 9.60            | 671254201859 |
| 3981001     | REGAL 122-1.6 XL   |             | 331.25        | 215.31        | 8.77            | 671254245051 |
| 3088014     | REGAL 125 XL U     |             | 228.90        | 148.79        | 5.30            | 671254217515 |
| 3088012     | REGAL 125-1.6 XL U |             | 228.90        | 148.79        | 5.30            | 671254120822 |
| 3981799     | REGAL 137-1.6 XL   |             | 319.95        | 207.97        | 9.91            | 671254331815 |

#### Regal® XL Exposed Urinal flushometers

Economy flushometer with traditional natural rubber segment diaphragm with fixed metering by-pass, ADA handle. Fixed volume accuracy w/Para-Flo technology.

|          |                         |  |        |        |      |              |
|----------|-------------------------|--|--------|--------|------|--------------|
| 3082453  | REGAL 180 XL            |  | 245.15 | 124.99 | 7.50 | 671254123472 |
| 3082442  | REGAL 180-1.5 XL        |  | 245.15 | 124.99 | 7.50 | 671254123465 |
| 3082475  | REGAL 180-1 XL          |  | 245.15 | 124.99 | 7.50 | 671254123489 |
| 3082653  | REGAL 186 XL            |  | 245.15 | 124.99 | 7.20 | 671254123496 |
| 3982698  | REGAL 186 XL XYV L/FC   | Flush connection not included (order separately) | 264.95 | 172.22 | 5.42 | 671254383241 |
| 3082675  | REGAL 186-1 XL          |  | 245.15 | 124.99 | 7.20 | 671254123502 |
| 3982641  | REGAL 186-1 XL XYV L/FC | Flush connection not included (order separately) | 264.95 | 172.22 | 5.42 | 671254383272 |
| 3982702  | REGAL 186-1 XL CV       | W/ CV Handle                                     | 283.75 | 184.44 | 6.85 | 671254494572 |
| 3982628  | REGAL 186-0.5 XL        |  | 245.15 | 124.99 | 6.90 | 671254259461 |
| 3982701  | REGAL 186-0.5 XL CV     | W/ CV Handle                                     | 283.75 | 184.44 | 6.85 | 671254494565 |
| 30826001 | REGAL 186-0.25 XL       |  | 245.15 | 159.35 | 6.85 | 671254572539 |
| 3982604  | REGAL 186-0.125 XL      |  | 245.15 | 124.99 | 6.85 | 671254396876 |
| 3982700  | REGAL 186-0.125 XL CV   | W/ CV Handle                                     | 283.75 | 184.44 | 6.85 | 671254569539 |

#### Regal® XL Exposed Service Sinks flushometers

|         |                         |  |        |        |      |              |
|---------|-------------------------|--|--------|--------|------|--------------|
| 3080553 | REGAL 117 XL            |  | 262.75 | 170.79 | 9.00 | 671254124622 |
| 3980561 | REGAL 117 XL XYV L/FC   | Flush connection not included (order separately) | 245.00 | 159.25 | 8.18 | 671254383234 |
| 3980501 | REGAL 117 XL H          |  | 286.25 | 186.06 | 8.20 | 671254053939 |
| 3980560 | REGAL 117 XL H XYV L/FC | Flush connection not included (order separately) | 292.00 | 189.80 | 8.20 | 671254383227 |



REGAL 111 XL



REGAL 120 XL



REGAL 137-1.6 XL



REGAL 180 XL

\*\*Contact Your Local Sloan Representative

Pricing subject to change without notice. For most current pricing, refer to online price sheets at [www.sloan.com](http://www.sloan.com)

| Code Number   | Product Number     | Description                           | List Price \$ | MAPP Price \$ | Est. Wt. (lbs.) | UPC Code     |
|---|--------------------|---------------------------------------|---------------|---------------|-----------------|--------------|
| <b>Regal® XL Hydraulic Prison Concealed Water Closet flushometers</b> |                    |                                       |               |               |                 |              |
| 3988137   | REGAL 9603 XL      | MBFW                                  | 530.20        | 344.63        | 9.50            | 671254115781 |
| 3988118   | REGAL 9603 XL      | MBPM                                  | 507.00        | 329.55        | 9.50            | 671254055940 |
| 3988143   | REGAL 9603 XL      | Less Actuator                         | 350.15        | 227.60        | 8.92            | 671254118768 |
| 3988106   | REGAL 9603-1.6 XL  | MBFW                                  | 530.20        | 344.63        | 9.50            | 671254146228 |
| 3988101   | REGAL 9603-1.6 XL  | MBPM                                  | 507.00        | 329.55        | 9.50            | 671254141278 |
| 3988238   | REGAL 9603-1.6 XL  | AFD MBPM                              | 590.75        | 383.99        | 9.80            | 671254278684 |
| 3988231   | REGAL 9603-1.6 XL  | Less Actuator                         | 346.80        | 225.42        | 8.77            | 671254250826 |
| 3988265   | REGAL 9603-1.28 XL | Less Actuator w/HY-97-A Body Assembly | 326.15        | 212.00        | 8.76            | 671254391062 |

**Regal® XL Hydraulic Exposed Water Closet flushometers**

|         |                  |  |        |        |      |              |
|---------|------------------|--|--------|--------|------|--------------|
| 3980066 | REGAL 910-1.6 XL |  | 429.60 | 279.24 | 7.65 | 671254305014 |
|---------|------------------|--|--------|--------|------|--------------|

Note: Hydraulic price does not include actuator, must be ordered separate.

**Regal® XL Hydraulic Exposed Urinal flushometers**

|         |                  |  |        |        |      |              |
|---------|------------------|--|--------|--------|------|--------------|
| 3982681 | REGAL 986-1 XL   |  | 500.45 | 325.29 | 7.91 | 671254305021 |
| 3982699 | REGAL 986-0.5 XL |  | 429.60 | 279.24 | 7.92 | 671254431454 |

Note: Hydraulic price does not include actuator, must be ordered separate.

**Regal® XL Hydraulic Concealed Water Closet flushometers**

|         |                  |                    |        |        |      |              |
|---------|------------------|--------------------|--------|--------|------|--------------|
| 3983402 | REGAL 940-1.6 XL | 2" to 10-3/4" LDIM | 268.45 | 174.49 | 9.37 | 671254243606 |
| 3084800 | REGAL 952 XL     | 2" to 10-3/4" LDIM | 282.75 | 183.79 | 8.70 | 671254119673 |
| 3984802 | REGAL 952-1.6 XL | 2" to 10-3/4" LDIM | 282.75 | 183.79 | 6.30 | 671254111073 |

Note: Hydraulic price does not include actuator, must be ordered separate.

**Regal® XL Trap Primer with flushometer**

|          |                      |  |        |        |      |              |
|----------|----------------------|--|--------|--------|------|--------------|
| 3980016  | REGAL 110 XL TP      |  | 381.80 | 248.17 | 7.51 | 671254215016 |
| 3980017  | REGAL 111 XL TP      |  | 327.75 | 213.04 | 7.51 | 671254126589 |
| 30800001 | REGAL 111-1.28 XL TP |  | 327.75 | 213.04 | 7.51 | 671254584921 |

**Regal® XL Bedpan Washer flushometers**

|         |                        |                |        |        |       |              |
|---------|------------------------|----------------|--------|--------|-------|--------------|
| 3089751 | REGAL BPW 1000 XL      |                | 740.50 | 481.33 | 13.40 | 671254039346 |
| 3089742 | REGAL BPW 1000-1.6 XL  |                | 740.50 | 481.33 | 13.40 | 671254127685 |
| 3989754 | REGAL BPW 1000-1.6 XL  | F190 2" Offset | 798.00 | 518.70 | 13.52 | 671254243576 |
| 3089603 | REGAL BPW 1100 XL      |                | 740.50 | 481.33 | 13.90 | 671254145030 |
| 3989740 | REGAL BPW 1100-1.6 XL  |                | 740.50 | 481.33 | 14.10 | 671254131477 |
| 3989727 | REGAL BPW 1150 XL      |                | 782.85 | 508.85 | 13.50 | 671254111264 |
| 3089614 | REGAL BPW 1150-1.6 XL  | Less Stop      | 765.05 | 497.28 | 12.50 | 671254216228 |
| 3089601 | REGAL BPW 1150-1.6 XL  |                | 782.85 | 508.85 | 13.50 | 671254141612 |
| 3789775 | REGAL BPW 1150-1.28 XL |                | 818.35 | 531.93 | 12.52 | 671254431775 |

**Regal® XL Hydraulic Bedpan Washers**

|         |                       |  |          |          |       |              |
|---------|-----------------------|--|----------|----------|-------|--------------|
| 3989765 | REGAL BPW 9000-1.6 XL |  | 1,583.90 | 1,029.54 | 13.73 | 671254322905 |
|---------|-----------------------|--|----------|----------|-------|--------------|



REGAL 9603 XL



REGAL 940-1.6 XL



REGAL BPW 1000 XL

\*\*Contact Your Local Sloan Representative

Pricing subject to change without notice. For most current pricing, refer to online price sheets at [www.sloan.com](http://www.sloan.com)

| Code Number  | Product Number  | Description      | List Price \$ | MAPP Price \$ | Est. Wt. (lbs.) | UPC Code     |
|--|-----------------|------------------|---------------|---------------|-----------------|--------------|
| <b>Crown® Piston-Type Water Closet flushometers</b>  |                 |                  |               |               |                 |              |
| Designed and engineered for today's low-consumption, "green" environments, feature a unique cover design that isolates the threads from the water source, protecting the threads from harsh water conditions and ensuring uninterrupted performance. |                 |                  |               |               |                 |              |
| 3120000  | CROWN® 111      | 11-1/2" Rough In | 283.05        | 183.98        | 6.83            | 671254277700 |
| 3120001  | CROWN® 111-1.28 | 11-1/2" Rough In | 283.05        | 183.98        | 6.83            | 671254323896 |
| 3120200  | CROWN 113-1.6   | 16" Rough In     | 331.10        | 215.22        | 7.02            | 671254278011 |
| 3120201  | CROWN 113-1.28  | 16" Rough In     | 331.10        | 215.22        | 7.02            | 671254401310 |
| 3129500  | CROWN® 114-1.6  | 34-1/2" Rough In | 368.05        | 239.23        | 7.82            | 671254278028 |
| 3120300  | CROWN® 115-1.6  | 24" Rough In     | 346.80        | 225.42        | 7.34            | 671254278035 |
| 3120303  | CROWN® 115-1.28 | 24" Rough In     | 303.55        | 197.31        | 7.30            | 671254369504 |
| 3120400  | CROWN® 116-1.6  | 27" Rough In     | 352.60        | 229.19        | 7.49            | 671254278042 |
| 3120800  | CROWN® 120-1.6  | 11-1/2" Rough In | 351.90        | 228.74        | 7.51            | 671254278059 |

**Crown® Piston-Type Urinal flushometers**

Designed and engineered for today's low-consumption, "green" environments, feature a unique cover design that isolates the threads from the water source, protecting the threads from harsh water conditions and ensuring uninterrupted performance.

|         |                  |                  |        |        |      |              |
|---------|------------------|------------------|--------|--------|------|--------------|
| 3122436 | CROWN® 180-1     | 11-1/2" Rough In | 283.05 | 183.98 | 6.80 | 671254278097 |
| 3122636 | CROWN® 186-1     | 11-1/2" Rough In | 283.05 | 183.98 | 6.58 | 671254278103 |
| 3122626 | CROWN® 186-0.5   | 11-1/2" Rough In | 283.05 | 183.98 | 6.80 | 671254327610 |
| 3122666 | CROWN® 186-0.25  | 11-1/2" Rough In | 283.05 | 183.98 | 6.80 | 671254415485 |
| 3122665 | CROWN® 186-0.125 | 11-1/2" Rough In | 283.05 | 183.98 | 6.80 | 671254405615 |




CROWN 111



CROWN 115



CROWN 120



CROWN 186

\*\*Contact Your Local Sloan Representative

Pricing subject to change without notice. For most current pricing, refer to online price sheets at [www.sloan.com](http://www.sloan.com)

| Code Number | Product Number | Description | List Price \$ | MAPP Price \$ | Est. Wt. (lbs.) | UPC Code |
|-------------|----------------|-------------|---------------|---------------|-----------------|----------|
|-------------|----------------|-------------|---------------|---------------|-----------------|----------|

**GEM•2® Piston-Type Water Closet flushometers**

Quality piston flushometer with filtered metering by-pass, ADA handle, vandal resistant stop cap. Non-hold-open, no external volume adjustment. Fixed volume accuracy w/LPLC technology.

|          |                      |                          |        |        |      |              |
|----------|----------------------|--------------------------|--------|--------|------|--------------|
| 3070190  | GEM•2® 110 XL        | 11-1/2" Rough In         | 262.45 | 133.99 | 5.70 | 671254317338 |
| 3070199  | GEM•2® 110 XL YO     | 11-1/2" Rough In         | 262.45 | 170.59 | 5.70 | 671254233218 |
| 3070004  | GEM•2® 111 XL        | 11-1/2" Rough In         | 262.45 | 133.99 | 5.70 | 671254252936 |
| 3070003  | GEM•2® 111 XL YO     | 11-1/2" Rough In         | 305.75 | 198.74 | 5.70 | 671254216020 |
| 3070026  | GEM•2® 111-1.28 XL   | 11-1/2" Rough In         | 262.45 | 133.99 | 5.70 | 671254393134 |
| 3070211  | GEM•2® 113 XL        | 16" Rough In             | 313.05 | 203.48 | 6.70 | 671254134881 |
| 3070213  | GEM•2® 113 XL YG     | 16" Rough In             | 330.80 | 215.02 | 6.70 | 671254134898 |
| 3070227  | GEM•2® 113-1.6 XL    | 16" Rough In             | 268.70 | 174.66 | 6.70 | 671254134911 |
| 3070228  | GEM•2® 113-1.6 XL YG | 16" Rough In             | 283.95 | 184.57 | 6.70 | 671254134928 |
| 3070236  | GEM•2® 113-1.28 XL   | 16" Rough In             | 268.70 | 174.66 | 6.70 | 671254393158 |
| 30702004 | GEM•2® 114-2.4 XL    | 34-1/2" Rough In         | 295.05 | 191.78 | 6.70 | 671254593411 |
| 3070311  | GEM•2® 115 XL        | 24" Rough In             | 327.75 | 213.04 | 6.70 | 671254134942 |
| 3070327  | GEM•2® 115-1.6 XL    | 24" Rough In             | 281.25 | 182.81 | 6.70 | 671254134966 |
| 3070328  | GEM•2® 115-1.6 XL 0  | 24" Rough In w/2" Offset | 381.20 | 247.78 | 7.10 | 671254244139 |
| 3070332  | GEM•2® 115-1.28 XL   | 24" Rough In             | 281.25 | 182.81 | 6.70 | 671254393165 |
| 3070411  | GEM•2® 116 XL        | 27" Rough In             | 333.30 | 216.65 | 6.70 | 671254134980 |
| 3070427  | GEM•2® 116-1.6 XL    | 27" Rough In             | 333.30 | 216.65 | 6.70 | 671254135000 |
| 3070432  | GEM•2® 116-1.28 XL   | 27" Rough In             | 286.05 | 185.93 | 6.70 | 671254393028 |
| 3070811  | GEM•2® 120 XL        | 11-1/2" Rough In         | 332.60 | 216.19 | 6.20 | 671254135024 |
| 3070813  | GEM•2® 120 XL YG     | 11-1/2" Rough In         | 348.50 | 226.53 | 6.20 | 671254135031 |
| 3070827  | GEM•2® 120-1.6 XL    | 11-1/2" Rough In         | 285.40 | 185.51 | 6.20 | 671254135055 |
| 3070828  | GEM•2® 120-1.6 XL YG | 11-1/2" Rough In         | 348.50 | 226.53 | 6.20 | 671254135062 |

**GEM•2® Exposed Eastern Style flushometers**

|         |                |  |        |        |      |              |
|---------|----------------|--|--------|--------|------|--------------|
| 3070802 | GEM•2® 136-1.6 |  | 331.95 | 215.77 | 7.20 | 671254253957 |
|---------|----------------|--|--------|--------|------|--------------|



GEM•2 110XL



GEM•2 111XL



GEM•2 115XL



GEM•2 120XL

\*\*Contact Your Local Sloan Representative

Pricing subject to change without notice. For most current pricing, refer to online price sheets at [www.sloan.com](http://www.sloan.com)



| Code Number                                   | Product Number       | Description      | List Price \$ | MAPP Price \$ | Est. Wt. (lbs.) | UPC Code     |
|---|----------------------|------------------|---------------|---------------|-----------------|--------------|
| <b>GEM•2® Piston-Type Urinal flushometers</b> |                      |                  |               |               |                 |              |
| 3072428                                       | GEM•2® 180 XL        | 11-1/2" Rough In | 262.45        | 170.59        | 5.70            | 671254135086 |
| 3072427                                       | GEM•2® 180-1.5 XL    | 11-1/2" Rough In | 305.75        | 198.74        | 5.70            | 671254135123 |
| 3072423                                       | GEM•2® 180-1 XL      | 11-1/2" Rough In | 262.45        | 170.59        | 5.70            | 671254135109 |
| 3072604                                       | GEM•2® 186 YC XL     | 11-1/2" Rough In | 262.45        | 133.99        | 5.70            | 671254216037 |
| 3072606                                       | GEM•2® 186-1 XL      | 11-1/2" Rough In | 262.45        | 133.99        | 5.70            | 671254252943 |
| 3072609                                       | GEM•2® 186-0.5 YC XL | 11-1/2" Rough In | 262.45        | 133.99        | 5.70            | 671254329775 |
| 3072619                                       | GEM•2® 186-0.125 XL  | 11-1/2" Rough In | 262.45        | 133.99        | 5.70            | 671254427631 |
| 3072621                                       | GEM•2® 186-0.25 XL   | 11-1/2" Rough In | 262.45        | 133.99        | 5.70            | 671254427648 |



**GEM•2 136XL**



**GEM•2 186XL**

\*\*Contact Your Local Sloan Representative

Pricing subject to change without notice. For most current pricing, refer to online price sheets at [www.sloan.com](http://www.sloan.com)

| Code Number   | Product Number    | Description      | List Price \$ | MAPP Price \$ | Est. Wt. (lbs.) | UPC Code     |
|---|-------------------|------------------|---------------|---------------|-----------------|--------------|
| <b>Naval® Water Closet flushometers</b>   |                   |                  |               |               |                 |              |
| Specialty piston flushometer for harsh and salt water applications. Includes self-cleaning by-pass, ADA handle, vandal resistant stop cap, vacuum breaker flush connection & stamped wall flange as standard. Non-hold-open, no external volume adjustment. |                   |                  |               |               |                 |              |
| 3140100   | NAVAL® 110        | 11-1/2" Rough In | 560.20        | 364.13        | 6.50            | 671254136984 |
| 3140135   | NAVAL® 110 XYV    | 11-1/2" Rough In | 545.40        | 354.51        | 6.50            | 671254137011 |
| 3140137   | NAVAL® 110 XYV YG | 11-1/2" Rough In | 618.30        | 401.90        | 6.50            | 671254137028 |
| 3140011   | NAVAL® 111        | 11-1/2" Rough In | 560.20        | 364.13        | 6.50            | 671254136977 |
| 3140035   | NAVAL® 111 XYV    | 11-1/2" Rough In | 545.40        | 354.51        | 6.50            | 671254146983 |
| 3140200   | NAVAL® 113        | 16" Rough In     | 621.45        | 403.94        | 6.90            | 671254142022 |
| 3140300   | NAVAL® 115        | 24" Rough In     | 588.30        | 382.40        | 7.50            | 671254142039 |
| 3140426   | NAVAL® 116-1.6    | 27" Rough In     | 652.70        | 424.26        | 7.50            | 671254201002 |
| 3140800   | NAVAL® 120        | 11-1/2" Rough In | 652.90        | 424.39        | 7.00            | 671254202061 |
| 3140835   | NAVAL® 120 XYV    | 11-1/2" Rough In | 637.05        | 414.08        | 6.50            | 671254137066 |

**Naval® Urinal flushometers**

Specialty piston flushometer for harsh and salt water applications. Includes self-cleaning by-pass, ADA handle, vandal resistant stop cap, vacuum breaker flush connection & stamped wall flange as standard. Non-hold-open, no external volume adjustment.

|         |                  |                  |        |        |      |              |
|---------|------------------|------------------|--------|--------|------|--------------|
| 3142435 | NAVAL® 180 XYV   | 11-1/2" Rough In | 594.95 | 386.72 | 6.50 | 671254232129 |
| 3142400 | NAVAL® 180-1     | 11-1/2" Rough In | 611.25 | 397.31 | 6.50 | 671254137172 |
| 3142402 | NAVAL® 180-1 XYV | 11-1/2" Rough In | 594.95 | 386.72 | 6.50 | 671254233249 |
| 3142600 | NAVAL® 186-1     | 11-1/2" Rough In | 560.20 | 364.13 | 6.50 | 671254137189 |
| 3142635 | NAVAL® 186-1 XYV | 11-1/2" Rough In | 594.95 | 386.72 | 6.50 | 671254137226 |



NAVAL 110



NAVAL 180

\*\*Contact Your Local Sloan Representative

Pricing subject to change without notice. For most current pricing, refer to online price sheets at [www.sloan.com](http://www.sloan.com)

| Code Number | Product Number | Description | List Price \$ | MAPP Price \$ | Est. Wt. (lbs.) | UPC Code |
|-------------|----------------|-------------|---------------|---------------|-----------------|----------|
|-------------|----------------|-------------|---------------|---------------|-----------------|----------|

**Dolphin® Water Closet flushometers**

Slow closing specialty flushometer recommended for shipboard applications, salt water applications. Includes metal lever handle, vandal resistant stop cap, vacuum breaker flush connection, spud coupling and flange as standard. Flushometer DOES NOT require water pressure to positively shut off.

|         |                     |                  |        |        |      |              |
|---------|---------------------|------------------|--------|--------|------|--------------|
| 3050100 | DOLPHIN® 110        | 11-1/2" Rough In | 749.60 | 487.24 | 8.40 | 671254036666 |
| 3950110 | DOLPHIN® 110 GJ     | 11-1/2" Rough In | 777.65 | 505.47 | 7.90 | 671254052499 |
| 3950126 | DOLPHIN® 110 GJ XYV |                  | 762.95 | 495.92 | 6.80 | 671254052505 |
| 3050000 | DOLPHIN® 111        | 11-1/2" Rough In | 749.60 | 487.24 | 7.90 | 671254133570 |
| 3050035 | DOLPHIN® 111 XYV    |                  | 735.00 | 477.75 | 7.90 | 671254201675 |
| 3050002 | DOLPHIN® 111 GJ XYV |                  | 832.30 | 541.00 | 6.70 | 671254234932 |
| 3050235 | DOLPHIN® 113 XYV    |                  | 812.15 | 527.90 | 8.10 | 671254036826 |
| 3050300 | DOLPHIN® 115        | 24" Rough In     | 777.65 | 505.47 | 7.90 | 671254036833 |
| 3050335 | DOLPHIN® 115 XYV    |                  | 762.95 | 495.92 | 8.60 | 671254036864 |
| 3050336 | DOLPHIN® 115 GJ XYV |                  | 791.35 | 514.38 | 8.40 | 671254241619 |
| 3050400 | DOLPHIN® 116        | 27" Rough In     | 887.10 | 576.62 | 8.50 | 671254036888 |

**Dolphin® Urinal flushometers**

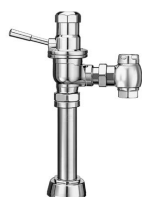
Slow closing specialty flushometer recommended for shipboard applications, salt water applications. Includes metal lever handle, vandal resistant stop cap, vacuum breaker flush connection, spud coupling and flange as standard. Flushometer DOES NOT require water pressure to positively shut off.

|         |                       |                  |        |        |      |              |
|---------|-----------------------|------------------|--------|--------|------|--------------|
| 3052400 | DOLPHIN® 180          | 11-1/2" Rough In | 817.75 | 531.54 | 7.80 | 671254037151 |
| 3052600 | DOLPHIN® 186-1        | 11-1/2" Rough In | 749.60 | 487.24 | 7.90 | 671254037212 |
| 3952614 | DOLPHIN® 186-1 GJ     | 11-1/2" Rough In | 777.65 | 505.47 | 7.50 | 671254052635 |
| 3952612 | DOLPHIN® 186-1 GJ XYV |                  | 832.70 | 541.26 | 7.40 | 671254052628 |

**Dolphin® Federal Specification flushometers**

Slow closing specialty flushometer recommended for shipboard applications, salt water applications. Includes metal lever handle, vandal resistant stop cap, vacuum breaker flush connection, spud coupling and flange as standard. Flushometer DOES NOT require water pressure to positively shut off.

|         |                         |                             |        |        |      |              |
|---------|-------------------------|-----------------------------|--------|--------|------|--------------|
| 3057002 | DOLPHIN® Type 1 Class B |                             | 715.50 | 465.08 | 7.00 | 671254037335 |
| 3057050 | DOLPHIN® Type 2 Class B |                             | 928.90 | 603.79 | 7.00 | 671254037373 |
| 3057005 | DOLPHIN® Type 1 Class A |                             | 730.50 | 474.83 | 7.00 | 671254037359 |
| 3057053 | DOLPHIN® Type 2 Class A |                             | 875.95 | 569.37 | 7.00 | 671254037403 |
| 3057004 | DOLPHIN® Type 1 Class A | w/Sil-Braze Adapter         | 899.85 | 584.90 | 7.50 | 671254037342 |
| 3057051 | DOLPHIN® Type 2 Class A | w/Sil-Braze Adapter         | 997.00 | 648.05 | 7.50 | 671254037380 |
| 3057006 | DOLPHIN® Type 1 Class B | w/Sil-Braze Adapter         | 955.15 | 620.85 | 7.00 | 671254037366 |
| 3050135 | DOLPHIN® 110 XYV        |                             | 735.00 | 477.75 | 8.00 | 671254036727 |
| 3050435 | DOLPHIN® 115 XYV        | H-551-A 4-1/16" (Special)   | 849.35 | 552.08 | 8.00 | 671254036901 |
| 3052635 | DOLPHIN® 186-1 XYV      |                             | 801.75 | 521.14 | 8.00 | 671254037243 |
| 3950140 | DOLPHIN® 3.5C           | Ground Joint Tailpiece & VB | 832.25 | 540.96 | 5.10 | 671254223134 |
| 3950141 | DOLPHIN® 3.5C           | Adjustable Tailpiece & VB   | 801.70 | 521.11 | 6.60 | 671254052529 |
| 3950143 | DOLPHIN® 1.0U           | Adjustable Tailpiece & VB   | 801.70 | 521.11 | 6.40 | 671254052543 |



DOLPHIN 110



DOLPHIN 186



DOLPHIN TYPE 1 CLASS A

\*\*Contact Your Local Sloan Representative

Pricing subject to change without notice. For most current pricing, refer to online price sheets at [www.sloan.com](http://www.sloan.com)

| Code Number   | Product Number | Description                    | List Price \$ | MAPP Price \$ | Est. Wt. (lbs.) | UPC Code     |
|---|----------------|--------------------------------|---------------|---------------|-----------------|--------------|
| <b>Manual Sloan CX flushometers</b>   |                |                                |               |               |                 |              |
| Sloan's new line of manual flushometers for concealed applications features the smallest front access wall plate in the industry. |                |                                |               |               |                 |              |
| 3400200   | CX 158-1.6     | Sloan CX 1.6 gpf flushometer   | 406.35        | 264.13        | 5.00            | 671254476356 |
| 3400201   | CX 158-1.28    | Sloan CX 1.28 gpf flushometer  | 406.35        | 264.13        | 5.00            | 671254476424 |
| 34002001  | CX 158-1.1     | Sloan CX 1.1 gpf flushometer   | 406.35        | 264.13        | 5.00            | 671254555693 |
| 3400202   | CX 198-0.5     | Sloan CX 0.5 gpf flushometer   | 406.35        | 264.13        | 5.00            | 671254476431 |
| 3400203   | CX 198-0.25    | Sloan CX 0.25 gpf flushometer  | 406.35        | 264.13        | 5.00            | 671254476448 |
| 3400220   | CX 198-0.125   | Sloan CX 0.125 gpf flushometer | 406.35        | 264.13        | 5.00            | —            |

\*\*Contact Your Local Sloan Representative

Pricing subject to change without notice. For most current pricing, refer to online price sheets at [www.sloan.com](http://www.sloan.com)

| Code Number  | Product Number | Description | List Price \$ | MAPP Price \$ | Est. Wt. (lbs.) | UPC Code     |
|--|----------------|-------------|---------------|---------------|-----------------|--------------|
| <b>Act-O-Matic® Showerheads – Standard Models</b>  |                |             |               |               |                 |              |
| Spring-loaded, self-cleaning spray disc, pressure compensating flow control, universal ball joints, thumb screw volume control on AC-11. |                |             |               |               |                 |              |
| 4020132  | AC-11-1.8      | Showerhead  | 170.40        | 110.76        | 1.30            | 671254472297 |
| 4020130  | AC-11-2.0 CP   | Showerhead  | 170.40        | 110.76        | 1.30            | 671254339057 |
| 4020100  | AC-11-2.5      | Showerhead  | 170.40        | 110.76        | 1.30            | 671254112223 |
| 4021031  | AC-51-1.8      | Showerhead  | 161.00        | 104.65        | 1.17            | 671254472280 |
| 4021030  | AC-51-2.0 CP   | Showerhead  | 161.00        | 104.65        | 1.17            | 671254339064 |
| 4021000  | AC-51-2.5      | Showerhead  | 161.00        | 104.65        | 1.20            | 671254112179 |

**Act-O-Matic® Showerheads – Institutional Models**

Spring-loaded, self-cleaning spray disc, pressure compensating adjustable spray angle, mounting plate with vandal resistant mounting screws.

|         |              |                   |        |        |      |              |
|---------|--------------|-------------------|--------|--------|------|--------------|
| 4024500 | AC-450-A     | w/Flow Control CP | 394.90 | 256.69 | 3.00 | 671254112131 |
| 4024530 | AC-450-A-2.0 |                   | 394.90 | 256.69 | 3.00 | 671254338968 |
| 4024531 | AC-450-A-1.8 |                   | 394.90 | 256.69 | 3.00 | 671254472303 |
| 4024600 | AC-460-A     | w/Flow Control CP | 452.90 | 294.39 | 3.00 | 671254112728 |
| 4024630 | AC-460-A-2.0 |                   | 452.90 | 294.39 | 3.00 | 671254338975 |
| 4024631 | AC-460-A-1.8 |                   | 452.90 | 294.39 | 3.00 | 671254474338 |

**Accessories**

**Pipe Supports & Bumpers**

|         |         |                               |       |       |      |              |
|---------|---------|-------------------------------|-------|-------|------|--------------|
| 0310001 | J-1-A   |                               | 75.80 | 49.27 | 0.10 | 671254011731 |
| 0310081 | J-112-A | 1-1/2" CP 5 C to E – YL       | 77.10 | 50.12 | 0.60 | 671254011861 |
| 0310083 | J-212-A | 1-1/2" CP 5 C to E – YK       | 58.70 | 38.16 | 0.50 | 671254011878 |
| 0310087 | J-212-A | 1-1/2" CP 6 C to E – YK       | 62.75 | 40.79 | 0.50 | 671254011885 |
| 0310090 | J-312-A | 1-1/2" Split CP 5 C to E – YJ | 70.45 | 45.79 | 0.50 | 671254011892 |
| 0310092 | J-312-A | 1-1/2" Split CP 6 C to E – YJ | 93.45 | 60.74 | 0.50 | 671254011908 |
| 0310095 | J-312-A | 1" IPS Split CP 5 C to E      | 93.45 | 60.74 | 0.50 | 671254011915 |

**Sweat Solder Adapter Kits**

|         |          |                               |       |       |      |              |
|---------|----------|-------------------------------|-------|-------|------|--------------|
| 3308782 | H-633-AA | 1" Sweat Solder Adapter Kit   | 15.50 | 10.08 | 0.30 | 671254117389 |
| 3308785 | H-634-AA | 1" Sweat Solder Adapter Kit   | 15.50 | 10.08 | 0.30 | 671254117464 |
| 3308788 | H-636-AA | 3/4" Sweat Solder Adapter Kit | 15.50 | 10.08 | 0.30 | 671254117396 |
| 3308603 | H-532    | 1" NPT to 1" Tube Adapter     | 6.90  | 4.49  | 0.10 | 671254042698 |
| 3308780 | H-533-AS | 1" Sweat Solder Kit           | 15.50 | 10.08 | 0.30 | 671254042735 |
| 3308783 | H-534-AS | 1" Sweat Solder Kit           | 15.50 | 10.08 | 0.30 | 671254042742 |
| 3308607 | H-535    | 3/4" NPT to 3/4" Tube Adapter | 6.90  | 4.49  | 0.10 | 671254042704 |
| 3308786 | H-536-AS | 3/4" Sweat Solder Kit         | 15.50 | 10.08 | 0.30 | 671254042759 |

**Easy Access Wall Panel-Manual Flushometers Only**

|         |        |                                |        |        |      |              |
|---------|--------|--------------------------------|--------|--------|------|--------------|
| 0334030 | WB-1-A | Wall Box Assembly (B/P #24508) | 371.40 | 241.41 | 6.50 | 671254058385 |
|---------|--------|--------------------------------|--------|--------|------|--------------|



AC-11



AC-460



J-1-A



WB-1-A

\*\*Contact Your Local Sloan Representative

Pricing subject to change without notice. For most current pricing, refer to online price sheets at [www.sloan.com](http://www.sloan.com)

This page intentionally left blank.

| Code Number                         | Product Number | Description  | List Price \$ | MAPP Price \$ | Est. Wt. (lbs.) | UPC Code     |
|-------------------------------------|----------------|--|---------------|---------------|-----------------|--------------|
| <b>Manual Repair Parts and Kits</b> |                |  |               |               |                 |              |
| 3301500                             | A-1037-A       | Repair Kit Royal® 1.5 gpf/5.7 Lpf Urinal-Dual-Filtered By-Pass   | 64.70         | 42.06         | 0.38            | 671254219540 |
| 3301120                             | A-1037-A-BX    | Repair Kit Royal® 1.5 gpf/5.7 Lpf Urinal-Boxed                   | 64.70         | 35.60         | 0.28            | 671254257504 |
| 3301501                             | A-1038-A       | Repair Kit Royal® 3.5 gpf/13.2 Lpf Closet-Dual-Filtered By-Pass  | 64.70         | 42.06         | 0.38            | 671254219519 |
| 3301121                             | A-1038-A-BX    | Repair Kit Royal® 3.5 gpf/13.2 Lpf Closet-Boxed                  | 64.70         | 35.60         | 0.28            | 671254258013 |
| 3301502                             | A-1041-A       | Repair Kit Royal® 1.6 gpf/6.0 Lpf Closet-Dual-Filtered By-Pass   | 64.70         | 42.06         | 0.38            | 671254219526 |
| 3301122                             | A-1041-A-BX    | Repair Kit Royal® 1.6 gpf/6.0 Lpf Closet-Boxed                   | 64.70         | 35.60         | 0.28            | 671254258020 |
| 3301503                             | A-1042-A       | Repair Kit Royal® 1.0 gpf/3.8 Lpf Urinal-Dual-Filtered By-Pass   | 64.70         | 42.06         | 0.38            | 671254219557 |
| 3301123                             | A-1042-A-BX    | Repair Kit Royal® 1.0 gpf/3.8 Lpf Urinal-Boxed                   | 64.70         | 35.60         | 0.28            | 671254258037 |
| 3301504                             | A-1043-A       | Repair Kit Royal® 0.5 gpf/1.9 Lpf Urinal-Dual-Filtered By-Pass   | 64.70         | 42.06         | 0.38            | 671254219564 |
| 3301124                             | A-1043-A-BX    | Repair Kit Royal® 0.5 gpf/1.9 Lpf Urinal-Boxed                   | 64.70         | 35.60         | 0.28            | 671254258044 |
| 3301505                             | A-1044-A       | Repair Kit Royal® 2.4 gpf/9.0 Lpf Closet-Dual-Filtered By-Pass   | 64.70         | 42.06         | 0.38            | 671254219533 |
| 3301125                             | A-1044-A-BX    | Repair Kit Royal® 2.4 gpf/9.0 Lpf Closet-Boxed                   | 64.70         | 35.60         | 0.28            | 671254258051 |
| 3301506                             | A-1045-A       | Repair Kit Royal® 1.28 gpf/4.8 Lpf Closet Dual-Filtered By-Pass  | 64.70         | 42.06         | 0.28            | 671254224605 |
| 3301119                             | A-1045-A-BX    | Repair Kit Royal® 1.28 gpf/4.8 Lpf Closet-Boxed                  | 64.70         | 35.60         | 0.28            | 671254351660 |
| 3301142                             | A-1047-A-BX    | Repair Kit Royal® 0.25 gpf/1.0 Lpf Urinal                        | 64.70         | 35.60         | 0.44            | 671254373860 |
| 3301118                             | A-1048-A-BX    | Repair Kit Royal® 1.1 gpf/4.2 Lpf Closet-Dual-Filtered By-Pass   | 64.70         | 42.06         | .288            | 671254428041 |
| 3301143                             | A-1050-A-BX    | Repair Kit Royal® 0.125 gpf/0.5 Lpf Urinal                       | 64.70         | 35.60         | 0.44            | 671254378735 |
| 5301283                             | A-108          | Filter Ring – for Pre-1964 Valve Bodies – Qty Pack only (6/pack) | 6.65          | 4.32          | 0.02            | 671254214040 |
| 0301275                             | A-109          | Plier Wrench 12"   | 297.05        | 193.08        | 1.56            | 671254211728 |
| 0301075PK                           | A-11           | Inside Cover (prior 1971)  | 12.00         | 7.80          | 0.09            | 671254000513 |
| 3301070                             | A-1101-A       | Rebuild Kit 1.6 gpf/6.0 Lpf Closet Exposed                       | 76.05         | 49.43         | 0.48            | 671254146907 |
| 3301150                             | A-1101-A-BX    | Rebuild Kit 1.6 gpf/6.0 Lpf Closet Exposed – Boxed               | 76.05         | 41.99         | 0.48            | 671254258068 |
| 3301071                             | A-1102-A       | Rebuild Kit 3.5 gpf/13.2 Lpf Closet Exposed                      | 76.05         | 49.43         | 0.48            | 671254146914 |
| 3301151                             | A-1102-A-BX    | Rebuild Kit 3.5 gpf/13.2 Lpf Closet Exposed – Boxed              | 76.05         | 41.99         | 0.48            | 671254258075 |
| 3301072                             | A-1103-A       | Rebuild Kit 2.4 gpf/9.0 Lpf Closet Exposed                       | 76.05         | 49.43         | 0.48            | 671254146921 |
| 3301152                             | A-1103-A-BX    | Rebuild Kit 2.4 gpf/9.0 Lpf Closet Exposed – Boxed               | 76.05         | 41.99         | 0.48            | 671254258082 |
| 3301076                             | A-1104-A       | Rebuild Kit 1.28 gpf/4.8 Lpf Closet Exposed                      | 76.05         | 49.43         | 0.48            | 671254409323 |
| 3301157                             | A-1104-A-BX    | Rebuild Kit 1.28 gpf/4.8 Lpf Closet Exposed- Boxed               | 76.05         | 41.99         | 0.48            | 671254409705 |
| 3301073                             | A-1106-A       | Rebuild Kit 0.5 gpf/1.9 Lpf Urinal Exposed                       | 76.05         | 49.43         | 0.48            | 671254146938 |
| 3301153                             | A-1106-A-BX    | Rebuild Kit 0.5 gpf/1.9 Lpf Urinal Exposed – Boxed               | 76.05         | 41.99         | 0.48            | 671254258099 |
| 3301074                             | A-1107-A       | Rebuild Kit 1.0 gpf/3.8 Lpf Urinal Exposed                       | 76.05         | 49.43         | 0.48            | 671254146945 |
| 3301154                             | A-1107-A-BX    | Rebuild Kit 1.0 gpf/3.8 Lpf Urinal Exposed – Boxed               | 76.05         | 41.99         | 0.48            | 671254258105 |
| 3301166                             | A-1113-A       | Rebuild Kit 0.25 gpf / 1.0 Lpf Urinal Exposed – Boxed            | 76.05         | 41.99         | 0.48            | 67125442049  |
| 3301187                             | A-1125-A       | Rebuild Kit 0.125 gpf / 1.0 Lpf Urinal Exposed – Boxed           | 84.00         | 46.29         | 0.48            | 67125444461  |
| 3301075                             | A-1108-A       | Rebuild Kit 1.5 gpf/5.7 Lpf Urinal Exposed                       | 76.05         | 49.43         | 0.48            | 671254146952 |
| 3301155                             | A-1108-A-BX    | Rebuild Kit 1.5 gpf/5.7 Lpf Urinal Exposed – Boxed               | 76.05         | 41.99         | 0.48            | 671254258112 |
| 3301085                             | A-1201-A       | Rebuild Kit 1.6 gpf/6.0 Lpf Closet Concealed                     | 80.35         | 52.23         | 0.48            | 671254145856 |
| 3301084                             | A-1202-A       | Rebuild Kit 3.5 gpf/13.2 Lpf Closet Concealed                    | 80.35         | 52.23         | 0.48            | 671254145849 |
| 3301088                             | A-1203-A       | Rebuild Kit 2.4 gpf/9.0 Lpf Closet Concealed                     | 80.35         | 52.23         | 0.48            | 671254206199 |
| 3301090                             | A-1204-A       | Rebuild Kit 1.28 gpf/4.8 Lpf Closet Concealed                    | 80.35         | 52.23         | 0.48            | 671254421806 |
| 3301087                             | A-1206-A       | Rebuild Kit 0.5 gpf/1.9 Lpf Urinal Concealed                     | 80.35         | 52.23         | 0.48            | 671254145870 |
| 3301086                             | A-1207-A       | Rebuild Kit 1.0 gpf/3.8 Lpf Urinal Concealed                     | 80.35         | 52.23         | 0.48            | 671254145863 |
| 3301083                             | A-1208-A       | Rebuild Kit 1.5 gpf/5.7 Lpf Urinal Concealed                     | 80.35         | 52.23         | 0.48            | 671254145832 |



A-1041-A



A-109



A-1106-A

| Code Number | Product Number | Description  | List Price \$ | MAPP Price \$ | Est. Wt. (lbs.) | UPC Code     |
|-------------|----------------|--|---------------|---------------|-----------------|--------------|
| 3301184     | A-1121-A       | Tune Up Kit 1.6 gpf/6.0 Lpf Closet Exposed                               | 84.00         | 46.29         | 0.50            | 671254444584 |
| 3301185     | A-1122-A       | Tune Up Kit 3.5 gpf/13.2 Lpf Closet Exposed                              | 84.00         | 46.29         | 0.50            | 671254444591 |
| 3301186     | A-1124-A       | Tune Up Kit 1.28 gpf/4.8 Lpf Closet Exposed                              | 84.00         | 46.29         | 0.50            | 671254444607 |
| 3301187     | A-1125-A       | Tune Up Kit 0.125 gpf/0.5 Lpf Urinal Exposed                             | 84.00         | 46.29         | 0.50            | 671254444614 |
| 3301188     | A-1126-A       | Tune Up Kit 0.5 gpf/1.9 Lpf Urinal Exposed                               | 84.00         | 46.29         | 0.50            | 671254444621 |
| 3301189     | A-1127-A       | Tune Up Kit 1.0 gpf/3.8 Lpf Urinal Exposed                               | 84.00         | 46.29         | 0.50            | 671254445260 |
| 3301190     | A-1128-A       | Tune Up Kit 1.5 gpf/5.7 Lpf Urinal Exposed                               | 84.00         | 46.29         | 0.50            | 671254445277 |
| 3301191     | A-1129-A       | Tune Up Kit 0.25 gpf/0.5 Lpf Urinal Exposed                              | 84.00         | 46.29         | 0.50            | 671254445284 |
| 0301630     | A-124          | Strap Wrench   | 120.90        | 78.59         | 0.82            | 671254227552 |
| 3301045     | A-140-A        | Repair Kit Regal® 1.28 gpf/4.8 Lpf Urinal                                | 41.75         | 20.88         | 0.29            | 671254390874 |
| 5301111     | A-15-A         | Molded Disc – Quantity Pack only (12/pack)                               | 8.25          | 5.36          | 1.56            | 671254044760 |
| 5301031     | A-151-A        | Low Consumption Guide (1.6 gpf/6 Lpf) Closet – Qty Pk only (12/pack)     | 17.50         | 11.38         | 1.13            | 671254045620 |
| 5301032     | A-152-A        | Water Saver Guide (3.5 gpf/13.2 Lpf) – Qty Pack only (12/pack)           | 7.65          | 4.97          | 1.13            | 671254045668 |
| 5301155     | A-155-A        | Low Consumption Guide (1.0 gpf/3.8 Lpf) Urinal – Qty Pack only (12/pack) | 17.50         | 11.38         | 0.10            | 671254128101 |
| 5301188     | A-156-A        | Diaphragm – Regal® – Quantity Pack only (12/pack)                        | 9.50          | 6.18          | 1.13            | 671254044739 |
| 5301189     | A-156-AA       | Diaphragm Repair Kit – Quantity Pack only (6/pack)                       | 19.60         | 12.74         | 1.25            | 671254044722 |
| 5301157     | A-157-A        | Repair Kit 0.5 gpf/1.9 Lpf Guide Assembly – Quantity Pack only (12/pack) | 17.50         | 11.38         | 0.04            | 671254132177 |
| 5301236     | A-163-A        | Guide – Quantity Pack only (12/pack)                                     | 7.65          | 4.97          | 0.10            | 671254044715 |
| 0301104     | A-175-A        | Low Pressure Guide   | 24.05         | 15.63         | 0.06            | 671254000568 |
| 5301058     | A-19-AC        | Closet Relief Valve, White – Quantity Pack only (12/pack)                | 9.50          | 6.18          | 0.80            | 671254044784 |
| 0301132PK   | A-19-ACM       | Closet Metal (Brass) Relief Valve  | 23.35         | 15.18         | 0.15            | 671254145382 |
| 0301143PK   | A-19-AL        | Closet Relief Valve, Blue LC 2.4 gpf/9.0 Lpf                             | 9.50          | 6.18          | 0.70            | 671254221482 |
| 5301211     | A-19-ALC       | Relief Valve, Green (Closet/Urinal-LC) – Quantity Pack only (12/pack)    | 9.50          | 6.18          | 0.80            | 671254127623 |
| 0301178PK   | A-19-ALCM      | Closet Metal (Brass) Relief Valve LC                                     | 23.35         | 15.18         | 0.15            | 671254130340 |
| 5301059     | A-19-AU        | Urinal Relief Valve, Black – Quantity Pack only (12/pack)                | 9.50          | 6.18          | 0.80            | 671254044777 |
| 0301131     | A-19-AUM       | Urinal Metal (Brass) Relief Valve  | 23.35         | 15.18         | 0.15            | 671254000643 |
| 0301298PK   | A-206          | Royal II® Cover  | 116.55        | 75.76         | 0.71            | 671254269033 |
| 5301137     | A-30           | Gasket – Quantity Pack only (30/pack)                                    | 1.15          | 0.75          | 0.10            | 671254044814 |
| 5301139     | A-31           | Handle Gasket – Quantity Pack only (48/pack)                             | 1.15          | 0.75          | 0.10            | 671254044821 |
| 5301140     | A-31-P         | Pedal Handle Gasket – Quantity Pack only (48/pack)                       | 1.15          | 0.75          | 0.10            | 671254044838 |
| 3301035     | A-35-A         | Repair Kit (Hot Water) Prison Lavatory                                   | 44.00         | 28.60         | 0.38            | 671254039414 |
| 3301036     | A-36-A         | Repair Kit Regal® 4.5 gpf/16.9 Lpf Closet                                | 38.00         | 19.00         | 0.38            | 671254039421 |
| 3301037     | A-37-A         | Repair Kit Regal® 1.5 gpf/5.7 Lpf Urinal                                 | 38.00         | 19.00         | 0.38            | 671254039438 |
| 3301038     | A-38-A         | Repair Kit Regal® 3.5 gpf/13.2 Lpf Closet                                | 38.00         | 19.00         | 0.38            | 671254039445 |
| 3301039     | A-39-A         | Repair Kit Regal® 4.5 gpf Pedal Closet                                   | 44.60         | 28.99         | 0.40            | 671254039452 |
| 0301077PK   | A-4            | Continental® Cover   | 43.80         | 28.47         | 0.61            | 671254000520 |
| 3301040     | A-40-A         | Repair Kit Regal® 1.5 gpf/5.7 Lpf Pedal Urinal                           | 44.60         | 28.99         | 0.40            | 671254039469 |
| 3301041     | A-41-A         | Repair Kit Regal® 1.6 gpf/6.0 Lpf Closet LC                              | 40.50         | 20.50         | 0.35            | 671254039476 |
| 3301044     | A-42-A         | Repair Kit Regal® 1.0 gpf/3.8 Lpf Urinal LC                              | 40.50         | 20.50         | 0.37            | 671254045705 |
| 3301081     | A-43-A         | Repair Kit Regal® 0.5 gpf/1.9 Lpf Urinal                                 | 40.50         | 20.50         | 0.38            | 671254130609 |



A-19-AC



A-37-A




A-56-A



B-12-A



| Code Number | Product Number | Description  | List Price \$ | MAPP Price \$ | Est. Wt. (lbs.) | UPC Code     |
|-------------|----------------|--|---------------|---------------|-----------------|--------------|
| 3301024     | A-44-A         | Repair Kit Regal® 2.4 gpf/9.0 Lpf Closet                                       | 40.50         | 20.50         | 0.38            | 671254124851 |
| 0301255     | A-50           | Wrench   | 74.45         | 48.39         | 1.12            | 671254001053 |
| 5301170     | A-56-A         | Diaphragm w/A-29 – Quantity Pack only (48/pack)                                | 10.10         | 6.57          | 1.13            | 671254044753 |
| 5301176     | A-56-AA        | Diaphragm Repair Kit w/A-29 – Old Style pre-1965 – Quantity Pack only (6/pack) | 21.60         | 14.04         | 1.25            | 671254044746 |
| 0301082PK   | A-6            | Handle Coupling CP   | 9.75          | 6.34          | 0.07            | 671254000537 |
| 0301083PK   | A-6            | Handle Coupling RB   | 8.80          | 5.72          | 0.07            | 671254000537 |
| 0301168     | A-71           | Inside Cover   | 12.00         | 7.80          | 0.09            | 671254000803 |
| 0301221     | A-71           | Continental® Inside Cover  | 15.60         | 10.14         | 0.08            | 671254000926 |
| 0301173PK   | A-72           | Outside Cover RB   | 36.05         | 23.43         | 0.73            | 671254000834 |
| 0301172PK   | A-72           | Outside Cover CP   | 39.20         | 25.48         | 0.73            | 671254000834 |
| 0302116     | B-12-A         | Handle 3-3/4" LDIM CP  | 141.50        | 91.98         | 1.45            | 671254001794 |
| 0302124     | B-12-A         | Handle 4-3/4" LDIM CP  | 148.80        | 96.72         | 1.57            | 671254001800 |
| 0302131     | B-12-A         | Handle 5-3/4" LDIM CP  | 155.95        | 101.37        | 1.73            | 671254001817 |
| 0302138     | B-12-A         | Handle 6-3/4" LDIM CP  | 163.25        | 106.11        | 1.85            | 671254001824 |
| 0302146     | B-12-A         | Handle 7-3/4" LDIM CP  | 170.20        | 110.63        | 1.99            | 671254001831 |
| 0302152     | B-12-A         | Handle 8-3/4" LDIM CP  | 177.45        | 115.34        | 2.13            | 671254001848 |
| 0302158     | B-12-A         | Handle 9-3/4" LDIM CP  | 184.40        | 119.86        | 2.24            | 671254001862 |
| 0302159     | B-12-A         | Handle 10-3/4" LDIM CP   | 192.55        | 125.16        | 2.49            | 671254001879 |
| 0302164     | B-12-A         | Handle 11-3/4" LDIM CP   | 198.85        | 129.25        | 2.63            | 671254001886 |
| 0302165     | B-12-A         | Handle 12-3/4" LDIM CP   | 205.85        | 133.80        | 2.80            | 671254001893 |
| 0302167     | B-12-A         | Handle 13-3/4" LDIM CP   | 213.25        | 138.61        | 2.94            | 671254001916 |
| 0302169     | B-12-A         | Handle 14-3/4" LDIM CP   | 220.30        | 143.20        | 3.09            | 671254001923 |
| 0302171     | B-12-AWB       | Handle 3-3/4" LDIM CP for Wall Box   | 187.65        | 121.97        | 1.45            | 671254221529 |
| 0302172     | B-12-AWB       | Handle 4-3/4" LDIM CP for Wall Box   | 194.95        | 126.72        | 1.57            | 671254221536 |
| 0302173     | B-12-AWB       | Handle 5-3/4" LDIM CP for Wall Box   | 202.05        | 131.33        | 1.73            | 671254221543 |
| 0302174     | B-12-AWB       | Handle 6-3/4" LDIM CP for Wall Box   | 209.10        | 135.92        | 1.85            | 671254221550 |
| 0302175     | B-12-AWB       | Handle 7-3/4" LDIM CP for Wall Box   | 216.30        | 140.60        | 1.99            | 671254221567 |
| 0302176     | B-12-AWB       | Handle 8-3/4" LDIM CP for Wall Box   | 223.45        | 145.24        | 2.13            | 671254221574 |
| 0302177     | B-12-AWB       | Handle 9-3/4" LDIM CP for Wall Box   | 230.50        | 149.83        | 2.24            | 671254221581 |
| 0302178     | B-12-AWB       | Handle 10-3/4" LDIM CP for Wall Box  | 237.65        | 154.47        | 2.49            | 671254221598 |
| 0302197     | B-15-A         | Filler Rod 4-3/4" LDIM   | 13.25         | 8.61          | 0.05            | 671254001947 |
| 0302201     | B-15-A         | Filler Rod 5-3/4" LDIM   | 14.10         | 9.17          | 0.06            | 671254001954 |
| 0302208     | B-15-A         | Filler Rod 6-3/4" LDIM   | 14.75         | 9.59          | 0.07            | 671254002012 |
| 0302211     | B-15-A         | Filler Rod 7-3/4" LDIM   | 15.60         | 10.14         | 0.09            | 671254002036 |
| 0302216     | B-15-A         | Filler Rod 8-3/4" LDIM   | 16.15         | 10.50         | 0.10            | 671254002043 |
| 0302219     | B-15-A         | Filler Rod 9-3/4" LDIM   | 17.00         | 11.05         | 0.13            | 671254002050 |
| 0302223     | B-15-A         | Filler Rod 10-3/4" LDIM  | 17.55         | 11.41         | 0.14            | 671254002067 |
| 0302226     | B-15-A         | Filler Rod 11-3/4" LDIM  | 18.10         | 11.77         | 0.15            | 671254002074 |
| 0302232     | B-15-A         | Filler Rod 13-3/4" LDIM  | 19.55         | 12.71         | 0.17            | 671254002128 |
| 0302233     | B-15-A         | Filler Rod 14-3/4" LDIM  | 20.40         | 13.26         | 0.18            | 671254002135 |



B-15-A



B-23



B-32-A



B-51-A

| Code Number | Product Number | Description                                     | List Price \$ | MAPP Price \$ | Est. Wt. (lbs.) | UPC Code     |
|-------------|----------------|---|---------------|---------------|-----------------|--------------|
| 0302301     | B-15-A         | Filler Rod 12-3/4" LDIM                         | 18.85         | 12.25         | 0.16            | 671254002425 |
| 0302252     | B-23           | SPL VR Flange for Wall Box                      | 57.10         | 37.12         | 0.18            | 671254002289 |
| 0302248PK   | B-23           | Wall Flange 2-3/4"                              | 25.05         | 16.28         | 0.18            | 671254002265 |
| 0302260PK   | B-24           | Locknut RB                                      | 10.10         | 6.57          | 0.24            | 671254002302 |
| 5302274     | B-32           | Grip CP – Quantity Pack only (12/pack)          | 13.00         | 8.45          | 3.57            | 671254044845 |
| 5302279     | B-32-A         | Handle Assembly – Quantity Pack only (6/pack)   | 22.50         | 14.63         | 3.18            | 671254044708 |
| 5302297     | B-39           | Seal – Quantity Pack only (12/pack)             | 1.80          | 1.17          | 0.04            | 671254044685 |
| 3302304     | B-40-A         | Handle Repair Kit                               | 201.30        | 130.85        | 0.37            | 671254040205 |
| 5302305     | B-50-A         | Handle Repair Kit – Quantity Pack only (6/pack) | 5.65          | 3.15          | 0.60            | 671254044692 |
| 3302306     | B-51-A         | Handle Repair Kit                               | 11.35         | 7.38          | 0.03            | 671254131774 |
| 3302003     | B-51-A-BX      | Handle Repair Kit – Boxed                       | 10.95         | 6.05          | 0.10            | 671254267466 |
| 0302013PK   | B-6            | Socket 3-3/4" LDIM RB                           | 50.75         | 32.99         | 0.32            | 671254001329 |
| 0302037PK   | B-6-A          | Socket 4-3/4" LDIM RB                           | 57.10         | 37.12         | 0.44            | 671254001350 |
| 0302039PK   | B-6-A          | Socket 4-3/4" LDIM CP for Wall Box              | 103.20        | 67.08         | 0.42            | 671254001374 |
| 0302042PK   | B-6-A          | Socket 5-3/4" LDIM RB                           | 63.70         | 41.41         | 0.56            | 671254001381 |
| 0302045PK   | B-6-A          | Socket 5-3/4" LDIM CP for Wall Box              | 109.95        | 71.47         | 0.56            | 671254221499 |
| 0302050PK   | B-6-A          | Socket 6-3/4" LDIM RB                           | 70.60         | 45.89         | 0.68            | 671254001404 |
| 0302052PK   | B-6-A          | Socket 6-3/4" LDIM CP for Wall Box              | 116.70        | 75.86         | 0.68            | 671254001411 |
| 0302054PK   | B-6-A          | Socket 7-3/4" LDIM RB                           | 77.30         | 50.25         | 0.80            | 671254001435 |
| 0302056PK   | B-6-A          | Socket 7-3/4" LDIM CP for Wall Box              | 123.15        | 80.05         | 0.80            | 671254221505 |
| 0302059PK   | B-6-A          | Socket 8-3/4" LDIM RB                           | 83.85         | 54.50         | 0.92            | 671254001466 |
| 0302062PK   | B-6-A          | Socket 8-3/4" LDIM CP for Wall Box              | 130.05        | 84.53         | 0.92            | 671254001473 |
| 0302063PK   | B-6-A          | Socket 9-3/4" LDIM RB                           | 90.55         | 58.86         | 1.02            | 671254001480 |
| 0302065PK   | B-6-A          | Socket 9-3/4" LDIM CP for Wall Box              | 136.65        | 88.82         | 1.03            | 671254001497 |
| 0302067PK   | B-6-A          | Socket 10-3/4" LDIM CP for Wall Box             | 143.50        | 93.28         | 1.28            | 671254001503 |
| 0302069PK   | B-6-A          | Socket 10-3/4" LDIM RB                          | 97.20         | 63.18         | 1.26            | 671254001510 |
| 0302072PK   | B-6-A          | Socket 11-3/4" LDIM CP for Wall Box             | 150.05        | 97.53         | 1.43            | 671254001534 |
| 0302074PK   | B-6-A          | Socket 11-3/4" LDIM RB                          | 103.80        | 67.47         | 1.38            | 671254001558 |
| 0302076PK   | B-6-A          | Socket 12-3/4" LDIM CP for Wall Box             | 156.65        | 101.82        | 1.57            | 671254001565 |
| 0302077PK   | B-6-A          | Socket 12-3/4" LDIM RB                          | 110.60        | 71.89         | 1.54            | 671254001572 |
| 0302080PK   | B-6-A          | Socket 13-3/4" LDIM RB                          | 117.25        | 76.21         | 1.67            | 671254001602 |
| 0302082PK   | B-6-A          | Socket 14-3/4" LDIM RB                          | 170.00        | 110.50        | 1.80            | 671254001619 |
| 0302082PK   | B-6-A          | Socket 14-3/4" LDIM CP for Wall Box             | 170.00        | 110.50        | 1.85            | 671254221512 |
| 0302085PK   | B-6-A          | Socket 13-3/4" LDIM CP for Wall Box             | 163.40        | 106.21        | 1.73            | 671254142541 |
| 0302109     | B-7-A          | Socket CP                                       | 9.75          | 6.34          | 0.12            | 671254001756 |
| 0302390     | B-73-A         | Handle Assembly CP (ADA compliant)              | 29.90         | 19.44         | 0.57            | 671254056671 |
| 3302002     | B-73-A-BX      | Handle Assembly CP (ADA compliant) – Boxed      | 29.90         | 19.44         | 0.59            | 671254267459 |
| 0302330     | B-73-A-SG      | Handle Assembly CP (ADA compliant) w/Sani-Guard | 68.95         | 44.82         | 0.52            | 671254337510 |
| 0302389PK   | B-74           | CP Grip (ADA Compliant)                         | 18.10         | 11.77         | 0.37            | 671254056664 |
| 0302370     | B-93-ANS       | Handle Assembly ADA 20% Nickel                  | 58.75         | 38.19         | 0.57            | 671254132795 |
| 0302375     | B-95-A         | Royal II® Handle Assembly                       | 91.35         | 59.38         | 0.69            | 671254257436 |



B-73-A-SG



B-74



C-34



C-43-A

| Code Number | Product Number | Description   | List Price \$ | MAPP Price \$ | Est. Wt. (lbs.) | UPC Code     |
|-------------|----------------|---|---------------|---------------|-----------------|--------------|
| 3303347     | C-1000-A       | 3" Push Button Replacement Kit for C-42-A PB Assembly | 42.85         | 27.85         | 0.44            | 671254040366 |
| 0303002PK   | C-2            | Push Button (only) CP                                 | 16.15         | 10.50         | 0.13            | 671254002500 |
| 0303009     | C-2-A          | Push Button Assembly CP                               | 33.15         | 21.55         | 0.32            | 671254002517 |
| 0303289     | C-33-A         | Pedal Assembly Push Button                            | 181.70        | 118.11        | 1.10            | 671254003675 |
| 0303293     | C-34           | Pedal CP  | 79.85         | 51.90         | 0.35            | 671254003699 |
| 5303298     | C-35           | Screw CP – Quantity Pack only (12/pack)               | 1.80          | 1.17          | 0.01            | 671254044869 |
| 0303303     | C-40           | Pedal Flange w/Set Screw CP                           | 132.60        | 86.19         | 0.38            | 671254003736 |
| 0303308     | C-40-A         | Pedal Assembly 3-3/4" LDIM CP                         | 255.85        | 166.30        | 1.71            | 671254003750 |
| 0303310     | C-40-A         | Pedal Assembly 4-3/4" LDIM CP                         | 264.95        | 172.22        | 1.86            | 671254003774 |
| 0303312     | C-40-A         | Pedal Assembly 5-3/4" LDIM CP                         | 252.05        | 163.83        | 2.01            | 671254003798 |
| 0303315     | C-40-A         | Pedal Assembly 6-3/4" LDIM CP                         | 283.40        | 184.21        | 2.16            | 671254003811 |
| 0303321     | C-40-A         | Pedal Assembly 7-3/4" LDIM CP                         | 292.85        | 190.35        | 2.31            | 671254003835 |
| 0303323     | C-40-A         | Pedal Assembly 8-3/4" LDIM CP                         | 301.95        | 196.27        | 2.46            | 671254003859 |
| 0303328     | C-40-A         | Pedal Assembly 9-3/4" LDIM CP                         | 311.30        | 202.35        | 2.61            | 671254003873 |
| 0303330     | C-40-A         | Pedal Assembly 10-3/4" LDIM CP                        | 320.30        | 208.20        | 2.75            | 671254003897 |
| 0303351     | C-42-A         | 3" Button Assembly CP for Exposed Valve               | 48.30         | 31.40         | 0.81            | 671254003996 |
| 5303354     | C-43           | Screw – Quantity Pack only (6/pack)                   | 3.55          | 2.31          | 0.01            | 671254044876 |
| 0303360     | C-43-A         | 3" Push Button Assembly 3-3/4" LDIM CP                | 213.80        | 138.97        | 1.20            | 671254004023 |
| 0303361     | C-43-A         | 3" Push Button Assembly 4-3/4" LDIM CP                | 221.15        | 143.75        | 1.52            | 671254004030 |
| 0303362     | C-43-A         | 3" Push Button Assembly 5-3/4" LDIM CP                | 228.35        | 148.43        | 1.84            | 671254004047 |
| 0303363     | C-43-A         | 3" Push Button Assembly 6-3/4" LDIM CP                | 235.85        | 153.30        | 2.16            | 671254004054 |
| 0303364     | C-43-A         | 3" Push Button Assembly 7-3/4" LDIM CP                | 243.35        | 158.18        | 2.48            | 671254004061 |
| 0303365     | C-43-A         | 3" Push Button Assembly 8-3/4" LDIM CP                | 250.65        | 162.92        | 2.80            | 671254004078 |
| 0303367     | C-43-A         | 3" Push Button Assembly 9-3/4" LDIM CP                | 258.00        | 167.70        | 3.12            | 671254004085 |
| 0303369     | C-43-A         | 3" Push Button Assembly 10-3/4" LDIM CP               | 265.35        | 172.48        | 3.44            | 671254004092 |
| 0303359     | C-43-AWB       | 3" Push Button Assembly 3-3/4" LDIM CP for Wall Box   | 259.70        | 168.81        | 1.20            | 671254206045 |
| 0303375     | C-43-AWB       | 3" Push Button Assembly 4-3/4" LDIM CP for Wall Box   | 267.20        | 173.68        | 1.52            | 671254221659 |
| 0303376     | C-43-AWB       | 3" Push Button Assembly 5-3/4" LDIM CP for Wall Box   | 274.70        | 178.56        | 1.84            | 671254221666 |
| 0303377     | C-43-AWB       | 3" Push Button Assembly 6-3/4" LDIM CP for Wall Box   | 281.80        | 183.17        | 2.16            | 671254221697 |
| 0303378     | C-43-AWB       | 3" Push Button Assembly 7-3/4" LDIM CP for Wall Box   | 289.45        | 188.14        | 2.48            | 671254221703 |
| 0303379     | C-43-AWB       | 3" Push Button Assembly 8-3/4" LDIM CP for Wall Box   | 296.75        | 192.89        | 2.80            | 671254221710 |
| 0303380     | C-43-AWB       | 3" Push Button Assembly 9-3/4" LDIM CP for Wall Box   | 304.05        | 197.63        | 3.12            | 671254221727 |
| 0303381     | C-43-AWB       | 3" Push Button Assembly 10-3/4" LDIM CP for Wall Box  | 311.40        | 202.41        | 3.44            | 671254221734 |
| 0303382     | C-43-AWB       | 3" Push Button Assembly 11-3/4" LDIM CP for Wall Box  | 318.75        | 207.19        | 3.81            | 671254141834 |
| 0303383     | C-43-AWB       | 3" Push Button Assembly 12-3/4" LDIM CP for Wall Box  | 326.05        | 211.93        | 4.08            | 671254221741 |
| 3303393     | C-61-A         | Repair Kit for Exposed Seat Operated Valve            | 15.60         | 10.14         | 0.16            | 671254040380 |
| 3303394     | C-62-A         | Repair Kit for Concealed Seat Operated Valve          | 28.75         | 18.69         | 0.20            | 671254040397 |
| 3303396     | C-64-A         | Repair Kit for Exposed 3" Push Button                 | 13.60         | 8.84          | 0.16            | 671254045729 |
| 3303398     | C-70-A         | Repair Kit for C-9-A PB Assembly                      | 11.60         | 7.54          | 0.18            | 671254040434 |
| 0303036     | C-9-A          | Push Button Assembly 3-3/4" LDIM CP                   | 147.55        | 95.91         | 1.23            | 671254002623 |
| 0303054     | C-9-A          | Push Button Assembly 4-3/4" LDIM CP                   | 154.60        | 100.49        | 1.33            | 671254002654 |



C-61-A



C-70-A



C-9-A

| Code Number | Product Number | Description  | List Price \$ | MAPP Price \$ | Est. Wt. (lbs.) | UPC Code     |
|-------------|----------------|--|---------------|---------------|-----------------|--------------|
| 0303064     | C-9-A          | Push Button Assembly 5-3/4" LDIM CP                        | 161.75        | 105.14        | 1.53            | 671254002678 |
| 0303074     | C-9-A          | Push Button Assembly 6-3/4" LDIM CP                        | 168.80        | 109.72        | 1.63            | 671254002692 |
| 0303087     | C-9-A          | Push Button Assembly 7-3/4" LDIM CP                        | 176.05        | 114.43        | 1.73            | 671254002739 |
| 0303095     | C-9-A          | Push Button Assembly 8-3/4" LDIM CP                        | 183.10        | 119.02        | 1.90            | 671254002777 |
| 0303108     | C-9-A          | Push Button Assembly 9-3/4" LDIM CP                        | 189.90        | 123.44        | 2.10            | 671254002876 |
| 0303117     | C-9-A          | Push Button Assembly 10-3/4" LDIM CP                       | 197.40        | 128.31        | 2.25            | 671254002937 |
| 0303124     | C-9-A          | Push Button Assembly 11-3/4" LDIM CP                       | 204.40        | 132.86        | 2.35            | 671254002982 |
| 0303129     | C-9-A          | Push Button Assembly 12-3/4" LDIM CP                       | 211.70        | 137.61        | 2.60            | 671254003002 |
| 0303135     | C-9-A          | Push Button Assembly 13-3/4" LDIM CP                       | 218.75        | 142.19        | 2.75            | 671254003040 |
| 0303137     | C-9-A          | Push Button Assembly 14-3/4" LDIM CP                       | 225.85        | 146.80        | 2.85            | 671254003057 |
| 0303037     | C-9-AWB        | Push Button Assembly 3-3/4" LDIM CP for Wall Box           | 193.55        | 125.81        | 1.23            | 671254002630 |
| 0303043     | C-9-AWB        | Push Button Assembly 4-3/4" LDIM CP for Wall Box           | 200.65        | 130.42        | 1.33            | 671254002647 |
| 0303068     | C-9-AWB        | Push Button Assembly 5-3/4" LDIM CP for Wall Box           | 207.65        | 134.97        | 1.53            | 671254221604 |
| 0303081     | C-9-AWB        | Push Button Assembly 6-3/4" LDIM CP for Wall Box           | 214.85        | 139.65        | 1.63            | 671254002722 |
| 0303091     | C-9-AWB        | Push Button Assembly 7-3/4" LDIM CP for Wall Box           | 222.00        | 144.30        | 1.73            | 671254002760 |
| 0303096     | C-9-AWB        | Push Button Assembly 8-3/4" LDIM CP for Wall Box           | 229.25        | 149.01        | 1.90            | 671254002784 |
| 0303104     | C-9-AWB        | Push Button Assembly 14-3/4" LDIM CP for Wall Box          | 271.95        | 176.77        | 2.85            | 671254221611 |
| 0303105     | C-9-AWB        | Push Button Assembly 9-3/4" LDIM CP for Wall Box           | 236.45        | 153.69        | 2.10            | 671254002845 |
| 0303115     | C-9-AWB        | Push Button Assembly 10-3/4" LDIM CP for Wall Box          | 243.45        | 158.24        | 2.25            | 671254002920 |
| 0303118     | C-9-AWB        | Push Button Assembly 12-3/4" LDIM CP for Wall Box          | 257.45        | 167.34        | 2.60            | 671254221628 |
| 0303122     | C-9-AWB        | Push Button Assembly 11-3/4" LDIM CP for Wall Box          | 250.65        | 162.92        | 2.35            | 671254002968 |
| 0303143     | C-9-AWB        | Push Button Assembly 13-3/4" LDIM CP for Wall Box          | 264.85        | 172.15        | 2.75            | 671254221635 |
| 5314092     | CN-1000-A      | Reg. Screw Kit (Crown®) – Quantity Pack only (6/pack)      | 11.60         | 7.54          | 0.10            | 671254115613 |
| 0314016     | CN-1002-A      | Closet Piston with Main Seat                               | 84.25         | 54.76         | 0.28            | 671254012431 |
| 0314017     | CN-1003-A      | Urinal Piston with Main Seat                               | 84.25         | 54.76         | 0.50            | 671254012448 |
| 5314094     | CN-1004-A      | Piston Rebuilding Kit – Quantity Pack only (6/pack)        | 75.45         | 49.04         | 0.10            | 671254115323 |
| 5314184     | CN-1006-A      | Shower Piston Rebuilding Kit – Quantity Pack only (6/pack) | 48.65         | 31.62         | 0.20            | 671254115316 |
| 5314010     | CN-1007-A      | Cap & Screw Repair Kit – Quantity Pack only (6/pack)       | 2.70          | 1.76          | 0.01            | 671254115538 |
| 3314015     | CN-1008-A      | Reg. Screw Repair Kit                                      | 19.05         | 12.38         | 0.24            | 671254115330 |
| 0314191     | CN-1009-A      | Shower Piston Main Seat                                    | 108.85        | 70.75         | 0.35            | 671254046498 |
| 5314050     | CN-1010-A      | Washer Repair Kit – Quantity Pack only (6/pack)            | 22.15         | 14.40         | 0.01            | 671254115231 |
| 5314236     | CN-105         | Cover Gasket – Quantity Pack only (24/pack)                | 1.65          | 1.07          | 0.01            | 671254114586 |
| 5314226     | CN-120         | Relief Valve Seat – Quantity Pack only (12/pack)           | 2.50          | 1.63          | 0.10            | 671254115293 |
| 0314223PK   | CN-121-A       | Main Seat for Shower Piston                                | 12.80         | 8.32          | 0.04            | 671254114609 |
| 0314240     | CN-123-AC      | Closet Guide Assembly                                      | 36.40         | 23.66         | 0.30            | 671254115279 |
| 0314242     | CN-123-AU      | Urinal Guide Assembly                                      | 36.40         | 23.66         | 0.30            | 671254115262 |
| 0314082     | CN-15          | Top Plate  | 7.65          | 4.97          | 0.01            | 671254125605 |
| 0314179PK   | CN-15-A        | Top Plate for Shower                                       | 14.10         | 9.17          | 0.06            | 671254115415 |
| 0314228     | CN-160         | Piston Body only   | 16.15         | 10.50         | 0.05            | 671254115286 |
| 5314200     | CN-17          | Top Plate Screws – Quantity Pack only (24/pack)            | 1.30          | 0.85          | 0.01            | 671254115309 |
| 0314078     | CN-18-A        | Relief Valve Assembly                                      | 13.60         | 8.84          | 0.07            | 671254012486 |



CN-66-A



CN-86-A



CR-1009-A



DO-10


| Code Number | Product Number | Description  | List Price \$ | MAPP Price \$ | Est. Wt. (lbs.) | UPC Code     |
|-------------|----------------|--|---------------|---------------|-----------------|--------------|
| 0314234PK   | CN-21-A        | Main Seat  | 17.50         | 11.38         | 0.03            | 671254114616 |
| 0314204PK   | CN-57          | Xpelor®  | 2.85          | 1.85          | 0.08            | 671254221901 |
| 0314189     | CN-66-A        | Guide to Shower Piston                                     | 28.80         | 18.72         | 0.28            | 671254057845 |
| 5314188     | CN-68-A        | Single Lip Cup – Quantity Pack only (12/pack)              | 7.65          | 4.97          | 0.03            | 671254115408 |
| 5314243     | CN-76          | Cover Gasket – Quantity Pack only (24/pack)                | 1.65          | 1.07          | 0.03            | 671254115392 |
| 0314229     | CN-86-A        | Cover Assembly CP w/CN-105 Gasket                          | 135.85        | 88.30         | 0.80            | 671254248939 |
| 0314230     | CN-86-A        | Cover Assembly RB w/CN-105 Gasket                          | 123.80        | 80.47         | 0.80            | 671254248946 |
| 3332003     | CR-1004-A      | Crown® Piston Kit – 1.6 gpf/6.0 Lpf Water Closet           | 94.05         | 61.13         | .23             | 671254272323 |
| 3332004     | CR-1005-A      | Crown® Piston Kit – 1.0 gpf/3.8 Lpf Urinal                 | 94.05         | 61.13         | .23             | 671254272330 |
| 3332005     | CR-1006-A      | Crown® Piston Kit – 0.5 gpf/1.9 Lpf Urinal                 | 94.05         | 61.13         | .23             | 671254272347 |
| 3332000     | CR-1008-A      | Crown® Flange Kit 3/4" CP                                  | 30.10         | 19.57         | 0.14            | 671254262591 |
| 3332001     | CR-1009-A      | Crown® Flange Kit 1-1/4" CP                                | 30.10         | 19.57         | 0.20            | 671254262607 |
| 3332002     | CR-1010-A      | Crown® Flange Kit 1-1/2" CP                                | 30.10         | 19.57         | 0.21            | 671254262713 |
| 3332013     | CR-1011-A      | Crown® Piston Kit – 1.28 gpf/4.8 Lpf Water Closet          | 94.05         | 61.13         | 0.23            | 671254394506 |
| 3332016     | CR-1014-A      | Crown® Piston Kit – 0.125 gpf/0.5 Lpf Urinal               | 94.05         | 61.13         | 0.23            | 671254413115 |
| 3332017     | CR-1015-A      | Crown® Piston Kit – 0.25 gpf/1.0 Lpf Urinal                | 94.05         | 61.13         | 0.23            | 671254413009 |
| 0332006PK   | CR-116         | Crown® Cover CP  | 86.15         | 56.00         | 0.78            | 671254269026 |
| 0332045     | CR-132-A       | Crown II® Handle & Cover Trim Ring Kit CP                  | 52.55         | 34.16         | 0.01            | 671254268715 |
| 0332046     | CR-132-A       | Crown II® Handle & Cover Trim Ring Kit PVD PB              | 72.65         | 47.22         | 0.01            | 671254268722 |
| 0332048     | CR-132-A       | Crown II® Handle & Cover Trim Ring Kit PVD BN              | 107.80        | 70.07         | 0.01            | 671254268746 |
| 0332049     | CR-132-A       | Crown II® Handle & Cover Trim Ring Kit SF                  | 90.30         | 58.70         | 0.01            | 671254268753 |
| 0332025     | CR-137-A       | Crown® Nonhold Open Piston Assembly Urinal 1.0 gpf/3.8 Lpf | 69.70         | 45.31         | 0.20            | 671254269064 |
| 0332026     | CR-138-A       | Crown® Nonhold Open Piston Assembly Urinal 0.5 gpf/1.9 Lpf | 69.70         | 45.31         | 0.20            | 671254269071 |
| 0337007     | DO-1           | Cover Nut NP   | 20.10         | 13.07         | 0.24            | 671254015135 |
| 0337003PK   | DO-10          | Upper Body NP  | 99.65         | 64.77         | 1.12            | 671254015104 |
| 0337044     | DO-1000-A      | Piston w/DO-6  | 13.60         | 8.84          | 0.04            | 671254015289 |
| 3337035     | DO-1001-A      | Dolphin® Handle Kit  | 124.00        | 80.60         | 0.68            | 671254046382 |
| 5337011     | DO-11          | Cover Screws CP (4 req.) – Quantity Pack only (24/pack)    | 1.30          | 0.85          | 0.03            | 671254045453 |
| 0337031PK   | DO-13-NC       | Lower Body NP Closet                                       | 92.55         | 60.16         | 1.39            | 671254045750 |
| 0337032PK   | DO-13-NU       | Lower Body NP Urinal                                       | 92.55         | 60.16         | 1.39            | 671254045767 |
| 0337005PK   | DO-14          | Bushing RB   | 12.80         | 8.32          | 0.20            | 671254015111 |
| 5337034     | DO-17          | Insert RB – Quantity Pack only (6/pack)                    | 3.95          | 2.57          | 0.20            | 671254045446 |
| 0337036     | DO-19-A        | Seat Assembly w/ O-Ring                                    | 18.85         | 12.25         | 0.01            | 671254015265 |
| 5337125     | DO-2           | O-Ring – Seat – Quantity Pack only (6/pack)                | 4.45          | 2.89          | 0.10            | 671254045408 |
| 0337086PK   | DO-22          | O-Ring   | 1.65          | 1.07          | —               | 671254015319 |
| 5337129     | DO-28          | Retaining Ring – Quantity Pack only (24/pack)              | 1.15          | 0.75          | 0.04            | 671254045385 |
| 5337126     | DO-3           | Screw RB – Quantity Pack only (6/pack)                     | 3.95          | 2.57          | 0.03            | 671254045392 |
| 0337134     | DO-32          | Flex Sack Assembly   | 24.65         | 16.02         | 0.11            | 671254015364 |
| 0337136     | DO-32-AA       | Repair Kit (Sack Assembly)                                 | 32.85         | 21.35         | 0.12            | 671254015371 |
| 0337137     | DO-32-AAN      | Repair Kit (Sack Assembly & Stem)                          | 70.75         | 45.99         | 0.12            | 671254015388 |



DO-22



DV-1



DV-11



DV-32-AA

| Code Number | Product Number | Description                                    | List Price \$ | MAPP Price \$ | Est. Wt. (lbs.) | UPC Code     |
|-------------|----------------|--|---------------|---------------|-----------------|--------------|
| 5337006     | DO-4           | Stem Nut RB – Quantity Pack only (6/pack)      | 2.70          | 1.76          | 0.10            | 671254045460 |
| 5337075     | DO-6           | O-Ring – Piston – Quantity Pack only (6/pack)  | 2.15          | 1.40          | 0.20            | 671254045422 |
| 5337039     | DO-7           | Piston Spring – Quantity Pack only (6/pack)    | 1.85          | 1.20          | 0.50            | 671254045439 |
| 0330002     | DP-2-A         | Drip Pocket Wall Support                       | 132.05        | 85.83         | 0.23            | 671254014831 |
| 0330015     | DP-4-A         | Drip Pocket CP                                 | 336.50        | 218.73        | 1.64            | 671254014886 |
| 0330021     | DP-6-A         | Flush Connection CP                            | 255.15        | 165.85        | 2.25            | 671254014893 |
| 0309001PK   | DV-1           | Diverter Valve Body CP                         | 148.15        | 96.30         | 1.15            | 671254011342 |
| 3309035     | DV-1001-A      | Wall Support Kit                               | 70.25         | 45.66         | 0.51            | 671254042971 |
| 3309036     | DV-1002-A      | Deoseptic Pivot Replacement Kit                | 252.50        | 164.13        | 0.75            | 671254042988 |
| 3309037     | DV-1003-A      | Pivot Replacement Kit                          | 100.70        | 65.46         | 0.75            | 671254042995 |
| 3309040     | DV-1004-A      | Seal Set for Deoseptic Diverter                | 53.30         | 34.65         | 1.15            | 671254043008 |
| 3309048     | DV-1005-A      | Deoseptic Conversion Kit                       | 367.00        | 238.55        | 2.17            | 671254043046 |
| 3309032     | DV-1007-A      | Spray Arm Repair Kit                           | 13.25         | 8.61          | 0.17            | 671254042964 |
| 3309077     | DV-1014-A      | Short Spray Arm Replacement Kit                | 116.20        | 75.53         | 1.00            | 671254133464 |
| 0309012     | DV-12          | Wall Flange w/Set Screw CP                     | 38.20         | 24.83         | 0.24            | 671254011427 |
| 0309013PK   | DV-13          | Support Rod CP                                 | 21.70         | 14.11         | 0.56            | 671254045781 |
| 0309014PK   | DV-14          | Diverter Valve Seal                            | 1.80          | 1.17          | 0.01            | 671254011441 |
| 0309016PK   | DV-16          | Diverter Valve Seal Washer                     | 1.10          | 0.72          | 0.01            | 671254011465 |
| 0309002PK   | DV-2           | Nozzle pivot                                   | 94.70         | 61.56         | 0.35            | 671254011359 |
| 0309023     | DV-20          | O-Ring   | 1.10          | 0.72          | 0.01            | 671254011496 |
| 0309025     | DV-22          | O-Ring   | 1.10          | 0.72          | 0.01            | 671254011519 |
| 0309026     | DV-23          | Adjusting Screw RB                             | 18.45         | 11.99         | 0.01            | 671254011526 |
| 0309018     | DV-29          | Solution Bottle                                | 6.30          | 4.10          | 0.07            | 671254011489 |
| 3309044     | DV-32-AA       | Replacement Spray Arm Kit                      | 116.20        | 75.53         | 0.70            | 671254043015 |
| 0309033     | DV-33-A        | Swivel & Ball Check Assembly CP                | 189.35        | 123.08        | 0.32            | 671254011571 |
| 0309034PK   | DV-34-A        | Pivot & Adapter Assembly CP                    | 110.95        | 72.12         | 0.81            | 671254011588 |
| 0309036     | DV-36-A        | Aspirator Tube Assembly                        | 12.80         | 8.32          | 0.04            | 671254011601 |
| 0309004PK   | DV-4           | Set Screw                                      | 1.80          | 1.17          | 0.01            | 671254011373 |
| 5309031     | DV-50-A        | O-Ring Seal Set – Quantity Pack only (12/pack) | 19.20         | 12.48         | 0.40            | 671254045187 |
| 0309021     | DV-55-A        | Diverter Valve & Spray Arm Assembly CP         | 444.10        | 288.67        | 3.30            | 671254119963 |
| 0309009PK   | DV-9           | Spray Disc Retainer                            | 7.65          | 4.97          | 0.06            | 671254011397 |
| 0306009PK   | F-1            | Outlet 1-1/4" x 8" CP                          | 23.85         | 15.50         | 0.32            | 671254008076 |
| 0306012PK   | F-1            | Outlet 1-1/4" x 10" CP                         | 27.20         | 17.68         | 0.40            | 671254008083 |
| 0306013PK   | F-1            | Outlet 1-1/4" x 12" CP                         | 30.50         | 19.83         | 0.50            | 671254008090 |
| 0306034PK   | F-1            | Outlet 1-1/2" x 8" CP                          | 27.00         | 17.55         | 0.39            | 671254008120 |
| 0306039PK   | F-1            | Outlet 1-1/2" x 10" CP                         | 30.50         | 19.83         | 0.51            | 671254008137 |
| 0306044PK   | F-1            | Outlet 1-1/2" x 12" CP                         | 33.90         | 22.04         | 0.59            | 671254008144 |
| 0396157PK   | F-100          | Outlet 1-1/2" X 5-1/2" RB w/3" score           | 31.90         | 20.74         | 0.25            | 671254016811 |
| 0396158PK   | F-100          | Outlet 1-1/2" X 7-1/2" RB w/3" score           | 38.10         | 24.77         | 0.30            | 671254016828 |
| 0396159PK   | F-100          | Outlet 1-1/2" X 9-1/2" RB w/3" score           | 44.25         | 28.76         | 0.40            | 671254016835 |



DV-9



F-1



F-101

| Code Number | Product Number | Description                                     | List Price \$ | MAPP Price \$ | Est. Wt. (lbs.) | UPC Code     |
|-------------|----------------|---|---------------|---------------|-----------------|--------------|
| 0396160PK   | F-100          | Outlet 1-1/2" X 11-1/2" RB w/3" score           | 50.35         | 32.73         | 0.53            | 671254016842 |
| 0396161PK   | F-100          | Outlet 1-1/2" X 9-1/2" RB w/9" score            | 41.55         | 27.01         | 0.45            | 671254222069 |
| 0396167PK   | F-100          | Outlet 1-1/2" X 13-1/2" RB w/3" score           | 56.65         | 36.82         | 0.61            | 671254222076 |
| 0396169PK   | F-100          | Outlet 1-1/2" X 23-1/2" RB w/3" score           | 87.70         | 57.01         | 1.06            | 671254143791 |
| 0396156PK   | F-100          | Outlet 1-1/2" X 3-1/4" RB w/3" score            | 25.55         | 16.61         | 0.12            | 671254016804 |
| 0309027PK   | F-1003         | Tube Gasket                                     | 2.80          | 1.82          | 0.01            | 671254011533 |
| 0309029PK   | F-1005         | Outlet Tube Flange CP                           | 22.35         | 14.53         | 0.38            | 671254011557 |
| 0396060PK   | F-101          | Outlet 3/4" x 4-1/2"                            | 18.70         | 12.16         | 0.14            | 671254016620 |
| 0396113PK   | F-101          | Outlet 1-1/2" x 9" CP                           | 25.35         | 16.48         | 0.43            | 671254016682 |
| 0396119PK   | F-101          | Outlet 1-1/2" x 10-1/2" CP                      | 27.00         | 17.55         | 0.47            | 671254016699 |
| 0396127PK   | F-101          | Outlet 1-1/2" x 13-1/2" CP                      | 32.10         | 20.87         | 0.65            | 671254016729 |
| 0396142PK   | F-101          | Outlet 1-1/2" x 21-1/2" CP                      | 53.95         | 35.07         | 0.99            | 671254016743 |
| 0396147PK   | F-101          | Outlet 1-1/2" x 24-1/2" CP                      | 58.75         | 38.19         | 1.13            | 671254016767 |
| 0396163PK   | F-102          | Outlet 1-1/4" x 8" CP                           | 37.25         | 24.21         | 0.14            | 671254016859 |
| 0396164PK   | F-102          | Outlet 1-1/4" x 9" CP                           | 38.95         | 25.32         | 0.17            | 671254016866 |
| 0396171PK   | F-102          | Outlet 1-1/4" x 15" CP                          | 48.80         | 31.72         | 0.40            | 671254016880 |
| 0396669PK   | F-102          | Outlet 1-1/2" x 8" CP                           | 38.20         | 24.83         | 0.39            | 671254017702 |
| 0396670PK   | F-102          | Outlet 1-1/2" x 9" CP                           | 40.60         | 26.39         | 0.44            | 671254017719 |
| 0396671PK   | F-102          | Outlet 1-1/2" x 10 CP                           | 42.85         | 27.85         | 0.49            | 671254017726 |
| 0396672PK   | F-102          | Outlet 1-1/2" x 12" CP                          | 47.45         | 30.84         | 0.59            | 671254017733 |
| 0396673PK   | F-102          | Outlet 1-1/2" x 13" CP                          | 49.75         | 32.34         | 0.64            | 671254017740 |
| 0396679PK   | F-102          | Outlet 1-1/2" x 11" CP                          | 44.90         | 29.19         | 0.54            | 671254017771 |
| 0396713PK   | F-102          | Outlet 1-1/2" x 14" CP                          | 49.50         | 32.18         | 0.69            | 671254017788 |
| 0396714PK   | F-102          | Outlet 1-1/2" x 15" CP                          | 54.40         | 35.36         | 0.74            | 671254017795 |
| 0396716PK   | F-102          | Outlet 1-1/2" x 16" CP                          | 56.65         | 36.82         | 0.79            | 671254017818 |
| 0396265PK   | F-109          | Outlet 1-1/4" x 8-1/2" x 5" Bend CP             | 57.10         | 37.12         | 0.47            | 671254017252 |
| 0396283PK   | F-109          | Outlet 1-1/4" x 11-1/2" x 5" Bend CP            | 62.45         | 40.59         | 0.57            | 671254017283 |
| 0396288PK   | F-109          | Outlet 1-1/4" x 13-1/2" x 5" Bend CP            | 65.70         | 42.71         | 0.63            | 671254017306 |
| 0396289PK   | F-109          | Outlet 1-1/4" x 16" x 5" Bend CP                | 70.75         | 45.99         | 0.73            | 671254017313 |
| 0396290PK   | F-109          | Outlet 1-1/4" x 21" x 5" Bend CP                | 79.10         | 51.42         | 0.91            | 671254017320 |
| 0396291PK   | F-109          | Outlet 1-1/4" x 24" x 5" Bend CP                | 84.25         | 54.76         | 1.04            | 671254017337 |
| 0396316PK   | F-109          | Outlet 1-1/2" x 13" x 5" Bend CP                | 68.90         | 44.79         | 1.00            | 671254017399 |
| 0396320PK   | F-109          | Outlet 1-1/2" x 16" x 5" Bend CP                | 74.00         | 48.10         | 1.23            | 671254017405 |
| 0396322PK   | F-109          | Outlet 1-1/2" x 21" x 5" Bend CP                | 82.20         | 53.43         | 1.43            | 671254017429 |
| 0396326PK   | F-109          | Outlet 1-1/2" x 24" x 5" Bend CP                | 87.30         | 56.75         | 1.66            | 671254017436 |
| 0396310PK   | F-109          | Outlet 1-1/2" x 11-1/2" x 5" Bend CP            | 65.70         | 42.71         | 0.88            | 671254017382 |
| 0396191PK   | F-110          | Outlet 1-1/2" x 1-1/4" x 19"-1/2" RB w/3" score | 74.35         | 48.33         | 0.67            | 671254141605 |
| 0396193PK   | F-110          | Outlet 1-1/2" x 1-1/4" x 13-1/2" RB w/3" score  | 55.50         | 36.08         | 0.50            | 671254017023 |
| 0396195PK   | F-110          | Outlet 1-1/2" x 1-1/4" x 3-1/4" RB w/3" score   | 24.45         | 15.89         | 0.36            | 671254017047 |
| 0396196PK   | F-110          | Outlet 1-1/2" x 1-1/4" x 5-1/2" RB w/3" score   | 30.65         | 19.92         | 0.40            | 671254017054 |
| 0396197PK   | F-110          | Outlet 1-1/2" x 1-1/4" x 7-1/2" RB w/3" score   | 36.85         | 23.95         | 0.45            | 671254017061 |



F-110



F-179



F-188



F-2-AA

| Code Number | Product Number | Description   | List Price \$ | MAPP Price \$ | Est. Wt. (lbs.) | UPC Code     |
|-------------|----------------|---|---------------|---------------|-----------------|--------------|
| 0396198PK   | F-110          | Outlet 1-1/2" x 1-1/4" x 9-1/2" RB w/3" score       | 43.10         | 28.02         | 0.49            | 671254017078 |
| 0396199PK   | F-110          | Outlet 1-1/2" x 1-1/4" x 11-1/2" RB w/3" score      | 49.35         | 32.08         | 0.53            | 671254017085 |
| 0396200PK   | F-110          | Outlet 1-1/2" x 1-1/4" x 9-1/2" RB w/9" score       | 40.60         | 26.39         | 0.49            | 671254222083 |
| 0306340     | F-15-A         | Elbow 3/4" & Tail 3-3/4" LDIM RB                    | 62.75         | 40.79         | 0.23            | 671254008724 |
| 0306341     | F-15-A         | Elbow 3/4" & Tail 4-3/4" LDIM CP                    | 114.35        | 74.33         | 0.32            | 671254008731 |
| 0306344     | F-15-A         | Elbow 3/4" & Tail 5-3/4" LDIM RB                    | 65.90         | 42.84         | 0.36            | 671254008755 |
| 0306350     | F-15-A         | Elbow 3/4" & Tail 6-3/4" LDIM RB                    | 67.55         | 43.91         | 0.42            | 671254008762 |
| 0306355     | F-15-A         | Elbow 3/4" & Tail 7-3/4" LDIM RB                    | 69.00         | 44.85         | 0.45            | 671254008779 |
| 0306358     | F-15-A         | Elbow 3/4" & Tail 8-3/4" LDIM RB                    | 70.75         | 45.99         | 0.54            | 671254008786 |
| 0306362     | F-15-A         | Elbow 3/4" & Tail 9-3/4" LDIM RB                    | 72.35         | 47.03         | 0.61            | 671254008793 |
| 0306366     | F-15-A         | Elbow 3/4" & Tail 10-3/4" LDIM RB                   | 74.00         | 48.10         | 0.67            | 671254008809 |
| 0396525PK   | F-182          | Outlet Tube w /1-1/2" X 1/2" Offset                 | 114.60        | 74.49         | 0.48            | 671254222090 |
| 0396530PK   | F-188          | Offset Outlet Tube 1-1/2" X 13-1/4" X 1" Offset     | 153.35        | 99.68         | 0.74            | 671254247420 |
| 0396532PK   | F-189          | Offset Outlet Tube 1-1/2" X 13-1/4" X 1-1/2" Offset | 153.35        | 99.68         | 0.74            | 671254247413 |
| 0396534PK   | F-190          | Offset Outlet Tube 1-1/2" X 13-1/4" X 2" Offset     | 153.35        | 99.68         | 0.74            | 671254247437 |
| 0306045PK   | F-2            | Coupling Nut 1-1/2"                                 | 8.80          | 5.72          | 0.13            | 671254008151 |
| 0306052     | F-2-A          | Coupling Assembly 3/4" (19mm) CP                    | 12.45         | 8.09          | 0.06            | 671254008175 |
| 0306059     | F-2-A          | Coupling Assembly 1-1/4" (32mm) RB                  | 12.60         | 8.19          | 0.12            | 671254008236 |
| 0306060     | F-2-A          | Coupling Assembly 1-1/4" (32mm) CP                  | 12.80         | 8.32          | 0.12            | 671254008243 |
| 0306077     | F-2-A          | Coupling Assembly 1" CP                             | 12.80         | 8.32          | 0.10            | 671254008267 |
| 0306087     | F-2-A          | Coupling Assembly 1-1/2" (38mm) RB w/S-30           | 9.85          | 6.40          | 0.13            | 671254008274 |
| 0306088     | F-2-A          | Coupling Assembly 1-1/2" (38mm) RB                  | 9.85          | 6.40          | 0.13            | 671254008281 |
| 0306091     | F-2-A          | Coupling Assembly 1-1/2" (38mm) RB w/S-21           | 9.85          | 6.40          | 0.13            | 671254008298 |
| 0306092     | F-2-A          | Coupling Assembly 1-1/2" (38mm) CP w/S-30           | 12.80         | 8.32          | 0.13            | 671254008304 |
| 0306093     | F-2-A          | Coupling Assembly 1-1/2" (38mm) CP                  | 12.80         | 8.32          | 0.13            | 671254008311 |
| 0306619     | F-2-AA         | Two Sets F2A 1-1/2" Slip Joint Coupling RB          | 13.10         | 8.52          | 0.28            | 671254221833 |
| 0306054     | F-2-AW         | Coupling Assembly 3/4" (19mm) RB                    | 9.85          | 6.40          | 0.06            | 671254008182 |
| 0306516     | F-20-A         | Spud Coupling Nut 3/4" CP                           | 14.20         | 9.23          | 0.06            | 671254008878 |
| 0306524     | F-20-A         | Spud Coupling Nut 1-1/4" CP                         | 14.20         | 9.23          | 0.10            | 671254008885 |
| 0306526     | F-20-A         | Spud Coupling Nut 1-1/2" CP                         | 14.20         | 9.23          | 0.10            | 671254008892 |
| 0306538     | F-20-A         | Spud Coupling Nut 1" CP                             | 14.20         | 9.23          | 0.14            | 671254008908 |
| 0396455PK   | F-201          | Outlet 1-1/2" x 1-1/4" x 9" CP                      | 25.35         | 16.48         | 0.36            | 671254017580 |
| 0396461PK   | F-201          | Outlet 1-1/2" x 1-1/4" x 13-1/2" CP                 | 29.90         | 19.44         | 0.51            | 671254017627 |
| 0396464PK   | F-201          | Outlet 1-1/2" x 1-1/4" x 21-1/2" CP                 | 40.10         | 26.07         | 0.81            | 671254017641 |
| 0206146PK   | F-21           | Slip Joint Elbow 1-1/2" (38mm) Dbl. Male RB         | 29.25         | 19.01         | 0.57            | 671254000186 |
| 0306555     | F-21-AA        | Elbow w/Tail 1-1/2" x 1-1/4" 5 C to E CP            | 121.05        | 78.68         | 0.14            | 671254008939 |
| 0306558     | F-21-AA        | Elbow w/Tail 1-1/2" x 1-1/4" 8 C to E CP            | 126.00        | 81.90         | 0.18            | 671254008946 |
| 0306569PK   | F-22           | Female Outlet 1" IPS RB                             | 42.15         | 27.40         | 0.25            | 671254008984 |
| 0306574     | F-22-A         | Union Outlet Assembly 1-1/4" IPS RB                 | 103.20        | 67.08         | 0.63            | 671254009035 |
| 0306575     | F-22-A         | Union Outlet Assembly 1-1/2" IPS CP                 | 113.50        | 73.78         | 0.63            | 671254246492 |
| 0306682     | F-25-A         | Slip Joint Elbow w/Tail 1-1/2" x 8" C to E RB       | 68.90         | 44.79         | 0.91            | 671254009080 |



F-22



F-43-A



F-45-A



F-56-A



| Code Number | Product Number | Description  | List Price \$ | MAPP Price \$ | Est. Wt. (lbs.) | UPC Code     |
|-------------|----------------|--|---------------|---------------|-----------------|--------------|
| 0306688     | F-25-A         | Slip Joint Elbow w/Tail 1-1/2" x 10" C to E RB         | 79.40         | 51.61         | 1.00            | 671254009103 |
| 0306769     | F-29-A         | Outlet 3/4" x 7-1/2" RB                                | 37.05         | 24.08         | 0.34            | 671254009202 |
| 0306773     | F-29-A         | Outlet 3/4" x 8-1/2" CP                                | 48.65         | 31.62         | 0.37            | 671254009226 |
| 0306791     | F-29-A         | Outlet 3/4" x 10-1/2" RB                               | 40.60         | 26.39         | 0.44            | 671254009271 |
| 5306055     | F-3            | Friction Ring 3/4" – Quantity Pack only (48/pack)      | 0.65          | 0.42          | 0.10            | 671254044883 |
| 5306056     | F-3            | Friction Ring 1" – Quantity Pack only (48/pack)        | 0.65          | 0.42          | 0.10            | 671254044890 |
| 5306057     | F-3            | Friction Ring 1-1/4" – Quantity Pack only (48/pack)    | 0.65          | 0.42          | 0.10            | 671254044906 |
| 5306058     | F-3            | Friction Ring 1-1/2" – Quantity Pack only (48/pack)    | 0.65          | 0.42          | 0.10            | 671254044913 |
| 0330004PK   | F-33           | Tube Extension 3/4" x 7-3/8"                           | 39.20         | 25.48         | 0.30            | 671254014855 |
| 0396009     | F-43-A         | Outlet & Street Elbow 1" (Royal®) CP                   | 245.25        | 159.41        | 0.83            | 671254016484 |
| 0396010     | F-43-A         | Outlet & Street Elbow 1" (Crown®) CP                   | 245.25        | 159.41        | 0.75            | 671254016491 |
| 0396019     | F-45-A         | Flange 3/4" CP w/Set Screw                             | 26.80         | 17.42         | 0.17            | 671254016514 |
| 0396020     | F-45-A         | Flange 1" CP w/Set Screw                               | 26.80         | 17.42         | 0.15            | 671254016521 |
| 5306113     | F-5            | Slip Joint Gasket 3/4" – Quantity Pack only (48/pack)  | 1.15          | 0.75          | 0.10            | 671254044920 |
| 5306115     | F-5            | Slip Joint Gasket 1" – Quantity Pack only (48/pack)    | 1.15          | 0.75          | 0.10            | 671254044937 |
| 0306125     | F-5-A          | Royal® Spud Coupling Assembly 3/4" CP                  | 23.60         | 15.34         | 0.12            | 671254008373 |
| 0306132     | F-5-A          | Royal® Spud Coupling Assembly 1" CP                    | 23.60         | 15.34         | 0.15            | 671254008403 |
| 0306140     | F-5-A          | Royal® Spud Coupling Assembly 1-1/4" CP                | 23.60         | 15.34         | 0.18            | 671254008427 |
| 0306146     | F-5-A          | Royal® Spud Coupling Assembly 1-1/2" CP                | 23.60         | 15.34         | 0.21            | 671254008458 |
| 0306102     | F-54-A         | Spud Nut & Flange 3/4"                                 | 23.60         | 15.34         | 0.18            | 671254008328 |
| 0306142     | F-55-A         | Spud Nut & Flange 1-1/4"                               | 23.60         | 15.34         | 0.24            | 671254045965 |
| 0306145     | F-56-A         | Spud Nut & Flange 1-1/2"                               | 23.60         | 15.34         | 0.21            | 671254008441 |
| 0396202     | F-66-A         | Offset Outlet Tube 3/4" X 13-1/4" X 1" Offset          | 153.35        | 99.68         | 0.56            | 671254216914 |
| 0396203     | F-67-A         | Offset Outlet Tube 3/4" X 13-1/4" X 1-1/2" Offset      | 153.35        | 99.68         | 0.56            | 671254216921 |
| 0396204     | F-68-A         | Offset Outlet Tube 3/4" X 13-1/4" X 2" Offset          | 153.35        | 99.68         | 0.56            | 671254216938 |
| 0306188PK   | F-7            | Flat Flange 3/4" IPS CP                                | 13.80         | 8.97          | 0.04            | 671254008502 |
| 0306189PK   | F-7            | Spud Flange 3/4" CP                                    | 9.25          | 6.01          | 0.07            | 671254008519 |
| 0306191PK   | F-7            | Supply Flange 3/4" CP                                  | 7.40          | 4.81          | 0.07            | 671254008533 |
| 0306196PK   | F-7            | Flat Flange 1" IPS CP                                  | 7.40          | 4.81          | 0.07            | 671254008540 |
| 0306197PK   | F-7            | Spud Flange 1" CP                                      | 9.25          | 6.01          | 0.07            | 671254008557 |
| 0306201PK   | F-7            | Flat Flange 1" IPS CP                                  | 13.80         | 8.97          | 0.04            | 671254008564 |
| 0306204PK   | F-7            | Tube Flange 1-1/4" CP                                  | 10.10         | 6.57          | 0.06            | 671254008588 |
| 0306209PK   | F-7            | Flat Flange 1-1/4" IPS CP                              | 13.80         | 8.97          | 0.05            | 671254008618 |
| 0306237PK   | F-7            | Tube Flange 1-1/2" CP                                  | 10.10         | 6.57          | 0.06            | 671254008663 |
| 0306214PK   | F-7            | Spud Flange 1-1/4" CP                                  | 9.25          | 6.01          | 0.10            | 671254008625 |
| 0306238PK   | F-7            | Spud Flange 1-1/2" CP                                  | 9.25          | 6.01          | 0.10            | 671254008670 |
| 0306199     | F-89-A         | Spud Coupling Assembly 1-1/2" w/3-1/2" Flange – Regal® | 33.65         | 21.87         | 0.23            | 671254253773 |
| 0307044     | G-1002-A       | Gem Urinal Piston (formerly G-76-AU)                   | 38.20         | 24.83         | 0.48            | 671254009608 |
| 0307043     | G-1003-A       | Gem Closet Piston (formerly G-75-AC)                   | 38.20         | 24.83         | 0.48            | 671254009592 |
| 5307047     | G-1005-A       | Kit for Gem Noryl Piston – Quantity Pack only (6/pack) | 18.45         | 11.99         | 0.40            | 671254045002 |
| 0307193     | G-1007-A       | Closet Piston Assembly 4.5 gpf/13.2 Lpf (Gem•2) w/G-21 | 51.80         | 33.67         | 0.48            | 671254057609 |



F-89-A



G-15



G-4-AU

| Code Number | Product Number | Description   | List Price \$ | MAPP Price \$ | Est. Wt. (lbs.) | UPC Code     |
|-------------|----------------|---|---------------|---------------|-----------------|--------------|
| 0307192     | G-1009-A       | Urinal Piston Assembly 1.5 gpf/5.7 Lpf w/G-21                       | 51.80         | 33.67         | 0.48            | 671254065826 |
| 3307128     | G-1011-A       | Repair Kit New Style  | 26.00         | 16.90         | 0.06            | 671254042469 |
| 0307195     | G-1016-A       | Closet Piston Assembly 1.6 gpf/6.0 Lpf w/G-21                       | 51.80         | 33.67         | 0.48            | 671254057623 |
| 0307185     | G-1017-A       | Piston Kit 1.0 gpf/3.8 Lpf Urinal                                   | 51.80         | 33.67         | 0.48            | 671254121898 |
| 3307133     | G-1018-A       | Piston Kit 0.5 gpf/1.9 Lpf Urinal                                   | 51.80         | 33.67         | 0.10            | 671254147119 |
| 3307134     | G-1019-A       | Piston Kit 2.4 gpf/9.0 Lpf Water Closet                             | 51.80         | 33.67         | 0.10            | 671254211919 |
| 0307130     | G-102          | Auxiliary Valve Spring  | 1.80          | 1.17          | 0.01            | 671254046047 |
| 0307142PK   | G-105          | GEM•2® Cover  | 32.10         | 20.87         | 0.32            | 671254046061 |
| 0307139     | G-106          | Slip Disc   | 1.10          | 0.72          | 0.01            | 671254046054 |
| 5307023     | G-125          | Gasket – Quantity Pack only (24/pack)                               | 1.65          | 1.07          | 0.10            | 671254044944 |
| 5307039     | G-14-A         | Molded Cup for Old Style Piston – Quantity Pack only (12/pack)      | 8.25          | 5.36          | 0.40            | 671254044951 |
| 5307040     | G-14-AA        | Gem Closer/Urinal Washer Set – Quantity Pack only (6/pack)          | 20.40         | 13.26         | 0.40            | 671254044678 |
| 0307100     | G-143-A        | Handle Assembly CP  | 39.15         | 25.45         | 0.50            | 671254259485 |
| 5307052     | G-21           | Main Seat – Quantity Pack only (6/pack)                             | 4.90          | 3.19          | 0.03            | 671254045019 |
| 5307065     | G-35           | Gasket – Quantity Pack only (48/pack)                               | 0.65          | 0.42          | 0.10            | 671254045040 |
| 5307071     | G-44           | Friction Ring 1-1/2" – Quantity Pack only (24/pack)                 | 1.15          | 0.75          | 0.02            | 671254045064 |
| 5307074     | G-50-A         | Handle Repair Kit – Quantity Pack only (6/pack)                     | 9.75          | 6.34          | 0.50            | 671254044661 |
| 0307105PK   | G-77           | Piston Cover  | 2.70          | 1.76          | 0.02            | 671254009738 |
| 5307106     | G-78           | Molded Cup for New Style Piston – Quantity Pack only (12/pack)      | 6.40          | 4.16          | 0.20            | 671254045101 |
| 0307210PK   | G-85           | Filter O-Ring   | 1.80          | 1.17          | —               | 671254124592 |
| 0307124     | G-91-A         | Urinal Relief Valve (Gem•2®)  | 20.40         | 13.26         | 0.07            | 671254046023 |
| 0307116     | G-95           | Relief Valve Seat   | 2.95          | 1.92          | 0.01            | 671254045989 |
| 3308060     | H-1002-A       | Wheel Handle Stop Repair Kit  | 20.85         | 13.55         | 0.15            | 671254042551 |
| 5308059     | H-1003-A       | Screw w/H-52 CP – Quantity Pack only (12/pack)                      | 2.00          | 1.30          | 0.10            | 671254109919 |
| 3308860     | H-1006-A       | Control Stop Repair Kit 1 Conc WH                                   | 24.05         | 15.63         | 0.18            | 671254107922 |
| 3308859     | H-1007-A       | Control Stop Repair Kit 3/4" Conc WH                                | 24.05         | 15.63         | 0.17            | 671254107939 |
| 3308790     | H-1009-A       | Stop Cap Kit 3/4" Vandal Resistant                                  | 17.20         | 11.18         | 0.12            | 671254121041 |
| 3308799     | H-1009-A-BX    | Stop Cap Kit 3/4" Vandal Resistant – Boxed                          | 17.20         | 11.18         | 0.14            | 671254267480 |
| 3308772     | H-1010-A       | Stop Cap Kit 1" Vandal Resistant                                    | 17.20         | 11.18         | 0.19            | 671254145719 |
| 3308797     | H-1010-A-BX    | Stop Cap Kit 1" Vandal Resistant – Boxed                            | 17.20         | 11.18         | 0.19            | 671254267473 |
| 3308872     | H-1011-A       | Concealed Wheel Handle Repair Kit                                   | 7.40          | 4.81          | 0.25            | 671254132160 |
| 5388001     | H-1012-A       | Socket Cap Regal® CP Vandal Resistant – Quantity Pack only (6/pack) | 14.25         | 9.26          | 0.30            | 671254135611 |
| 5308077     | H-12           | Packing – Quantity Pack only (12/pack)                              | 1.65          | 1.07          | 0.10            | 671254045118 |
| 5308973     | H-127          | Adj/GJ Tail Assembly "O" Ring – Quantity Pack only (6/pack)         | 2.70          | 1.76          | 0.02            | 671254212091 |
| 5308974     | H-128          | Adj/GJ Tail Assembly Stop Ring – Quantity Pack only (6/pack)        | 45.55         | 29.61         | 0.02            | 671254212107 |
| 0308976     | H-130-A-1      | CP Adj/GJ Tail Assembly 5" CL to CL                                 | 40.10         | 26.07         | 0.49            | 671254122437 |
| 0308983     | H-130-A-2      | CP Adj/GJ Tail Assembly 6" CL to CL                                 | 45.55         | 29.61         | 0.55            | 671254122451 |
| 0308984     | H-130-A-3      | CP Adj/GJ Tail Assembly 7" CL to CL                                 | 50.75         | 32.99         | 0.62            | 671254122468 |
| 0308979     | H-130-A-4      | CP Adj/GJ Tail Assembly 8" CL to CL                                 | 55.90         | 36.34         | 0.70            | 671254122444 |
| 0308167PK   | H-39           | Bonnet CP Loose Key   | 14.50         | 9.43          | 0.34            | 671254010253 |
| 0308176     | H-39-ASD       | Bonnet Repair Kit for H-40-A 1" & 3/4" SD                           | 77.30         | 50.25         | 0.56            | 671254010277 |




G-95



H-1006-A



H-1009-A



H-1012-A

| Code Number | Product Number | Description   | List Price \$ | MAPP Price \$ | Est. Wt. (lbs.) | UPC Code     |
|-------------|----------------|---|---------------|---------------|-----------------|--------------|
| 0308175     | H-39-AWH       | Bonnet Repair Kit for H-40-A 1" & 3/4" WH                       | 83.70         | 54.41         | 0.56            | 671254010260 |
| 0308434PK   | H-439          | Bonnet CP Loose Key   | 56.65         | 36.82         | 0.34            | 671254221857 |
| 0308428     | H-439-A        | Bonnet Repair Kit 1" CP LK w/H-37                               | 77.30         | 50.25         | 0.46            | 671254010451 |
| 0308432     | H-439-A-U      | Bonnet Repair Kit 3/4" CP LK w/H-37                             | 77.30         | 50.25         | 0.56            | 671254010468 |
| 3308277     | H-47-ASD       | Screw Driver Stop Repair Kit 1 & 3/4" (H-40 & H-45)             | 55.20         | 35.88         | 0.21            | 671254042629 |
| 3308278     | H-47-AWH       | Wheel Handle Stop Repair Kit 1 & 3/4" (H-40 & H-45)             | 72.35         | 47.03         | 0.25            | 671254042636 |
| 0308489     | H-482-A        | Rubber Plug 1"  | 5.10          | 3.32          | 0.04            | 671254010505 |
| 3308453     | H-482-ASD      | Screw Driver Stop Repair Kit 1 (H-440 & H-445)                  | 29.25         | 19.01         | 0.21            | 671254042674 |
| 0308490     | H-484-A        | Rubber Plug 3/4"  | 4.65          | 3.02          | 0.03            | 671254010512 |
| 3308442     | H-484-ASD      | Screw Driver Stop Repair Kit 3/4" (H-440)                       | 28.15         | 18.30         | 0.18            | 671254042650 |
| 0308034PK   | H-5            | Tail 2-3/4" CP GJ   | 24.65         | 16.02         | 0.43            | 671254009981 |
| 0308037PK   | H-5            | Tail 3-1/4" CP GJ   | 27.90         | 18.14         | 0.51            | 671254010000 |
| 0308038PK   | H-5            | Tail 3-1/2" CP GJ   | 29.45         | 19.14         | 0.59            | 671254010017 |
| 0308040PK   | H-5            | Tail 3-3/4" CP GJ   | 31.10         | 20.22         | 0.61            | 671254010031 |
| 0308041PK   | H-5            | Tail 4" CP GJ   | 32.70         | 21.26         | 0.63            | 671254010048 |
| 0308042PK   | H-5            | Tail 4-1/4" CP GJ   | 34.35         | 22.33         | 0.67            | 671254010055 |
| 0308043PK   | H-5            | Tail 4-1/2" CP GJ   | 36.05         | 23.43         | 0.75            | 671254010062 |
| 0308044PK   | H-5            | Tail 4-3/4" CP GJ   | 37.50         | 24.38         | 0.78            | 671254010079 |
| 0308045PK   | H-5            | Tail 5" CP GJ   | 39.20         | 25.48         | 0.81            | 671254010086 |
| 0308047PK   | H-5            | Tail 5-1/2" CP GJ   | 42.55         | 27.66         | 0.83            | 671254010093 |
| 0308050PK   | H-5            | Tail 6" CP GJ   | 45.65         | 29.67         | 0.93            | 671254010109 |
| 0308019PK   | H-5            | Tail 1-1/4" GJ RC = Rough Chrome                                | 14.85         | 9.65          | 0.19            | 671254009912 |
| 0308023PK   | H-5            | Tail 1-1/2" CP GJ   | 16.50         | 10.73         | 0.23            | 671254009929 |
| 0308030PK   | H-5            | Tail 2" CP GJ   | 19.95         | 12.97         | 0.32            | 671254009950 |
| 0308031PK   | H-5            | Tail 2-1/4" CP GJ   | 21.60         | 14.04         | 0.37            | 671254009967 |
| 0308033PK   | H-5            | Tail 2-1/2" CP GJ   | 23.00         | 14.95         | 0.42            | 671254009974 |
| 0308035PK   | H-5            | Tail 3" CP GJ   | 26.15         | 17.00         | 0.50            | 671254009998 |
| 5308934     | H-501          | Repair Kit Teck Tail Locking Ring – Quantity Pack only (6/pack) | 6.30          | 4.10          | 0.01            | 671254209756 |
| 0334014PK   | H-530          | Tailpiece Removal Bar   | 38.20         | 24.83         | 0.66            | 671254015081 |
| 0308593PK   | H-534          | Casing Tube 1-3/8" x 22-1/4" CP                                 | 65.20         | 42.38         | 0.75            | 671254204362 |
| 0308605PK   | H-534          | Casing Tube 1-3/8" x 3" CP                                      | 9.50          | 6.18          | 0.11            | 671254010598 |
| 0308587PK   | H-534          | Casing Tube 1-3/8" x 36" CP                                     | 67.85         | 44.10         | 1.40            | 671254117280 |
| 0308606PK   | H-534          | Casing Tube 1-3/8" x 6" CP                                      | 14.75         | 9.59          | 0.21            | 671254221871 |
| 3308853     | H-541-ASD      | Screw Driver Stop Repair Kit 1" (H-600 1" & all H-700)          | 17.50         | 11.38         | 0.12            | 671254046092 |
| 3308855     | H-541-AWH      | Wheel Handle Stop Repair Kit 1" (H-600 1" & all H-700)          | 20.85         | 13.55         | 0.17            | 671254042841 |
| 3308856     | H-543-ASD      | Screw Driver Stop Repair Kit 3/4" (H-600 3/4" )                 | 17.50         | 11.38         | 0.13            | 671254042858 |
| 3308858     | H-543-AWH      | Wheel Handle Stop Repair Kit 3/4" (H-600 3/4" )                 | 20.85         | 13.55         | 0.14            | 671254042872 |
| 5308689     | H-548          | Screw Driver Stem – Quantity Pack only (6/pack)                 | 2.95          | 1.92          | 0.30            | 671254045149 |
| 0308694PK   | H-550          | Coupling RB Adjustable Tail                                     | 4.15          | 2.70          | 0.13            | 671254010680 |
| 0308676PK   | H-550          | Coupling CP ADJ   | 10.40         | 6.76          | 0.12            | 671254010680 |
| 0308801     | H-551-A        | Tail Assembly 2-1/16" CP ADJ                                    | 23.85         | 15.50         | 0.33            | 671254010871 |



H-5



H-530



H-534



H-551-A

| Code Number | Product Number | Description  | List Price \$ | MAPP Price \$ | Est. Wt. (lbs.) | UPC Code     |
|-------------|----------------|--|---------------|---------------|-----------------|--------------|
| 0308802     | H-551-A        | Tail Assembly 2-1/16" RB ADJ   | 21.60         | 14.04         | 0.33            | 671254010888 |
| 0308803     | H-551-A        | Tail Assembly 3-1/16" CP ADJ   | 29.90         | 19.44         | 0.51            | 671254010895 |
| 0308805     | H-551-A        | Tail Assembly 4-1/16" CP ADJ   | 36.15         | 23.50         | 0.68            | 671254010901 |
| 0308807     | H-551-A        | Tail Assembly 5-1/16" CP ADJ   | 42.55         | 27.66         | 0.84            | 671254010918 |
| 0308809     | H-551-A        | Tail Assembly 6-1/16" CP ADJ   | 48.65         | 31.62         | 1.04            | 671254010932 |
| 5308381     | H-552          | Locking Ring – Quantity Pack only (12/pack)                                    | 1.40          | 0.91          | 0.10            | 671254045132 |
| 5308696     | H-553          | O-Ring – Quantity Pack only (24/pack)  | 1.65          | 1.07          | 0.03            | 671254044654 |
| 5308825     | H-556          | Washer – Quantity Pack only (48/pack)  | 1.15          | 0.75          | 0.10            | 671254045156 |
| 0308919     | H-558          | Wheel Handle   | 2.00          | 1.30          | 0.38            | 671254107588 |
| 5308836     | H-569          | Plug Seat 3/4" – Quantity Pack only (6/pack)                                   | 2.80          | 1.82          | 0.04            | 671254045163 |
| 3308840     | H-573-A        | Locking Stop Cap VR  | 20.65         | 13.42         | 0.15            | 671254254541 |
| 3308866     | H-574          | Stop Bumper w/Cap (Y0)   | 19.30         | 12.55         | 0.09            | 671254042889 |
| 0308835PK   | H-575          | Wheel Handle CP (old style)  | 13.25         | 8.61          | 0.10            | 671254010987 |
| 3308867     | H-576          | Ext. Stop Bumper w/Cap (YG)  | 19.30         | 12.55         | 0.17            | 671254042896 |
| 0308845PK   | H-579          | Screw Driver Bonnet 1" CP  | 14.50         | 9.43          | 0.16            | 671254011045 |
| 0308848PK   | H-582          | Cap 3/4" CP  | 21.95         | 14.27         | 0.12            | 671254011076 |
| 5308850     | H-584          | Plug Seat 1" – Quantity Pack only (6/pack)                                     | 2.80          | 1.82          | 0.10            | 671254045170 |
| 5308958     | H-589          | Repair Kit Teck Tail O-Ring – Quantity Pack only (6/pack)                      | 2.70          | 1.76          | 0.70            | 671254209763 |
| 0308063PK   | H-6            | Coupling CP GJ   | 11.20         | 7.28          | 0.14            | 671254010116 |
| 5308952     | H-614          | Sleeve Vandal Resistant Cap 3/4" for H-600 – Quantity Pack only (6/pack)       | 2.35          | 1.53          | 0.03            | 671254209770 |
| 0308612PK   | H-622          | Bonnet CP  | 13.60         | 8.84          | 0.20            | 671254221888 |
| 0208083PK   | H-623          | Bonnet RB 1" & 3/4" Wheel Handle New Style                                     | 14.85         | 9.65          | 0.16            | 671254221475 |
| 0308615PK   | H-623          | Bonnet CP 1" & 3/4" Wheel Handle New Style                                     | 17.50         | 11.38         | 0.16            | 671254221895 |
| 5308954     | H-628          | Sleeve Vandal Resistant Cap 1" for H-700 & H-600 – Quantity Pack only (6/pack) | 2.35          | 1.53          | 0.04            | 671254209787 |
| 3308386     | H-700-A        | Adjustable Screw Driver Stop 1" – Vandal Resistant                             | 100.10        | 65.07         | 1.44            | 671254128828 |
| 3308385     | H-700-AG       | Screw Driver Stop GJ 3/4" – Vandal Resistant                                   | 102.55        | 66.66         | 1.62            | 671254125131 |
| 3308387     | H-700-AG       | Screw Driver Stop GJ 1" – Vandal Resistant                                     | 102.55        | 66.66         | 1.50            | 671254128835 |
| 3308388     | H-700-AW       | Whitworth Inlet for Adjustable Tail 1"   | 90.45         | 58.79         | 2.85            | 671254131798 |
| 0388022     | H-710-A        | Screw Driver Stop Adjustable 1" – CP   | 78.90         | 51.29         | 1.28            | 671254127722 |
| 0388025     | H-710-A        | Screw Driver Stop Adjustable 3/4" – CP   | 78.90         | 51.29         | 1.40            | 671254127753 |
| 0388062     | H-710-AAR      | BSP British Std Pipe Inlet for Adj Tail 1"                                     | 94.85         | 61.65         | 1.23            | 671254222045 |
| 0388024     | H-710-AG       | Screw Driver Stop 1" – CP GJ   | 89.15         | 57.95         | 1.27            | 671254127746 |
| 0388026     | H-710-AG       | Screw Driver Stop 3/4" – CP GJ   | 89.15         | 57.95         | 1.22            | 671254127760 |
| 0388037     | H-710-AW       | Whitworth Inlet for Adjustable Tail 1"   | 109.50        | 71.18         | 0.86            | 671254127869 |
| 0388034     | H-720-A        | Screw Driver Stop Adjustable w/Short Bumper 1" – CP                            | 91.95         | 59.77         | 1.26            | 671254127838 |
| 0388033     | H-720-AG       | Screw Driver Stop 1" w/Short Bumper 1" – CP GJ                                 | 91.95         | 59.77         | 2.55            | 671254127821 |
| 0388035     | H-725-A        | Screw Driver Stop Adjustable w/extended Bumper 1" – CP                         | 91.95         | 59.77         | 1.27            | 671254127845 |
| 0388057     | H-725-AG       | Screw Driver Stop w/extended Bumper 1" – CP                                    | 91.95         | 59.77         | 2.60            | 671254127913 |
| 0388039     | H-725-AW       | Whitworth Inlet for Adjustable Tail  | 122.35        | 79.53         | 2.60            | 671254127883 |
| 0388010     | H-730-A        | Wheel Handle Stop Adjustable – RB  | 78.90         | 51.29         | 1.23            | 671254126848 |
| 0388011     | H-730-A        | Wheel Handle Stop Adjustable 3/4" – RB   | 78.90         | 51.29         | 2.25            | 671254126831 |



H-579



H-700-A




H-710-AG



H-735-AG

| Code Number | Product Number | Description  | List Price \$ | MAPP Price \$ | Est. Wt. (lbs.) | UPC Code     |
|-------------|----------------|--|---------------|---------------|-----------------|--------------|
| 0388013     | H-730-AG       | Wheel Handle Stop 1" – RB GJ   | 82.20         | 53.43         | 1.45            | 671254126992 |
| 0388014     | H-730-AG       | Wheel Handle Stop 3/4" RB GJ   | 82.20         | 53.43         | 2.10            | 671254127005 |
| 0388012     | H-730-AW       | Whitworth Inlet for Adj Tail 1" (Naval® Brass)   | 109.50        | 71.18         | 1.30            | 671254126985 |
| 0388006     | H-735-A        | Wheel Handle Stop 1" Adjustable – CP   | 78.95         | 51.32         | 1.29            | 671254126947 |
| 0388007     | H-735-A        | Wheel Handle Stop 3/4" Adjustable – CP   | 78.95         | 51.32         | 1.23            | 671254126954 |
| 0388008     | H-735-AG       | Wheel Handle Stop 1" – CP GJ   | 82.20         | 53.43         | 1.24            | 671254126961 |
| 0388009     | H-735-AG       | Wheel Handle Stop 3/4" – CP GJ   | 82.20         | 53.43         | 1.30            | 671254126978 |
| 3308389     | H-750-AG       | Screw Driver Straight Stop GJ 1" – Vandal Resistant  | 103.95        | 67.57         | 1.76            | 671254131804 |
| 0388023     | H-760-AG       | Screw Driver Straight Stop 1" – CP GJ  | 103.95        | 67.57         | 1.76            | 671254127739 |
| 0388030     | H-770-AG       | Wheel Handle Straight Stop 1" – RB GJ  | 97.50         | 63.38         | 1.38            | 671254127807 |
| 0388036     | H-775-AG       | Wheel Handle Straight Stop 1" – CP GJ  | 103.95        | 67.57         | 1.45            | 671254127852 |
| 3308875     | H-790-A        | Screw Driver Stop Adjustable Vandal Resistant 3/4" – CP                                      | 85.90         | 55.84         | 1.20            | 671254135598 |
| 3308876     | H-790-A        | Screw Driver Stop Adjustable 1" Vandal Resistant – CP  | 85.90         | 55.84         | 1.24            | 671254135604 |
| 0388067     | H-790-AG       | Screw Driver Stop Vandal Resistant 1" – CP GJ – OBSOLETE – Replace with H-700-AG (3308387)   | 103.95        | 67.57         | —               | —            |
| 0388068     | H-790-AG       | Screw Driver Stop Vandal Resistant 3/4" – CP GJ – OBSOLETE – Replace with H-700-AG (3308385) | 103.95        | 67.57         | —               | —            |
| 0388069     | H-795-AG       | Screw Driver Straight Stop 1" – CP GJ – OBSOLETE – Replace with H-750-AG (3308389)           | 103.95        | 67.57         | —               | —            |
| 0318002PK   | HY-1           | Button Flange CP   | 26.15         | 17.00         | 0.24            | 671254012967 |
| 3318007     | HY-1000-A      | Push Button Kit  | 55.35         | 35.98         | 0.50            | 671254043381 |
| 3318008     | HY-1002-A      | Mounting Flange Kit  | 34.35         | 22.33         | 0.21            | 671254043398 |
| 3318009     | HY-1002-A      | Mounting Strap Kit   | 9.50          | 6.18          | 0.99            | 671254043404 |
| 3318010     | HY-1003-A      | Mounting Flange Kit  | 38.95         | 25.32         | 0.21            | 671254043411 |
| 0318109PK   | HY-105         | Spacer   | 10.90         | 7.09          | 0.22            | 671254013193 |
| 3318005     | HY-109-A       | Actuator Housing Assembly  | 176.95        | 115.02        | 0.45            | 671254043367 |
| 3318011     | HY-1101-A      | Hydraulic Royal® 1.6 gpf/6.0 Lpf Closet Repair Kit   | 80.35         | 52.23         | 0.48            | 671254203112 |
| 3318012     | HY-1102-A      | Hydraulic Royal® 3.5 gpf/13.2 Lpf Closet Repair Kit  | 80.35         | 52.23         | 0.48            | 671254203129 |
| 3318013     | HY-1103-A      | Hydraulic Royal® 2.4 gpf/9.0 Lpf Closet Repair Kit   | 80.35         | 52.23         | 0.48            | 671254203136 |
| 3318014     | HY-1106-A      | Hydraulic Royal® 0.5 gpf/1.9 Lpf Urinal Repair Kit   | 80.35         | 52.23         | 0.48            | 671254203143 |
| 3318015     | HY-1107-A      | Hydraulic Royal® 1.0 gpf/3.8 Lpf Urinal Repair Kit   | 80.35         | 52.23         | 0.48            | 671254203150 |
| 3318016     | HY-1108-A      | Hydraulic Royal® 1.5 gpf/5.7 Lpf Urinal Repair Kit   | 80.35         | 52.23         | 0.48            | 671254203167 |
| 3318006     | HY-111-A       | Metal Button Kit (Conversion)  | 136.80        | 88.92         | 0.36            | 671254043374 |
| 3318002     | HY-112-A       | Wall Plate 2-Gang 4-1/2" Sq w/Screws CP  | 78.75         | 51.19         | 0.23            | 671254043336 |
| 0318013     | HY-12          | Wall Flange NP   | 9.50          | 6.18          | 0.18            | 671254013025 |
| 0318003PK   | HY-2           | Mounting Nut RB  | 18.75         | 12.19         | 0.02            | 671254012974 |
| 0318020     | HY-21          | Service Seat   | 1.65          | 1.07          | —               | 671254013049 |
| 0318021     | HY-22          | Service Spring Seat  | 1.30          | 0.85          | —               | 671254013056 |
| 0318024PK   | HY-25          | Actuator Valve Housing RB  | 80.20         | 52.13         | 0.21            | 671254013087 |
| 0318028PK   | HY-29          | Threaded Rod   | 3.55          | 2.31          | 0.03            | 671254013094 |
| 0318004PK   | HY-3           | Button Return Spring   | 1.80          | 1.17          | 0.01            | 671254012981 |
| 0318031     | HY-32-A        | Actuator Cartridge   | 85.30         | 55.45         | 0.06            | 671254013100 |



HY-1002-A



HY-2



HY-12



HY-24

| Code Number | Product Number | Description                                    | List Price \$ | MAPP Price \$ | Est. Wt. (lbs.) | UPC Code     |
|-------------|----------------|--|---------------|---------------|-----------------|--------------|
| 0318041     | HY-40          | Wall Plate 2-Gang 4-1/2" Sq CP                 | 40.60         | 26.39         | 0.19            | 671254207226 |
| 0318064PK   | HY-64          | Tube 6" Long                                   | 50.75         | 32.99         | 0.41            | 671254207318 |
| 0318066PK   | HY-66          | Cover Plate                                    | 65.45         | 42.54         | 0.58            | 671254221932 |
| 3318001     | HY-83-A        | Hydraulic Actuator Cartridge                   | 42.15         | 27.40         | 0.07            | 671254043329 |
| 0318010     | HY-9-A         | Button w/Insert                                | 9.50          | 6.18          | 0.03            | 671254013018 |
| 0310054     | J-18-A         | Bumper   | 16.15         | 10.50         | 0.07            | 671254011830 |
| 5310003     | J-2            | Cover Bumper CP – Quantity Pack only (12/pack) | 1.65          | 1.07          | 0.01            | 671254045194 |
| 5310034     | J-2 & J-7      | Ferrule & Bumper – Quantity Pack only (6/pack) | 6.30          | 4.10          | 0.10            | 671254125599 |
| 0311041     | K-44           | Screw (YR Variation)                           | 1.65          | 1.07          | 0.02            | 671254012165 |
| 5311042     | K-46           | Gasket – Quantity Pack only (48/pack)          | 1.65          | 1.07          | 0.01            | 671254045200 |
| 0311048PK   | K-57           | Anchor Lead                                    | 2.00          | 1.30          | 0.03            | 671254012189 |
| 0314011     | NF-2-A         | Coupling 1-1/2" X 1-1/4" CP                    | 34.65         | 22.52         | 0.24            | 671254012417 |
| 0388043     | NH-710-A       | NPTF Inlet for Adj Tail 1" (Naval® Brass)      | 110.60        | 71.89         | 2.50            | 671254210431 |
| 0388048     | NH-710-AG      | NPTF Inlet for GJ Tail 3/4" (Naval® Brass)     | 129.35        | 84.08         | 1.21            | 671254127418 |
| 0388058     | NH-710-AG      | NPTF Inlet for GJ Tail 1" (Naval® Brass)       | 124.65        | 81.02         | 2.50            | 671254128477 |
| 0388044     | NH-710-AGS     | NPSM Inlet for GJ Tail 1" (Naval® Brass)       | 128.80        | 83.72         | 1.45            | 671254127371 |
| 0388045     | NH-710-AGW     | Whitworth Inlet for GJ Tail 1" (Naval® Brass)  | 123.40        | 80.21         | 1.30            | 671254127388 |
| 0388042     | NH-710-AW      | Whitworth Inlet for Adj Tail 1" (Naval® Brass) | 108.20        | 70.33         | 1.25            | 671254127357 |
| 0388047     | NH-725-AGW     | Whitworth Inlet for GJ Tail 1" (Naval® Brass)  | 122.35        | 79.53         | 1.30            | 671254222038 |
| 0388017     | NH-730-AG      | NPTF Inlet for GJ Tail 1" (Naval® Brass)       | 124.65        | 81.02         | 2.50            | 671254210424 |
| 0388056     | NH-730-AG      | NPTF Inlet for GJ Tail 3/4" (Naval® Brass)     | 82.10         | 53.37         | 1.23            | 671254127630 |
| 0388046     | NH-730-AGW     | Whitworth Inlet for GJ Tail 1" (Naval® Brass)  | 99.30         | 64.55         | 2.50            | 671254127395 |
| 0388041     | NH-730-AW      | Whitworth Inlet for Adj Tail 1" (Naval® Brass) | 98.40         | 63.96         | 1.44            | 671254127340 |
| 0317003PK   | R-10           | Cover Regal® RB                                | 34.65         | 22.52         | 0.79            | 671254012783 |
| 0317004PK   | R-10           | Cover Regal® CP                                | 39.20         | 25.48         | 0.87            | 671254012790 |
| 3317001     | R-1001-A       | Rebuild Kit Regal® 4.5 gpf/16.9 Lpf Closet     | 47.90         | 26.49         | 0.46            | 671254132429 |
| 3317002     | R-1002-A       | Rebuild Kit Regal® 1.5 gpf/5.7 Lpf Urinal      | 47.90         | 26.49         | 0.44            | 671254132436 |
| 3317003     | R-1003-A       | Rebuild Kit Regal® 3.5 gpf/13.2 Lpf Closet     | 47.90         | 26.49         | 0.46            | 671254132443 |
| 3317004     | R-1004-A       | Rebuild Kit Regal® 1.6 gpf/6.0 Lpf Closet      | 47.90         | 26.49         | 0.44            | 671254132450 |
| 3317005     | R-1005-A       | Rebuild Kit Regal® 1.0 gpf/3.8 Lpf Urinal      | 47.90         | 26.49         | 0.44            | 671254132467 |
| 3317020     | R-1006-A       | Rebuild Kit Regal® 1.28 gpf/4.8 Lpf Closet     | 47.90         | 26.49         | 0.44            | 67125446446  |
| 3308078     | R-1008-A       | Regal® 3/4" Flange Kit                         | 51.80         | 33.67         | 0.22            | 671254124417 |
| 3308079     | R-1009-A       | Regal® 1-1/4" Flange Kit                       | 51.80         | 33.67         | 0.31            | 671254124400 |
| 3308080     | R-1010-A       | Regal® 1-1/2" Flange Kit                       | 51.80         | 33.67         | 0.30            | 671254124394 |
| 3317011     | R-1011-A       | Rebuild Kit Regal® 0.5 gpf/1.9 Lpf Urinal      | 47.90         | 26.49         | 0.44            | 671254132474 |
| 3317012     | R-1012-A       | Rebuild Kit Regal® 2.4 gpf/9.0 Lpf Closet      | 47.90         | 26.49         | 0.44            | 671254132481 |
| 3317026     | R-1122-A       | Tune Up Kit Regal 3.5 gpf/13.2 Lpf Closet      | 55.60         | 30.59         | .50             | 67125444530  |
| 3317027     | R-1121-A       | Tune Up Kit Regal 1.6 gpf/6.0 Lpf Closet       | 55.60         | 30.59         | .50             | 67125444529  |
| 3317028     | R-1124-A       | Tune Up Kit Regal 1.28 gpf/4.8 Lpf Closet      | 55.60         | 30.59         | .50             | 67125444531  |
| 3317029     | R-1128-A       | Tune Up Kit Regal 1.5 gpf/5.7 Lpf Urinal       | 55.60         | 30.59         | .50             | 67125444532  |



K-44



NH-710-AG



R-1008-A



SH-1

| Code Number | Product Number | Description   | List Price \$ | MAPP Price \$ | Est. Wt. (lbs.) | UPC Code     |
|-------------|----------------|---|---------------|---------------|-----------------|--------------|
| 3317030     | R-1127-A       | Tune Up Kit Regal 1.0 gpf/3.8 Lpf Urinal                            | 55.60         | 30.59         | .50             | 67125444533  |
| 3317031     | R-1126-A       | Tune Up Kit Regal 0.5 gpf/1.9 Lpf Urinal                            | 55.60         | 30.59         | .50             | 67125444534  |
| 5319046     | S-14-A         | Molded Cup – Quantity Pack only (12/pack)                           | 7.65          | 4.97          | 0.50            | 671254044647 |
| 5319049     | S-14-AA        | Crown/Naval® Closet/Urinal Washer Set – Quantity Pack only (6/pack) | 22.15         | 14.40         | 0.40            | 671254044630 |
| 5319086     | S-30           | Gasket – Quantity Pack only (48/pack)                               | 1.15          | 0.75          | 0.10            | 671254045330 |
| 0328001PK   | SH-1           | Body  | 18.85         | 12.25         | 0.35            | 671254014466 |
| 5328010     | SH-1000-A      | Gasket – Quantity Pack only (24/pack)                               | 2.00          | 1.30          | 0.10            | 671254045552 |
| 4328467     | SH-1001-A      | O-Ring Kit Institutional  | 8.60          | 5.59          | 0.06            | 671254044364 |
| 4328466     | SH-1002-A      | Piston Assembly – Needle Spray                                      | 36.40         | 23.66         | 0.16            | 671254056534 |
| 4328287     | SH-1004-A      | Repair Kit for AC-11, AC-51 2.5 gpf/9.4 Lpf                         | 24.30         | 15.80         | 0.04            | 671254044319 |
| 3328026     | SH-1007-A      | Ball Joint Coupling Assembly w/Volume Control                       | 93.00         | 60.45         | 0.36            | 671254147768 |
| 4328469     | SH-1008-A      | Flow Control Conversion Kit   | 60.30         | 39.20         | 0.52            | 671254044388 |
| 4328471     | SH-1009-A      | Institutional Repair Kit  | 135.00        | 87.75         | 0.50            | 671254056541 |
| 4328210     | SH-1010-A      | Repair Kit 2.5 Flow Control for AC-450                              | 50.90         | 33.09         | 0.15            | 671254277823 |
| 5328019     | SH-406         | Spring – Quantity Pack only (12/pack)                               | 1.80          | 1.17          | 0.10            | 671254045545 |
| 0328373PK   | SH-514         | CP Screw Oval Head Allen 1/4" – 20                                  | 1.65          | 1.07          | 0.07            | 671254014824 |
| 5328336     | SH-75          | O-Ring – Quantity Pack only (12/pack)                               | 1.50          | 0.98          | 0.02            | 671254045538 |
| 3378037     | SV-37-A        | Repair Kit Sloan flushometer 1.5 gpf/5.7 Lpf Urinal                 | 56.60         | 36.79         | 0.31            | 671254339163 |
| 3378038     | SV-38-A        | Repair Kit Sloan flushometer 3.5 gpf/13.2 Lpf Closet                | 56.60         | 36.79         | 0.31            | 671254339170 |
| 3378041     | SV-41-A        | Repair Kit Sloan flushometer 1.6 gpf/6.0 Lpf Closet                 | 56.60         | 36.79         | 0.31            | 671254339187 |
| 3378042     | SV-42-A        | Repair Kit Sloan flushometer 1.0 gpf/3.8 Lpf Urinal                 | 56.60         | 36.79         | 0.31            | 671254339194 |
| 3378043     | SV-43-A        | Repair Kit Sloan flushometer 0.5 gpf/1.9 Lpf Urinal                 | 56.60         | 36.79         | 0.31            | 671254339200 |
| 3378044     | SV-44-A        | Repair Kit Sloan flushometer 2.4 gpf/9.0 Lpf Closet                 | 56.60         | 36.79         | 0.31            | 671254338876 |
| 3322079     | V-101-A        | Vacuum Breaker Repair Kit for V-100 Series                          | 20.10         | 13.07         | 0.18            | 671254046177 |
| 0323011     | V-500-A        | Vacuum Breaker RB   | 42.00         | 27.30         | 0.51            | 671254013971 |
| 5323010     | V-500-A        | Vacuum Breaker CP – Quantity Pack only (6/pack)                     | 38.20         | 24.83         | 3.06            | 671254045576 |
| 0323002     | V-500-AA       | Vacuum Breaker 1-1/4" x 10-1/2" CP                                  | 55.65         | 36.17         | 0.53            | 671254013902 |
| 0323004     | V-500-AA       | Vacuum Breaker 3/4" x 10-1/2" CP                                    | 53.10         | 34.52         | 0.62            | 671254013926 |
| 0323012     | V-500-AA       | Vacuum Breaker 1" x 9" CP   | 48.65         | 31.62         | 0.53            | 671254013988 |
| 0323013     | V-500-AA       | Vacuum Breaker 1-1/2" x 10-1/2" CP                                  | 55.65         | 36.17         | 0.65            | 671254013995 |
| 0323014     | V-500-AA       | Vacuum Breaker 1-1/2" x 13-1/2" CP                                  | 60.10         | 39.07         | 0.72            | 671254014008 |
| 0323015     | V-500-AA       | Vacuum Breaker 1-1/2" x 21-1/2" CP                                  | 68.60         | 44.59         | 1.30            | 671254014015 |
| 0323016     | V-500-AA       | Vacuum Breaker 1-1/2" x 24-1/2" CP                                  | 77.30         | 50.25         | 1.40            | 671254014022 |
| 0323017     | V-500-AA       | Vacuum Breaker 1-1/2" x 15" CP                                      | 62.45         | 40.59         | 0.87            | 671254014039 |
| 0323018     | V-500-AA       | Vacuum Breaker 1-1/4" x 13-1/2" CP                                  | 60.10         | 39.07         | 0.65            | 671254014046 |
| 0323020     | V-500-AA       | Vacuum Breaker 1-1/4" x 21-1/2" CP                                  | 72.35         | 47.03         | 1.02            | 671254014060 |
| 0323021     | V-500-AA       | Vacuum Breaker 1-1/2" x 26" CP                                      | 79.60         | 51.74         | 1.45            | 671254014077 |
| 0323026     | V-500-AA       | Vacuum Breaker 1-1/4" x 15" CP                                      | 62.45         | 40.59         | 0.72            | 671254014121 |
| 0323057     | V-500-AA       | Vacuum Breaker 1-1/2" x 32-1/2" CP                                  | 91.20         | 59.28         | 1.60            | 671254014176 |
| 0323142     | V-500-AA       | Vacuum Breaker 1-1/2" x 13-1/2" RB                                  | 54.40         | 35.36         | 0.72            | 671254014237 |
| 0323176     | V-500-AA       | Vacuum Breaker 1-1/2" x 17-1/2" RB                                  | 61.85         | 40.20         | 0.75            | 671254014244 |



SH-37



SH-406



V-101-A



V-500-AA

| Code Number | Product Number | Description   | List Price \$ | MAPP Price \$ | Est. Wt. (lbs.) | UPC Code     |
|-------------|----------------|---|---------------|---------------|-----------------|--------------|
| 0323177     | V-500-AA       | Vacuum Breaker 1-1/2" x 22" RB                              | 66.85         | 43.45         | 1.30            | 671254014251 |
| 0323188     | V-500-AA       | Vacuum Breaker 1-1/2" x 11-1/2" RB                          | 52.05         | 33.83         | 0.65            | 671254014282 |
| 0323207     | V-500-AA       | Vacuum Breaker 1-1/2" x 6" RB                               | 44.60         | 28.99         | 0.50            | 671254014299 |
| 0323208     | V-500-AA       | Vacuum Breaker 1-1/2" x 7-1/2" RB                           | 47.45         | 30.84         | 0.51            | 671254014305 |
| 0323209     | V-500-AA       | Vacuum Breaker 1-1/2" x 30-1/2" RB                          | 76.70         | 49.86         | 1.55            | 671254014312 |
| 0323210     | V-500-AA       | Vacuum Breaker 3/4" x 15" CP                                | 66.50         | 43.23         | 0.87            | 671254014329 |
| 0323225     | V-500-AA       | Vacuum Breaker 1-1/2" x 22" – 1" Offset                     | 221.80        | 144.17        | 1.30            | 671254014336 |
| 0323226     | V-500-AA       | Vacuum Breaker 1-1/2" x 25" – 1" Offset                     | 229.65        | 149.27        | 1.30            | 671254014343 |
| 0323227     | V-500-AA       | Vacuum Breaker 1-1/2" x 22" – 1-1/2" Offset                 | 221.80        | 144.17        | 1.30            | 671254014350 |
| 0323228     | V-500-AA       | Vacuum Breaker 1-1/2" x 25" – 1-1/2" Offset                 | 232.00        | 150.80        | 1.45            | 671254014367 |
| 0323229     | V-500-AA       | Vacuum Breaker 1-1/2" x 22" – 2" Offset                     | 221.80        | 144.17        | 1.45            | 671254014374 |
| 0323230     | V-500-AA       | Vacuum Breaker 1-1/2" x 25 – 2" Offset                      | 229.65        | 149.27        | 1.45            | 671254014381 |
| 5323005     | V-500-AA       | Vacuum Breaker 3/4" x 9" CP – Quantity Pack only (6/pack)   | 38.20         | 24.83         | 0.60            | 671254045651 |
| 5323006     | V-500-AA       | Vacuum Breaker 1-1/4" x 9" CP – Quantity Pack only (6/pack) | 38.20         | 24.83         | 0.50            | 671254045644 |
| 5323007     | V-500-AA       | Vacuum Breaker 1-1/2" x 9" CP – Quantity Pack only (6/pack) | 38.20         | 24.83         | 0.50            | 671254045637 |
| 3323192     | V-551-A        | Vacuum Breaker Repair Kit                                   | 5.15          | 2.85          | 0.04            | 671254046184 |
| 0323120PK   | V-553-A        | Coupling CP   | 14.85         | 9.65          | 0.14            | 671254014206 |
| 0323369PK   | V-572          | Royal II® Coupling CP                                       | 22.35         | 14.53         | 0.26            | 671254269040 |
| 0393003     | V-600-A        | Vacuum Breaker CP   | 38.20         | 24.83         | 0.51            | 671254116771 |
| 0393008     | V-600-AA       | Vacuum Breaker 1-1/2" x 13-1/2" CP                          | 60.10         | 39.07         | 0.69            | 671254116726 |
| 0393009     | V-600-AA       | Vacuum Breaker 1-1/2" x 21-1/2" CP                          | 68.60         | 44.59         | 1.50            | 671254116719 |
| 0393010     | V-600-AA       | Vacuum Breaker 1-1/2" x 24-1/2" CP                          | 77.30         | 50.25         | 1.28            | 671254116702 |
| 0393025     | V-600-AA       | Vacuum Breaker 1-1/2" x 22-13/16" CP – 1" Offset            | 221.80        | 144.17        | 1.54            | 671254116559 |
| 0393026     | V-600-AA       | Vacuum Breaker 1-1/2" x 25-13/16" CP – 1" Offset            | 229.65        | 149.27        | 1.55            | 671254116542 |
| 0393027     | V-600-AA       | Vacuum Breaker 1-1/2" x 22-5/8" CP – 1-1/2" Offset          | 221.80        | 144.17        | 1.54            | 671254116535 |
| 0393028     | V-600-AA       | Vacuum Breaker 1-1/2" x 25-5/8" CP – 1-1/2" Offset          | 229.65        | 149.27        | 1.50            | 671254116528 |
| 0393029     | V-600-AA       | Vacuum Breaker 1-1/2" x 22-1/2" CP – 2" Offset              | 221.80        | 144.17        | 1.43            | 671254116511 |
| 0393030     | V-600-AA       | Vacuum Breaker 1-1/2" x 25-1/2" CP – 2" Offset              | 229.65        | 149.27        | 1.50            | 671254116504 |
| 0393031     | V-600-AA       | Vacuum Breaker 1-1/2" x 15" CP                              | 62.45         | 40.59         | 0.91            | 671254131095 |
| 0393038     | V-600-AA       | Vacuum Breaker 1-1/2" x 36" CP                              | 112.40        | 73.06         | 1.90            | 671254131101 |
| 0393039     | V-600-AA       | Vacuum Breaker 1-1/4" x 13-1/2" CP                          | 60.10         | 39.07         | 0.70            | 671254131118 |
| 0393045     | V-600-AA       | Vacuum Breaker 1-1/4" x 21-1/2" CP                          | 72.35         | 47.03         | 1.12            | 671254131286 |
| 0393046     | V-600-AA       | Vacuum Breaker 3/4" x 10-1/2" CP                            | 53.10         | 34.52         | 0.60            | 671254132573 |
| 0393047     | V-600-AA       | Vacuum Breaker 3/4" x 15" CP                                | 66.50         | 43.23         | 0.77            | 671254132580 |
| 3393004     | V-600-AA       | Vacuum Breaker 3/4" x 9" – CP                               | 38.20         | 24.83         | 0.80            | 671254145702 |
| 3393006     | V-600-AA       | Vacuum Breaker 1-1/4" x 9" – CP                             | 38.20         | 24.83         | 0.60            | 671254145696 |
| 3393007     | V-600-AA       | Vacuum Breaker 1-1/2" x 9" – CP                             | 38.20         | 24.83         | 0.65            | 671254145689 |
| 3393000     | V-600-AA-BX    | Vacuum Breaker 3/4" x 9" – CP – Boxed                       | 38.20         | 24.83         | 0.71            | 671254267503 |
| 3393001     | V-600-AA-BX    | Vacuum Breaker 1-1/4" x 9" – CP – Boxed                     | 38.20         | 24.83         | 0.70            | 671254267619 |
| 3393002     | V-600-AA-BX    | Vacuum Breaker 1-1/2" x 9" – CP – Boxed                     | 38.20         | 24.83         | 0.72            | 671254267626 |
| 3323182     | V-651-A        | Vacuum Breaker Repair Kit                                   | 5.65          | 3.67          | 0.06            | 671254130715 |



V-572



V-600-AA



V-651-A




V-79



| Code Number | Product Number | Description  | List Price \$ | MAPP Price \$ | Est. Wt. (lbs.) | UPC Code     |
|-------------|----------------|--|---------------|---------------|-----------------|--------------|
| 3323183     | V-651-A-BX     | Vacuum Breaker Repair Kit – Boxed  | 5.65          | 3.15          | 0.10            | 671254267497 |
| 0322015PK   | V-75           | Inlet Adapter RC (Gem)   | 39.95         | 25.97         | 0.10            | 671254013650 |
| 0322013     | V-75-A         | Inlet Adapter Kit CP (Royal® & Crown/Naval®)   | 39.95         | 25.97         | 0.15            | 671254013643 |
| 0322021PK   | V-79           | Inlet Adapter 3/4" RB  | 48.80         | 31.72         | 0.29            | 671254013667 |
| 0322026PK   | V-79           | Inlet Adapter 1" RB  | 48.80         | 31.72         | 0.36            | 671254013674 |
| 5322001     | VBF-5          | Gasket 1-1/2" – Quantity Pack only (48/pack)   | 1.00          | 0.65          | 0.10            | 671254045590 |
| 5322176     | VBF-5          | Gasket 1-1/4" – Quantity Pack only (24/pack)   | 1.20          | 0.78          | 0.03            | 671254045583 |
| 5334000     | WB-1000-A      | Screw Repair Kit – Quantity Pack only (6/pack)   | 3.55          | 2.31          | 0.02            | 671254263390 |
| 0372001PK   | WES-1          | 3/4" CP Water Supply Inlet Cap   | 66.05         | 42.93         | 0.30            | 671254303164 |
| 0372002PK   | WES-2          | 1" NPT Water Supply Inlet Cap  | 66.05         | 42.93         | 0.30            | 671254306660 |
| 1001520     | WES-20         | Waterfree Urinal Installation Kit  | 80.65         | 52.42         | 1.10            | 671254299153 |
| 3372003     | WES-212A       | UPPERCUT® Handle Retrofit Kit  | 93.50         | 60.78         | 0.50            | 671254314856 |
| 3372004     | WES-213A       | UPPERCUT® Handle Retrofit Kit with Handle and Diaphragm  | 132.50        | 86.13         | 1.50            | 671254314863 |
| 0372003PK   | WES-3          | 1" WWT CP Water Supply Inlet Cap (Whitworth Thread)  | 12.90         | 8.39          | 0.30            | 671254303331 |
| 1001521     | WES-31         | Waterfree Urinal Plaque  | 17.40         | 11.31         | 0.03            | 671254299160 |
| 3372000     | WES-4A         | 3/4" NPT Inlet Cap Kit – contains casing tube, flange assembly casing and water supply inlet cap.                  | 81.25         | 52.81         | 0.50            | 671254305212 |
| 3372001     | WES-5A         | 1" NPT Inlet Cap Kit – contains casing tube, flange assembly casing and water supply inlet cap.                    | 41.35         | 26.88         | 0.50            | 671254304987 |
| 3372002     | WES-6A         | 1" WWT Inlet Cap Kit (Whitworth Thread) – contains casing tube, flange assembly casing and water supply inlet cap. | 83.70         | 54.41         | 0.50            | 671254304994 |
| 1001502     | WES-7          | T-Bar Cartridge Removal Tool   | 66.35         | 43.13         | 1.30            | 671254308893 |



VBF-5



WES-7



WES-20



WES-31

This page intentionally left blank.

| Code Number                             | Product Number | Description   | List Price \$ | MAPP Price \$ | Est. Wt. (lbs.) | UPC Code     |
|---|----------------|---|---------------|---------------|-----------------|--------------|
| <b>Electronic Repair Parts and Kits</b> |                |   |               |               |                 |              |
| 5325128                                 | EBV-101        | Volume Regulator 2.4 gpf/9.0 Lpf Closets – Quantity Pack only (6/pack)          | 2.15          | 1.40          | 0.03            | 671254269583 |
| 3325089                                 | EBV-1010-A     | Inner Cover Repair Kit (contains EBV134, EBV145A and EBV14)                     | 207.10        | 134.62        | 1.20            | 671254378957 |
| 3325814                                 | EBV-1017-A     | Handle Cap Solid  | 21.35         | 13.88         | 0.24            | 671254140196 |
| 3325001                                 | EBV-1020-A     | Flex-Tube Diaphragm Inside Parts Kit 1.6, 3.5, 4.5 Closet & 3.5 Urinals         | 72.80         | 47.32         | 0.27            | 671254263901 |
| 5325130                                 | EBV-102-1      | Volume Regulator 3.5 gpf/13.2 Lpf Closets/Urinals – Quantity Pack only (6/pack) | 2.15          | 1.40          | 0.03            | 671254269590 |
| 3325014                                 | EBV-1021-A     | Flex-Tube Diaphragm Inside Parts Kit 2.4 Closet                                 | 72.80         | 47.32         | 0.27            | 671254263925 |
| 5325129                                 | EBV-102-2      | Volume Regulator 1.5 gpf/5.8 Lpf Urinals – Quantity Pack only (6/pack)          | 2.15          | 1.40          | 0.03            | 671254269606 |
| 3325000                                 | EBV-1022-A     | Flex-Tube Diaphragm Inside Parts Kit 1.0, 1.5 Urinal                            | 72.80         | 47.32         | 0.27            | 671254263895 |
| 3325003                                 | EBV-1023-A     | Flex-Tube Diaphragm Inside Parts Kit 0.5 Urinal                                 | 72.80         | 47.32         | 0.27            | 671254263918 |
| 3325031                                 | EBV-1024-A     | Flex-Tube Diaphragm Inside Parts Kit 1.28 gpf Closet                            | 72.80         | 47.32         | 0.24            | 671254358874 |
| 3325121                                 | EBV-1028-A     | Flex-Tube Diaphragm Inside Parts Kit 1.1 gpf Closet                             | 70.35         | 45.73         | 0.22            | 671254425194 |
| 3325090                                 | EBV-1025-A     | Flex-Tube Diaphragm Inside Parts Kit 0.125/0.25 Urinal                          | 72.80         | 47.32         | 0.24            | 671254373877 |
| 3325016                                 | EBV-1033-A     | Metal Cover Assembly w/Override Button for †Zurn® valve body Closet             | 176.40        | 114.66        | 1.65            | 671254127098 |
| 3325055                                 | EBV-1042-A     | Override Button Repair Kit  | 17.00         | 11.05         | 0.02            | 671254144248 |
| 3325450                                 | EBV-129-A-C    | G2 Electronic Module Only Closet  | 272.15        | 176.90        | 2.75            | 671254267879 |
| 3325451                                 | EBV-129-A-U    | G2 Electronic Module Only Urinal  | 272.15        | 176.90        | 2.75            | 671254267886 |
| 0325172                                 | EBV-130-A      | G2 Manual Override Button Assembly w/Screws and Hex wrench CP                   | 50.40         | 32.76         | 0.15            | 671254267350 |
| 0325169                                 | EBV-131        | G2 Lens (Window)  | 14.30         | 9.30          | 0.04            | 671254267329 |
| 0325170                                 | EBV-132-A      | G2 Screws (2) Kit w/Hex Wrench  | 12.60         | 8.19          | 0.05            | 671254267336 |
| 0325171                                 | EBV-134        | G2 Cover Rest Plate   | 4.55          | 2.96          | 0.13            | 671254267343 |
| 3325453                                 | EBV-136-A      | G2 Solenoid   | 45.90         | 29.84         | 2.75            | 671254267909 |
| 0325160PK                               | EBV-138-A      | G2 Complete Cover/Ring/Sensor Assembly – Closet                                 | 661.05        | 429.68        | 2.37            | 671254272378 |
| 0325160PK                               | EBV-139-A      | G2 Complete Cover/Ring/Sensor Assembly – Urinal                                 | 661.05        | 429.68        | 2.38            | 671254272385 |
| 0325804PK                               | EBV-14         | Locking Ring CP   | 42.40         | 27.56         | 0.32            | 671254140080 |
| 0325168                                 | EBV-142-A      | G2 Cover Assembly, Complete   | 177.75        | 115.54        | 0.50            | 671254267312 |
| 3325462                                 | EBV-144-A      | Solenoid – Old Style  | 45.90         | 29.84         | 2.50            | 671254269309 |
| 3325456                                 | EBV-145-A      | G2 Inner Cover Assembly   | 164.75        | 107.09        | 0.05            | 671254269231 |
| 0325176                                 | EBV-146-A-C    | G2 Module Assembly Universal Closet   | 407.00        | 264.55        | 2.50            | 671254268838 |
| 0325177                                 | EBV-146-A-U    | G2 Module Assembly Universal Urinal   | 407.00        | 264.55        | 2.50            | 671254268845 |
| 0325166                                 | EBV-149-A      | G2 Complete Cover/Ring/Sensor Assembly Closet – †Zurn®                          | 661.05        | 429.68        | 2.37            | 671254267268 |
| 0325167                                 | EBV-150-A      | G2 Complete Cover/Ring/Sensor Assembly Urinal – †Zurn®                          | 661.05        | 429.68        | 2.37            | 671254267275 |
| 5325813                                 | EBV-18         | Quad Ring – Quantity Pack only (12/pack)  | 1.30          | 0.85          | 0.03            | 671254141087 |
| 0325241                                 | EBV-192-A      | Repair Kit G2 Plastic Cover   | 97.55         | 63.41         | 0.20            | 671254342705 |
| 0325814                                 | EBV-21-A       | Inner Cover Assembly Old Style  | 164.15        | 106.70        | 0.73            | 671254140097 |
| 0305823                                 | EBV-22         | Strap wrench  | 10.90         | 7.09          | 0.07            | 671254057401 |
| 3325524                                 | EBV-31-A       | †Zurn® Locking Ring   | 48.70         | 31.66         | 0.42            | 671254140103 |



**EBV-1020-A**

†The brands and/or products names referenced herein may be subject to trademark rights of their respective owners. Use of the brands and names is for identification purposes only and does not imply affiliation with or endorsement by Sloan.

Pricing subject to change without notice. For most current pricing, refer to online price sheets at [www.sloan.com](http://www.sloan.com)

| Code Number | Product Number | Description   | List Price \$ | MAPP Price \$ | Est. Wt. (lbs.) | UPC Code     |
|-------------|----------------|---|---------------|---------------|-----------------|--------------|
| 3325012     | EBV-55-A       | Metal Cover Assembly (Urinal) (Not for use w/G2)  | 154.25        | 100.26        | 1.65            | 671254126077 |
| 3325013     | EBV-60-A       | Metal Cover Assembly W/Override Button (Water Closet) (Not for use w/G2)                          | 176.40        | 114.66        | 1.68            | 671254126138 |
| 5325011     | EBV-67         | Gasket – Quantity Pack only (12/pack)   | 4.70          | 3.06          | 0.02            | 671254214873 |
| 5325122     | EBV-95         | Volume Regulator 1.6 gpf/6.0 Lpf or 1.0 gpf/3.8 Lpf Closets/Urinals - Quantity Pack only (6/pack) | 2.15          | 1.40          | 0.03            | 671254269576 |
| 0325246     | EBV-191-A      | Cover W/button assy Repair, Sloan ECOS® Dual-Flush Closet   | 101.15        | 65.75         | 2.40            | 671254353466 |
| 0325247     | EBV-196-A      | Electric Module Repair, Sloan ECOS® 1.6/1.1 Dual-Flush Closet                                     | 304.75        | 198.09        | 0.50            | 671254352513 |
| 33754002    | EBV-1054-A     | Electric Module Repair, Sloan ECOS® Dual-Flush 1.28/1.1 Closet                                    | 304.75        | 198.09        | 1.50            | 671254519596 |
| 0325300PK   | EBV-304-A      | Cover/Sensor/Assembly – Closet SOLIS® Electronic Single Button Flush                              | 723.90        | 470.54        | 2.50            | 671254349315 |
| 0325301PK   | EBV-306-A      | Cover/Sensor/Assembly – Urinal SOLIS® Electronic Single Button                                    | 723.90        | 470.54        | 2.50            | 671254378407 |
| 0325309     | EBV-309-A      | Cover Assembly – SOLIS® Electronic Single Button Flush  | 212.60        | 138.19        | 1.0             | 671254368002 |
| 0325311     | EBV-311-A      | Cover Assembly – SOLIS® Electronic Dual-Flush   | 237.20        | 154.18        | 1.0             | 671254368415 |
| 0325312     | EBV-312-A-C    | Sensor Assembly SOLIS® – Water Closet – Single Flush  | 409.45        | 266.14        | 0.50            | 671254368422 |
| 0325313     | EBV-312-A-U    | Sensor Assembly SOLIS® – Urinal   | 409.45        | 266.14        | 0.50            | 671254368439 |
| 0325320     | EBV-320-A      | Cover/Sensor/Assembly (†Zurn®) – Closet SOLIS® Electronic Single Button Flush                     | 645.00        | 419.25        | 2.50            | 671254476622 |
| 0325321     | EBV-321-A      | Cover/Sensor/Assembly (†Zurn®) – Urinal SOLIS® Electronic Single Button                           | 645.00        | 419.25        | 2.50            | 671254476639 |
| 0325341     | EBV-341-A      | Cover/Sensor/Assembly – Urinal ECOS® Electronic Single Button 0.25/0.5                            | 683.95        | 444.57        | 2.50            | 671254385924 |
| 0325389     | EBV-381-A      | Cover/Sensor/Assembly – Urinal ECOS® Electronic Single Button 0.125                               | 704.00        | 457.60        | 2.50            | 671254424487 |
| 0325394     | EBV-385-A      | Cover/Sensor/Assembly – Urinal SOLIS® Electronic Single Button 0.125                              | 723.90        | 470.54        | 2.50            | 671254424838 |
| 0325395PK   | EBV-386-A      | Electronic Sensor Module- ECOS 0.125  | 304.75        | 198.09        | 0.50            | 671254424852 |
| 0325396     | EBV-387-A      | Electronic Sensor Module- ECOS 0.25   | 304.75        | 198.09        | 0.50            | 671254424869 |
| 0325397     | EBV-388-A      | Electronic Sensor Module- SOLIS 0.125   | 409.45        | 266.14        | 0.50            | 671254424876 |
| 3305170     | EL-1005-A      | Exposed Urinal Accessory Kit CP   | 480.50        | 312.33        | 0.41            | 671254069053 |
| 0305125PK   | EL-101         | Solenoid Nut CP   | 31.85         | 20.70         | 0.03            | 671254004559 |
| 0305126     | EL-102-1       | Name Plate 120V AC  | 2.00          | 1.30          | 0.01            | 671254004566 |
| 0305127PK   | EL-102-2       | Name Plate 24V AC   | 2.00          | 1.30          | 0.01            | 671254004573 |
| 0305132PK   | EL-104         | Adapter CP  | 49.75         | 32.34         | 0.07            | 671254004627 |
| 0305135     | EL-110         | O-Ring 1-1/8X1-1/4X1/16   | 1.25          | 0.81          | 0.01            | 671254004641 |
| 3345013     | EL-1101-A      | Solenoid Royal® Repair Kit (1.6/6 Lpf) Closet   | 86.90         | 56.49         | 0.48            | 671254203174 |
| 3345014     | EL-1102-A      | Solenoid Royal® Repair Kit (3.5/13.2 Lpf) Closet  | 86.90         | 56.49         | 0.48            | 671254203181 |
| 3345015     | EL-1103-A      | Solenoid Royal® Repair Kit (2.4 gpf/9.0 Lpf) Closet   | 86.90         | 56.49         | 0.48            | 671254203198 |
| 3345016     | EL-1106-A      | Solenoid Royal® Repair Kit (0.5 gpf/1.9 Lpf) Urinal   | 86.90         | 56.49         | 0.48            | 671254203204 |
| 3345017     | EL-1107-A      | Solenoid Royal® Repair Kit (1.0 gpf/3.8 Lpf) Urinal   | 86.90         | 56.49         | 0.48            | 671254203211 |
| 3345018     | EL-1108-A      | Solenoid Royal® Repair Kit (1.5 gpf/5.7 Lpf) Urinal   | 86.90         | 56.49         | 0.48            | 671254203228 |



EBV-129-A-C



EBV-136-A



EBV-145-A



EBV-31-A

†The brands and/or products names referenced herein may be subject to trademark rights of their respective owners. Use of the brands and names is for identification purposes only and does not imply affiliation with or endorsement by Sloan.


Pricing subject to change without notice. For most current pricing, refer to online price sheets at [www.sloan.com](http://www.sloan.com)

| Code Number | Product Number | Description                                 | List Price \$ | MAPP Price \$ | Est. Wt. (lbs.) | UPC Code     |
|-------------|----------------|---|---------------|---------------|-----------------|--------------|
| 0305328     | EL-124-1       | CP Solenoid Assembly 120V                   | 300.55        | 195.36        | 1.00            | 671254221215 |
| 0305329     | EL-124-2       | CP Solenoid Assembly 24V                    | 300.55        | 195.36        | 1.00            | 671254211810 |
| 0305201PK   | EL-126         | #8-32" Hex Nut (4 Required)                 | 0.95          | 0.62          | 0.25            | 671254221765 |
| 0305202PK   | EL-127         | #8 Internal Tooth Lock Washer (4 Required)  | 0.95          | 0.62          | 0.02            | 671254221772 |
| 3305043     | EL-128-A       | Actuator Cartridge                          | 45.55         | 29.61         | 0.07            | 671254045859 |
| 0305330     | EL-138-1       | RB Solenoid Assembly 120V                   | 300.55        | 195.36        | 1.00            | 671254005006 |
| 0305331     | EL-138-2       | RB Solenoid Assembly 24V                    | 300.55        | 195.36        | 1.00            | 671254005013 |
| 0305324     | EL-141-A       | Over Ride Switch Assembly                   | 41.75         | 27.14         | 0.10            | 671254004993 |
| 3305620     | EL-1500        | Sensor – Urinal                             | 394.25        | 256.26        | 0.12            | 671254119376 |
| 3305621     | EL-1500-L      | Sensor – Closet                             | 394.25        | 256.26        | 0.12            | 671254119383 |
| 3305622     | EL-1500-LL     | Sensor – Lav                                | 390.45        | 253.79        | 0.12            | 671254119390 |
| 3305623     | EL-1500-LLT    | Sensor – Lav w/Timeout                      | 390.45        | 253.79        | 0.12            | 671254119406 |
| 0305151PK   | EL-151         | Sensor Plate (for Exposed Urinals) CP       | 71.75         | 46.64         | 0.20            | 671254004719 |
| 0305152PK   | EL-152         | Hex Socket Screw CP                         | 2.20          | 1.43          | 0.01            | 671254045804 |
| 0305161PK   | EL-161         | Sensor Plate (for Concealed Urinals) CP     | 71.75         | 46.64         | 0.23            | 671254045811 |
| 0305164PK   | EL-162         | Coil Housing CP                             | 69.65         | 45.27         | 0.09            | 671254004771 |
| 0305165PK   | EL-163-A       | Solenoid Plunger Assembly                   | 68.20         | 44.33         | 0.40            | 671254045828 |
| 0305166PK   | EL-164         | Flux Plate CP                               | 19.45         | 12.64         | 0.06            | 671254004795 |
| 0305119PK   | EL-165-1       | Solenoid Coil 120V AC                       | 36.10         | 23.47         | 0.31            | 671254004542 |
| 0305118PK   | EL-165-2       | Solenoid Coil 24V AC                        | 36.10         | 23.47         | 0.31            | 671254004535 |
| 0305167PK   | EL-166         | Solenoid Nut RB                             | 2.20          | 1.43          | 0.01            | 671254004801 |
| 0305323     | EL-168-A       | Yoke Assembly                               | 8.25          | 5.36          | 0.03            | 671254045842 |
| 0305163     | EL-172-A       | Button Assembly                             | 142.55        | 92.66         | 0.75            | 671254004764 |
| 0305139     | EL-176-A       | Flange Assembly CP                          | 20.25         | 13.16         | 0.12            | 671254004658 |
| 0305190PK   | EL-190-A       | Handle Adapter                              | 46.55         | 30.26         | 0.12            | 671254004887 |
| 3305158     | EL-191-ALS     | Kit Wall Box W/Optima Urinal Less Sensor    | 543.65        | 353.37        | 11.86           | 671254385122 |
| 3305160     | EL-192-ALS     | Kit Wall Box W/Optima Closet Less Sensor    | 543.65        | 353.37        | 11.74           | 671254385115 |
| 3305178     | EL-191-A       | Kit Wall Box W/Optima F/Urinal SS           | 925.70        | 601.71        | 11.86           | 671254040564 |
| 3305180     | EL-192-A       | Kit Wall Box W/Optima F/Closet SS           | 925.70        | 601.71        | 11.74           | 671254069121 |
| 0305206     | EL-196         | Electrical Box 4 Sq x 1-1/2 Deep            | 16.50         | 10.73         | 0.71            | 671254274020 |
| 0305207     | EL-197         | Elect Box Mud Ring 4 Sq x 3/4               | 15.25         | 9.91          | 0.21            | 671254274037 |
| 0305219PK   | EL-201         | Sensor Plate (for Closets) CP               | 71.75         | 46.64         | 0.21            | 671254045835 |
| 0305148     | EL-227         | Solenoid Spanner Wrench                     | 74.55         | 48.46         | 0.81            | 671254004696 |
| 0305768     | EL-310-A       | Spout Mounting Kit (ELF-10 and ESF-20 Only) | 30.35         | 19.73         | 0.19            | 671254056947 |


†The brands and/or products names referenced herein may be subject to trademark rights of their respective owners. Use of the brands and names is for identification purposes only and does not imply affiliation with or endorsement by Sloan.

Pricing subject to change without notice. For most current pricing, refer to online price sheets at [www.sloan.com](http://www.sloan.com)

| Code Number | Product Number | Description   | List Price \$ | MAPP Price \$ | Est. Wt. (lbs.) | UPC Code     |
|-------------|----------------|---|---------------|---------------|-----------------|--------------|
| 0305946PK   | EL-3500-A      | Microphone Sensor Assembly                                  | 182.60        | 118.69        | 0.38            | 671254146198 |
| 0345150     | EL-431-A       | Flange Assembly 24V CP                                      | 26.05         | 16.93         | 0.17            | 671254224810 |
| 3305104     | EL-595-A       | CP Closet Sensor Wall Plate Kit                             | 612.45        | 398.09        | 0.50            | 671254350106 |
| 3305105     | EL-625-A       | CP Closet Single Hole Wall Plate Kit                        | 93.75         | 60.94         | 0.50            | 671254330511 |
| 3305107     | EL-635A        | CP Closet Sensor Wall Plate Kit (Exposed/Concealed TMO)     | 569.75        | 370.34        |                 | 671254373068 |
| 3305100     | EL-640-A       | CP Urinal Sensor Wall Plate Kit (Exposed)                   | 561.95        | 365.27        | 0.50            | 671254350045 |
| 3305101     | EL-645-A       | CP Urinal Sensor Wall Plate Kit (Exposed/Concealed TMO)     | 569.75        | 370.34        | 0.50            | 671254350052 |
| 3345078     | EL-655-A       | Wall Plate Kit for Small Wall Box Closet                    | 801.25        | 520.81        | 4.50            | 671254370821 |
| 3345079     | EL-660-A       | Wall Plate Kit for Small Wall Box Urinal W/Override         | 801.25        | 520.81        | 4.50            | 671254370838 |
| 0372033     | WES-23-A       | Button Cover ASM w/Screws Sloan ECOS® Dual-Flush Closet     | 53.70         | 34.91         | 1.00            | 671254341586 |
| 0372055PK   | WES-55-A       | Cover/Ring/Sensor Assembly Sloan ECOS® Dual-Flush Closet CP | 704.00        | 457.60        | 2.37            | 671254341579 |
| 0372024PK   | WES-24-A       | Cover/Sensor/Assembly – Closet SOLIS® Electronic Dual-Flush | 723.90        | 470.54        | 2.50            | 671254378452 |
| 0372038     | WES-33-AC      | Sensor Assembly SOLIS® – Water Closet Dual-Flush            | 445.65        | 289.67        | 0.50            | 671254368446 |
| 3325506     | EBV-505-A      | Guide Bushing Asm Kit - Dual Flush Side Mount               | 5.20          | 3.38          | 0.20            | 671254413559 |
| 3325507     | EBV-570-A      | Guide Bushing Assy Straight - Single Flush Side Mount       | 5.20          | 3.38          | 0.20            | 671254412682 |
| 3340053     | GBL-1037-A     | CX Piston Repair Kit 1.6 gpf                                | 51.80         | 33.67         | 0.60            | 671254574298 |
| 33400079    | GBL-1098-A     | CX Piston Repair Kit 1.28 gpf                               | 50.30         | 32.70         | 0.09            | 671254574298 |
| 3340055     | GBL-1039-A     | CX Piston Repair Kit 0.5 gpf                                | 51.80         | 33.67         | 0.60            | 671254492714 |
| 3340056     | GBL-1040-A     | CX Piston Repair Kit 0.25 gpf                               | 51.80         | 33.67         | 0.12            | 671254492721 |
| 33400078    | GBL-1096-A     | CX/TRF Solenoid Repair Kit                                  | 100.20        | 65.13         | 0.10            | 671254567740 |
| 33400026    | GBL-1056-A     | CX Electric Override Button Repair Kit                      | 32.85         | 21.35         | 0.13            | 671254515314 |
| 33400069    | GBL-219-A      | CX Closet Sensor Repair Kit                                 | 263.45        | 171.24        | 2.36            | 671254563155 |
| 33400071    | GBL-220-A      | CX Urinal Sensor Repair Kit                                 | 263.45        | 171.24        | 2.36            | 671254563162 |



EL-1005-A



EL-141-A



EL-172-A



EL-190-A

†The brands and/or products names referenced herein may be subject to trademark rights of their respective owners. Use of the brands and names is for identification purposes only and does not imply affiliation with or endorsement by Sloan.

Pricing subject to change without notice. For most current pricing, refer to online price sheets at [www.sloan.com](http://www.sloan.com)

| Code Number | Product Number | Finish | List Price \$ | MAPP Price \$ | Est. Wt. (lbs.) | UPC Code |
|-------------|----------------|--------|---------------|---------------|-----------------|----------|
|-------------|----------------|--------|---------------|---------------|-----------------|----------|

**Sloan Special Finish Price Sheet**

Below is the Sloan standard Special Finish offering. These products do not have a minimum order quantity and are typically in inventory, ready to ship. If you'd like something that's not on this list please reach out to Sloan Customer Service for estimated lead times and minimum order quantities for special requests.

**Faucets - Brushed Stainless**

|           |   |       |          |          |      |              |
|-----------|---|-------|----------|----------|------|--------------|
| 3324482   | EFX250.000.000                          | PVDSF | 1,388.35 | 902.43   | 5.00 | 671254446151 |
| 3324468   | EFX250.500.000                          | PVDSF | 1,461.35 | 949.88   | 5.00 | 671254438705 |
| 3315193BT | EBF650 BATTERY FAUCET                   | PVDSF |          |          | 5.83 | 671254468610 |
| 3365657BT | ETF600-P ELECTRONIC FAUCET              | PVDSF | 1,431.85 | 930.70   | 6.97 | 671254468658 |
| 3335092   | EAF275-ISM BATTERY FAUCET W/MIX         | PVDSF | 1,377.15 | 895.15   | 5.00 | 671254399488 |
| 3315392BT | EBF-415-BAT-TEE-SF-0.5GPM-MLM-IR-BT-FCT | PVDSF | 1,349.70 | 877.31   | 5.00 | 671254492257 |
| 3315391BT | EBF-425-BAT-TEE-SF-0.5GPM-MLM-IR-BT-FCT | PVDSF | 1,349.70 | 877.31   | 5.00 | 671254492172 |
| 3365805BT | ETF-410-PLG-TEE-SF-0.5GPM-MLM-IR-BT-FCT | PVDSF | 1,493.00 | 970.45   | 5.00 | 671254501126 |
| 3365829BT | ETF-420-PLG-TEE-SF-0.5GPM-MLM-IR-BT-FCT | PVDSF | 1,493.00 | 970.45   | 5.00 | 671254500013 |
| 3315448BT | EBF815-BAT-SF-0.5-GPM-MLM-FCT           | PVDSF | 1,453.65 | 944.87   | 7.40 | 671254566057 |
| 3365841BT | ETF810-PLG-SF-0.5-GPM-MLM-FCT           | PVDSF | 1,626.80 | 1,057.42 | 7.40 | 671254565777 |
| 3315464BT | EBF825-BAT-SF-0.5-GPM-MLM-FCT           | PVDSF | 1,536.25 | 998.56   | 7.40 | 671254565890 |
| 3365853BT | ETF820-PLG-SF-0.5-GPM-MLM-FCT           | PVDSF | 1,626.80 | 1,057.42 | 7.40 | 671254565654 |
| 3324141   | EFX20A BASE PLATE KIT (4" CENTERSET)    | PVDSF | 119.80   | 77.87    | 1.00 | 671254446052 |
| 3324143   | EFX26A BASE PLATE KIT (8" CENTERSET)    | PVDSF | 139.65   | 90.77    | 1.00 | 671254446106 |
| 3365521   | ETF312A TRIM PLATE KIT 4 IN CENT 1 HL   | PVDSF | 75.40    | 49.01    | 0.20 | 671254453708 |
| 3365151   | ETF510A TRIM PLATE KIT 8 IN CENT 1 HL   | PVDSF | 137.60   | 89.44    | 0.53 | 671254230354 |

**Flushometers -Brushed Stainless**

|          |                            |       |          |          |      |              |
|----------|----------------------------|-------|----------|----------|------|--------------|
| 3510011  | ROYAL 111 1.6 gpf          | PVDSF | 1,049.40 | 682.11   | 7.20 | 671254061163 |
| 3510120  | ROYAL 111 1.28 gpf         | PVDSF | 1,049.40 | 682.11   | 7.20 | 671254392564 |
| 3450001  | ROYAL 111 ESS 1.6 gpf      | PVDSF | 1,737.65 | 1,129.47 | 9.04 | 671254203976 |
| 3450017  | ROYAL 111 ESS 1.28 gpf     | PVDSF | 1,737.65 | 1,129.47 | 9.04 | 671254406353 |
| 3450081  | ROYAL 111 ESS TMO 1.6 gpf  | PVDSF | 1,793.00 | 1,165.45 | 9.04 | 671254449237 |
| 3450021  | ROYAL 111 ESS TMO 1.28 gpf | PVDSF | 1,793.00 | 1,165.45 | 9.04 | 671254452220 |
| 3250450  | G2 8111 1.6 gpf            | PVDSF | 1,666.70 | 1,083.36 | 8.85 | 671254278271 |
| 32503022 | G2 8111-BT 1.6 gpf         | PVDSF | 1,709.00 | 1,110.85 | 8.85 | 671254549548 |
| 3250320  | G2 8111 1.28 gpf           | PVDSF | 1,666.70 | 1,083.36 | 8.85 | 671254369726 |
| 32503027 | G2 8111-BT 1.28 gpf        | PVDSF | 1,709.00 | 1,110.85 | 8.85 | 671254549845 |
| 3370462  | ECOS 8111-1.1              | PVDSF | 1,678.55 | 1,091.06 | 8.66 | 671254505421 |
| 33704032 | ECOS 8111-BT 1.1 gpf       | PVDSF | 1,720.55 | 1,118.36 | 8.66 | 671254545809 |
| 3370411  | ECOS 8111-1.6/1.1 gpf      | PVDSF | 1,678.55 | 1,091.06 | 8.66 | 671254378186 |
| 33704023 | ECOS 8111-BT 1.6/1.1 gpf   | PVDSF | 1,720.55 | 1,118.36 | 8.66 | 671254544758 |
| 33704028 | ECOS 8111-BT 1.28/1.1 gpf  | PVDSF | 1,720.55 | 1,118.36 | 8.66 | 671254545007 |
| 33704035 | ECOS 8111-BT 1.28 gpf      | PVDSF | 1,720.55 | 1,118.36 | 8.66 | 671254545557 |
| 3370025  | SOLIS 8111 1.6 gpf         | PVDSF | 1,701.85 | 1,106.20 | 8.64 | 671254382237 |
| 3370043  | SOLIS 8111 1.28 gpf        | PVDSF | 1,701.85 | 1,106.20 | 8.64 | 671254402270 |
| 3370030  | SOLIS 8111-1.6/1.1 gpf     | PVDSF | 1,701.85 | 1,106.20 | 8.64 | 671254387447 |
| 3512636  | ROYAL 186 1.0 gpf          | PVDSF | 1,049.40 | 682.11   | 6.86 | 671254122949 |
| 3512650  | ROYAL 186 0.5 gpf          | PVDSF | 1,049.40 | 682.11   | 6.86 | 671254309081 |
| 3912732  | ROYAL 186-0.125 gpf        | PVDSF | 1,049.40 | 682.11   | 6.86 | 671254431331 |
| 3452607  | ROYAL 186 ESS 1.0 gpf      | PVDSF | 1,714.30 | 1,114.30 | 8.54 | 671254220515 |
| 3452633  | ROYAL 186 ESS 0.5 gpf      | PVDSF | 1,714.30 | 1,114.30 | 8.54 | 671254452329 |
| 3452628  | ROYAL 186 ESS 0.125 gpf    | PVDSF | 1,714.25 | 1,114.26 | 8.54 | 671254406360 |

Note: Only items on this price list are available in Special Finishes with no minimum order quantity. Items not on this list are subject to advanced PLM approval.

Minimum order quantities, extended lead times and custom order terms including cancellation and restocking fees.

Pricing subject to change without notice. For most current pricing, refer to online price sheets at [www.sloan.com](http://www.sloan.com)

| Code Number  | Product Number  | Finish | List Price \$  | MAPP Price \$ | Est. Wt. (lbs.) | UPC Code     |
|--|---|--------|--|---------------|-----------------|--------------|
| <b>Flushometers -Brushed Stainless - continued</b> |   |        |  |               |                 |              |
| 3452658  | ROYAL 186 ESS TMO 1.0 gpf   | PVDSF  | 1,769.50   | 1,150.18      | 8.54            | 671254452497 |
| 3452654  | ROYAL 186 ESS TMO 0.5 gpf   | PVDSF  | 1,769.50   | 1,150.18      | 8.54            | 671254452473 |
| 3452651  | ROYAL 186 ESS TMO 0.125 gpf   | PVDSF  | 1,769.50   | 1,150.18      | 8.54            | 671254452435 |
| 3250447  | G2 8186 1.0 gpf   | PVDSF  | 1,666.70   | 1,083.36      | 8.62            | 671254276796 |
| 32503009   | G2 8186-BT 1.0 gpf  | PVDSF  | 1,709.00   | 1,110.85      | 8.62            | 671254548299 |
| 3250299  | G2 8186 0.5 gpf   | PVDSF  | 1,666.70   | 1,083.36      | 8.62            | 671254357549 |
| 32503015   | G2 8186-BT 0.5 gpf  | PVDSF  | 1,709.00   | 1,110.85      | 8.62            | 671254548541 |
| 3370445  | ECOS 8186 0.5 gpf   | PVDSF  | 1,678.55   | 1,091.06      | 8.62            | 671254386747 |
| 33704005   | ECOS 8186-BT 0.5 gpf  | PVDSF  | 1,720.55   | 1,118.36      | 8.62            | 671254546509 |
| 33704016   | ECOS 8186-BT 0.25 gpf   | PVDSF  | 1,720.55   | 1,118.36      | 8.62            | 671254546752 |
| 3370415  | ECOS 8186 OR 0.125 gpf  | PVDSF  | 1,678.55   | 1,091.06      | 8.62            | 671254380981 |
| 33704011   | ECOS 8186-BT 0.125 gpf  | PVDSF  | 1,720.55   | 1,118.36      | 8.62            | 671254547001 |
| 3370018  | SOLIS 8186 1.0 gpf  | PVDSF  | 1,701.85   | 1,106.20      | 8.31            | 671254382220 |
| 3370086  | SOLIS 8186 0.5 gpf  | PVDSF  | 1,701.85   | 1,106.20      | 8.20            | 671254452558 |
| 3370077  | SOLIS 8186 0.25 gpf   | PVDSF  | 1,701.85   | 1,106.20      | 8.31            | 671254426658 |
| 3370054  | SOLIS 8186 0.125 gpf  | PVDSF  | 1,701.85   | 1,106.20      | 8.31            | 671254417014 |
| 3400204  | CX 158 1.6 gpf  | PVDSF  | 528.85   | 343.75        | 5.00            | 671254476455 |
| 3400205  | CX 158 1.28 gpf   | PVDSF  | 528.85   | 343.75        | 5.00            | 671254476462 |
| 3400206  | CX 198 0.5 gpf  | PVDSF  | 528.85   | 343.75        | 5.00            | 671254476479 |
| 3400207  | CX 198 0.25 gpf   | PVDSF  | 528.85   | 343.75        | 5.00            | 671254476486 |
| 3400221  | CX 198 0.125 gpf  | PVDSF  | 528.85   | 343.75        | 5.00            | 671254491250 |
| 3400304  | CX 8158 1.6 gpf   | PVDSF  | 1,726.50   | 1,122.23      | 5.00            | 671254478244 |
| 3400305  | CX 8158 1.28 gpf  | PVDSF  | 1,726.50   | 1,122.23      | 5.00            | 671254478251 |
| 3400334  | CX 8154 1.6 gpf   | PVDSF  | 1,767.85   | 1,149.10      | 5.00            | 671254482807 |
| 3400337  | CX 8154 1.28 gpf  | PVDSF  | 1,767.85   | 1,149.10      | 5.00            | 671254511255 |
| 3400306  | CX 8198 0.5 gpf   | PVDSF  | 1,726.50   | 1,122.23      | 5.00            | 671254478268 |
| 3400307  | CX 8198 0.25 gpf  | PVDSF  | 1,726.50   | 1,122.23      | 5.00            | 671254480469 |
| 3400321  | CX 8198 0.125 gpf   | PVDSF  | 1,726.50   | 1,122.23      | 5.00            | 671254491304 |
| <b>Soap Dispensers - Brushed Stainless</b>         |   |        |  |               |                 |              |
| 3346082  | ESD 400 BASYS Soap Dispenser  | PVDSF  | 1,202.70   | 781.76        | 6.85            | 671254455702 |
| 3346141  | ESD 500 BASYS Soap Dispenser with Soap                              | PVDSF  | 1,129.70   | 734.31        | 13.70           | 671254482821 |
| 3346143  | ESD 600 Soap Dispenser with Soap                                    | PVDSF  | 880.10   | 572.07        | 13.52           | 671254482852 |
| 3346142  | ESD 2000 Soap Dispenser with Soap                                   | PVDSF  | 1,105.50   | 718.58        | 13.75           | 671254482883 |
| 3346164  | ESD-410 Soap Dispenser with Soap                                    | PVDSF  | 1,129.65   | 734.27        | 6.85            | 671254503700 |
| 3346170  | ESD-420 Soap Dispenser with Soap                                    | PVDSF  | 1,129.65   | 734.27        | 6.85            | 671254503656 |
| <b>Sinks - Brushed Stainless</b>                   |   |        |  |               |                 |              |
|  | AD-81000 - One Station Sink, Enclosure, Special Finish Hand Dryer   | PVDSF  | Call Sales Rep for pricing or go to configurator.sloan.com |               |                 |              |
|  | AD-82000 - Two Station Sink, Enclosure, Special Finish Hand Dryer   | PVDSF  | Call Sales Rep for pricing or go to configurator.sloan.com |               |                 |              |
|  | AD-83000 - Three Station Sink, Enclosure, Special Finish Hand Dryer | PVDSF  | Call Sales Rep for Pricing or go to configurator.sloan.com |               |                 |              |
|  | AD-84000 - Four Station Sink, Enclosure, Special Finish Hand Dryer  | PVDSF  | Call Sales Rep for Pricing or go to configurator.sloan.com |               |                 |              |

Note: Only items on this price list are available in Special Finishes with no minimum order quantity. Items not on this list are subject to advanced PLM approval.

Minimum order quantities, extended lead times and custom order terms including cancellation and restocking fees.

Pricing subject to change without notice. For most current pricing, refer to online price sheets at [www.sloan.com](http://www.sloan.com)



| Code Number                     | Product Number                          | Finish | List Price \$ | MAPP Price \$ | Est. Wt. (lbs.) | UPC Code      |
|---------------------------------|---|--------|---------------|---------------|-----------------|---------------|
| <b>Faucets - Brushed Nickel</b> |   |        |               |               |                 |               |
| 3324478                         | EFX250.000.000                          | PVDBN  | 1,388.35      | 902.43        | 5.00            | 671254444676  |
| 3324480                         | EFX250.500.000                          | PVDBN  | 1,461.35      | 949.88        | 5.00            | 6712544446137 |
| 3315249BT                       | EBF650 BATTERY FAUCET                   | PVDBN  |               |               | 5.83            | 671254468597  |
| 3365697BT                       | ETF600-P ELECTRONIC FAUCET              | PVDBN  | 1,403.10      | 912.02        | 6.97            | 671254468634  |
| 3335070                         | EAF275-ISM CP BATTERY FAUCET W/MIX      | PVDBN  | 1,377.15      | 895.15        | 5.00            | 671254339538  |
| 3315396BT                       | EBF-415-BAT-TEE-BN-0.5GPM-MLM-IR-BT-FCT | PVDBN  | 1,349.70      | 877.31        | 5.00            | 671254492271  |
| 3365800BT                       | ETF-410-PLG-TEE-BN-0.5GPM-MLM-IR-BT-FCT | PVDBN  | 1,493.00      | 970.45        | 5.00            | 671254501133  |
| 3315395BT                       | EBF-425-BAT-TEE-BN-0.5GPM-MLM-IR-BT-FCT | PVDBN  | 1,349.70      | 877.31        | 5.00            | 671254492196  |
| 3365824BT                       | ETF-420-PLG-TEE-BN-0.5GPM-MLM-IR-BT-FCT | PVDBN  | 1,493.00      | 970.45        | 5.00            | 671254500037  |
| 3315439BT                       | EBF815-BAT-BN-0.5-GPM-MLM-FCT           | PVDBN  | 1,212.60      | 788.19        | 5.00            | 671254566149  |
| 3365832BT                       | ETF810-PLG-BN-0.5-GPM-MLM-FCT           | PVDBN  | 1,626.80      | 1,057.42      | 5.00            | 671254565869  |
| 3315455BT                       | EBF825-BAT-BN-0.5-GPM-MLM-FCT           | PVDBN  | 1,536.25      | 998.56        | 5.00            | 671254565982  |
| 3365844BT                       | ETF820-PLG-BN-0.5-GPM-MLM-FCT           | PVDBN  | 1,626.80      | 1,057.42      | 5.00            | 671254565746  |
| 3365697BT                       | ETF-600-PLG-TEE-BN-0.5GPM-MLM-IR-BT-FCT | PVDBN  | 1,403.10      | 912.02        | 5.00            | 671254468634  |
| 3315249BT                       | EBF-650-BAT-TEE-BN-0.5GPM-MLM-IR-BT-FCT | PVDBN  |               |               | 5.83            | 671254468597  |
| 3324142                         | EFX20A BASE PLATE KIT (4" CENTERSET)    | PVDBN  | 119.80        | 77.87         | 1.00            | 671254446090  |
| 3324144                         | EFX26A BASE PLATE KIT (8" CENTERSET)    | PVDBN  | 139.65        | 90.77         | 1.00            | 671254446113  |
| 3365465                         | ETF312A TRIM PLATE KIT 4 IN CENT 1 HL   | PVDBN  | 75.40         | 49.01         | 0.20            | 671254238336  |
| 3365582                         | ETF510A TRIM PLATE KIT 8 IN CENT 1 HL   | PVDBN  |               |               | 0.53            | 671254307926  |

Note: Only items on this price list are available in Special Finishes with no minimum order quantity. Items not on this list are subject to advanced PLM approval. Minimum order quantities, extended lead times and custom order terms including cancellation and restocking fees.

Pricing subject to change without notice. For most current pricing, refer to online price sheets at [www.sloan.com](http://www.sloan.com)

| Code Number                          | Product Number              | Finish | List Price \$ | MAPP Price \$ | Est. Wt. (lbs.) | UPC Code     |
|--------------------------------------|-----------------------------|--------|---------------|---------------|-----------------|--------------|
| <b>Flushometers - Brushed Nickel</b> |                             |        |               |               |                 |              |
| 3910070                              | ROYAL 111 1.6 gpf           | PVDBN  | 1,049.40      | 682.11        | 7.20            | 671254229754 |
| 3910134                              | ROYAL 111 1.28 gpf          | PVDBN  | 1,049.40      | 682.11        | 7.20            | 671254402546 |
| 3450008                              | ROYAL 111 ESS 1.6 gpf       | PVDBN  | 1,737.65      | 1,129.47      | 9.04            | 671254269897 |
| 3450018                              | ROYAL 111 ESS 1.28 gpf      | PVDBN  | 1,737.65      | 1,129.47      | 9.04            | 671254410121 |
| 3450082                              | ROYAL 111 ESS TMO 1.6 gpf   | PVDBN  | 1,793.00      | 1,165.45      | 9.04            | 671254452213 |
| 3450022                              | ROYAL 111 ESS TMO 1.28 gpf  | PVDBN  | 1,793.00      | 1,165.45      | 9.04            | 671254452237 |
| 3250449                              | G2 8111 1.6 gpf             | PVDBN  | 1,666.70      | 1,083.36      | 8.85            | 671254277724 |
| 32503001                             | G2 8111-BT 1.6 gpf          | PVDBN  | 1,709.00      | 1,110.85      | 8.85            | 671254549647 |
| 3250348                              | G2 8111 1.28 gpf            | PVDBN  | 1,666.70      | 1,083.36      | 8.85            | 671254393103 |
| 32503025                             | G2 8111-BT 1.28 gpf         | PVDBN  | 1,709.00      | 1,110.85      | 8.85            | 671254549746 |
| 3370409                              | ECOS 8111 1.6/1.1 gpf       | PVDBN  | 1,678.55      | 1,091.06      | 8.66            | 671254357365 |
| 33704019                             | ECOS 8111-BT 1.6/1.1 gpf    | PVDBN  | 1,720.55      | 1,118.36      | 8.66            | 671254544604 |
| 33704025                             | ECOS 8111-BT 1.28/1.1 gpf   | PVDBN  | 1,720.55      | 1,118.36      | 8.66            | 671254544857 |
| 33704034                             | ECOS 8111-BT 1.28 gpf       | PVDBN  | 1,720.55      | 1,118.36      | 8.66            | 671254545502 |
| 33704039                             | ECOS 8111-BT 1.1 gpf        | PVDBN  | 1,720.55      | 1,118.36      | 8.66            | 671254545755 |
| 3370079                              | SOLIS 8111 1.6 gpf          | PVDBN  | 1,701.85      | 1,106.20      | 8.64            | 671254453173 |
| 3370053                              | SOLIS 8111 1.28 gpf         | PVDBN  | 1,701.85      | 1,106.20      | 8.64            | 671254414440 |
| 3370008                              | SOLIS 8111-1.6/1.1gpf       | PVDBN  | 1,701.85      | 1,106.20      | 8.64            | 671254353121 |
| 3912660                              | ROYAL 186 1.0 gpf           | PVDBN  | 1,049.40      | 682.11        | 6.86            | 671254229761 |
| 3912623                              | ROYAL 186 0.5 gpf           | PVDBN  | 1,049.40      | 682.11        | 6.86            | 671254338166 |
| 3912728                              | ROYAL 186-0.125 gpf         | PVDBN  | 1,049.40      | 682.11        | 6.86            | 671254405806 |
| 3452617                              | ROYAL 186 ESS 1.0 gpf       | PVDBN  | 1,714.30      | 1,114.30      | 8.54            | 671254278950 |
| 3452634                              | ROYAL 186 ESS 0.5 gpf       | PVDBN  | 1,714.30      | 1,114.30      | 8.54            | 671254452336 |
| 3452638                              | ROYAL 186 ESS 0.125 gpf     | PVDBN  | 1,714.30      | 1,114.30      | 8.54            | 671254452381 |
| 3452649                              | ROYAL 186 ESS TMO 1.0 gpf   | PVDBN  | 1,769.50      | 1,150.18      | 8.54            | 671254452428 |
| 3452648                              | ROYAL 186 ESS TMO 0.5 gpf   | PVDBN  | 1,769.50      | 1,150.18      | 8.54            | 671254452404 |
| 3452646                              | ROYAL 186 ESS TMO 0.125 gpf | PVDBN  | 1,769.50      | 1,150.18      | 8.54            | 671254452398 |
| 3250452                              | G2 8186 1.0 gpf             | PVDBN  | 1,666.70      | 1,083.36      | 8.62            | 671254300422 |
| 32503007                             | G2 8186-BT 1.0 gpf          | PVDBN  | 1,709.00      | 1,110.85      | 8.62            | 671254548190 |
| 3250310                              | G2 8186 0.5 gpf             | PVDBN  | 1,666.70      | 1,083.36      | 8.62            | 671254367951 |
| 32503013                             | G2 8186-BT 0.5 gpf          | PVDBN  | 1,709.00      | 1,110.85      | 8.62            | 671254548442 |
| 3370436                              | ECOS 8186 0.5 gpf           | PVDBN  | 1,678.55      | 1,091.06      | 8.62            | 671254393837 |
| 33704004                             | ECOS 8186-BT 0.5 gpf        | PVDBN  | 1,720.55      | 1,118.36      | 8.62            | 671254546400 |
| 33704014                             | ECOS 8186-BT 0.25 gpf       | PVDBN  | 1,720.55      | 1,118.36      | 8.62            | 671254546653 |
| 3370438                              | ECOS 8186 OR 0.125 gpf      | PVDBN  | 1,678.55      | 1,091.06      | 8.62            | 671254401266 |
| 33704008                             | ECOS 8186-BT 0.125 gpf      | PVDBN  | 1,720.55      | 1,118.36      | 8.62            | 671254546905 |
| 3370087                              | SOLIS 8186 1.0 gpf          | PVDBN  | 1,701.85      | 1,106.20      | 8.31            | 671254452565 |
| 3370039                              | SOLIS 8186 0.5 gpf          | PVDBN  | 1,701.85      | 1,106.20      | 8.31            | 671254395657 |
| 3370083                              | SOLIS 8186-0.125 gpf        | PVDBN  | 1,701.85      | 1,106.20      | 8.31            | 671254452534 |
| 3400208                              | CX 158 1.6 gpf              | PVDBN  | 528.85        | 343.75        | 5.00            | 671254478138 |
| 3400209                              | CX 158 1.28 gpf             | PVDBN  | 528.85        | 343.75        | 5.00            | 671254585485 |
| 3400210                              | CX 198 0.5 gpf              | PVDBN  | 528.85        | 343.75        | 5.00            | 671254478145 |
| 3400211                              | CX 198 0.25 gpf             | PVDBN  | 528.85        | 343.75        | 5.00            | 671254478152 |
| 3400222                              | CX 198 0.125 gpf            | PVDBN  | 528.85        | 343.75        | 5.00            | 671254491267 |
| 3400308                              | CX 8158 1.6 gpf             | PVDBN  | 1,726.50      | 1,122.23      | 5.00            | 671254480452 |
| 3400309                              | CX 8158 1.28 gpf            | PVDBN  | 1,726.50      | 1,122.23      | 5.00            | 671254478275 |
| 3400336                              | CX 8154 1.28 gpf            | PVDBN  | 1,767.85      | 1,149.10      | 5.00            | 671254506039 |
| 3400310                              | CX 8198 0.5 gpf             | PVDBN  | 1,726.50      | 1,122.23      | 5.00            | 671254480476 |
| 3400311                              | CX 8198 0.25 gpf            | PVDBN  | 1,726.50      | 1,122.23      | 5.00            | 671254480483 |
| 3400322                              | CX 8198 0.125 gpf           | PVDBN  | 1,726.50      | 1,122.23      | 5.00            | 671254491311 |

Note: Only items on this price list are available in Special Finishes with no minimum order quantity. Items not on this list are subject to advanced PLM approval.

Minimum order quantities, extended lead times and custom order terms including cancellation and restocking fees.

Pricing subject to change without notice. For most current pricing, refer to online price sheets at [www.sloan.com](http://www.sloan.com)

| Code Number                             | Product Number  | Finish | List Price \$  | MAPP Price \$ | Est. Wt. (lbs.) | UPC Code     |
|---|---|--------|--|---------------|-----------------|--------------|
| <b>Soap Dispensers - Brushed Nickel</b> |   |        |  |               |                 |              |
| 3346081                                 | ESD 400 BASYS Soap Dispenser  | PVDBN  | 1,202.70   | 781.76        | 6.85            | 671254458123 |
| 3346138                                 | ESD 500 BASYS Soap Dispenser with Soap                              | PVDBN  | 1,129.70   | 734.31        | 13.70           | 671254482838 |
| 3346140                                 | ESD 600 Soap Dispenser with Soap                                    | PVDBN  | 880.10   | 572.07        | 13.52           | 671254482869 |
| 3346139                                 | ESD 2000 Soap Dispenser with Soap                                   | PVDBN  | 1,105.50   | 718.58        | 13.75           | 671254482890 |
| 3346163                                 | ESD-410 Soap Dispenser with Soap                                    | PVDBN  | 1,129.65   | 734.27        | 6.85            | 671254503717 |
| 3346169                                 | ESD-420 Soap Dispenser with Soap                                    | PVDBN  | 1,129.65   | 734.27        | 6.85            | 671254503663 |
| <b>Hand Dryers - Brushed Nickel</b>     |   |        |  |               |                 |              |
| 3366105                                 | EHD 501 ECO 110-120V 4.3-4.5A                                       | PVDBN  | 1,265.05   | 822.28        | 13.00           | 671254475649 |
| 3366106                                 | EHD 501 ECO HEPA 110-120V 4.3-4.5A                                  | PVDBN  | 1,711.10   | 1,112.22      | 13.00           | 671254475656 |
| 3366116                                 | EHD 502 ECO 208-277V 2.0-2.2A                                       | PVDBN  | 1,265.05   | 822.28        | 13.00           | 671254475809 |
| 3366115                                 | EHD 502 ECO HEPA 208-277V 2.0-2.2A                                  | PVDBN  | 1,718.35   | 1,116.93      | 13.00           | 671254475793 |
| 3366129                                 | EHD 701-BN 110-120V 7.0 - 7.4A                                      | PVDBN  | 1,040.85   | 676.55        | 10.00           | 671254476073 |
| 3366131                                 | EHD 702-208-277V 3.6-4.0V   | PVDBN  | 1,040.85   | 676.55        | 10.00           | 671254476103 |
| <b>Sinks - Brushed Nickel</b>           |   |        |  |               |                 |              |
|   | AD-81000 - One Station Sink, Enclosure, Special Finish Hand Dryer   | PVDBN  | Call Sales Rep for Pricing or go to configurator.sloan.com |               |                 |              |
|   | AD-82000 - Two Station Sink, Enclosure, Special Finish Hand Dryer   | PVDBN  | Call Sales Rep for Pricing or go to configurator.sloan.com |               |                 |              |
|   | AD-83000 - Three Station Sink, Enclosure, Special Finish Hand Dryer | PVDBN  | Call Sales Rep for Pricing or go to configurator.sloan.com |               |                 |              |
|   | AD-84000 - Four Station Sink, Enclosure, Special Finish Hand Dryer  | PVDBN  | Call Sales Rep for Pricing or go to configurator.sloan.com |               |                 |              |

Note: Only items on this price list are available in Special Finishes with no minimum order quantity. Items not on this list are subject to advanced PLM approval. Minimum order quantities, extended lead times and custom order terms including cancellation and restocking fees.

Pricing subject to change without notice. For most current pricing, refer to online price sheets at [www.sloan.com](http://www.sloan.com)

| Code Number                     | Product Number                          | Finish | List Price \$ | MAPP Price \$ | Est. Wt. (lbs.) | UPC Code     |
|---------------------------------|---|--------|---------------|---------------|-----------------|--------------|
| <b>Faucets - Polished Brass</b> |   |        |               |               |                 |              |
| 3324483                         | EFX250.000.000                          | PVDPB  | 1,388.35      | 902.43        | 5.00            | 671254446168 |
| 3324481                         | EFX250.500.000                          | PVDPB  | 1,461.35      | 949.88        | 5.00            | 671254446144 |
| 3315077BT                       | EBF650 BATTERY FAUCET                   | PVDPB  | 1,308.50      | 850.53        | 6.37            | 671254468603 |
| 3365658BT                       | ETF600-P ELECTRONIC FAUCET              | PVDPB  | 1,431.85      | 930.70        | 6.97            | 671254468641 |
| 3335117                         | EAF275-ISM CP BATTERY FAUCET W/MIX      | PVDPB  | 1,377.15      | 895.15        | 3.37            | 671254425378 |
| 3315394BT                       | EBF-415-BAT-TEE-PB-0.5GPM-MLM-IR-BT-FCT | PVDPB  | 1,349.70      | 877.31        | 5.00            | 671254492264 |
| 3315393BT                       | EBF-425-BAT-TEE-PB-0.5GPM-MLM-IR-BT-FCT | PVDPB  | 1,349.70      | 877.31        | 5.00            | 671254492189 |
| 3365804BT                       | ETF-410-PLG-TEE-PB-0.5GPM-MLM-IR-BT-FCT | PVDPB  | 1,493.00      | 970.45        | 5.00            | 671254501157 |
| 3365828BT                       | ETF-420-PLG-TEE-PB-0.5GPM-MLM-IR-BT-FCT | PVDPB  | 1,493.00      | 970.45        | 5.00            | 671254500020 |
| 3315447BT                       | EBF815-BAT-PB-0.5-GPM-MLM-FCT           | PVDPB  | 1,453.65      | 944.87        | 5.00            | 671254566064 |
| 3365840BT                       | ETF810-PLG-PB-0.5-GPM-MLM-FCT           | PVDPB  | 1,626.80      | 1,057.42      | 5.00            | 671254565784 |
| 3315463BT                       | EBF825-BAT-PB-0.5-GPM-MLM-FCT           | PVDPB  | 1,536.25      | 998.56        | 5.00            | 671254565906 |
| 3365852BT                       | ETF820-PLG-PB-0.5-GPM-MLM-FCT           | PVDPB  | 1,626.80      | 1,057.42      | 5.00            | 671254565661 |
| 3324140                         | EFX20A BASE PLATE KIT (4" CENTERSET)    | PVDPB  | 119.80        | 77.87         | 1.00            | 671254431133 |
| 3324145                         | EFX26A BASE PLATE KIT (8" CENTERSET)    | PVDPB  | 139.65        | 90.77         | 1.00            | 671254446120 |
| 3365464                         | ETF312A TRIM PLATE KIT 4 IN CENT 1 HL   | PVDPB  | 75.40         | 49.01         | 0.20            | 671254276260 |
| 3365289                         | ETF510A TRIM PLATE KIT 8 IN CENT 1 HL   | PVDPB  | 137.60        | 89.44         | 0.53            | 671254221277 |

**Flushometers - Polished Brass**

|          |                            |       |          |          |      |              |
|----------|----------------------------|-------|----------|----------|------|--------------|
| 3910155  | ROYAL 111 1.6 gpf          | PVDPB | 1,049.40 | 682.11   | 7.20 | 671254220102 |
| 3910272  | ROYAL 111 1.28 gpf         | PVDPB | 1,049.40 | 682.11   | 7.20 | 671254415003 |
| 3450002  | ROYAL 111 ESS 1.6 gpf      | PVDPB | 1,737.65 | 1,129.47 | 9.04 | 671254221055 |
| 3450019  | ROYAL 111 ESS 1.28 gpf     | PVDPB | 1,737.65 | 1,129.47 | 9.04 | 671254453159 |
| 3450083  | ROYAL 111 ESS TMO 1.6 gpf  | PVDPB | 1,792.85 | 1,165.35 | 9.04 | 671254452206 |
| 3450023  | ROYAL 111 ESS TMO 1.28 gpf | PVDPB | 1,793.00 | 1,165.45 | 9.04 | 671254452244 |
| 3250412  | G2 8111 1.6 gpf            | PVDPB | 1,666.70 | 1,083.36 | 8.85 | 671254266957 |
| 32503021 | G2 8111-BT 1.6 gpf         | PVDPB | 1,709.00 | 1,110.85 | 8.85 | 671254549494 |
| 3250335  | G2 8111 1.28 gpf           | PVDPB | 1,666.70 | 1,083.36 | 8.85 | 671254403116 |
| 32503026 | G2 8111-BT 1.28 gpf        | PVDPB | 1,709.00 | 1,110.85 | 8.66 | 671254549791 |
| 3370444  | ECOS 8111 1.6/1.1 gpf      | PVDPB | 1,678.55 | 1,091.06 | 8.66 | 671254392649 |
| 33704022 | ECOS 8111-BT 1.6/1.1 gpf   | PVDPB | 1,720.55 | 1,118.36 | 8.66 | 671254544703 |
| 33704027 | ECOS 8111-BT 1.28/1.1 gpf  | PVDPB | 1,720.55 | 1,118.36 | 8.66 | 671254544956 |
| 33704037 | ECOS 8111-BT 1.28 gpf      | PVDPB | 1,720.55 | 1,118.36 | 8.66 | 671254545656 |
| 33704042 | ECOS 8111-BT 1.1 gpf       | PVDPB | 1,720.55 | 1,118.36 | 8.66 | 671254545908 |
| 3370069  | SOLIS 8111 1.6 gpf         | PVDPB | 1,701.85 | 1,106.20 | 8.64 | 671254453166 |
| 3370048  | SOLIS 8111 1.28 gpf        | PVDPB | 1,701.85 | 1,106.20 | 8.64 | 671254405660 |
| 3370073  | SOLIS 8111 1.6/1.1 gpf     | PVDPB | 1,701.85 | 1,106.20 | 8.66 | 671254425385 |
| 3912680  | ROYAL 186 1.0 gpf          | PVDPB | 1,049.40 | 682.11   | 6.86 | 671254216679 |
| 3912737  | ROYAL 186 0.5 gpf          | PVDPB | 1,049.40 | 682.11   | 6.86 | 671254453142 |

| Code Number                                      | Product Number  | Finish | List Price \$  | MAPP Price \$ | Est. Wt. (lbs.) | UPC Code     |
|--|---|--------|--|---------------|-----------------|--------------|
| <b>Flushometers - Polished Brass - continued</b> |   |        |  |               |                 |              |
| 3912731  | ROYAL 186 0.125 gpf   | PVDPB  | 1,049.40   | 682.11        | 6.86            | 671254423640 |
| 3452605  | ROYAL 186 ESS 1.0 gpf   | PVDPB  | 1,714.30   | 1,114.30      | 8.54            | 671254221208 |
| 3452606  | ROYAL 186 ESS 0.5 gpf   | PVDPB  | 1,714.25   | 1,114.26      | 8.54            | 671254340244 |
| 3452637  | ROYAL 186 ESS 0.125 gpf   | PVDPB  | 1,714.30   | 1,114.30      | 8.54            | 671254452374 |
| 3452659  | ROYAL 186 ESS TMO 1.0 gpf   | PVDPB  | 1,769.50   | 1,150.18      | 8.54            | 671254452503 |
| 3452656  | ROYAL 186 ESS TMO 0.5 gpf   | PVDPB  | 1,769.50   | 1,150.18      | 8.54            | 671254452480 |
| 3452652  | ROYAL 186 ESS TMO 0.125 gpf   | PVDPB  | 1,769.50   | 1,150.18      | 8.54            | 671254452466 |
| 3250425  | G2 8186 1.0 gpf   | PVDPB  | 1,666.70   | 1,083.36      | 8.62            | 671254266971 |
| 32503008   | G2 8186-BT 1.0 gpf  | PVDPB  | 1,709.00   | 1,110.85      | 8.62            | 671254548244 |
| 3250311  | G2 8186 0.5 gpf   | PVDPB  | 1,666.70   | 1,083.36      | 8.62            | 671254368569 |
| 32503014   | G2 8186-BT 0.5 gpf  | PVDPB  | 1,709.00   | 1,110.85      | 8.62            | 671254548497 |
| 3370439  | ECOS 8186 0.5 gpf   | PVDPB  | 1,678.55   | 1,091.06      | 8.62            | 671254452657 |
| 33704003   | ECOS 8186-BT 0.5 gpf  | PVDPB  | 1,720.55   | 1,118.36      | 8.62            | 671254546455 |
| 33704015   | ECOS 8186-BT 0.25 gpf   | PVDPB  | 1,720.55   | 1,118.36      | 8.62            | 671254546707 |
| 3370419  | ECOS 8186-0.125 OR  | PVDPB  | 1,678.55   | 1,091.06      | 8.62            | 671254452664 |
| 33704009   | ECOS 8186-BT 0.125 gpf  | PVDPB  | 1,720.55   | 1,118.36      | 8.62            | 671254546950 |
| 3370088  | SOLIS 8186 1.0 gpf  | PVDPB  | 1,701.85   | 1,106.20      | 8.20            | 671254452589 |
| 3370074  | SOLIS 8186 0.5 gpf  | PVDPB  | 1,701.85   | 1,106.20      | 8.20            | 671254425392 |
| 3370084  | SOLIS 8186 0.125 gpf  | PVDPB  | 1,701.85   | 1,106.20      | 8.31            | 671254452541 |
| 3400212  | CX 158 1.6 gpf  | PVDPB  | 528.85   | 343.75        | 5.00            | 671254478169 |
| 3400213  | CX 158 1.28 gpf   | PVDPB  | 528.85   | 343.75        | 5.00            | 671254478176 |
| 3400214  | CX 198 0.5 gpf  | PVDPB  | 528.85   | 343.75        | 5.00            | 671254478183 |
| 3400215  | CX 198 0.25 gpf   | PVDPB  | 528.85   | 343.75        | 5.00            | 671254478190 |
| 3400223  | CX 198 0.125 gpf  | PVDPB  | 528.85   | 343.75        | 5.00            | 671254491274 |
| 3400312  | CX 8158 1.6 gpf   | PVDPB  | 1,726.50   | 1,122.23      | 5.00            | 671254480490 |
| 3400313  | CX 8158 1.28 gpf  | PVDPB  | 1,726.50   | 1,122.23      | 5.00            | 671254480506 |
| 3400314  | CX 8198 0.5 gpf   | PVDPB  | 1,726.50   | 1,122.23      | 5.00            | 671254480513 |
| 3400315  | CX 8198 0.25 gpf  | PVDPB  | 1,726.50   | 1,122.23      | 5.00            | 671254480520 |
| 3400223  | CX 8198 0.125 gpf   | PVDPB  | 528.85   | 343.75        | 5.00            | 671254491274 |
| <b>Soap Dispensers - Polished Brass</b>          |   |        |  |               |                 |              |
| 3346083  | ESD 400 BASYS Soap Dispenser  | PVDPB  | 1,202.70   | 781.76        | 6.85            | 671254455221 |
| 3346144  | ESD 500 BASYS Soap Dispenser with Soap                              | PVDPB  | 1,129.70   | 734.31        | 13.70           | 671254482845 |
| 3346146  | ESD 600 Soap Dispenser with Soap                                    | PVDPB  | 880.10   | 572.07        | 13.52           | 671254482876 |
| 3346145  | ESD 2000 Soap Dispenser with Soap                                   | PVDPB  | 1,105.50   | 718.58        | 13.75           | 671254482906 |
| 3346162  | ESD-410 Soap Dispenser with Soap PVDPB                              | PVDPB  | 1,129.65   | 734.27        | 6.85            | 671254503694 |
| 3346168  | ESD-420 Soap Dispenser with Soap PVDPB                              | PVDPB  | 1,129.65   | 734.27        | 6.85            | 671254503632 |
| <b>Sinks - Polished Brass</b>                    |   |        |  |               |                 |              |
|  | AD-81000 - One Station Sink, Enclosure, Special Finish Hand Dryer   | PVDPB  | Call Sales Rep for Pricing or go to configurator.sloan.com |               |                 |              |
|  | AD-82000 - Two Station Sink, Enclosure, Special Finish Hand Dryer   | PVDPB  | Call Sales Rep for Pricing or go to configurator.sloan.com |               |                 |              |
|  | AD-83000 - Three Station Sink, Enclosure, Special Finish Hand Dryer | PVDPB  | Call Sales Rep for Pricing or go to configurator.sloan.com |               |                 |              |
|  | AD-84000 - Four Station Sink, Enclosure, Special Finish Hand Dryer  | PVDPB  | Call Sales Rep for Pricing or go to configurator.sloan.com |               |                 |              |

| Code Number               | Product Number                          | Finish | List Price \$ | MAPP Price \$ | Est. Wt. (lbs.) | UPC Code     |
|---------------------------|---|--------|---------------|---------------|-----------------|--------------|
| <b>Faucets - Graphite</b> |   |        |               |               |                 |              |
| 3324491                   | EFX250.500.000                          | PVDGR  | 1,461.35      | 949.88        | 5.00            | 671254481930 |
| 3315374BT                 | EBF650 CP BATTERY FAUCET                | PVDGR  | 1,295.80      | 842.27        | 6.37            | 671254481541 |
| 3365659BT                 | ETF600-P ELECTRONIC FAUCET              | PVDGR  | 1,431.85      | 930.70        | 6.97            | 671254481565 |
| 3335148                   | EAF350 PVDGR ELECTRONIC FAUCET 0.5 GPM  | PVDGR  | 969.45        | 630.14        | 3.00            | 671254481916 |
| 3335149                   | EAF-250-ISM PVDGR ELECTRONIC FAUCET 0.5 | PVDGR  | 1,273.45      | 827.74        | 5.00            | 671254481923 |
| 3315390BT                 | EBF-415-BAT-TEE-GR-0.5GPM-MLM-IR-BT-FCT | PVDGR  | 1,349.70      | 877.31        | 5.00            | 671254492240 |
| 3315389BT                 | EBF-425-BAT-TEE-GR-0.5GPM-MLM-IR-BT-FCT | PVDGR  | 1,349.70      | 877.31        | 5.00            | 671254492219 |
| 3365803BT                 | ETF-410-PLG-TEE-GR-0.5GPM-MLM-IR-BT-FCT | PVDGR  | 1,493.00      | 970.45        | 5.00            | 671254501140 |
| 3365827BT                 | ETF-420-PLG-TEE-GR-0.5GPM-MLM-IR-BT-FCT | PVDGR  | 1,493.00      | 970.45        | 5.00            | 671254500044 |
| 3315446BT                 | EBF815-BAT-GR-0.5-GPM-MLM-FCT           | PVDGR  | 1,453.65      | 944.87        | 5.00            | 671254566071 |
| 3365839BT                 | ETF810-PLG-GR-0.5-GPM-MLM-FCT           | PVDGR  | 1,626.80      | 1,057.42      | 5.00            | 671254565791 |
| 3315462BT                 | EBF825-BAT-GR-0.5-GPM-MLM-FCT           | PVDGR  | 1,536.25      | 998.56        | 5.00            | 671254565913 |
| 3365851BT                 | ETF820-PLG-GR-0.5-GPM-MLM-FCT           | PVDGR  | 1,626.80      | 1,057.42      | 5.00            | 671254565678 |
| 3324146                   | EFX20A BASE PLATE KIT (4" CENTERSET)    | PVDGR  | 118.55        | 77.06         | 1.00            | 671254585546 |
| 3324147                   | EFX26A BASE PLATE KIT (8" CENTERSET)    | PVDGR  | 138.45        | 89.99         | 1.00            | 671254585539 |
| 3365781                   | ETF312A TRIM PLATE KIT 4 IN CENT 1 HL   | PVDGR  | 74.75         | 48.59         | 0.20            | 671254482012 |
| 3365782                   | ETF510A TRIM PLATE KIT 8 IN CENT 1 HL   | PVDGR  | 136.25        | 88.56         | 0.53            | 671254482029 |

### Flushometers - Graphite

|          |                             |       |          |          |      |              |
|----------|-----------------------------|-------|----------|----------|------|--------------|
| 3910283  | ROYAL 111 1.6 gpf           | PVDGR | 1,049.40 | 682.11   | 7.20 | 671254480247 |
| 3910284  | ROYAL 111 1.28 gpf          | PVDGR | 1,049.40 | 682.11   | 7.20 | 671254486256 |
| 3450024  | ROYAL 111 ESS 1.6 gpf       | PVDGR | 1,737.65 | 1,129.47 | 9.04 | 671254485099 |
| 3450020  | ROYAL 111 ESS 1.28 gpf      | PVDGR | 1,737.65 | 1,129.47 | 9.04 | 671254485082 |
| 3450020  | ROYAL 111 ESS 1.28          | PVDGR | 1,737.65 | 1,129.47 | 9.04 | 671254485082 |
| 3450084  | ROYAL 111 ESS TMO 1.6 gpf   | PVDGR | 1,793.00 | 1,165.45 | 9.04 | 671254485167 |
| 3450026  | ROYAL 111 ESS TMO 1.28 gpf  | PVDGR | 1,793.00 | 1,165.45 | 9.04 | 671254485174 |
| 3250315  | G2 8111 1.6 gpf             | PVDGR | 1,666.70 | 1,083.36 | 8.85 | 671254483323 |
| 32503023 | G2 8111-BT 1.6 gpf          | PVDGR | 1,709.00 | 1,110.85 | 8.85 | 671254549593 |
| 3250314  | G2 8111 1.28 gpf            | PVDGR | 1,666.70 | 1,083.36 | 8.85 | 671254483330 |
| 32503028 | G2 8111-BT 1.28 gpf         | PVDGR | 1,709.00 | 1,110.85 | 8.85 | 671254549890 |
| 3370454  | ECOS 8111 1.6/1.1 gpf       | PVDGR | 1,678.55 | 1,091.06 | 8.66 | 671254483392 |
| 33704021 | ECOS 8111-BT 1.6/1.1 gpf    | PVDGR | 1,720.55 | 1,118.36 | 8.66 | 671254544659 |
| 33704026 | ECOS 8111-BT 1.28/1.1 gpf   | PVDGR | 1,720.55 | 1,118.36 | 8.66 | 671254544901 |
| 33704036 | ECOS 8111-BT 1.28 gpf       | PVDGR | 1,720.55 | 1,118.36 | 8.66 | 671254545601 |
| 3370458  | ECOS 8111 1.1 gpf           | PVDGR | 1,678.55 | 1,091.06 | 8.66 | 671254490796 |
| 33704041 | ECOS 8111-BT 1.1 gpf        | PVDGR | 1,720.55 | 1,118.36 | 8.66 | 671254545854 |
| 3370095  | SOLIS 8111 1.6/1.1 gpf      | PVDGR | 1,701.85 | 1,106.20 | 8.66 | 671254483408 |
| 3370097  | SOLIS 8111 1.6 gpf          | PVDGR | 1,701.85 | 1,106.20 | 8.64 | 671254483415 |
| 3370098  | SOLIS 8111 1.28 gpf         | PVDGR | 1,711.35 | 1,112.38 | 9.05 | 671254420311 |
| 33700009 | SOLIS 8111-BT 1.28 gpf      | PVDGR | 1,754.45 | 1,140.39 | 9.05 | 671254514669 |
| 3912743  | ROYAL 186 1.0 gpf           | PVDGR | 1,049.40 | 682.11   | 7.20 | 671254492059 |
| 3912744  | ROYAL 186 0.5 gpf           | PVDGR | 1,049.40 | 682.11   | 7.20 | 671254491212 |
| 3912749  | ROYAL 186 0.125 gpf         | PVDGR | 1,049.40 | 682.11   | 7.20 | 671254491663 |
| 3452663  | ROYAL 186 ESS 1.0 gpf       | PVDGR | 1,714.30 | 1,114.30 | 8.54 | 671254485112 |
| 3452669  | ROYAL 186 ESS 0.5 gpf       | PVDGR | 1,714.30 | 1,114.30 | 8.54 | 671254485105 |
| 3452668  | ROYAL 186 ESS 0.125 gpf     | PVDGR | 1,714.30 | 1,114.30 | 8.54 | 671254485150 |
| 3452664  | ROYAL 186 ESS TMO 1.0 gpf   | PVDGR | 1,769.50 | 1,150.18 | 8.54 | 671254485181 |
| 3452666  | ROYAL 186 ESS TMO 0.5 gpf   | PVDGR | 1,769.50 | 1,150.18 | 8.54 | 671254485198 |
| 3452667  | ROYAL 186 ESS TMO 0.125 gpf | PVDGR | 1,769.50 | 1,150.18 | 8.54 | 671254485204 |
| 3250312  | G2 8186 1.0 gpf             | PVDGR | 1,626.80 | 1,057.42 | 8.62 | 671254483378 |
| 32503011 | G2 8186-BT 1.0 gpf          | PVDGR | 1,709.00 | 1,110.85 | 8.62 | 671254548343 |
| 3250313  | G2 8186 0.5 gpf             | PVDGR | 1,666.70 | 1,083.36 | 8.62 | 671254483385 |
| 32503016 | G2 8186-BT 0.5 gpf          | PVDGR | 1,709.00 | 1,110.85 | 8.62 | 671254548596 |
| 3370456  | ECOS 8186 0.5 gpf           | PVDGR | 1,678.55 | 1,091.06 | 8.62 | 671254483439 |
| 33704006 | ECOS 8186-BT 0.5 gpf        | PVDGR | 1,720.55 | 1,118.36 | 8.62 | 671254546554 |

| Code Number                                | Product Number  | Finish | List Price \$  | MAPP Price \$ | Est. Wt. (lbs.) | UPC Code     |
|--|---|--------|--|---------------|-----------------|--------------|
| <b>Flushometers - Graphite - continued</b> |   |        |  |               |                 |              |
| 33704017                                   | ECOS 8186-BT 0.25 gpf   | PVDGR  | 1,720.55   | 1,118.36      | 8.62            | 671254546806 |
| 3370457                                    | ECOS 8186 0.125 gpf   | PVDGR  | 1,678.55   | 1,091.06      | 8.62            | 671254483422 |
| 33704012                                   | ECOS 8186-BT 0.125 gpf  | PVDGR  | 1,720.55   | 1,118.36      | 8.62            | 671254547056 |
| 3370096                                    | SOLIS 8186 1.0 gpf  | PVDGR  | 1,701.85   | 1,106.20      | 8.31            | 671254483347 |
| 3370099                                    | SOLIS 8186 0.5 gpf  | PVDGR  | 1,693.70   | 1,100.91      | 8.31            | 671254483354 |
| 33700011                                   | SOLIS 8186-BT 0.5 gpf   | PVDGR  | 1,836.80   | 1,193.92      | 8.31            | 671254514690 |
| 3370100                                    | SOLIS 8186 0.125 gpf  | PVDGR  | 1,783.95   | 1,159.57      | 8.31            | 671254483361 |
| 3400216                                    | CX 158 1.6 gpf  | PVDGR  | 528.85   | 343.75        | 3.40            | 671254483064 |
| 3400217                                    | CX 158 1.28 gpf   | PVDGR  | 528.85   | 343.75        | 3.40            | 671254483071 |
| 3400218                                    | CX 198 0.5 gpf  | PVDGR  | 528.85   | 343.75        | 3.40            | 671254483088 |
| 3400219                                    | CX 198 0.25 gpf   | PVDGR  | 528.85   | 343.75        | 3.40            | 671254483095 |
| 3400224                                    | CX 198 0.125 gpf  | PVDGR  | 528.85   | 343.75        | 3.40            | 671254491281 |
| 3400316                                    | CX 8158 1.6 gpf   | PVDGR  | 1,726.50   | 1,122.23      | 2.36            | 671254485310 |
| 3400317                                    | CX 8158 1.28 gpf  | PVDGR  | 1,726.50   | 1,122.23      | 2.36            | 671254485327 |
| 3400335                                    | CX 8154 1.28 gpf  | PVDGR  | 1,767.85   | 1,149.10      | 2.36            | 671254506008 |
| 3400318                                    | CX 8198 0.5 gpf   | PVDGR  | 1,726.50   | 1,122.23      | 2.36            | 671254485334 |
| 3400319                                    | CX 8198 0.25 gpf  | PVDGR  | 1,726.50   | 1,122.23      | 2.36            | 671254485358 |
| 3400324                                    | CX 8198 0.125 gpf   | PVDGR  | 1,726.50   | 1,122.23      | 2.36            | 671254491335 |
| <b>Soap Dispensers - Graphite</b>          |   |        |  |               |                 |              |
| 3346182                                    | ESD 400 BASYS Soap Dispenser  | PVDGR  | 1,202.70   | 781.76        | 6.85            | 671254483859 |
| 3346154                                    | ESD 500 BASYS Soap Dispenser with Soap                              | PVDGR  | 1,129.70   | 734.31        | 13.70           | 671254486447 |
| 3346155                                    | ESD 600 Soap Dispenser with Soap                                    | PVDGR  | 879.95   | 571.97        | 13.52           | 671254486454 |
| 3346156                                    | ESD 2000 Soap Dispenser with Soap                                   | PVDGR  | 1,105.50   | 718.58        | 13.75           | 671254486034 |
| 3346161                                    | ESD-410 Soap Dispenser with Soap PVDGR                              | PVDGR  | 1,129.65   | 734.27        | 6.85            | 671254503687 |
| 3346167                                    | ESD-420 Soap Dispenser with Soap PVDGR                              | PVDGR  | 1,129.65   | 734.27        | 6.85            | 671254503625 |
| <b>Hand Dryers - Graphite</b>              |   |        |  |               |                 |              |
| 3366103                                    | EHD 501 GR ECO 110-120V 4.3-4.5A                                    | PVDGR  | 1,072.10   | 696.87        | 13.00           | 671254475625 |
| 3366104                                    | EHD 501 GR ECO HEPA 110-120V 4.3-4.5A                               | PVDGR  | 1,526.00   | 991.90        | 13.00           | 671254475632 |
| 3366114                                    | EHD 502 GR ECO208-277V 2.0-2.2A                                     | PVDGR  | 1,072.10   | 696.87        | 13.00           | 671254475786 |
| 3366113                                    | EHD 502 GR ECO HEPA 208-277V 2.0-2.2A                               | PVDGR  | 1,526.00   | 991.90        | 13.00           | 671254475779 |
| <b>Sinks - Graphite</b>                    |   |        |  |               |                 |              |
|  | AD-81000 - One Station Sink, Enclosure, Special Finish Hand Dryer   | PVDGR  | Call Sales Rep for Pricing or go to configurator.sloan.com |               |                 |              |
|  | AD-82000 - Two Station Sink, Enclosure, Special Finish Hand Dryer   | PVDGR  | Call Sales Rep for Pricing or go to configurator.sloan.com |               |                 |              |
|  | AD-83000 - Three Station Sink, Enclosure, Special Finish Hand Dryer | PVDGR  | Call Sales Rep for Pricing or go to configurator.sloan.com |               |                 |              |
|  | AD-84000 - Four Station Sink, Enclosure, Special Finish Hand Dryer  | PVDGR  | Call Sales Rep for Pricing or go to configurator.sloan.com |               |                 |              |
| <b>Hand Dryers - Polished White</b>        |   |        |  |               |                 |              |
| 3366107                                    | EHD 501 PW ECO 110-120V 4.3-4.5A                                    | PW     | 989.50   | 643.18        | 13.00           | 671254475663 |
| 3366108                                    | EHD 501 PW ECO HEPA 110-120V 4.3-4.5A                               | PW     | 1,427.55   | 927.91        | 13.00           | 671254475670 |
| 3366118                                    | EHD 502 PW ECO208-277V 2.0-2.2A                                     | PW     | 989.50   | 643.18        | 13.00           | 671254475823 |
| 3366117                                    | EHD 502 PW ECO HEPA 208-277V 2.0-2.2A                               | PW     | 1,427.55   | 927.91        | 13.00           | 671254475816 |
| 3366128                                    | EHD 701 PW 110-120V 7.0 -7.4A                                       | PW     | 697.35   | 453.28        | 8.00            | 671254476066 |
| 3366130                                    | EHD 702 PW 208-277V 3.6-4.0A  | PW     | 697.35   | 453.28        | 8.00            | 671254476080 |
| <b>Hand Dryers - Matte White</b>           |   |        |  |               |                 |              |
| 3366074                                    | EHD 501 MW ECO 110-120V 4.3-4.5A                                    | MW     | 896.75   | 582.89        | 13.00           | 671254429383 |
| 3366100                                    | EHD 501 MW ECO HEPA 110-120V 4.3-4.5A                               | MW     | 1,338.60   | 870.09        | 13.00           | 671254475595 |
| 3366109                                    | EHD 502 MW ECO 208-277V 2.0-2.2A                                    | MW     | 896.75   | 582.89        | 13.00           | 671254475687 |
| 3366110                                    | EHD 502 MW ECO HEPA 208-277V 2.0-2.2A                               | MW     | 1,338.60   | 870.09        | 13.00           | 671254475694 |

This page intentionally left blank.



# PRODUCT VARIATION SUFFIXES

## FLUSHOMETERS

### SOLENOID VALVES

|              |   |
|--------------|---|
| <b>ES</b>    | 120 VAC or 24 VAC   |
| <b>ESM</b>   | Solenoid with special connector for use w/ MicroPlumb® Control Systems only |
| <b>ES-S</b>  | OPTIMA® sensor-activated valves   |
| <b>HW</b>    | Hardwire  |
| <b>ES-SM</b> | OPTIMA® sensor-activated valves w/ Surface Mount Sensor                     |
| <b>TMO</b>   | True Mechanical Override  |

### CONTROL STOPS

|           |                             |
|-----------|-----------------------------|
| <b>E</b>  | Straight Stop Variation     |
| <b>F</b>  | Screwdriver Stop Variation  |
| <b>K</b>  | Wheel Handle Stop Variation |
| <b>GJ</b> | Ground Joint Stop           |

### BUMPERS

|           |                            |
|-----------|----------------------------|
| <b>YO</b> | Angle Stop Bumper          |
| <b>YG</b> | Angle Stop Extended Bumper |
| <b>YH</b> | Single Wall Bumper         |
| <b>YI</b> | Double Wall Bumper         |
| <b>YN</b> | Flush Tube Bumper          |

### HANDLES & PUSH BUTTONS

|             |  |
|-------------|--|
| <b>ADA</b>  | ADA Compliant Handle                               |
| <b>CV</b>   | CuVerro Handle                                     |
| <b>FW</b>   | Fixture Wall Actuator                              |
| <b>HL-3</b> | 3" Metal Oscillating Push Button on front of valve |
| <b>J</b>    | Metal Oscillating Handle                           |
| <b>L</b>    | Metal Index Push Button                            |
| <b>L-3</b>  | 3" Metal Oscillating Push Button                   |
| <b>MBFW</b> | Metal Button Fixture Wall Actuator                 |
| <b>MBPM</b> | Metal Button Panel Mount                           |
| <b>MP</b>   | Metal Partition Actuator                           |
| <b>OR</b>   | Override Button                                    |
| <b>SG</b>   | Sanigard   |
| <b>SW</b>   | Side Wall Mounted Actuator                         |
| <b>YA</b>   | Nickel-Silver Finish Variation                     |
| <b>YW</b>   | Combination Pedal-Handle                           |

### PIPE SUPPORTS

|           |                                     |
|-----------|-------------------------------------|
| <b>YJ</b> | Split Ring Pipe Support Variation   |
| <b>YK</b> | Solid Ring Pipe Support Variation   |
| <b>YL</b> | Solid Ring w/ Seat Bumper Variation |

### VACUUM BREAKERS & FLUSH CONNECTIONS

|            |                           |
|------------|---------------------------|
| <b>XYV</b> | Valve Less Vacuum Breaker |
| <b>O</b>   | Offset Vacuum Breaker     |
| <b>T</b>   | 1-1/2" Flush Connection   |
| <b>U</b>   | 1-1/4" Flush Connection   |
| <b>V</b>   | 1" Flush Connection       |
| <b>W</b>   | 3/4" Flush Connection     |
| <b>TP</b>  | Trap Primer               |
| <b>AFD</b> | Anti-Flood Device         |

### SWEAT KITS & ADAPTERS

|            |  |
|------------|--|
| <b>XL</b>  | Sweat Adapter, Stamped Wall Flange & Casing Tube |
| <b>YC</b>  | Cast Set Screw Wall Flange for iron pipe         |
| <b>Z</b>   | Locking Ring for †Zurn Flush Valve Bodies        |
| <b>WB</b>  | For installation w/ Sloan Easy Access Wall Box   |
| <b>SBX</b> | Small wall plate with override                   |
| <b>SWB</b> | Small Wall Box                                   |

## FAUCETS

### VARIATIONS

|            |                                      |
|------------|--------------------------------------|
| <b>-4</b>  | Trim Plate for 4" Centerset Sink     |
| <b>-8</b>  | Trim Plate for 8" Centerset Sink     |
| <b>ADM</b> | Above Deck Mechanical Mixing Valve   |
| <b>AER</b> | Aerated Spray head                   |
| <b>B</b>   | Box Mount, Box Transformer           |
| <b>BAA</b> | Buy American Act                     |
| <b>BAT</b> | Battery Powered                      |
| <b>BDM</b> | Below Deck Mechanical Mixing Valve   |
| <b>BDT</b> | Below Deck Thermostatic Mixing Valve |
| <b>BT</b>  | Bluetooth enabled faucet             |
| <b>C</b>   | Laminar Spray Head                   |
| <b>CO</b>  | Carbon Offset                        |
| <b>DPU</b> | Drain Pop Up                         |
| <b>H</b>   | Shower Spray Head                    |
| <b>IC</b>  | Optma i.q.®-cliq feature             |
| <b>IR</b>  | Infrared Sensor                      |
| <b>ISM</b> | Integral Spout Mixer                 |
| <b>LT</b>  | Less Transformer                     |
| <b>MLM</b> | MultiLaminar Sprayhead               |
| <b>P</b>   | Plug-in Transformer                  |
| <b>S</b>   | Surgical Bend Spout                  |
| <b>SOL</b> | Hardwired Solenoid                   |
| <b>TEE</b> | Back check Tee                       |
| <b>TUR</b> | Battery and Turbine Powered          |

### FINISHES (may not apply to all products)

|              |                                   |
|--------------|-----------------------------------|
| <b>CP</b>    | Polished Chrome                   |
| <b>PVDGR</b> | Graphite                          |
| <b>PVDSF</b> | Brushed Stainless                 |
| <b>PVDBN</b> | Brushed Nickel                    |
| <b>PVDPB</b> | Polished Brass                    |
| <b>PVDMB</b> | Matte Black                       |
| <b>WHT</b>   | Matte White (TruFlush only)       |
| <b>WHT</b>   | Polished White (Hand Dryers only) |
| <b>BLK</b>   | Matte Black (TruFlush only)       |

### Fixtures

|            |                             |
|------------|-----------------------------|
| <b>BPL</b> | Bed Pan Lugs                |
| <b>STG</b> | SloanTec® Hydrophobic Glaze |
| <b>BAA</b> | Buy American Act            |

## SINK SYSTEMS

### VARIATIONS (40000/50000/60000/70000 Series, where applicable)

|            |                                      |
|------------|--------------------------------------|
| <b>AB</b>  | Angle Bracket                        |
| <b>ADM</b> | Above Deck Mechanical Mixing Valve   |
| <b>BDT</b> | Below Deck Thermostatic Mixing Valve |
| <b>DS</b>  | Drain Shroud                         |
| <b>ESD</b> | Electronic Soap Dispenser            |
| <b>MSD</b> | Manual Soap Dispenser                |
| <b>FA</b>  | Integrated Front Apron               |
| <b>FL</b>  | Floor Mounted                        |
| <b>FM</b>  | Floor Mount Kit                      |
| <b>JVC</b> | Juvenile Height Cabinet              |
| <b>LS</b>  | Left Side Splash                     |
| <b>MSD</b> | Manual Soap Dispenser                |
| <b>RS</b>  | Ride Side Splash                     |

## AER DEC & Designer Series Sink Colors

See Designer Series Spec sheets for url to Sink color options

## SINK SYSTEMS (continued)

### SINK COLORS (40000 Series)

|           |        |
|-----------|--------|
| <b>AH</b> | Ash    |
| <b>AM</b> | Amber  |
| <b>IN</b> | Indigo |
| <b>JD</b> | Jade   |
| <b>JT</b> | Jet    |
| <b>PL</b> | Pearl  |
| <b>SL</b> | Slate  |
| <b>SS</b> | Sand   |
| <b>TP</b> | Taupe  |

### Bio Deck Sink Colors (50000 Series)

|           |              |
|-----------|--------------|
| <b>CC</b> | Corn Cob     |
| <b>RM</b> | Rustic Maple |
| <b>G</b>  | Gray         |
| <b>JG</b> | Jade Green   |

### SINK COLORS (60000/70000/80000 Series)

|            |                   |
|------------|-------------------|
| <b>WH</b>  | White             |
| <b>CO</b>  | Cameo             |
| <b>BO</b>  | Bone              |
| <b>PH</b>  | Peach             |
| <b>AL</b>  | Almond            |
| <b>SH</b>  | Shell             |
| <b>PE</b>  | Pea               |
| <b>BI</b>  | Biscuit           |
| <b>MWH</b> | Matrix White      |
| <b>MSI</b> | Matrix Silver     |
| <b>MPI</b> | Matrix Pink       |
| <b>MJA</b> | Matrix Jade       |
| <b>MLG</b> | Matrix Light Gray |
| <b>MDG</b> | Matrix Dark Gray  |
| <b>MGR</b> | Matrix Green      |
| <b>MBR</b> | Matrix Brown      |
| <b>MBO</b> | Matrix Bone       |
| <b>MLB</b> | Matrix Light Blue |
| <b>MSA</b> | Matrix Sand       |
| <b>MDB</b> | Matrix Dark Blue  |
| <b>MDU</b> | Matrix Dusk       |
| <b>MKH</b> | Matrix Khaki      |
| <b>MSU</b> | Matrix Summit     |
| <b>WNT</b> | Walnut/Sandstone  |
| <b>MFR</b> | Matrix Frost      |

†The brands and/or products names referenced herein may be subject to trademark rights of their respective owners. Use of the brands and names is for identification purposes only and does not imply affiliation with or endorsement by Sloan

# Sloan Sales Representatives

## Alabama

Will & Pierce Agency  
6612 Pine Hill Road  
Daphne, AL 36526  
PH 251-621-1550  
E:jsullivan@willandpierce.com

## Alaska

Braley-Gray  
2427 6th Ave. South  
Seattle WA 98134  
PH 206-405-4370  
info@braleygray.com  
W:braleygray.com

## Arizona

Southwestern Mechanical  
1440 W San Pedro St  
Gilbert, AZ 85233  
PH 480-813-1313  
W:swmech.com

Southwestern Mechanical  
4771 S. Overland Dr  
Tucson, AZ 85714  
PH 520-884-1414  
E:thoffman@swmech.com

## Arkansas

C.A. Riner Co., Inc.  
7620 Hardin Dr  
N. Little Rock, AR 72117  
PH 501-834-1400  
W:cariner.com

## California – South

Delco Sales  
5375 E Hunter Avenue  
Anaheim, CA 92807-2054  
PH 714-888-2444  
E:sales@delcosales.com

## California – North

Kliman Sales Inc.  
1245 N. 5th St  
San Jose, CA 95112  
PH 408-275-1784  
W:klimansales.com  
Kliman Sales Inc.  
8560 23rd Ave  
Sacramento, CA 95826  
PH 916-379-0784  
W:klimansales.com

## Colorado

Marshall-Rodeno  
5700 E. 39th Avenue  
Denver, CO 80207  
PH 800-824-3675  
sales@marshallrodeno.com

## Connecticut

Yost Associates  
224 Eastern Boulevard  
Glastonbury, CT 06033  
PH 860-659-0301  
W:yostassociates.com

## Delaware

Burns Cope Associates, Inc.  
4009 Market St. Suite K  
Aston, PA 19014  
PH 610-497-1722  
W:BurnsCope.com

## District of Columbia

The Joyce Agency  
3933 Avion Park Ct, Ste B102B  
Chantilly, VA 20151  
PH 800-291-9298 or  
PH 703-866-3111  
W:thejoyceagency.com

## Florida

Spirit Group Inc.  
3563 Lake Breeze Drive  
Orlando, FL 32808  
PH 407-291-6035  
W:spiritgroupinc.com

## Florida – Panhandle

Will & Pierce Agency  
6612 Pine Hill Road  
Daphne, AL 36526  
PH 251-621-1550  
E:jsullivan@willandpierce.com

## Georgia

Southern Spec  
2125 Corporate Drive, Ste 105A  
Marietta, GA 30067  
PH 770-622-5458  
W:southerspec.com

## Hawaii

Delco Sales  
94-1388 Moaniani Street #114  
Waipahu, HI 96797  
PH 808-842-7900  
Hawaii@delcosales.com

## Idaho

Braley-Gray & Associates  
900 E. Overland Road  
Meridian, ID 83642  
PH 208-898-9410  
E:sales@braleygray.com  
W:braleygray.com

## Idaho – Southeast

R.E. Fitzpatrick Sales, Inc.  
4109 West Nike Dr  
West Jordan, UT 84088  
PH 801-282-0700  
W:fitzpatricksales.com

## Illinois – North

Repco Associates, Inc.  
1775 W. Armitage Ct  
Addison, IL 60101  
PH 312-832-9900  
E:brian@repcoassociates.com

## Illinois – Central

Repco Associates, Inc.  
1775 W. Armitage Ct  
Addison, IL 60101  
PH 309-762-3700  
E:harry.carlson@comcast.net

## Illinois – South

MR & Associates  
2726 South Brentwood Blvd,  
Brentwood, MO 63144  
PH 314-962-8960  
E:quotes@mrassocinc.com

## Indiana

P-M Associates  
9901 East 30th Street  
Indianapolis, IN 46229  
PH 317-827-0419  
W:p-massoc.com/

## Iowa

Service Reps, Inc.  
15030 "A" Circle  
Omaha, NE 68144  
PH 402-333-2095  
E:Orders@servicerepsinc.com

## Kansas

Hebco Inc.  
4304 S. Washington  
Independence, MO 64055  
PH 913-491-0797  
E:quotes@hebcocoreps.com

## Kentucky

BBN Sales, Inc.  
3737 Spring Grove Avenue  
Cincinnati, OH 45223  
PH 513-681-9999  
E:jnolan@BBNSales.com

## Kentucky – Western

P-M Associates  
9901 East 30th Street  
Indianapolis, IN 46229  
PH 317-827-0419  
W:p-massoc.com/

## Louisiana

BBWC Sales  
2728 Crestview Ave  
Kenner, LA 70062  
PH 504-602-8100  
W:bbwcsales.com

## Maine

JH Pokorny Associates, LLC  
1502 Providence Hwy, Ste 4  
Norwood, MA 02062  
PH 781-762-2661  
W:jhpokorny.net

## Maryland

The Joyce Agency  
3933 Avion Park Ct, Ste B102B  
Chantilly, VA 20151  
PH 800-291-9298 or  
PH 703-866-3111  
W:thejoyceagency.com

## Massachusetts – East

JH Pokorny Associates, LLC  
1502 Providence Hwy, Ste. 4  
Norwood, MA 02062  
PH 781-762-2661  
W:jhpokorny.net

## Massachusetts – West

Yost Associates  
224 Eastern Blvd  
Glastonbury, CT 06033  
PH 860-659-0301  
W:yostassociates.com

## Michigan – East

Diversified Spec. Sales, Inc.  
13261 Northend Avenue  
Oak Park, MI 48237  
PH 248-398-2400  
W:diversifiedspec.com

## Michigan – West

Diversified Spec. Sales, Inc.  
931 West River Center Dr  
Comstock Park, MI 49321  
PH 616-785-9000  
W:diversifiedspec.com

## Michigan – Upper Peninsula

Badgerland Trading of Wisc.  
2145 S. 170th Street  
New Berlin, WI 53151  
PH 262-827-3177  
E:dan@badgerlandtrading.com

## Minnesota

Bongard  
13366 Lake Drive  
Forest Lake, MN 55025  
PH 651-982-9802  
W:bongard.com  
E:bongard@bongard.com

## Mississippi

Will & Pierce Agency  
6612 Pine Hill Road  
Daphne, AL 36526  
PH 251-621-1550  
E:jsullivan@willandpierce.com

## Missouri – East

MR & Associates  
2726 S. Brentwood Blvd.  
Brentwood, MO 63144  
PH 314-962-8960  
W:mrassocinc.com  
E:quotes@mrassocinc.com

## Missouri – West

Hebco Inc.  
4304 S. Washington  
Independence, MO 64055  
PH 913-491-0797  
E:quotes@hebcocoreps.com

## Montana & Northern Wyoming

Vemco  
2016 2nd Ave North  
Billings, MT 59101  
PH 406-248-8373  
W:Vemcoinc.com

## Nebraska

Service Reps, Inc.  
15030 "A" Circle  
Omaha, NE 68144  
PH 402-333-2095  
E:Orders@servicerepsinc.com

## Nevada – Northeast

R.E. Fitzpatrick Sales, Inc.  
4109 W. Nike Dr  
West Jordan, UT 84088  
PH 801-282-0700  
W:fitzpatricksales.com

## Nevada – Reno & Northwest

Kliman Sales  
3960 23rd Ave  
Sacramento, CA 95826  
PH 916-379-0784  
W:klimansales.com

## Nevada – Las Vegas & South

Southwestern Mechanical  
3191 Builders Avenue  
Las Vegas, NV 89101  
PH 702-368-2561  
E:ejf@swmech.com

## New Hampshire

JH Pokorny Associates, LLC  
1502 Providence Hwy, Ste. 4  
Norwood, MA 02062  
PH 781-762-2661  
W:jhpokorny.net

## New Jersey – North

Maloney & Curcio Inc  
1090 Bristol Rd  
Mountainside, N.J. 07092  
PH 908-486-0900  
F 908-486-1222  
W:maloney-curcio.com

## New Jersey – South

Burns Cope Associates, Inc.  
4009 Market St. Suite K  
Aston, PA 19014  
PH 610-497-1722  
W:BurnsCope.com

## New Mexico

Southwestern Mechanical  
1440 W San Pedro St  
Gilbert, AZ 85233  
PH 480-813-1313  
W:swmech.com

## New York – Lower

Edwards, Platt & Deely Inc.  
368 Wyandanch Avenue  
North Babylon, NY 11704  
PH 631-253-0600  
W:epdreps.com

## New York – Upper

WMS Sales, Inc.  
599 South Bay Rd  
North Syracuse, NY 13212  
PH 315-453-4230  
W:wmssales.com

## New York – Lower

WMS Sales, Inc.  
9580 County Road  
Clarence Center, NY 14032  
PH 716-741-9575  
W:wmssales.com

## North Carolina

Smith & Stevenson  
4935 Chastain Ave  
Charlotte, NC 28217  
PH 704-525-3388  
W:smithandstevenson.com

## North Dakota

Bongard  
13366 Lake Drive  
Forest Lake, MN 55025  
PH 651-982-9802  
W:bongard.com  
E:bongard@bongard.com

## Ohio – Northeast

Diversified Spec. Sales Inc  
2057 East Aurora Road Suite D  
Twinsburg, OH 44087  
PH 216-202-0240  
W:diversifiedspec.com

## Ohio – Central & South

BBN Sales, Inc.  
3737 Spring Grove Avenue  
Cincinnati, OH 45223  
PH 513-681-9999  
E:bbnsales@cincinnati.rr.com

## Ohio – Northwest

Diversified Spec. Sales, Inc.  
13261 Northend Ave  
Oak Park, MI 48237  
PH 248-398-2400  
W:diversifiedspec.com

## Oklahoma

Pannell Associates Sales Co.  
5411 S. 101st East Ave  
Tulsa, OK 74146  
PH 918-664-7732  
E:clp@pannellassociates.com  
W:pannellassociates.com

## Oklahoma

Pannell Associates Sales Co.  
13509 Railway Rd Suite D  
Oklahoma City, OK 73114  
PH 405-348-7732  
E:jt@pannellassociates.com  
W:pannellassociates.com

## Oregon

Braley Gray & Associates  
2818 E. 2nd St  
Vancouver, WA 98661  
PH 360-693-9900  
E:sales@braleygray.com  
W:braleygray.com

## Pennsylvania – West

J.B. O'Connor Co., Inc.  
P. O. Box 12927  
Pittsburgh, PA 15241  
PH 724-745-5300  
W:jboconnor.com

## Pennsylvania – Far North

WMS Sales, Inc.  
9580 County Road  
Clarence Center, NY 14032  
PH 716-741-9575  
W:wmssales.com

## Pennsylvania – East

Burns Cope Associates, Inc.  
4009 Market St. Suite K  
Aston, PA 19014  
PH 610-497-1722  
W:BurnsCope.com

## Rhode Island

Yost Associates  
224 Eastern Boulevard  
Glastonbury, CT 06033  
PH 860-659-0301  
W:yostassociates.com

## South Carolina

Smith & Stevenson  
4935 Chastain Avenue  
Charlotte, NC 28217  
PH 704-525-3388  
W:smithandstevenson.com

## South Dakota

Bongard  
13366 Lake Drive  
Forest Lake, MN 55025  
PH 651-982-9802  
W:bongard.com  
E:bongard@bongard.com

## Tennessee

Hydro Spec  
304 Hill Ave Suite C  
Nashville, TN 37210  
PH 615-291-6331  
W:Hydrospecinc.com

## Texas – North

Dillard Associates  
1504 Selene Dr  
Carrollton, TX 75006  
PH 972-278-2000  
sales@dillardassoc.com  
W:Dillardassoc.com

## Texas – South

Dillard Associates  
6100 Tri County Pkwy  
Schertz, TX 78154  
PH 210-824-4881  
W:Dillardassoc.com

## Texas – South

Tri Rep Sales  
20530 Sunshine Lane, Ste B  
Spring, TX 77388  
PH 281-362-7515  
W:Trirepsales.com

## Texas – El Paso

Southwestern Mechanical  
1440 W San Pedro St  
Gilbert, AZ 85233  
PH 480-813-1313  
W:swmech.com

## Utah

R.E. Fitzpatrick Sales, Inc.  
4109 West Nike Drive  
West Jordan, UT 84088  
PH 801-282-0700  
W:fitzpatricksales.com

## Vermont

JH Pokorny Associates, LLC  
1502 Providence Hwy, Ste 4  
Norwood, MA 02062  
PH 781-762-2661  
W:jhpokorny.net

## Virginia – North & West

The Joyce Agency  
3933 Avion Park Ct, Ste B102B  
Chantilly, VA 20151  
PH 800-291-9298 or  
PH 703-866-3111  
W:thejoyceagency.com

## Virginia – Southern

The Joyce Agency  
700 Thimble Shoals Blvd  
Suite 106  
Newport News, VA 23606  
PH 703-866-3111  
W:thejoyceagency.com

## Washington

Braley-Gray  
2427 6th Ave. South  
Seattle WA 98134  
PH 206-405-4370  
info@braleygray.com  
W:braleygray.com

## West Virginia – Far Northeast

The Joyce Agency  
3933 Avion Park Ct, Ste B102B  
Chantilly, VA 20151  
PH 800-291-9298 or  
PH 703-866-3111  
W:thejoyceagency.com

## West Virginia – Central & Far South

J.B. O'Connor Co., Inc.  
P. O. Box 12927  
Pittsburgh, PA 15241  
PH 724-745-5300  
W:jboconnor.com

## Wisconsin – South & East

Badgerland Trading of Wisc.  
2415 S. 170th Street  
New Berlin, WI 53151  
PH 262-827-3177  
W:Badgerlandtrading.com

## Wisconsin: Northwest

Bongard  
13366 Lake Drive  
Forrest Lake, MN 55025  
PH 651-982-9802  
W:bongard.com  
E:bongard@bongard.com

## Wyoming – Southwest

R. E. Fitzpatrick Sales, Inc.  
4109 West Nike Drive  
West Jordan, UT 84088  
PH 801-282-0700  
W:fitzpatricksales.com

## Wyoming – North

Vemco  
2016 2nd Ave North  
Billings, MT 59101  
PH 406-248-8373  
W:Vemcoinc.com

## Canada

Dobbin Sales Ltd.  
51 Terecar Drive, Unit 2  
Vaughan, ON L4L 0B5  
PH 800-565-8515 or  
PH 905-264-5465  
W:dobbinsales.com  
E:info@dobbinsales.com

## Mexico

Sloan de Mexico  
S. de R.L. de C.V.  
Carretera a los Pinos Km.-1  
Ramos Arizpe, Coahuila  
Mexico, CP 25900  
PH (52) 844/488-0669,  
PH (52) 844/488-0299  
E:servicio.clientes@sloan.com.mx

## Puerto Rico

J.A. Short, Inc.  
P. O. Box 190951  
Hato Rey, PR 00919-0951  
PH 787-536-3273  
E:jshort@jas-sales.com

## Headquarters

10500 Seymour Avenue  
Franklin Park, IL 60131-1238  
P: +1 847.671.4300 / 800.982.5839  
F: +1 847.671.4380 / 800.447.8329  
customer.service@sloan.com  
www.sloan.com

