



Water Connects Us®

Headquarters
10500 Seymour Avenue
Franklin Park, IL 60131-1238
P: +1 847.671.4300 / 800.982.5839
F: +1 847.671.4380 / 800.447.8329
customer.service@sloan.com
www.sloan.com

2023

Wholesalers List Price Book

Effective Date: February 5, 2023

Fixtures

WEP

Sensor-Activated
Optima Systems

OLP

Faucets, Soap Dispensers
& Sinks

OLP

Manual Products

MLP

Manual Repair
Parts & Kits

CLP

Electronic Repair
Parts & Kits

ELP

Special Finish

SF

Sloan Plumbing Products Terms

Effective Date: June 5, 2022

Minimum order requirements

The minimum order value is \$150.00 net. In the event an order is received under the stated minimum order value, a \$25.00 service charge will be applied to the order. All service charges are non-refundable.

TERMS

All prices are F.O.B. Sloan Valve Company's ("Sloan") Factory as such term defined in the Uniform Commercial Code. For orders of products meeting the following order value thresholds, the shipping terms shall be prepaid freight within the United States (contiguous), to be based on the lowest rate medium of transportation: (i) all orders, excluding sinks and vitreous china-only orders, of \$5,000.00 net and above; (ii) all vitreous china-only orders over \$10,000.00 net; and (iii) all Sloan orders that include sink(s) over \$15,000.00 net. For all orders not meeting the minimums, shipping terms shall be freight prepaid, charged back to buyer. Shipping term for international orders shall be ExWorks Sloan's facility, as that term is defined in INCOTERMS 2020. A one-time \$50.00 freight handling fee will be applied to all orders that qualify for prepaid freight. If Buyer chooses its own carrier, then delivery shall be ExWorks Sloan's facility. Additional freight services, such as construction site delivery, lift gate delivery service, re-consigned freight or notification charges, are not included in FOB terms, and will result in additional freight charges.

DOMESTIC WHOLESALER CASH DISCOUNT TERMS: 2% 30 days, NET 31 days from date of invoice

A 2% discount may be offered (excluding taxes, freight, freight handling or shipping charges) for full payment on or before 30 days from date of invoice with the net amount due the next day. Late payments subject to a monthly late fee equal to the lesser of 1% or the highest amount permitted by applicable law, until the invoice has been paid in full. Payments are to be made via "Electronic Funds Transfer" ("EFT"), ePayables (credit card settlement), or via check to Sloan. Payments made by check shall be addressed to: 9134 PAY-SPHERE CIRCLE, CHICAGO, IL 60674

LIMITED WARRANTY

Sloan warrants its products against defects in materials and workmanship, excluding damage caused by matters beyond Sloan's reasonable control. Instructions for filing claims can be found in the Limited Warranty which can be obtained at <https://www.sloan.com/resources/product-resources/warranty-information> or by requesting a free copy by telephone at 888.756.2614. Sloan will repair or replace your defective product, or provide a refund, as your exclusive remedy. This is only a general summary of Sloan's Limited Warranty so it is important to note that the specific terms, conditions, limitations and exclusions, including the duration of warranty coverage for your particular Sloan product, are contained in the actual Sloan Limited Warranty. The Limited Warranty is subject to applicable laws in your country, state, province or other jurisdiction—and disputes arising under the Limited Warranty are to be resolved by binding arbitration unless you provide Sloan with an opt-out notice no later than 30 days after your purchase date. In case of a conflict with this summary, the terms and conditions set forth in the complete Limited Warranty will prevail.

For Sloan Sink System return policy, T&C and cancellation policy please refer to sloan.com for the complete policies.

SHORTAGES, INCORRECT SHIPMENTS, PROOF OF DELIVERY REQUESTS

Claims for shortages or incorrect filling of orders must be made within 30 days from date of delivery. No claim over six months old will be honored. Deliveries that are short carton(s) or have damaged carton(s) must be reported immediately. Damaged carton(s) must be kept for Carrier Claim Inspector.

DISCLAIMER

The prices herein are subject to change without notice and supersede all previous prices. The possession of this price sheet by any person is not to be construed as an offer to sell them, nor anyone else, the goods listed herein at the price or terms stated.

SLOAN Minimum Advertised Price Policy

Sloan is a global leader in manufacturing commercial plumbing systems. Sloan is committed to maintaining a high quality brand image of our products through our Authorized Distributors and Resellers ("Distribution Partners") who support this brand image through stocking requirements, non-OEM products, warranty information, technical administration, and investment of time and resources required to provide a high level of customer service and product knowledge that our customers expect.

In furtherance of these commitments, Sloan has unilaterally adopted this Minimum Advertised Price Policy (this "Policy"), which applies to all Sloan Distribution Partners effective January 1, 2018.

Please refer to the complete policy which is available at: <https://www.sloan.com/resources/downloads/pricing-sheets>.

RETURN MATERIAL AUTHORIZATION

At Sloan®, our goal is to ensure our customers are satisfied with their purchase. Our products are manufactured under the highest quality standards and are all backed by a limited warranty. If a product is found defective prior to or during installation, Sloan may issue a return material authorization (RMA) number and credit in exchange for the defective product. Should the customer require a part to repair a product, the part should not be taken from another finished good unit. Refer the customer to Sloan Technical Support at 1-888-SLOAN14 (1-888-756-2614) or via email at techsupport@sloan.com. Parts in stock are usually sent out within 24 hours and customers will receive parts within 3 to 7 business days.

For non-inventoried items lead times may vary. Parts that are needed sooner will be handled on a per case basis.

If, after contacting Technical Support, the determination is made that a product cannot be serviced, a return and credit may be requested from the place of purchase. Credits will only be issued to a current Sloan distributor.

Upon receipt of the returned product, Sloan will inspect and test the product prior to issuing credit. Credit may be denied under the following conditions:

1. The product returned does not match the RMA
2. The returned unit is missing components
3. The returned unit has been cannibalized
4. The returned unit is out of the warranty period
5. The product has been damaged via field service or installation
6. The returned unit is not manufactured by Sloan
7. The product is not defective

Defective Product

If a product is defective, the customer must include with its claim a specific description of the defect. For example, 'Doesn't work' is not acceptable. 'Faucet not activating' would be a more appropriate description. If no apparent defect is found, the customer may be contacted to clarify the reason for the return.

Do not initiate a debit memo or make any deductions. Wait for a credit memo to be issued. As described above, full credit may be denied in some circumstances.

All Other Return Reasons and General Return Information:

1. If the product is not received by Sloan within 30 days of creating the RMA, the RMA will expire.
2. Credit is usually processed within 15 business days of product receipt
3. Products which are determined to be defective or shipped incorrectly by Sloan will be credited at invoice price in addition to the return freight charge. Products returned for reasons other than defects or Sloan errors are subject to a minimum 25% handling charge, return freight is at customer's expense. If the invoice is not available, then credit will be issued based on the previous price sheet if the price sheet is less than one year old.
4. All returns must be authorized by the factory prior to returning. The factory will issue an RMA number along with correct return address.
5. The RMA number must be visible on the outside of each carton being returned.
6. All order cancellations and returns of special finish products NOT included in the Special Finishes Section of the price list are considered special order items and are subject to a minimum 50% handling charge and must be returned within one year, original invoice required.
7. Custom sink orders are not returnable. For more detail refer to Sink Cancellation and Return Policy below.
8. All returned material should be returned in the original, unopened shipping cartons or suitably packed. The material is to be packaged such that it will not be damaged during the return.
9. Material over 2 years old is subject to a 50% handling charge. Any product over 3 years old will not be accepted.
10. Deductions will be made for any material returned that is not in saleable condition. Material not in saleable condition will be returned to customer or scrapped at customer request.
11. When material is to be returned, call your representative, who will contact the factory for an RMA number. The following information is necessary when requesting an RMA: Invoice Number
Product Code Number Product Part Number Product Date Code Quantity
12. Material returned as defective but, after inspection, is found serviceable, will be returned to the customer at their expense or scrapped with no credit issued. A test report will be available upon request.
13. All returns are to be freight prepaid
14. The RMA number must be on each load and each container

Sink Cancellation and Return Policy

AER-DEC® and Designer Series Cancellation Policy:

In the event of an order cancellation of AER-DEC and Designer Series products the following may apply:

- If the order is cancelled more than 5 working days from order placement it will result in a minimum of a 25% fee, up to the full price of that product.
- If the order is 5 working days or less from scheduled shipment any cancellations will result in a fee of the full price of the sink.

SloanStone® Cancellation Policy:

In the event of an order cancellation of a SloanStone product the following may apply:

- The order must be cancelled within 3 working days of order placement to avoid a fee, anything beyond 3 days may result in a fee up to 50% the price of the product.

Stainless Steel Sinks Cancellation Policy:

In the event of an order cancellation of a Stainless Steel Sink product the following may apply:

- The order must be cancelled within 5 working days of order placement, anything beyond 5 days may result in a fee up to 50% the price of the product.

Return Policy All Sink Models:

The following items apply to all sink models:

- Sinks and enclosures / brackets / supports cannot be returned once shipped. If components (faucets, soap dispensers, hand dryers) have not been opened they can be returned for partial credit.

Installation/Field Measurements:

Sloan requires all sinks to be installed by knowledgeable †Corian® or Quartz installers. Installation and/or field measurement is not included in this estimate, and is performed by others.

Installation must be performed by qualified personnel and in accordance with installation instructions and generally accepted industry practices. Incorrect or improper installation will void any product warranty. Any standard sinks over 120" will need to be seamed in the field during installation. For custom sinks refer to signed drawings packet to see if seaming will be required. If seaming is required and you'd prefer to purchase the seaming material/epoxy from Sloan ask your Sloan representative about ordering details.

Materials:

Sloan products using solid surface (SloanStone and Corian) and quartz slabs may vary in color by slab/lot, because of this there may be a slight variation between orders. Variation can also occur in grain, veins and surface finish both between lots/slabs and even within the same lot/slab. While Sloan takes the utmost caution to match and orient these products in such a way that these imperfections add to the aesthetic value of the product, Sloan will not be held responsible for this variation. For any warranty issues Sloan reserves the right to repair solid surface sinks.

Signed Document Submittal:

Sloan requires a signed architectural worksheet or signed drawing (if applicable) to place an order. Any order placed without submission of these documents will be subject to an order hold that will extend any previously agreed upon lead time commitments. Once the documents are received the order will be reinstated and an updated ship date will be provided.

Sink Claim Process:

For all Sloan Sinks if you receive a damaged sink or suspect damage (crate broken, etc.) please send the below information to: sinkclaim@sloan.com within 5 working days of receipt of sinks to be considered for a full credit replacement sink. Incomplete claims and/or late claims will not be eligible for full credit replacement sinks. You must keep all materials and original packaging, including cartons and contents, segregated and available for inspection until the claim resolution process is completed. If the claim is for full replacement value, and the claim is successfully paid, the carrier has the right to the cargo and may elect to collect it for sale or salvage to recoup a portion of their costs.

Information to be provided:

1. Specific description of the issue (i.e. damage, lost, shortage) and the value of the claim being filed. For a damage claim, provide as much detail as possible specifically describing the damage to the product.
2. Account Number
3. Customer Name, Customer Contact Name, Customer Address, Customer Phone Number
4. Signed copy of carrier bill of lading, or delivery receipt from recipient (copy should be signed by receiver noting that the cargo was short or damaged when delivered) and photos.
5. Sloan Delivery Number and/or Sales Order Number
6. Copies of all documentation related to proof of claim value. This can be a copy of original invoice from vendor or supplier, copy of retail invoice or receipt, final confirmation screen if online order with proof of payment, itemized repair invoice or statement of non-repair, appraisals, expense statement, or any other applicable documentation.
7. Copy of any inspection form that may have been completed noting damage and cost of repair.
8. Copies of any photos showing damage.

If you have a shortage (missing soap dispenser, etc.) please contact Sloan's customer service. Please have ready your order number and the item name and quantity that you are missing.

† Corian® is a registered trademark of DuPont Safety & Construction, Inc., an affiliate of DuPont de Nemours, Inc.

Table of Contents

WEP	Page
Toilets	6-7
Urinals	8
Lavatories	9
Toilet Combinations	6-7
Urinal Combinations	10-12
Pressure Assist Toilets	13-15
OLP - Sensor-Activated Optima System	
Royal® Optima® flushometers	17-22
Sloan ECOS® Hardwire flushometers	22
Royal® Optima® Bedpan Washer flushometers	22
Sloan ECOS® Bedpan Washer Dual-Flush flushometers	22
Optima Plus® DFSM/SFSM Retrofit Kits	23
SMOOTH® Retrofit Kit	23
SMO Retrofit Kit	23
SOLIS® flushometers	23-24
Sloan ECOS® flushometers	24-25
G2 Optima Plus® flushometers	25-26
Royal® Optima Plus® DFSM/SFSM flushometers	26-27
Royal® SMOOTH® flushometers	27
Sloan CX Flushometers	28
G2 Optima Plus® RESS Retrofit Kits	28-29
SOLIS® RESS Retrofit Kits	29
Sloan ECOS® RESS Retrofit Kits	29
OLP - Faucets, Sinks & Soap Dispensers	
Faucet ID Guide	31-34
Faucet Abbreviation and Description	35
Clark Street Series	36-37
Rush Street Series	38-39
BASYS (EFX) Faucet	40-43
Optima (EAF, EBF & ETF) Faucets	44-60
Sloan (SF) Faucets	54-56
Faucet Parts & Accessories	61-65
Soap Dispensers	66-67
Sinks	68-77
Hand Dryers	77
WLP	
UPPERCUT® flushometers	79
Royal® flushometers	79-90
Royal® Bedpan Washer flushometers	90-92
Regal® XL flushometers	93-94
Regal® XL Bedpan Washer flushometers	94
Crown® Piston Operated flushometers	95
GEM•2® Piston Operated flushometers	96-97
Naval® flushometers	98
Dolphin® flushometers	99
Sloan CX Flushometers	100
Act-O-Matic® Showerheads	101
Accessories	101
CLP	
Manual Repair Parts & Kits	102-122
Dual-Flush Handle & Retrofit Kits	121
ELP	
Electronic Repair Parts & Kits	123-126
SF	
Special Finish	127-136
Product Variation Suffixes	137

Fixtures
 WEP
 Sensor-Activated Optima Systems
 OLP
 Faucets, Soap Dispensers & Sinks
 OLP
 Manual Products
 WLP
 Manual Repair Parts & Kits
 CLP
 Electronic Repair Parts & Kits
 ELP
 Special Finish
 SF

Code Number	Product Number	Description	List Price	MAPP Price	Est. Wt. (lbs.)	UPC Code
Elongated Vitreous China Water Closet - Fixture ONLY						
Standard Height Floor Mount Water Closets - Fixture Only						
2102009	ST-2009	Standard Height Universal, Top Spud	167.65	108.97	46.9	671254410466
2102019	ST-2019	Standard Height Universal, Rear Spud	196.40	127.66	46.9	671254414792
2172009	ST-2009-STG	Standard Height Universal, Top Spud w/ SloanTec Glaze	198.60	129.09	49.0	671254436213
2172019	ST-2019-STG	Standard Height Universal, Rear Spud w/ SloanTec Glaze	227.40	147.81	46.9	671254439016
Wall Hung Water Closets - Fixture Only						
2102459	ST-2459	Wall Hung Universal, Top Spud	164.50	106.93	59.0	671254416673
2102469	ST-2469	Wall Hung Universal, Rear Spud	193.15	125.55	55.5	671254430518
2112459	ST-2459-BPL	Wall Hung Bedpan Lug Universal, Top Spud	188.25	122.36	53.5	671254430525
2172459	ST-2459-STG	Wall Hung Universal, Top Spud, w/ SloanTec Glaze	195.45	127.04	59.0	671254436237
2172450	ST-2459-BPL-STG	Wall Hung Bedpan Lug Universal, Top Spud, w/ SloanTec Glaze	219.05	142.38	59.0	671254437388
2172469	ST-2469-STG	Wall Hung Universal, Rear Spud w/ SloanTec Glaze	224.15	145.70	55.5	671254436282
ADA Height Floor Mount Water Closets - Fixture Only						
2102029	ST-2029	ADA Floor Mount Universal, Top Spud	199.25	129.51	50.0	671254409965
2102229	ST-2229	ADA Floor Mount Rear Outlet Universal, Top Spud	578.00	375.70	50.0	671254411845
2112229	ST-2229-BPL	ADA Floor Mount Rear Outlet Bed Pan Lug Universal, Top Spud	609.00	395.85	61.0	671254424241
2102039	ST-2039	ADA Floor Mount Universal, Rear Spud	228.10	148.27	50.0	671254414808
2112029	ST-2029-BPL	ADA Floor Mount Bedpan Lug Universal, Top Spud	218.25	141.86	50.0	671254413795
2172020	ST-2029-BPL-STG	ADA Floor Mount Bedpan Lug Universal, Top Spud, w/ SloanTec Glaze	249.25	162.01	56.0	671254438125
2172029	ST-2029-STG	ADA Floor Mount Universal, Top Spud, w/ SloanTec Glaze	230.25	149.66	56.0	671254436220
2172039	ST-2039-STG	ADA Floor Mount Universal, Rear Spud, w/ SloanTec Glaze	259.10	168.42	49.0	671254436794
2172229	ST-2229-STG	ADA Floor Mount Rear Outlet Universal, Top Spud w/SloanTec Glaze	609.00	395.85	65.0	671254436305
Junior Toilet Height Floor Mount Closet - Fixture Only						
2102309	ST-2309	Junior Toilet Floor Mount, Universal, Top Spud	266.95	173.52	42.0	671254409613
2102449	ST-2449	Juvenile Floor Mount Water Closet, 13.5" Rim, Universal, Top Spud	202.60	131.69	47.0	671254450134
Pressure Assisted Water Closets and Tanks - Fixture Only						
2108009	ST-8009	Standard Height, Universal, Pressure Assisted Bowl	121.40	78.91	55.6	671254460805
2108029	ST-8029	ADA Height, Universal, Pressure Assisted Bowl	146.95	95.52	55.6	671254470835
2178009	ST-8009-STG	Standard Height, Universal, Pressure Assisted Bowl w/ SloanTec Glaze	153.35	99.68	55.6	671254460645
2178029	ST-8029-STG	ADA Height, Universal, Pressure Assisted Bowl w/ SloanTec Glaze	178.90	116.29	55.6	671254460652
2108010	ST-8010	Pressure Assisted Tank, LH, 1.28 gpf	364.05	236.63	38.6	671254470828
2108013	ST-8013	Pressure Assisted Tank, LH, 1.6 gpf	364.05	236.63	38.6	671254470842
2108016	ST-8016	Pressure Assisted Tank, LH, 1.0 gpf	364.05	236.63	38.6	671254460614
2108110	ST-8110	Pressure Assisted Tank, RH, 1.28 gpf	370.40	240.76	38.6	671254470873
2108113	ST-8113	Pressure Assisted Tank, RH, 1.6 gpf	370.40	240.76	38.6	671254470866
2108116	ST-8116	Pressure Assisted Tank, RH, 1.0 gpf	370.40	240.76	38.6	671254470880



ST-2029



ST-2459



ST-2309



ST-2229

Code Number	Product Number	Description	List Price	MAPP Price	Est. Wt. (lbs.)	UPC Code
80098016	WETS 8009.8016-BAA	Pressure Assisted Toilet, LH, 1.0 gpf - BAA	485.45	315.54	113.0	67125447913
80098010	WETS-8009.8010-BAA	Pressure Assisted Toilet, LH, 1.28 gpf - BAA	485.45	315.54	113.0	67125447914
80098013	WETS-8009.8013-BAA	Pressure Assisted Toilet, LH, 1.28 gpf - BAA	485.45	315.54	113.0	67125447915
80098110	WETS-8009.8110-BAA	Pressure Assisted Toilet, RH, 1.6 gpf - BAA	491.75	319.64	113.0	67125447916
80098113	WETS-8009.8113-BAA	Pressure Assisted Toilet, RH, 1.0 gpf - BAA	491.75	319.64	113.0	67125447917
80098116	WETS-8009.8116-BAA	Pressure Assisted Toilet, RH, 1.0 gpf - BAA	491.75	319.64	113.0	67125447918
80298010	WETS-8029.8010-BAA	Pressure Assisted ADA Toilet, LH, 1.28 gpf - BAA	511.00	332.15	113.0	67125447921
80298013	WETS-8029.8013-BAA	Pressure Assisted ADA Toilet, LH, 1.6 gpf - BAA	511.00	332.15	113.0	67125447922
80298016	WETS-8029.8016-BAA	Pressure Assisted ADA Toilet, LH, 1.0 gpf - BAA	511.00	332.15	113.0	67125447923
80298110	WETS-8029.8110-BAA	Pressure Assisted ADA Toilet, RH, 1.28 gpf - BAA	517.30	336.25	113.0	67125447930
80298113	WETS-8029.8113-BAA	Pressure Assisted ADA Toilet, RH, 1.6 gpf - BAA	517.30	336.25	113.0	67125447925
80298116	WETS-8029.8116-BAA	Pressure Assisted ADA Toilet, RH, 1.0 gpf - BAA	517.30	336.25	113.0	67125447926

Gravity Water Closets and Tanks - Fixture Only

2104009	ST4009A-STG	1.1 - 1.6 GPF Gravity Bowl	218.26	41.87	62.0	671254481817
2174009	ST4010	1.1 - 1.6 GPF Gravity Bowl w/ Sloan Tec Glaze	243.26	158.12	49.0	671254482623
2104010	ST4010-STG	1.28 GPF Left Hand Tank for 12" Rough	117.53	76.39	25.5	671254482562
21740092	ST4011	1.28 GPF Left Hand Tank for 12" Rough w/ Sloan Tec Glaze	142.53	92.64	25.5	671254572003
2104011	ST4011-STG	1.1 GPF Left Hand Tank for 12" Rough	117.53	76.39	25.5	671254482586
21740093	ST4013	1.1 GPF Left Hand Tank for 12" Rough w/ Sloan Tec Glaze	142.53	92.64	25.5	671254572010
2104013	ST4013-STG	1.6 GPF Left Hand Tank for 12" Rough	117.53	76.39	25.5	671254482579
21740094	ST4029	1.6 GPF Left Hand Tank for 12" Rough w/ Sloan Tec Glaze	142.53	92.64	25.5	671254572027
2104029	ST4029-STG	1.1 - 1.6 GPF ADA Gravity Bowl	264.58	171.98	64.0	671254481824
21740091	ST4110	1.1 - 1.6 GPF ADA Gravity Bowl w/ Sloan Tec Glaze	289.58	188.23	64.0	671254571990
2104110	ST4110-STG	1.28 GPF Right Hand Tank for 12" Rough	127.53	82.89	25.5	671254482234
21740095	ST4111	1.28 GPF Right Hand Tank for 12" Rough w/ Sloan Tec Glaze	152.53	99.14	25.5	671254572034
2104111	ST4111-STG	1.1 GPF Right Hand Tank for 12" Rough	127.53	82.89	25.5	671254482609
21740096	ST4113	1.1 GPF Right Hand Tank for 12" Rough w/ Sloan Tec Glaze	152.53	99.14	25.5	671254572041
2104113	ST4113-STG	1.6 GPF Right Hand Tank for 12" Rough	127.53	82.89	25.5	671254482593
21740097	ST4210	1.6 GPF Right Hand Tank for 12" Rough w/ Sloan Tec Glaze	152.53	99.14	25.5	671254572058
2104210	ST4210-STG	1.28 GPF Left Hand Tank for 10" Rough	136.05	88.43	25.5	671254482227
21740098	ST4211	1.28 GPF Left Hand Tank for 10" Rough w/ Sloan Tec Glaze	161.05	104.68	25.5	671254572065
2104211	ST4211-STG	1.1 GPF Left Hand Tank for 10" Rough	136.05	88.43	25.5	671254482531
21740099	ST4213	1.1 GPF Left Hand Tank for 10" Rough w/ Sloan Tec Glaze	161.05	104.68	25.5	671254572218
2104213	ST4213-STG	1.6 GPF Left Hand Tank for 10" Rough	136.05	88.43	25.5	671254482524
21740100	ST4310	1.6 GPF Left Hand Tank for 10" Rough w/ Sloan Tec Glaze	161.05	104.68	25.5	671254572072
2104310	ST4310-STG	1.28 GPF Right Hand Tank for 10" Rough	146.05	94.93	25.5	671254482548
21740101	ST4311	1.28 GPF Right Hand Tank for 10" Rough w/ Sloan Tec Glaze	171.05	111.18	25.5	671254572089
2104311	ST4311-STG	1.1 GPF Right Hand Tank for 10" Rough	146.05	94.93	25.5	671254482555
21740102	ST4313	1.1 GPF Right Hand Tank for 10" Rough w/ Sloan Tec Glaze	171.05	111.18	25.5	671254572096
2104313	ST4313	1.6 GPF Right Hand Tank for 10" Rough	146.05	94.93	25.5	671254482739
21740103	ST4313-STG	1.6 GPF Right Hand Tank for 10" Rough w/ Sloan Tec Glaze	171.05	111.18	25.5	671254572102



WES-7000



WES-150

Code Number	Product Number	Description	List Price \$	Est. Wt. (lbs.)	UPC Code
Vitreous China Washdown Urinals - Fixture ONLY					
Standard Urinals - Fixture Only					
1101009	SU-1009	Urinal Fixture, 0.125-1.0 gpf Universal, Top Spud	338.50	220.03	65.9 671254402324
1171009	SU-1009-STG	Urinal Fixture, 0.125-1.0 gpf, Top Spud w/ SloanTec Glaze	369.35	240.08	64.0 671254445024
1101019	SU-1019	Urinal Fixture, 0.125-1.0 gpf Universal, Rear Spud	367.10	238.62	67.0 671254433823
1171019	SU-1019-STG	Urinal Fixture, 0.125-1.0 gpf, Rear Spud w/ SloanTec Glaze	398.10	258.77	64.0 671254451902
Retrofit Urinals - Fixture Only					
1101209	SU-1209	Retrofit Urinal Fixture, HE Universal, Top Spud	367.10	238.62	76.2 671254420267
1171209	SU-1209-STG	Retrofit Urinal Fixture, HE Universal, Top Spud w/ SloanTec Glaze	398.10	258.77	76.2 671254445031
Small Urinals - Fixture Only					
1107009	SU-7009	Small Urinal Fixture, 0.125-1.0 gpf Universal, Top Spud	221.35	143.88	59.8 671254404090
1177009	SU-7009-STG	Small Urinal Fixture, 0.125-1.0 gpf , Top Spud, w/ SloanTec Glaze	252.30	164.00	57.0 671254445048
1107019	SU-7019	Small Urinal Fixture, 0.125-1.0 gpf , Universal, Rear Spud	250.05	162.53	59.8 671254404106
1107409	SU-7409	Small Designer Urinal, Universal, Top Spud	300.20	195.13	44.0 671254468146
1177409	SU-7409-STG	Small Designer Urinal, Universal, Top Spud w/ SloanTec Glaze	331.15	215.25	44.0 671254486959
1107419	SU-7419	Small Designer Urinal, Universal, Rear Spud	327.45	212.84	44.0 671254468153
1177419	SU-7419-STG	Small Designer Urinal, Universal, Rear Spud w/ SloanTec Glaze	358.50	233.03	44.0 671254486966
Vitreous China Waterfree Urinals - Fixture ONLY					
1001000	WES-1000	Waterfree Urinal, Standard	808.30	525.40	65.0 671254279247
1071000	WES-1000-STG	Waterfree Urinal, Standard, w/ SloanTec Glaze	840.15	546.10	70.1 671254445062
1001020	HYB-1000	Hybrid Urinal, Standard, with JetRinse Solution Technology	1,048.35	681.43	72.0 671254426443
1001021	HYB-1000-RET	Hybrid Urinal, Retrofit, with JetRinse Solution Technology	1,181.15	767.75	68.0 671254433953
1004000	WES-4000	Waterfree Urinal, Small	491.75	319.64	40.0 671254312142
1074000	WES-4000-STG	Waterfree Urinal, Small, w/ SloanTec Glaze	523.65	340.37	38.0 671254445079
1004020	HYB-4000	Hybrid Urinal, Small, with JetRinse Solution Technology	790.50	513.83	68.0 671254426450



SU-7009



SU-1009

**Contact Your Local Sloan Representative

Pricing subject to change without notice. For most current pricing, refer to online price sheets at www.sloan.com

Code Number	Product Number	Description	List Price	MAPP Price	Est. Wt. (lbs.)	UPC Code
Waterfree Urinal Cartridges						
1001500	WES-150	Universal Waterfree Urinal Cartridge (Single)	85.10	52.99	1.3	671254279261
1001555	WES-155	Universal Waterfree Urinal Cartridge (32-Pack)	2,626.45	1,695.68	35.0	671254299450
1001556	WES-160	Universal Waterfree Urinal Cartridge (20-Pack) Not for stock (Facility packaging)	1,580.90	1,027.59	22.0	671254299467
Vitreous China Lavatories						
3873001	SS-3001	Undermount Lavatory, Oval, 19-1/2" x 17-1/2"	94.95	61.72	16.5	671254353619
3873002	SS-3002	Standard Drop In Lavatory 20" x 16-3/4", 4" centerset	94.95	61.72	13.2	671254353626
3873003	SS-3003	Standard Wall Hung Lavatory 21" x 19-1/4" with 4" Backsplash, 4" centerset	107.65	69.97	41.8	671254371132
3873021	SS-3021	Undermount Lavatory, Rectangular, 21-5/8" x 16"	125.15	81.35	21.8	671254446045
3873026	SS-3026	Vessel Lavatory, Square, 18-1/2" x 18-1/2"	393.45	255.74	36.4	671254446069
3873055	SS-3055	19"x17" Wall Hung Ledgeback Lavatory, 4" CS	97.65	63.47	48.0	671254487093
3873065	SS-3065	Wall Hung Lavatory 21" x 20", Ledgeback, 4" centerset	245.80	159.77	30.2	671254444317
3873071	SS-3001-STG	Undermount Lavatory, Oval, 19-1/2" x 17-1/2" w/ SloanTec Glaze	125.95	81.87	21.0	671254445093
3873072	SS-3002-STG	Standard Drop In Lavatory 20" x 16-3/4", 4" centerset w/ SloanTec Glaze	125.95	81.87	21.4	671254445116
3873073	SS-3003-STG	Std WH Lavatory 21" x 19-1/4" w/ 4" Backsplash, 4" CS & SloanTec Glaze	138.60	90.09	46.0	671254445147
3873102	SS-3102	Standard Drop In Lavatory 20" x 16-3/4", 1 Hole	94.95	61.72	13.2	671254375703
3873103	SS-3103	Standard Wall Hung Lavatory 21" x 19-1/4" with 4" Backsplash, 1 Hole	107.65	69.97	41.8	671254376885
3873165	SS-3165	Wall Hung Lavatory 21" x 20", Ledgeback, 1 Hole	245.80	159.77	30.2	671254444300
3873172	SS-3102 -STG	Standard Drop In Lavatory 20" x 16-3/4", 1 Hole w/ SloanTec Glaze	125.95	81.87	21.0	671254445109
3873173	SS-3103-STG	Std WH Lavatory 21" x 19-1/4" w/ 4" Backsplash, Single CS & SloanTec Glaze	138.60	90.09	50.0	671254445130
3873802	SS-3802	Standard Drop In Lavatory 20" x 16-3/4", 8" centerset	94.95	61.72	13.2	671254375819
3873803	SS-3803	Standard Wall Hung Lavatory 21" x 19-1/4" with 4" Backsplash, 8" centerset	107.65	69.97	41.8	671254376892
0387678	SS-27-A	Ceramic lavatory shroud	252.80	164.32	14.5	671254444331
3873106	SS-3106	Wall Hung Lavatory 20" x 18" Ledgeback , 1 Hole	167.75	109.04	39.0	671254453319
3873006	SS-3006	Wall Hung Lavatory 20" x 18" Ledgeback , 4" Centerset	167.75	109.04	39.0	671254453302
3873806	SS-3806	Wall Hung Lavatory 20" x 18" Ledgeback , 8" Centerset	167.75	109.04	39.0	671254453364
3873206	SS-3206	Wall Hung Lavatory 20" x 18" Ledgeback , 1 Hole, LH Soap	193.50	125.78	39.0	671254453326
3873306	SS-3306	Wall Hung Lavatory 20" x 18" Ledgeback , 1 Hole, RH Soap	193.50	125.78	39.0	671254333333
3873406	SS-3406	Wall Hung Lavatory 20" x 18" Ledgeback , 4" Centerset, LH Soap	193.50	125.78	39.0	671254453340
3873506	SS-3506	Wall Hung Lavatory 20" x 18" Ledgeback , 4" Centerset, RH Soap	193.50	125.78	39.0	671254453357
3873865	SS-3865	Wall Hung Lavatory 21" x 20" Ledgeback , 8" Centerset	245.80	159.77	48.0	671254460220
Miscellaneous Commercial Sinks						
3873200	SS-3200	Wall Hung Healthcare Service sink	1,113.90	724.04	105.0	671254475328
3873205	SS-3200-STG	Wall Hung Healthcare Service sink w/ SloanTec Glaze	1,162.05	755.33	105.0	671254494527
3873017	SS-3017	20"x18" Cast Iron, Wall Hung Lavatory w/ backsplash, 4" CS	375.75	244.24	65.5	671254486997
3873117	SS-3117	20"x18" Cast Iron, Wall Hung Lavatory w/ backsplash, 1 hole	375.75	244.24	65.5	671254487086



SS-3021



SS-3145



SS-3065



SS-3036

**Contact Your Local Sloan Representative

Pricing subject to change without notice. For most current pricing, refer to online price sheets at www.sloan.com

Code Number	Product Number	Description	List Price	MAPP Price	Est. Wt. (lbs.)	UPC Code
Water Closet Combination Packages - with Flushometer						
Standard Height Floor Mount Water Closet Packages						
20001001	WETS-2000.1001	Standard Height Toilet Fixture w/Royal® 111-1.28, Top Spud	423.70	275.41	77.0	671254349070
20001004	WETS-2000.1004	Standard Height Toilet Fixture w/GEM•2® 111-1.28, Top Spud	422.45	274.59	77.0	671254407015
20001010	WETS-2000.1010	Standard Height Toilet Fixture w/Sloan 111-1.28 DFB, Top Spud	423.05	274.98	55.0	671254393646
20001020	WETS-2000.1020	Standard Height Toilet Fixture w/Sloan 111-1.28 L/ST, Top Spud	400.50	260.33	77.0	671254420847
20001201	WETS-2000.1201	Standard Height Toilet Fixture w/SOLIS® 8111-1.28, Top Spud	1,024.45	665.89	60.0	671254350342
20001301	WETS-2000.1301	Standard Height Toilet Fixture w/Royal® 111-1.28 ES-S, Top Spud	1,049.90	682.44	77.0	671254348776
20001302	WETS-2000.1302	Standard Height Toilet Fixture w/Royal® 111-1.28 HWS, Top Spud	891.40	579.41	80.0	671254350625
20001304	WETS-2000.1304	Standard Height Toilet Fixture w/Royal® 111-1.28 ES-S TMO, Top Spud	1,103.50	717.28	77.0	671254393776
20001401	WETS-2000.1401	Standard Height Toilet Fixture w/G2 Optima Plus® 8111-1.28, Top Spud	989.15	642.95	79.0	671254349094
20001402	WETS-2000.1402	Standard Height Toilet Fixture w/Royal® 111-1.28 SMO, Top Spud	835.35	542.98	80.0	671254349100
20001403	WETS-2000.1403	Standard Height Toilet Fixture w/Royal® 111-1.28 SMOOTH®, Top Spud	829.55	539.21	80.0	671254349124
20001410	WETS-2000.1410	Standard Height Toilet Fixture w/Royal® 111-1.28 SFSM, Top Spud	780.55	507.36	77.0	671254415898
20001412	WETS-2000.1412	Standard Height Toilet Fixture w/ Sloan 8111-1.28, Top Spud	898.10	583.77	79.0	671254416413
20001415	WETS-2000.1415	Standard Height Toilet Fixture w/ Sloan 111-1.28 ESS, Top Spud	1,035.30	672.95	77.0	671254399365
20001416	WETS-2000.1416	Standard Height Toilet Fixture w/Sloan 111-1.28 ESS TMO, Top Spud	1,090.25	708.66	77.0	671254424135
20001420	WETS-2000.1420	Standard Height Toilet Fixture w/Sloan 111-1.28 SFSM, Top Spud	767.15	498.65	77.0	671254414327
20011101	WETS-2001.1101	Standard Height Toilet Fixture w/ECOS® 8111-1.1, Top Spud	1,001.05	650.68	60.0	671254425453
20011201	WETS-2001.1201	Standard Height Toilet Fixture w/SOLIS® 8111-1.1, Top Spud	1,024.45	665.89	60.0	671254425484
20021002	WETS-2002.1002	Standard Height Toilet Fixture w/WES 111-1.6/1.1, Top Spud	473.40	307.71	77.0	671254372030
20021020	WETS-2002.1020	Standard Height Toilet Fixture w/Sloan WES 115, Top Spud	461.75	300.14	77.0	671254422278
20021101	WETS-2002.1101	Standard Height Toilet Fixture w/ECOS® 8111-1.6/1.1, Top Spud	1,001.05	650.68	77.0	671254371361
20021201	WETS-2002.1201	Standard Height Toilet Fixture w/SOLIS® 8111-1.6/1.1 , Top Spud	1,024.45	665.89	77.0	671254372047
20021303	WETS-2002.1303	Standard Height Toilet Fixture w/ECOS® 111-1.6/1.1 HW, Top Spud	1,060.30	689.20	77.0	671254380264
20021410	WETS-2002.1410	Standard Height Toilet Fixture w/Royal® 111-1.6/1.1 DFSM, Top Spud	835.50	543.08	77.0	671254415843
20021420	WETS-2002.1420	Standard Height Toilet Fixture w/Sloan 111-DFSM, Top Spud	822.10	534.37	77.0	671254414341
20031001	WETS-2003.1001	Standard Height Toilet Fixture w/Royal® 111-1.6, Top Spud	423.70	275.41	77.0	671254372184
20031004	WETS-2003.1004	Standard Height Toilet Fixture w/GEM•2® 111-1.6, Top Spud	422.45	274.59	77.0	671254380813
20031004	WETS-2003.1004	Standard Height Toilet Fixture w/GEM•2® 111-1.6, Top Spud	422.45	274.59	77.0	671254380813
20031010	WETS-2003.1010	Standard Height Toilet Fixture w/Sloan 111-1.6, Top Spud	410.30	266.70	77.0	671254411784
20031201	WETS-2003.1201	Standard Height Toilet Fixture w/SOLIS® 8111-1.6, Top Spud	1,024.45	665.89	77.0	671254372207
20031401	WETS-2003.1401	Standard Height Toilet Fixture w/G2 Optima Plus® 8111-1.6, Top Spud	989.15	642.95	77.0	671254372191
20031404	WETS-2003.1404	Standard Height Toilet Fixture w/GEM•2® 111-1.6 SMO, Top Spud	834.10	542.17	77.0	671254380820
20031406	WETS-2003.1406	Standard Height Toilet Fixture w/Crown® 111-1.6 SMO, Top Spud	854.10	555.17	77.0	671254380844
20031410	WETS-2003.1410	Standard Height Toilet Fixture w/ Sloan 111-1.6 ESS, Top Spud	991.95	644.77	77.0	671254399402
20031415	WETS-2003.1415	Standard Height Toilet Fixture w/ Sloan 111-1.6 ESS, Top Spud	936.65	608.82	77.0	671254393660
20101030	WETS-2010.1030	Standard Height Toilet Fixture w/Royal® 940-1.28, Rear Spud	722.60	469.69	77.0	671254404120
20121002	WETS-2012.1002	Standard Height Toilet Fixture w/WES 120-1.6/1.1, Rear Spud	570.90	371.09	77.0	671254372702



WETS-2002.1420



WETS-2000.1001



WETS-2002.1101



WETS-2003.1006

**Contact Your Local Sloan Representative

Pricing subject to change without notice. For most current pricing, refer to online price sheets at www.sloan.com

Code Number	Product Number	Description	List Price	MAPP Price	Est. Wt. (lbs.)	UPC Code
ADA Height Floor Mount Water Closet Packages						
20201001	WETS-2020.1001	ADA Floor Mount Toilet Fixture w/Royal® 111-1.28, Top Spud	455.30	295.95	77.0	671254368699
20201004	WETS-2020.1004	ADA Floor Mount Toilet Fixture w/GEM•2® 111-1.28, Top Spud	454.05	295.13	77.0	671254406506
20201006	WETS-2020.1006	ADA Floor Mount Toilet Fixture w/Crown® 111-1.28, Top Spud	442.95	287.92	75.0	671254371354
20201010	WETS-2020.1010	ADA Floor Mount Toilet Fixture w/Sloan 111-1.28 DFB, Top Spud	454.65	295.52	77.0	671254409231
20201020	WETS-2020.1020	ADA Floor Mount Toilet Fixture w/Sloan 111-1.28 L/ST, Top Spud	432.10	280.87	77.0	671254420854
20201201	WETS-2020.1201	ADA Floor Mount Toilet Fixture w/SOLIS® 8111-1.28, Top Spud	1,056.05	686.43	79.0	671254368712
20201301	WETS-2020.1301	ADA Floor Mount Toilet Fixture w/Royal® 111-1.28 ES-S, Top Spud	1,081.50	702.98	77.0	671254371125
20201302	WETS-2020.1302	ADA Floor Mount Toilet Fixture w/Royal® 111-1.28 HWS, Top Spud	923.00	599.95	77.0	671254370258
20201304	WETS-2020.1304	ADA Floor Mount Toilet Fixture w/Royal® 111-1.28 ES-S TMO, Top Spud	1,135.10	737.82	77.0	671254393769
20201401	WETS-2020.1401	ADA Floor Mount Toilet Fixture w/G2 Optima Plus® 8111-1.28, Top Spud	1,020.75	663.49	79.0	671254369511
20201402	WETS-2020.1402	ADA Floor Mount Toilet Fixture w/Royal® 111-1.28 SMO, Top Spud	866.95	563.52	81.0	671254371217
20201403	WETS-2020.1403	ADA Floor Mount Toilet Fixture w/Royal® 111-1.28 SMOOTH®, Top Spud	861.15	559.75	81.0	671254354418
20201410	WETS-2020.1410	ADA Floor Mount Toilet Fixture w/Royal® 111-1.28 SFSM, Top Spud	812.15	527.90	77.0	671254415904
20201411	WETS-2020.1411	ADA Floor Mount Toilet Fixture w/ECOS® 111-1.28 HW, Top Spud	1,091.90	709.74	77.0	671254416215
20201412	WETS-2020.1412	ADA Floor Mount Toilet Fixture w/ Sloan 8111-1.28, Top Spud	929.70	604.31	79.0	671254416208
20201415	WETS-2020.1415	ADA Floor Mount Toilet Fixture w/ Sloan 111-1.28 ESS, Top Spud	1,066.90	693.49	77.0	671254399372
20201416	WETS-2020.1416	ADA Floor Mount Toilet Fixture w/Sloan 111-1.28 ESS TMO, Top Spud	1,121.85	729.20	77.0	671254424142
20201420	WETS-2020.1420	ADA Floor Mount Toilet Fixture w/Sloan 111-1.28 SFSM, Top Spud	798.75	519.19	77.0	671254414334
20211101	WETS-2021.1101	ADA Floor Mount Toilet Fixture w/ECOS 8111-1.1, Top Spud	1,032.65	671.22	60.0	671254425460
20211201	WETS-2021.1201	ADA Floor Mount Toilet Fixture w/SOLIS® 8111-1.1, Top Spud	1,056.05	686.43	79.0	671254425491
20221002	WETS-2022.1002	ADA Floor Mount Toilet Fixture w/WES 111-1.6/1.1, Top Spud	505.00	328.25	77.0	671254372023
20221101	WETS-2022.1101	ADA Floor Mount Toilet Fixture w/ECOS® 8111-1.6/1.1, Top Spud	1,032.65	671.22	77.0	671254372054
20221201	WETS-2022.1201	ADA Floor Mount Toilet Fixture w/SOLIS® 8111-1.6/1.1, Top Spud	1,056.05	686.43	77.0	671254372061
20221303	WETS-2022.1303	ADA Floor Mount Toilet Fixture w/ECOS® 111-1.6/1.1 HW, Top Spud	1,091.90	709.74	77.0	671254380288
20221420	WETS-2022.1420	ADA Floor Mount Toilet Fixture w/Sloan 111-DFS, Top Spud	853.70	554.91	77.0	671254441576
20231001	WETS-2023.1001	ADA Floor Mount Toilet Fixture w/Royal® 111-1.6, Top Spud	455.30	295.95	77.0	671254372214
20231004	WETS-2023.1004	ADA Floor Mount Toilet Fixture w/GEM•2® 111-1.6, Top Spud	454.05	295.13	77.0	671254380851
20231006	WETS-2023.1006	ADA Floor Mount Toilet Fixture w/Crown® 111-1.6, Top Spud	474.05	308.13	77.0	671254380875
20231010	WETS-2023.1010	ADA Floor Mount Toilet Fixture w/Sloan 111-1.6, Top Spud	441.90	287.24	77.0	671254399389
20231201	WETS-2023.1201	ADA Floor Mount Toilet Fixture w/SOLIS® 8111-1.6, Top Spud	1,056.05	686.43	77.0	671254372238
20231301	WETS-2023.1301	ADA Floor Mount Toilet Fixture w/Royal® 111-1.6 ES-S, Top Spud	1,081.50	702.98	77.0	671254390744
20231401	WETS-2023.1401	ADA Floor Mount Toilet Fixture w/G2 Optima Plus® 8111-1.6, Top Spud	1,020.75	663.49	77.0	671254372221
20231404	WETS-2023.1404	ADA Floor Mount Toilet Fixture w/GEM•2® 111 SMO, Top Spud	865.70	562.71	77.0	671254380868
20231406	WETS-2023.1406	ADA Floor Mount Toilet Fixture w/Crown® 111-1.6 SMO, Top Spud	885.70	575.71	77.0	671254380882
20231410	WETS-2023.1410	ADA Floor Mount Toilet Fixture w/Sloan® 111-1.6 ESS, Top Spud	1,023.55	665.31	77.0	671254399396
20231415	WETS-2023.1415	ADA Floor Mount Toilet Fixture w/ Sloan 111-1.6 ESS, Top Spud	968.25	629.36	77.0	671254393653
20301030	WETS-2030.1030	ADA Floor Mount Toilet Fixture w/Royal® 940-1.28, Rear Spud	513.00	333.45	77.0	671254404113
22201010	WETS-2220.1010	ADA FM Rear Outlet Toilet Fixture w/Sloan 115-1.28, Top Spud	837.65	544.47	55.0	671254443402
22221020	WETS-2222.1020	ADA FM Rear Outlet Toilet Fixture w/Sloan WES 115, Top Spud	872.10	566.87	77.0	671254443419
22231010	WETS-2223.1010	ADA FM Rear Outlet Toilet Fixture w/Sloan 115-1.6, Top Spud	837.65	544.47	77.0	671254443396
23031402	WETS-2303.1402	Junior Toilet Fixture w/Royal 111-1.6 SMO, Top Spud	934.65	607.52	77.0	671254431256



WETS-2020.1410



WETS-2020.1001



WETS-2022.1201



WETS-2023.1030

**Contact Your Local Sloan Representative

Pricing subject to change without notice. For most current pricing, refer to online price sheets at www.sloan.com

Code Number	Product Number	Description	List Price	MAPP Price	Est. Wt. (lbs.)	UPC Code
Wall Hung Water Closet Packages						
24501001	WETS-2450.1001	Wall Hung Elongated Toilet Fixture w/Royal 111-1.28, Top Spud	420.55	273.36	65.7	671254430259
24501010	WETS-2450.1010	Wall Hung Elongated Toilet Fixture w/Sloan111-1.28 DFB, Top Spud	419.90	272.94	77.0	671254430280
24501201	WETS-2450.1201	Wall Hung Elongated Toilet Fixture w/SOLIS 8111-1.28, Top Spud	1,021.30	663.85	77.0	671254430266
24501301	WETS-2450.1301	Wall Hung Elongated Toilet Fixture w/Royal 111-1.28 ESS, Top Spud	1,046.75	680.39	67.0	671254430327
24501303	WETS-2450.1303	Wall Hung Elongated Toilet Fixture w/Royal 111-1.28 ESS TMO, Top Spud	1,100.35	715.23	77.0	671254432468
24501320	WETS-2450.1320	Wall Hung Elongated Toilet Fixture w/Sloan111-1.28 ESS TMO, Top Spud	1,087.10	706.62	77.0	671254430662
24501401	WETS-2450.1401	Wall Hung Elongated Toilet Fixture w/G28111-1.28, Top Spud	986.00	640.90	77.0	671254430310
24501402	WETS-2450.1402	Wall Hung Elongated Toilet Fixture w/Royal 111-1.28 SMO, Top Spud	832.20	540.93	77.0	671254430334
24501403	WETS-2450.1403	Wall Hung Elongated Toilet Fixture w/Royal 111-1.28 SMOOTH, Top Spud	826.40	537.16	63.3	671254432451
24501404	WETS-2450.1404	Wall Hung Elongated Toilet Fixture w/GEM 111-1.28 SFSM, Top Spud	776.15	504.50	77.0	671254444812
24501410	WETS-2450.1420	Wall Hung Elongated Toilet Fixture w/Sloan 111-1.28 SFSM, Top Spud	777.40	505.31	77.0	671254433267
24501411	WETS-2450.1411	Wall Hung Elongated Toilet Fixture w/ECOS111-1.28 HW, Top Spud	1,057.15	687.15	77.0	671254444379
24501412	WETS-2450.1412	Wall Hung Elongated Toilet Fixture w/Sloan 8111-1.28, Top Spud	894.95	581.72	79.0	671254432017
24501415	WETS-2450.1415	Wall Hung Elongated Toilet Fixture w/Sloan111-1.28 ESS, Top Spud	1,032.15	670.90	77.0	671254431669
24501417	WETS-2450.1415	Wall Hung Elongated Toilet Fixture w/Sloan 111-1.28 ESS TP, Top Spud	1,111.95	722.77	77.0	671254433465
24501420	WETS-2450.1420	Wall Hung Elongated Toilet Fixture w/Royal111-1.28 SFSM, Top Spud	764.00	496.60	77.0	671254432406
24501430	WETS-2450.1430	Wall Hung Elongated Toilet Fixture w/ECOS115-1.28 HW, Top Spud	1,148.75	746.69	77.0	671254435278
24511101	WETS-2451.1101	Wall Hung Elongated Toilet Fixture w/ECOS8111-1.1, Top Spud	997.90	648.64	60.0	671254430242
24511201	WETS-2451.1201	Wall Hung Elongated Toilet Fixture w/SOLIS 8111-1.1, Top Spud	1,021.30	663.85	60.0	671254430235
24521002	WETS-2452.1002	Wall Hung Elongated Toilet Fixture w/WES111-1.6/1.1, Top Spud	470.25	305.66	77.0	671254430273
24521022	WETS-2452.1022	Wall Hung Elongated Toilet Fixture w/Sloan111-1.6/1.2 WES DFB, Top Spud	452.45	294.09	77.0	671254433151
24521101	WETS-2452.1101	Wall Hung Elongated Toilet Fixture w/ECOS8111-1.6/1.1, Top Spud	997.90	648.64	68.0	671254430303
24521201	WETS-2452.1201	Wall Hung Elongated Toilet Fixture w/SOLIS 8111-1.6/1.1, Top Spud	1,021.30	663.85	68.0	671254430716
24521303	WETS-2452.1303	Wall Hung Elongated Toilet Fixture w/ECOS111-1.6/1.1 HW, Top Spud	1,057.15	687.15	68.0	671254434998
24531010	WETS-2453.1010	Wall Hung Elongated Toilet Fixture w/Sloan111-1.6, Top Spud	407.15	264.65	77.0	671254430341
24531301	WETS-2453.1301	Wall Hung Elongated Toilet Fixture w/Royal 111-1.6 ESS, Top Spud	1,046.75	680.39	77.0	671254436572
24531304	WETS-2453.1304	Wall Hung Elongated Toilet Fixture w/Royal 111-1.6 ESS TMO, Top Spud	1,100.35	715.23	77.0	671254435346
24531401	WETS-2453.1401	Wall Hung Elongated Toilet Fixture w/G28111-1.6, Top Spud	986.00	640.90	77.0	671254430754
24531402	WETS-2453.1402	Wall Hung Elongated Toilet Fixture w/Royal 111-1.6 SMO, Top Spud	832.20	540.93	77.0	671254431249
24601200	WETS-2460.1200	Wall Hung Elongated Toilet Fixture w/SOLIS 8152-1.28 , Rear Spud	1,701.65	1,106.07	77.0	671254443891
24601312	WETS-2460.1312	Wall Hung Elongated Toilet Fixture w/Royal152-1.28 ESS SWB, Rear Spud	1,419.70	922.81	77.0	671254438163



WETS-2450.1001



WETS-2452.1201



WETS-2450.1301



WETS-2452.1101

**Contact Your Local Sloan Representative

Pricing subject to change without notice. For most current pricing, refer to online price sheets at www.sloan.com

Code Number	Product Number	Description	List Price	MAPP Price	Est. Wt. (lbs.)	UPC Code
Urinal Combination Packages - with Flushometer						
Standard Urinal Packages						
10001001	WEUS-1000.1001	Urinal Fixture w/Royal® 186-0.125, Top Spud	594.55	386.46	77.0	671254348769
10001006	WEUS-1000.1006	Urinal Fixture w/Crown® 186-0.125, Top Spud	613.30	398.65	77.0	671254417533
10001007	WEUS-1000.1007	Urinal Fixture w/GEM•2® 186-0.125, Top Spud	593.30	385.65	77.0	671254428256
10001010	WEUS-1000.1010	Urinal Fixture w/Sloan 186 - 0.125, Top Spud	593.90	386.04	77.0	671254400856
10001020	WEUS-1000.1001	Urinal Fixture w/Royal® 186-0.125 w/1" Stop, Top Spud	594.55	386.46	77.0	671254404489
10001201	WEUS-1000.1201	Urinal Fixture w/SOLIS® 8186-0.125, Top Spud	1,195.30	776.95	79.0	671254370364
10001301	WEUS-1000.1301	Urinal Fixture w/Royal® 186-0.125 ES-S, Top Spud	1,198.00	778.70	71.0	671254349803
10001302	WEUS-1000.1302	Urinal Fixture w/Royal® 186-0.125 HWS, Top Spud	1,062.25	690.46	80.0	671254350526
10001303	WEUS-1000.1303	Urinal Fixture w/Royal® 186-0.125 ES-S OR, Top Spud	1,220.75	793.49	80.0	671254372740
10001304	WEUS-1000.1304	Urinal Fixture w/Royal® 186-0.125 ES-S TMO, Top Spud	1,251.60	813.54	80.0	671254389120
10001310	WEUS-1000.1310	Urinal Fixture w/Sloan 186-0.125 SM HW, Top Spud	1,062.25	690.46	80.0	671254403871
10001315	WEUS-1000.1315	Urinal Fixture w/Royal 186-0.125 SFSM HW, Top Spud	1,006.35	654.13	80.0	671254433854
10001331	WEUS-1000.1331	Urinal Fixture w/Sloan 186-0.125 ESS, Top Spud	1,141.45	741.94	80.0	671254378834
10001332	WEUS-1000.1332	Urinal Fixture w/Sloan 186-0.125 ESS TMO, Top Spud	1,238.70	805.16	80.0	671254407336
10001401	WEUS-1000.1401	Urinal Fixture w/ECOS® 8186-0.125, Top Spud	1,121.00	728.65	79.0	671254370630
10001402	WEUS-1000.1402	Urinal Fixture w/Royal® 186-0.125 SMO, Top Spud	1,006.20	654.03	80.0	671254348820
10001403	WEUS-1000.1403	Urinal Fixture w/Royal® 186-0.125 SMOOTH®, Top Spud	1,000.40	650.26	80.0	671254348271
10001411	WEUS-1000.1411	Urinal Fixture w/ECOS® 186-0.125 HW, Top Spud	1,231.15	800.25	77.0	671254370647
10001415	WEUS-1000.1415	Urinal Fixture w/ Sloan 8186-0.125, Top Spud	1,068.95	694.82	79.0	671254393431
10001420	WEUS-1000.1420	Urinal Fixture w/Sloan186-0.125 SFSM, Top Spud	950.75	617.99	77.0	671254441552
10021001	WEUS-1002.1001	Urinal Fixture w/Royal® 186-0.25, Top Spud	594.55	386.46	77.0	671254348899
10021201	WEUS-1002.1201	Urinal Fixture w/SOLIS® 8186-0.25, Top Spud	1,195.30	776.95	79.0	671254350335
10021301	WEUS-1002.1301	Urinal Fixture w/Royal® 186-0.25 ES-S, Top Spud	1,198.00	778.70	80.0	671254350212
10021302	WEUS-1002.1302	Urinal Fixture w/Royal® 186-0.25 HWS, Top Spud	1,062.25	690.46	80.0	671254350618
10021303	WEUS-1002.1303	Urinal Fixture w/Royal® 186-0.25 ES-S OR, Top Spud	1,198.00	778.70	80.0	671254388260
10021304	WEUS-1002.1304	Urinal Fixture w/Royal® 186-0.25 ES-S TMO, Top Spud	1,251.60	813.54	80.0	671254390645
10021401	WEUS-1002.1401	Urinal Fixture w/Sloan ECOS® 8186-0.25, Top Spud	1,121.00	728.65	79.0	671254349032
10021402	WEUS-1002.1402	Urinal Fixture w/Royal® 186-0.25 SMO, Top Spud	1,006.20	654.03	80.0	671254349049
10021403	WEUS-1002.1403	Urinal Fixture w/Royal® 186-0.25 SMOOTH®, Top Spud	1,000.40	650.26	80.0	671254349063
10021410	WEUS-1002.1410	Urinal Fixture w/Royal® 186-0.25 SFSM, Top Spud	951.40	618.41	80.0	671254415881
10021415	WEUS-1002.1415	Urinal Fixture w/ Sloan 8186-0.25, Top Spud	1,068.95	694.82	77.0	671254431317
10051001	WEUS-1005.1001	Urinal Fixture w/Royal® 186-0.50, Top Spud	594.55	386.46	77.0	671254372160
10051004	WEUS-1005.1004	Urinal Fixture w/GEM•2® 186-0.5, Top Spud	593.30	385.65	77.0	671254406490
10051010	WEUS-1005.1010	Urinal Fixture w/Sloan 186 - 0.5, Top Spud	581.15	377.75	77.0	671254401389
10051201	WEUS-1005.1201	Urinal Fixture w/SOLIS® 8186-0.5, Top Spud	1,195.30	776.95	77.0	671254371972
10051301	WEUS-1005.1301	Urinal Fixture w/Royal® 186-0.5 ES-S, Top Spud	1,198.00	778.70	77.0	671254390256
10051304	WEUS-1005.1304	Urinal Fixture w/Royal® 186-0.5 ES-S TMO, Top Spud	1,251.60	813.54	80.0	671254390669
10051332	WEUS-1005.1332	Urinal Fixture w/Sloan 186-0.5 ESS TMO, Top Spud	1,238.70	805.16	80.0	671254412095
10051335	WEUS-1005.1335	Urinal Fixture w/ Sloan 186-0.5 DFB ESS, Top Spud	1,183.75	769.44	77.0	671254400825
10051401	WEUS-1005.1401	Urinal Fixture w/G2 Optima Plus® 8186-0.5, Top Spud	1,160.00	754.00	77.0	671254371965
10051402	WEUS-1005.1402	Urinal Fixture w/Royal® 186-0.5 SMO, Top Spud	1,006.20	654.03	53.0	671254415850
10051415	WEUS-1005.1415	Urinal Fixture w/ Sloan 8186-0.5, Top Spud	1,068.95	694.82	77.0	671254401396



WEUS-1000.1001



WEUS-1000.1420



WEUS-1000.1201



WEUS-1005.1304

**Contact Your Local Sloan Representative

Pricing subject to change without notice. For most current pricing, refer to online price sheets at www.sloan.com

Code Number	Product Number	Description	List Price	MAPP Price	Est. Wt. (lbs.)	UPC Code
10051416	WEUS-1005.1416	Urinal Fixture w/Sloan 8186-0.5 DFB, Top Spud	1,107.50	719.88	77.0	671254404045
10051420	WEUS-1005.1420	Urinal Fixture w/Sloan186-0.5 SFSM, Top Spud	950.75	617.99	77.0	671254432413
10061001	WEUS-1006.1001	Urinal Fixture w/Royalv 186-1.0, Top Spud	594.55	386.46	77.0	671254372481
10061004	WEUS-1006.1004	Urinal Fixture w/GEM•2® 186-1.0, Top Spud	593.30	385.65	77.0	671254443716
10061010	WEUS-1006.1010	Urinal Fixture w/Sloan 186 - 1.0, Top Spud	581.15	377.75	77.0	671254393677
10061301	WEUS-1006.1301	Urinal Fixture w/Royal® 186-1.0 ES-S, Top Spud	1,198.00	778.70	77.0	671254390812
10061304	WEUS-1006.1304	Urinal Fixture w/Royal® 186-1.0 ES-S TMO, Top Spud	1,251.60	813.54	77.0	671254435339
10061331	WEUS-1006.1331	Urinal Fixture w/Sloan 186-1.0 ESS, Top Spud	1,141.45	741.94	77.0	671254390263
10061401	WEUS-1006.1401	Urinal Fixture w/G2 Optima Plus® 8186-1.0, Top Spud	1,160.00	754.00	77.0	671254398719
10061415	WEUS-1006.1415	Urinal Fixture w/ Sloan 8186-1.0, Top Spud	1,068.95	694.82	77.0	671254404359
10101011	WEUS-1010.1011	Urinal Fixture w/Royal® 995-0.125 (2" to 10-3/4" LDIM), Rear Spud	650.10	422.57	80.0	671254378629
10101015	WEUS-1010.1015	Urinal Fixture w/Royal 195-0.125 10-3/4, Top Spud	688.10	447.27	80.0	671254422285
10101311	WEUS-1010.1311	Urinal Fixture w/Royal® 195-0.125 ES-S (2" to 10-3/4" LDIM), Rear Spud	1,138.55	740.06	80.0	671254373600
10101312	WEUS-1010.1312	Urinal Fixture w/Royal® 195-0.125 ES-SM, Rear Spud	1,833.25	1,191.61	80.0	671254389717
10101313	WEUS-1010.1313	Urinal Fixture w/Royal® 195-0.125 ES-S SWB, Rear Spud	1,593.65	1,035.87	80.0	671254392281
10101331	WEUS-1010.1331	Urinal Fixture w/Sloan 195-0.125 ESS, Rear Spud	1,087.80	707.07	80.0	671254386532
10121011	WEUS-1012.1011	Urinal Fixture w/Royal® 995-0.25 (2" to 10-3/4" LDIM), Rear Spud	650.10	422.57	80.0	671254378636
10121311	WEUS-1012.1311	Urinal Fixture w/Royal® 195-0.25 ES-S (2" to 10-3/4" LDIM), Rear Spud	1,138.55	740.06	80.0	671254373716
10151311	WEUS-1015.1311	Urinal Fixture w/Royal® 195-0.5 ES-S, Rear Spud	1,138.55	740.06	80.0	671254403321

Retrofit Urinal Packages

12001001	WEUS-1200.1001	Retrofit Urinal Fixture w/Royal® 186-0.125, Top Spud	623.15	405.05	77.0	671254391499
12001004	WEUS-1200.1004	Retrofit Urinal Fixture w/GEM•2® 186-0.125, Top Spud	621.90	404.24	77.0	671254429123
12001006	WEUS-1200.1006	Retrofit Urinal Fixture w/Crown® 186-0.125, Top Spud	641.90	417.24	77.0	671254417526
12001010	WEUS-1200.1010	Retrofit Urinal Fixture w/Sloan 186 - 0.125, Top Spud	622.50	404.63	77.0	671254401419
12001015	WEUS-1200.1015	Urinal Fixture w/Royal 186-0.125 SFSM, Top Spud	980.00	637.00	77.0	671254424777
12001201	WEUS-1200.1201	Retrofit Urinal Fixture w/SOLIS® 8186-0.125, Top Spud	1,223.90	795.54	79.0	671254391994
12001301	WEUS-1200.1301	Retrofit Urinal Fixture w/Royal® 186-0.125 ES-S, Top Spud	1,226.60	797.29	71.0	671254391178
12001410	WEUS-1200.1410	Retrofit Urinal Fixture w/ECOS® 8186-0.125, Top Spud	1,149.60	747.24	79.0	671254391147
12001415	WEUS-1200.1415	Urinal Fixture w/ Sloan 8186-0.125, Top Spud	1,097.55	713.41	77.0	671254401426
12001420	WEUS-1200.1420	Retrofit Urinal Fixture w/Crown® 186-0.125 SMO, Top Spud	1,094.75	711.59	77.0	671254420793
12021001	WEUS-1202.1001	Retrofit Urinal Fixture w/Royal® 186-0.25, Top Spud	623.15	405.05	77.0	671254391505
12021015	WEUS-1202.1015	Retrofit Urinal Fixture w/Royal® 186-0.25 SFSM, Top Spud	980.00	637.00	77.0	671254415331
12021301	WEUS-1202.1301	Retrofit Urinal Fixture w/Royal® 186-0.25 ES-S, Top Spud	1,226.60	797.29	80.0	671254391185
12021410	WEUS-1202.1410	Retrofit Urinal Fixture w/ECOS® 8186-0.25, Top Spud	1,149.60	747.24	79.0	671254391154
12051001	WEUS-1205.1001	Retrofit Urinal Fixture w/Royal® 186-0.5, Top Spud	623.15	405.05	77.0	671254391611
12051004	WEUS-1205.1004	Retrofit Urinal Fixture w/GEM•2® 186-0.5, Top Spud	621.90	404.24	77.0	671254406483
12051010	WEUS-1205.1010	Retrofit Urinal Fixture w/Sloan 186 - 0.5, Top Spud	609.75	396.34	77.0	671254401198
12051020	WEUS-1205.1020	Retrofit Urinal Fixture w/Crown® 186-0.5, Top Spud	641.90	417.24	77.0	671254418462
12051301	WEUS-1205.1301	Retrofit Urinal Fixture w/Royal® 186-0.5 ES-S, Top Spud	1,226.60	797.29	77.0	671254391192
12051410	WEUS-1205.1410	Retrofit Urinal Fixture w/ECOS® 8186-0.5, Top Spud	1,149.60	747.24	77.0	671254391161
12051415	WEUS-1205.1415	Urinal Fixture w/ Sloan 8186-0.5, Top Spud	1,097.55	713.41	77.0	671254401204



WEUS-1000.1006



WEUS-7000.1006



WEUS-7000.1001



WEUS-7000.1201

**Contact Your Local Sloan Representative

Pricing subject to change without notice. For most current pricing, refer to online price sheets at www.sloan.com

Code Number	Product Number	Description	List Price	MAPP Price	Est. Wt. (lbs.)	UPC Code
Small Urinal Packages						
70001001	WEUS-7000.1001	Small Urinal Fixture w/Royal® 186-0.125, Top Spud	477.40	310.31	53.0	671254384804
70001006	WEUS-7000.1006	Small Urinal Fixture w/Crown® 186-0.125, Top Spud	496.15	322.50	53.0	671254417519
70001010	WEUS-7000.1010	Small Urinal Fixture w/Sloan 186 - 0.125, Top Spud	476.75	309.89	77.0	671254416826
70001201	WEUS-7000.1201	Small Urinal Fixture w/SOLIS 8186-0.125, Top Spud	1,078.15	700.80	53.0	671254381216
70001301	WEUS-7000.1301	Small Urinal Fixture w/Royal® 186-0.125 ES-S, Top Spud	1,080.85	702.55	53.0	671254381339
70001401	WEUS-7000.1401	Small Urinal Fixture w/ECOS® 8186-0.125, Top Spud	1,003.85	652.50	53.0	671254381377
70001402	WEUS-7000.1402	Small Urinal Fixture w/Royal® 186-0.125 SMO, Top Spud	889.05	577.88	53.0	671254381384
70001404	WEUS-7000.1404	Small Urinal Fixture w/GEM 186-0.125 SFSM, Top Spud	833.00	541.45	53.0	671254444805
70001411	WEUS-7000.1411	Small Urinal Fixture w/ECOS 186-0.125 HW, Top Spud	1,114.00	724.10	53.0	671254437111
70001420	WEUS-7000.1420	Small Urinal Fixture w/Sloan 186-0.125 SFSM, Top Spud	833.60	541.84	53.0	671254420809
70021001	WEUS-7002.1001	Small Urinal Fixture w/Royal® 186-0.25, Top Spud	477.40	310.31	53.0	671254381308
70021301	WEUS-7002.1301	Small Urinal Fixture w/Royal® 186-0.25 ES-S, Top Spud	1,080.85	702.55	53.0	671254381513
70021401	WEUS-7002.1401	Small Urinal Fixture w/ECOS® 8186-0.25, Top Spud	1,003.85	652.50	53.0	671254381537
70021402	WEUS-7002.1402	Small Urinal Fixture w/Royal® 186-0.25 SMO, Top Spud	889.05	577.88	53.0	671254381544
70051001	WEUS-7005.1001	Small Urinal Fixture w/Royal® 186-0.5, Top Spud	477.40	310.31	53.0	671254413450
70051201	WEUS-7005.1201	Small Urinal Fixture w/SOLIS 8186-0.5, Top Spud	1,078.15	700.80	53.0	671254438408
70051301	WEUS-7005.1301	Small Urinal Fixture w/Royal® 186-0.5 ES-S, Top Spud	1,080.85	702.55	53.0	671254413573
70051402	WEUS-7005.1402	Small Urinal Fixture w/Royal® 186-0.5 SMO, Top Spud	889.05	577.88	53.0	671254413467
70051410	WEUS-7005.1410	Small Urinal Fixture w/G2 Optima Plus® 8186-0.5, Top Spud	1,042.85	677.85	77.0	671254415126
70051415	WEUS-7005.1415	Small Urinal Fixture w/ Sloan 8186-0.5, Top Spud	951.80	618.67	77.0	671254415270
70061001	WEUS-7006.1001	Small Urinal Fixture w/Royal® 186-1.0, Top Spud	477.40	310.31	53.0	671254413436
70061301	WEUS-7006.1301	Small Urinal Fixture w/Royal® 186-1.0 ES-S, Top Spud	1,080.85	702.55	53.0	671254413443
70061402	WEUS-7006.1402	Small Urinal Fixture w/Royal® 186-1.0 SMO, Top Spud	889.05	577.88	53.0	671254413474
Grid Strainer						
0365036PK	ETF-460-A	Chrome Plated Brass with 1-1/4" Outlet Tube	40.35	26.23	1.0	671254127142
Lavatory Shield						
0365059	ETF-529	Optishiled Lavatory Shield	370.45	240.79	5.3	671254221994

**Contact Your Local Sloan Representative

Pricing subject to change without notice. For most current pricing, refer to online price sheets at www.sloan.com

This page intentionally left blank.

Code Number	Product Number	Description	List Price	MAPP Price	Est. Wt. (lbs.)	UPC Code
-------------	----------------	-------------	------------	------------	-----------------	----------

Sensor-Activated Royal® Water Closet flushometers with True Mechanical Override

24 VAC hardwire system, includes: solenoid operated dual-filtered fixed by-pass diaphragm flushometer with angle stop and vacuum breaker flush connection. Adaptive Optima® EL-1500-L water closet sensor with True Mechanical Override button, chrome plated wall plate(s) with vandal resistant screws –for exposed flushometer for 1-1/2" top spud bowls.

3450155	ROYAL 110 ES-S TMO	3.5 gpf (13.2 Lpf)	935.85	608.30	9.04	671254378537
3450065	ROYAL 111 ES-S TMO	1.6 gpf (6.0 Lpf)	935.85	608.30	9.04	671254372870
3450055	ROYAL 111-1.28 ES-S TMO	1.28 gpf (4.8 Lpf)	935.85	608.30	9.04	671254378254
3450260	ROYAL 113-1.28 ES-S TMO	1.28 gpf (4.8 Lpf)	942.45	612.59	9.04	671254384569
3450265	ROYAL 113-1.6 ES-S TMO	1.6 gpf (6.0 Lpf)	942.45	612.59	9.04	671254385450
3450312	ROYAL 115-1.28 ES-S TMO	1.28 gpf (4.8 Lpf)	956.00	621.40	9.04	671254398238
3450310	ROYAL 115-1.6 ES-S TMO	1.6 gpf (6.0 Lpf)	956.00	621.40	9.04	671254378544
3450408	ROYAL 116-1.28 ES-S TMO	1.28 gpf (4.8 Lpf)	960.65	624.42	9.04	671254397231
3450406	ROYAL 116-1.6 ES-S TMO	1.6 gpf (6.0 Lpf)	960.65	624.42	9.04	671254378513
34516001	ROYAL 152-1.28 ESS TMO SBX	1.28 gpf (4.8 Lpf)	857.80	557.57	10.20	671254491908
34516002	ROYAL 152-1.6 ESS TMO SBX	1.6 gpf (6.0 Lpf)	857.80	557.57	10.20	671254527959
34516003	ROYAL 152-1.1 ESS TMO SBX	1.1 gpf (4.2 Lpf)	857.80	557.57	10.20	671254527966

Sensor-Activated Royal® Water Closet flushometers

24 VAC hardwire system, includes: solenoid operated dual-filtered fixed by-pass diaphragm flushometer with angle stop and vacuum breaker flush connection. Adaptive Optima® EL-1500-L water closet sensor with Override button, chrome plated wall plate(s) with vandal resistant screws – for exposed flushometer for 1-1/2" top spud bowls.

3450147	ROYAL 110 ES-S	3.5 gpf (13.2 Lpf)	882.25	573.46	8.60	671254138209
3450047	ROYAL 111 ES-S	1.6 gpf (6.0 Lpf)	882.25	573.46	8.70	671254138193
3450049	ROYAL 111-1.28 ES-S	1.28 gpf (4.8 Lpf)	882.25	573.46	9.04	671254340251
3450247	ROYAL 113 ES-S	3.5 gpf (13.2 Lpf)	1,035.65	673.17	9.60	671254138216
3450255	ROYAL 113-1.28 ES-S	1.28 gpf (4.8 Lpf)	888.90	577.79	9.62	671254384279
3450249	ROYAL 113-1.6 ES-S	1.6 gpf (6.0 Lpf)	888.90	577.79	9.60	671254138223
3450347	ROYAL 115 ES-S	3.5 gpf (13.2 Lpf)	1,050.95	683.12	9.70	671254138230
3450351	ROYAL 115-1.28 ES-S	1.28 gpf (4.8 Lpf)	902.05	586.33	9.85	671254432437
3450349	ROYAL 115-1.6 ES-S	1.6 gpf (6.0 Lpf)	1,050.95	683.12	9.60	671254139114
3450447	ROYAL 116 ES-S	3.5 gpf (13.2 Lpf)	907.05	589.58	10.00	671254139121
3450449	ROYAL 116-1.6 ES-S	1.6 gpf (6.0 Lpf)	1,056.75	686.89	10.00	671254139138

24 VAC hardwire system, includes: solenoid operated dual-filtered fixed by-pass diaphragm flushometer with angle stop and vacuum breaker flush connection. Adaptive Optima® EL-1500-L water closet sensor with Override button, chrome plated wall plate(s) with vandal resistant screws – for concealed flushometer for 1-1/2" exposed back spud bowls.

3451100	ROYAL 140 ES-S	2-3/4" – 10-3/4" LDIM 3.5 gpf (13.2 Lpf)	872.40	567.06	12.00	671254138810
3451116	ROYAL 140-1.28 ES-S	2-3/4" – 10-3/4" LDIM 1.28 gpf (4.8 Lpf)	872.40	567.06	11.50	671254390423
3451101	ROYAL 140-1.6 ES-S	2-3/4" – 10-3/4" LDIM 1.6 gpf (6.0 Lpf)	872.40	567.06	12.00	671254138827
3451110	ROYAL 140 ES-S	11-3/4" – 12-3/4" LDIM 3.5 gpf (13.2 Lpf)	1,016.35	660.63	12.00	671254138858
3451111	ROYAL 140-1.6 ES-S	11-3/4" – 12-3/4" LDIM 1.6 gpf (6.0 Lpf)	872.40	567.06	12.00	671254138865

For "L" Dimension longer than 12-3/4", add 5.30 per inch.

24 VAC hardwire system, includes: solenoid operated dual-filtered fixed by-pass diaphragm flushometer with angle stop and vacuum breaker flush connection. Adaptive Optima® EL-1500-L water closet sensor with Override button, chrome plated wall plate(s) with vandal resistant screws – for concealed flushometer for 1-1/2" concealed back spud bowls.

3451600	ROYAL 152 ES-S	2-3/4" – 10-3/4" LDIM 3.5 gpf (13.2 Lpf)	804.10	522.67	11.50	671254138735
3451648	ROYAL 152-1.28 ES-S	2-3/4" – 10-3/4" LDIM 1.28 gpf (4.8 Lpf)	804.10	522.67	11.50	671254343351
3451601	ROYAL 152-1.6 ES-S	2-3/4" – 10-3/4" LDIM 1.6 gpf (6.0 Lpf)	804.10	522.67	11.50	671254138742

For "L" Dimension longer than 12-3/4", add 5.30 per inch.



ROYAL 111 ESS TMO



ROYAL 111 ES-S



ROYAL 140 ES-S

**Contact Your Local Sloan Representative

Pricing subject to change without notice. For most current pricing, refer to online price sheets at www.sloan.com

Code Number	Product Number	Description	List Price	MAPP Price	Est. Wt. (lbs.)	UPC Code
24 VAC hardwire system, includes: solenoid operated dual-filtered fixed by-pass diaphragm flushometer with angle stop and vacuum breaker flush connection. Adaptive Optima® EL-1500-L water closet sensor with Override button, chrome plated wall plate(s) with vandal resistant screws – for concealed flushometer for 1-1/2" exposed top spud bowls.						
3451610	ROYAL 152 ES-S	11-3/4" – 12-3/4" LDIM 3.5 gpf (13.2 Lpf)	804.10	522.67	11.50	671254138773
3451676	ROYAL 152-1.28 ES-S	11-3/4" – 12-3/4" LDIM 1.28 gpf (4.8 Lpf)	804.10	522.67	9.80	671254386549
3451611	ROYAL 152-1.6 ES-S	11-3/4" – 12-3/4" LDIM 1.6 gpf (6.0 Lpf)	804.10	522.67	11.50	671254138780
3451620	ROYAL 153 ES-S	2-3/4" – 10-3/4" LDIM 3.5 gpf (13.2 Lpf)	1,083.80	704.47	12.00	671254138698
3451659	ROYAL 153-1.28 ES-S	2-3/4" – 10-3/4" LDIM 1.28 gpf (4.8 Lpf)	930.20	604.63	12.00	671254386129
3451621	ROYAL 153-1.6 ES-S	2-3/4" – 10-3/4" LDIM 1.6 gpf (6.0 Lpf)	930.20	604.63	12.00	671254138704
3451630	ROYAL 153 ES-S	11-3/4" – 12-3/4" LDIM 3.5 gpf (13.2 Lpf)	1,083.80	704.47	12.00	671254138896
3451631	ROYAL 153-1.6 ES-S	11-3/4" – 12-3/4" LDIM 1.6 gpf (6.0 Lpf)	1,083.80	704.47	12.00	671254138902

For "L" Dimension longer than 12-3/4", add 5.30 per inch.

Sensor-Activated Royal® Water Closet flushometer with Wall Box

24 VAC hardwire system, includes: solenoid operated dual-filtered fixed by-pass diaphragm flushometer with angle stop and vacuum breaker flush connection. Adaptive Optima® EL-1500-L water closet sensor with Override button, 13" x 17" wall plate(s) with stainless steel access plate and vandal resistant screws – for concealed flushometer with wall box for 1-1/2" exposed back spud bowls.

3451102	ROYAL 140-WB ES-S	2-3/4" – 10-3/4" LDIM 3.5 gpf (13.2 Lpf)	1,508.40	980.46	21.50	671254138834
3451115	ROYAL 140-1.28-WB ES-S	2-3/4" – 10-3/4" LDIM 1.28 gpf (4.8 Lpf)	1,294.70	841.56	21.79	671254370906
3451103	ROYAL 140-1.6-WB ES-S	2-3/4" – 10-3/4" LDIM 1.6 gpf (6.0 Lpf)	1,294.70	841.56	21.50	671254138841
3451112	ROYAL 140-WB ES-S	11-3/4" – 12-3/4" LDIM 3.5 gpf (13.2 Lpf)	1,508.40	980.46	21.50	671254138872
3451113	ROYAL 140-1.6-WB ES-S	11-3/4" – 12-3/4" LDIM 1.6 gpf (6.0 Lpf)	1,294.70	841.56	21.50	671254138889

For "L" Dimension longer than 12-3/4", add 5.30 per inch.

24 VAC hardwire system, includes: solenoid operated dual-filtered fixed by-pass diaphragm flushometer with angle stop and vacuum breaker flush connection. Adaptive Optima® EL-1500-L water closet sensor with Override button, 13" x 17" wall plate(s) with stainless steel access plate and vandal resistant screws – for concealed flushometer with wall box for 1-1/2" concealed back spud bowls.

3451602	ROYAL 152-WB ES-S	2-3/4" – 10-3/4" LDIM 3.5 gpf (13.2 Lpf)	1,226.55	797.26	21.00	671254138759
3451649	ROYAL 152-1.28-WB ES-S	2-3/4" – 10-3/4" LDIM 1.28 gpf (4.8 Lpf)	1,226.55	797.26	21.45	671254345652
3451603	ROYAL 152-1.6-WB ES-S	2-3/4" – 10-3/4" LDIM 1.6 gpf (6.0 Lpf)	1,226.55	797.26	21.00	671254138766
3451612	ROYAL 152-WB ES-S	11-3/4" – 12-3/4" LDIM 3.5 gpf (13.2 Lpf)	1,226.55	797.26	21.00	671254138797
3451613	ROYAL 152-1.6-WB ES-S	11-3/4" – 12-3/4" LDIM 1.6 gpf (6.0 Lpf)	1,428.90	928.79	21.00	671254138803

For "L" Dimension longer than 12-3/4", add 5.30 per inch.

24 VAC hardwire system, includes: solenoid operated dual-filtered fixed by-pass diaphragm flushometer with angle stop and vacuum breaker flush connection. Adaptive Optima® EL-1500-L water closet sensor with Override button, 13" x 17" wall plate(s) with stainless steel access plate and vandal resistant screws – for concealed flushometer with wall box for 1-1/2" exposed top spud bowls.

3451622	ROYAL 153-WB ES-S	2-3/4" – 10-3/4" LDIM 3.5 gpf (13.2 Lpf)	1,352.60	879.19	21.50	671254138711
3451654	ROYAL 153-1.28-WB ES-S	2-3/4" – 10-3/4" LDIM 1.28 gpf (4.8 Lpf)	1,352.60	879.19	22.10	671254354562
3451623	ROYAL 153-1.6-WB ES-S	2-3/4" – 10-3/4" LDIM 1.6 gpf (6.0 Lpf)	1,352.60	879.19	21.50	671254138728
3451632	ROYAL 153-WB ES-S	11-3/4" – 12-3/4" LDIM 3.5 gpf (13.2 Lpf)	1,575.85	1,024.30	21.50	671254138919
3451633	ROYAL 153-1.6-WB ES-S	11-3/4" – 12-3/4" LDIM 1.6 gpf (6.0 Lpf)	1,575.85	1,024.30	21.50	671254138926

For "L" Dimension longer than 12-3/4", add 5.30 per inch.



ROYAL 152 ES-S



ROYAL 153 ES-S



ROYAL 152-WB ES-S

**Contact Your Local Sloan Representative

Pricing subject to change without notice. For most current pricing, refer to online price sheets at www.sloan.com

Code Number	Product Number	Description	List Price	MAPP Price	Est. Wt. (lbs.)	UPC Code
-------------	----------------	-------------	------------	------------	-----------------	----------

Sensor-Activated Royal® Water Closet flushometer with Small Wall Box

24 VAC hardwire system, includes: solenoid operated dual-filtered fixed by-pass diaphragm flushometer with angle stop and vacuum breaker flush connection. Adaptive Optima® EL-1500-L water closet sensor with piezo-technology Override button, 13" x 13" stainless steel access plate with vandal resistant screws – for concealed flushometer with Small Wall Box for 1-1/2" concealed back spud bowls.

3451653	ROYAL 152-1.6 ES-S SWB	2-3/4" – 10-3/4" LDIM 1.6 gpf (6.0 Lpf)	1,226.55	797.26	18.00	671254352988
3451658	ROYAL 152-1.28 ES-S SWB	2-3/4" – 10-3/4" LDIM 1.28 gpf (4.8 Lpf)	1,226.55	797.26	18.00	671254376748
3451682	ROYAL 152 ES-S TMO SWB	2-3/4" – 10-3/4" LDIM 3.5 gpf (13.2 Lpf)	1,280.20	832.13	19.00	671254396197
3771621	ROYAL 152-1.1 ESS TMO SWB	2-3/4" – 10-3/4" LDIM 1.1 gpf (4.2 Lpf)	1,314.95	854.72	19.00	671254468863
3451670	ROYAL 152-1.28 ES-S TMO SWB	2-3/4" – 10-3/4" LDIM 1.28 gpf (4.8 Lpf)	1,280.20	832.13	19.00	671254382183
3451671	ROYAL 152-1.6 ES-S TMO SWB	2-3/4" – 10-3/4" LDIM 1.6 gpf (6.0 Lpf)	1,280.20	832.13	17.50	671254382060

Sensor-Activated Royal® Water Closet flushometer with Surface Mount Sensor

24 VAC hardwire system, includes: solenoid operated dual-filtered fixed by-pass diaphragm flushometer with angle stop and vacuum breaker flush connection. Surface Mount water closet sensor with chrome plated die cast housing, piezo-technology Override button and RJ-11 sensor and solenoid connections – for concealed flushometer for 1-1/2" concealed back spud bowls.

3451636	ROYAL 152 ES-SM	2-3/4"-10-3/4" LDIM 3.5 gpf (13.2 Lpf)	1,597.25	1,038.21	11.00	671254270473
3451667	ROYAL 152-1.28 ES-SM	2-3/4" – 10-3/4" LDIM 1.28 gpf (4.8 Lpf)	1,597.25	1,038.21	10.97	671254389519
3451645	ROYAL 152-1.6 ES-SM	2-3/4"-10-3/4" LDIM 1.6 gpf (6.0 Lpf)	1,370.95	891.12	11.00	671254336179
3451500	ROYAL 150 ES-SM	2-3/4" – 10-3/4" LDIM 3.5 gpf (13.2 Lpf)	1,535.10	997.82	11.00	671254265639
3451501	ROYAL 150-1.6 ES-SM	2-3/4" – 10-3/4" LDIM 1.6 gpf (6.0 Lpf)	1,535.10	997.82	11.00	671254265646

Sloan ECOS® Hardwire Dual-Flush Water Closet flushometers

6 VAC hardwire system sensor-activated control module with Smart Sense Technology™ and flex-tube diaphragm flushometer with angle stop, vacuum breaker flush connection, sweat solder kit with cover tube and cast set screw wall flange – supplied less handle opening and with metal cover – for exposed flushometer for 1-1/2" top spud bowls.

3370420	ECOS 111-1.6/1.1 HW	1.6/1.1 gpf (6.0/4.2 Lpf)	892.65	580.22	8.66	671254376021
3370424	ECOS 115-1.6/1.1 HW	1.6/1.1 gpf (6.0/4.2 Lpf)	911.10	592.22	8.66	671254389724

Sensor-Activated Royal® Urinal flushometers with True Mechanical Override

24 VAC hardwire system, includes: solenoid operated dual-filtered fixed by-pass diaphragm flushometer with angle stop and vacuum breaker flush connection. Adaptive Optima® EL-1500 urinal sensor with True Mechanical Override and chrome plated wall plate(s) with vandal resistant screws for exposed flushometer for top spud urinals.

3452643	ROYAL 186-0.125 ES-S TMO	0.125 gpf (0.5 Lpf)	913.10	593.52	8.54	671254380189
3452641	ROYAL 186-0.25 ES-S TMO	0.25 gpf (1.0 Lpf)	913.10	593.52	8.54	671254378247
3452642	ROYAL 186-0.5 ES-S TMO	0.5 gpf (1.9 Lpf)	913.10	593.52	8.54	671254380165
3452640	ROYAL 186-1 ES-S TMO	1.0 gpf (3.8 Lpf)	913.10	593.52	8.54	671254374102
3452430	ROYAL 180-1 ES-S TMO	1.0 gpf (3.8 Lpf)	913.10	593.52	8.54	671254383692
3452435	ROYAL 180-1.5 ES-S TMO	1.5 gpf (5.7 Lpf)	913.10	593.52	8.54	671254382718
34532001	ROYAL 195-1 ESS TMO SBX	1.0 gpf (3.8 Lpf)	980.40	637.26	9.60	671254491915
34532002	ROYAL 195-0.5 ESS TMO SBX	0.5 gpf (1.9 Lpf)	980.40	637.26	9.60	671254527973
34532003	ROYAL 195-0.25 ESS TMO SBX	0.25 gpf (1.0 Lpf)	980.40	637.26	9.60	671254491922
34532004	ROYAL 195-0.125 ESS TMO SBX	0.125 gpf (0.5 Lpf)	980.40	637.26	9.60	671254491939

Sensor-Activated Royal® Urinal flushometers

24 VAC hardwire system, includes: solenoid operated dual-filtered fixed by-pass diaphragm flushometer with angle stop and vacuum breaker flush connection. Adaptive Optima® EL-1500 urinal sensor with chrome plated wall plate(s) with vandal resistant screws – for exposed flushometer for 1-1/4" top spud urinals.

3452447	ROYAL 180 ES-S	3.5 gpf (13.2 Lpf)	859.50	558.68	10.50	671254139145
3452449	ROYAL 180-1.5 ES-S	1.5 gpf (5.7 Lpf)	859.50	558.68	10.50	671254139152
3452473	ROYAL 180-1 ES-S	1.0 gpf (3.8 Lpf)	859.50	558.68	10.50	671254139169



ROYAL 152-SWB ES-S



ROYAL 150 ES-SM



ROYAL 152 ES-SM

**Contact Your Local Sloan Representative

Pricing subject to change without notice. For most current pricing, refer to online price sheets at www.sloan.com

Code Number	Product Number	Description	List Price	MAPP Price	Est. Wt. (lbs.)	UPC Code
24 VAC hardwire system, includes: solenoid operated dual-filtered fixed by-pass diaphragm flushometer with angle stop and vacuum breaker flush connection. Adaptive Optima® EL-1500 urinal sensor with chrome plated wall plate(s) with vandal resistant screws – for exposed flushometer for 3/4" top spud urinals.						
3452630	ROYAL 186-0.125 ES-S	0.125 gpf (0.5 Lpf)	859.50	558.68	10.50	671254349674
3452625	ROYAL 186-0.25 ES-S	0.25 gpf (1.0 Lpf)	859.50	558.68	10.50	671254346505
3452674	ROYAL 186-0.5 ES-S	0.5 gpf (1.9 Lpf)	859.50	558.68	10.50	671254139190
3452673	ROYAL 186-1 ES-S	1.0 gpf (3.8 Lpf)	859.50	558.68	10.50	671254139183
3452647	ROYAL 186 ES-S	1.5 gpf (5.7 Lpf)	859.50	558.68	10.50	671254139176

24 VAC hardwire system, includes: solenoid operated dual-filtered fixed by-pass diaphragm flushometer with angle stop and vacuum breaker flush connection. Adaptive Optima® EL-1500 urinal sensor with chrome plated wall plate(s) with vandal resistant screws for concealed flushometer for 1-1/4" concealed back spud urinals.						
3453000	ROYAL 190 ES-S	2-3/4" – 10-3/4" LDIM 3.5 gpf (13.2 Lpf)	771.45	501.44	11.00	671254138575
3453001	ROYAL 190-1.5 ES-S	2-3/4" – 10-3/4" LDIM 1.5 gpf (5.7 Lpf)	771.45	501.44	11.00	671254138582
3453002	ROYAL 190-1 ES-S	2-3/4" – 10-3/4" LDIM 1.0 gpf (3.8 Lpf)	771.45	501.44	11.00	671254138599
3453010	ROYAL 190 ES-S	11-3/4" – 12-3/4" LDIM 3.5 gpf (13.2 Lpf)	898.75	584.19	11.00	671254138636
3453011	ROYAL 190-1.5 ES-S	11-3/4" – 12-3/4" LDIM 1.5 gpf (5.7 Lpf)	898.75	584.19	11.00	671254138643

24 VAC hardwire system, includes: solenoid operated dual-filtered fixed by-pass diaphragm flushometer with angle stop and vacuum breaker flush connection. Adaptive Optima® EL-1500 urinal sensor with Override button – for concealed flushometer for 1-1/4" exposed top spud urinals.						
3453020	ROYAL 192 ES-S	2-3/4" – 10-3/4" LDIM 3.5 gpf (13.2 Lpf)	1,084.35	704.83	12.00	671254138513
3453021	ROYAL 192-1.5 ES-S	2-3/4" – 10-3/4" LDIM 1.5 gpf (5.7 Lpf)	930.70	604.96	12.00	671254138520
3453022	ROYAL 192-1 ES-S	2-3/4" – 10-3/4" LDIM 1.0 gpf (3.8 Lpf)	1,084.35	704.83	12.00	671254138537
3453030	ROYAL 192 ES-S	11-3/4" – 12-3/4" LDIM 3.5 gpf (13.2 Lpf)	1,084.35	704.83	12.00	671254138933
3453031	ROYAL 192-1.5 ES-S	11-3/4" – 12-3/4" LDIM 1.5 gpf (5.7 Lpf)	1,084.35	704.83	12.00	671254138940
3453032	ROYAL 192-1 ES-S	11-3/4" – 12-3/4" LDIM 1.0 gpf (3.8 Lpf)	1,084.35	704.83	12.00	671254138957

24 VAC hardwire system, includes: solenoid operated dual-filtered fixed by-pass diaphragm flushometer with angle stop and vacuum breaker flush connection. Adaptive Optima® EL-1500 urinal sensor with Override button – for concealed flushometer for 3/4" concealed back spud urinals.						
3453200	ROYAL 195 ES-S	2-3/4" – 10-3/4" LDIM 1.5 gpf (5.7 Lpf)	771.45	501.44	11.00	671254138391
3453201	ROYAL 195-1 ES-S	2-3/4" – 10-3/4" LDIM 1.0 gpf (3.8 Lpf)	771.45	501.44	11.00	671254138407
3453202	ROYAL 195-0.5 ES-S	2-3/4" – 10-3/4" LDIM 0.5 gpf (1.9 Lpf)	771.45	501.44	11.00	671254138414
3453266	ROYAL 195-0.25 ES-S	2-3/4" – 10-3/4" LDIM 0.25 gpf (1.0 Lpf)	771.45	501.44	8.90	671254373617
3453265	ROYAL 195-0.125 ES-S	2-3/4" – 10-3/4" LDIM 0.125 gpf (0.5 Lpf)	771.45	501.44	8.90	671254373594
3453210	ROYAL 195 ES-S	11-3/4" – 12-3/4" LDIM 1.5 gpf (5.7 Lpf)	898.75	584.19	11.00	671254138452
3453211	ROYAL 195-1 ES-S	11-3/4" – 12-3/4" LDIM 1.0 gpf (3.8 Lpf)	898.75	584.19	11.00	671254138469
3453212	ROYAL 195-0.5 ES-S	11-3/4" – 12-3/4" LDIM 0.5 gpf (1.9 Lpf)	771.45	501.44	11.00	671254138476
34532006	ROYAL 195-0.5 ES-S	15-3/4" – 16-3/4" LDIM 0.5 gpf (1.9 Lpf)	859.85	558.90	11.00	671254156356

24 VAC hardwire system, includes: solenoid operated dual-filtered fixed by-pass diaphragm flushometer with angle stop and vacuum breaker flush connection. Adaptive Optima® EL-1500 urinal sensor with Override button – for concealed flushometer for 3/4" exposed top spud urinals.						
3453221	ROYAL 197-1 ES-S	2-3/4" – 10-3/4" LDIM 1.0 gpf (3.8 Lpf)	1,084.35	704.83	12.00	671254139008
3453222	ROYAL 197-0.5 ES-S	2-3/4" – 10-3/4" LDIM 0.5 gpf (1.9 Lpf)	930.70	604.96	12.00	671254139015
3453292	ROYAL 197-0.125 ES-S	2-3/4" – 10-3/4" LDIM 0.125 gpf (0.5 Lpf)	930.70	604.96	12.00	671254487116
3453220	ROYAL 197 ES-S	2-3/4" – 10-3/4" LDIM 1.5 gpf (5.7 Lpf)	1,084.35	704.83	12.00	671254138995
3453230	ROYAL 197 ES-S	11-3/4" – 12-3/4" LDIM 1.5 gpf (5.7 Lpf)	1,084.35	704.83	12.00	671254139053
3453231	ROYAL 197-1 ES-S	11-3/4" – 12-3/4" LDIM 1.0 gpf (3.8 Lpf)	1,084.35	704.83	12.00	671254139060
3453232	ROYAL 197-0.5 ES-S	11-3/4" – 12-3/4" LDIM 0.5 gpf (1.9 Lpf)	1,084.35	704.83	12.00	671254139077

For "L" Dimension longer than 12-3/4", add 5.30 per inch.



ROYAL 180 ES-S



ROYAL 186 ES-S



ROYAL 190 ES-S



ROYAL 192 ES-S

**Contact Your Local Sloan Representative

Pricing subject to change without notice. For most current pricing, refer to online price sheets at www.sloan.com

Code Number	Product Number	Description	List Price	MAPP Price	Est. Wt. (lbs.)	UPC Code
-------------	----------------	-------------	------------	------------	-----------------	----------

Sensor-Activated Royal® Urinal flushometers with Wall Box

24 VAC hardwire system. Includes: solenoid operated dual-filtered fixed by-pass diaphragm flushometer with angle stop and vacuum Breaker Flush connection. Adaptive Optima® EL-1500 urinal sensor with 13" x 17" wall plate(s) with stainless steel access plate and vandal resistant Screws – for concealed flushometer with Wall Box for 1-1/4" concealed back spud urinals.

3453003	ROYAL 190-WB ES-S	2-3/4" – 10-3/4" LDIM 3.5 gpf (13.2 Lpf)	1,390.90	904.09	20.50	671254138605
3453004	ROYAL 190-1.5-WB ES-S	2-3/4" – 10-3/4" LDIM 1.5 gpf (5.7 Lpf)	1,193.80	775.97	20.50	671254138612
3453005	ROYAL 190-1-WB ES-S	2-3/4" – 10-3/4" LDIM 1.0 gpf (3.8 Lpf)	1,390.90	904.09	20.50	671254138629
3453013	ROYAL 190-WB ES-S	11-3/4" – 12-3/4" LDIM 3.5 gpf (13.2 Lpf)	1,390.90	904.09	20.50	671254138667
3453014	ROYAL 190-1.5-WB ES-S	11-3/4" – 12-3/4" LDIM 1.5 gpf (5.7 Lpf)	1,390.90	904.09	20.50	671254138674
3453015	ROYAL 190-1-WB ES-S	11-3/4" – 12-3/4" LDIM 1.0 gpf (3.8 Lpf)	1,193.80	775.97	20.50	671254138681

24 VAC hardwire system, includes: solenoid operated dual-filtered by-pass diaphragm flushometer with angle stop and vacuum breaker flush connection. Adaptive Optima® EL-1500 urinal sensor with 13" x 17" wall plate(s) with stainless steel access plate and vandal resistant screws – for concealed flushometer with Wall Box for 1-1/4" exposed top spud urinals.

3453023	ROYAL 192-WB ES-S	2-3/4" – 10-3/4" LDIM 3.5 gpf (13.2 Lpf)	1,576.45	1,024.69	21.50	671254138544
3453024	ROYAL 192-1.5-WB ES-S	2-3/4" – 10-3/4" LDIM 1.5 gpf (5.7 Lpf)	1,576.45	1,024.69	21.50	671254138551
3453025	ROYAL 192-1-WB ES-S	2-3/4" – 10-3/4" LDIM 1.0 gpf (3.8 Lpf)	1,353.10	879.52	21.50	671254138568
3453033	ROYAL 192-WB ES-S	11-3/4" – 12-3/4" LDIM 3.5 gpf (13.2 Lpf)	1,576.45	1,024.69	21.50	671254138964
3453034	ROYAL 192-1.5-WB ES-S	11-3/4" – 12-3/4" LDIM 1.5 gpf (5.7 Lpf)	1,576.45	1,024.69	21.50	671254138971
3453035	ROYAL 192-1-WB ES-S	11-3/4" – 12-3/4" LDIM 1.0 gpf (3.8 Lpf)	1,576.45	1,024.69	21.50	671254138988

24 VAC hardwire system, includes: solenoid operated dual-filtered by-pass diaphragm flushometer with angle stop and vacuum breaker flush connection. Adaptive Optima® EL-1500 urinal sensor with 13" x 17" wall plate(s) with stainless steel access plate and vandal resistant screws – for concealed flushometer with Wall Box for 3/4" concealed back spud urinals.

3453203	ROYAL 195-WB ES-S	2-3/4" – 10-3/4" LDIM 1.5 gpf (5.7 Lpf)	1,390.90	904.09	20.50	671254138421
3453204	ROYAL 195-1-WB ES-S	2-3/4" – 10-3/4" LDIM 1.0 gpf (3.8 Lpf)	1,193.80	775.97	20.50	671254138438
3453205	ROYAL 195-0.5-WB ES-S	2-3/4" – 10-3/4" LDIM 0.5 gpf (1.9 Lpf)	1,193.80	775.97	20.50	671254138445
3453290	ROYAL 195-0.125-WB ES-S	2-3/4" – 10-3/4" LDIM 0.125 gpf (0.5 Lpf)	1,193.80	775.97	20.46	671254382619
3453213	ROYAL 195-WB ES-S	11-3/4" – 12-3/4" LDIM 1.5 gpf (5.7 Lpf)	1,390.90	904.09	20.50	671254138483
3453214	ROYAL 195-1-WB ES-S	11-3/4" – 12-3/4" LDIM 1.0 gpf (3.8 Lpf)	1,193.80	775.97	20.50	671254138490
3453215	ROYAL 195-0.5-WB ES-S	11-3/4" – 12-3/4" LDIM 0.5 gpf (1.9 Lpf)	1,193.80	775.97	20.50	671254138506

For "L" Dimension longer than 12-3/4", add 5.30 per inch.

24 VAC hardwire system, includes: solenoid operated dual-filtered fixed by-pass diaphragm flushometer with angle stop and vacuum breaker flush connection. Adaptive Optima® EL-1500 urinal sensor with Override button – for concealed flushometer for 3/4" exposed top spud urinals.

3453233	ROYAL 197-WB ES-S	11-3/4" – 12-3/4" LDIM 1.5 gpf (5.7 Lpf)	1,576.45	1,024.69	21.50	671254139084
3453234	ROYAL 197-1-WB ES-S	11-3/4" – 12-3/4" LDIM 1.0 gpf (3.8 Lpf)	1,576.45	1,024.69	21.50	671254139091
3453235	ROYAL 197-0.5-WB ES-S	11-3/4" – 12-3/4" LDIM 0.5 gpf (1.9 Lpf)	1,353.10	879.52	21.50	671254139107
3453223	ROYAL 197-WB ES-S	2-3/4" – 10-3/4" LDIM 1.5 gpf (5.7 Lpf)	1,576.45	1,024.69	21.50	671254139022
3453224	ROYAL 197-1-WB ES-S	2-3/4" – 10-3/4" LDIM 1.0 gpf (3.8 Lpf)	1,353.10	879.52	21.50	671254139039
3453225	ROYAL 197-0.5-WB ES-S	2-3/4" – 10-3/4" LDIM 0.5 gpf (1.9 Lpf)	1,353.10	879.52	21.50	671254139046

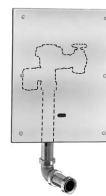
For "L" Dimension longer than 12-3/4", add 5.30 per inch.



ROYAL 195 ES-S



ROYAL 197 ES-S



ROYAL 190-WB ES-S



ROYAL 192-WB ES-S

**Contact Your Local Sloan Representative

Pricing subject to change without notice. For most current pricing, refer to online price sheets at www.sloan.com

Code Number	Product Number	Description	List Price	MAPP Price	Est. Wt. (lbs.)	UPC Code
24 VAC hardwire system, includes: solenoid operated dual-filtered fixed by-pass diaphragm flushometer with angle stop and vacuum breaker flush connection. Adaptive Optima® EL-1500 urinal sensor with piezo-technology override button, 13" x 13" stainless steel access plate with vandal resistant screws – concealed flushometer with Small Wall Box for 3/4" concealed back spud urinals.						
3453254	ROYAL 195-1.0-SWB ES-S OR	2-3/4" – 10-3/4" LDIM 1.0 gpf (3.8 Lpf)	1,428.90	928.79	18.00	671254352995
3453255	ROYAL 195-0.5-SWB ES-S OR	2-3/4" – 10-3/4" LDIM 0.5 gpf (1.9 Lpf)	1,226.55	797.26	17.08	671254378612
3453262	ROYAL 195-0.25-SWB ES-S OR	2-3/4" – 10-3/4" LDIM 0.25 gpf (1.0 Lpf)	1,226.55	797.26	17.08	671254401716

Sensor-Activated Royal® Urinal flushometer with Surface Mount Sensor

24 VAC hardwire system, includes: solenoid operated dual-filtered fixed by-pass diaphragm flushometer with angle stop and vacuum breaker flush connection. Surface mount water closet sensor with chrome plated die cast housing and RJ-11 sensor and solenoid connections – concealed flushometer for 3/4" concealed back spud urinals.

3453043	ROYAL 190 ES-SM	2-3/4"-10-3/4" LDIM 3.5 gpf (13.2 Lpf)	1,320.35	858.23	11.00	671254310650
3453050	ROYAL 194 ES-SM	2-3/4"-10-3/4" LDIM 1.5 gpf (5.7 Lpf)	1,295.45	842.04	11.00	671254265301
3453051	ROYAL 194-1 ES-SM	2-3/4"-10-3/4" LDIM 1.0 gpf (3.8 Lpf)	1,295.45	842.04	11.00	671254265714
3453052	ROYAL 194-0.5 ES-SM	2-3/4"-10-3/4" LDIM 0.5 gpf (1.9 Lpf)	1,112.00	722.80	11.00	671254265721
3453229	ROYAL 195 ES-SM	2-3/4"-10-3/4" LDIM 1.5 gpf (5.7 Lpf)	1,466.15	953.00	11.00	671254270480
3453244	ROYAL 195-1 ES-SM	2-3/4"-10-3/4" LDIM 1.0 gpf (3.8 Lpf)	1,466.15	953.00	11.00	671254334946
3453243	ROYAL 195-0.5 ES-SM	2-3/4"-10-3/4" LDIM 0.5 gpf (1.9 Lpf)	1,258.30	817.90	11.00	671254327351
3453268	ROYAL 195-0.125 ES-SM	2-3/4" – 10-3/4" LDIM 0.125 gpf (0.5 Lpf)	1,466.15	953.00	10.008	671254389526

Sloan ECOS® Hardwire Sensor-Activated Urinal flushometers

6 VAC hardwire system sensor-activated control module with Smart Sense Technology™ and flex-tube diaphragm flushometer with angle stop, vacuum breaker flush connection, sweat solder kit with cover tube and cast set screw wall flange – supplied less handle opening and with metal cover – exposed flushometer for 3/4" top spud urinals. Sloan ECOS® 186-0.125 and ECOS 186-0.25 are supplied with pressure compensating cartridge in lieu of flex-tube diaphragm.

3370443	ECOS 186-1.0 HW	1.0 gpf (3.8 Lpf)	892.65	580.22	8.62	671254396807
3370441	ECOS 186-0.5 HW	0.5 gpf (1.9 Lpf)	892.65	580.22	8.62	671254385566
3370442	ECOS 186-0.25 HW	0.25 gpf (1.0 Lpf)	892.65	580.22	8.62	671254391963
3370440	ECOS 186-0.125 HW	0.125 gpf (0.5 Lpf)	892.65	580.22	8.62	671254383197

Sensor-Activated Royal® Bedpan Washer flushometers


24 VAC hardwire system, includes: solenoid operated dual-filtered fixed by-pass diaphragm flushometer with angle stop and vacuum breaker flush connection. Adaptive Optima® EL-1500-L water closet sensor with override button, chrome plated wall plate(s) with vandal resistant screws – exposed flushometer for 1-1/2" top spud bowls.

3019747	ROYAL BPW-1000 ES-S	3.5 gpf (13.2 Lpf)	1,673.80	1,087.97	16.54	671254202511
3919721	ROYAL BPW-1000-1.6 ES-S	1.6 gpf (6.0 Lpf)	1,741.25	1,131.81	16.54	671254124370
3459603	ROYAL BPW-1100 ES-S	3.5 gpf (13.2 Lpf)	1,581.95	1,028.27	13.81	671254334168
3459601	ROYAL BPW-1100-1.6 ES-S	1.6 gpf (6.0 Lpf)	1,581.95	1,028.27	14.50	671254203860
3459600	ROYAL BPW-1150-1.6 ES-S	1.6 gpf (6.0 Lpf)	1,407.10	914.62	15.00	671254203853
3459604	ROYAL BPW-1150-1.28 ESS	1.28 gpf (4.8 Lpf)	1,407.10	914.62	16.63	671254464087
3459610	ROYAL BPW-1150-1.6 ESS TMO	1.6 gpf (6.0 Lpf)	1,462.40	950.56	16.70	671254399334
3459620	ROYAL BPW-1150-1.28 ESS TMO	1.28 gpf (4.8 Lpf)	1,462.40	950.56	16.70	671254493490

Sloan ECOS® Bedpan Washer Dual-Flush Flushometer

Exposed, battery-powered sensor-activated Sloan ECOS® electronic dual-flush model bedpan washers – includes infrared sensor with multiple-focused, lobular sensing fields for high- and low-target detection.

3370404	ECOS BPW-8150-1.6/1.1	1.6/1.1 gpf (6.0/4.2 Lpf)	1,272.40	827.06	13.40	671254344174
3370407	ECOS BPW-8100-1.6/1.1	1.6/1.1 gpf (6.0/4.2 Lpf)	1,265.85	822.80	13.40	671254348431
3370459	ECOS BPW-8100-1.6 /1.1 HW	1.6/1.1 gpf (6.0/4.2 Lpf)	1,265.85	822.80	13.40	671254503984



ROYAL 195-WB ES-S



ROYAL 197-WB ES-S



ROYAL 194 ES-SM



ROYAL BPW-1150-1.6 ES-S

**Contact Your Local Sloan Representative

Pricing subject to change without notice. For most current pricing, refer to online price sheets at www.sloan.com

Code Number	Product Number	Description	List Price	MAPP Price	Est. Wt. (lbs.)	UPC Code
Optima Plus® DFSM/SFSM						
Battery-powered units convert manual into sensor-activated flushometers with True Mechanical Override. Dual-flush model provides up to 31% water savings per flush.						
3325500	EBV-500-A	SFSM - Single Flush Side-Mount Retrofit Kit for Water Closets and Urinals	366.85	171.99	2.80	671254400139
3325501	EBV-550-A	DFSM - Dual-Flush Side-Mount Retrofit Kit for Water Closets	421.80	274.17	2.80	671254400122
DFSM/SFSM Hardwired						
Exposed, hardwired units convert manual into sensor-activated flushometers with True Mechanical Override. Dual-flush model provides up to 31% water savings per flush.						
3345100	EL-700-A	SFSM Single Flush side mount Hardwired retrofit kit	421.80	274.17	2.80	671254413344
3345101	EL-750-A	DFSM Dual Flush side mount Hardwired retrofit kit	484.95	315.22	2.80	671254413351
SMOOTH® Retrofit Kits						
Sensor-activated, battery-powered or hardwired retrofit kit, easily converts manual flushometers into water-saving electronics.						
3325201	EBV-200-A	Side-Mount-Operator-Over-The-Handle Retrofit Kit for Water Closets and Urinals	405.85	263.80	5.00	671254316027
3305201	EL-600-A	SMOOTH® Hardwire Retrofit Kit for Water Closets and Urinals	467.70	304.01	2.40	671254333819
Side Mount Operators						
Easily converts your manual flushometer to modern water-saving electronics. Includes: Courtesy Flush® button, audio signal when batteries need replacement, comes with Metal cover (M).						
0325105	EBV-89A-M	Side Mount Operator for Water Closets and Urinals – Metal Cover	421.65	210.83	2.80	671254243934
SOLIS® Water Closet flushometers						
Exposed, solar-powered sensor-activated SOLIS® flushometer with angle stop, vacuum breaker flush connection, sweat solder kit with cover tube and cast set screw wall flange – supplied less handle opening and with metal cover. Includes infrared sensor with multiple-focused, lobular sensing fields for high- and low-target detection, (4) "AA" battery backup power source – for exposed flushometer with 1-1/2" top spud bowls.						
3370003	SOLIS 8110	3.5 gpf (13.2 Lpf)	856.80	556.92	8.64	671254357853
3370001	SOLIS 8111-1.6	1.6 gpf (6.0 Lpf)	856.80	556.92	8.90	671254349728
33700001	SOLIS 8111-1.6 BT	1.6 gpf (6.0 Lpf)	899.80	584.87	8.90	671254498358
3370002	SOLIS 8111- 1.28	1.28 gpf (4.8 Lpf)	856.80	556.92	8.90	671254349414
33700002	SOLIS 8111-1.28 BT	1.28 gpf (4.8 Lpf)	899.80	584.87	8.90	671254349414
3370085	SOLIS 8111-1.1	1.1 gpf (4.2 Lpf)	856.80	556.92	8.90	671254425446
33700003	SOLIS 8111-1.1 BT	1.1 gpf (4.2 Lpf)	899.80	584.87	8.90	671254498433
3370023	SOLIS 8113- 1.28	1.28 gpf (4.8 Lpf)	865.15	562.35	8.64	671254386891
3370045	SOLIS 8113- 1.6	1.6 gpf (6.0 Lpf)	865.15	562.35	8.90	671254387553
3370024	SOLIS 8115-1.28	1.28 gpf (4.8 Lpf)	875.15	568.85	8.64	671254389984
3370046	SOLIS 8116-1.28	1.28 gpf (4.8 Lpf)	923.60	600.34	8.64	671254403895
3370078	SOLIS 8116-1.6	1.6 gpf (6.0 Lpf)	923.60	600.34	8.64	671254437159
3370000	SOLIS DF 8111-1.6/1.1	1.6/1.1 gpf (6.0/4.2 Lpf)	856.80	556.92	8.90	671254349735
33700004	SOLIS DF 8111-1.6/1.1 BT	1.6/1.1 gpf (6.0/4.2 Lpf)	899.80	584.87	8.90	671254498471
3370009	SOLIS DF 8113-1.6/1.1	1.6/1.1 gpf (6.0/4.2 Lpf)	865.15	562.35	8.84	671254354548
3370013	SOLIS DF 8115-1.6/1.1	1.6/1.1 gpf (6.0/4.2 Lpf)	875.15	568.85	8.84	671254375208



SOLIS 8152 SWB



EBV-200-A



EBV-550-A



SOLIS DF 8111

**Contact Your Local Sloan Representative

Pricing subject to change without notice. For most current pricing, refer to online price sheets at www.sloan.com

Code Number	Product Number	Description	List Price	MAPP Price	Est. Wt. (lbs.)	UPC Code
-------------	----------------	-------------	------------	------------	-----------------	----------

SOLIS® Urinal flushometers

Exposed, solar-powered, sensor-activated SOLIS® flushometer with angle stop, vacuum breaker flush connection, sweat solder kit with cover tube and cast set screw wall flange – supplied less handle opening and with metal cover. Includes infrared sensor with multiple-focused, lobular sensing fields for high and low target detection, (4) “AA” battery backup power source – for exposed flushometer with 3/4” top spud urinals. SOLIS 8186-0.25 and SOLIS 8186-0.125 are supplied with pressure compensating cartridge in lieu of flex-tube diaphragm.

3370007	SOLIS 8186	1.5 gpf (5.7 Lpf)	856.80	556.92	8.90	671254357426
3370004	SOLIS 8186-0.5	0.5 gpf (1.9 Lpf)	856.80	556.92	8.90	671254350397
33700007	SOLIS 8186-0.5 BT	0.5 gpf (1.9 Lpf)	899.80	584.87	8.90	671254498594
3370005	SOLIS 8186-0.25	0.25 gpf (1.0 Lpf)	856.80	556.92	8.90	671254350311
33700006	SOLIS 8186-0.25 BT	0.25 gpf (1.0 Lpf)	899.80	584.87	8.90	671254498556
3370010	SOLIS 8186-0.125	0.125 gpf (0.5 Lpf)	856.80	556.92	8.90	671254370340
33700005	SOLIS 8186-0.125 BT	0.125 gpf (0.5 Lpf)	899.80	584.87	8.90	671254498518
3370006	SOLIS 8186-1	1.0 gpf (3.8 Lpf)	856.80	556.92	8.31	671254349742
33700008	SOLIS 8186-1 BT	1.0 gpf (3.8 Lpf)	899.80	584.87	8.31	671254498631

Concealed SOLIS® Water Closet flushometer with Small Wall Box

Solar-powered, sensor-activated SOLIS® flushometer with angle stop, vacuum breaker flush connection. Includes infrared sensor with multiple-focused, lobular sensing fields for high and low target detection, (4) “AA” battery backup power source, true mechanical override, 13” x 13” stainless steel access plate with vandal resistant screws – for concealed flushometer with small wall box for 1-1/2” concealed back spud bowls.

3370060	SOLIS 8152-1.28-SWB	2-3/4” – 10-3/4” LDIM 1.28 gpf (4.8 Lpf)	1,508.50	980.53	19.55	671254397118
3370061	SOLIS 8152-1.6-SWB	2-3/4” – 10-3/4” LDIM 1.6 gpf (6.0 Lpf)	1,508.50	980.53	19.55	671254395985

Concealed SOLIS® Urinal flushometer with Small Wall Box

Solar-powered, sensor-activated SOLIS® flushometer with angle stop, vacuum breaker flush connection. Includes infrared sensor with multiple-focused, lobular sensing fields for high and low target detection, (4) “AA” battery backup power source, true mechanical override, 13” x 13” stainless steel access plate with vandal resistant screws – for concealed flushometer with small wall box for 3/4” concealed back spud urinals.

3370062	SOLIS 8195-0.5-SWB OR	2-3/4” – 10-3/4” LDIM 0.5 gpf (1.9 Lpf)	1,508.50	980.53	19.55	671254397002
3370063	SOLIS 8195-1.0-SWB OR	2-3/4” – 10-3/4” LDIM 1.0 gpf (3.8 Lpf)	1,508.50	980.53	19.55	671254397491

Sloan ECOS® Battery-Powered Water Closet flushometers

Exposed, battery-powered, sensor-activated Sloan ECOS® control module with Smart Sense Technology™ and flex-tube diaphragm flushometer with angle stop, vacuum breaker flush connection, sweat solder kit with cover tube and cast set screw wall flange – supplied less handle opening and with metal cover – for 1-1/2” top spud water closets.

3370400	ECOS 8111-1.6/1.1	1.6/1.1 gpf (6.0/4.2 Lpf)	833.40	541.71	8.70	671254341661
33704018	ECOS 8111-1.6/1.1 BT	1.6/1.1 gpf (6.0/4.2 Lpf)	874.30	568.30	8.32	671254544550
3370448	ECOS 8111-1.28	1.28 gpf (4.8 Lpf)	782.50	508.63	8.70	671254400153
33704033	ECOS 8111-1.28	1.28 gpf (4.8 Lpf)	823.30	535.15	8.70	671254545458
33704001	ECOS 8111 1.28/1.1	1.28/1.1 gpf (4.8/4.2 Lpf)	833.40	541.71	8.70	671254506091
33704024	ECOS 8111 1.28/1.1 BT	1.28/1.1 gpf (4.8/4.2 Lpf)	874.30	568.30	8.32	671254544802
3370460	ECOS 8111-1.1	1.1 gpf (4.2 Lpf)	782.50	508.63	8.70	671254424364
33704038	ECOS 8111-1.1 BT	1.1 gpf (4.2 Lpf)	823.30	535.15	8.70	671254545700
3370403	ECOS 8113-1.6/1.1	1.6/1.1 gpf (6.0/4.2 Lpf)	840.35	546.23	8.90	671254343580
3370402	ECOS 8115-1.6/1.1	1.6/1.1 gpf (6.0/4.2 Lpf)	875.15	568.85	9.10	671254342811
3370410	ECOS 8116-1.6/1.1	1.6/1.1 gpf (6.0/4.2 Lpf)	892.40	580.06	9.18	671254372757



SOLIS 8186



SLOAN ECOS 8111

**Contact Your Local Sloan Representative

Pricing subject to change without notice. For most current pricing, refer to online price sheets at www.sloan.com

Code Number	Product Number	Description	List Price	MAPP Price	Est. Wt. (lbs.)	UPC Code
-------------	----------------	-------------	------------	------------	-----------------	----------

Sloan ECOS® Battery-Powered Sensor-Activated Urinal flushometers

Exposed, battery-powered, sensor-activated Sloan ECOS® control module with Smart Sense Technology™ deferred flush protocol and flex-tube diaphragm flushometer with angle stop, vacuum breaker flush connection, sweat solder kit with cover tube and cast set screw wall flange – supplied less handle opening and with metal cover – for 3/4" top spud Bowls. ECOS 8186-0.125 and 8186-0.25 are supplied with pressure compensating cartridge in lieu of flex-tube diaphragm.

3370425	ECOS 8186-0.125 Less OR	0.125 gpf (0.5 Lpf)	782.50	508.63	8.62	671254388505
3370431	ECOS 8186-0.5 Less OR	0.5 gpf (1.9 Lpf)	782.50	508.63	8.62	671254373174
3250325	ECOS 8186-0.125 With OR	0.125 gpf (0.5 Lpf)	782.50	508.63	8.62	671254370616
33704007	ECOS 8186-0.125 BT W/ OR	0.125 gpf (0.5 Lpf)	823.30	535.15	8.63	671254546851
3250290	ECOS 8186-0.25 With OR	0.25 gpf (1.0 Lpf)	782.50	508.63	8.64	671254343054
33704013	ECOS 8186-0.25 BT With OR	0.25 gpf (1.0 Lpf)	823.30	535.15	8.65	—
3370430	ECOS 8186-0.5 With OR	0.5 gpf (1.9 Lpf)	782.50	508.63	8.66	671254373167
33704002	ECOS 8186-0.5 BT With OR	0.5 gpf (1.9 Lpf)	823.30	535.15	8.67	671254546356
3370435	ECOS 8186-1.0 With OR	1.0 gpf (3.8 Lpf)	782.50	508.63	8.62	671254378223

G2 Optima Plus® Battery-Powered Sensor-Activated Water Closet flushometers

Battery-powered, sensor-activated control module and flex-tube diaphragm flushometer with angle stop, vacuum breaker flush connection, sweat solder kit with cover tube and cast set screw wall flange – for exposed flushometer for 1-1/2" top spud bowls.

3250404	G2 8110	Optima Plus® 3.5 gpf (13.2 Lpf)	821.50	533.98	8.40	671254266810
3250289	G2 8111-1.28	Optima Plus® 1.28 gpf (4.8 Lpf)	821.50	533.98	8.90	671254342460
32503024	G2 8111-1.28 BT	Optima Plus® 1.28 gpf (4.8 Lpf)	862.40	560.56	8.91	671254549692
3250400	G2 8111	Optima Plus® 1.6 gpf (6.0 Lpf)	821.50	533.98	8.92	671254266094
32503020	G2 8111 BT	Optima Plus® 1.6 gpf (6.0 Lpf)	862.40	560.56	8.93	671254549449
3250422	G2 8113	Optima Plus® 3.5 gpf (13.2 Lpf)	828.70	538.66	9.30	671254266834
3250421	G2 8113-1.6	Optima Plus® 1.6 gpf (6.0 Lpf)	828.70	538.66	9.30	671254266841
3250340	G2 8113-1.28	Optima Plus® 1.28 gpf (4.8 Lpf)	828.70	538.66	9.03	671254383616
3250441	G2 8114-1.6	Optima Plus® 1.6 gpf (6.0 Lpf)	1,015.40	660.01	8.40	671254270763
3250415	G2 8115	Optima Plus® 3.5 gpf (13.2 Lpf)	839.15	545.45	9.07	671254266568
3250423	G2 8115-1.6	Optima Plus® 1.6 gpf (6.0 Lpf)	839.15	545.45	10.10	671254266858
3250295	G2 8115-1.28	Optima Plus® 1.28 gpf (4.8 Lpf)	839.15	545.45	10.10	671254352544
3250345	G2 8116-1.28	Optima Plus® 1.28 gpf (4.8 Lpf)	843.45	548.24	9.34	671254384217
3250407	G2 8116-1.6	Optima Plus® 1.6 gpf (6.0 Lpf)	843.45	548.24	10.10	671254266872
3250413	G2 8116	Optima Plus® 3.5 gpf (13.2 Lpf)	843.45	548.24	10.10	671254266865



ECOS 8186



G2 8111



G2 8180



G2 8186

**Contact Your Local Sloan Representative

Pricing subject to change without notice. For most current pricing, refer to online price sheets at www.sloan.com

Code Number	Product Number	Description	List Price	MAPP Price	Est. Wt. (lbs.)	UPC Code
-------------	----------------	-------------	------------	------------	-----------------	----------

G2 Optima Plus® Battery-Powered Sensor-Activated Urinal flushometers

Battery-powered, sensor-activated control module and flex-tube diaphragm flushometer with angle stop, vacuum breaker flush connection, sweat solder kit with cover tube and cast set screw wall flange – for exposed flushometer for 1-1/4" top urinals.

3250406	G2 8180-1	Optima Plus® 1.0 gpf (3.8 Lpf)	821.50	533.98	8.20	671254266902
3250408	G2 8180	Optima Plus® 3.5 gpf (13.2 Lpf)	821.50	533.98	8.20	671254266889
3250409	G2 8180-1.5	Optima Plus® 1.5 gpf (5.7 Lpf)	821.50	533.98	8.20	671254266896
3250401	G2 8186-1	Optima Plus® 1.0 gpf (3.8 Lpf)	821.50	533.98	8.80	671254266100
32503006	G2 8186-1 BT	Optima Plus® 1.0 gpf (3.8 Lpf)	862.40	560.56	8.81	671254548145
3250403	G2 8186	Optima Plus® 1.5 gpf (5.7 Lpf)	821.50	533.98	8.82	671254266827
3250424	G2 8186-0.5	Optima Plus® 0.5 gpf (1.9 Lpf)	821.50	533.98	8.83	671254266919
32503012	G2 8186-0.5 BT	Optima Plus® 0.5 gpf (1.9 Lpf)	862.40	560.56	8.84	671254548398

Royal® SFSM for Reclaimed Water

Sensor-activated flushometer with True Mechanical Override designed for reclaimed water.

3010081	Royal 111-1.28 RW SFSM	1.28 gpf/4.8 Lpf for reclaimed water	693.50	450.78	6.83	671254428423
34500002	Royal 111-1.28 RW SFSM HW	1.28 gpf/4.8 Lpf for reclaimed water (hardwired)	703.50	457.28	6.83	671254570849
3012673	Royal 186-0.5 RW SFSM	0.5 gpf/1.9 Lpf For Urinals for reclaimed water	638.55	415.06	6.83	671254428430
3012674	Royal 186-0.25 RW SFSM	0.25 gpf/1.0 Lpf For Urinals for reclaimed water	638.55	415.06	6.83	671254428447
3012675	Royal 186-0.125 RW SFSM	0.125 gpf/0.5 Lpf For Urinals for reclaimed water	638.55	415.06	6.83	671254428454
34526001	Royal 186-0.125 RW SFSM HW	0.125 gpf/0.5 Lpf For Urinals for reclaimed water (hardwired)	693.50	450.78	6.83	671254570894

Royal® Optima Plus® DFSM/SFSM Water Closet flushometers

Battery-powered, sensor-activated flushometers with True Mechanical Override. Dual-flush model provides up to 31% water savings per flush.

3910275	Royal 111-1.6 SFSM	1.6 gpf/6.0 Lpf	612.90	398.39	6.83	671254412637
3910276	Royal 111-1.28 SFSM	1.28 gpf/4.8 Lpf	612.90	398.39	6.83	671254412644
3910285	Royal 111-1.6/1.1 DFSM	1.6/1.1 gpf- 6.0/4.2 Lpf	667.85	434.10	6.83	671254412613

Royal® Optima Plus® SFSM Urinal flushometers

Battery-powered, sensor-activated flushometers with True Mechanical Override.

3912745	Royal 186-1.0 SFSM	1.0 gpf/3.8 Lpf For Urinals	612.90	398.39	6.83	671254412712
3912746	Royal 186-0.5 SFSM	0.5 gpf/1.9 Lpf For Urinals	612.90	398.39	6.83	671254412729
3912747	Royal 186-0.25 SFSM	0.25 gpf/1.0 Lpf For Urinals	612.90	398.39	6.83	671254412736
3912748	Royal 186-0.125 SFSM	0.125 gpf/0.5 Lpf For Urinals	612.90	398.39	6.83	671254412743

Royal® DFSM/SFSM Hardwired Water Closet flushometers

Hardwired, sensor-activated flushometers with True Mechanical Override.

3910286	ROYAL 111-1.6/1.1 DFSM HW	1.6/1.1 DF Hardwired	667.85	434.10	6.83	671254417847
3910287	ROYAL 111-1.6 SFSM HW	1.6 gpf Hardwired	667.85	434.10	6.83	671254417830
3910288	ROYAL 111-1.28 SFSM HW	1.28 gpf Hardwired	667.85	434.10	6.83	671254417977



ROYAL 111 SMOOTH



ROYAL 180 SMOOTH



G2 RESS-U

**Contact Your Local Sloan Representative

Pricing subject to change without notice. For most current pricing, refer to online price sheets at www.sloan.com

Code Number	Product Number	Description	List Price	MAPP Price	Est. Wt. (lbs.)	UPC Code
Royal® SFSM Hardwired Urinal flushometers						
Hardwired, sensor-activated flushometers with True Mechanical Override.						
3912750	ROYAL 186-1 SFSM HW	1.0 gpf Hardwired	667.85	434.10	6.83	671254417854
3912751	ROYAL 186-0.5 SFSM HW	0.5 gpf Hardwired	667.85	434.10	6.83	671254417861
3912752	ROYAL 186-0.25 SFSM HW	0.25 gpf Hardwired	667.85	434.10	6.83	671254417878
3912753	ROYAL 186-0.125 SFSM HW	0.125 gpf Hardwired	667.85	434.10	6.83	671254417885
Royal® SMOOTH® Water Closet flushometers						
Exposed, battery-powered, diaphragm-type, sensor-activated, water closet flushometers for floor mounted or wall hung top spud bowls, True Mechanical Override, four "C" batteries, flush accuracy controlled by CID technology.						
3910072	ROYAL 111-1.28 SMOOTH	1.28 gpf (4.8 Lpf)	661.90	430.24	12.50	671254348257
3910135	ROYAL 111 SMOOTH	1.6 gpf (6.0 Lpf)	661.90	430.24	12.50	671254322417
3010125	ROYAL 110 SMOOTH	3.5 gpf (13.2 Lpf)	661.90	430.24	12.50	671254322424
3010360	ROYAL 115 SMOOTH	3.5 gpf (13.2 Lpf)	680.20	442.13	13.80	671254322462
3910350	ROYAL 115-1.6 SMOOTH	1.6 gpf (6.0 Lpf)	680.20	442.13	13.80	671254322455
3910440	ROYAL 116-1.6 SMOOTH	1.6 gpf (6.0 Lpf)	684.95	445.22	11.52	671254338456
3910281	ROYAL 111 SMOOTH HW	1.6 gpf (6.0 Lpf)	723.75	470.44	10.77	671254375802
3910059	ROYAL 111-1.28 SMOOTH HW	1.28 gpf (4.8 Lpf)	723.75	470.44	9.84	671254350496
Royal® SMOOTH® Urinal flushometers						
Exposed, battery-powered, diaphragm-type, sensor-activated, urinal flushometers for wall hung top spud urinals, True Mechanical Override, four "C" batteries, flush accuracy controlled by CID technology.						
3912475	ROYAL 180-1 SMOOTH	1.0 gpf (3.8 Lpf)	661.90	430.24	12.50	671254322486
3012460	ROYAL 180 SMOOTH	3.5 gpf (13.2 Lpf)	661.90	430.24	12.50	671254322479
3012660	ROYAL 186 SMOOTH	1.5 gpf (5.7 Lpf)	661.90	430.24	12.50	671254322431
3912650	ROYAL 186-0.5 SMOOTH	0.5 gpf (1.9 Lpf)	661.90	430.24	12.50	671254333413
3912670	ROYAL 186-1 SMOOTH	1.0 gpf (3.8 Lpf)	661.90	430.24	12.50	671254322448
3912695	ROYAL 186-0.25 SMOOTH	0.25 gpf (1.0 Lpf)	661.90	430.24	12.50	671254348851
3912698	ROYAL 186-0.125 SMOOTH	0.125 gpf (0.5 Lpf)	661.90	430.24	12.50	671254348844
3912717	ROYAL 186-1 SMOOTH HW	1.0 gpf (3.8 Lpf)	723.75	470.44	6.86	671254377080
3912716	ROYAL 186-0.5 SMOOTH HW	0.5 gpf (1.9 Lpf)	723.75	470.44	6.86	671254377332
3912712	ROYAL 186-0.25 SMOOTH HW	0.25 gpf (1.0 Lpf)	723.75	470.44	10.47	671254350519
3912700	ROYAL 186-0.125 SMOOTH HW	0.125 gpf (0.5 Lpf)	723.75	470.44	10.47	671254350502

**Contact Your Local Sloan Representative

Code Number	Product Number	Description	List Price \$	Est. Wt. (lbs.)	UPC Code
-------------	----------------	-------------	---------------	-----------------	----------

Sloan CX Sensor Flushometers

Sloan's new line of sensor flushometers for concealed applications features the smallest front access wall plate in the industry. Battery operated with hardwired option available.

3400300	CX 8158-1.6	Sloan CX 1.6 gpf flushometer	1,288.95	837.82	5.00	671254476387
3400301	CX 8158-1.28	Sloan CX 1.28 gpf flushometer	1,288.95	837.82	5.00	671254476394
34003001	CX 8158-1.1	Sloan CX 1.1 gpf flushometer	1,288.95	837.82	5.00	671254555747
3400333	CX8154-1.28 CP FM	Sloan CX 1.28 gpf flushometer	1,329.15	863.95	5.00	671254489929
3400302	CX 8198-0.5	Sloan CX 0.5 gpf flushometer	1,288.95	837.82	5.00	671254476400
3400303	CX 8198-0.25	Sloan CX 0.25 gpf flushometer	1,288.95	837.82	5.00	671254476417
3400320	CX 8198-0.125	Sloan CX 0.25 gpf flushometer	1,288.95	837.82	5.00	671254491298

G2 RESS Retrofit Kits for Royal® or Regal®

Battery-powered, sensor-activated control module and flex-tube diaphragm inside parts kit, 4 "AA" alkaline batteries. Installation strap wrench and screwdriver included. Kits must be ordered to meet flush volume requirements of existing or new water closets and urinals.

3325400	G2 RESS-C	G2 Optima Plus® Retrofit Kits for 3.5 gpf or 1.6 gpf Water Closets – Royal® or Regal®	644.30	418.80	3.50	671254267060
3325401	G2 RESS-C-2.4	G2 Optima Plus® Retrofit Kits for Water Closets – Royal® or Regal®	644.30	418.80	3.50	671254267077
33250083	G2 RESS-C-1.6 BT	G2 Optima Plus® Retrofit Kits for Water Closets – Royal® or Regal®	686.35	446.13	3.51	671254548640
3325435	G2 RESS-C-1.28	G2 Optima Plus® Retrofit Kits for Water Closets – Royal® or Regal®	644.30	418.80	3.52	671254342453
33250087	G2 RESS-C-1.28 BT	G2 Optima Plus® Retrofit Kits for Water Closets – Royal® or Regal®	686.35	446.13	3.53	671254549241
3325402	G2 RESS-U	G2 Optima Plus® Retrofit Kits for 1.5 gpf or 1.0 gpf Urinals – Royal® or Regal®	644.30	418.80	3.54	671254267084
33250071	G2 RESS-U-1 BT	G2 Optima Plus® Retrofit Kits for 1.0 gpf Urinals – Royal® or Regal®	686.35	446.13	3.55	—
3325403	G2 RESS-U-0.5	G2 Optima Plus® Retrofit Kits for Urinals – Royal® or Regal®	644.30	418.80	3.56	671254267091
33250076	G2 RESS-U-0.5 BT	G2 Optima Plus® Retrofit Kits for Urinals – Royal® or Regal®	686.35	446.13	3.57	671254549043
3325436	G2 RESS-U-0.25	G2 Optima Plus® Retrofit Kits for Urinals – Royal® or Regal®	644.30	418.80	3.58	671254342477

G2 RESS Retrofit Kits for use on †Zurn® Flush Valves

Battery-powered, sensor-activated control module and flex-tube diaphragm inside parts kit, four "AA" alkaline batteries. Installation strap wrench and screwdriver included. Kits must be ordered to meet flush volume requirements of existing or new water closets and urinals.

3325404	G2 RESS-XD-C	G2 Optima Plus® Retrofit Kits with Adjustable Ground Joint ADJ/GJ 5 C TO C for 3.5 gpf or 1.6 gpf Water Closets	753.25	489.61	6.00	671254268647
3325405	G2 RESS-XD-U	G2 Optima Plus® Retrofit Kits with Adjustable Ground Joint ADJ/GJ 5 C TO C for 1.5 gpf or 1.0 gpf Urinals	753.25	489.61	6.00	671254268654
3325407	G2 RESS-XD-U-0.5 ADJ/GJ	G2 Optima Plus® Retrofit Kits with Adjustable Ground Joint for Urinals	753.25	489.61	6.00	671254268791
3325409	G2 RESS-XD-C-4.5	G2 Optima Plus® Retrofit Kits with Adjustable Ground Joint for Urinals ADJ/GJ 5 C/C	753.25	489.61	6.00	671254269682
3325410	G2 RESS-Z-C	G2 Optima Plus® Retrofit Kits for use on †Zurn® 3.5 gpf or 1.6 gpf Water Closet Valves	644.30	418.80	2.50	671254267107
3325412	G2 RESS-Z-U	G2 Optima Plus® Retrofit Kits for use on †Zurn® 1.5 gpf or 1.0 gpf Urinal Valves	644.30	418.80	2.50	671254267220
3325413	G2 RESS-Z-U-0.5	G2 Optima Plus® Retrofit Kits for use on †Zurn® Urinal Valves	644.30	418.80	2.50	671254267237



SOLIS RESS



SOLIS DF RESS



EBV-1005-A



EBV-1007-A

**Contact Your Local Sloan Representative

†The brands and/or products names referenced herein may be subject to trademark rights of their respective owners. Use of the brands and names is for identification purposes only and does not imply affiliation with or endorsement by Sloan.

Pricing subject to change without notice. For most current pricing, refer to online price sheets at www.sloan.com

Code Number	Product Number	Description	List Price \$	Est. Wt. (lbs.)	UPC Code
-------------	----------------	-------------	---------------	-----------------	----------

SOLIS® RESS Retrofit Kits – Convert to Solar-Powered Retrofit Kits

Solar-powered, sensor-activated SOLIS® control module and inside parts kit, 4 “AA” Alkaline batteries. Installation strap wrench and screwdriver included. Kits must be ordered to meet the flush volume requirements of existing or new water closets and urinals. Includes Courtesy Flush® override button.

3375300	SOLIS DF RESS-C-1.6/1.1	Dual-Flush for Water Closet flushometers	671.90	436.74	3.50	671254351424
33753004	SOLIS DF RESS-C-1.6/1.1 BT	Dual-Flush for Water Closet flushometers	715.55	465.11	3.50	671254498754
3375301	SOLIS RESS-C	Single Flush for 3.5 gpf or 1.6 gpf Water Closet flushometers	671.90	436.74	3.50	671254351714
33753002	SOLIS RESS-C-1.6 BT	Single Flush for 1.6 gpf Water Closet flushometers	715.55	465.11	3.50	671254498679
3375302	SOLIS RESS-C-1.28	Single Flush for 1.28 gpf Water Closet flushometers	671.90	436.74	3.50	671254351677
33753003	SOLIS RESS-C-1.28 BT	Single Flush for 1.28 gpf Water Closet flushometers	715.55	465.11	3.50	671254498716
3375304	SOLIS RESS-U-0.5	Single Flush for 0.5 gpf Urinal flushometers	671.90	436.74	3.50	671254351684
33753008	SOLIS RESS-U-0.5 BT	Single Flush for 0.5 gpf Urinal flushometers	715.55	465.11	3.50	671254498914
3375305	SOLIS RESS-U-0.25	Single Flush for 0.25 gpf Urinal flushometers	671.90	436.74	3.50	671254351608
33753007	SOLIS RESS-U-0.25 BT	Single Flush for 0.25 gpf Urinal flushometers	715.55	465.11	3.50	671254498877
3375306	SOLIS RESS-U	Single Flush for 1.5 gpf or 1.0 gpf Urinal flushometers	671.90	436.74	3.50	671254349711
33753005	SOLIS RESS-U-1.0 BT	Single Flush for 1.0 gpf Urinal flushometers	715.55	465.11	3.50	671254498792
3375349	SOLIS RESS-U-0.125	Single Flush for 0.125 gpf Urinal flushometers	671.90	436.74	3.50	671254405103
33753006	SOLIS RESS-U-0.125 BT	Single Flush for 0.125 gpf Urinal flushometers	715.55	465.11	3.50	671254498839

SOLIS® †Zurn® Retrofit Kits

Battery-powered, sensor-activated control module and flex-tube diaphragm inside parts kit, 4 “AA” Alkaline batteries. Installation strap wrench and screwdriver included. Kits must be ordered to meet flush volume requirements of existing or new water closets and urinals.

3375320	SOLIS RESS-Z-C	Single Flush for †Zurn® 3.5 gpf or 1.6 gpf Water Closet flushometers	671.90	436.74	3.50	671254353343
3375325	SOLIS DF RESS-Z-C-1.6/1.1	Dual-Flush for †Zurn® Water Closet flushometers	671.90	436.74	3.50	671254353688
3375346	SOLIS RESS-Z-C-1.28	Single Flush for †Zurn® Water Closet flushometers	671.90	436.74	3.50	671254387898
3375347	SOLIS RESS-Z-U-0.25	Single Flush for †Zurn® Urinal flushometers	671.90	436.74	3.50	671254387904
3375348	SOLIS RESS-Z-U-0.5	Single Flush for †Zurn® Urinal flushometers	671.90	436.74	3.50	671254387911

SOLIS® Upgrade Kits Convert Sloan G2 flushometers to SOLIS®

Solar-powered, sensor-activated SOLIS® control module to upgrade existing G2 or Sloan ECOS® flushometers. Includes control module and solar panel assembly with Override button(s). Does not include internal kit.

3375350	EBV-1007-A	Conversion Kit for Single Flush Water Closet G2 TO SOLIS®	468.75	304.69	1.80	671254368064
3375351	EBV-1005-A	Dual-Flush Conversion Kit for Water Closet flushometers – G2 to SOLIS® for use with 1.6 gpf only	468.75	304.69	1.80	671254354357
3375352	EBV-1006-A	Conversion Kit for Single Flush Urinal G2 TO SOLIS®	468.75	304.69	1.80	671254368057

Sloan ECOS® RESS Retrofit Kits

Electronic, sensor-activated Sloan ECOS® retrofit contains control module and inside parts kit, 4 “AA” Alkaline batteries. Installation strap wrench and screwdriver included. The closet is an electronic dual-flush and urinal utilizes Smart Sense Technology™ deferred flush protocol. Kits must be ordered to meet the flush volume requirements of existing or new water closets and urinals. ECOS™ RESS-U-0.25 and RESS-U-0.125 supplied with pressure compensating cartridge in lieu of flex tube diaphragm.

3375400	ECOS RESS-C-1.6/1.1	Dual-Flush Retrofit Kit for Water Closet flushometers	661.55	430.01	3.50	671254341678
33754019	ECOS RESS-C-1.6/1.1 BT	Dual-Flush Retrofit Kit for Water Closet flushometers	703.05	456.98	3.51	671254545052
33754001	ECOS RESS-C-1.28/1.1	Dual-Flush Retrofit Kit for Water Closet flushometers	661.55	430.01	3.52	671254498839
33754025	ECOS RESS-C-1.28/1.1 BT	Dual-Flush Retrofit Kit for Water Closet flushometers	703.05	456.98	3.53	671254545250
3375425	ECOS RESS-C-1.28	Single-Flush Retrofit Kit for Water Closet flushometers	613.70	398.91	3.54	671254422933
33754032	ECOS RESS-C-1.28 BT	Single-Flush Retrofit Kit for Water Closet flushometers	655.15	425.85	3.55	671254545953
33754036	ECOS RESS-C-1.1 BT	Single-Flush Retrofit Kit for Water Closet flushometers	655.15	425.85	3.56	671254546158
3375421	ECOS RESS-U-0.125 With OR	ECOS Retrofit Kits for Urinals – Royal® or Regal®	613.70	398.91	3.57	671254387003
33754008	ECOS RESS-U-0.125 BT W/ OR	ECOS Retrofit Kits for Urinals – Royal® or Regal®	655.15	425.85	3.57	671254547506
3375424	ECOS RESS-U-0.5 With OR	ECOS Retrofit Kits for Urinals – Royal® or Regal®	613.70	398.91	3.52	671254413788
33754003	ECOS RESS-U-0.5 BT W/ OR	ECOS Retrofit Kits for Urinals – Royal® or Regal®	655.15	425.85	3.54	671254547100
3375421	ECOS RESS-U-0.25 With OR	ECOS Retrofit Kits for Urinals – Royal® or Regal®	613.70	398.91	3.57	671254387003
33754014	ECOS RESS-U-0.25 BT W/ OR	ECOS Retrofit Kits for Urinals – Royal® or Regal®	655.15	425.85	3.57	671254547308

Sloan ECOS® Upgrade Kits-Convert Sloan G2 flushometers to ECOS

Battery-powered, sensor-activated Sloan ECOS® electronic dual-flush control module and button assembly.

3375450	EBV-1004-A	Dual-Flush Conversion Kit for Water Closet flushometers – G2 to ECOS® for use with 1.6 gpf only	316.25	205.56	0.60	671254348066
---------	------------	---	--------	--------	------	--------------

**Contact Your Local Sloan Representative

†The brands and/or products names referenced herein may be subject to trademark rights of their respective owners. Use of the brands and names is for identification purposes only and does not imply affiliation with or endorsement by Sloan.

Pricing subject to change without notice. For most current pricing, refer to online price sheets at www.sloan.com

This page intentionally left blank.

CLARK STREET



ETF-410 Hardwired
EBF-415 Battery

Page 34



ETF-810
EBF-815 Battery

Page 34

RUSH STREET



ETF-420 Hardwired
EBF-425 Battery

Page 35



ETF-820
EBF-825 Battery"

Page 35

Premier



Page 36

BASYS® High

- EFX100 Hardwired
- EFX150 Battery
- EFX175 Battery + solar
- EFX177 Battery + solar + LCD
- EFX180 Battery + turbine



Page 37-38

BASYS® Mid

- EFX200 Hardwired
- EFX250 Battery
- EFX275 Battery + solar
- EFX277 Battery + solar + LCD
- EFX280 Battery + turbine



Page 38

BASYS® Low

- EFX300 Hardwired
- EFX350 Battery
- EFX375 Battery + solar
- EFX377 Battery + solar + LCD
- EFX380 Battery + turbine



Page 40

BASYS® Low Integrated Base

- EFX600 Hardwired
- EFX650 Battery
- EFX675 Battery + solar
- EFX677 Battery + solar + LCD
- EFX680 Battery + turbine



Page 40

BASYS® Wall

- EFX800 Hardwired
- EFX850 Battery

Deluxe



Page 40-41

EAF100 Hardwired
EAF150 Battery



Page 41-42

EAF200 Hardwired
EAF250 Battery
EAF275 Battery + solar



Page 41

EAF225 Hardwired with illuminated temperature indicator



Page 42

EAF300 Hardwired
EAF350 Battery



Page 42-43

ETF80 Hardwired
EBF85 Battery



Page 42-43

ETF880 Hardwired
EBF187 Battery



Page 50

EAF700 Hardwired
EAF750 Battery



Page 44-45

ETF500 Hardwired
EBF550 Battery



Page 45

ETF800 Hardwired

Faucets, Soap Dispensers & Sinks OLP

Standard



Page 44-49

ETF700 Hardwired
EBF750 Battery



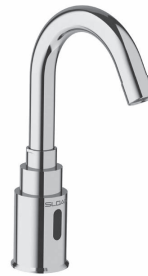
Page 48-49

ETF700-S Hardwired with surgical bend
EBF750-S Battery with surgical bend



Page 46

SF2100 Hardwired
SF2150 Battery



Page 46

SF2200 Hardwired
SF2250 Battery



Page 47

SF2300 Hardwired
SF2350 Battery




Page 47

SF2400 Hardwired
SF2450 Battery



Page 47

SF2900 Hardwired
SF2950 Battery



Page 47

SF2800 Hardwired
SF2850 Battery

Legacy



ETF610 Hardwired
EBF615 Battery

Page 52



ETF660 Hardwired with side sensor

Page 54



ETF600 Hardwired
EBF650 Battery

Page 53



ETF770 Hardwired with side sensor

Page 55

Sloan Faucet Abbreviations & Descriptions List

Trim Plates	Description
-8/8TP	8 inch Trim plate included
-4/4TP	4 Inch trim Plate included
Less Trim	Without Trim Plate
4 Inch Center	4 inch center set Faucet

Finishes	Description
CP	Chrome Plated
PVDBN	Brushed Nickel Finish
PVDPB	Polished Brass Finish
PVDSB	Satin Brass Finish
PVDSF	Brushed Stainless Finish
PDVGR	Graphite Finish

Transformers	Description
LT	Less Transformer
P	Plug in Transformer
B/BOX	Box Mount Transformer

Water Control	Description
F	Flow Restrictor
H	Showerhead Type Spray
LF / Line Flush NYP	Line Flush
LP	Line Purge

Mixing Valves	Description
ADM	Above Deck Mixing Valve
BDM	Below Deck Mechanical Mixing Valve
BDT	Below Deck Thermostatic Mixing Valve
Check / CT	Check T
ISM	Integrated Side Mixing Valve
ITM	Integrated Thermostatic Mixer

Power Options	Description
B Backup / Bat B	Battery Backup
HW	Hardwired
L / Batt, LB	Less Batteries

Faucet Family	Description
EAF	Electronic Above Deck Faucet
EBF	Electronic Battery Faucet
ETF	Electronic Transformer Faucet
EFX	Electronic Faucet Generation X (Basys)
SF	Standard Faucet

Miscellaneous	Description
BAA / BA	Buy American Act
ASM	Assembly
DPU	Drain Pop up
Ext.	Extension
IC	IC Click Feature
Intl	International Specification
IQ	IQ Click Feature
Kit	Kit
L Cont Mod	Less Control Module
L/Logo, LL	Less Logo
LR	Long Range Sensor
WS	Wash Station

Spout Types	Description
Gneck, G'Neck	Gooseneck Spout
S	Surgical (Hospital Bend) Spout
Ped	Pedestal Spout

Pricing subject to change without notice. For most current pricing, refer to online price sheets at www.sloan.com
For special finish options please refer to special finish section.

Code Number	Product Number	Description	List Price \$	MAPP Price \$	Est. Wt. (lbs.)	UPC Code
Clark Street - Bluetooth Enabled Sensor Wall Mounted Faucet						
3315433BT	EBF815-BAT-BDM-CP-0.35-GPM-MLM-FCT	Optima® Hand Washing Faucet – (12), (30)	1,036.60	673.79	7.38	67125456564
3315434BT	EBF815-BAT-BDT-CP-0.35-GPM-MLM-FCT	Optima® Hand Washing Faucet – (13), (30)	1,158.80	753.22	7.38	67125456619
3315435BT	EBF815-BAT-CP-0.35-GPM-MLM-FCT	Optima® Hand Washing Faucet – (1), (30)	1,162.90	755.89	7.38	67125456618
3315436BT	EBF815-TUR-BDM-CP-0.35-GPM-MLM-FCT	Optima® Hand Washing Faucet – (12), (30)	1,085.75	705.74	7.38	67125456617
3315437BT	EBF815-TUR-BDT-CP-0.35-GPM-MLM-FCT	Optima® Hand Washing Faucet – (13), (30)	1,625.00	1,056.25	7.38	67125456616
3315438BT	EBF815-TUR-CP-0.35-GPM-MLM-FCT	Optima® Hand Washing Faucet – (1), (30)	1,447.25	940.71	7.38	67125456615
3315439BT	EBF815-BAT-BN-0.5-GPM-MLM-FCT	Optima® Hand Washing Faucet – (1), (5)	1,188.80	772.72	7.38	67125456614
3315440BT	EBF815-BAT-BDM-CP-0.5-GPM-MLM-FCT	Optima® Hand Washing Faucet – (5), (12)	1,036.60	673.79	7.38	67125456613
3315441BT	EBF815-BAT-BDT-CP-0.5-GPM-MLM-FCT	Optima® Hand Washing Faucet – (5), (13)	1,158.80	753.22	7.38	67125456612
3315442BT	EBF815-BAT-CP-0.5-GPM-MLM-FCT	Optima® Hand Washing Faucet – (1), (5)	1,162.90	755.89	7.38	67125456611
3315443BT	EBF815-TUR-BDM-CP-0.5-GPM-MLM-FCT	Optima® Hand Washing Faucet – (5), (12)	566.40	368.16	7.38	67125456610
3315444BT	EBF815-TUR-BDT-CP-0.5-GPM-MLM-FCT	Optima® Hand Washing Faucet – (5), (13)	1,625.00	1,056.25	7.38	67125456609
3315445BT	EBF815-TUR-CP-0.5-GPM-MLM-FCT	Optima® Hand Washing Faucet – (1), (5)	1,447.25	940.71	7.38	67125456608
3315446BT	EBF815-BAT-GR-0.5-GPM-MLM-FCT	Optima® Hand Washing Faucet – (1), (5)	1,425.10	926.32	7.38	67125456607
3315447BT	EBF815-BAT-PB-0.5-GPM-MLM-FCT	Optima® Hand Washing Faucet – (1), (5)	1,425.10	926.32	7.38	67125456606
3315448BT	EBF815-BAT-SF-0.5-GPM-MLM-FCT	Optima® Hand Washing Faucet – (1), (5)	1,425.10	926.32	7.38	67125456605
3365830BT	ETF810-BOX-CP-0.35-GPM-MLM-FCT	Optima® Hand Washing Faucet – (1), (2), (30)	1,314.00	854.10	7.38	67125456588
3365831BT	ETF810-PLG-CP-0.35-GPM-MLM-FCT	Optima® Hand Washing Faucet – (1), (3), (30)	1,314.00	854.10	7.38	67125456587
3365832BT	ETF810-PLG-BN-0.5-GPM-MLM-FCT	Optima® Hand Washing Faucet – (1), (3), (5)	1,594.90	1,036.69	7.38	67125456586
3365833BT	ETF810-BOX-BDM-CP-0.5-GPM-MLM-FCT	Optima® Hand Washing Faucet – (2), (5), (12)	1,369.55	890.21	7.38	67125456585
3365834BT	ETF810-BOX-BDT-CP-0.5-GPM-MLM-FCT	Optima® Hand Washing Faucet – (2), (5), (13)	1,491.70	969.61	7.38	67125456584
3365835BT	ETF810-BOX-CP-0.5-GPM-MLM-FCT	Optima® Hand Washing Faucet – (1), (2), (5)	1,314.00	854.10	7.38	67125456583
3365836BT	ETF810-PLG-BDM-CP-0.5-GPM-MLM-FCT	Optima® Hand Washing Faucet – (3), (5), (12)	1,369.55	890.21	7.38	67125456582
3365837BT	ETF810-PLG-BDT-CP-0.5-GPM-MLM-FCT	Optima® Hand Washing Faucet – (3), (5), (13)	1,491.70	969.61	7.38	67125456581
3365838BT	ETF810-PLG-CP-0.5-GPM-MLM-FCT	Optima® Hand Washing Faucet – (1), (3), (5)	1,314.00	854.10	7.38	67125456580
3365839BT	ETF810-PLG-GR-0.5-GPM-MLM-FCT	Optima® Hand Washing Faucet – (1), (3), (5)	1,594.90	1,036.69	7.38	67125456579
3365840BT	ETF810-PLG-PB-0.5-GPM-MLM-FCT	Optima® Hand Washing Faucet – (1), (3), (5)	1,594.90	1,036.69	7.38	67125456578
3365841BT	ETF810-PLG-SF-0.5-GPM-MLM-FCT	Optima® Hand Washing Faucet – (1), (3), (5)	1,594.90	1,036.69	7.38	67125456577



EBF-815
ETF-810

Code Number	Product Number	Description	List Price \$	MAPP Price \$	Est. Wt. (lbs.)	UPC Code
Clark Street - Bluetooth Enabled Sensor Deck Mounted Faucet						
3365763BT	ETF410-4-BOX-BDM-CP-0.5-GPM-MLM-FCT	Optima® Hand Washing Faucet – (2), (5), (9), (12)	1,235.25	802.91	7.38	671254501195
3365764BT	ETF410-4-BOX-BDT-CP-0.5-GPM-MLM-FCT	Optima® Hand Washing Faucet – (2), (5), (9), (13)	1,382.30	898.50	7.38	671254501201
3365765BT	ETF410-4-BOX-CP-0.5-GPM-MLM-FCT	Optima® Hand Washing Faucet – (1), (2), (5), (9)	1,168.40	759.46	7.38	671254501218
3365766BT	ETF410-4-PLG-BDM-CP-0.5-GPM-MLM-FCT	Optima® Hand Washing Faucet – (3), (5), (9), (12)	1,235.25	802.91	7.38	671254501225
3365767BT	ETF410-4-PLG-BDT-CP-0.5-GPM-MLM-FCT	Optima® Hand Washing Faucet – (3), (5), (9), (13)	1,382.30	898.50	7.38	671254501232
3365768BT	ETF410-4-PLG-CP-0.5-GPM-MLM-FCT	Optima® Hand Washing Faucet – (1), (3), (5), (9)	1,168.40	759.46	7.38	671254501249
3365769BT	ETF410-8-BOX-BDM-CP-0.5-GPM-MLM-FCT	Optima® Hand Washing Faucet – (2), (5), (10), (12)	1,262.00	820.30	7.38	671254503151
3365789BT	ETF410-8-BOX-BDT-CP-0.5-GPM-MLM-FCT	Optima® Hand Washing Faucet – (2), (5), (10), (13)	1,409.05	915.88	7.38	671254503168
3365790BT	ETF410-8-BOX-CP-0.5-GPM-MLM-FCT	Optima® Hand Washing Faucet – (1), (2), (5), (10)	1,195.15	776.85	7.38	671254503175
3365791BT	ETF410-8-PLG-BDM-CP-0.5-GPM-MLM-FCT	Optima® Hand Washing Faucet – (3), (5), (10), (12)	1,262.00	820.30	7.38	671254503182
3365792BT	ETF410-8-PLG-BDT-CP-0.5-GPM-MLM-FCT	Optima® Hand Washing Faucet – (3), (5), (10), (13)	1,409.05	915.88	7.38	671254503199
3365793BT	ETF410-8-PLG-CP-0.5-GPM-MLM-FCT	Optima® Hand Washing Faucet – (1), (3), (5), (10)	1,195.15	776.85	7.38	671254503205
3365794BT	ETF410-BOX-BDM-CP-0.5-GPM-MLM-FCT	Optima® Hand Washing Faucet – (2), (5), (12)	1,181.85	768.20	7.38	671254501010
3365795BT	ETF410-BOX-BDT-CP-0.5-GPM-MLM-FCT	Optima® Hand Washing Faucet – (2), (5), (13)	1,328.80	863.72	7.38	671254501027
3365796BT	ETF410-BOX-CP-0.35-GPM-MLM-FCT	Optima® Hand Washing Faucet – (1), (2), (30)	1,114.95	724.72	7.38	671254500945
3365797BT	ETF410-BOX-CP-0.5-GPM-MLM-FCT	Optima® Hand Washing Faucet – (1), (2), (5)	1,114.95	724.72	7.38	671254501034
3365798BT	ETF410-PLG-BDM-CP-0.5-GPM-MLM-FCT	Optima® Hand Washing Faucet – (3), (5), (12)	1,181.85	768.20	7.38	671254501041
3365799BT	ETF410-PLG-BDT-CP-0.5-GPM-MLM-FCT	Optima® Hand Washing Faucet – (3), (5), (13)	1,328.80	863.72	7.38	671254501058
3365801BT	ETF410-PLG-CP-0.35-GPM-MLM-FCT	Optima® Hand Washing Faucet – (1), (3), (30)	1,114.95	724.72	7.38	671254500952
3365802BT	ETF410-PLG-CP-0.5-GPM-MLM-FCT	Optima® Hand Washing Faucet – (1), (3), (5)	1,114.95	724.72	7.38	671254501065
3315397BT	EBF415-4-BAT-BDM-CP-0.5-GPM-MLM-FCT	Optima® Hand Washing Faucet – (5), (9), (12)	1,128.35	733.43	7.38	671254501164
3315398BT	EBF415-4-BAT-BDT-CP-0.5-GPM-MLM-FCT	Optima® Hand Washing Faucet – (5), (9), (13)	1,275.40	829.01	7.38	671254501171
3315399BT	EBF415-4-BAT-CP-0.5-GPM-MLM-FCT	Optima® Hand Washing Faucet – (1), (5), (9)	1,061.55	690.01	7.38	671254501188
3315400BT	EBF415-8-BAT-BDM-CP-0.5-GPM-MLM-FCT	Optima® Hand Washing Faucet – (5), (10), (12)	1,155.10	750.82	7.38	671254501256
3315401BT	EBF415-8-BAT-BDT-CP-0.5-GPM-MLM-FCT	Optima® Hand Washing Faucet – (5), (10), (13)	1,302.10	846.37	7.38	671254501263
3315402BT	EBF415-8-BAT-CP-0.5-GPM-MLM-FCT	Optima® Hand Washing Faucet – (1), (5), (10)	1,088.30	707.40	7.38	671254501270
3315403BT	EBF415-BAT-BDM-CP-0.35-GPM-MLM-FCT	Optima® Hand Washing Faucet – (12), (30)	1,074.80	698.62	7.38	671254500990
3315404BT	EBF415-BAT-BDM-CP-0.5-GPM-MLM-FCT	Optima® Hand Washing Faucet – (5), (12)	1,074.80	698.62	7.38	671254501072
3315405BT	EBF415-BAT-BDT-CP-0.35-GPM-MLM-FCT	Optima® Hand Washing Faucet – (13), (30)	1,221.95	794.27	7.38	671254501003
3315406BT	EBF415-BAT-BDT-CP-0.5-GPM-MLM-FCT	Optima® Hand Washing Faucet – (5), (13)	1,221.95	794.27	7.38	671254501089
3315388BT	EBF415-BAT-CP-0.35-GPM-MLM-FCT	Optima® Hand Washing Faucet – (1), (30)	1,008.00	655.20	5.90	671254492233
3315386BT	EBF415-BAT-CP-0.5-GPM-MLM-FCT	Optima® Hand Washing Faucet – (1), (5)	1,008.00	655.20	5.90	671254492226
3315407BT	EBF415-TUR-BDM-CP-0.35-GPM-MLM-FCT	Optima® Hand Washing Faucet – (12), (30)	1,342.30	872.50	7.38	671254500969
3315408BT	EBF415-TUR-BDM-CP-0.5-GPM-MLM-FCT	Optima® Hand Washing Faucet – (5), (12)	1,342.30	872.50	7.38	671254501096
3315409BT	EBF415-TUR-BDT-CP-0.35-GPM-MLM-FCT	Optima® Hand Washing Faucet – (13), (30)	1,489.30	968.05	7.38	671254500976
3315410BT	EBF415-TUR-BDT-CP-0.5-GPM-MLM-FCT	Optima® Hand Washing Faucet – (5), (13)	1,489.30	968.05	7.38	671254501102
3315411BT	EBF415-TUR-CP-0.35-GPM-MLM-FCT	Optima® Hand Washing Faucet – (1), (30)	1,275.40	829.01	7.38	671254500983
3315412BT	EBF415-TUR-CP-0.5-GPM-MLM-FCT	Optima® Hand Washing Faucet – (1), (5)	1,275.40	829.01	7.38	671254501119



ETF410
EBF415

Code Number	Product Number	Description	List Price \$	MAPP Price \$	Est. Wt. (lbs.)	UPC Code
Rush Street - Bluetooth Enabled Sensor Wall Mounted Faucet						
3315449BT	EBF825-BAT-BDM-CP-0.35-GPM-MLM-FCT	Optima® Hand Washing Faucet – (12), (30)	1,280.70	832.46	7.38	67125456604
3315450BT	EBF825-BAT-BDT-CP-0.35-GPM-MLM-FCT	Optima® Hand Washing Faucet – (13), (30)	1,402.85	911.85	7.38	67125456603
3315451BT	EBF825-BAT-CP-0.35-GPM-MLM-FCT	Optima® Hand Washing Faucet – (1), (30)	1,225.20	796.38	7.38	67125456602
3315452BT	EBF825-TUR-BDM-CP-0.35-GPM-MLM-FCT	Optima® Hand Washing Faucet – (12), (30)	1,502.80	976.82	7.38	67125456601
3315453BT	EBF825-TUR-BDT-CP-0.35-GPM-MLM-FCT	Optima® Hand Washing Faucet – (13), (30)	1,625.00	1,056.25	7.38	67125456600
3315454BT	EBF825-TUR-CP-0.35-GPM-MLM-FCT	Optima® Hand Washing Faucet – (1), (30)	1,447.25	940.71	7.38	67125456599
3315455BT	EBF825-BAT-BN-0.5-GPM-MLM-FCT	Optima® Hand Washing Faucet – (1), (5)	1,506.10	978.97	7.38	67125456598
3315456BT	EBF825-BAT-BDM-CP-0.5-GPM-MLM-FCT	Optima® Hand Washing Faucet – (5), (12)	1,280.70	832.46	7.38	67125456597
3315457BT	EBF825-BAT-BDT-CP-0.5-GPM-MLM-FCT	Optima® Hand Washing Faucet – (5), (13)	1,402.85	911.85	7.38	67125456596
3315458BT	EBF825-BAT-CP-0.5-GPM-MLM-FCT	Optima® Hand Washing Faucet – (1), (5)	1,225.20	796.38	7.38	67125456595
3315459BT	EBF825-TUR-BDM-CP-0.5-GPM-MLM-FCT	Optima® Hand Washing Faucet – (5), (12)	1,502.80	976.82	7.38	67125456594
3315460BT	EBF825-TUR-BDT-CP-0.5-GPM-MLM-FCT	Optima® Hand Washing Faucet – (5), (13)	1,625.00	1,056.25	7.38	67125456593
3315461BT	EBF825-TUR-CP-0.5-GPM-MLM-FCT	Optima® Hand Washing Faucet – (1), (5)	1,447.25	940.71	7.38	67125456592
3315462BT	EBF825-BAT-GR-0.5-GPM-MLM-FCT	Optima® Hand Washing Faucet – (1), (5)	1,506.10	978.97	7.38	67125456591
3315463BT	EBF825-BAT-PB-0.5-GPM-MLM-FCT	Optima® Hand Washing Faucet – (1), (5)	1,506.10	978.97	7.38	67125456590
3315464BT	EBF825-BAT-SF-0.5-GPM-MLM-FCT	Optima® Hand Washing Faucet – (1), (5)	1,506.10	978.97	7.38	67125456589
3365842BT	ETF820-BOX-CP-0.35-GPM-MLM-FCT	Optima® Hand Washing Faucet – (1), (2), (30)	1,314.00	854.10	7.38	671254565760
3365843BT	ETF820-PLG-CP-0.35-GPM-MLM-FCT	Optima® Hand Washing Faucet – (1), (3), (30)	1,314.00	854.10	7.38	671254565753
3365844BT	ETF820-PLG-BN-0.5-GPM-MLM-FCT	Optima® Hand Washing Faucet – (1), (3), (5)	1,594.90	1,036.69	7.38	671254565746
3365845BT	ETF820-BOX-BDM-CP-0.5-GPM-MLM-FCT	Optima® Hand Washing Faucet – (2), (5), (12)	1,369.55	890.21	7.38	671254565739
3365846BT	ETF820-BOX-BDT-CP-0.5-GPM-MLM-FCT	Optima® Hand Washing Faucet – (2), (5), (13)	1,491.70	969.61	7.38	671254565722
3365847BT	ETF820-BOX-CP-0.5-GPM-MLM-FCT	Optima® Hand Washing Faucet – (1), (2), (5)	1,314.00	854.10	7.38	671254565715
3365848BT	ETF820-PLG-BDM-CP-0.5-GPM-MLM-FCT	Optima® Hand Washing Faucet – (3), (5), (12)	1,369.55	890.21	7.38	671254565708
3365849BT	ETF820-PLG-BDT-CP-0.5-GPM-MLM-FCT	Optima® Hand Washing Faucet – (3), (5), (13)	1,491.70	969.61	7.38	671254565692
3365850BT	ETF820-PLG-CP-0.5-GPM-MLM-FCT	Optima® Hand Washing Faucet – (1), (3), (5)	1,314.00	854.10	7.38	671254565685
3365851BT	ETF820-PLG-GR-0.5-GPM-MLM-FCT	Optima® Hand Washing Faucet – (1), (3), (5)	1,594.90	1,036.69	7.38	671254565678
3365852BT	ETF820-PLG-PB-0.5-GPM-MLM-FCT	Optima® Hand Washing Faucet – (1), (3), (5)	1,594.90	1,036.69	7.38	671254565661
3365853BT	ETF820-PLG-SF-0.5-GPM-MLM-FCT	Optima® Hand Washing Faucet – (1), (3), (5)	1,594.90	1,036.69	7.38	671254565654



ETF-820
EBF-825

Code Number	Product Number	Description	List Price \$	MAPP Price \$	Est. Wt. (lbs.)	UPC Code
Rush Street - Bluetooth Enabled Sensor Deck Mounted Faucet						
3365806BT	ETF420-4-BOX-BDM-CP-0.5-GPM-MLM-FCT	Optima® Hand Washing Faucet – (2), (5), (9), (12)	1,235.25	802.91	7.38	671254499676
3365807BT	ETF420-4-BOX-BDT-CP-0.5-GPM-MLM-FCT	Optima® Hand Washing Faucet – (2), (5), (9), (13)	1,382.30	898.50	7.38	671254499683
3365808BT	ETF420-4-BOX-CP-0.5-GPM-MLM-FCT	Optima® Hand Washing Faucet – (1), (2), (5), (9)	1,168.40	759.46	7.38	671254499690
3365809BT	ETF420-4-PLG-BDM-CP-0.5-GPM-MLM-FCT	Optima® Hand Washing Faucet – (3), (5), (9), (12)	1,235.25	802.91	7.38	671254499362
3365810BT	ETF420-4-PLG-BDT-CP-0.5-GPM-MLM-FCT	Optima® Hand Washing Faucet – (3), (5), (9), (13)	1,382.30	898.50	7.38	671254499379
3365811BT	ETF420-4-PLG-CP-0.5-GPM-MLM-FCT	Optima® Hand Washing Faucet – (1), (3), (5), (9)	1,168.40	759.46	7.38	671254499386
3365812BT	ETF420-8-BOX-BDM-CP-0.5-GPM-MLM-FCT	Optima® Hand Washing Faucet – (2), (5), (10), (12)	1,262.00	820.30	7.38	671254499430
3365813BT	ETF420-8-BOX-BDT-CP-0.5-GPM-MLM-FCT	Optima® Hand Washing Faucet – (2), (5), (10), (13)	1,409.05	915.88	7.38	671254499447
3365814BT	ETF420-8-BOX-CP-0.5-GPM-MLM-FCT	Optima® Hand Washing Faucet – (1), (2), (5), (10)	1,195.15	776.85	7.38	671254499454
3365815BT	ETF420-8-PLG-BDM-CP-0.5-GPM-MLM-FCT	Optima® Hand Washing Faucet – (3), (5), (10), (12)	1,262.00	820.30	7.38	671254499331
3365816BT	ETF420-8-PLG-BDT-CP-0.5-GPM-MLM-FCT	Optima® Hand Washing Faucet – (3), (5), (10), (13)	1,409.05	915.88	7.38	671254499348
3365817BT	ETF420-8-PLG-CP-0.5-GPM-MLM-FCT	Optima® Hand Washing Faucet – (1), (3), (5), (10)	1,195.15	776.85	7.38	671254499355
3365818BT	ETF420-BOX-BDM-CP-0.5-GPM-MLM-FCT	Optima® Hand Washing Faucet – (2), (5), (12)	1,181.85	768.20	7.38	671254499393
3365819BT	ETF420-BOX-BDT-CP-0.5-GPM-MLM-FCT	Optima® Hand Washing Faucet – (2), (5), (13)	1,328.80	863.72	7.38	671254499409
3365820BT	ETF420-BOX-CP-0.35-GPM-MLM-FCT	Optima® Hand Washing Faucet – (1), (2), (30)	1,114.95	724.72	7.38	671254499935
3365821BT	ETF420-BOX-CP-0.5-GPM-MLM-FCT	Optima® Hand Washing Faucet – (1), (2), (5)	1,114.95	724.72	7.38	6712544999416
3365822BT	ETF420-PLG-BDM-CP-0.5-GPM-MLM-FCT	Optima® Hand Washing Faucet – (3), (5), (12)	1,181.85	768.20	7.38	671254499317
3365823BT	ETF420-PLG-BDT-CP-0.5-GPM-MLM-FCT	Optima® Hand Washing Faucet – (3), (5), (13)	1,328.80	863.72	7.38	671254499324
3365825BT	ETF420-PLG-CP-0.35-GPM-MLM-FCT	Optima® Hand Washing Faucet – (1), (3), (30)	1,114.95	724.72	7.38	671254499942
3365826BT	ETF420-PLG-CP-0.5-GPM-MLM-FCT	Optima® Hand Washing Faucet – (1), (3), (5)	1,114.95	724.72	7.38	671254499300
3315413BT	EBF425-4-BAT-BDM-CP-0.5-GPM-MLM-FCT	Optima® Hand Washing Faucet – (5), (9), (12)	1,128.35	733.43	7.38	671254499232
3315414BT	EBF425-4-BAT-BDT-CP-0.5-GPM-MLM-FCT	Optima® Hand Washing Faucet – (5), (9), (13)	1,275.40	829.01	7.38	671254499249
3315415BT	EBF425-4-BAT-CP-0.5-GPM-MLM-FCT	Optima® Hand Washing Faucet – (1), (5), (9)	1,061.55	690.01	7.38	671254499225
3315416BT	EBF425-8-BAT-BDM-CP-0.5-GPM-MLM-FCT	Optima® Hand Washing Faucet – (5), (10), (12)	1,155.10	750.82	7.38	671254499256
3315417BT	EBF425-8-BAT-BDT-CP-0.5-GPM-MLM-FCT	Optima® Hand Washing Faucet – (5), (10), (13)	1,302.10	846.37	7.38	671254499263
3315418BT	EBF425-8-BAT-CP-0.5-GPM-MLM-FCT	Optima® Hand Washing Faucet – (1), (5), (10)	1,088.30	707.40	7.38	671254499270
3315419BT	EBF425-BAT-BDM-CP-0.35-GPM-MLM-FCT	Optima® Hand Washing Faucet – (12), (30)	1,074.80	698.62	7.38	671254499881
3315420BT	EBF425-BAT-BDM-CP-0.5-GPM-MLM-FCT	Optima® Hand Washing Faucet – (5), (12)	1,074.80	698.62	7.38	671254499287
3315421BT	EBF425-BAT-BDT-CP-0.35-GPM-MLM-FCT	Optima® Hand Washing Faucet – (13), (30)	1,221.95	794.27	7.38	671254499898
3315422BT	EBF425-BAT-BDT-CP-0.5-GPM-MLM-FCT	Optima® Hand Washing Faucet – (5), (13)	1,221.95	794.27	7.38	671254499294
3315387BT	EBF425-BAT-CP-0.35-GPM-MLM-FCT	Optima® Hand Washing Faucet – (1), (30)	1,008.00	655.20	5.90	671254499063
3315385BT	EBF425-BAT-CP-0.5-GPM-MLM-FCT	Optima® Hand Washing Faucet – (1), (5)	1,008.00	655.20	5.90	671254499056
3315423BT	EBF425-TUR-BDM-CP-0.35-GPM-MLM-FCT	Optima® Hand Washing Faucet – (12), (30)	1,342.30	872.50	7.38	671254499904
3315424BT	EBF425-TUR-BDM-CP-0.5-GPM-MLM-FCT	Optima® Hand Washing Faucet – (5), (12)	1,342.30	872.50	7.38	671254499706
3315425BT	EBF425-TUR-BDT-CP-0.35-GPM-MLM-FCT	Optima® Hand Washing Faucet – (13), (30)	1,489.30	968.05	7.38	671254499911
3315426BT	EBF425-TUR-BDT-CP-0.5-GPM-MLM-FCT	Optima® Hand Washing Faucet – (5), (13)	1,489.30	968.05	7.38	671254499713
3315427BT	EBF425-TUR-CP-0.35-GPM-MLM-FCT	Optima® Hand Washing Faucet – (1), (30)	1,275.40	829.01	7.38	671254499928
3315428BT	EBF425-TUR-CP-0.5-GPM-MLM-FCT	Optima® Hand Washing Faucet – (1), (5)	1,275.40	829.01	7.38	671254499720



ETF420
EBF425

Code Number	Product Number	Description	List Price \$	MAPP Price \$	Est. Wt. (lbs.)	UPC Code
BASYS® High - Active Infrared Sensor Faucet						
Infrared, sensor-activated, electronic, chrome-plated die cast body, hand washing faucet for pre-tempered or hot/cold water operation.						
Note: All BASYS™ faucets are chrome plated zinc die cast and utilize active infrared sensing unless otherwise noted. Low Lead Compliant.						
3324030	EFX-100.000.0000	BASYS Faucet High-HW-Bowed-0.5	1,267.05	823.58	5.00	671254401648
3324215	EFX-100.002.0000	BASYS Faucet High-HW-Bowed-1.5 AER	1,267.05	823.58	5.40	671254400344
3324216	EFX-100.002.0110	BASYS Faucet High-HW-Bowed-1.5 AER-4TP-EAF11	1,468.85	954.75	5.00	671254400351
3324023	EFX-100.500.0000	BASYS Faucet High-HW-Bowed-ISM-0.5	1,322.05	859.33	5.00	671254391284
3324012	EFX-100.500.0010	BASYS Faucet High-HW-Bowed-ISM-0.5-EAF11	1,432.20	930.93	5.00	671254398696
3324024	EFX-100.502.0000	BASYS Faucet High-HW-Bowed-ISM-1.5 AER	1,322.05	859.33	5.00	671254391277
3324229	EFX-100.502.0100	BASYS Faucet High-HW-Bowed-ISM-1.5 AER-4TP	1,432.20	930.93	5.00	671254401655
3324025	EFX-150.000.0000	BASYS Faucet High-Batt-Bowed-0.5	1,211.75	787.64	5.00	671254395947
3324223	EFX-150.002.0000	BASYS Faucet High-Batt-Bowed-1.5 AER	1,211.75	787.64	5.06	671254401488
3324026	EFX-150.500.0000	BASYS Faucet High-Batt-Bowed-ISM-0.5	1,267.05	823.58	4.40	671254398764
3324230	EFX-150.500.0100	BASYS Faucet High-Batt-Bowed-ISM-0.5-4TP	1,358.65	883.12	5.00	671254401662
3324011	EFX-150.502.0000	BASYS Faucet High-Batt-Bowed-ISM-1.5 AER	1,267.05	823.58	5.00	671254391260
3324027	EFX-150.502.0100	BASYS Faucet High-Batt-Bowed-ISM-1.5 AER-4TP	1,358.65	883.12	5.00	671254398702
3324243	EFX-175.000.0000	BASYS Faucet High-Solar-0.5	1,395.30	906.95	5.00	671254403598
3324220	EFX-175.002.0000	BASYS Faucet High-Solar-1.5 AER	1,395.30	906.95	5.00	671254401181
3324221	EFX-175.002.0200	BASYS Faucet High-Solar-1.5 AER-8TP	1,505.50	978.58	5.00	671254401372
3324244	EFX-175.500.0000	BASYS Faucet High-Solar-ISM-0.5	1,450.55	942.86	5.00	671254403604
3324010	EFX-175.502.0000	BASYS Faucet High-Solar-ISM-1.5 AER	1,450.55	942.86	5.00	671254391253
3324224	EFX-177.000.0000	BASYS Faucet High-Solar-LCD Solar-0.5	1,854.35	1,205.33	5.00	671254401495
3324209	EFX-177.000.0100	BASYS Faucet High-Solar-LCD Solar-0.5-4TP	1,946.25	1,265.06	5.00	671254400054
3324302	EFX-177.003.0000	BASYS Faucet High-Solar-LCD Solar-1.5 LAM	1,819.70	1,182.81	5.00	671254406544
3324086	EFX-177.500.0000	BASYS Faucet High-Solar-LCD Solar-ISM-0.5	1,909.55	1,241.21	5.00	671254398139
3324013	EFX-177.502.0000	BASYS Faucet High-Solar-LCD Solar-ISM-1.5 AER	1,909.55	1,241.21	5.00	671254396081
3324029	EFX-177.502.0100	BASYS Faucet High-Solar-LCD Solar-ISM-1.5 AER-4TP	1,909.55	1,241.21	5.00	671254396098
3324362	EFX180.502.0000	BASYS Faucet High-Turbine ISM 1.5 AER	1,509.40	981.11	5.11	671254410428
3324363	EFX180.500.0000	BASYS Faucet High-Turbine -ISM-0.5	1,509.40	981.11	5.11	671254410411
3324364	EFX180.002.0000	BASYS Faucet High-Turbine 1.5 AER	1,439.20	935.48	5.11	671254410404
3324365	EFX180.000.0000	BASYS Faucet High-Turbine 0.5	1,439.20	935.48	5.11	671254410398



- EFX100 Hardwired
- EFX150 Battery
- EFX175 Battery + solar
- EFX177 Battery + solar + LCD
- EFX180 Battery + turbine

**Contact Your Local Sloan Representative

IB - Integrated Base; **HW** - Hardwire; **Batt** - Alkaline Battery; **Solar** - Solar Power; **CAP** - Capacitance; **LCD** - Solar+LCD Crown; **ISM** - Integral Temperature Control Spout Mixer; **BDM** - Below Deck Mixing Valve; **BDT** - Below Deck Thermostatic Mixing Valve; **0.5** - 0.5 gpm/1.9 Lpm Multi-Lam Spray Insert; **1.5 AER** - 1.5 gpm/5.7 Lpm Aerator; **1.5 AER** - 1.5 gpm/5.7 Lpm Laminar; **4TP** - 4" Trim Plate; **8TP** - 8" Trim Plate; **EAF11** - 6 VDC Plug-In Voltage Adapter; **EAF37** - 6 VDC Box-Mount Adapter, Turbine - Turbine Power

Pricing subject to change without notice. For most current pricing, refer to online price sheets at www.sloan.com

Code Number	Product Number	Description	List Price \$	MAPP Price \$	Est. Wt. (lbs.)	UPC Code
BASYS® Mid - Active Infrared Sensor Faucet						
Infrared, sensor-activated, electronic, chrome-plated die cast body, hand washing faucet for pre-tempered or hot/cold water operation.						
Note: All BASYS faucets are chrome plated zinc die cast and utilize active infrared sensing unless otherwise noted. Low Lead Compliant.						
3324031	EFX-200.000.0000	BASYS Faucet Mid-HW-Bowed-0.5	1,112.35	723.03	3.83	671254391352
3324207	EFX-200.000.0110	BASYS Faucet Mid-HW-Bowed-0.5-4TP-EAF11	1,303.65	847.37	4.50	671254399709
3324204	EFX-200.002.0000	BASYS Faucet Mid-HW-Bowed-1.5 AER	1,101.15	715.75	3.86	671254399730
3324205	EFX-200.002.0110	BASYS Faucet Mid-HW-Bowed-1.5 AER-4TP-EAF11	1,303.65	847.37	5.00	671254399747
3324233	EFX-200.200.0040	BASYS Faucet Mid-HW-Bowed-BDT-0.5-EAF37	1,623.20	1,055.08	5.00	671254402553
3324014	EFX-200.500.0000	BASYS Faucet Mid-HW-Bowed-ISM-0.5	1,156.90	751.99	3.70	671254391314
3324095	EFX-200.500.0010	BASYS Faucet Mid-HW-Bowed-ISM-0.5-EAF11	1,267.05	823.58	5.00	671254398528
3324241	EFX-200.500.0110	BASYS Faucet Mid-HW-Bowed-ISM-0.5-4TP-EAF11	1,358.65	883.12	5.00	671254403420
3324033	EFX-200.502.0000	BASYS Faucet Mid-HW-Bowed-ISM-1.5 AER	1,156.90	751.99	5.00	671254391819
3324240	EFX-200.502.0010	BASYS Faucet Mid-HW-Bowed-ISM-1.5 AER-EAF11	1,267.05	823.58	5.00	671254403413
3324082	EFX-200.502.0040	BASYS Faucet Mid-HW-Bowed-ISM-1.5 AER-EAF37	1,267.05	823.58	5.00	671254397811
3324231	EFX-200.502.0100	BASYS Faucet Mid-HW-Bowed-ISM-1.5 AER-4TP	1,248.55	811.56	5.00	671254401570
3324005	EFX-250.000.0000	BASYS Faucet Mid-Batt-Bowed-0.5	1,046.80	680.42	4.12	671254391338
3324073	EFX-250.002.0000	BASYS Faucet Mid-Batt-Bowed-1.5 AER	1,046.65	680.32	4.00	671254395954
3324077	EFX-250.002.0100	BASYS Faucet Mid-Batt-Bowed-1.5 AER-4TP	1,138.35	739.93	4.50	671254396340
3324004	EFX-250.500.0000	BASYS Faucet Mid-Batt-Bowed-ISM-0.5	1,101.90	716.24	3.67	671254391307
3324058	EFX-250.500.0100	BASYS Faucet Mid-Batt-Bowed-ISM-0.5-4TP	1,193.45	775.74	4.02	671254395268
3324076	EFX-250.500.0200	BASYS Faucet Mid-Batt-Bowed-ISM-0.5-8TP	1,211.75	787.64	5.00	671254396036
3324035	EFX-250.502.0000	BASYS Faucet Mid-Batt-Bowed-ISM-1.5 AER	1,101.80	716.17	3.71	671254392137
3324060	EFX-250.502.0100	BASYS Faucet Mid-Batt-Bowed-ISM-1.5-4TP	1,193.45	775.74	3.90	671254395282
3324218	EFX-250.502.0200	BASYS Faucet Mid-Batt-Bowed-ISM-1.5 AER-8TP	1,211.75	787.64	5.00	671254400696
3324003	EFX-275.000.0000	BASYS Faucet Mid-Solar-0.5	1,230.30	799.70	3.73	671254391321
3324074	EFX-275.002.0000	BASYS Faucet Mid-Solar-1.5 AER	1,230.30	799.70	3.80	671254396128
3324217	EFX-275.100.0200	BASYS Faucet Mid-Solar-BDM-0.5-8TP	1,399.20	909.48	5.00	671254400474
3324002	EFX-275.500.0000	BASYS Faucet Mid-Solar-ISM-0.5	1,285.35	835.48	3.71	671254391291
3324015	EFX-275.500.0100	BASYS Faucet Mid-Solar-ISM-0.5-4TP	1,377.25	895.21	4.18	671254391345
3324034	EFX-275.502.0000	BASYS Faucet Mid-Solar-ISM-1.5 AER	1,297.70	843.51	5.00	671254392120
3324042	EFX-275.502.0100	BASYS Faucet Mid-Solar-ISM-1.5 AER-4TP	1,377.25	895.21	5.00	671254394681
3324078	EFX-275.502.0200	BASYS Faucet Mid-Solar-ISM-1.5 AER-8TP	1,395.30	906.95	5.00	671254396494
3324208	EFX-277.000.0100	BASYS Faucet Mid-Solar-LCD Solar-0.5-4TP	1,780.95	1,157.62	5.00	671254400047
3324213	EFX-277.000.0000	BASYS Faucet Mid-Solar-LCD Solar-0.5	1,689.15	1,097.95	3.70	671254400238
3324080	EFX-277.002.0000	BASYS Faucet Mid-Solar-LCD Solar-1.5 AER	1,657.50	1,077.38	5.00	671254398757
3324061	EFX-277.500.0000	BASYS Faucet Mid-Solar-LCD Solar-ISM-0.5	1,744.25	1,133.76	3.62	671254395190
3324059	EFX-277.500.0100	BASYS Faucet Mid-Solar-LCD Solar-ISM-0.5-4TP	1,836.10	1,193.47	5.00	671254395275
3324032	EFX-277.502.0000	BASYS Faucet Mid-Solar-LCD Solar-ISM-1.5 AER	1,744.25	1,133.76	5.00	671254391840
3324043	EFX-277.502.0100	BASYS Faucet Mid-Solar-LCD Solar-ISM-1.5 AER-4TP	1,836.15	1,193.50	5.00	671254394698
3324368	EFX280.502.0000	BASYS Faucet Mid-Turbine ISM 1.5 AER	1,329.60	864.24	3.70	671254410367
3324369	EFX280.500.0000	BASYS Faucet Mid-Turbine ISM 0.5	1,329.60	864.24	3.75	671254410350
3324370	EFX280.002.0000	BASYS Faucet Mid-Turbine 1.5 AER	1,259.30	818.55	4.00	671254410343
3324371	EFX280.000.0000	BASYS Faucet Mid-Turbine 0.5	1,259.30	818.55	3.70	671254410336

Faucets, Soap Dispensers & Sinks
OLP



- EFX200 Hardwired
- EFX250 Battery
- EFX275 Battery + solar
- EFX277 Battery + solar + LCD
- EFX280 Battery + turbine

**Contact Your Local Sloan Representative

IB - Integrated Base; **HW** - Hardwire; **Batt** - Alkaline Battery; **Solar** - Solar Power; **CAP** - Capacitance; **LCD** - Solar+LCD Crown; **ISM** - Integral Temperature Control Spout Mixer; **BDM** - Below Deck Mixing Valve; **BDT** - Below Deck Thermostatic Mixing Valve; **0.5** - 0.5 gpm/1.9 Lpm Multi-Lam Spray Insert; **1.5 AER** - 1.5 gpm/5.7 Lpm Aerator; **1.5 AER** - 1.5 gpm/5.7 Lpm Laminar; **4TP** - 4" Trim Plate; **8TP** - 8" Trim Plate; **EAF11** - 6 VDC Plug-In Voltage Adapter; **EAF37** - 6 VDC Box-Mount Adapter, Turbine - Turbine Power

Pricing subject to change without notice. For most current pricing, refer to online price sheets at www.sloan.com

Code Number	Product Number	Description	List Price \$	MAPP Price \$	Est. Wt. (lbs.)	UPC Code
-------------	----------------	-------------	---------------	---------------	-----------------	----------

BASYS® Low, Pedestal - Active Infrared or Capacitance Sensor Faucet

Infrared or capacitance, sensor-activated, electronic, chrome-plated die cast body, hand washing faucet for pre-tempered or hot/cold water operation with turbine power option. Note: All BASYS faucets are chrome plated zinc die cast and utilize active Infrared Sensing unless otherwise noted. Low Lead Compliant. CAP only BAA.

3324096	EFX-300.000.0010	BASYS Faucet Low-HW-Bowed-0.5-EAF11	1,052.40	684.06	5.00	671254398511
3324238	EFX-300.000.0040	BASYS Faucet Low-HW-Bowed-0.5-EAF37	1,102.95	716.92	5.00	671254403314
3324092	EFX-300.002.0010	BASYS Faucet Low-HW-Bowed-1.5 AER-EAF11	1,052.40	684.06	5.00	671254398283
3324007	EFX-300.010.0010	BASYS Faucet Low-HW-Bowed-CAP-0.5-EAF11	1,033.65	671.87	4.00	671254394025
3324350	EFX-300.013.0010	BASYS Faucet Low-HW-Bowed-CAP-1.5 LAM-EAF11	1,052.40	684.06	5.00	671254406803
3324046	EFX-300.100.0010	BASYS Faucet Low-HW-Bowed-BDM-0.5-EAF11	1,112.55	723.16	5.00	671254398825
3324093	EFX-300.202.0010	BASYS Faucet Low-HW-Bowed-BDT-1.5 AER-EAF11	1,439.60	935.74	5.00	671254398290
3324210	EFX-300.210.0110	BASYS Faucet Low-HW-Bowed-BDT-CAP-0.5-4TP-EAF11	1,531.30	995.35	5.00	671254400092
3324089	EFX-300.500.0000	BASYS Faucet Low-HW-Bowed-ISM-0.5	1,016.65	660.82	3.65	671254398047
3324097	EFX-300.500.0010	BASYS Faucet Low-HW-Bowed-ISM-0.5-EAF11	1,108.90	720.79	5.00	671254398566
3324037	EFX-350.000.0000	BASYS Faucet Low-Batt-Bowed-0.5	972.05	631.83	3.70	671254395725
3324019	EFX-350.010.0000	BASYS Faucet Low-Batt-Bowed-CAP-0.5	972.05	631.83	5.00	671254392229
3324066	EFX-350.010.0100	BASYS Faucet Low-Batt-Bowed-CAP-0.5-4TP	1,023.15	665.05	5.00	671254395992
3324000	EFX-350.012.0000	BASYS Faucet Low-Batt-Bowed-CAP-1.5 AER	972.05	631.83	5.00	671254391833
3324047	EFX-350.100.0000	BASYS Faucet Low-Batt-Bowed-BDM-0.5	1,036.00	673.40	5.00	671254398832
3324201	EFX-350.102.0000	BASYS Faucet Low-Batt-Bowed-BDM-1.5 AER	1,036.00	673.40	5.00	671254399143
3324006	EFX-350.110.0000	BASYS Faucet Low-Batt-Bowed-BDM-CAP-0.5	1,036.00	673.40	5.00	671254392212
3324048	EFX-350.200.0000	BASYS Faucet Low-Batt-Bowed-BDT-0.5	1,176.60	764.79	5.00	671254398849
3324069	EFX-350.210.0000	BASYS Faucet Low-Batt-Bowed-BDT-CAP-0.5	1,176.60	764.79	6.00	671254398856
3324225	EFX-350.500.0000	BASYS Faucet Low-Batt-Bowed-ISM-0.5	984.80	640.12	4.50	671254401501
3324081	EFX-350.502.0000	BASYS Faucet Low-Batt-Bowed-ISM-1.5 AER	984.80	640.12	3.40	671254397781
3324206	EFX-350.502.0100	BASYS Faucet Low-Batt-Bowed-ISM-1.5 AER-4TP	1,099.85	714.90	5.00	671254399754
3324087	EFX-375.000.0000	BASYS Faucet Low-Solar-0.5	1,071.30	696.35	3.46	671254398023
3324090	EFX-375.000.0100	BASYS Faucet Low-Solar-0.5-4TP	1,138.35	739.93	5.00	671254398054
3324045	EFX-375.002.0000	BASYS Faucet Low-Solar-1.5 AER	1,071.30	696.35	5.00	671254398924
3324226	EFX-375.500.0000	BASYS Faucet Low-Solar-ISM-0.5	1,127.65	732.97	2.20	671254401617
3324234	EFX-375.500.0100	BASYS Faucet Low-Solar-ISM-0.5-4TP	1,202.15	781.40	2.20	671254402713
3324227	EFX-375.502.0000	BASYS Faucet Low-Solar-ISM-1.5 AER	1,127.65	732.97	2.20	671254401624
3324021	EFX-380.010.0000	BASYS Faucet Low-Turbine-Bowed-CAP-0.5	1,071.30	696.35	6.00	671254393509
3324022	EFX-380.012.0000	BASYS Faucet Low-Turbine-Bowed-CAP-1.5 AER	1,071.30	696.35	5.00	671254392236
3324062	EFX-380.210.0100	BASYS Faucet Low-Turbine-Bowed-BDT-CAP-0.5-4TP	1,549.55	1,007.21	5.00	671254395800

Faucets, Soap Dispensers & Sinks OLP



- EFX300 Hardwired
- EFX350 Battery
- EFX375 Battery + solar
- EFX377 Battery + solar + LCD
- EFX380 Battery + turbine

**Contact Your Local Sloan Representative

IB - Integrated Base; **HW** - Hardwire; **Batt** - Alkaline Battery; **Solar** - Solar Power; **CAP** - Capacitance; **LCD** - Solar+LCD Crown; **ISM** - Integral Temperature Control Spout Mixer; **BDM** - Below Deck Mixing Valve; **BDT** - Below Deck Thermostatic Mixing Valve; **0.5** - 0.5 gpm/1.9 Lpm Multi-Lam Spray Insert; **1.5 AER** - 1.5 gpm/5.7 Lpm Aerator; **1.5 AER** - 1.5 gpm/5.7 Lpm Laminar; **4TP** - 4" Trim Plate; **8TP** - 8" Trim Plate; **EAF11** - 6 VDC Plug-In Voltage Adapter; **EAF37** - 6 VDC Box-Mount Adapter, Turbine - Turbine Power

Pricing subject to change without notice. For most current pricing, refer to online price sheets at www.sloan.com

Code Number	Product Number	Description	List Price \$	MAPP Price \$	Est. Wt. (lbs.)	UPC Code
-------------	----------------	-------------	---------------	---------------	-----------------	----------

BASYS® Low, Integrated Base - Active Infrared or Capacitance Sensor Faucet

Infrared or capacitance, sensor-activated, electronic, chrome-plated die cast body, hand washing faucet for pre-tempered or hot/cold water operation with turbine power option. Note: All BASYS faucets are chrome plated zinc die cast and utilize active infrared sensing unless otherwise noted. Low Lead Compliant. CAP only BAA.

3324050	EFX-600.000.0000	BASYS Faucet Low IB-HW-Bowed-0.5	984.85	640.15	5.00	671254399839
3324202	EFX-600.000.0040	BASYS Faucet Low IB-HW-Bowed-0.5-EAF37	1,163.90	756.54	5.00	671254399068
3324008	EFX-600.010.0010	BASYS Faucet Low IB-HW-Bowed-CAP-0.5-EAF11	1,074.35	698.33	5.00	671254394063
3324052	EFX-650.000.0000	BASYS Faucet Low IB-Batt-Bowed-0.5	972.05	631.83	4.20	671254395688
3324065	EFX-650.002.0000	BASYS Faucet Low IB-Batt-Bowed-1.5 AER	972.05	631.83	3.80	671254396166
3324001	EFX-650.010.0000	BASYS Faucet Low IB-Batt-Bowed-CAP-0.5	972.05	631.83	5.29	671254394032
3324036	EFX-650.012.0000	BASYS Faucet Low IB-Batt-Bowed-CAP-1.5 AER	972.05	631.83	5.00	671254394087
3324053	EFX-650.100.0000	BASYS Faucet Low IB-Batt-Bowed-BDM-0.5	1,036.00	673.40	5.00	671254396838
3324009	EFX-650.110.0000	BASYS Faucet Low IB-Batt-Bowed-BDM-CAP-0.5	1,036.00	673.40	5.00	671254394049
3324039	EFX-650.210.0000	BASYS Faucet Low IB-Batt-Bowed-BDT-CAP-0.5	1,176.60	764.79	5.00	671254394582
3324091	EFX-675.000.0000	BASYS Faucet Low IB-Solar-0.5	1,071.30	696.35	3.75	671254398061
3324228	EFX-675.002.0000	BASYS Faucet Low IB-Solar-1.5 AER	1,071.30	696.35	2.42	671254401631
3324214	EFX-675.200.0000	BASYS Faucet Low IB-Solar-BDT-0.5	1,457.95	947.67	5.00	671254400276
3324237	EFX-680.210.0000	BASYS Faucet Low IB-Turbine-Bowed-BDT-CAP-0.5	1,475.95	959.37	5.00	671254403215

BASYS® Wall - Active Infrared Sensor Faucet

Infrared, sensor-activated, electronic, chrome-plated die cast body, hand washing faucet for pre-tempered or hot/cold water operation. Lithium battery is for EFX-8XX only. Note: All BASYS faucets are chrome plated zinc die cast and utilize active infrared sensing unless otherwise noted. Low Lead Compliant.

3324251	EFX-800.000.1010	BASYS Faucet Wall NPT1/2-HW-Bowed-0.5-EAF11	1,450.55	942.86	5.00	671254403819
3324055	EFX-800.002.1000	BASYS Faucet Wall NPT1/2-HW-Bowed-1.5 AER	1,340.40	871.26	5.00	671254395930
3324072	EFX-800.102.1040	BASYS Faucet Wall NPT1/2-HW-Bowed-BDM-1.5 AER-EAF37	1,509.40	981.11	5.00	671254398931
3324249	EFX-850.000.1000	BASYS Faucet Wall NPT1/2-Batt-Bowed-0.5	1,285.35	835.48	5.00	671254404250
3324056	EFX-850.002.1000	BASYS Faucet Wall NPT1/2-Batt-Bowed-1.5 AER	1,285.35	835.48	5.00	671254397804
3324232	EFX-850.202.1000	BASYS Faucet Wall NPT1/2-Batt-Bowed-BDT-1.5 AER	1,696.55	1,102.76	5.00	671254401921



EFX600 Hardwired
 EFX650 Battery
 EFX675 Battery + solar
 EFX677 Battery + solar + LCD
 EFX680 Battery + turbine



EFX800 Hardwired
 EFX850 Battery

Code Number	Product Number	Description	List Price \$	MAPP Price \$	Est. Wt. (lbs.)	UPC Code
-------------	----------------	-------------	---------------	---------------	-----------------	----------

ETF-80 Sensor-Activated Hand Washing Faucets

Includes 24 VAC operation, chrome plated brass lavatory faucet with engineered black throat plate, flow control spray head, in-spout sensor with splash-proof circuit control module, 24 VAC transformer (specify plug-in or box mount hardware), 24 VAC solenoid valve with integral "Y" filter. Low Lead Compliant.

Bluetooth enabled ETF 80 hardwired series sensor faucets

3365315BT	ETF-80-4-BOX-ADM-CP-0.5GPM-MLM-IR-BT-FCT	Optima® Hand Washing Faucet – (2), (5), (9), (11)	1,324.95	861.22	9.35	671254473997
3365309BT	ETF-80-4-BOX-BDM-CP-0.5GPM-MLM-IR-BT-FCT	Optima® Hand Washing Faucet – (2), (5), (9), (12)	1,034.85	672.65	7.77	671254473010
3365230BT	ETF-80-4-BOX-BDT-CP-0.5GPM-MLM-IR-BT-FCT	Optima® Hand Washing Faucet – (2), (5), (9), (13)	1,213.85	789.00	8.11	671254473003
3365321BT	ETF-80-4-BOX-TEE-CP-0.5GPM-MLM-IR-BT-FCT	Optima® Hand Washing Faucet – (1), (2), (5), (9)	987.30	641.75	7.29	671254472358
3365314BT	ETF-80-4-PLG-ADM-CP-0.5GPM-MLM-IR-BT-FCT	Optima® Hand Washing Faucet – (3), (5), (9), (11)	1,300.20	845.13	7.41	671254472617
3365308BT	ETF-80-4-PLG-BDM-CP-0.5GPM-MLM-IR-BT-FCT	Optima® Hand Washing Faucet – (3), (5), (9), (12)	1,008.95	655.82	5.95	671254471320
3365229BT	ETF-80-4-PLG-BDT-CP-0.5GPM-MLM-IR-BT-FCT	Optima® Hand Washing Faucet – (3), (5), (9), (13)	1,189.85	773.40	6.17	671254473447
3365772BT	ETF-80-4-PLG-TEE-CP-0.35GPM-MLM-IR-BT-FCT	Optima® Hand Washing Faucet (30)	961.30	624.85	5.45	671254474031
3365320BT	ETF-80-4-PLG-TEE-CP-0.5GPM-MLM-IR-BT-FCT	Optima® Hand Washing Faucet – (1), (3), (5), (9)	1,233.00	801.45	5.47	671254468344
3365318BT	ETF-80-8-BOX-ADM-CP-0.5GPM-MLM-IR-BT-FCT	Optima® Hand Washing Faucet – (2), (5), (10), (11)	1,374.25	893.26	9.64	671254473980
3365312BT	ETF-80-8-BOX-BDM-CP-0.5GPM-MLM-IR-BT-FCT	Optima® Hand Washing Faucet – (2), (5), (10), (12)	1,118.25	726.86	6.48	671254473973
3365233BT	ETF-80-8-BOX-BDT-CP-0.5GPM-MLM-IR-BT-FCT	Optima® Hand Washing Faucet – (2), (5), (10), (13)	1,260.80	819.52	8.57	671254473959
3365323BT	ETF-80-8-BOX-TEE-CP-0.5GPM-MLM-IR-BT-FCT	Optima® Hand Washing Faucet – (1), (2), (5), (10)	1,036.35	673.63	9.14	671254472167
3365317BT	ETF-80-8-PLG-ADM-CP-0.5GPM-MLM-IR-BT-FCT	Optima® Hand Washing Faucet – (3), (5), (10), (11)	1,348.20	876.33	7.70	671254474000
3365311BT	ETF-80-8-PLG-BDM-CP-0.5GPM-MLM-IR-BT-FCT	Optima® Hand Washing Faucet – (3), (5), (10), (12)	1,058.40	687.96	6.29	671254472570
3365232BT	ETF-80-8-PLG-BDT-CP-0.5GPM-MLM-IR-BT-FCT	Optima® Hand Washing Faucet – (3), (5), (10), (13)	1,236.75	803.89	6.63	671254473966
3365322BT	ETF-80-8-PLG-TEE-CP-0.5GPM-MLM-IR-BT-FCT	Optima® Hand Washing Faucet – (1), (3), (5), (10)	1,009.80	656.37	6.69	671254472259

Bluetooth enabled EBF 85 battery powered series sensor faucets

3315128BT	EBF-85-4-BAT-ADM-CP-0.5GPM-MLM-IR-BT-FCT	Optima Plus® Faucet – (5), (9), (11)	1,369.00	889.85	7.25	671254473294
3315328BT	EBF-85-4-BAT-BDM-CP-0.35GPM-MLM-IR-BT-FCT	Optima Plus® Faucet – (30)	1,187.80	772.07	5.69	671254474048
3315130BT	EBF-85-4-BAT-BDM-CP-0.5GPM-MLM-IR-BT-FCT	Optima Plus® Faucet – (5), (9), (12)	1,187.80	772.07	5.60	671254468375
3315329BT	EBF-85-4-BAT-BDT-CP-0.35GPM-MLM-IR-BT-FCT	Optima Plus® Faucet – (30)	1,323.50	860.28	6.03	671254472082
3315088BT	EBF-85-4-BAT-BDT-CP-0.5GPM-MLM-IR-BT-FCT	Optima Plus® Faucet – (5), (9), (13)	1,331.55	865.51	5.51	671254468382
3315323BT	EBF-85-4-BAT-TEE-CP-0.35GPM-MLM-IR-BT-FCT	Optima Plus® Faucet – (30)	1,139.65	740.77	5.21	671254474055
3315010BT	EBF-85-4-BAT-TEE-CP-0.5GPM-MLM-IR-BT-FCT	Optima Plus® Faucet – (1), (5), (9)	1,139.65	740.77	5.30	671254468351
3315131BT	EBF-85-8-BAT-BDM-CP-0.5GPM-MLM-IR-BT-FCT	Optima Plus® Faucet – (5), (10), (12)	1,221.00	793.65	6.13	671254472198
3315091BT	EBF-85-8-BAT-BDT-CP-0.5GPM-MLM-IR-BT-FCT	Optima Plus® Faucet – (5), (10), (13)	1,346.25	875.06	6.47	671254472532
3315047BT	EBF-85-8-BAT-TEE-CP-0.5GPM-MLM-IR-BT-FCT	Optima Plus® Faucet – (1), (5), (10)	1,164.05	756.63	5.65	671254472365

**Contact Your Local Sloan Representative

IB - Integrated Base; **HW** - Hardwire; **Batt** - Alkaline Battery; **Solar** - Solar Power; **CAP** - Capacitance; **LCD** - Solar+LCD Crown; **ISM** - Integral Temperature Control Spout Mixer; **BDM** - Below Deck Mixing Valve; **BDT** - Below Deck Thermostatic Mixing Valve; **0.5** - 0.5 gpm/1.9 Lpm Multi-Lam Spray Insert; **1.5 AER** - 1.5 gpm/5.7 Lpm Aerator; **1.5 AER** - 1.5 gpm/5.7 Lpm Laminar; **4TP** - 4" Trim Plate; **8TP** - 8" Trim Plate; **EAF11** - 6 VDC Plug-In Voltage Adapter; **EAF37** - 6 VDC Box-Mount Adapter, Turbine - Turbine Power

Pricing subject to change without notice. For most current pricing, refer to online price sheets at www.sloan.com

Code Number	Product Number	Description	List Price \$	MAPP Price \$	Est. Wt. (lbs.)	UPC Code
-------------	----------------	-------------	---------------	---------------	-----------------	----------

ETF-880 Sensor-Activated Hand Washing Faucets with Metal Throat Plate

Includes chrome plated brass lavatory faucet, flow control spray head, in-spout sensor with splash-proof circuit control module, 24 VAC transformer (specify plug-in or box mount hardware), 24 VAC solenoid valve with integral "Y" filter. Low Lead Compliant.

Bluetooth enabled ETF 880 hardwired series sensor faucets

3365034BT	ETF-880-4-BOX-ADM-CP-0.5GPM-MLM-IR-BT-FCT	Optima® Hand Washing Faucet – (2), (5), (9), (11)	1,391.15	904.25	9.51	671254474109
3365137BT	ETF-880-4-BOX-BDM-CP-0.5GPM-MLM-IR-BT-FCT	Optima® Hand Washing Faucet – (2), (5), (9), (12)	1,084.15	704.70	7.94	671254473041
3365148BT	ETF-880-4-BOX-BDT-CP-0.5GPM-MLM-IR-BT-FCT	Optima® Hand Washing Faucet – (2), (5), (9), (13)	1,278.20	830.83	8.28	671254473393
3365023BT	ETF-880-4-BOX-TEE-CP-0.5GPM-MLM-IR-BT-FCT	Optima® Hand Washing Faucet – (1), (2), (5), (9)	1,035.75	673.24	7.46	671254472624
3365033BT	ETF-880-4-PLG-ADM-CP-0.5GPM-MLM-IR-BT-FCT	Optima® Hand Washing Faucet – (3), (5), (9), (11)	1,365.15	887.35	7.57	671254473348
3365136BT	ETF-880-4-PLG-BDM-CP-0.5GPM-MLM-IR-BT-FCT	Optima® Hand Washing Faucet – (3), (5), (9), (12)	1,058.15	687.80	6.00	671254473423
3365146BT	ETF-880-4-PLG-BDT-CP-0.5GPM-MLM-IR-BT-FCT	Optima® Hand Washing Faucet – (3), (5), (9), (13)	1,252.90	814.39	6.34	671254472655
3365013BT	ETF-880-4-PLG-TEE-CP-0.5GPM-MLM-IR-BT-FCT	Optima® Hand Washing Faucet – (1), (3), (5), (9)	1,009.55	656.21	5.52	671254472341
3365134BT	ETF-880-8-BOX-ADM-CP-0.5GPM-MLM-IR-BT-FCT	Optima® Hand Washing Faucet – (2), (5), (10), (11)	1,439.10	935.42	9.80	671254474116
3365144BT	ETF-880-8-BOX-BDM-CP-0.5GPM-MLM-IR-BT-FCT	Optima® Hand Washing Faucet – (2), (5), (10), (12)	1,125.95	731.87	8.39	671254474062
3365156BT	ETF-880-8-BOX-BDT-CP-0.5GPM-MLM-IR-BT-FCT	Optima® Hand Washing Faucet – (2), (5), (10), (13)	1,318.75	857.19	8.73	671254474093
3365031BT	ETF-880-8-BOX-TEE-CP-0.5GPM-MLM-IR-BT-FCT	Optima® Hand Washing Faucet – (1), (2), (5), (10)	1,077.20	700.18	7.91	671254472662
3365133BT	ETF-880-8-PLG-ADM-CP-0.5GPM-MLM-IR-BT-FCT	Optima® Hand Washing Faucet – (3), (5), (10), (11)	1,413.20	918.58	7.86	671254473287
3365143BT	ETF-880-8-PLG-BDM-CP-0.5GPM-MLM-IR-BT-FCT	Optima® Hand Washing Faucet – (3), (5), (10), (12)	1,099.85	714.90	6.45	671254472716
3365155BT	ETF-880-8-PLG-BDT-CP-0.5GPM-MLM-IR-BT-FCT	Optima® Hand Washing Faucet – (3), (5), (10), (13)	1,293.45	840.74	6.79	671254474123
3365028BT	ETF-880-8-PLG-TEE-CP-0.5GPM-MLM-IR-BT-FCT	Optima® Hand Washing Faucet – (1), (3), (5), (10)	1,051.25	683.31	5.97	671254472648

EBF-187 Battery-Powered Sensor-Activated Hand Washing Faucets with Metal Throat Plate

Includes chrome plated brass lavatory faucet with engineered metal throat plate, flow control spray head, fiber-optic adaptive sensor, water-tight circuit control module with integral filtered solenoid valve, 4 "C" cell alkaline batteries. Low Lead Compliant.

Bluetooth enabled ETF 187 battery powered series sensor faucets

3315144BT	EBF-187-4-BAT-ADM-CP-0.5GPM-MLM-IR-BT-FCT	Optima Plus® Faucet – (5), (9), (11)	1,425.85	926.80	7.41	671254472631
3315146BT	EBF-187-4-BAT-BDM-CP-0.5GPM-MLM-IR-BT-FCT	Optima Plus® Faucet – (5), (9), (12)	1,246.90	810.49	5.39	671254473027
3315094BT	EBF-187-4-BAT-BDT-CP-0.5GPM-MLM-IR-BT-FCT	Optima Plus® Faucet – (5), (9), (13)	1,380.30	897.20	6.18	671254473034
3315325BT	EBF-187-4-BAT-TEE-CP-0.35GPM-MLM-IR-BT-FCT	Optima Plus® Faucet – (30)	1,198.15	778.80	5.38	671254474130
3315107BT	EBF-187-4-BAT-TEE-CP-0.5GPM-MLM-IR-BT-FCT	Optima Plus® Faucet – (1), (5), (9)	1,198.15	778.80	5.56	671254468405
3315145BT	EBF-187-8-BAT-ADM-CP-0.5GPM-MLM-IR-BT-FCT	Optima Plus® Faucet – (5), (10), (11)	1,448.60	941.59	7.52	671254473324
3315147BT	EBF-187-8-BAT-BDM-CP-0.5GPM-MLM-IR-BT-FCT	Optima Plus® Faucet – (5), (10), (12)	1,277.85	830.60	6.35	671254473300
3315095BT	EBF-187-8-BAT-BDT-CP-0.5GPM-MLM-IR-BT-FCT	Optima Plus® Faucet – (5), (10), (13)	1,403.10	912.02	6.69	671254473331
3315141BT	EBF-187-8-BAT-TEE-CP-0.5GPM-MLM-IR-BT-FCT	Optima Plus® Faucet – (1), (5), (10)	1,220.90	793.59	5.81	671254473270



ETF880 Hardwired
EBF187 Battery

Code Number	Product Number	Description	List Price \$	MAPP Price \$	Est. Wt. (lbs.)	UPC Code
-------------	----------------	-------------	---------------	---------------	-----------------	----------

ETF-500 Sensor-Activated Back Mount Gooseneck Faucets

Includes 24 VAC operation, chrome plated brass wall mount gooseneck faucet, spray head or showerhead, in-spout sensor with splash-proof circuit control module, 24 VAC transformer (specify plug-in or box mount hardwire), 24 VAC solenoid valve with integral "Y" filter. Low Lead Compliant.

Bluetooth enabled ETF 500 hardwired series sensor faucets

3365378BT	ETF-500-BOX-BDM-CP-1.5GPM-SHR-IR-BT-FCT	Optima® Back Mount Gooseneck Faucet – (2), (8), (12)	1,391.70	904.61	9.76	671254475144
3365357BT	ETF-500-BOX-BDM-CP-1.5GPM-SHR-IR-S-BT-FCT	Optima® Back Mount Gooseneck Faucet – (3), (7), (8), (12)	1,397.30	908.25	9.91	671254475304
3365367BT	ETF-500-BOX-BDM-CP-2.2GPM-LAM-IR-BT-FCT	Optima® Back Mount Gooseneck Faucet – (2), (6), (12)	1,379.05	896.38	9.06	671254475038
3365346BT	ETF-500-BOX-BDM-CP-2.2GPM-LAM-IR-S-BT-FCT	Optima® Back Mount Gooseneck Faucet – (2), (6), (7), (12)	1,292.75	840.29	9.22	671254475250
3365239BT	ETF-500-BOX-BDT-CP-1.5GPM-SHR-IR-BT-FCT	Optima® Back Mount Gooseneck Faucet – (2), (8), (13)	1,531.15	995.25	10.10	671254475151
3365245BT	ETF-500-BOX-BDT-CP-1.5GPM-SHR-IR-S-BT-FCT	Optima® Back Mount Gooseneck Faucet – (2), (7), (8), (13)	1,539.95	1,000.97	10.25	671254475311
3365236BT	ETF-500-BOX-BDT-CP-2.2GPM-LAM-IR-BT-FCT	Optima® Back Mount Gooseneck Faucet – (2), (6), (13)	1,471.70	956.61	9.40	671254475267
3365242BT	ETF-500-BOX-BDT-CP-2.2GPM-LAM-IR-S-BT-FCT	Optima® Back Mount Gooseneck Faucet – (2), (6), (7), (13)	1,480.75	962.49	9.56	671254475274
3365343BT	ETF-500-BOX-TEE-CP-1.5GPM-SHR-IR-BT-FCT	Optima® Back Mount Gooseneck Faucet – (1), (2), (8)	1,290.95	839.12	9.28	671254475168
3365341BT	ETF-500-BOX-TEE-CP-2.2GPM-LAM-IR-BT-FCT	Optima® Back Mount Gooseneck Faucet – (1), (2), (6)	1,234.70	802.56	7.89	671254473867
3365336BT	ETF-500-BOX-TEE-CP-2.2GPM-LAM-IR-S-BT-FCT	Optima® Back Mount Gooseneck Faucet – (1), (2), (6), (7)	1,243.80	808.47	7.93	671254473928
3365374BT	ETF-500-PLG-BDM-CP-1.5GPM-SHR-IR-BT-FCT	Optima® Back Mount Gooseneck Faucet – (3), (8), (12)	1,365.60	887.64	7.81	671254475052
3365353BT	ETF-500-PLG-BDM-CP-1.5GPM-SHR-IR-S-BT-FCT	Optima® Back Mount Gooseneck Faucet – (3), (7), (8), (12)	1,374.80	893.62	7.97	671254475205
3365364BT	ETF-500-PLG-BDM-CP-2.2GPM-LAM-IR-BT-FCT	Optima® Back Mount Gooseneck Faucet – (3), (6), (12)	1,275.70	829.21	8.10	671254473881
3365345BT	ETF-500-PLG-BDM-CP-2.2GPM-LAM-IR-S-BT-FCT	Optima® Back Mount Gooseneck Faucet – (3), (6), (7), (12)	1,266.70	823.36	7.28	671254475281
3365238BT	ETF-500-PLG-BDT-CP-1.5GPM-SHR-IR-BT-FCT	Optima® Back Mount Gooseneck Faucet – (3), (8), (13)	1,522.45	989.59	8.15	671254475045
3365244BT	ETF-500-PLG-BDT-CP-1.5GPM-SHR-IR-S-BT-FCT	Optima® Back Mount Gooseneck Faucet – (3), (7), (8), (13)	1,522.45	989.59	8.31	671254475229
3365235BT	ETF-500-PLG-BDT-CP-2.2GPM-LAM-IR-BT-FCT	Optima® Back Mount Gooseneck Faucet – (3), (6), (13)	1,446.35	940.13	8.44	671254473874
3365241BT	ETF-500-PLG-BDT-CP-2.2GPM-LAM-IR-S-BT-FCT	Optima® Back Mount Gooseneck Faucet – (3), (6), (7), (13)	1,455.35	945.98	7.62	671254475298
3365342BT	ETF-500-PLG-TEE-CP-1.5GPM-SHR-IR-BT-FCT	Optima® Back Mount Gooseneck Faucet – (1), (3), (8)	1,316.95	856.02	7.33	671254475069
3365337BT	ETF-500-PLG-TEE-CP-1.5GPM-SHR-IR-S-BT-FCT	Optima® Back Mount Gooseneck Faucet – (1), (3), (7), (8)	1,325.90	861.84	7.49	671254475175
3365340BT	ETF-500-PLG-TEE-CP-2.2GPM-LAM-IR-BT-FCT	Optima® Back Mount Gooseneck Faucet – (1), (3), (6)	1,208.80	785.72	6.64	671254472174
3365335BT	ETF-500-PLG-TEE-CP-2.2GPM-LAM-IR-S-BT-FCT	Optima® Back Mount Gooseneck Faucet – (1), (3), (6), (7)	1,217.75	791.54	6.80	671254472600



ETF500 Hardwired
EBF500 Battery



ETF500-H Hardwired
EBF500-H Battery



ETF500-S-H Hardwired
EBF500-S-H Battery

**Contact Your Local Sloan Representative

(1) Bak Chek (2) Box Transformer "B" (3) Plug-In Transformer "P" (4) Less Transformer "LT" (5) 0.5 gpm/1.9 Lpm Multi-Lam Spray Head (6) 2.2 gpm/8.3 Lpm Laminar Spray Head (7) Surgical Bend Spout "S" (8) Shower Head Spray 2.2 gpm/8.3 Lpm "H" (9) 4" Trim Plate (10) 8" Trim Plate (11) Above Deck Mixing Valve – MIX-110-AA Trim Plate "ADM" (12) Below Deck Mixing Valve – MIX-60-A "BDM" (13) Below Deck Thermostatic Mixing Valve – MIX-135-A "BDT" (14) Integral Temperature Control Spout Mixer "ISM" (15) Drain Pop Up "DPU" (16) Optima i.q.®-cliq button "IC" (17) 1.5 gpm/5.7 Lpm Aerator (18) 2.2 gpm/8.3 Lpm Aerated Spray Head (19) Above Deck Thermostatic Mixing Valve – MIX-139 "ADT" (30) 0.35 gpm flow rate

Pricing subject to change without notice. For most current pricing, refer to online price sheets at www.sloan.com

Code Number	Product Number	Description	List Price \$	MAPP Price \$	Est. Wt. (lbs.)	UPC Code
-------------	----------------	-------------	---------------	---------------	-----------------	----------

EBF-550 Battery-Powered Sensor-Activated Wall Mount Gooseneck Faucets

Includes chrome plated brass wall mount gooseneck faucet, 2.2 gpm/8.3 Lpm laminar spray head or showerhead, in-spout sensor with splash-proof circuit control module with integral filtered solenoid valve, 4 "AA" alkaline batteries. Low Lead Compliant.

Bluetooth enabled EBF 550 battery powered series sensor faucets

3315161BT	EBF-550-BAT-BDM-CP-1.5GPM-SHR-IR-S-BT-FCT	Optima Plus® Faucet – (7), (8), (12)	1,341.10	871.72	7.81	671254475243
3315162BT	EBF-550-BAT-BDM-CP-2.2GPM-LAM-IR-BT-FCT	Optima Plus® Faucet – (6), (12)	1,303.80	847.47	6.96	671254472891
3315160BT	EBF-550-BAT-BDM-CP-2.2GPM-LAM-IR-S-BT-FCT	Optima Plus® Faucet – (6), (7), (12)	1,303.80	847.47	7.20	671254473904
3315163BT	EBF-550-BAT-BDT-CP-1.5GPM-SHR-IR-BT-FCT	Optima Plus® Faucet – (8), (12)	1,494.30	971.30	7.99	671254475113
3315098BT	EBF-550-BAT-BDT-CP-2.2GPM-LAM-IR-BT-FCT	Optima Plus® Faucet – (6), (13)	1,436.55	933.76	7.30	671254472907
3315101BT	EBF-550-BAT-BDT-CP-2.2GPM-LAM-IR-S-BT-FCT	Optima Plus® Faucet – (6), (7), (13)	1,436.55	933.76	7.46	671254475182
3315333BT	EBF-550-BAT-TEE-CP-0.35GPM-MLM-IR-BT-FCT	Optima Plus® Faucet – (30)	1,243.40	808.21	6.45	671254475199
3315157BT	EBF-550-BAT-TEE-CP-1.5GPM-SHR-IR-BT-FCT	Optima Plus® Faucet – (1), (8)	1,262.70	820.76	6.25	671254472587
3315159BT	EBF-550-BAT-TEE-CP-1.5GPM-SHR-IR-S-BT-FCT	Optima Plus® Faucet – (1), (7), (8)	1,262.70	820.76	7.69	671254473911
3315156BT	EBF-550-BAT-TEE-CP-2.2GPM-LAM-IR-BT-FCT	Optima Plus® Faucet – (1), (6)	1,243.40	808.21	6.48	671254472150
3315158BT	EBF-550-BAT-TEE-CP-2.2GPM-LAM-IR-S-BT-FCT	Optima Plus® Faucet – (1), (6), (7)	1,243.40	808.21	6.64	671254472143

ETF-800 Sensor-Activated Wall Mount Faucets

Includes splash-proof circuit control module, sensor range adjustment screw, troubleshooting LED indicator lights, user-friendly variable time out settings, spray head with pressure compensating flow control, metal jacketed wire protection for solenoid lead, and modular quick-release sensor and solenoid connection. Low Lead Compliant.

Bluetooth enabled ETF 800 hardwired series sensor faucets

3365726BT	ETF-800-BOX-TEE-CP-0.5GPM-MLM-IR-BT-FCT	Optima® Wall Mount Electronic Faucet – (3)	1,374.75	893.59	8.91	671254472457
3365724BT	ETF-800-PLG-BDM-CP-0.5GPM-MLM-IR-BT-FCT	Optima® Wall Mount Electronic Faucet – (2), (12)	1,429.10	928.92	7.44	671254473553
3365725BT	ETF-800-PLG-BDT-CP-0.5GPM-MLM-IR-BT-FCT	Optima® Wall Mount Electronic Faucet – (2), (13)	1,567.85	1,019.10	7.78	671254472785
3365721BT	ETF-800-PLG-TEE-CP-0.5GPM-MLM-IR-BT-FCT	Optima® Wall Mount Electronic Faucet – (2)	1,374.75	893.59	6.96	671254468580

EAF-100 Optima i.q.® 6 VDC Electronic Automatic Lavatory Faucets

Includes chrome plated die-cast metal spout with self-contained electronics and solenoid valve for single-hole lavatory installation. Double infrared sensors with automatic setting feature. Supplied with 2.2 gpm/8.3 Lpm Aerator and 6 VDC plug-in adapter. Low Lead Compliant.

3335003	EAF-100-P CP	Optima i.q.® Faucet – (3), (18)	992.00	644.80	3.26	671254246911
3335004	EAF-100-P-ISM CP	Optima i.q.® Faucet – (3), (14), (18)	1,075.10	698.82	3.46	671254246928
3335132	EAF100-LT CP 1.0 GPM (IQ)	Optima i.q.® Faucet - (4)	917.35	596.28	3.15	671254437319
3335012	EAF100-LT CP 1.5 GPM (IQ)	Optima i.q.® Faucet - (4)	917.35	596.28	3.15	671254253889
3335127	EAF100-LT-ISM CP 1.0 GPM (IQ)	Optima i.q.® Faucet – (4), (14)	980.15	637.10	3.35	671254437258
3335013	EAF100-LT-ISM CP 1.5 GPM (IQ)	Optima i.q.® Faucet – (4), (14)	980.15	637.10	3.35	671254253896
3335124	EAF100-P CP 1.0 GPM (IQ)	Optima i.q.® Faucet – (3)	992.00	644.80	3.26	671254437234
3335003	EAF100-P CP 1.5 GPM (IQ)	Optima i.q.® Faucet – (3)	992.00	644.80	3.26	671254246911
3335123	EAF100-P-ISM CP 1.0 GPM (IQ)	Optima i.q.® Faucet – (3), (14)	1,054.20	685.23	3.46	671254437227
3335004	EAF100-P-ISM CP 1.5 GPM (IQ)	Optima i.q.® Faucet – (3), (14)	1,075.10	698.82	3.46	671254246928
3335166	EAF100-LT-ISM CP 0.35 GPM	Optima i.q.® Faucet – (30)	980.15	637.10	3.35	671254450493
3335161	EAF100-P CP 0.35 GPM	Optima i.q.® Faucet – (30)	992.00	644.80	3.26	671254450431
3335157	EAF100-P-ISM CP 0.35 GPM	Optima i.q.® Faucet – (30)	1,054.20	685.23	3.46	671254450370



ETF800 Hardwired



EAF100 Hardwired
EAF150 Battery

**Contact Your Local Sloan Representative

(1) Bak Chek (2) Box Transformer "B" (3) Plug-In Transformer "P" (4) Less Transformer "LT" (5) 0.5 gpm/1.9 Lpm Multi-Lam Spray Head (6) 2.2 gpm/8.3 Lpm Laminar Spray Head (7) Surgical Bend Spout "S" (8) Shower Head Spray 2.2 gpm/8.3 Lpm "H" (9) 4" Trim Plate (10) 8" Trim Plate (11) Above Deck Mixing Valve – MIX-110-AA Trim Plate "ADM" (12) Below Deck Mixing Valve – MIX-60-A "BDM" (13) Below Deck Thermostatic Mixing Valve – MIX-135-A "BDT" (14) Integral Temperature Control Spout Mixer "ISM" (15) Drain Pop Up "DPU" (16) Optima i.q.®-cliq button "IC" (17) 1.5 gpm/5.7 Lpm Aerator (18) 2.2 gpm/8.3 Lpm Aerated Spray Head (19) Above Deck Thermostatic Mixing Valve – MIX-139 "ADT" (30) 0.35 gpm flow rate

Pricing subject to change without notice. For most current pricing, refer to online price sheets at www.sloan.com

Code Number	Product Number	Description	List Price \$	MAPP Price \$	Est. Wt. (lbs.)	UPC Code
-------------	----------------	-------------	---------------	---------------	-----------------	----------

EAF-150 Optima i.q.® Battery-Powered Electronic Automatic Lavatory Faucets

Include chrome plated die-cast metal spout with self-contained electronics, 6 VDC lithium battery and solenoid valve for single hole lavatory installation. Double infrared sensors with automatic range setting feature. Supplied with 2.2 gpm (8.3 Lpm) flow controlling aerator. Low Lead Compliant.

3335000	EAF-150 CP	Optima i.q.® Faucet – (18)	914.10	594.17	3.20	671254246669
3335001	EAF-150-ISM CP	Optima i.q.® Faucet – (14), (18)	979.40	636.61	3.38	671254246676
3335122	EAF150 CP 1.0 GPM (IQ)	Optima i.q.® Faucet	896.45	582.69	3.20	671254437210
3335000	EAF150 CP 1.5 GPM (IQ)	Optima i.q.® Faucet – (14)	914.10	594.17	3.20	671254246669
3335121	EAF150-ISM CP 1.0 GPM (IQ)	Optima i.q.® Faucet – (14)	960.40	624.26	3.38	671254437203
3335001	EAF150-ISM CP 1.5 GPM (IQ)	Optima i.q.® Faucet – (14)	979.40	636.61	3.38	671254246676
3335153	EAF150 CP 0.35 GPM	Optima i.q.® Faucet – (30)	914.10	594.17	3.20	671254450332
3335151	EAF150-ISM CP 0.35 GPM	Optima i.q.® Faucet – (30)	960.40	624.26	3.38	671254450318

EAF-200 Optima i.q.® Sensor-Activated Faucets

Includes 6 VDC plug-in adapter powered electronic handwashing faucets with pre-tempered or hot and cold water operation. Low Lead Compliant.

3335050	EAF-200-P CP	Optima i.q.® Faucet – (3), (5)	1,011.65	657.57	3.21	671254311787
3335051	EAF-200-P-ISM CP	Optima i.q.® Faucet – (3), (5), (14)	1,075.05	698.78	3.49	671254311794
3335164	EAF200-LT CP 0.35 GPM	Optima i.q.® Faucet – (30)	898.85	584.25	3.08	671254450479
3335158	EAF200-P CP 0.35 GPM	Optima i.q.® Faucet – (30)	992.00	644.80	3.21	671254450394
3335156	EAF200-P-ISM CP 0.35 GPM	Optima i.q.® Faucet – (30)	1,075.05	698.78	3.49	671254450363
3335186	EAF200-P-ITM CP 0.35 GPM	Optima i.q.® Faucet – (30)	1,111.65	722.57	3.49	671254491403
3335187	EAF200-P-ITM CP 0.5 GPM	Optima i.q.® Faucet – (5)	1,111.65	722.57	3.49	671254491397
3335188	EAF200-P-ITM CP 1.0 GPM	Optima i.q.® Faucet	1,111.65	722.57	3.49	671254491410

EAF-225 Optima i.q.® Sensor-Activated Faucets

Includes 6 VDC plug-in adapter powered electronic handwashing faucet with integral mixing valve and temperature indicating light ring. Low Lead Compliant.

3335075	EAF-225-P-ISM CP	Optima i.q.® Lumino™ Faucet – (3), (14), (17)	1,132.85	736.35	3.85	671254368088
3335075	EAF225-P-ISM CP ELECT FAUCET 0.5 GPM	Optima i.q.® Lumino™ Faucet – (3), (14)	1,132.85	736.35	3.85	671254368088
3335130	EAF225-P-ISM CP ELECT FAUCET 1.0 GPM	Optima i.q.® Lumino™ Faucet – (3), (14)	1,110.85	722.05	3.85	671254437296

EAF-250 Battery-Powered Sensor-Activated Faucets

Include chrome plated brass, one-piece modular construction, double infrared sensors with automatic range setting and a 6-volt lithium CR-P2 commercial battery. Supplied with 0.5 gpm (1.9 Lpm) spray head. Low Lead Compliant.

3335061	EAF-250-ISM CP	Optima i.q.® Faucet – (5), (14)	979.40	636.61	3.40	671254311930
3335155	EAF250 CP 0.35 GPM	Optima i.q.® Faucet – (30)	914.10	594.17	3.16	671254450356
3335154	EAF250-ISM CP 0.35 GPM	Optima i.q.® Faucet – (30)	960.40	624.26	3.40	671254450349
3335167	EAF250-ISM CP LL 0.35 GPM	Optima i.q.® Faucet – (30)	1,072.75	697.29	3.40	671254463943
3335183	EAF250-P-ITM CP 0.35 GPM	Optima i.q.® Faucet – (30)	1,036.05	673.43	3.25	671254491359
3335184	EAF250-P-ITM CP 0.5 GPM	Optima i.q.® Faucet – (5)	1,015.95	660.37	3.25	671254491342
3335185	EAF250-P-ITM CP 1.0 GPM	Optima i.q.® Faucet	1,015.95	660.37	3.25	671254491366



EAF225 Hardwired with illuminated temperature indicator



EAF200 Hardwired
EAF250 Battery
EAF275 Battery + Solar

**Contact Your Local Sloan Representative

(1) Bak Chek (2) Box Transformer "B" (3) Plug-In Transformer "P" (4) Less Transformer "LT" (5) 0.5 gpm/1.9 Lpm Multi-Lam Spray Head (6) 2.2 gpm/8.3 Lpm Laminar Spray Head (7) Surgical Bend Spout "S" (8) Shower Head Spray 2.2 gpm/8.3 Lpm "H" (9) 4" Trim Plate (10) 8" Trim Plate (11) Above Deck Mixing Valve – MIX-110-AA Trim Plate "ADM" (12) Below Deck Mixing Valve – MIX-60-A "BDM" (13) Below Deck Thermostatic Mixing Valve – MIX-135-A "BDT" (14) Integral Temperature Control Spout Mixer "ISM" (15) Drain Pop Up "DPU" (16) Optima i.q.®-cliq button "IC" (17) 1.5 gpm/5.7 Lpm Aerator (18) 2.2 gpm/8.3 Lpm Aerated Spray Head (19) Above Deck Thermostatic Mixing Valve – MIX-139 "ADT"

Pricing subject to change without notice. For most current pricing, refer to online price sheets at www.sloan.com

Code Number	Product Number	Description	List Price \$	MAPP Price \$	Est. Wt. (lbs.)	UPC Code
-------------	----------------	-------------	---------------	---------------	-----------------	----------

EAF-275 Solar-Powered Electronic Hand Washing Faucets

Solar-powered faucet includes chrome plated brass, one piece modular construction, double infrared sensors with automatic range setting and a 6V Lithium CR-P2 commercial battery. Faucet supplied with 0.5 gpm (1.9 Lpm) spray head. Low Lead Compliant.

3335016	EAF-275	SOLIS® Solar Powered Faucet – (5)	1,011.65	657.57	3.09	671254304437
3335017	EAF-275-ISM	SOLIS® Solar Powered Faucet – (5), (14)	1,059.05	688.38	3.30	671254304444
3335152	EAF275 CP 0.35 GPM	SOLIS® Solar Powered Faucet – (30)	1,011.65	657.57	3.09	671254450325
3335150	EAF275-ISM CP W/MIX 0.35 GPM	SOLIS® Solar Powered Faucet – (30)	1,059.05	688.38	3.37	671254450301
3335189	EAF275-P-ITM CP 0.35 GPM	SOLIS® Solar Powered Faucet – (30)	1,111.65	722.57	3.49	671254491434
3335190	EAF275-P-ITM CP 0.5 GPM	SOLIS® Solar Powered Faucet – (5)	1,111.65	722.57	3.49	671254491427
3335191	EAF275-P-ITM CP 1.0 GPM	SOLIS® Solar Powered Faucet	1,111.65	722.57	3.49	671254491441

EAF-300 Hardwired-Powered Sensor-Activated Faucet

33351009	EAF-300	Optima Faucet - (5)	829.10	538.92	2.90	67125455894
33351007	EAF-300-ISM	Optima Faucet - (5), (14)	902.65	586.72	3.00	67125455884
33351011	EAF-300	Optima Faucet - (20)	829.10	538.92	2.90	67125455899
33351008	EAF-300-ISM	Optima Faucet - (20), (14)	902.65	586.72	3.00	67125455889
33351014	EAF-300 CP 0.35 GPM	Optima Faucet - (30)	829.10	538.92	2.90	67125455914
33351013	EAF-300-ISM CP 0.35 GPM	Optima Faucet - (30)	902.65	586.72	3.00	67125455909

EAF-350 Battery-Powered Sensor-Activated Faucet

Includes chrome plated, one-piece modular construction with all concealed components above deck, double infrared sensors with automatic range setting and a 6-volt Lithium CR-P2 commercial battery. Low Lead Compliant.

3335110	EAF-350	Optima Faucet - (5)	724.10	470.67	2.90	671254422551
3335111	EAF-350-ISM	Optima Faucet - (5), (14)	797.20	518.18	3.00	671254422568
3335106	EAF-350	Optima Faucet - (20)	710.00	461.50	2.90	671254420885
3335107	EAF-350-ISM	Optima Faucet - (20), (14)	797.20	518.18	3.00	671254420892
3335160	EAF350 CP 0.35 GPM	Optima Faucet - (30)	710.00	461.50	2.90	671254450424
3335159	EAF350-ISM CP 0.35 GPM	Optima Faucet - (30)	797.20	518.18	3.00	671254450417



EAF350 Battery

**Contact Your Local Sloan Representative

(1) Bak Chek (2) Box Transformer "B" (3) Plug-In Transformer "P" (4) Less Transformer "LT" (5) 0.5 gpm/1.9 Lpm Multi-Lam Spray Head (6) 2.2 gpm/8.3 Lpm Laminar Spray Head (7) Surgical Bend Spout "S" (8) Shower Head Spray 2.2 gpm/8.3 Lpm "H" (9) 4" Trim Plate (10) 8" Trim Plate (11) Above Deck Mixing Valve – MIX-110-AA Trim Plate "ADM" (12) Below Deck Mixing Valve – MIX-60-A "BDM" (13) Below Deck Thermostatic Mixing Valve – MIX-135-A "BDT" (14) Integral Temperature Control Spout Mixer "ISM" (15) Drain Pop Up "DPU" (16) Optima i.q.®-cliq button "IC" (17) 1.5 gpm/5.7 Lpm Aerator (18) 2.2 gpm/8.3 Lpm Aerated Spray Head (19) Above Deck Thermostatic Mixing Valve – MIX-139 "ADT" (30) 0.35 gpm flow rate

Pricing subject to change without notice. For most current pricing, refer to online price sheets at www.sloan.com

Code Number	Product Number	Description	List Price \$	MAPP Price \$	Est. Wt. (lbs.)	UPC Code
-------------	----------------	-------------	---------------	---------------	-----------------	----------

EAF-700 Optima i.q.® Gooseneck Sensor-Activated Faucets

Sensor-activated, electronic, chrome plated die-cast metal, gooseneck hand washing faucet with above-deck concealed components for pre-tempered or hot and cold water operation.

3335094	EAF-700-LT	Optima i.q.® Gooseneck Faucet	925.40	601.51	4.77	671254402768
3335081	EAF-700-LT-ISM	Optima i.q.® Gooseneck Faucet - (14)	992.45	645.09	4.77	671254397941
3335098	EAF700-B CP 1.5 GPM	Optima i.q.® Gooseneck Faucet - (2)	1,051.35	683.38	4.77	671254403505
3335094	EAF700-LT CP 1.5 GPM	Optima i.q.® Gooseneck Faucet	925.40	601.51	4.77	671254402768
3335128	EAF700-LT-ISM CP 1.0 GPM	Optima i.q.® Gooseneck Faucet - (14)	992.45	645.09	4.77	671254437265
3335081	EAF700-LT-ISM CP 1.5 GPM	Optima i.q.® Gooseneck Faucet - (14)	992.45	645.09	4.77	671254397941
3335131	EAF700-P CP 1.0 GPM	Optima i.q.® Gooseneck Faucet - (3)	1,002.50	651.63	4.77	671254437302
3335096	EAF700-P CP 1.5 GPM	Optima i.q.® Gooseneck Faucet - (3)	1,002.50	651.63	4.77	671254402775
3335129	EAF700-P-ISM CP 1.0 GPM	Optima i.q.® Gooseneck Faucet - (3) (14)	1,057.55	687.41	4.77	671254437289
3335079	EAF700-P-ISM CP 1.5 GPM	Optima i.q.® Gooseneck Faucet - (3) (14)	1,068.60	694.59	4.77	671254397934

EAF-750 Battery-Powered Gooseneck Sensor-Activated Faucets

Sensor-activated, battery powered, chrome plated die-cast metal, gooseneck hand washing faucet with above-deck concealed components for pre-tempered or hot and cold water operation.

3335097	EAF-750	Optima i.q.® Gooseneck Faucet	926.70	602.36	4.20	671254402782
3335074	EAF-750-ISM	Optima i.q.® Gooseneck Faucet - (14)	999.90	649.94	4.77	671254396814
3335162	EAF750-ISM CP 0.35 GPM	Optima i.q.® Gooseneck Faucet - (30)	980.45	637.29	4.77	671254450455
3335125	EAF750-ISM CP 1.0 GPM	Optima i.q.® Gooseneck Faucet - (14)	980.45	637.29	4.77	671254441668
3335074	EAF750-ISM CP 1.5 GPM	Optima i.q.® Gooseneck Faucet - (14)	999.90	649.94	4.77	671254396814

Faucets, Soap Dispensers & Sinks OLP



EAF700 Hardwired
EAF750 Battery

Code Number	Product Number	Description	List Price \$	MAPP Price \$	Est. Wt. (lbs.)	UPC Code
ETF-700 Sensor-Activated Deck Mount Gooseneck Faucets						
Includes chrome plated brass deck mount faucet, spray head or showerhead, in-spout sensor with splash-proof circuit control module, 24 VAC transformer (specify plug-in or box mount hardware), 24 VAC solenoid valve with integral "Y" filter. Low Lead Compliant.						
Bluetooth enabled ETF 700 hardwired series sensor faucets						
3365197BT	ETF-700-4-BOX-BDM-CP-1.5GPM-SHR-IR-BT-FCT	Optima® Gooseneck Faucet – (2), (8), (9), (12)	1,295.90	842.34	9.20	671254474758
3365221BT	ETF-700-4-BOX-BDM-CP-1.5GPM-SHR-IR-S-BT-FCT	Optima® Surgical Bend Gooseneck Faucet – (2), (7), (8), (10)	1,281.20	832.78	9.37	671254474840
3365194BT	ETF-700-4-BOX-BDM-CP-2.2GPM-LAM-IR-BT-FCT	Optima® Gooseneck Faucet – (2), (6), (9), (12)	1,295.90	842.34	7.22	671254473751
3365218BT	ETF-700-4-BOX-BDM-CP-2.2GPM-LAM-IR-S-BT-FCT	Optima® Surgical Bend Gooseneck Faucet – (2), (6), (7), (9), (12)	1,174.15	763.20	8.67	671254475090
3365435BT	ETF-700-4-BOX-BDT-CP-1.5GPM-SHR-IR-BT-FCT	Optima® Gooseneck Faucet – (2), (8), (9), (13)	1,458.35	947.93	8.08	671254473768
3365448BT	ETF-700-4-BOX-BDT-CP-1.5GPM-SHR-IR-S-BT-FCT	Optima® Surgical Bend Gooseneck Faucet – (2), (7), (8), (9), (13)	1,479.90	961.94	9.71	671254474857
3365279BT	ETF-700-4-BOX-BDT-CP-2.2GPM-LAM-IR-BT-FCT	Optima® Gooseneck Faucet – (2), (6), (9), (13)	1,354.35	880.33	7.59	671254473713
3365441BT	ETF-700-4-BOX-BDT-CP-2.2GPM-LAM-IR-S-BT-FCT	Optima® Surgical Bend Gooseneck Faucet – (2), (6), (7), (9), (13)	1,363.30	886.15	9.01	671254474703
3365011BT	ETF-700-4-BOX-TEE-CP-1.5GPM-SHR-IR-BT-FCT	Optima® Gooseneck Faucet – (1), (2), (8), (9)	1,247.80	811.07	8.72	671254474550
3365019BT	ETF-700-4-BOX-TEE-CP-1.5GPM-SHR-IR-S-BT-FCT	Optima® Surgical Bend Gooseneck Faucet – (1), (2), (6), (7), (8), (9)	1,233.00	801.45	8.89	671254474666
3365178BT	ETF-700-4-BOX-TEE-CP-2.2GPM-LAM-IR-BT-FCT	Optima® Gooseneck Faucet – (1), (2), (6), (9)	1,117.05	726.08	8.03	671254472495
3365186BT	ETF-700-4-BOX-TEE-CP-2.2GPM-LAM-IR-S-BT-FCT	Optima® Surgical Bend Gooseneck Faucet – (1), (2), (6), (7), (9)	1,126.15	732.00	8.67	671254474611
3365196BT	ETF-700-4-PLG-BDM-CP-1.5GPM-SHR-IR-BT-FCT	Optima® Gooseneck Faucet – (3), (8), (9), (12)	1,139.30	740.55	7.26	671254474765
3365220BT	ETF-700-4-PLG-BDM-CP-1.5GPM-SHR-IR-S-BT-FCT	Optima® Surgical Bend Gooseneck Faucet – (3), (7), (8), (10)	1,255.40	816.01	7.42	671254474963
3365193BT	ETF-700-4-PLG-BDM-CP-2.2GPM-LAM-IR-BT-FCT	Optima® Gooseneck Faucet – (3), (6), (9), (12)	1,139.30	740.55	6.56	671254473362
3365217BT	ETF-700-4-PLG-BDM-CP-2.2GPM-LAM-IR-S-BT-FCT	Optima® Surgical Bend Gooseneck Faucet – (3), (6), (7), (9), (12)	1,148.35	746.43	7.71	671254472860
3365434BT	ETF-700-4-PLG-BDT-CP-1.5GPM-SHR-IR-BT-FCT	Optima® Gooseneck Faucet – (3), (8), (9), (13)	1,433.20	931.58	7.60	671254474710
3365447BT	ETF-700-4-PLG-BDT-CP-1.5GPM-SHR-IR-S-BT-FCT	Optima® Surgical Bend Gooseneck Faucet – (3), (7), (8), (9), (13)	1,424.70	926.06	7.76	671254474673
3365278BT	ETF-700-4-PLG-BDT-CP-2.2GPM-LAM-IR-BT-FCT	Optima® Gooseneck Faucet – (3), (6), (9), (13)	1,329.30	864.05	6.90	671254472839
3365440BT	ETF-700-4-PLG-BDT-CP-2.2GPM-LAM-IR-S-BT-FCT	Optima® Surgical Bend Gooseneck Faucet – (3), (6), (7), (9), (13)	1,338.25	869.86	7.07	671254474642
3365010BT	ETF-700-4-PLG-TEE-CP-1.5GPM-SHR-IR-BT-FCT	Optima® Gooseneck Faucet – (1), (3), (8), (9)	1,198.15	778.80	6.78	671254472525
3365018BT	ETF-700-4-PLG-TEE-CP-1.5GPM-SHR-IR-S-BT-FCT	Optima® Surgical Bend Gooseneck Faucet – (1), (3), (6), (7), (8), (9)	1,207.25	784.71	8.03	671254473812
3365177BT	ETF-700-4-PLG-TEE-CP-2.2GPM-LAM-IR-BT-FCT	Optima® Gooseneck Faucet – (1), (3), (6), (9)	1,091.15	709.25	6.08	671254472235
3365185BT	ETF-700-4-PLG-TEE-CP-2.2GPM-LAM-IR-S-BT-FCT	Optima® Surgical Bend Gooseneck Faucet – (1), (3), (6), (7), (9)	1,100.25	715.16	7.90	671254472556
3365227BT	ETF-700-8-BOX-ADM-CP-1.5GPM-SHR-IR-BT-FCT	Optima® Gooseneck Faucet – (2), (8), (10), (11)	1,702.45	1,106.59	11.06	671254474826
3365209BT	ETF-700-8-BOX-ADM-CP-1.5GPM-SHR-IR-S-BT-FCT	Optima® Surgical Bend Gooseneck Faucet – (2), (7), (8), (10), (11)	1,688.35	1,097.43	11.23	671254474949
3365224BT	ETF-700-8-BOX-ADM-CP-2.2GPM-LAM-IR-BT-FCT	Optima® Gooseneck Faucet – (2), (6), (10), (11)	1,576.30	1,024.60	9.23	671254473690
3365206BT	ETF-700-8-BOX-ADM-CP-2.2GPM-LAM-IR-S-BT-FCT	Optima® Surgical Bend Gooseneck Faucet – (2), (6), (7), (10), (11)	1,600.15	1,040.10	10.53	671254474871
3365203BT	ETF-700-8-BOX-BDM-CP-1.5GPM-SHR-IR-BT-FCT	Optima® Gooseneck Faucet – (2), (8), (10), (12)	1,369.20	889.98	8.64	671254474819

Faucets, Soap Dispensers & Sinks

OLP

**Contact Your Local Sloan Representative

(1) Bak Chek (2) Box Transformer "B" (3) Plug-In Transformer "P" (4) Less Transformer "LT" (5) 0.5 gpm/1.9 Lpm Multi-Lam Spray Head (6) 2.2 gpm/8.3 Lpm Lamina Spray Head (7) Surgical Bend Spout "S" (8) Shower Head Spray 2.2 gpm/8.3 Lpm "H" (9) 4" Trim Plate (10) 8" Trim Plate (11) Above Deck Mixing Valve – MIX-110-AA Trim Plate "ADM" (12) Below Deck Mixing Valve – MIX-60-A "BDM" (13) Below Deck Thermostatic Mixing Valve – MIX-135-A "BDT" (14) Integral Temperature Control Spout Mixer "ISM" (15) Drain Pop Up "DPU" (16) Optima i.q.®-cliq button "IC" (17) 1.5 gpm/5.7 Lpm Aerator (18) 2.2 gpm/8.3 Lpm Aerated Spray Head (19) Above Deck Thermostatic Mixing Valve – MIX-139 "ADT" (30) 0.35 gpm flow rate

Pricing subject to change without notice. For most current pricing, refer to online price sheets at www.sloan.com

Code Number	Product Number	Description	List Price \$	MAPP Price \$	Est. Wt. (lbs.)	UPC Code
3365215BT	ETF-700-8-BOX-BDM-CP-1.5GPM-SHR-IR-S-BT-FCT	Optima® Surgical Bend Gooseneck Faucet – (2), (7), (8), (10), (12)	1,354.40	880.36	9.85	671254474925
3365200BT	ETF-700-8-BOX-BDM-CP-2.2GPM-LAM-IR-BT-FCT	Optima® Gooseneck Faucet – (2), (6), (10), (12)	1,238.60	805.09	8.99	671254474796
3365212BT	ETF-700-8-BOX-BDM-CP-2.2GPM-LAM-IR-S-BT-FCT	Optima® Surgical Bend Gooseneck Faucet – (2), (6), (7), (10), (12)	1,247.40	810.81	9.15	671254474864
3365438BT	ETF-700-8-BOX-BDT-CP-1.5GPM-SHR-IR-BT-FCT	Optima® Gooseneck Faucet – (2), (8), (10), (13)	1,504.05	977.63	10.02	671254474833
3365451BT	ETF-700-8-BOX-BDT-CP-1.5GPM-SHR-IR-S-BT-FCT	Optima® Surgical Bend Gooseneck Faucet – (2), (7), (8), (10), (13)	1,504.05	977.63	10.19	671254474956
3365282BT	ETF-700-8-BOX-BDT-CP-2.2GPM-LAM-IR-BT-FCT	Optima® Gooseneck Faucet – (2), (6), (10), (13)	1,425.70	926.71	9.33	671254474802
3365445BT	ETF-700-8-BOX-BDT-CP-2.2GPM-LAM-IR-S-BT-FCT	Optima® Surgical Bend Gooseneck Faucet – (2), (6), (7), (10), (13)	1,434.60	932.49	9.49	671254474888
3365183BT	ETF-700-8-BOX-TEE-CP-1.5GPM-SHR-IR-BT-FCT	Optima® Gooseneck Faucet – (1), (2), (8), (10)	1,310.90	852.09	9.20	671254474475
3365191BT	ETF-700-8-BOX-TEE-CP-1.5GPM-SHR-IR-S-BT-FCT	Optima® Surgical Bend Gooseneck Faucet – (1), (2), (6), (7), (8), (10)	1,306.40	849.16	9.37	671254474680
3365180BT	ETF-700-8-BOX-TEE-CP-2.2GPM-LAM-IR-BT-FCT	Optima® Gooseneck Faucet – (1), (2), (6), (10)	1,190.30	773.70	8.51	671254474734
3365188BT	ETF-700-8-BOX-TEE-CP-2.2GPM-LAM-IR-S-BT-FCT	Optima® Surgical Bend Gooseneck Faucet – (1), (2), (6), (7), (10)	1,199.40	779.61	8.67	671254474895
3365226BT	ETF-700-8-PLG-ADM-CP-1.5GPM-SHR-IR-BT-FCT	Optima® Gooseneck Faucet – (3), (8), (10), (11)	1,654.70	1,075.56	9.12	671254474505
3365208BT	ETF-700-8-PLG-ADM-CP-1.5GPM-SHR-IR-S-BT-FCT	Optima® Surgical Bend Gooseneck Faucet – (3), (7), (8), (10), (11)	1,663.45	1,081.24	9.28	671254475076
3365223BT	ETF-700-8-PLG-ADM-CP-2.2GPM-LAM-IR-BT-FCT	Optima® Gooseneck Faucet – (3), (6), (10), (11)	1,551.65	1,008.57	8.42	671254472853
3365205BT	ETF-700-8-PLG-ADM-CP-2.2GPM-LAM-IR-S-BT-FCT	Optima® Surgical Bend Gooseneck Faucet – (3), (6), (7), (10), (11)	1,560.10	1,014.07	9.14	671254473836
3365202BT	ETF-700-8-PLG-BDM-CP-1.5GPM-SHR-IR-BT-FCT	Optima® Gooseneck Faucet – (3), (8), (10), (12)	1,319.70	857.81	7.74	671254474482
3365214BT	ETF-700-8-PLG-BDM-CP-1.5GPM-SHR-IR-S-BT-FCT	Optima® Surgical Bend Gooseneck Faucet – (3), (7), (8), (10), (12)	1,328.85	863.75	7.90	671254474970
3365199BT	ETF-700-8-PLG-BDM-CP-2.2GPM-LAM-IR-BT-FCT	Optima® Gooseneck Faucet – (3), (6), (10), (12)	1,212.70	788.26	7.04	671254473584
3365211BT	ETF-700-8-PLG-BDM-CP-2.2GPM-LAM-IR-S-BT-FCT	Optima® Surgical Bend Gooseneck Faucet – (3), (6), (7), (10), (12)	1,221.70	794.11	7.21	671254474901
3365437BT	ETF-700-8-PLG-BDT-CP-1.5GPM-SHR-IR-BT-FCT	Optima® Gooseneck Faucet – (3), (8), (10), (13)	1,504.05	977.63	8.08	671254474574
3365450BT	ETF-700-8-PLG-BDT-CP-1.5GPM-SHR-IR-S-BT-FCT	Optima® Surgical Bend Gooseneck Faucet – (3), (7), (8), (10), (13)	1,496.05	972.43	8.24	671254474987
3365281BT	ETF-700-8-PLG-BDT-CP-2.2GPM-LAM-IR-BT-FCT	Optima® Gooseneck Faucet – (3), (6), (10), (13)	1,400.45	910.29	7.94	671254473706
3365444BT	ETF-700-8-PLG-BDT-CP-2.2GPM-LAM-IR-S-BT-FCT	Optima® Surgical Bend Gooseneck Faucet – (3), (6), (7), (10), (13)	1,409.40	916.11	7.55	671254474659
3365182BT	ETF-700-8-PLG-TEE-CP-1.5GPM-SHR-IR-BT-FCT	Optima® Gooseneck Faucet – (1), (3), (8), (10)	1,271.65	826.57	7.26	671254474741
3365190BT	ETF-700-8-PLG-TEE-CP-1.5GPM-SHR-IR-S-BT-FCT	Optima® Surgical Bend Gooseneck Faucet – (1), (3), (6), (7), (8), (10)	1,280.75	832.49	7.42	671254475083
3365179BT	ETF-700-8-PLG-TEE-CP-2.2GPM-LAM-IR-BT-FCT	Optima® Gooseneck Faucet – (1), (3), (6), (10)	1,164.75	757.09	6.56	671254472501
3365187BT	ETF-700-8-PLG-TEE-CP-2.2GPM-LAM-IR-S-BT-FCT	Optima® Surgical Bend Gooseneck Faucet – (1), (3), (6), (7), (10)	1,173.70	762.91	7.92	671254473850



ETF700 Hardwired
EBF750 Battery



ETF700-S Hardwired with Surgical Bend Spout
EBF750-S Battery with Surgical Bend Spout



ETF700-H Hardwired with Shower Spout
EBF750-H Battery with Shower Spout

**Contact Your Local Sloan Representative

(1) Bak Chek (2) Box Transformer "B" (3) Plug-In Transformer "P" (4) Less Transformer "LT" (5) 0.5 gpm/1.9 Lpm Multi-Lam Spray Head (6) 2.2 gpm/8.3 Lpm Lamina Spray Head (7) Surgical Bend Spout "S" (8) Shower Head Spray 2.2 gpm/8.3 Lpm "H" (9) 4" Trim Plate (10) 8" Trim Plate (11) Above Deck Mixing Valve – MIX-110-AA Trim Plate "ADM" (12) Below Deck Mixing Valve – MIX-60-A "BDM" (13) Below Deck Thermostatic Mixing Valve – MIX-135-A "BDT" (14) Integral Temperature Control Spout Mixer "ISM" (15) Drain Pop Up "DPU" (16) Optima i.q.®-cliq button "IC" (17) 1.5 gpm/5.7 Lpm Aerator (18) 2.2 gpm/8.3 Lpm Aerated Spray Head (19) Above Deck Thermostatic Mixing Valve – MIX-139 "ADT" (30) 0.35 gpm flow rate

Code Number	Product Number	Description	List Price \$	MAPP Price \$	Est. Wt. (lbs.)	UPC Code
-------------	----------------	-------------	---------------	---------------	-----------------	----------

EBF-750-S Battery-Powered Sensor-Activated Deck Mount Surgical Bend Gooseneck Faucets

Include chrome plated brass deck mount surgical bend gooseneck faucet, spray head or showerhead, sensor with splash-proof circuit control module with integral filtered solenoid valve, 4 "C" cell Alkaline batteries. Low Lead Compliant.

Bluetooth enabled EBF 750 battery powered series sensor faucets

3315315BT	EBF-750-4-BAT-BDM-CP-1.5GPM-LAM-IR-BT-FCT	Optima Plus® Faucet – (9)	1,231.25	800.31	6.61	671254473775
3315172BT	EBF-750-4-BAT-BDM-CP-1.5GPM-SHR-IR-BT-FCT	Optima Plus® Faucet – (8), (9), (12)	1,293.05	840.48	7.22	671254473607
3315178BT	EBF-750-4-BAT-BDM-CP-1.5GPM-SHR-IR-S-BT-FCT	Optima Plus® Faucet – (7), (8), (9), (12)	1,301.45	845.94	7.35	671254473805
3315170BT	EBF-750-4-BAT-BDM-CP-2.2GPM-LAM-IR-BT-FCT	Optima Plus® Faucet – (6), (9), (12)	1,231.25	800.31	6.40	671254473355
3315176BT	EBF-750-4-BAT-BDM-CP-2.2GPM-LAM-IR-S-BT-FCT	Optima Plus® Faucet – (6), (7), (9), (12)	1,231.25	800.31	6.57	671254472877
3315317BT	EBF-750-4-BAT-BDT-CP-1.5GPM-LAM-IR-BT-FCT	Optima Plus® Faucet – (9)	1,370.70	890.96	6.60	671254473720
3315187BT	EBF-750-4-BAT-BDT-CP-1.5GPM-SHR-IR-BT-FCT	Optima Plus® Faucet – (8), (9), (13)	1,464.50	951.93	7.44	671254473577
3315191BT	EBF-750-4-BAT-BDT-CP-1.5GPM-SHR-IR-S-BT-FCT	Optima Plus® Faucet – (7), (8), (9), (13)	1,472.85	957.35	7.60	671254474598
3315185BT	EBF-750-4-BAT-BDT-CP-2.2GPM-LAM-IR-BT-FCT	Optima Plus® Faucet – (6), (9), (13)	1,370.70	890.96	6.74	671254473256
3315189BT	EBF-750-4-BAT-BDT-CP-2.2GPM-LAM-IR-S-BT-FCT	Optima Plus® Faucet – (6), (7), (9), (13)	1,378.95	896.32	6.74	671254473782
3315327BT	EBF-750-4-BAT-TEE-CP-0.35GPM-MLM-IR-BT-FCT	Optima Plus® Faucet – (30)	1,170.85	761.05	5.90	671254474512
3315318BT	EBF-750-4-BAT-TEE-CP-1.0GPM-LAM-IR-BT-FCT	Optima Plus® Faucet – (9)	1,170.85	761.05	5.92	671254474529
3315314BT	EBF-750-4-BAT-TEE-CP-1.5GPM-LAM-IR-BT-FCT	Optima Plus® Faucet – (9)	1,170.85	761.05	5.12	671254473676
3315059BT	EBF-750-4-BAT-TEE-CP-1.5GPM-SHR-IR-BT-FCT	Optima Plus® Faucet – (1), (8), (9)	1,190.20	773.63	6.62	671254472518
3315068BT	EBF-750-4-BAT-TEE-CP-1.5GPM-SHR-IR-S-BT-FCT	Optima Plus® Faucet – (1), (7), (8), (9)	1,190.20	773.63	7.06	671254472549
3315104BT	EBF-750-4-BAT-TEE-CP-2.2GPM-LAM-IR-BT-FCT	Optima Plus® Faucet – (1), (6), (9)	1,170.85	761.05	5.92	671254472228
3315105BT	EBF-750-4-BAT-TEE-CP-2.2GPM-LAM-IR-S-BT-FCT	Optima Plus® Faucet – (1), (6), (7), (9)	1,170.85	761.05	5.25	671254472181
3315169BT	EBF-750-8-BAT-ADM-CP-1.5GPM-SHR-IR-BT-FCT	Optima Plus® Faucet – (8), (10), (11)	1,732.50	1,126.13	8.96	671254474789
3315175BT	EBF-750-8-BAT-ADM-CP-1.5GPM-SHR-IR-S-BT-FCT	Optima Plus® Faucet – (7), (8), (10), (11)	1,740.95	1,131.62	9.12	671254475014
3315168BT	EBF-750-8-BAT-ADM-CP-2.2GPM-LAM-IR-BT-FCT	Optima Plus® Faucet – (6), (10), (11)	1,632.35	1,061.03	8.26	671254472792
3315174BT	EBF-750-8-BAT-ADM-CP-2.2GPM-LAM-IR-S-BT-FCT	Optima Plus® Faucet – (6), (7), (10), (11)	1,640.95	1,066.62	8.43	671254472884
3315173BT	EBF-750-8-BAT-BDM-CP-1.5GPM-SHR-IR-BT-FCT	Optima Plus® Faucet – (8), (10), (12)	1,361.75	885.14	7.58	671254474772
3315179BT	EBF-750-8-BAT-BDM-CP-1.5GPM-SHR-IR-S-BT-FCT	Optima Plus® Faucet – (7), (8), (10), (12)	1,370.25	890.66	7.86	671254474581
3315171BT	EBF-750-8-BAT-BDM-CP-2.2GPM-LAM-IR-BT-FCT	Optima Plus® Faucet – (6), (10), (12)	1,264.75	822.09	6.88	671254472846
3315177BT	EBF-750-8-BAT-BDM-CP-2.2GPM-LAM-IR-S-BT-FCT	Optima Plus® Faucet – (6), (7), (10), (12)	1,273.10	827.52	7.05	671254474635
3315188BT	EBF-750-8-BAT-BDT-CP-1.5GPM-SHR-IR-BT-FCT	Optima Plus® Faucet – (8), (10), (13)	1,531.40	995.41	7.89	671254473744
3315192BT	EBF-750-8-BAT-BDT-CP-1.5GPM-SHR-IR-S-BT-FCT	Optima Plus® Faucet – (7), (8), (10), (13)	1,539.50	1,000.68	8.08	671254475021
3315186BT	EBF-750-8-BAT-BDT-CP-2.2GPM-LAM-IR-BT-FCT	Optima Plus® Faucet – (6), (10), (13)	1,433.85	932.00	7.30	671254473683
3315190BT	EBF-750-8-BAT-BDT-CP-2.2GPM-LAM-IR-S-BT-FCT	Optima Plus® Faucet – (6), (7), (10), (13)	1,442.40	937.56	7.25	671254473843
3315165BT	EBF-750-8-BAT-TEE-CP-1.5GPM-SHR-IR-BT-FCT	Optima Plus® Faucet – (1), (8), (10)	1,316.75	855.89	7.10	671254474543
3315167BT	EBF-750-8-BAT-TEE-CP-1.5GPM-SHR-IR-S-BT-FCT	Optima Plus® Faucet – (1), (7), (8), (10)	1,325.20	861.38	7.26	671254474697
3315164BT	EBF-750-8-BAT-TEE-CP-2.2GPM-LAM-IR-BT-FCT	Optima Plus® Faucet – (1), (6), (10)	1,219.50	792.68	6.40	671254472488
3315166BT	EBF-750-8-BAT-TEE-CP-2.2GPM-LAM-IR-S-BT-FCT	Optima Plus® Faucet – (1), (6), (7), (10)	1,227.55	797.91	6.90	671254473829

**Contact Your Local Sloan Representative

(1) Bak Chek (2) Box Transformer "B" (3) Plug-In Transformer "P" (4) Less Transformer "LT" (5) 0.5 gpm/1.9 Lpm Multi-Lam Spray Head (6) 2.2 gpm/8.3 Lpm Lamina Spray Head (7) Surgical Bend Spout "S" (8) Shower Head Spray 2.2 gpm/8.3 Lpm "H" (9) 4" Trim Plate (10) 8" Trim Plate (11) Above Deck Mixing Valve – MIX-110-AA Trim Plate "ADM" (12) Below Deck Mixing Valve – MIX-60-A "BDM" (13) Below Deck Thermostatic Mixing Valve – MIX-135-A "BDT" (14) Integral Temperature Control Spout Mixer "ISM" (15) Drain Pop Up "DPU" (16) Optima i.q.®-cliq button "IC" (17) 1.5 gpm/5.7 Lpm Aerator (18) 2.2 gpm/8.3 Lpm Aerated Spray Head (19) Above Deck Thermostatic Mixing Valve – MIX-139 "ADT"

Pricing subject to change without notice. For most current pricing, refer to online price sheets at www.sloan.com

Code Number	Product Number	Description	List Price \$	MAPP Price \$	Est. Wt. (lbs.)	UPC Code
-------------	----------------	-------------	---------------	---------------	-----------------	----------

SF 2100 Series Pedestal Style Chrome Plated Line Powered Sensor-Activated Faucets

Includes sensor assembly, range adjustment, adjustable time out, integral plastic mesh filter, 4" trim plate, 0.5 gpm maximum flow spray head, and Bak-Chek® and flex hose. Low Lead Compliant.

3362103	SF-2100-4	SF Series Sensor Faucet – (1), (5), (9)	563.40	366.21	5.65	671254313811
3362111	SF-2100-4-BDM	SF Series Sensor Faucet – (5), (9), (12)	613.55	398.81	5.20	671254315440
3362176	SF2100-4 CP FCT 0.35 GPM	SF Series Sensor Faucet – (30)	563.40	366.21	5.65	671254454125

SF 2150 Series Pedestal Style Battery-Powered Electronic Faucet

Includes chrome plated, sensor assembly, range adjustment, adjustable time out, integral plastic mesh filter, 4" trim plate, 0.5 gpm maximum flow spray head, and Bak-Chek® and flex hose.

3362102	SF-2150-4	SF Series Faucet – (1), (5), (9)	531.15	345.25	5.51	671254313828
3362110	SF-2150-4-BDM	SF Series Faucet – (5), (9), (12)	575.45	374.04	5.77	671254315433
3362170	SF2150-4 CP FCT 0.35 GPM	SF Series Faucet – (30)	531.15	345.25	5.51	671254454071
3362177	SF2150-4-BDM CP 0.35 GPM	SF Series Faucet – (30)	580.90	377.59	5.77	671254454132

SF 2200 Series Gooseneck Style Chrome Plated Line Powered Sensor-Activated Faucets

Includes sensor assembly, range adjustment, adjustable time out, integral plastic mesh filter, 4" trim plate, 2.2 gpm laminar flow spray head, and Bak-Chek® and flex hose. Low Lead Compliant.

3362109	SF-2200-4	SF Series Sensor Faucet – (1), (6), (9)	544.65	354.02	5.40	671254315426
3362113	SF-2200-4-BDM	SF Series Sensor Faucet – (6), (9), (12)	594.35	386.33	5.60	671254315464
3362149	SF2200-4 CP G'NECK 4" HW OPER. 1.0 GPM	SF Series Faucet – (9)	545.25	354.41	4.82	671254438903
3362152	SF2200-4-BDM CP FCT GNECK 1.0 GPM HW BB	SF Series Faucet – (9) (12)	594.35	386.33	4.82	671254438910
3362147	SF2200-4-BDM FCT GNECK 4"HW BAT 1.5GPM	SF Series Faucet – (9) (12)	594.35	386.33	5.40	671254433748
3362146	SF2200-4-CP FCT G'NECK 4" HW BAT 1.5 GPM	SF Series Faucet – (9)	545.25	354.41	5.40	671254433731
3362153	SF2200-4 CP FCT GNECK 0.5 GPM HW BB	SF Series Faucet – (9)	545.25	354.41	4.82	671254443839
3362175	SF2200-4 CP G'NECK 0.35 GPM	SF Series Faucet – (30)	545.25	354.41	4.82	671254454002

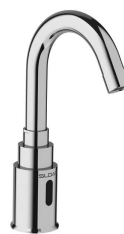
SF Series 2250 Gooseneck Style Battery-Powered Electronic Faucets

Includes chrome plated, sensor assembly, range adjustment, adjustable time out, integral plastic mesh filter, 4" trim plate, 2.2 gpm laminar flow spray head and Bak-Chek® and flex hose. Low Lead Compliant.

3362104	SF-2250-4	SF Series Faucet – (1), (6), (9)	512.15	332.90	4.82	671254313842
3362173	SF2250-4 CP G'NECK 0.35 GPM	SF Series Faucet – (30)	517.00	336.05	4.82	671254453982
3362180	SF2250-4-BDM CP G'NECK 0.35 GPM	SF Series Faucet – (30)	561.60	365.04	4.82	671254453999
3362112	SF-2250-4-BDM	SF Series Faucet – (6), (9), (12)	561.60	365.04	5.05	671254315457
3362144	SF2250-4 CP FCT G'NECK 4" BATT 0.5GPM	SF Series Faucet – (9)	512.15	332.90	4.78	671254397590
3362145	SF2250-4 CP G'NECK 4" BATT OPER 1.5 GPM	SF Series Faucet – (9)	517.00	336.05	4.82	671254433656
3362150	SF2250-4 CP G'NECK 4" BATT OPER. 1.0 GPM	SF Series Faucet – (9)	517.00	336.05	4.82	671254437531
3362151	SF2250-4-BDM CP FCT GNECK 1.0 GPM BAT	SF Series Faucet – (9) (12)	561.60	365.04	4.82	671254438927
3362148	SF2250-4-BDM FCT G'NECK 4" BAT 1.5GPM	SF Series Faucet – (9) (12)	561.60	365.04	5.05	671254433755



SF2100 Hardwired
SF2150 Battery



SF2200 Hardwired
SF2250 Battery

**Contact Your Local Sloan Representative

(1) Bak Chek (2) Box Transformer "B" (3) Plug-In Transformer "P" (4) Less Transformer "LT" (5) 0.5 gpm/1.9 Lpm Multi-Lam Spray Head (6) 2.2 gpm/8.3 Lpm Laminar Spray Head (7) Surgical Bend Spout "S" (8) Shower Head Spray 2.2 gpm/8.3 Lpm "H" (9) 4" Trim Plate (10) 8" Trim Plate (11) Above Deck Mixing Valve – MIX-110-AA Trim Plate "ADM" (12) Below Deck Mixing Valve – MIX-60-A "BDM" (13) Below Deck Thermostatic Mixing Valve – MIX-135-A "BDT" (14) Integral Temperature Control Spout Mixer "ISM" (15) Drain Pop Up "DPU" (16) Optima i.q.®-cliq button "IC" (17) 1.5 gpm/5.7 Lpm Aerator (18) 2.2 gpm/8.3 Lpm Aerated Spray Head (19) Above Deck Thermostatic Mixing Valve – MIX-139 "ADT"

Pricing subject to change without notice. For most current pricing, refer to online price sheets at www.sloan.com

Code Number	Product Number	Description	List Price \$	MAPP Price \$	Est. Wt. (lbs.)	UPC Code
-------------	----------------	-------------	---------------	---------------	-----------------	----------

SF 2300 Series 4" Centerset Chrome Plated Line Powered Sensor-Activated Faucets

Includes sensor assembly, range adjustment, adjustable time out, integral plastic mesh filter, 0.5 gpm maximum flow spray head, and Bak-Chek® and flex hose. Low Lead Compliant.

3362116	SF-2300	SF Series Sensor Faucet – (1), (5)	547.35	355.78	5.75	671254322974
3362115	SF-2300-BDM	SF Series Sensor Faucet – (5), (12)	591.80	384.67	6.05	671254322981
3362179	SF2300 CP 0.35 GPM	SF Series Sensor Faucet – (30)	548.70	356.66	5.75	671254454156

SF 2350 Series 4" Centerset Battery-Powered Electronic Faucets

Includes chrome plated, integral spout, sensor assembly, range adjustment, adjustable time out, integral plastic mesh filter, 0.5 gpm maximum flow spray head, and Bak-Chek® and flex hose. Low Lead Compliant.

3362119	SF-2350	SF Series Faucet – (1), (5)	516.00	335.40	6.00	671254323070
3362118	SF-2350-BDM	SF Series Faucet – (5), (12)	563.40	366.21	6.53	671254323063
3362171	SF2350 CP FCT 0.35 GPM	SF Series Faucet – (30)	516.00	335.40	5.56	671254454095
3362174	SF2350-BDM CP 0.35 GPM	SF Series Faucet – (30)	563.40	366.21	5.77	671254454118

SF 2400 Series Pedestal Style Chrome Plated Line Powered Sensor-Activated Faucets

Includes sensor assembly, range adjustment, adjustable time out, integral plastic mesh filter, 4" trim plate, 0.5 gpm maximum flow spray head, and Bak-Chek® and flex hose. Low Lead Compliant.

3362130	SF-2400-4	SF Series Faucet - (1), (3), (5), (9)	547.35	355.78	6.40	671254350632
3362133	SF-2400-4-BDM	SF Series Faucet - (1), (3), (5), (9), (12)	613.55	398.81	6.66	671254354784

SF 2450 Series Pedestal Style Battery-Powered Electronic Faucet

Includes chrome plated, integral spout, sensor assembly, range adjustment, adjustable time out, integral plastic mesh filter, 0.5 gpm maximum flow spray head, and Bak-Chek® and flex hose. Low Lead Compliant.

3362124	SF-2450-4	SF Series Faucet – (1), (5), (9)	531.15	345.25	5.81	671254349001
3362127	SF-2450-4-BDM	SF Series Faucet – (5), (9), (12)	575.45	374.04	5.50	671254375451
3362172	SF2450-4 CP 0.35 GPM	SF Series Faucet – (30)	531.15	345.25	5.81	671254454101

Faucets, Soap Dispensers & Sinks
OLP



SF2300 Hardwired
SF2350 Battery



SF2400 Hardwired
SF2450 Battery

**Contact Your Local Sloan Representative

(1) Bak Chek (2) Box Transformer "B" (3) Plug-In Transformer "P" (4) Less Transformer "LT" (5) 0.5 gpm/1.9 Lpm Multi-Lam Spray Head (6) 2.2 gpm/8.3 Lpm Laminar Spray Head (7) Surgical Bend Spout "S" (8) Shower Head Spray 2.2 gpm/8.3 Lpm "H" (9) 4" Trim Plate (10) 8" Trim Plate (11) Above Deck Mixing Valve – MIX-110-AA Trim Plate "ADM" (12) Below Deck Mixing Valve – MIX-60-A "BDM" (13) Below Deck Thermostatic Mixing Valve – MIX-135-A "BDT" (14) Integral Temperature Control Spout Mixer "ISM" (15) Drain Pop Up "DPU" (16) Optima i.q.®-cliq button "IC" (17) 1.5 gpm/5.7 Lpm Aerator (18) 2.2 gpm/8.3 Lpm Aerated Spray Head (19) Above Deck Thermostatic Mixing Valve – MIX-139 "ADT"

Pricing subject to change without notice. For most current pricing, refer to online price sheets at www.sloan.com

Code Number	Product Number	Description	List Price \$	MAPP Price \$	Est. Wt. (lbs.)	UPC Code
SF 2800 Series Wall Mounted Style Hardwired-Powered Electronic Faucets						
33621017	SF2800-PLG-BDM-CP-0.35GPM-MLM-FCT	SF Series Faucet - (12), (30)	687.18	446.67	4.78	67125456226
33621019	SF2800-PLG-BDM-CP-0.5GPM-MLM-FCT	SF Series Faucet - (5), (12)	687.18	446.67	4.78	67125456228
33621016	SF2800-PLG-CP-0.35GPM-MLM-FCT	SF Series Faucet - (30)	613.03	398.47	4.26	67125456225
33621018	SF2800-PLG-CP-0.5GPM-MLM-FCT	SF Series Faucet - (5)	613.03	398.47	4.26	67125456227
SF 2850 Series Wall Mounted Style Battery-Powered Electronic Faucets						
33621013	SF2850-BAT-BDM-CP-0.35GPM-MLM-FCT	SF Series Faucet - (12), (30)	644.50	418.93	4.78	67125456223
33621015	SF2850-BAT-BDM-CP-0.5GPM-MLM-FCT	SF Series Faucet - (5), (12)	644.50	418.93	4.78	67125456224
33621012	SF2850-BAT-CP-0.35GPM-MLM-FCT	SF Series Faucet - (30)	594.89	386.68	4.26	67125456222
33621014	SF2850-BAT-CP-0.5GPM-MLM-FCT	SF Series Faucet - (5)	594.89	386.68	4.26	67125455701
SF 2900 Series Deck Mounted Style Hardwired-Powered Electronic Faucets						
33621008	SF2900-4-PLG-BDM-CP-0.35-MLM-FCT	SF Series Faucet - (12), (30)	613.55	398.81	5.48	67125456237
33621011	SF2900-4-PLG-BDM-CP-0.5-MLM-FCT	SF Series Faucet - (5), (12)	613.55	398.81	5.48	67125456239
33621007	SF2900-4-PLG-CP-0.35GPM-MLM-FCT	SF Series Faucet - (30)	547.35	355.78	4.96	67125456236
33621009	SF2900-4-PLG-CP-0.5GPM-MLM-FCT	SF Series Faucet - (5)	547.35	355.78	4.96	67125456238
SF 2950 Series Deck Mounted Style Battery-Powered Electronic Faucets.						
33621004	SF2950-4-BAT-BDM-CP-0.35GPM-MLM-FCT	SF Series Faucet - (12), (30)	575.45	374.04	5.48	67125456234
33621006	SF2950-4-BAT-BDM-CP-0.5GPM-MLM-FCT	SF Series Faucet - (5), (12)	575.45	374.04	5.48	67125456235
33621003	SF2950-BAT-CP-0.35GPM-MLM-FCT	SF Series Faucet - (30)	531.15	345.25	4.96	67125456233
33621005	SF2950-BAT-CP-0.5GPM-MLM-FCT	SF Series Faucet - (5)	531.15	345.25	4.96	67125455702

Code Number	Product Number	Description	List Price \$	MAPP Price \$	Est. Wt. (lbs.)	UPC Code
-------------	----------------	-------------	---------------	---------------	-----------------	----------

ETF-600 – 4” Centerset Sensor-Activated Hand Washing Faucets

Includes chrome plated brass lavatory faucet, flow control spray head, in-spout sensor with splash-proof circuit control module. 24 VAC transformer (specify plug-in or box mount hardware), 24 VAC solenoid valve with integral “Y” filter. Low Lead Compliant.

Bluetooth enabled ETF 600 hardwired series sensor faucets

3365328BT	ETF-600-8-BOX-BDM-CP-0.5GPM-MLM-IR-BT-FCT	Optima® Hand Washing Faucet – (2), (5), (10), (12)	1,134.35	737.33	9.14	671254474277
3365263BT	ETF-600-8-BOX-BDT-CP-0.5GPM-MLM-IR-BT-FCT	Optima® Hand Washing Faucet – (2), (5), (10), (13)	1,321.95	859.27	9.48	671254473461
3365333BT	ETF-600-8-BOX-TEE-CP-0.5GPM-MLM-IR-BT-FCT	Optima® Hand Washing Faucet – (1), (2), (5)	1,078.15	700.80	8.66	671254472426
3365327BT	ETF-600-8-PLG-BDM-CP-0.5GPM-MLM-IR-BT-FCT	Optima® Hand Washing Faucet – (3), (5), (10), (12)	1,106.05	718.93	7.20	671254474284
3365250BT	ETF-600-8-PLG-BDT-CP-0.5GPM-MLM-IR-BT-FCT	Optima® Hand Washing Faucet – (3), (5), (10), (13)	1,319.20	857.48	7.54	671254473454
3365332BT	ETF-600-8-PLG-TEE-CP-0.5GPM-MLM-IR-BT-FCT	Optima® Hand Washing Faucet – (1), (3), (5)	1,049.80	682.37	6.72	671254472419
3365325BT	ETF-600-BOX-BDM-CP-0.5GPM-MLM-IR-BT-FCT	Optima® Hand Washing Faucet – (2), (5), (12)	1,017.85	661.60	8.60	671254473386
3365248BT	ETF-600-BOX-BDT-CP-0.5GPM-MLM-IR-BT-FCT	Optima® Hand Washing Faucet – (2), (5), (13)	1,233.60	801.84	8.94	671254473201
3365779BT	ETF-600-BOX-TEE-CP-0.35GPM-MLM-IR-BT-FCT	Optima® Hand Washing Faucet – (30)	965.10	627.32	8.11	671254474291
3365331BT	ETF-600-BOX-TEE-CP-0.5GPM-MLM-IR-BT-FCT	Optima® Hand Washing Faucet – (1), (2), (5)	955.85	621.30	6.00	671254468436
3365324BT	ETF-600-PLG-BDM-CP-0.5GPM-MLM-IR-BT-FCT	Optima® Hand Washing Faucet – (3), (5), (12)	989.45	643.14	6.66	671254473164
3365247BT	ETF-600-PLG-BDT-CP-0.5GPM-MLM-IR-BT-FCT	Optima® Hand Washing Faucet – (3), (5), (13)	1,206.05	783.93	7.00	671254473188
3365773BT	ETF-600-PLG-TEE-CP-0.35GPM-MLM-IR-BT-FCT	Optima® Hand Washing Faucet – (30)	936.65	608.82	6.17	671254474307
3365330BT	ETF-600-PLG-TEE-CP-0.5GPM-MLM-IR-BT-FCT	Optima® Hand Washing Faucet – (1), (3), (5)	1,059.10	688.42	6.26	671254468429

EBF-650 Battery-Powered 4” Centerset Sensor-Activated Hand Washing Faucets

Includes chrome plated brass 4” centerset lavatory faucet, flow control spray head, water-tight control module with integral filtered solenoid valve, 4 “AA” Alkaline batteries. Low Lead Compliant.

Bluetooth enabled EBF 650 battery powered series sensor faucets

3315138BT	EBF-650-8-BAT-BDM-CP-0.5GPM-MLM-IR-BT-FCT	Optima Plus® Faucet – (5), (10), (12)	1,152.45	749.09	7.04	671254468504
3315184BT	EBF-650-8-BAT-BDT-CP-0.5GPM-MLM-IR-BT-FCT	Optima Plus® Faucet – (5), (10), (13)	1,344.45	873.89	7.38	671254472730
3315139BT	EBF-650-8-BAT-TEE-CP-0.5GPM-MLM-IR-BT-FCT	Optima Plus® Faucet – (1), (5), (10)	1,104.00	717.60	6.56	671254472273
3315326BT	EBF-650-BAT-BDM-CP-0.35GPM-MLM-IR-BT-FCT	Optima Plus® Faucet – (30)	1,045.25	679.41	6.49	671254474314
3315137BT	EBF-650-BAT-BDM-CP-0.5GPM-MLM-IR-BT-FCT	Optima Plus® Faucet – (5), (12)	1,055.55	686.11	6.50	671254468498
3315330BT	EBF-650-BAT-BDT-CP-0.35GPM-MLM-IR-BT-FCT	Optima Plus® Faucet – (30)	1,240.40	806.26	6.49	671254474321
3315183BT	EBF-650-BAT-BDT-CP-0.5GPM-MLM-IR-BT-FCT	Optima Plus® Faucet – (5), (13)	1,252.60	814.19	6.80	671254468535
3315322BT	EBF-650-BAT-TEE-CP-0.35GPM-MLM-IR-BT-FCT	Optima Plus® Faucet – (30)	996.65	647.82	6.01	671254474345
3315025BT	EBF-650-BAT-TEE-CP-0.5GPM-MLM-IR-BT-FCT	Optima Plus® Faucet – (1), (5)	1,006.45	654.19	5.81	671254468481



ETF600 Hardwired
EBF650 Battery

Code Number	Product Number	Description	List Price \$	MAPP Price \$	Est. Wt. (lbs.)	UPC Code
-------------	----------------	-------------	---------------	---------------	-----------------	----------

ETF-610 Sensor-Activated Hand Washing Faucets

Includes chrome plated brass pedestal lavatory faucet, flow control spray head, In-Spout sensor with splash-proof circuit control module, 24 VAC transformer (specify plug-in or box mount hardware), 24 VAC solenoid valve with integral "Y" filter. Low Lead Compliant.

Bluetooth enabled ETF 610 hardwired series sensor faucets

3365169BT	ETF-610-4-BOX-BDM-CP-0.5GPM-MLM-IR-BT-FCT	Optima® Hand Washing Faucet – (2), (5), (9), (11)	997.70	648.51	8.33	671254472723
3365267BT	ETF-610-4-BOX-BDT-CP-0.5GPM-MLM-IR-BT-FCT	Optima® Hand Washing Faucet – (2), (5), (9), (13)	1,163.10	756.02	8.67	671254473430
3365164BT	ETF-610-4-BOX-TEE-CP-0.5GPM-MLM-IR-BT-FCT	Optima® Hand Washing Faucet – (1), (2), (5), (9)	940.10	611.07	7.85	671254472396
3365168BT	ETF-610-4-PLG-BDM-CP-0.5GPM-MLM-IR-BT-FCT	Optima® Hand Washing Faucet – (3), (5), (9), (11)	971.50	631.48	6.38	671254473096
3365266BT	ETF-610-4-PLG-BDT-CP-0.5GPM-MLM-IR-BT-FCT	Optima® Hand Washing Faucet – (3), (5), (9), (13)	1,163.10	756.02	6.72	671254473119
3365775BT	ETF-610-4-PLG-TEE-CP-0.35GPM-MLM-IR-BT-FCT	Optima® Hand Washing Faucet – (30)	923.00	599.95	5.90	671254474246
3365163BT	ETF-610-4-PLG-TEE-CP-0.5GPM-MLM-IR-BT-FCT	Optima® Hand Washing Faucet – (1), (3), (5), (9)	985.40	640.51	5.73	671254468443
3365175BT	ETF-610-8-BOX-ADM-CP-0.5GPM-MLM-IR-BT-FCT	Optima® Hand Washing Faucet – (2), (5), (10), (11)	1,271.80	826.67	10.16	671254474154
3365172BT	ETF-610-8-BOX-BDM-CP-0.5GPM-MLM-IR-BT-FCT	Optima® Hand Washing Faucet – (2), (5), (10), (12)	1,063.15	691.05	8.78	671254474192
3365270BT	ETF-610-8-BOX-BDT-CP-0.5GPM-MLM-IR-BT-FCT	Optima® Hand Washing Faucet – (2), (5), (10), (13)	1,185.30	770.45	9.12	671254473379
3365166BT	ETF-610-8-BOX-TEE-CP-0.5GPM-MLM-IR-BT-FCT	Optima® Hand Washing Faucet – (1), (2), (5), (10)	999.10	649.42	8.30	671254474147
3365174BT	ETF-610-8-PLG-ADM-CP-0.5GPM-MLM-IR-BT-FCT	Optima® Hand Washing Faucet – (3), (5), (10), (11)	1,247.80	811.07	8.21	671254474239
3365171BT	ETF-610-8-PLG-BDM-CP-0.5GPM-MLM-IR-BT-FCT	Optima® Hand Washing Faucet – (3), (5), (10), (12)	1,047.60	680.94	6.83	671254474208
3365269BT	ETF-610-8-PLG-BDT-CP-0.5GPM-MLM-IR-BT-FCT	Optima® Hand Washing Faucet – (3), (5), (10), (13)	1,185.30	770.45	7.17	671254474215
3365165BT	ETF-610-8-PLG-TEE-CP-0.5GPM-MLM-IR-BT-FCT	Optima® Hand Washing Faucet – (1), (3), (5), (10)	1,007.60	654.94	6.35	671254472402

EBF-615 Battery-Powered Deck-Mounted Sensor-Activated Hand Washing Faucets

Includes chrome plated brass pedestal lavatory faucet, flow control spray head, in-spout sensor, water-tight circuit control module with integral filtered solenoid valve, 4 "AA" Alkaline batteries. Low Lead Compliant.

Bluetooth enabled EBF 615 battery powered series sensor faucets

3315331BT	EBF-615-4-BAT-BDM-CP-0.35GPM-MLM-IR-BT-FCT	Optima Plus® Faucet – (30)	985.45	640.54	6.22	671254474253
3315154BT	EBF-615-4-BAT-BDM-CP-0.5GPM-MLM-IR-BT-FCT	Optima Plus® Faucet – (5), (9), (12)	978.30	635.90	6.14	671254468467
3315181BT	EBF-615-4-BAT-BDT-CP-0.5GPM-MLM-IR-BT-FCT	Optima Plus® Faucet – (5), (9), (13)	1,123.35	730.18	5.80	671254473089
3315324BT	EBF-615-4-BAT-TEE-CP-0.35GPM-MLM-IR-BT-FCT	Optima Plus® Faucet – (30)	926.10	601.97	5.74	671254474260
3315114BT	EBF-615-4-BAT-TEE-CP-0.5GPM-MLM-IR-BT-FCT	Optima Plus® Faucet – (1), (5), (9)	917.25	596.21	5.84	671254468450
3315155BT	EBF-615-8-BAT-BDM-CP-0.5GPM-MLM-IR-BT-FCT	Optima Plus® Faucet – (5), (10), (12)	1,015.65	660.17	6.67	671254473140
3315182BT	EBF-615-8-BAT-BDT-CP-0.5GPM-MLM-IR-BT-FCT	Optima Plus® Faucet – (5), (10), (13)	1,177.80	765.57	7.01	671254473409
3315152BT	EBF-615-8-BAT-TEE-CP-0.5GPM-MLM-IR-BT-FCT	Optima Plus® Faucet – (1), (5), (10)	967.05	628.58	6.19	671254472334



ETF610 Hardwired
EBF615 Battery

**Contact Your Local Sloan Representative

(1) Bak Chek (2) Box Transformer "B" (3) Plug-In Transformer "P" (4) Less Transformer "LT" (5) 0.5 gpm/1.9 Lpm Multi-Lam Spray Head (6) 2.2 gpm/8.3 Lpm Laminar Spray Head (7) Surgical Bend Spout "S" (8) Shower Head Spray 2.2 gpm/8.3 Lpm "H" (9) 4" Trim Plate (10) 8" Trim Plate (11) Above Deck Mixing Valve – MIX-110-AA Trim Plate "ADM" (12) Below Deck Mixing Valve – MIX-60-A "BDM" (13) Below Deck Thermostatic Mixing Valve – MIX-135-A "BDT" (14) Integral Temperature Control Spout Mixer "ISM" (15) Drain Pop Up "DPU" (16) Optima i.q.®-cliq button "IC" (17) 1.5 gpm/5.7 Lpm Aerator (18) 2.2 gpm/8.3 Lpm Aerated Spray Head (19) Above Deck Thermostatic Mixing Valve – MIX-139 "ADT"

Pricing subject to change without notice. For most current pricing, refer to online price sheets at www.sloan.com

Code Number	Product Number	Description	List Price \$	MAPP Price \$	Est. Wt. (lbs.)	UPC Code
-------------	----------------	-------------	---------------	---------------	-----------------	----------

ETF-660 On-Q® Sensor-Activated Hand Washing Faucets

Includes chrome plated brass lavatory faucet, flow control spray head, On-Q® sensor with splash-proof circuit control module, 24 VAC transformer (specify plug-in or box mount hardware), 24 VAC solenoid valve with integral "Y" filter. Low Lead Compliant.

Bluetooth enabled ETF 660 hardwired series sensor faucets

3365389BT	ETF-660-4-BOX-ADM-CP-0.5GPM-MLM-IR-BT-FCT	Optima® On-Q® Hand Washing Faucet – (2), (5), (9), (11)	1,284.70	835.06	9.93	671254472747
3365406BT	ETF-660-4-BOX-BDM-CP-0.5GPM-MLM-IR-BT-FCT	Optima® On-Q® Hand Washing Faucet – (2), (5), (9), (12)	1,063.50	691.28	8.37	671254474352
3365273BT	ETF-660-4-BOX-BDT-CP-0.5GPM-MLM-IR-BT-FCT	Optima® On-Q® Hand Washing Faucet – (2), (5), (9), (13)	1,232.90	801.39	8.71	671254473485
3365424BT	ETF-660-4-BOX-TEE-CP-0.5GPM-MLM-IR-BT-FCT	Optima® On-Q® Hand Washing Faucet – (1), (2), (9)	1,010.80	657.02	7.89	671254472433
3365385BT	ETF-660-4-PLG-ADM-CP-0.5GPM-MLM-IR-BT-FCT	Optima® On-Q® Hand Washing Faucet – (3), (5), (9), (11)	1,278.90	831.29	7.97	671254473492
3365272BT	ETF-660-4-PLG-BDT-CP-0.5GPM-MLM-IR-BT-FCT	Optima® On-Q® Hand Washing Faucet – (3), (5), (9), (13)	1,232.90	801.39	6.77	671254474376
3365423BT	ETF-660-4-PLG-TEE-CP-0.5GPM-MLM-IR-BT-FCT	Optima® On-Q® Hand Washing Faucet – (1), (3), (9)	982.40	638.56	5.95	671254472266
3365403BT	ETF-660-8-BOX-ADM-CP-0.5GPM-MLM-IR-BT-FCT	Optima® On-Q® Hand Washing Faucet – (2), (5), (10), (11)	1,310.55	851.86	10.08	671254474420
3365409BT	ETF-660-8-BOX-BDM-CP-0.5GPM-MLM-IR-BT-FCT	Optima® On-Q® Hand Washing Faucet – (2), (5), (10), (12)	1,116.10	725.47	8.68	671254474406
3365276BT	ETF-660-8-BOX-BDT-CP-0.5GPM-MLM-IR-BT-FCT	Optima® On-Q® Hand Washing Faucet – (2), (5), (10), (13)	1,255.95	816.37	9.02	671254474413
3365426BT	ETF-660-8-BOX-TEE-CP-0.5GPM-MLM-IR-BT-FCT	Optima® On-Q® Hand Washing Faucet – (1), (2), (10)	1,063.20	691.08	8.20	671254474369
3365397BT	ETF-660-8-PLG-ADM-CP-0.5GPM-MLM-IR-BT-FCT	Optima® On-Q® Hand Washing Faucet – (3), (5), (10), (11)	1,301.90	846.24	8.14	671254474444
3365408BT	ETF-660-8-PLG-BDM-CP-0.5GPM-MLM-IR-BT-FCT	Optima® On-Q® Hand Washing Faucet – (3), (5), (10), (12)	1,087.85	707.10	6.74	671254474383
3365275BT	ETF-660-8-PLG-BDT-CP-0.5GPM-MLM-IR-BT-FCT	Optima® On-Q® Hand Washing Faucet – (3), (5), (10), (13)	1,255.95	816.37	7.08	671254474437
3365425BT	ETF-660-8-PLG-TEE-CP-0.5GPM-MLM-IR-BT-FCT	Optima® On-Q® Hand Washing Faucet – (1), (3), (10)	1,034.80	672.62	6.26	671254474390

Faucets, Soap Dispensers & Sinks
DLP



ETF660 Hardwired with side sensor

**Contact Your Local Sloan Representative

(1) Bak Chek (2) Box Transformer "B" (3) Plug-In Transformer "P" (4) Less Transformer "LT" (5) 0.5 gpm/1.9 Lpm Multi-Lam Spray Head (6) 2.2 gpm/8.3 Lpm Laminar Spray Head (7) Surgical Bend Spout "S" (8) Shower Head Spray 2.2 gpm/8.3 Lpm "H" (9) 4" Trim Plate (10) 8" Trim Plate (11) Above Deck Mixing Valve – MIX-110-AA Trim Plate "ADM" (12) Below Deck Mixing Valve – MIX-60-A "BDM" (13) Below Deck Thermostatic Mixing Valve – MIX-135-A "BDT" (14) Integral Temperature Control Spout Mixer "ISM" (15) Drain Pop Up "DPU" (16) Optima i.q.®-cliq button "IC" (17) 1.5 gpm/5.7 Lpm Aerator (18) 2.2 gpm/8.3 Lpm Aerated Spray Head (19) Above Deck Thermostatic Mixing Valve – MIX-139 "ADT" (30) 0.35 gpm flow rate

Pricing subject to change without notice. For most current pricing, refer to online price sheets at www.sloan.com

Code Number	Product Number	Description	List Price	MAPP Price	Est. Wt. (lbs.)	UPC Code
-------------	----------------	-------------	------------	------------	-----------------	----------

ETF-770 On-Q® Sensor-Activated Deck Mount Gooseneck Faucets

Includes chrome plated brass deck mount gooseneck faucet, spray head, On-Q® sensor with splash-proof circuit control module, 24 VAC transformer (specify plug-in or box mount hardwire), 24 VAC solenoid valve with integral "Y" filter. Low Lead Compliant.

Bluetooth enabled ETF 770 hardwired series sensor faucets

3365412BT	ETF-770-4-BOX-ADM-CP-2.2GPM-LAM-IR-BT-FCT	Optima® On-Q® Gooseneck Faucet – (2), (6), (9), (11)	1,232.65	801.22	10.37	671254473522
3365418BT	ETF-770-4-BOX-BDM-CP-2.2GPM-LAM-IR-BT-FCT	Optima® On-Q® Gooseneck Faucet – (2), (6), (9), (12)	977.70	635.51	8.83	671254473508
3365454BT	ETF-770-4-BOX-BDT-CP-2.2GPM-LAM-IR-BT-FCT	Optima® On-Q® Gooseneck Faucet – (2), (6), (9), (13)	1,174.65	763.52	9.17	671254473546
3365429BT	ETF-770-4-BOX-TEE-CP-2.2GPM-LAM-IR-BT-FCT	Optima® On-Q® Gooseneck Faucet – (1), (2), (6), (9)	977.60	635.44	8.35	671254472440
3365411BT	ETF-770-4-PLG-ADM-CP-2.2GPM-LAM-IR-BT-FCT	Optima® On-Q® Gooseneck Faucet – (3), (6), (9), (11)	1,258.60	818.09	8.43	671254473225
3365417BT	ETF-770-4-PLG-BDM-CP-2.2GPM-LAM-IR-BT-FCT	Optima® On-Q® Gooseneck Faucet – (3), (6), (9), (12)	1,035.05	672.78	6.89	671254472754
3365453BT	ETF-770-4-PLG-BDT-CP-2.2GPM-LAM-IR-BT-FCT	Optima® On-Q® Gooseneck Faucet – (3), (6), (9), (13)	1,161.50	754.98	7.23	671254473249
3365776BT	ETF-770-4-PLG-TEE-CP-0.35GPM-MLM-IR-BT-FCT	Optima® On-Q® Gooseneck Faucet – (30)	977.60	635.44	6.43	671254474604
3365558BT	ETF-770-4-PLG-TEE-CP-1.0GPM-LAM-IR-BT-FCT	Optima® On-Q® Gooseneck Faucet – (1), (3), (9)	977.60	635.44	6.41	671254474628
3365648BT	ETF-770-4-PLG-TEE-CP-1.5GPM-LAM-IR-BT-FCT	Optima® On-Q® Gooseneck Faucet – (1), (3), (9)	977.60	635.44	6.41	671254473539
3365428BT	ETF-770-4-PLG-TEE-CP-2.2GPM-LAM-IR-BT-FCT	Optima® On-Q® Gooseneck Faucet – (1), (3), (6), (9)	977.60	635.44	6.45	671254468559
3365415BT	ETF-770-8-BOX-ADM-CP-2.2GPM-LAM-IR-BT-FCT	Optima® On-Q® Gooseneck Faucet – (2), (6), (10), (11)	1,310.55	851.86	10.54	671254474499
3365421BT	ETF-770-8-BOX-BDM-CP-2.2GPM-LAM-IR-BT-FCT	Optima® On-Q® Gooseneck Faucet – (2), (6), (10), (12)	1,026.10	666.97	9.14	671254474468
3365431BT	ETF-770-8-BOX-TEE-CP-2.2GPM-LAM-IR-BT-FCT	Optima® On-Q® Gooseneck Faucet – (1), (2), (6), (10)	1,000.55	650.36	8.66	671254474451
3365414BT	ETF-770-8-PLG-ADM-CP-2.2GPM-LAM-IR-BT-FCT	Optima® On-Q® Gooseneck Faucet – (3), (6), (10), (11)	1,284.40	834.86	8.60	671254472778
3365420BT	ETF-770-8-PLG-BDM-CP-2.2GPM-LAM-IR-BT-FCT	Optima® On-Q® Gooseneck Faucet – (3), (6), (10), (12)	1,058.05	687.73	7.20	671254472761
3365777BT	ETF-770-8-PLG-BDT-CP-0.35GPM-MLM-IR-BT-FCT	Optima® On-Q® Gooseneck Faucet – (30)	1,196.50	777.73	7.25	671254474536
3365560BT	ETF-770-8-PLG-BDT-CP-1.0GPM-LAM-IR-BT-FCT	Optima® On-Q® Gooseneck Faucet – (1), (3), (9)	1,196.50	777.73	7.54	671254474567
3365456BT	ETF-770-8-PLG-BDT-CP-2.2GPM-LAM-IR-BT-FCT	Optima® On-Q® Gooseneck Faucet – (3), (6), (10), (13)	1,196.50	777.73	6.39	671254468566
3365561BT	ETF-770-8-PLG-TEE-CP-1.0GPM-LAM-IR-BT-FCT	Optima® On-Q® Gooseneck Faucet – (1), (3), (10)	1,000.55	650.36	6.72	671254474727
3365430BT	ETF-770-8-PLG-TEE-CP-2.2GPM-LAM-IR-BT-FCT	Optima® On-Q® Gooseneck Faucet – (1), (3), (6), (10)	1,000.55	650.36	6.72	671254472242

Faucets, Soap Dispensers & Sinks OLP



ETF770 Hardwired with side sensor

**Contact Your Local Sloan Representative

(1) Bak Chek (2) Box Transformer "B" (3) Plug-In Transformer "P" (4) Less Transformer "LT" (5) 0.5 gpm/1.9 Lpm Multi-Lam Spray Head (6) 2.2 gpm/8.3 Lpm Laminar Spray Head (7) Surgical Bend Spout "S" (8) Shower Head Spray 2.2 gpm/8.3 Lpm "H" (9) 4" Trim Plate (10) 8" Trim Plate (11) Above Deck Mixing Valve – MIX-110-AA Trim Plate "ADM" (12) Below Deck Mixing Valve – MIX-60-A "BDM" (13) Below Deck Thermostatic Mixing Valve – MIX-135-A "BDT" (14) Integral Temperature Control Spout Mixer "ISM" (15) Drain Pop Up "DPU" (16) Optima i.q.®-cliq button "IC" (17) 1.5 gpm/5.7 Lpm Aerator (18) 2.2 gpm/8.3 Lpm Aerated Spray Head (19) Above Deck Thermostatic Mixing Valve – MIX-139 "ADT"

Code Number	Product Number	Description	List Price \$	MAPP Price \$	Est. Wt. (lbs.)	UPC Code
Optima Faucet EAF, EBF, ETF Parts & Accessories						
3324102	EFX-1000-A	Laminar Full Stream Insert Kit 1.5 gpm/5.7 Lpm	32.00	20.80	0.02	671254404977
3324103	EFX-1001-A	Aerated Full Stream Insert Kit 1.5 gpm/5.7 Lpm	32.00	20.80	0.02	671254400320
3324104	EFX-1002-A	Multi-Lam Spray Insert Kit 0.5 gpm/1.9 Lpm	32.00	20.80	0.02	671254400306
3324105	EFX-1003-A	Capacitance Control Module Assembly 0.5 gpm/1.9 Lpm	534.30	347.30	1.70	671254400894
3324106	EFX-1004-A	Capacitance Control Module Assembly w/ Turbine 0.5 gpm/1.9 Lpm	702.00	456.30	0.08	671254401013
3324107	EFX-1005-A	Capacitance Control Module Assembly 1.5 gpm/5.7 Lpm	534.30	347.30	0.08	671254401020
3324108	EFX-1006-A	Capacitance Control Module Assembly w/ Turbine 1.5 gpm/5.7 Lpm	702.00	456.30	0.08	671254401037
3324160	EFX-1009-A	Crown Kit (Basic) EFX-8XX	438.50	285.03	1.00	671254403048
3324138	EFX-1010-A	Crown Kit (Solar) EFX-8XX	606.45	394.19	1.00	671254423909
3324162	EFX-1011-A	Solenoid Valve Caddy Kit (0.5 gpm) EFX-8XX	183.40	119.21	0.31	671254403055
3324163	EFX-1012-A	Solenoid Valve Caddy Kit (1.5 gpm) EFX-8XX	167.45	108.84	1.00	671254403062
3324165	EFX-1014-A	Wall Flange Kit EFX-8XX	32.00	20.80	1.00	671254403086
3324114	EFX-13-A	Solenoid Valve Caddy 0.5 gpm/1.9 Lpm, Low CAP	167.45	108.84	0.25	671254400436
3324115	EFX-14-A	Solenoid Valve Caddy 1.5 gpm/5.7 Lpm, Low CAP	167.45	108.84	0.24	671254400443
3324122	EFX-15-A	Solenoid Valve Caddy 0.5 gpm/1.9 Lpm, Mid	175.50	114.08	0.08	671254399952
3324123	EFX-16-A	Solenoid Valve Caddy 1.5 gpm/5.7 Lpm, Mid	175.50	114.08	0.08	671254399969
3324124	EFX-17-A	Solenoid Valve Caddy 0.5 gpm/1.9 Lpm, High	183.40	119.21	0.25	671254402256
3324125	EFX-18-A	Solenoid Valve Caddy 1.5 gpm/5.7 Lpm, High	183.40	119.21	0.33	671254400580
3324129	EFX-19	Filter for Solenoid Caddy (Package of 10)	24.00	15.60	0.15	671254399822
3324118	EFX-1-A	CP Standard Crown (IR)	398.65	259.12	0.50	671254400573
3324116	EFX-21-A	Faucet Spout Mounting Kit, Integrated Base Faucet - 8"	63.05	40.98	1.00	671254400450
3324117	EFX-23-A	Battery Box Kit EFX-3XX/EFX-6XX (IR)	95.75	62.24	0.27	671254399815
3324134	EFX-25-A	Cap For Mixer Opening	24.00	15.60	0.03	671254403680
3324112	EFX-2-A	CP Standard Crown (CAP)	95.75	62.24	1.00	671254400412
0324034	EFX-34	Flexible Supply Hose 18-Inch, Single Supply Only (L=45mm)	23.95	15.57	0.20	671254394704
3324132	EFX-36	Control Module Mounting Hardware	31.30	20.35	1.00	671254401228
3324126	EFX-37-A	Solenoid Valve Caddy 0.5 gpm/1.9 Lpm, Low IR	167.45	108.84	0.20	671254399648
3324127	EFX-38-A	Solenoid Valve Caddy 1.5 gpm/5.7 Lpm, Low IR	167.45	108.84	0.08	671254399655
3324131	EFX-39-A	Supply Washer Kit	24.00	15.60	0.08	671254400627
3324119	EFX-3-A	CP Crown (Solar)	566.50	368.23	0.08	671254399945
3324120	EFX-4-A	CP Crown (Solar+LCD)	986.05	640.93	0.08	671254399846
3324128	EFX-7-A	Battery Box For Above Deck Electronics, IR (Mid, High)	95.75	62.24	0.27	671254399808
3324113	EFX-8-A	Battery Box For Below Deck Electronics, CAP	47.80	31.07	1.00	671254400429
3305527	ETF-1004-A	Solenoid & Mounting Hardware	126.35	82.13	1.05	671254115927
3305577	ETF-1009-A	Solenoid Valve Repair Kit	56.20	36.53	0.06	671254115552
3365091	ETF-1021-A	Spray Head 0.5 gpm Female Vandal Resistant	36.35	23.63	0.08	671254145146
3365090	ETF-1022-A	Spray Head 2.2 gpm Female Vandal Resistant – Aerated Stream	36.35	23.63	0.08	671254144910
3365092	ETF-1023-A	Spray Head 0.5 gpm Male Vandal Resistant	36.35	23.63	0.07	671254144903
3365093	ETF-1024-A	Spray Head 2.2 gpm Male Vandal Resistant – Aerated Stream	36.35	23.63	0.07	671254144927
3365161	ETF-1028-A	Spray Head 1.5 gpm Female Vandal Resistant – Laminar Stream	36.35	23.63	0.08	671254231634



EFX-14-A



EFX-38-A



EFX-3-A



EFX-7-A

Code Number	Product Number	Description	List Price \$	MAPP Price \$	Est. Wt. (lbs.)	UPC Code
Optima Faucet EAF, EBF, ETF Parts & Accessories						
3365162	ETF-1029-A	Spray Head 2.2 gpm Male Vandal Resistant – Laminar Stream	36.35	23.63	0.08	671254231658
0305784PK	ETF-178	CP Spray Head Adapter (ETF-500/EBF-550/ETF-700/EBF-750)	33.50	21.78	0.05	671254057098
0305613PK	ETF-250-A	Faucet/Sensor Assembly (ETF-80)	328.15	213.30	2.58	671254371187
0305728	ETF-259	Tee Compression Fitting	29.70	19.31	0.12	671254007758
0305536PK	ETF-261-A	Faucet Assembly CP (ETF-770)	261.15	169.75	1.62	671254371194
0305626	ETF-290-A	Faucet Mounting Kit for EBF-85	11.85	7.70	0.20	671254007123
0305736	ETF-297	Union Reducer 1/4" to 3/8"	18.85	12.25	0.07	671254007833
0305849PK	ETF-370-A	Solenoid Valve Assembly 24V	148.95	96.82	0.91	671254120174
3365676	ETF-437-A	Solenoid Assembly Kit-Single	39.05	25.38	0.34	671254135338
3365000	ETF-450-A	Splash Proof Junction Box	247.00	160.55	0.65	671254131460
0365001	ETF-458-A	Power Cord Kit	31.25	20.31	0.22	671254124578
3365001	ETF-470-A	Check Valve	58.95	38.32	0.20	671254125261
0365108PK	ETF-472-A	Faucet/Sensor Assembly Standard	528.65	343.62	1.67	671254371200
0365109PK	ETF-473-A	Faucet/Sensor Assembly with Surgical Bend	541.30	351.85	3.00	671254371415
3365003	ETF-492-A	Splash Proof Junction Box for use w/EL-350A only	176.80	114.92	0.70	671254247444
0365110	ETF-503-A	Spout Mounting Kit – includes Rubber Wshr Flat Wshr Lock Wshr Mting Nut	66.00	42.90	0.26	671254200203
0365070PK	ETF-542-A	Sensor Window Housing Assembly (ETF-600)	150.80	98.02	0.16	671254222007
0365086PK	ETF-543-A	Faucet/Sensor Assembly (ETF-600)	329.70	214.31	2.46	671254371422
3365088	ETF-546-A	Faucet Mounting Kit (ETF-600)	37.60	24.44	0.20	671254142404
0365058	ETF-547	Compression Fitting Connector	15.40	10.01	0.05	671254221987
0365162	ETF-595-A	CP Spout/Roll Pin Assembly	266.00	172.90	2.20	671254246508
3365461	ETF-617-A	Bak-Chek® Assembly	40.90	26.59	0.21	671254236035
0365147	ETF-621-A	Spray Head 2.2 gpm (8.3 Lpm) Female – Laminar Stream	36.35	23.63	0.06	671254265578
0365387	ETF-687-A	Spray Head 1.5 gpm (5.7 Lpm) Female – Laminar Stream	36.35	23.63	0.06	671254351936
0365752	ETF-735-A	Splash Proof Junction Box	247.00	160.55	0.83	671254353695
0365758	ETF-740-A	Solenoid Valve Assembly	272.50	177.13	1.08	671254353145
0365420	ETF-801-A	0.5 gpm (1.9 Lpm) Laminar Flow Spray Head	36.35	23.63	0.03	671254343320
3365755	ETF1038A	CP REPAIR KIT 0.35 GPM LAM FLOW	38.30	24.90	0.10	671254391215
3365756	ETF1039A	CP REPAIR KIT 0.35 GPM MALE LF	38.30	24.90	0.06	671254391222
3365757	ETF1040A	KIT 0.35GPM LAM MALE JUNIOR VR	38.30	24.90	0.08	671254391109
0365793	ETF839	CP SPRAY HEAD BAGGED (0.35gpm)	38.30	24.90	0.03	671254391086
3326027	MIX-111-A	Mounting Hardware Kit (for MIX-110-AA)	77.25	50.21	0.13	671254244382
3326028	MIX-123-A	Handle Assembly (for MIX-100-A & MIX-110-AA)	38.30	24.90	0.20	671254244399
3326047	MIX-59	Ceramic Cartridge (for MIX-100-A & MIX-110-AA)	63.05	40.98	0.10	671254244344
3326044	MIX-79	Check Valve (package of two)	15.40	10.01	0.01	671254244351
3326034	MIX-84-A	Mounting Hardware Kit (for MIX-100-A)	4.80	3.12	0.09	671254244368
3326035	MIX-87-A	Temperature Limit Stop Kit (for MIX-100-A & MIX-110-AA)	25.75	16.74	0.03	671254244375
0335001	EAF-2	Solenoid Valve Cartridge Optima i.q.® Faucet	208.50	135.53	0.18	671254255005
0335002	EAF-3-A	Sensor Assembly Battery without Optima i.q.®-cliq	493.30	320.65	0.35	671254255012
0335007	EAF-9	Filter Optima i.q.® Faucet	14.90	9.69	0.01	671254255067
0335008	EAF-10	Spray Head 2.2 gpm Male Metric CP Aerated Stream	36.35	23.63	0.03	671254255074



ETF80 Hardwired
 EBF85 Battery

Code Number	Product Number	Description	List Price \$	MAPP Price \$	Est. Wt. (lbs.)	UPC Code
Optima Faucet EAF, EBF, ETF Parts & Accessories						
0335010PK	EAF-12	Spray Head 0.5 gpm Male Metric	36.35	23.63	0.03	671254414549
0335011	EAF-13	Spray Head 2.2 gpm Laminar Stream Male Metric	36.35	23.63	0.06	671254265233
0335013	EAF-14-A	Sensor Assembly Solar w/o Optima i.q.®-cliq	620.80	403.52	0.21	671254306035
0335029	EAF51	CP SPRAY HEAD 0.35 GPM MALE METRIC	38.30	24.90	0.06	671254391079
0335015	EAF-17	Cable Assembly 10'	113.90	74.04	0.16	671254310391
0335024	EAF-24-A	Extension Cable for EAF Series Faucets – 0.3 M	24.15	15.70	0.10	671254326514
0335025	EAF-25-A	Extension Cable for EAF Series Faucets – 1.2 M	30.45	19.79	0.15	671254326521
3335009	EAF-1000	Battery Replacement Kit – EAF-100-150 Faucets	58.90	38.29	0.28	671254254961
3335018	EAF-1003	Battery Replacement Kit – EAF-250/275 Faucets	76.60	49.79	0.05	671254306219
3335021	EAF-1006	Cap and Solar Cell Assembly – EAF-275 faucet	187.25	121.71	0.24	671254306240
33351001	EAF-1025	Bluetooth Adapter (for EFX and Hardwired EAF Models)	243.45	158.24	0.20	671254495456
3315122	EBF-1009-A	Fiberoptic Cable Repair Kit	222.95	144.92	0.10	671254228887
3315254	EBF-1011-A	Solenoid Valve Assembly	255.05	165.78	0.95	671254316287
3315016	EBF-10-A	Faucet/Sensor Assembly (EBF-85)	441.30	286.85	2.20	671254272538
3315111	EBF-11-A	Module Assembly	351.65	228.57	2.32	671254214057
0315100PK	EBF-140-A	Faucet and Sensor Assembly-Standard Bend w/Adapter	539.00	350.35	1.67	671254377011
0315137	EBF-203-A	Cable Extension 16"	116.80	75.92	0.10	671254232693
3315014	EBF-25-A	Mounting Bracket Kit – including Plates, Brackets, Screws, Washers, Anchors	88.60	57.59	0.16	671254131354
0315104	EBF-60-A	Control Module Assembly	439.45	285.64	2.00	671254214811
3315018	EBF-79-A	Mounting Hardware Kit	37.85	24.60	0.08	671254139633
0315040PK	EBF-80-A	Sensor Window & Cable Assembly	150.10	97.57	0.37	671254274853

Standard Faucet (SF) Parts & Accessories

0362004	SFP-4	Mounting Hardware Kit – Pedestal Faucet	20.00	13.00	0.15	671254322295
0362005	SFP-5	Mounting Hardware Kit – Gooseneck Faucet	10.65	6.92	0.01	671254322288
0362008	SFP-8	Control Module	100.65	65.42	1.46	671254322325
0362034	SFP-34	Faucet Sensor Assembly	116.65	75.82	0.17	671254340152
0362040	SFP-40-A	Control Module w/Range Adjustment	120.50	78.33	1.68	671254351943
0362041	SFP-41-A	Faucet Sensor Assembly w/Range Adjustment	153.60	99.84	0.22	671254351950
3362000	SFP1000	CP Sprayhead 0.35 GPM Male Vandal Resistant	18.10	11.77	0.05	671254394520
33621021	SFP-59	Faucet Assembly SF-2800/2850	302.25	196.46	2.10	67125456016
33620012	SFP-61	0.35 GPM/1.32 Lpm MLM (SF-2800/2850)	11.60	7.54	0.05	67125456229
33620011	SFP-62	0.5/1.9 Lpm MLM (SF-2800/2850)	11.60	7.54	0.05	67125456230
33621022	SFP-63	Faucet Assembly SF-2900/2950	541.40	351.91	2.52	67125456020
33620007	SFP-64	Spout Mounting Kit (SF2900/2950)	3.20	2.08	0.09	67125456241
03800004	SFP-65	4" Trimplate with Spacer (SF2900/2950)	14.30	9.30	0.23	67125456240
33620008	SFP-66	0.35 GPM/1.32 Lpm MLM (SF2900/2950)	7.10	4.62	0.08	67125456243
33620009	SFP-67	0.5/1.9 Lpm/MLM (SF2900/2950)	7.10	4.62	0.05	67125456242

**Contact Your Local Sloan Representative

(1) Bak Chek (2) Box Transformer "B" (3) Plug-In Transformer "P" (4) Less Transformer "LT" (5) 0.5 gpm/1.9 Lpm Multi-Lam Spray Head (6) 2.2 gpm/8.3 Lpm Laminar Spray Head (7) Surgical Bend Spout "S" (8) Shower Head Spray 2.2 gpm/8.3 Lpm "H" (9) 4" Trim Plate (10) 8" Trim Plate (11) Above Deck Mixing Valve – MIX-110-AA Trim Plate "ADM" (12) Below Deck Mixing Valve – MIX-60-A "BDM" (13) Below Deck Thermostatic Mixing Valve – MIX-135-A "BDT" (14) Integral Temperature Control Spout Mixer "ISM" (15) Drain Pop Up "DPU" (16) Optima i.q.®-cliq button "IC" (17) 1.5 gpm/5.7 Lpm Aerator (18) 2.2 gpm/8.3 Lpm Aerated Spray Head (19) Above Deck Thermostatic Mixing Valve – MIX-139 "ADT"

Pricing subject to change without notice. For most current pricing, refer to online price sheets at www.sloan.com

Code Number	Product Number	Description	List Price	MAPP Price	Est. Wt. (lbs.)	UPC Code
Trim Plates – Chrome Plated Brass						
3365466	ETF-295-A	4" Trim Plate – Single Hole ETF80 & EBF85 with or without Below Deck Mixing Valve	58.05	37.73	0.18	671254139800
3365468	ETF-312-A	4" Trim Plate – Single Hole EAF200/250/275,ELF10, ESF20, q EBF187, ERF885 with or without Below Deck Mixing Valve	58.05	37.73	0.19	671254139824
3324100	EFX-20-A	4" Base Plate - Single Hole for EFX BASYS Series	92.05	59.83	0.38	671254394636
3365302	ETF-607-A	4" Trim Plate – Single Hole EAF100/150, ETF610, EBF615, EBF750, ETF700 with or without Below Deck Mixing Valves	64.90	42.19	0.22	671254226623
3365473	ETF-662-A	4" Trim Plate – Single Hole ETF880 with or without Below Deck Mixing Valves	64.75	42.09	0.22	671254269125
3326012	MIX-101-A	4" Trim Plate – Double Hole ETF80, EBF85, EBF885, ELF10 for OPTIMIX® Above Deck Mixing Valve (MIX-110-AA not included)	84.20	54.73	0.22	671254225312
3365467	ETF-299-A	4" Trim Plate -Double Hole ESD200080/25085 faucet/soap combo with or without Below Deck Mixing Valve	58.05	37.73	0.20	671254139817
3365469	ETF-313-A	4" Trim Plate -Double Hole ETF660, ETF770 with or without Below Deck Mixing Valve	58.05	37.73	0.20	671254139831
3365470	ETF-314-A	4" Trim Plate – Triple Hole ETF660 & ETF770 for OPTIMIX® Above Deck Mixing Valve (MIX-110-AA not included)	58.05	37.73	0.22	671254139848
3365024	ETF-510-A	8" Trim Plate – Single Hole EAF200/250/275, ETF80/880, EBF85/187, EBF885 with or without Below Deck Mixing Valve	105.90	68.84	0.64	671254129948
3365119	ETF-578-A	8" Trim Plate – Single Hole ETF600 & EBF650 with or without Below Deck Mixing Valve	105.90	68.84	0.54	671254148178
3365303	ETF-608-A	8" Trim Plate – Single Hole EAF100/150,ETF610, EBF615, EBF750, ETF700 with or without Below Deck Mixing Valves	137.90	89.64	0.67	671254226630
3362022	SFP-22-A	8" Trim Plate – Single Hole SF2100/SF2200	48.20	31.33	0.35	671254331365
3326015	MIX-104-A	8" Trim Plate – Double Hole ETF80/880, EBF85/187, ERF885 for OPTIMIX® Above Deck Mixing Valve (MIX-110-AA not included)	137.90	89.64	0.51	671254225343
3326017	MIX-106-A	8" Trim Plate – Double Hole ETF610, EBF615, EBF750, ETF700 for OPTIMIX® Above Deck Mixing Valve (MIX-110-AA not included)	163.85	106.50	0.51	671254225367
3365602	ETF-432-A	8" Trim Plate – Double Hole ETF660, ETF770	105.90	68.84	0.51	671254139879
3365603	ETF-433-A	8" Trim Plate – Triple Hole ETF660 & ETF770 for OPTIMIX® Above Deck Mixing Valve (MIX-110-AA not included)	105.90	68.84	0.37	671254139886
3324101	EFX-26-A	8" Base Plate - Single Hole for EFX BASYS Series	107.45	69.84	1.00	671254394643

Code Number	Product Number	Description	List Price	MAPP Price	Est. Wt. (lbs.)	UPC Code
Transformers and Adapters						
0345154PK	EL-154	Box Mount 120 VAC Input/24 VAC Output 50 VA 3 Faucets	60.35	39.23	2.12	671254139589
0345211PK	EL-208	Foot Mount 120 VAC Input/24 VAC Output 100 VA 6 Faucets	204.40	132.86	4.81	671254139572
0345370PK	EL-248-40	Box Mount 120 VAC Input/24 VAC Output 40 VA 2 Faucets	61.55	40.01	1.88	671254139626
0345999PK	EL-342	Box Mount 240 VAC Input/24 VAC Output 50 VA 3 Faucets	123.25	80.11	2.24	671254139558
0345125	EL-451	Box Mount 120 VAC Input/6 VAC Output 25 VA	131.95	85.77	1.33	671254241275
0365534PK	ETF-233	Plug-In 120 VAC Input/24 VAC Output 35 VA 2 Faucets	42.35	27.53	1.82	671254139701
0365879	ETF-416	Plug-In (for Canada) 120 VAC Input/24 VAC Output 35 VA 2 Faucets	42.35	27.53	1.52	671254139602
0335037	EAF-37	Box Mount 6 VDC Optima i.q. [®] Faucet	145.80	94.77	0.52	671254337879
0335009	EAF-11	6 VDC Faucet Plug-In Adapter for Optima i.q. [®] and BASYS Series	145.80	94.77	0.28	671254255081
0335039	EAF-39	Adapter 6.75 VDC Plug-In (UK)	145.80	94.77	0.25	671254337909
0324031	EFX-31	Voltage Adapter Capacitance Faucet Plug-In (US)	76.80	49.92	0.33	671254394353
0335041	EAF-41	Adapter 6.75 VDC Plug-In (EU)	145.80	94.77	0.19	671254368583
0362006	SFP-6	Plug-In 6 VDC for SF Series	40.75	26.49	0.20	671254322301
0362026	SFP-26	Plug-In 6 VDC 220AC 6DC-CH for SF Series	39.15	25.45	1.60	671254335714

Cable Extensions

0365840	ETF-1003-108	Cable Ext. Kit 108" /2.7m Lg-Solenoid to Control Mod	50.05	32.53	0.20	671254143135
0365100	ETF-1003-240	Cable Ext. Kit 240" Lg- Solenoid to Control Mod	85.40	55.51	0.26	671254145542
0365838	ETF-1003-36	Cable Ext. Kit 36" /0.9m Lg- Solenoid to Control Mod	32.15	20.90	0.08	671254143111

On-Deck Manual Mixing Valve

3326018	MIX-110-AA	On Deck Ceramic Mixing Valves	351.30	228.35	1.99	671254226203
3326021	MIX110A-1 CP MIXER/TRIM PLATE KIT 4"	On Deck Ceramic Mixing Valves	422.70	274.76	2.70	671254243323
3326022	MIX110A-2 CP MIXER/TRIM PLATE KIT 8"	On Deck Ceramic Mixing Valves	472.85	307.35	2.37	671254243330
3326023	MIX110A-3 CP MIXER/TRIM PLATE KIT 4"	On Deck Ceramic Mixing Valves	422.70	274.76	2.79	671254243347
3326025	MIX110A-5 CP MIXER/TRIM PLATE KIT 8"	On Deck Ceramic Mixing Valves	472.85	307.35	3.05	671254243361
3326026	MIX110A-6 CP MIXER/TRIM PLATE KIT 8"	On Deck Ceramic Mixing Valves	472.85	307.35	3.05	671254243378

Below Deck Mixing and Tempering Valves

3326009	MIX-60-A	Mechanical Mixing Valve for use with Single Faucet	57.65	37.47	0.45	671254142114
0326008PK	MIX-70-A	Thermo Mixing Valve for use with up to Six Faucets w/Straight Check Stops	273.85	178.00	2.00	671254139534
0326045PK	MIX-135-A	Thermostatic Mixing Valve for use with Single Faucet	170.45	110.79	0.79	671254241169

Code Number	Product Number	Description	List Price	MAPP Price	Est. Wt. (lbs.)	UPC Code
-------------	----------------	-------------	------------	------------	-----------------	----------

Faucet and Soap Dispenser Combinations

Combinations of Sloan matching faucets and soap dispensers. Each box contains: 1 faucet, 1 soap dispenser and 2 1500ml bottles of soap. For information about what specific faucets are in each combination visit our website to see the product specification sheet.

3346165	ESD-411	ESD-410 CP Soap Dispenser w/ below deck pump, 2 soap refills and faucet	1,916.50	1,245.73	19.45	671254503748
3346171	ESD-421	ESD-420 CP Soap Dispenser w/ below deck pump, 2 soap refills and faucet	1,916.50	1,245.73	19.45	671254503731
3346086	ESD-501	ESD-501 CP Soap Dispenser w/ below deck pump, 2 soap refills and faucet	2,013.65	1,308.87	20.00	671254463677
3346088	ESD-2001	ESD-2001 CP Soap Dispenser w/ below deck pump, 2 soap refills and faucet	1,950.70	1,267.96	18.38	671254463721
3346099	ESD-2101	ESD-2101 CP Soap Dispenser w/ below deck pump, 2 soap refills and faucet	1,301.55	846.01	19.55	671254463738
3346090	ESD-601	ESD-601 CP Soap Dispenser w/ below deck pump, 2 soap refills and faucet	1,629.60	1,059.24	19.45	671254463684
3346092	ESD-1501	ESD-1501 CP Soap Dispenser w/ below deck pump, 2 soap refills and faucet	1,846.95	1,200.52	17.94	671254463714
3346094	ESD-701	ESD-701 CP Soap Dispenser w/ below deck pump, 2 soap refills and faucet	1,938.20	1,259.83	18.70	671254463691
3346096	ESD-801	ESD-801 CP Soap Dispenser w/ below deck pump, 2 soap refills and faucet	1,901.25	1,235.81	19.15	671254463707

Top Fill Soap Dispensers

33461047	ESD-360	ESD360 CP TOP FILL SOAP,BAT W/SOAP	983.15	639.05	17.00	67125457779
----------	---------	------------------------------------	--------	--------	-------	-------------

Battery or Hardwired Plug-in Foam Soap Dispensers

Sloan's line of sensor activated foam soap dispensers designed to match Sloan's electronic faucet lines. Each box contains: 1 soap dispenser and 2 1500ml bottles of soap. Reorder soap ESD-325 from below. If Hardwired Plug is needed add on ESD-324 from below

3346160	ESD-410	ESD-410 CP Soap Dispenser w/ below deck pump and 2 soap refills	843.65	548.37	13.52	671254503670
3346166	ESD-420	ESD-420 CP Soap Dispenser w/ below deck pump and 2 soap refills	843.65	548.37	13.52	671254503618
3346087	ESD-500	ESD-500 CP Soap Dispenser w/ below deck pump and 2 soap refills	843.65	548.37	13.70	671254461697
3346091	ESD-600	ESD-600 CP Soap Dispenser w/ below deck pump and 2 soap refills	657.20	427.18	13.52	671254463615
3346095	ESD-700	ESD-700 CP Soap Dispenser w/ below deck pump and 2 soap refills	872.75	567.29	13.60	671254463622
3346097	ESD-800	ESD-800 CP Soap Dispenser w/ below deck pump and 2 soap refills	697.30	453.25	13.00	671254463639
3346093	ESD-1500	ESD-1500 CP Soap Dispenser w/ below deck pump and 2 soap refills	805.05	523.28	13.50	671254463646
3346089	ESD-2000	ESD-2000 CP Soap Dispenser w/ below deck pump and 2 soap refills	825.65	536.67	13.75	671254463653
3346098	ESD-2100	ESD-2100 CP Soap Dispenser w/ below deck pump and 2 soap refills	726.35	472.13	13.30	671254463660



ESD-500



ESD-501



ESD-601



ESD-20001



ESD-2000



ESD-410

Code Number	Product Number	Description	List Price	MAPP Price	Est. Wt. (lbs.)	UPC Code
ESD-200 Electronic Sensor Liquid Soap Dispensers						
Includes 800 mL soap cartridge with new soap pathway and pump when changing soap cartridge. Reorder soap ESD-217, 231, 232 from below.						
3346052	ESD-200-LT CP	Optima® Soap Dispenser – less transformer	624.75	406.09	4.57	671254263598
3346051	ESD-200-P CP	Optima® Soap Dispenser – plug in transformer	694.10	451.17	4.50	671254263512
ESD-250 Battery-Powered Electronic Liquid Soap Dispensers						
Includes 800 mL soap cartridge with new soap pathway and pump when changing soap cartridge. Reorder soap ESD-217, 231, 232 from below.						
3346050	ESD-250 CP	Optima® Battery Soap Dispenser	694.10	451.17	6.14	671254260726
ESD-400 Hardwired Electronic Foam Soap Dispensers						
Dispenser ships without soap, please order separately. Reorder soap SJS-1751 or SJS-1751-3 from below.						
3346080	ESD 400 CP	Optima® Plug In Soap Dispenser (Soap not included)	898.30	583.90	6.85	671254424210
Soap Refills & Accessories						
03460004	ESD-325	Soap Refill - 1500ml (Price per bottle, must purchase multiples of 4)	76.05	49.43	7.55	671254445369
0346090	ESD-324	AC Adapter 120VAC / 6VDC Plug in for Sloan Soap Dispensers	47.75	31.04	1.25	671254454828
0346017	ESD-217	LOTION SOAP with Moisturizer 800 ml BOTTLE (Qty of 4 only)	35.35	22.98	2.06	671254265479
0346035	ESD-231	ANTIBACTERIAL SOAP 800 ml BOTTLE (Qty of 4 only)	37.00	24.05	8.20	671254266018
0346036	ESD-232	LOTION SOAP with Moisturizer 1600 ml bottle (Qty of 4 only)	68.40	44.46	3.95	671254266025
5700307	SJS 1651-3	Liquid Soap 1000 ML ea Case qty 6	22.55	14.66	2.66	671254325555
5700751	SJS 1751	Liquid Soap 1000 ML ea Case qty 6	21.90	14.24	2.50	671254330641
5700754	SJS 1751-3	Liquid Soap 1000 ML ea Case qty 6	26.05	16.93	2.30	671254340299
0700007	SJS 7	AC Adapter 120VAC / 6VDC Plug in	40.50	26.33	0.25	671254346925
33461026	ESD-124	Top Fill Spout with 2L Reservoir and Motor	871.95	566.77	6.50	67125456147
03460019	ESD-113	Top Fill Battery Pack	16.05	10.43	1.83	67125457778
33461021	ESD-347	Top Fill Soap Refills-Must purchase in quantities of 4	108.20	70.33	4.61	67125456439
33461023	ESD-117	Top Fill AC Plug	38.00	24.70	1.25	67125456148
03460021	ESD-118	Top Fill Hardwire Kit	76.00	49.40	3.65	67125457782



ESD-420



ETF-420



ETF-411



ESD-250



ESD-400

Code Number	Product Number	Description	List Price	MAPP Price	Est. Wt. (lbs.)	UPC Code
-------------	----------------	-------------	------------	------------	-----------------	----------

AER-DEC Integrated Sink System

The AER-DEC Integrated sink system is the top of the line solution for any commercial restroom. The AER-DEC can be customized with over 100 colors, custom sizes, and custom configurations. To get a quote for your sink go to configurator.sloan.com or sloan.com/resources to find architectural worksheets to select your sink. Available in Corian or Quartz. Pairs great with Sloan BASYS faucets and soap dispensers.

—	AD-81000	One-Station Sink, Angled Stainless Enclosure, Hand Dryer	Call Sales Rep for pricing or visit configurator.sloan.com			
—	AD-82000	Two-Station Sink, Angled Stainless Enclosure, Hand Dryer	Call Sales Rep for pricing or visit configurator.sloan.com			
—	AD-83000	Three-Station Sink, Angled Stainless Enclosure, Hand Dryer	Call Sales Rep for pricing or visit configurator.sloan.com			
—	AD-84000	Four-Station Sink, Angled Stainless Enclosure, Hand Dryer	Call Sales Rep for pricing or visit configurator.sloan.com			

Designer Series Gradient Sink

The Designer Series Gradient Sink is an impeccably crafted and elegantly functional design to compliment the design of the upscale commercial restroom. The Designer Series Gradient Sink can be customized with over 100 colors, custom sizes and custom configurations. To get a quote for your sink go to configurator.sloan.com or sloan.com/resources to find architectural worksheets to select your sink. Available in Corian or Quartz. Pairs great with Sloan faucets and soap dispensers. The DSG-81000, DSG-82000 and DSG-83000 are available in the QuickShip program. You can order them on One Sloan and look for the material number with designator "QS". For further questions, please contact Customer Service.

—	DSG-81000	One-Station Sink, Less Faucet	Call Sales Rep for pricing or visit configurator.sloan.com			
—	DSG-82000	Two-Station Sink, Less Faucet	Call Sales Rep for pricing or visit configurator.sloan.com			
—	DSG-83000	Three-Station Sink, Less Faucet	Call Sales Rep for pricing or visit configurator.sloan.com			
—	DSG-84000	Four-Station Sink, Less Faucet	Call Sales Rep for pricing or visit configurator.sloan.com			

Designer Series Gradient Options

Mounting Options

AB	Angle Brackets	Call Sales Rep for pricing or visit configurator.sloan.com
ENC	Angled Stainless Enclosure	Call Sales Rep for pricing or visit configurator.sloan.com



AD-82000



DSG-82000

Code Number	Product Number	Description	List Price	MAPP Price	Est. Wt. (lbs.)	UPC Code
-------------	----------------	-------------	------------	------------	-----------------	----------

Designer Series Weir Deck Sink

The Designer Series Weir Deck reflects the simplicity of modern design for the most discerning of commercial restrooms. The Designer Series Weir Deck Sink can be customized with over 100 colors, custom sizes and custom configurations. To get a quote for your sink go to configurator.sloan.com or sloan.com/resources to find architectural worksheets to select your sink. Available in Corian or Quartz. Pairs great with Sloan faucets and soap dispensers.

—	DSWD-81000	One-Station, Less Faucet	Call Sales Rep for pricing or visit configurator.sloan.com			
—	DSWD-82000	Two-Station, Less Faucet	Call Sales Rep for pricing or visit configurator.sloan.com			
—	DSWD-83000	Three-Station, Less Faucet	Call Sales Rep for pricing or visit configurator.sloan.com			
—	DSWD-84000	Four-Station Sink , Less Faucet	Call Sales Rep for pricing or visit configurator.sloan.com			

Designer Series Weir Deck Options

Mounting Options

AB	Angle Brackets	Call Sales Rep for pricing or visit configurator.sloan.com
ENC	Angled Stainless Enclosure	Call Sales Rep for pricing or visit configurator.sloan.com

Designer Series Open Front Sink

The Designer Series Open Front sink introduces a visually striking approach to the modern restroom. The Designer Series Open Front Sink can be customized with over 100 colors, custom sizes and custom configurations. To get a quote for your sink go to sloan.com/resource to find architectural worksheets to select your sink. Available in Corian or Quartz. Pairs great with Sloan faucets and soap dispensers.

—	DSOF-81000	One-Station, Less Faucet	Call Sales Rep for pricing
—	DSOF-82000	Two-Station, Less Faucet	Call Sales Rep for pricing
—	DSOF-83000	Three-Station, Less Faucet	Call Sales Rep for pricing
—	DSOF-84000	Four-Station Sink , Less Faucet	Call Sales Rep for pricing

Designer Series Open Front Options


Mounting Options

AB	Angle Brackets	Call Sales Rep for pricing
ENC	Angled Stainless Enclosure	Call Sales Rep for pricing

Faucets, Soap Dispensers & Sinks
OLP



DSOF-82000



DSWD-82000

Code Number	Product Number	Description	List Price	MAPP Price	Est. Wt. (lbs.)	UPC Code
-------------	----------------	-------------	------------	------------	-----------------	----------

Designer Series Vessel Sink

The Designer Series Vessel Sink creates a high end residential feel. The Designer Series Vessel Sink can be customized with over 100 colors, custom sizes and custom configurations. To get a quote for your sink go to sloan.com/resource to find architectural worksheets to select your sink. Available in Corian or Quartz. Pairs great with Sloan faucets.

—	DSVR-81000	One-Station, Less Faucet	Call Sales Rep for pricing	—	—	—
—	DSVR-82000	Two-Station, Less Faucet	Call Sales Rep for pricing	—	—	—
—	DSVR-83000	Three-Station, Less Faucet	Call Sales Rep for pricing	—	—	—
—	DSVR-84000	Four-Station Sink , Less Faucet	Call Sales Rep for pricing	—	—	—

Designer Series Vessel Sink Options

Mounting Options

AB	Angle Brackets	Call Sales Rep for pricing	—	—	—
ENC	Angled Stainless Enclosure	Call Sales Rep for pricing	—	—	—

Designer Series Countertop

The Designer Series Countertop sink is a remarkably durable and contemporary design. The Designer Series Countertop sink can be customized with over 100 colors, custom sizes and custom configurations. To get a quote for your sink go to sloan.com/resource to find architectural worksheets to select your sink. Available in Corian or Quartz. Pairs great with Sloan faucets and soap dispensers.

—	DSCT-81000	One-Station Sink, Less Faucet	Call Sales Rep for pricing	—	—	—
—	DSCT-82000	Two-Station Sink, Less Faucet	Call Sales Rep for pricing	—	—	—
—	DSCT-83000	Three-Station Sink, Less Faucet	Call Sales Rep for pricing	—	—	—
—	DSCT-84000	Four-Station Sink, Less Faucet	Call Sales Rep for pricing	—	—	—

Designer Series Countertop Options

Mounting Options

AB	Angle Brackets	Call Sales Rep for pricing	—	—	—
ENC	Angled Stainless Enclosure	Call Sales Rep for pricing	—	—	—



DSVR-82000



DSCT-82000

Code Number	Product Number	Description	List Price \$	MAPP Price \$	Est. Wt. (lbs.)	UPC Code
-------------	----------------	-------------	---------------	---------------	-----------------	----------

SloanStone® Electronic Lavatory Gradient (ELGR Series)

The Electronic Lavatory Gradient Sink is available in 25 colors and 4 sizes. Pricing below is for the sink deck. Pairs great with Sloan faucets and soap dispensers.

—	ELGR-81000	One-Station Sink, Less Faucet	1,491.34	—	—	—
—	ELGR-82000	Two-Station Sink, Less Faucet	3,619.52	—	—	—
—	ELGR-83000	Three-Station Sink, Less Faucet	4,758.50	—	—	—
—	ELGR-84000	Four-Station Sink, Less Faucet	6,426.10	—	—	—

ELGR Options

Mounting Options

AB	Angle Brackets for One-Station Sink	332.16	—	—	—
	Angle Brackets for Two-Station Sink	556.92	—	—	—
	Angle Brackets for Three-Station Sink	783.82	—	—	—
	Angle Brackets for Four-Station Sink	1,009.70	—	—	—
ENC	Angled Stainless Enclosure for One-Station Sink	997.36	—	—	—
	Angled Stainless Enclosure for Two-Station Sink	1,607.47	—	—	—
	Angled Stainless Enclosure for Three-Station Sink	2,099.06	—	—	—
	Angled Stainless Enclosure for Four-Station Sink	2,590.65	—	—	—

SloanStone® Electronic Lavatory Gradient (ELA Series)

SloanStone® Electronic Lavatory Arrowhead (ELA Series) The Electronic Lavatory Arrowhead Sink is available in 25 colors and 4 sizes. Pricing below is for the sink deck. Pairs great with Sloan faucets and soap dispensers

—	ELA-81000	One-Station, Less Faucet	1,536.73	—	—	—
—	ELA-82000	Two-Station Lavatory System	3,731.47	—	—	—
—	ELA-83000	Three-Station Lavatory System	4,888.29	—	—	—
—	ELA-84000	Four-Station Sink, Less Faucet	6,601.13	—	—	—

ELA Options


Mounting Options

AB	Angle Brackets for One-Station Sink	332.16	—	—	—
	Angle Brackets for Two-Station Sink	556.92	—	—	—
	Angle Brackets for Three-Station Sink	783.82	—	—	—
	Angle Brackets for Four-Station Sink	1,009.70	—	—	—

Faucets, Soap Dispensers & Sinks
OLP



ELA-81000



ELGR-82000

Code Number	Product Number	Description	List Price \$	MAPP Price \$	Est. Wt. (lbs.)	UPC Code
-------------	----------------	-------------	---------------	---------------	-----------------	----------

Electronic Lavatory Round Front (ELRF Series)

SloanStone® Electronic Lavatory Round Front (ELRF Series) The Electronic Lavatory Round Front Sink is available in 25 colors and 4 sizes. Pricing below is for the sink deck. Pairs great with Sloan faucets and soap dispensers

—	ELRF- 81000	One-Station, Less Faucet	1,536.73	—	—	—
—	ELRF- 82000	Two-Station Lavatory System	3,731.47	—	—	—
—	ELRF- 83000	Three-Station Lavatory System	4,888.29	—	—	—
—	ELRF- 84000	Four-Station Sink, Less Faucet	6,601.13	—	—	—

ELRF Options

Mounting Options

AB	Angle Brackets for One-Station Sink	332.16	—	—	—
	Angle Brackets for Two-Station Sink	556.92	—	—	—
	Angle Brackets for Three-Station Sink	783.82	—	—	—
	Angle Brackets for Four-Station Sink	1,009.70	—	—	—
ENC	Enclosure for One-Station Sink	997.36	—	—	—
	Enclosure for Two-Station Sink	1,607.47	—	—	—
	Enclosure for Three-Station Sink	2,099.06	—	—	—
	Enclosure for Four-Station Sink	2,590.65	—	—	—

Electronic Lavatory Waterfall

SloanStone® Electronic Lavatory Waterfall (ELWF Series) The Electronic Lavatory Waterfall Sink is available in 25 colors and 3 sizes. Pricing below is for the sink deck only. Pairs great with Sloan faucets and soap dispensers

—	ELWF- 82000	Two-Station Lavatory System	3,909.18	—	—	—
—	ELWF- 83000	Three-Station Lavatory System	5,121.10	—	—	—
—	ELWF- 84000	Four-Station Sink, Less Faucet	6,915.51	—	—	—

ELWF Options

Mounting Options

AB	Angle Brackets for Two-Station Sink	556.92	—	—	—
	Angle Brackets for Three-Station Sink	783.82	—	—	—
	Angle Brackets for Four-Station Sink	1,009.70	—	—	—



ELRF-82000

Code Number	Product Number	Description	List Price \$	MAPP Price \$	Est. Wt. (lbs.)	UPC Code
-------------	----------------	-------------	---------------	---------------	-----------------	----------

SloanStone® Electronic Washstation (EW Series)

The EW Series is a sensor activated lavatory system with integrated electronic Optima® technology - BDT versions include below deck thermostatic mixing valve. -BDM version include below deck manual mixing valve.

—	EW-42000-BDT	Two-Station Lavatory System	5,235.91	—	—	—
—	EW-43000-BDT	Three-Station Lavatory System	7,811.47	—	—	—
—	EW-62000-BDM	Two-Station Lavatory System with Transformer	5,069.17	—	—	—
—	EW-62050-BDM	Two-Station Lavatory System, Battery-Powered	5,069.17	—	—	—
—	EW-63000-BDM	Three-Station Lavatory System with Transformer	7,490.51	—	—	—
—	EW-63050-BDM	Three-Station Lavatory System, Battery-Powered	7,490.51	—	—	—
—	EW-72000-BDT	Two-Station Lavatory System	5,638.70	—	—	—
—	EW-73000-BDT	Three-Station Lavatory System	8,943.77	—	—	—

EW Options

JVC (40000 Series Only)	Juvenile Height					
MSD (EW-42000 Only)	Manual Soap Dispenser	328.13	—	—	—	
MSD (EW-43000 Only)	Manual Soap Dispenser	570.13	—	—	—	
MSD (62000/62050/72000 Only)	Manual Soap Dispenser	273.46	—	—	—	
MSD (63000/63050/73000 Only)	Manual Soap Dispenser	546.92	—	—	—	
FC (62000/62050/72000 Only)	Manual Soap Dispenser with Lid Mounted Fill Cap	273.46	—	—	—	
FC (63000/63050/73000 Only)	Manual Soap Dispenser with Lid Mounted Fill Cap	546.92	—	—	—	
FM (40000 Series Only)	Floor Mount	380.10	—	—	—	

SloanStone® Electronic Wash Fountain (EWF Series)

The EWF Series is a sensor activated lavatory system with integrated electronic Optima® technology. Below Deck Thermostatic Mixing Valve standard.

—	EWF-42000	Two-Station Lavatory-Corner Unit	8,404.19	—	—	—
—	EWF-43000	Three-Station Lavatory	9,166.13	—	—	—
—	EWF-44000	Four-Station Lavatory	9,876.25	—	—	—

EWF Options

MSD (EW-42000)	Manual Soap Dispenser	438.86	—	—	—	
MSD (EW-43000)	Manual Soap Dispenser	549.63	—	—	—	
MSD (EW-44000)	Manual Soap Dispenser	600.22	—	—	—	
FM	Floor Mount	305.90	—	—	—	



EWF-43000

Code Number	Product Number	Description	List Price \$	MAPP Price \$	Est. Wt. (lbs.)	UPC Code
-------------	----------------	-------------	---------------	---------------	-----------------	----------

SloanStone® Electronic Lavatory Countertop (ELC Series)

The ELC Series is solid surface deck. Pairs great with Sloan faucets and soap dispensers.

—	ELC-71000	One-Station Lavatory, Less faucet	2,017.71	—	—	—
—	ELC-72000	Two-Station Lavatory, Less faucet	3,759.11	—	—	—
—	ELC-73000	Three-Station Lavatory, Less faucet	5,380.30	—	—	—
—	ELC-74000	Four-Station Lavatory, Less faucet	8,015.06	—	—	—
—	ELC-41000	One-Station lavatory Deck, Less faucet	2,417.86	—	—	—
—	ELC-42000	Two-Station Lavatory Deck, Less faucet	3,893.39	—	—	—
—	ELC-43000	Three-Station Lavatory Deck, Less faucet	5,514.58	—	—	—
—	ELC-44000	Four-Station Lavatory Deck, Less faucet	7,484.71	—	—	—

ELC Options

AB		Angle Bracket/ea. (Number of Stations plus one needed)	134.08	—	—	—
FA		Front Apron	273.62	—	—	—
LS/RS		Left Splash/Right Splash (each)	268.21	—	—	—

Deluxe Electronic Lavatory Countertop (ELC Series)

The ELC Series is solid surface deck with sloped material between sink basins to keep the sink dry and user friendly. Pairs great with Sloan faucets. Note: soap dispensers not available for this model.

—	ELC-81000	One-Station Sink, Less Faucet	3,134.73	—	—	—
—	ELC-82000	Two-Station Sink, Less Faucet	4,027.84	—	—	—
—	ELC-83000	Three-Station Sink, Less Faucet	5,592.43	—	—	—

ELC Options

XCW (80000 Series Only)		Less Continuous Waste and P-Trap	N/C	—	—	—
-------------------------	--	----------------------------------	-----	---	---	---

SloanStone® Electronic Lavatory Sink (ELS Series)

The ELS Series is a solid surface deck with integrated solid surface bowls. Pairs great with Sloan faucets and soap dispensers.

—	ELS-41000	One-Station Lavatory Deck, Less faucet	1,749.20	—	—	—
—	ELS-42000	Two-Station Lavatory Deck, Less faucet	3,490.54	—	—	—
—	ELS-43000	Three-Station Lavatory Deck, Less faucet	5,111.78	—	—	—
—	ELS-44000	Four-Station Lavatory Deck, Less faucet	7,150.20	—	—	—
—	ELS-62000	Two-Station Lavatory Deck, Less Faucet	3,223.25	—	—	—
—	ELS-63000	Three-Station Lavatory Deck, Less Faucet	4,786.81	—	—	—
—	ELS-72000	Two-Station Lavatory Deck, Less faucet	3,356.41	—	—	—
—	ELS-73000	Three-Station Lavatory Deck, Less faucet	4,977.45	—	—	—

ELS Options

JVC (40000 Series Only)		Juvenile Height	N/C	—	—	—
FM (40000 Series Only)		Floor Mount	469.99	—	—	—
FC (62000/62050/72000 Only)		Manual Soap Dispenser with Lid Mounted Fill Cap	297.69	—	—	—
FC (63000/63050/73000 Only)		Manual Soap Dispenser with Lid Mounted Fill Cap	555.28	—	—	—



ELS-62000



ELC-81000

Code Number	Product Number	Description	List Price \$	MAPP Price \$	Est. Wt. (lbs.)	UPC Code
-------------	----------------	-------------	---------------	---------------	-----------------	----------

Optima® Sensor-Activated Hand Washing Sinks

Includes stainless steel handwashing sink, p-trap and z-bar mounting clip. Pairs great with Sloan sensor-activated faucets.

3850057	EHS-1000 1 Hole	Stainless hand washing sink for single hole faucet (Faucet price not included)	3,534.80		40.00	671254146891
3851204	EHS-1000 3 Hole	Stainless hand washing sink for three hole faucet with 8" centerset (Faucet price not included)	3,534.80		40.00	67125443265

Optima® Single Station Sensor-Activated Scrub Sinks

Include one scrub sink, Sloan Optima® sensor-activated deck mounted surgical bend faucets with flow controlling spray head (laminar or shower spray), self-adaptive sensor, two 24 VAC plug-in transformer, beehive strainers, P-trap and Z-bar mounting clip.

3850004	ESS-2100-C	Optima® Sensor Scrub Sinks – (6)	14,114.70	9,174.56	200.00	67125413655
3850005	ESS-2100-H	Optima® Sensor Scrub Sinks – (8)	14,114.70	9,174.56	200.00	67125413656
3850006	ESS-2100-C-BDT	Optima® Sensor Scrub Sinks – (6), (13)	15,161.50	9,854.98	200.00	67125413657
3850007	ESS-2100-H-BDT	Optima® Sensor Scrub Sinks – (8), (13)	15,161.50	9,854.98	200.00	67125413658
3850008	ESS-2100-C-ADM	Optima® Sensor Scrub Sinks – (6), (11)	14,455.10	9,395.82	200.00	67125413659
3850009	ESS-2100-H-ADM	Optima® Sensor Scrub Sinks – (8), (11)	14,455.10	9,395.82	200.00	67125413660

Optima® Double-Station Sensor-Activated Scrub Sinks

Include scrub sink, two Sloan Optima® sensor-activated deck mounted surgical bend faucets with flow controlling spray head (laminar or shower spray), self-adaptive sensor, two 24 VAC plug-in transformers, beehive strainers, P-trap and Z-bar mounting clip.

3850016	ESS-2200-C	Optima® Sensor Scrub Sinks – (6)	18,698.60	12,154.09	300.00	67125413667
3850017	ESS-2200-H	Optima® Sensor Scrub Sinks – (8)	18,698.60	12,154.09	300.00	67125413668
3850018	ESS-2200-C-BDT	Optima® Sensor Scrub Sinks – (6), (13)	19,347.15	12,575.65	300.00	67125413669
3850019	ESS-2200-H-BDT	Optima® Sensor Scrub Sinks – (8), (13)	19,347.15	12,575.65	300.00	67125413670
3850020	ESS-2200-C-ADM	Optima® Sensor Scrub Sinks – (6), (11)	19,379.60	12,596.74	300.00	67125413671
3850021	ESS-2200-H-ADM	Optima® Sensor Scrub Sinks – (8), (11)	19,379.60	12,596.74	300.00	67125413672



ESS-2100-C



ESS-2200-H



EHS-1080

**Contact Your Local Sloan Representative

(1) Bak Chek (2) Box Transformer "B" (3) Plug-In Transformer "P" (4) Less Transformer "LT" (5) 0.5 gpm/1.9 Lpm Multi-Lam Spray Head (6) 2.2 gpm/8.3 Lpm Laminar Spray Head (7) Surgical Bend Spout "S" (8) Shower Head Spray 2.2 gpm/8.3 Lpm "H" (9) 4" Trim Plate (10) 8" Trim Plate (11) Above Deck Mixing Valve – MIX-110-AA Trim Plate "ADM" (12) Below Deck Mixing Valve – MIX-60-A "BDM" (13) Below Deck Thermostatic Mixing Valve – MIX-135-A "BDT" (14) Integral Temperature Control Spout Mixer "ISM" (15) Drain Pop Up "DPU" (16) Optima i.q.®-cliq button "IC" (17) 1.5 gpm/5.7 Lpm Aerator (18) 2.2 gpm/8.3 Lpm Aerated Spray Head (19) Above Deck Thermostatic Mixing Valve – MIX-139 "ADT"

Code Number	Product Number	Description	List Price \$	MAPP Price \$	Est. Wt. (lbs.)	UPC Code
-------------	----------------	-------------	---------------	---------------	-----------------	----------

Optima® Triple-Station Sensor-Activated Scrub Sinks

Include scrub sinks, three Sloan Optima® sensor-activated deck mounted surgical bend faucets with flow controlling spray head (laminar or shower spray), self-adaptive sensor, two 24 VAC plug-in transformers, beehive strainers, P-trap and Z-bar mounting clip.

3850028	ESS-2300-C	Optima® Sensor Scrub Sinks – (6)	23,912.05	15,542.83	350.00	67125413679
3850029	ESS-2300-H	Optima® Sensor Scrub Sinks – (8)	23,912.05	15,542.83	350.00	67125413680
3850030	ESS-2300-C-BDT	Optima® Sensor Scrub Sinks – (6), (13)	24,755.15	16,090.85	350.00	67125413681
3850031	ESS-2300-H-BDT	Optima® Sensor Scrub Sinks – (8), (13)	24,755.15	16,090.85	350.00	67125413682
3850032	ESS-2300-C-ADM	Optima® Sensor Scrub Sinks – (6), (11)	24,933.35	16,206.68	350.00	67125413683
3850033	ESS-2300-H-ADM	Optima® Sensor Scrub Sinks – (8), (11)	24,933.35	16,206.68	350.00	67125413684

Optima® Deluxe Single-Station Sensor-Activated Scrub Sinks

Includes scrub sinks, single Sloan Optima® sensor-activated deck mounted surgical bend faucets with flow controlling spray head (laminar or shower spray), self-adaptive sensor, knee activated soap dispenser, three 24 VAC plug-in transformer, beehive strainer, P-trap and Z-bar mounting clip.

3850201	ESS-3100-C	Optima® Sensor Scrub Sinks – (6)	20,395.25	13,256.91	299.00	67125425056
3850202	ESS-3100-H	Optima® Sensor Scrub Sinks – (8)	20,395.25	13,256.91	299.00	67125425057
3850203	ESS-3100-C-BDT	Optima® Sensor Scrub Sinks – (6), (13)	20,835.90	13,543.34	299.00	67125425058
3850204	ESS-3100-H-BDT	Optima® Sensor Scrub Sinks – (8), (13)	20,835.90	13,543.34	311.00	67125425059
3850205	ESS-3100-C-ADM	Optima® Sensor Scrub Sinks – (6), (11)	20,717.80	13,466.57	299.00	67125425060
3850206	ESS-3100-H-ADM	Optima® Sensor Scrub Sinks – (8), (11)	22,451.00	14,593.15	299.00	67125425061

Optima® Deluxe Double-Station Sensor-Activated Scrub Sinks

Includes scrub sinks, two Sloan Optima® sensor-activated deck mounted surgical bend faucets with flow controlling spray head (laminar or shower spray), self-adaptive sensors, knee activated soap dispenser, three (2) 24 VAC plug-in transformers, beehive strainer, P-trap and Z-bar mounting clip.

3850211	ESS-3200-C	Optima® Sensor Scrub Sinks – (6)	27,233.50	17,701.78	340.00	67125425043
3850213	ESS-3200-C-BDT	Optima® Sensor Scrub Sinks – (6), (13)	28,143.35	18,293.18	340.00	67125425045
3850214	ESS-3200-H-BDT	Optima® Sensor Scrub Sinks – (8), (13)	28,143.35	18,293.18	358.00	67125425046
3850215	ESS-3200-C-ADM	Optima® Sensor Scrub Sinks – (6), (11)	28,289.45	18,388.14	340.00	67125425047
3850216	ESS-3200-H-ADM	Optima® Sensor Scrub Sinks – (8), (11)	28,289.45	18,388.14	358.00	67125425048

Optima® Deluxe Triple-Station Sensor-Activated Scrub Sinks

Includes scrub sink, three Sloan Optima® sensor-activated deck mounted surgical bend faucets with flow controlling spray head (laminar or shower spray), self-adaptive sensors, knee activated soap dispenser, three (3) 24 VAC plug-in transformer, beehive strainer, P-trap and Z-bar mounting clip.

3850221	ESS-3300-C	Optima® Sensor Scrub Sinks – (6)	33,833.55	21,991.81	410.00	67125425072
3850222	ESS-3300-H	Optima® Sensor Scrub Sinks – (8)	33,833.55	21,991.81	390.00	67125425074
3850223	ESS-3300-C-BDT	Optima® Sensor Scrub Sinks – (6), (13)	34,742.90	22,582.89	415.00	67125425075
3850224	ESS-3300-H-BDT	Optima® Sensor Scrub Sinks – (8), (13)	34,742.90	22,582.89	390.00	67125425076
3850225	ESS-3300-C-ADM	Optima® Sensor Scrub Sinks – (6), (11)	35,416.25	23,020.56	390.00	67125425077

Faucets, Soap Dispensers & Sinks OLP



ESS-2300



ESS-3100

**Contact Your Local Sloan Representative

(1) Bak Chek (2) Box Transformer "B" (3) Plug-In Transformer "P" (4) Less Transformer "LT" (5) 0.5 gpm/1.9 Lpm Multi-Lam Spray Head (6) 2.2 gpm/8.3 Lpm Laminar Spray Head (7) Surgical Bend Spout "S" (8) Shower Head Spray 2.2 gpm/8.3 Lpm "H" (9) 4" Trim Plate (10) 8" Trim Plate (11) Above Deck Mixing Valve – MIX-110-AA Trim Plate "ADM" (12) Below Deck Mixing Valve – MIX-60-A "BDM" (13) Below Deck Thermostatic Mixing Valve – MIX-135-A "BDT" (14) Integral Temperature Control Spout Mixer "ISM" (15) Drain Pop Up "DPU" (16) Optima i.q.®-cliq button "IC" (17) 1.5 gpm/5.7 Lpm Aerator (18) 2.2 gpm/8.3 Lpm Aerated Spray Head (19) Above Deck Thermostatic Mixing Valve – MIX-139 "ADT"

Code Number	Product Number	Description	List Price \$	MAPP Price \$	Est. Wt. (lbs.)	UPC Code
Mobile Handwash Stations						
Enable more convenient handwashing options for your facility with the new Sloan Mobile Handwashing Station. Our latest touch-free innovation can be placed anywhere in the building, bringing hand hygiene beyond the restroom.						
3830000	MH-1000 MOBILE HAND HYG 1 ST SS	Stainless Deck Mobile Handwash Station	6,548.60	4,256.59	45.00	67125449953
3830001	MH-1050 MOBILE HAND HYG 1 ST SS W/HEAT	Stainless Deck Mobile Handwash Station w/ Heater	7,033.65	4,571.87	45.00	67125449954
3830002	MH-2000 MOBILE HAND HYG 1 ST COR SIL GRY	Corian Deck Mobile Handwash Station	9,337.90	6,069.64	45.00	67125449955
3830003	MH-3000 MOBILE HAND HYG 1 ST SS TANK	Stainless Deck Mobile Handwash Station - Outdoor	10,066.05	6,542.93	45.00	67125449956
3830004	MH-3050 MBL HAND HYG 1 ST SS W/HEAT TANK	Stainless Deck Mobile Handwash Station w/ Heater - Outdoor	10,793.00	7,015.45	45.00	67125449958
Sloan XLERATOR						
The Sloan XLERATOR is a high-speed, energy-efficient hand dryer. All units have heat and speed controls. Available with or without HEPA Filter.						
3366101	EHD 501 Hand Dryer	CP ECO 110-120V 4.3-4.5A	1,241.70	807.11	13.00	671254475601
3366102	EHD 501 Hand Dryer	CP ECO HEPA 110-120V4.3-4.5A	1,661.25	1,079.81	13.00	671254475618
3366051	EHD 501 Hand Dryer	CP 110-120V4.3-4.5A	1,306.35	849.13	—	—
3366111	EHD 502 Hand Dryer	CP ECO 208-277V 2.0-2.2A	1,241.70	807.11	13.00	671254475700
3366112	EHD 502 Hand Dryer	CP ECO HEPA 208-277V 2.0-2.2A	1,661.25	1,079.81	13.00	671254475717
Sloan Hand Dryer Accessories						
3366134	Xchanger combo kit - ADA		667.35	433.78	17.00	671254479203
3366135	Xchanger combo kit - Standard Height		667.35	433.78	17.00	671254479241
3366139	ADA Recess Kit		300.35	195.23	11.00	671254479319
3366141	HEPA Retrofit Kit		250.30	162.70	2.00	671254479333
3366138	Wall Guard Brushed Nickel		333.70	216.91	11.00	671254479296
3366137	Wall Guard Matte Black		200.20	130.13	4.00	671254479289
3366136	Wall Guard Matte White		200.20	130.13	4.00	671254479272
3366132	HEPA Filter		166.85	108.45	13.00	671254476110
3366140	Prefilter		41.75	27.14	0.50	671254479326
3366133	1.1N Nozzle		16.70	10.86	0.50	671254479197

Faucets, Soap Dispensers & Sinks
OLP



EHD-501



EHD-701



MH-2000

This page intentionally left blank.

Code Number	Product Number	Description	List Price \$	MAPP Price \$	Est. Wt. (lbs.)	UPC Code
-------------	----------------	-------------	---------------	---------------	-----------------	----------

UPPERCUT® Exposed Dual-Flush Water Closet flushometers

Premium flushometer PERMEX® synthetic rubber diaphragm w/dual-filtered fixed by-pass diaphragm, ADA antimicrobial handle with triple seal packaging, vandal resistant stop cap, vacuum breaker flush connection & sweat kit with cast set screw wall flange as standard. Non-hold-open, no external volume adjustment. Fixed volume accuracy w/CID technology. Lifting handle UP initiates reduced flush (1.1 gpf/4.2 Lpf), eliminating liquid and paper waste, pushing handle DOWN initiates full flush (1.6 gpf/6.0 Lpf), eliminating solid waste and paper waste.

3720000	WES-111	11-1/2" Rough In	305.75	198.74	7.50	671254315327
3720200	WES-113	16" Rough In	314.05	204.13	7.70	671254345768
3729500	WES-114	34-1/2" Rough In	347.95	226.17	9.20	671254348813
3720300	WES-115	24" Rough In	330.75	214.99	9.00	671254315334
3720400	WES-116	27" Rough In	333.25	216.61	8.90	671254349131
3720330	WES-120	11-1/2" Rough In, Back Inlet	374.50	243.43	7.90	671254371477

ROYAL® Exposed Water Closet flushometers

Premium flushometer includes dual-filtered fixed by-pass diaphragm, ADA handle with triple seal packaging, vandal resistant stop cap, vacuum breaker flush connection & sweat kit with cast set screw wall flange as standard. Non-hold-open, no external volume adjustment. Fixed volume accuracy w/CID technology.

3910002	ROYAL 100	11-1/2" Rough In	256.05	166.43	7.50	671254061170
3910100	ROYAL 100 H	11-1/2" Rough In	324.35	210.83	7.50	671254218550
3910165	ROYAL 100 HL3	11-1/2" Rough In	350.25	227.66	7.50	671254209398
3910017	ROYAL 100-1.6	11-1/2" Rough In	256.05	166.43	7.30	671254061200
3010100	ROYAL 110 3.5	11-1/2" Rough In	256.05	166.43	7.30	671254018167
3010128	ROYAL 110 H	11-1/2" Rough In	324.35	210.83	7.70	671254018365
3010130	ROYAL 110 HL3	11-1/2" Rough In	350.35	227.73	8.50	671254018389
3010131	ROYAL 110 HL3 YO	11-1/2" Rough In	350.35	227.73	8.50	671254018396
3010120	ROYAL 110 SG	11-1/2" Rough In	358.50	233.03	7.09	671254339835
3010107	ROYAL 110 YG	11-1/2" Rough In	313.85	204.00	7.30	671254018204
3010109	ROYAL 110 YO	11-1/2" Rough In	256.05	166.43	7.30	671254018228
3010000	ROYAL 111 1.6	11-1/2" Rough In	256.05	166.43	7.30	671254046191
3910168	ROYAL 111-1.28	11-1/2" Rough In	256.05	166.43	7.30	671254209794
3910269	ROYAL 111-1.1	11-1/2" Rough In	256.05	166.43	7.30	671254429772
3910289	ROYAL 111-1.28 CV	11-1/2" Rough In	294.60	191.49	7.30	671254494435
3910480	ROYAL 111-1.28	11-1/2" Rough In w/ 2" Offset	310.35	201.73	6.90	671254505599
3010028	ROYAL 111 H	11-1/2" Rough In	324.35	210.83	7.70	671254018075
3010030	ROYAL 111 HL3	11-1/2" Rough In	300.75	195.49	8.50	671254018082
3010031	ROYAL 111 HL3 YO	11-1/2" Rough In	350.35	227.73	8.50	671254018099
3010025	ROYAL 111 SG	11-1/2" Rough In	307.80	200.07	7.20	671254339743
3910051	ROYAL 111 SG TP	11-1/2" Rough In	444.80	289.12	7.65	671254348035
3010007	ROYAL 111 YG	11-1/2" Rough In	269.40	175.11	7.30	671254017979
3010009	ROYAL 111 YO	11-1/2" Rough In	256.05	166.43	7.30	671254017986
3010075	ROYAL 111 CV	11-1/2" Rough In	294.60	191.49	7.30	671254494428
3010246	ROYAL 112	11-1/2" Rough In	274.35	178.33	8.30	671254131811
3910243	ROYAL 112 XD	11-1/2" Rough In	244.90	159.19	6.00	671254134799
3910235	ROYAL 112-1.6	11-1/2" Rough In	274.35	178.33	8.30	671254142787
3910244	ROYAL 112-1.6 XD	11-1/2" Rough In	244.90	159.19	6.40	671254134805
3010200	ROYAL 113	16" Rough In	262.25	170.46	8.10	671254018631
3910270	ROYAL 113-1.6	16" Rough In	262.25	170.46	8.10	671254062238
3910250	ROYAL 113-1.28	16" Rough In	262.25	170.46	7.30	671254219724



WES-111



WES-115



ROYAL 113



ROYAL 111

**Contact Your Local Sloan Representative

Pricing subject to change without notice. For most current pricing, refer to online price sheets at www.sloan.com

Code Number	Product Number	Description	List Price \$	MAPP Price \$	Est. Wt. (lbs.)	UPC Code
3019500	ROYAL 114	34-1/2" Rough In	291.25	189.31	9.80	671254034280
3019526	ROYAL 114-1.6	34-1/2" Rough In	291.25	189.31	9.80	671254114340
3010300	ROYAL 115	24" Rough In	274.35	178.33	8.80	671254018938
3010330	ROYAL 115 HL3	24" Rough In	371.85	241.70	9.20	671254019126
3010313	ROYAL 115 SG	24" Rough In	378.85	246.25	8.21	671254339903
3010326	ROYAL 115-1.6	24" Rough In	274.35	178.33	8.80	671254019089
3910336	ROYAL 115-1.6 SG	24" Rough In	378.85	246.25	8.20	671254339927
3910335	ROYAL 115-1.28	24" Rough In	274.35	178.33	8.33	671254219731
3010400	ROYAL 116	27" Rough In	279.10	181.42	8.70	671254019270
3010426	ROYAL 116-1.6	27" Rough In	279.10	181.42	8.70	671254117778
3010455	ROYAL 116-1.28	27" Rough In	279.10	181.42	8.70	671254383425
3010800	ROYAL 120	11-1/2" Rough In, Back Inlet	278.55	181.06	8.80	671254020139
3010802	ROYAL 120 U	11-1/2" Rough In, Back Inlet	324.55	210.96	8.60	671254020146
3010807	ROYAL 120 YG	11-1/2" Rough In, Back Inlet	340.10	221.07	8.70	671254020160
3010809	ROYAL 120 YO	11-1/2" Rough In, Back Inlet	324.55	210.96	8.70	671254020177
3010826	ROYAL 120-1.6	11-1/2" Rough In, Back Inlet	278.55	181.06	8.80	671254112414
3010900	ROYAL 121	16" Rough In, Back Inlet	284.75	185.09	9.10	671254020429
3011000	ROYAL 122	24" Rough In, Back Inlet	346.15	225.00	9.80	671254020597
3011026	ROYAL 122-1.6	24" Rough In, Back Inlet	297.10	193.12	8.10	671254214347

ROYAL® Exposed Urinal flushometers

Premium flushometer includes dual-filtered fixed by-pass diaphragm, ADA handle with triple seal packaging, vandal resistant stop cap, vacuum breaker flush connection & sweat kit with cast set screw wall flange as standard. Non-hold-open, no external volume adjustment. Fixed volume accuracy w/CID technology.

3012428	ROYAL 180 H	11-1/2" Rough In	324.35	210.83	7.60	671254205109
3012415	ROYAL 180 SG	11-1/2" Rough In	358.50	233.03	7.01	671254339880
3012401	ROYAL 180 T	11-1/2" Rough In	256.05	166.43	7.50	671254024939
3012400	ROYAL 180 3.5	11-1/2" Rough In	256.05	166.43	7.50	671254024922
3012426	ROYAL 180-1.5	11-1/2" Rough In	256.05	166.43	7.50	671254109247
3912455	ROYAL 180-1.5 SG	11-1/2" Rough In	358.50	233.03	7.10	671254339897
3012436	ROYAL 180-1	11-1/2" Rough In	256.05	166.43	7.40	671254117266
3912430	ROYAL 180-1 SG	11-1/2" Rough In	358.50	233.03	7.07	671254339873
3012500	ROYAL 181	15" Rough In	260.65	169.42	7.60	671254025172
3012600	ROYAL 186	11-1/2" Rough In	256.05	166.43	7.40	671254025332
3012628	ROYAL 186 H	11-1/2" Rough In	324.35	210.83	8.90	671254025448
3012610	ROYAL 186 SG	11-1/2" Rough In	358.50	233.03	7.00	671254339842
3012602	ROYAL 186 U	11-1/2" Rough In	298.35	193.93	9.00	671254025356
3012636	ROYAL 186-1	11-1/2" Rough In	256.05	166.43	7.40	671254116139
3912665	ROYAL 186-1 H	11-1/2" Rough In	324.35	210.83	8.90	671254128767
3912663	ROYAL 186-1 HL3	11-1/2" Rough In	350.35	227.73	9.90	671254048324
3012655	ROYAL 186-1 CV	11-1/2" Rough In	294.60	191.49	6.90	671254494473
3912635	ROYAL 186-1 SG	11-1/2" Rough In	307.80	200.07	6.90	671254339859
3912697	ROYAL 186-0.5	11-1/2" Rough In	256.05	166.43	6.90	671254130579
3912764	ROYAL 186-0.5 CV	11-1/2" Rough In	294.60	191.49	6.90	671254494466
3912629	ROYAL 186-0.5 SG	11-1/2" Rough In	307.80	200.07	6.90	671254339866
3912648	ROYAL 186-0.25	11-1/2" Rough In	256.05	166.43	7.40	671254346741
3912763	ROYAL 186-0.25 CV	11-1/2" Rough In	294.60	191.49	6.90	671254494459



ROYAL 115



ROYAL 120



ROYAL 180



ROYAL 186

**Contact Your Local Sloan Representative

Pricing subject to change without notice. For most current pricing, refer to online price sheets at www.sloan.com

Code Number	Product Number	Description	List Price \$	MAPP Price \$	Est. Wt. (lbs.)	UPC Code
3912633	ROYAL 186-0.125	11-1/2" Rough In	256.05	166.43	7.40	671254345744
3912762	ROYAL 186-0.125 CV	11-1/2" Rough In	294.60	191.49	6.90	671254494442
3912504	ROYAL 188 XD	11-1/2" Rough In	244.90	159.19	5.70	671254144118

ROYAL Reclaimed Water Flushometers

Premium flushometer designed for reclaimed water. Features new upgraded sweat solder kit, premium dual bypass diaphragm and wall sign. Purple parts help communicate use of reclaimed water. Purple handle optional (PH).

3010080	Royal 111-1.28 RW	11-1/2" Rough In	281.70	183.11	7.30	671254428324
3010082	Royal 111-1.28 RW PH	11-1/2" Rough In	286.85	186.45	7.30	671254428331
3012672	Royal 186-0.125 RW	11-1/2" Rough In	281.70	183.11	7.30	671254428416
3012678	Royal 186-0.125 RW PH	11-1/2" Rough In	286.85	186.45	7.30	671254433502
3012671	Royal 186-0.25 RW	11-1/2" Rough In	281.70	183.11	7.30	671254428409
3012677	Royal 186-0.25 RW PH	11-1/2" Rough In	286.85	186.45	7.30	671254433496
3012670	Royal 186-0.5 RW	11-1/2" Rough In	281.70	183.11	7.30	671254428393
3012676	Royal 186-0.5 RW PH	11-1/2" Rough In	286.85	186.45	7.30	671254433472

ROYAL® Service Sink flushometers (6.5 gpf cycle)

Premium flushometer includes dual-filtered fixed by-pass diaphragm, ADA handle with triple seal packaging, vandal resistant stop cap, vacuum breaker flush connection & sweat kit with cast set screw wall flange as standard. Non-hold-open, no external volume adjustment. Fixed volume accuracy w/CID technology.

3010500	ROYAL 117		274.35	178.33	8.70	671254019515
3010528	ROYAL 117 H		296.80	192.92	9.00	671254019669
3010532	ROYAL 117 HO	1" Offset	341.45	221.94	9.00	671254019690
3010533	ROYAL 117 HO	1-1/2" Offset	341.45	221.94	9.20	671254019706
3010503	ROYAL 117 O	1" Offset	319.20	207.48	9.00	671254019539
3010505	ROYAL 117 O	1-1/2" Offset	319.20	207.48	9.20	671254019546
3010530	ROYAL 117 HL3		319.20	207.48	9.30	671254019683
3010525	ROYAL 117 H SG		349.90	227.44	8.20	671254348110

ROYAL® Exposed Eastern Style Water Closet flushometers

Premium flushometer includes dual-filtered fixed by-pass diaphragm, ADA handle with triple seal packaging, vandal resistant stop cap, vacuum breaker flush connection & sweat kit with cast set screw wall flange as standard. Non-hold-open, no external volume adjustment. Fixed volume accuracy w/CID technology.

3910156	ROYAL 136		390.50	253.83	8.60	671254144071
3910169	ROYAL 136-1.6		335.15	217.85	8.60	671254228955
3910802	ROYAL 137		341.10	221.72	8.60	671254122079
3910829	ROYAL 137-2.4		397.45	258.34	8.60	671254217874
3910808	ROYAL 137-1.6		341.10	221.72	8.60	671254235359
3910823	ROYAL 137-1.6	w/F109 40" BEND	350.20	227.63	9.00	671254145986
3910825	ROYAL 137-1.6	w/F109 48" BEND	429.00	278.85	9.80	671254146006

ROYAL® Concealed Eastern Style Water Closet flushometers

Premium flushometer includes dual-filtered fixed by-pass diaphragm, ADA handle with triple seal packaging, vandal resistant stop cap, vacuum breaker flush connection & sweat kit with cast set screw wall flange as standard. Non-hold-open, no external volume adjustment. Fixed volume accuracy w/CID technology.

3911905	ROYAL 139	6-3/4" LDIM	388.50	252.53	8.50	671254223103
3911874	ROYAL 139	8-3/4" LDIM	468.85	304.75	9.00	671254209619
3911906	ROYAL 139	10-3/4" LDIM	485.10	315.32	10.20	671254223110
3911824	ROYAL 139-2.4	5-3/4" LDIM	444.65	289.02	7.50	671254147201
3911921	ROYAL 139-1.6	3-3/4" LDIM	428.55	278.56	9.00	671254232983



ROYAL 117



ROYAL 136



ROYAL 137



ROYAL 139

**Contact Your Local Sloan Representative

Pricing subject to change without notice. For most current pricing, refer to online price sheets at www.sloan.com

Code Number	Product Number	Description	List Price \$	MAPP Price \$	Est. Wt. (lbs.)	UPC Code
ROYAL® Concealed Water Closet flushometers						
Premium flushometer includes dual-filtered fixed by-pass diaphragm, ADA handle with triple seal packaging, vandal resistant stop cap, vacuum breaker flush connection & sweat kit with cast set screw wall flange as standard. Non-hold-open, no external volume adjustment. Fixed volume Accuracy w/CID technology.						
3011110	ROYAL 140	3-3/4" LDIM	375.15	243.85	10.20	671254020733
3011120	ROYAL 140	4-3/4" LDIM	445.25	289.41	10.50	671254020795
3011140	ROYAL 140	6-3/4" LDIM	395.95	257.37	11.20	671254020894
3011150	ROYAL 140	7-3/4" LDIM	469.50	305.18	11.60	671254020955
3011160	ROYAL 140	8-3/4" LDIM	409.95	266.47	11.90	671254021013
3011180	ROYAL 140	10-3/4" LDIM	423.75	275.44	12.50	671254021129
3011190	ROYAL 140	11-3/4" LDIM	501.85	326.20	12.90	671254021181
3911112	ROYAL 140-1.6	2-3/4" LDIM	429.00	278.85	10.00	671254129672
3911121	ROYAL 140-1.6	10-3/4" LDIM	423.75	275.44	12.50	671254147997
3911148	ROYAL 140-1.28	10-3/4" LDIM	430.70	279.96	10.00	671254368408
3011200	ROYAL 142	2-3/4" LDIM	427.80	278.07	10.00	671254212732
3011210	ROYAL 142	3-3/4" LDIM	506.65	329.32	10.50	671254021228
3011220	ROYAL 142	4-3/4" LDIM	514.65	334.52	11.70	671254021280
3011240	ROYAL 142	6-3/4" LDIM	530.85	345.05	12.00	671254021372
3011250	ROYAL 142	7-3/4" LDIM	538.95	350.32	12.50	671254021433
3011260	ROYAL 142	8-3/4" LDIM	547.00	355.55	12.50	671254021495
3011280	ROYAL 142	10-3/4" LDIM	563.20	366.08	13.00	671254021600
3911201	ROYAL 142-1.6	3-3/4" LDIM	506.65	329.32	10.50	671254112407
3911205	ROYAL 142-1.6	4-3/4" LDIM	514.65	334.52	11.70	671254113992
3911344	ROYAL 142-1.6	6-3/4" LDIM	530.85	345.05	12.00	671254065079
3911202	ROYAL 142-1.6	8-3/4" LDIM	547.00	355.55	12.50	671254112391
3911228	ROYAL 142-1.6	9-3/4" LDIM	555.10	360.82	12.70	671254147089
3911203	ROYAL 142-1.6	10-3/4" LDIM	483.35	314.18	13.00	671254112421
3911248	ROYAL 142-1.28	5-3/4" LDIM	522.70	339.76	10.50	671254401754
3011300	ROYAL 143	2-3/4" LDIM	325.55	211.61	9.50	671254021709
3011310	ROYAL 143	3-3/4" LDIM	332.40	216.06	9.50	671254021716
3011320	ROYAL 143	4-3/4" LDIM	395.30	256.95	10.00	671254021778
3011330	ROYAL 143	5-3/4" LDIM	403.55	262.31	10.50	671254021839
3011340	ROYAL 143	6-3/4" LDIM	353.30	229.65	11.00	671254021891
3011350	ROYAL 143	7-3/4" LDIM	419.70	272.81	11.40	671254021952
3011360	ROYAL 143	8-3/4" LDIM	367.15	238.65	11.70	671254022010
3011370	ROYAL 143	9-3/4" LDIM	435.90	283.34	12.20	671254022072
3011380	ROYAL 143	10-3/4" LDIM	381.10	247.72	12.50	671254022133
3011390	ROYAL 143	11-3/4" LDIM	452.00	293.80	12.90	671254022195
3911307	ROYAL 143	12-3/4" LDIM	460.05	299.03	13.40	671254078772
3911314	ROYAL 143-1.6	3-3/4" LDIM	387.30	251.75	11.50	671254114272
3911301	ROYAL 143-1.6	4-3/4" LDIM	395.30	256.95	10.00	671254112438
3911304	ROYAL 143-1.6	6-3/4" LDIM	353.30	229.65	11.00	671254112445
3911323	ROYAL 143-1.6	7-3/4" LDIM	419.70	272.81	11.40	671254201354
3910932	ROYAL 143-1.6	8-3/4" LDIM	367.15	238.65	11.70	671254076082
3911328	ROYAL 143-1.6	9-3/4" LDIM	435.90	283.34	12.20	671254208711
3811300	ROYAL 143-1.6	10-3/4" LDIM	381.10	247.72	12.50	671254110922



ROYAL 140



ROYAL 142



ROYAL 143

**Contact Your Local Sloan Representative

Pricing subject to change without notice. For most current pricing, refer to online price sheets at www.sloan.com

Code Number	Product Number	Description	List Price \$	MAPP Price \$	Est. Wt. (lbs.)	UPC Code
3011394	ROYAL 143-1.28	10-3/4" LDIM	381.10	247.72	11.50	671254388611
3911463	ROYAL 143-1.28	3-3/4 LDIM	332.40	216.06	10.25	671254388703
3911334	ROYAL 143-1.28	8-3/4 LDIM	367.15	238.65	11.00	671254219748
3911462	ROYAL 143-1.28	12-3/4 LDIM	460.05	299.03	12.00	671254387416
3011400	ROYAL 144	2-3/4" LDIM	375.45	244.04	9.50	671254206601
3011410	ROYAL 144	3-3/4" LDIM	383.55	249.31	9.50	671254022263
3011420	ROYAL 144	4-3/4" LDIM	391.65	254.57	10.00	671254022324
3011440	ROYAL 144	6-3/4" LDIM	407.75	265.04	11.30	671254022447
3011450	ROYAL 144	7-3/4" LDIM	415.85	270.30	11.50	671254022508
3011460	ROYAL 144	8-3/4" LDIM	363.85	236.50	11.60	671254022553
3011480	ROYAL 144	10-3/4" LDIM	440.25	286.16	13.00	671254022676
3911411	ROYAL 144	12-3/4" LDIM	456.30	296.60	14.00	671254079298
3911432	ROYAL 144-1.6	2-3/4" LDIM	322.20	209.43	9.50	671254207745
3910924	ROYAL 144-1.6	3-3/4" LDIM	329.20	213.98	9.50	671254107892
3811400	ROYAL 144-1.6	6-3/4" LDIM	407.75	265.04	11.30	671254109933
3811402	ROYAL 144-1.6	7-3/4" LDIM	415.85	270.30	11.50	671254110915
3911368	ROYAL 144-1.6	8-3/4" LDIM	424.00	275.60	11.60	671254065246
3911403	ROYAL 144-1.6	9-3/4" LDIM	432.15	280.90	11.90	671254113978
3911429	ROYAL 144-1.6	10-3/4" LDIM	440.20	286.13	13.00	671254146969
3911417	ROYAL 144-1.6	12-3/4" LDIM	456.30	296.60	14.00	671254214002
3911467	ROYAL 144-1.28	10-3/4" LDIM	440.25	286.16	13.00	671254396845
3011500	ROYAL 150	2-3/4" LDIM	290.20	188.63	5.70	671254022782
3011510	ROYAL 150	3-3/4" LDIM	298.35	193.93	6.30	671254022799
3011520	ROYAL 150	4-3/4" LDIM	306.50	199.23	6.90	671254022836
3011540	ROYAL 150	6-3/4" LDIM	322.65	209.72	8.10	671254022898
3011560	ROYAL 150	8-3/4" LDIM	338.85	220.25	9.30	671254022966
3919315	ROYAL 150	9-3/4" LDIM	378.65	246.12	9.30	671254488311
3011580	ROYAL 150	10-3/4" LDIM	355.00	230.75	10.70	671254023031
3011590	ROYAL 150	11-3/4" LDIM	363.10	236.02	11.40	671254023079
3911558	ROYAL 150-1.6	2-3/4" LDIM	290.20	188.63	5.70	671254214385
3911694	ROYAL 150-1.6	3-3/4" LDIM	298.35	193.93	6.30	671254109100
3911537	ROYAL 150-1.6	5-3/4" LDIM	314.60	204.49	7.50	671254139473
3911535	ROYAL 150-1.6	6-3/4" LDIM	276.90	179.99	8.10	671254130890
3911520	ROYAL 150-1.6	10-3/4" LDIM	304.65	198.02	10.70	671254121140
3011600	ROYAL 152	2-3/4" LDIM	262.90	170.89	7.20	671254023109
3011610	ROYAL 152	3-3/4" LDIM	269.95	175.47	7.80	671254023130
3011620	ROYAL 152	4-3/4" LDIM	276.85	179.95	8.40	671254023192
3011630	ROYAL 152	5-3/4" LDIM	330.70	214.96	9.00	671254023246
3011640	ROYAL 152	6-3/4" LDIM	290.80	189.02	9.60	671254023284
3011650	ROYAL 152	7-3/4" LDIM	297.60	193.44	10.20	671254023338
3011660	ROYAL 152	8-3/4" LDIM	304.60	197.99	10.80	671254023383
3011670	ROYAL 152	9-3/4" LDIM	311.50	202.48	11.40	671254023437
3011680	ROYAL 152	10-3/4" LDIM	318.50	207.03	12.20	671254023482
3011690	ROYAL 152	11-3/4" LDIM	325.55	211.61	12.80	671254023536
3911622	ROYAL 152	12-3/4" LDIM	332.40	216.06	13.40	671254081215



ROYAL 144



ROYAL 150

**Contact Your Local Sloan Representative

Pricing subject to change without notice. For most current pricing, refer to online price sheets at www.sloan.com

Code Number	Product Number	Description	List Price \$	MAPP Price \$	Est. Wt. (lbs.)	UPC Code
3911644	ROYAL 152-1.6	2-3/4" LDIM	306.45	199.19	7.20	671254114289
3911728	ROYAL 152-1.6	3-3/4" LDIM	269.95	175.47	7.80	671254122765
3911633	ROYAL 152-1.6	4-3/4" LDIM	276.85	179.95	8.40	671254113961
3911641	ROYAL 152-1.6	5-3/4" LDIM	283.80	184.47	9.00	671254114296
3911936	ROYAL 152-1.6	6-3/4" LDIM	290.80	189.02	9.60	671254047471
3911759	ROYAL 152-1.6	7-3/4" LDIM	297.60	193.44	10.20	671254206663
3911670	ROYAL 152-1.6	8-3/4" LDIM	304.60	197.99	10.80	671254047211
3911621	ROYAL 152-1.6	9-3/4" LDIM	311.50	202.48	11.40	671254206618
3911634	ROYAL 152-1.6	10-3/4" LDIM	318.50	207.03	12.20	671254113947
3911917	ROYAL 152-1.6	11-3/4" LDIM	379.25	246.51	12.80	671254110526
3911796	ROYAL 152-1.6	12-3/4" LDIM	332.40	216.06	13.40	671254134751
3919342	ROYAL 152-1.28	12-3/4 LDIM	387.30	251.75	11.44	671254409477
3919366	ROYAL 152-1.28	11-3/4 LDIM	379.25	246.51	11.16	671254401686
3919365	ROYAL 152-1.28	10-3/4" LDIM	318.50	207.03	12.20	671254381230
3911897	ROYAL 152-1.28	8 3/4 LDIM	304.60	197.99	10.80	671254219755
3919387	ROYAL 152-1.28	7-3/4 LDIM	346.75	225.39	9.95	671254389953
3911485	ROYAL 152-1.28	6-3/4 LDIM	290.80	189.02	9.65	671254433410
3919386	ROYAL 152-1.28	3 3/4 LDIM	314.45	204.39	7.80	671254388352
3911916	ROYAL 153	3-3/4" LDIM	445.50	289.58	7.60	671254110601
3911836	ROYAL 153	4-3/4" LDIM	453.55	294.81	8.20	671254201149
3911830	ROYAL 153	6-3/4" LDIM	403.30	262.15	9.40	671254148154
3911805	ROYAL 153	8-3/4" LDIM	485.95	315.87	10.60	671254141919
3911792	ROYAL 153	10-3/4" LDIM	502.15	326.40	12.00	671254134249
3911878	ROYAL 153-1.6	3-3/4" LDIM	445.50	289.58	7.60	671254210783
3911875	ROYAL 153-1.6	4-3/4" LDIM	453.55	294.81	8.20	671254210189
3911849	ROYAL 153-1.6	6-3/4" LDIM	469.85	305.40	9.40	671254205369
3911841	ROYAL 153-1.6	7-3/4" LDIM	477.95	310.67	10.30	671254206939
3911655	ROYAL 153-1.6	8-3/4" LDIM	417.10	271.12	10.90	671254065734
3911848	ROYAL 153-1.6	10-3/4" LDIM	431.05	280.18	12.70	671254203693
3911877	ROYAL 153-1.28	3 3/4 LDIM	382.30	248.50	10.28	671254354821
3011726	ROYAL 154	2-3/4" LDIM	362.55	235.66	7.30	671254206519
3011710	ROYAL 154	3-3/4" LDIM	370.60	240.89	7.90	671254023581
3011720	ROYAL 154	4-3/4" LDIM	325.00	211.25	8.50	671254023635
3011740	ROYAL 154	6-3/4" LDIM	394.95	256.72	9.70	671254023710
3011760	ROYAL 154	8-3/4" LDIM	411.10	267.22	10.90	671254023802
3011780	ROYAL 154	10-3/4" LDIM	427.40	277.81	12.30	671254023895
3011790	ROYAL 154	11-3/4" LDIM	435.45	283.04	12.90	671254023949
3911829	ROYAL 154	12-3/4" LDIM	443.50	288.28	13.50	671254147942
3911703	ROYAL 154-1.6	3-3/4" LDIM	370.60	240.89	7.90	671254114302
3911701	ROYAL 154-1.6	5-3/4" LDIM	386.85	251.45	9.10	671254113930
3911825	ROYAL 154-1.6	6-3/4" LDIM	394.95	256.72	9.70	671254147218
3911795	ROYAL 154-1.6	7-3/4" LDIM	403.05	261.98	10.30	671254134652
3911700	ROYAL 154-1.6	8-3/4" LDIM	411.10	267.22	10.90	671254209015
3911702	ROYAL 154-1.6	10-3/4" LDIM	427.40	277.81	12.30	671254114319
3919392	ROYAL 154-1.28	6 3/4 LDIM	394.95	256.72	9.70	671254368927



ROYAL 152



ROYAL 153



ROYAL 154

**Contact Your Local Sloan Representative

Pricing subject to change without notice. For most current pricing, refer to online price sheets at www.sloan.com

Code Number	Product Number	Description	List Price \$	MAPP Price \$	Est. Wt. (lbs.)	UPC Code
ROYAL® Concealed Urinal flushometers						
Premium flushometer includes dual-filtered fixed by-pass Diaphragm, ADA handle with triple seal packaging, vandal resistant stop cap, vacuum breaker flush connection & sweat kit with cast set screw wall flange as standard. Non-hold-open, no external volume adjustment. Fixed volume accuracy w/CID technology.						
3013000	ROYAL 190	2-3/4" LDIM	300.35	195.23	6.60	671254025998
3013010	ROYAL 190	3-3/4" LDIM	308.40	200.46	7.20	671254026018
3013020	ROYAL 190	4-3/4" LDIM	316.50	205.73	7.80	671254026063
3013030	ROYAL 190	5-3/4" LDIM	324.60	210.99	8.40	671254026117
3013040	ROYAL 190	6-3/4" LDIM	332.75	216.29	9.00	671254026162
3013050	ROYAL 190	7-3/4" LDIM	340.80	221.52	9.60	671254026216
3013060	ROYAL 190	8-3/4" LDIM	348.95	226.82	10.20	671254026261
3013070	ROYAL 190	9-3/4" LDIM	357.00	232.05	10.80	671254026315
3013080	ROYAL 190	10-3/4" LDIM	365.05	237.28	11.40	671254026360
3013090	ROYAL 190	11-3/4" LDIM	373.10	242.52	12.00	671254026414
3913025	ROYAL 190	12-3/4" LDIM	381.25	247.81	12.60	671254087026
3913057	ROYAL 190-1.5	6-3/4" LDIM	332.75	216.29	9.00	671254209640
3913430	ROYAL 190-1.5	10-3/4" LDIM	365.05	237.28	11.40	671254110779
3913043	ROYAL 190-1	2-3/4" LDIM	300.35	195.23	6.60	671254133143
3913062	ROYAL 190-1	3-3/4" LDIM	308.40	200.46	7.20	671254210769
3913004	ROYAL 190-1	4-3/4" LDIM	271.70	176.61	7.80	671254114654
3913009	ROYAL 190-1	6-3/4" LDIM	332.75	216.29	9.00	671254115910
3913435	ROYAL 190-1	8-3/4" LDIM	348.95	226.82	10.20	671254109117
3913060	ROYAL 190-1	9-3/4" LDIM	357.00	232.05	10.80	671254210110
3913005	ROYAL 190-1	10-3/4" LDIM	365.05	237.28	11.40	671254115095
3913058	ROYAL 192	6-3/4" LDIM	485.80	315.77	8.80	671254087316
3913030	ROYAL 192	8-3/4" LDIM	582.20	378.43	10.00	671254087064
3912927	ROYAL 192-1	8-3/4" LDIM	582.20	378.43	10.00	671254206700
3013200	ROYAL 195	2-3/4" LDIM	309.25	201.01	6.40	671254026711
3013210	ROYAL 195	3-3/4" LDIM	317.40	206.31	7.00	671254026728
3013220	ROYAL 195	4-3/4" LDIM	325.50	211.58	7.60	671254026773
3013230	ROYAL 195	5-3/4 LDIM	333.50	216.78	8.68	671254298620
3013240	ROYAL 195	6-3/4" LDIM	341.55	222.01	8.80	671254026872
3013250	ROYAL 195	7-3/4 LDIM	349.70	227.31	9.40	671254026926
3013260	ROYAL 195	8-3/4" LDIM	307.10	199.62	10.00	671254026971
3013270	ROYAL 195	9-3/4 LDIM	365.90	237.84	9.43	671254027022
3013280	ROYAL 195	10-3/4" LDIM	321.00	208.65	11.20	671254027077
3013290	ROYAL 195	11-3/4" LDIM	382.05	248.33	11.80	671254027121
3913267	ROYAL 195	12-3/4" LDIM	390.20	253.63	12.40	671254088917
3913324	ROYAL 195-1	2-3/4" LDIM	309.25	201.01	6.40	671254137790
3913234	ROYAL 195-1	3-3/4" LDIM	317.40	206.31	7.00	671254118249
3913278	ROYAL 195-1	4-3/4" LDIM	325.50	211.58	7.60	671254122871
3913321	ROYAL 195-1	5-3/4" LDIM	333.50	216.78	8.20	671254134683
3913249	ROYAL 195-1	6-3/4" LDIM	293.20	190.58	8.80	671254118850
3913334	ROYAL 195-1	7-3/4" LDIM	349.70	227.31	9.40	671254146464
3913285	ROYAL 195-1	8-3/4" LDIM	307.10	199.62	10.00	671254089020
3913201	ROYAL 195-1	9-3/4" LDIM	314.10	204.17	10.60	671254208728
3913103	ROYAL 195-1	10-3/4" LDIM	321.00	208.65	11.20	671254126572



ROYAL 190



ROYAL 192



ROYAL 195

**Contact Your Local Sloan Representative

Pricing subject to change without notice. For most current pricing, refer to online price sheets at www.sloan.com

Code Number	Product Number	Description	List Price \$	MAPP Price \$	Est. Wt. (lbs.)	UPC Code
3913272	ROYAL 195-1	11-3/4" LDIM	382.05	248.33	11.80	671254121126
3913349	ROYAL 195-1	12-3/4" LDIM	390.20	253.63	12.40	671254214019
3913344	ROYAL 195-1	13-3/4 LDIM	398.25	258.86	10.89	671254208445
3913233	ROYAL 195-1	14-3/4 LDIM	406.30	264.10	10.94	671254220553
3913110	ROYAL 195-1	16-3/4 LDIM	422.70	274.76	11.32	671254228511
3913210	ROYAL 195-1	18-3/4 LDIM	438.85	285.25	11.28	671254300958
3913111	ROYAL 195-0.5	2-3/4 LDIM	309.25	201.01	8.10	671254245747
3913238	ROYAL 195-0.5	3-3/4 LDIM	272.45	177.09	8.23	671254350762
3913339	ROYAL 195-0.5	4-3/4" LDIM	279.35	181.58	7.60	671254200807
3913277	ROYAL 195-0.5	5-3/4 LDIM	286.30	186.10	8.20	671254414235
3913373	ROYAL 195-0.5	6-3/4 LDIM	293.20	190.58	8.80	671254306448
3913380	ROYAL 195-0.5	7-3/4 LDIM	300.25	195.16	8.97	671254314207
3913378	ROYAL 195-0.5	8-3/4 LDIM	307.10	199.62	9.32	671254309661
3913342	ROYAL 195-0.5	10-3/4" LDIM	321.00	208.65	11.20	671254203327
3913264	ROYAL 195-0.5	12-3/4 LDIM	334.80	217.62	9.91	671254409484
3913291	ROYAL 195-0.125	3-3/4 LDIM	272.45	177.09	9.59	671254434394
3913290	ROYAL 195-0.125	8-3/4 LDIM	307.10	199.62	9.59	671254417311
3913289	ROYAL 195-0.125	10-3/4 LDIM	321.00	208.65	9.59	671254416147
3913200	ROYAL 197	8-3/4" LDIM	568.05	369.23	9.80	671254111813
3913335	ROYAL 197-1	6-3/4" LDIM	551.90	358.74	8.60	671254147140
3913302	ROYAL 197-1	8-3/4" LDIM	487.60	316.94	9.80	671254127968
3913224	ROYAL 197-1	10-3/4" LDIM	584.30	379.80	11.00	671254203686
3913319	ROYAL 197-1	11-3/4" LDIM	592.40	385.06	11.60	671254133280

ROYAL® Prison Closet flushometers**

Premium flushometer includes dual-filtered fixed by-pass diaphragm, ADA handle with triple seal packaging, vandal resistant stop cap, vacuum breaker flush connection & sweat kit with cast set screw wall flange as standard. Non-hold-open, no external volume adjustment. Fixed volume accuracy w/CID technology.

**	ROYAL 601	Concealed Valve 2 to 12-3/4 LDIM			9.50	—
**	ROYAL 603	Concealed Valve 2 to 12-3/4 LDIM			9.50	—
**	ROYAL 611	Concealed Valve 2 to 12-3/4 LDIM			9.50	—

ROYAL® Prison Urinal flushometers**

**	ROYAL 609	Concealed Valve 2 to 12-3/4 LDIM			9.00	—
**	ROYAL 613	Concealed Valve 2 to 12-3/4 LDIM			9.00	—

ROYAL® Retrofit flushometers

Premium flushometer includes dual-filtered fixed by-pass diaphragm, ADA handle with triple seal packaging, vandal resistant stop cap. Non-hold-open, no external volume adjustment. Fixed volume accuracy w/CID technology.

3910239	ROYAL	Closet flushometer, Adj. Tailpiece (Body & Handle only) 3.5 gpf	185.05	120.28	6.50	671254062122
3910240	ROYAL	Urinal flushometer, Adj. Tailpiece (Body & Handle only) 1.5 gpf	185.05	120.28	6.50	671254062139
3910233	ROYAL	Closet flushometer, Adj. Ground Joint Tailpiece (Body & Handle only) 3.5 gpf	235.25	152.91	6.50	671254073173
3912586	ROYAL	Urinal flushometer, Adj. Ground Joint Tailpiece (Body & Handle only) 1.5 gpf	235.25	152.91	6.50	671254085138



ROYAL 197



ROYAL 601



ROYAL 613



ROYAL 310

**Contact Your Local Sloan Representative

Pricing subject to change without notice. For most current pricing, refer to online price sheets at www.sloan.com

Code Number	Product Number	Description	List Price \$	MAPP Price \$	Est. Wt. (lbs.)	UPC Code
ROYAL® Exposed Pedal flushometers						
Premium flushometer includes dual-filtered fixed by-pass diaphragm, ADA handle with triple seal packaging, vandal resistant stop cap, vacuum breaker flush connection & sweat kit with cast set screw wall flange as standard. Non-hold-open, no external volume adjustment. Fixed volume accuracy w/CID technology.						
3013500	ROYAL 300		985.75	640.74	11.50	671254027640
3013503	ROYAL 300-1.6		846.05	549.93	11.20	671254143210
3013600	ROYAL 310		846.05	549.93	11.50	671254027718
3013626	ROYAL 310-1.6		846.05	549.93	13.90	671254133198
3014400	ROYAL 320		846.05	549.93	11.70	671254029477
3913981	ROYAL 320-1		846.05	549.93	5.30	671254109230
3014200	ROYAL 350		985.75	640.74	11.60	671254029279

ROYAL® Concealed Pedal flushometers

Premium flushometer includes dual-filtered fixed by-pass diaphragm, ADA handle with triple seal packaging, vandal resistant stop cap, vacuum breaker flush connection & sweat kit with cast set screw wall flange as standard. Non-hold-open, no external volume adjustment. Fixed volume accuracy w/CID technology.

3013710	ROYAL 312	3-3/4" LDIM	998.85	649.25	10.10	671254027831
3013720	ROYAL 312	4-3/4" LDIM	998.85	649.25	10.30	671254027879
3013760	ROYAL 312	8-3/4" LDIM	998.85	649.25	10.90	671254028036
3013770	ROYAL 312	9-3/4" LDIM	998.85	649.25	11.20	671254215412
3013780	ROYAL 312	10-3/4" LDIM	998.85	649.25	11.20	671254028111
3913702	ROYAL 312-1.6	4-3/4" LDIM	998.85	649.25	10.30	671254211629
3013810	ROYAL 313	3-3/4" LDIM	919.30	597.55	11.10	671254122321
3013840	ROYAL 313	6-3/4" LDIM	789.10	512.92	11.70	671254028296
3013880	ROYAL 313	10-3/4" LDIM	919.30	597.55	12.50	671254028463
3013950	ROYAL 318	7-3/4" LDIM	811.60	527.54	9.00	671254147225
3913950	ROYAL 318	12-3/4" LDIM	811.60	527.54	12.80	671254142428
3014010	ROYAL 323	3-3/4" LDIM	919.30	597.55	11.40	671254028876
3014080	ROYAL 323	10-3/4" LDIM	919.30	597.55	12.80	671254029033
3014090	ROYAL 323	11-3/4" LDIM	919.30	597.55	12.90	671254201132
3014110	ROYAL 343	3-3/4" LDIM	919.30	597.55	11.30	671254029088
3014140	ROYAL 343	6-3/4" LDIM	919.30	597.55	11.80	671254130838
3014180	ROYAL 343	10-3/4" LDIM	919.30	597.55	12.30	671254029224
3014690	ROYAL 354	11-3/4" LDIM	919.30	597.55	12.70	671254201125

**Contact Your Local Sloan Representative

Pricing subject to change without notice. For most current pricing, refer to online price sheets at www.sloan.com

Code Number	Product Number	Description	List Price \$	MAPP Price \$	Est. Wt. (lbs.)	UPC Code
-------------	----------------	-------------	---------------	---------------	-----------------	----------

ROYAL® Hydraulic Water Closet flushometers

Premium flushometer includes dual-filtered fixed by-pass diaphragm, ADA handle with triple seal packaging, vandal resistant stop cap, vacuum breaker flush connection & sweat kit with cast set screw wall flange as standard. Non-hold-open, no external volume adjustment. Fixed volume accuracy w/CID technology.

3910180	ROYAL 910	11-1/2" Rough In	444.30	288.80	8.50	671254061767
3910000	ROYAL 910-1.6	11-1/2" Rough In	444.30	288.80	9.30	671254111943
3910498	ROYAL 910-1.6 YO	11-1/2" Rough In	517.70	336.51	9.30	671254063525
3910850	ROYAL 910-1.28	11-1/2" Rough In	431.40	280.41	8.25	671254405677
3910526	ROYAL 917	For Service Sinks	533.95	347.07	9.00	671254146105
3910816	ROYAL 920	11-1/2" Rough In, Back Inlet	540.55	351.36	9.00	671254209343
3914838	ROYAL 939	2" to 10-3/4" LDIM	401.05	260.68	9.90	671254207912
3013401	ROYAL 940	2" to 8-3/4" LDIM	284.90	185.19	8.50	671254027602
3913400	ROYAL 940-1.6	2" to 10-3/4" LDIM	284.90	185.19	9.10	671254117822
3916901	ROYAL 942	2" to 10-3/4" LDIM	333.50	216.78	8.50	671254127425
3017901	ROYAL 950	2" to 10-3/4" LDIM	267.00	173.55	8.00	671254031395
3917913	ROYAL 950-1.6	2" to 10-3/4" LDIM	267.00	173.55	9.00	671254132061
3917921	ROYAL 950-1.28	2" to 10-3/4" LDIM	267.00	173.55	9.00	671254396944
3014801	ROYAL 952	2" to 10-3/4" LDIM	299.70	194.81	8.50	671254029958
3914806	ROYAL 952	11" to 12-3/4" LDIM	299.70	194.81	8.70	671254049628
3914817	ROYAL 952-1.6	2" to 10-3/4" LDIM	299.70	194.81	8.70	671254049734
3184802	ROYAL 952-1.6	11" to 12-3/4" LDIM	299.70	194.81	8.90	671254135642
3914856	ROYAL 952-1.28	2" to 10-3/4" LDIM	299.70	194.81	8.70	671254358805
3016901	ROYAL 953	2" to 10-3/4" LDIM	333.50	216.78	9.70	671254031005
3916916	ROYAL 953-1.6	2" to 10-3/4" LDIM	333.50	216.78	9.90	671254107175
3916918	ROYAL 953-1.28	2" to 10-3/4" LDIM	333.50	216.78	9.90	671254389625
3019401	ROYAL 955	2" to 10-3/4" LDIM	549.60	357.24	8.90	671254208414

Note: Hydraulic price does not include actuator, must be ordered separate.

ROYAL® Hydraulic Urinal flushometers

3912485	ROYAL 980	11-1/2" Rough In	517.70	336.51	8.00	671254047990
3912487	ROYAL 980-1.5	11-1/2" Rough In	517.70	336.51	8.00	671254143234
3912693	ROYAL 986	11-1/2" Rough In	517.70	336.51	8.00	671254048454
3912692	ROYAL 986-1	11-1/2" Rough In	444.30	288.80	8.00	671254048447
3915401	ROYAL 990	11" to 12-3/4" LDIM	329.70	214.31	9.20	671254211964
3915407	ROYAL 990-1.5	2" to 10-3/4" LDIM	329.70	214.31	9.20	671254106963
3915403	ROYAL 990-1	2" to 10-3/4" LDIM	283.00	183.95	6.90	671254212817
3915400	ROYAL 990-1	11" to 12-3/4" LDIM	329.70	214.31	6.90	671254117877
3915503	ROYAL 995	2" to 16-3/4" LDIM	321.45	208.94	7.50	671254112049
3915508	ROYAL 995-1	2" to 10-3/4" LDIM	283.00	183.95	7.50	671254049864
3915513	ROYAL 995-0.5	2" to 10-3/4" LDIM	283.00	183.95	7.50	671254203884
3915520	ROYAL 995-0.25	2" to 10-3/4" LDIM	283.00	183.95	8.06	671254377981
3915522	ROYAL 995-0.125	2" to 10-3/4" LDIM	283.00	183.95	8.06	671254378599
3915506	ROYAL 997	2" to 10-3/4" LDIM	455.80	296.27	7.30	671254049840
3915509	ROYAL 997-1	2" to 10-3/4" LDIM	391.25	254.31	7.30	671254133334

Note: Hydraulic price does not include actuator, must be ordered separate.



ROYAL 313



ROYAL 323



ROYAL 343



ROYAL 910

**Contact Your Local Sloan Representative

Pricing subject to change without notice. For most current pricing, refer to online price sheets at www.sloan.com

Manual Products WLP

Code Number	Product Number	Description	List Price \$	MAPP Price \$	Est. Wt. (lbs.)	UPC Code
ROYAL® Hydraulic Prison flushometers						
3918222	ROYAL 9603		366.00	237.90	9.60	671254097407
3918223	ROYAL 9603	w/HY-97-A Body Assembly	366.00	237.90	8.50	671254132993
3918107	ROYAL 9603-1.6		366.00	237.90	9.60	671254115682
3918125	ROYAL 9603-1.6	w/HY-97-A Body Assembly	366.00	237.90	8.50	671254132986
3918221	ROYAL 9603-1.28		366.00	237.90	8.81	671254394834
3918285	ROYAL 9603-1.28 TP	w/VBF21A Trap Primer Elbow	516.70	335.86	8.80	671254505872
3918714	ROYAL 9609		360.80	234.52	9.60	671254098022
3918729	ROYAL 9609-1.5		420.40	273.26	9.60	671254143203
3918730	ROYAL 9609-1		420.40	273.26	9.60	671254147126
3918755	ROYAL 9611		394.40	256.36	10.20	671254098053
3918984	ROYAL 9611-1.6		394.40	256.36	10.20	671254109179
3919094	ROYAL 9613-1		369.55	240.21	9.00	671254146273
3919097	ROYAL 9613-0.5		369.55	240.21	7.69	671254298521

Note: Hydraulic price does not include actuator, must be ordered separate.

ROYAL® Hydraulic Actuator

0318093	HY-30	1/4" x 48" Tubes (2 required)	13.40	8.71	0.01	671254013179
0318001	HY-33-A FW	Fixture Wall	134.60	87.49	1.40	671254012950
0318049	HY-49-A MP	Metal Partition	209.75	136.34	1.30	671254013131
0318078	HY-50-A	Hydraulic Actuator Sub-Assembly	237.65	154.47	0.40	671254013162
0318072	HY-72-A SW	Side Wall	209.75	136.34	1.70	671254013155
0318117	HY-100-A MBFW	Metal Button, Fixture Wall	171.75	111.64	1.40	671254013209
0318119	HY-108-A MBPM	Metal Button, Panel Mount	149.45	97.14	1.00	671254013216



ROYAL 955



ROYAL 9603



HY-30



HY-33-A

**Contact Your Local Sloan Representative

Pricing subject to change without notice. For most current pricing, refer to online price sheets at www.sloan.com

Code Number	Product Number	Description	List Price \$	MAPP Price \$	Est. Wt. (lbs.)	UPC Code
-------------	----------------	-------------	---------------	---------------	-----------------	----------

ROYAL® flushometers w/Trap Primers

Premium flushometer includes dual-filtered fixed by-pass diaphragm, ADA handle with triple seal packaging, vandal resistant stop cap, vacuum breaker flush connection & sweat kit with cast set screw wall flange as standard. Non-hold-open, no external volume adjustment. Fixed volume accuracy w/CID technology.

3010144	ROYAL 110 TP		389.50	253.18	8.60	671254018457
3010044	ROYAL 111 TP		334.30	217.30	8.60	671254114098
3010049	ROYAL 111-1.28 TP		334.30	217.30		671254026926
3010244	ROYAL 113 TP		406.10	263.97	9.00	671254114081
3910575	ROYAL 113-1.6 TP		348.60	226.59	9.00	671254064072
3010344	ROYAL 115 TP		425.10	276.32	9.40	671254114074
3910308	ROYAL 115-1.6 TP		425.10	276.32	9.40	671254115828
3010444	ROYAL 116 TP		446.15	290.00	9.60	671254114067
3910469	ROYAL 116-1.6 TP		446.15	290.00	9.60	671254207547

Trap Primers

3396075	VBF-72-A1	1-1/2" to 9" w/VB & Fittings	111.55	72.51	1.50	671254111851
3396076	VBF-72-A1	1-1/2" to 13-1/2" w/VB & Fittings	124.25	80.76	1.50	671254044036
3396077	VBF-72-A1	1-1/2" to 21-1/2" w/VB & Fittings	130.65	84.92	2.00	671254044043
3396078	VBF-72-A1	1-1/2" to 24-1/2" w/VB & Fittings	137.20	89.18	2.00	671254044050
3396071	VBF-72-A2	CP Trap Primer 1 1/2 X 13 1/2	119.15	77.45	1.32	671254134720
3396072	VBF-72-A2	CP Trap Primer 1 1/2 X 21 1/2	125.70	81.71	1.76	671254134737

Flushometer Floor Drain

3018002	ROYAL 110	Floor Drain SPL, Drawing RM 14266	430.50	279.83	7.50	671254031418
---------	-----------	-----------------------------------	--------	--------	------	--------------

UPPERCUT® Dual-Flush Bedpan Washer flushometer

Premium flushometer PERMEX® synthetic rubber diaphragm w/dual-filtered fixed by-pass diaphragm, ADA antimicrobial handle with triple seal packaging, vandal resistant stop cap, vacuum breaker flush connection & sweat kit with cast set screw wall flange as standard. Non-hold-open, no external volume adjustment. Fixed volume accuracy w/CID technology. Lifting handle UP initiates reduced flush (1.1 gpf/4.2 Lpf), eliminating liquid and paper waste, pushing handle DOWN initiates full flush (1.6 gpf/6.0 Lpf), eliminating solid and liquid waste.

3729701	WES BPW 1000-1.6/1.1		861.35	559.88	12.80	671254338302
3729702	WES BPW 1100-1.6/1.1		861.35	559.88	12.80	671254351868
3729728	WES BPW 1105-1.6/1.1		1,218.45	791.99	12.80	671254411838
3729700	WES BPW 1150-1.6/1.1		914.55	594.46	12.80	671254331662

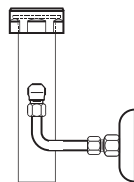
ROYAL® Bedpan Washer flushometers

Premium flushometer includes dual-filtered fixed by-pass diaphragm, ADA handle with triple seal packaging, vandal resistant stop cap, vacuum breaker flush connection & sweat kit with cast set screw wall flange as standard. Non-hold-open, no external volume adjustment. Fixed volume accuracy w/CID technology.

3019700	ROYAL BPW 1000		805.15	523.35	12.00	671254034464
3919649	ROYAL BPW 1000 O	V-600-AA 2" Offset	851.05	553.18	14.20	671254051652
3019730	ROYAL BPW 1000 HL3		991.55	644.51	13.80	671254034570
3019710	ROYAL BPW 1000 SG	w/F-190 2" Offset	1,026.50	667.23	13.80	671254347946



WES BPW 1000



VBF-72-A1



WES BPW 1150

**Contact Your Local Sloan Representative

Pricing subject to change without notice. For most current pricing, refer to online price sheets at www.sloan.com

Code Number	Product Number	Description	List Price \$	MAPP Price \$	Est. Wt. (lbs.)	UPC Code
3019706	ROYAL BPW 1000 YA		834.10	542.17	16.00	671254034471
3019708	ROYAL BPW 1000 YI		1,009.75	656.34	13.80	671254214750
3019726	ROYAL BPW 1000-1.6		805.15	523.35	12.90	671254119048
3919718	ROYAL BPW 1000-1.6	w/V-600-AA 2" Offset	851.05	553.18	11.00	671254121775
3919740	ROYAL BPW 1000-1.6	w/F-182 1-1/2" Offset	851.05	553.18	10.50	671254144347
3919749	ROYAL BPW 1000-1.6	w/V-600-AA 24-1/2"	946.05	614.93	11.30	671254147232
3919732	ROYAL BPW 1000-1.6	Less Stop	926.55	602.26	12.00	671254204027
3919794	ROYAL BPW 1000-1.6 SG	W/F190 2" Offset	1,026.50	667.23	12.00	671254489691
3019714	ROYAL BPW 1000-1.28		805.15	523.35	12.80	671254397750
3019800	ROYAL BPW 1005	w/Deoseptic Bottle	989.55	643.21	14.00	671254034648
3919806	ROYAL BPW 1005 0	V-600-AA 2" Offset	1,206.10	783.97	14.50	671254139411
3019865	ROYAL BPW 1005	Less Stop	1,141.30	741.85	12.80	671254201439
3019801	ROYAL BPW 1005 SG		1,189.50	773.18	13.60	671254347922
3019826	ROYAL BPW 1005-1.6		989.55	643.21	13.50	671254119826
3019600	ROYAL BPW 1010		910.10	591.57	14.20	671254034426
3019618	ROYAL BPW 1010-1.6		910.10	591.57	14.20	671254204720
3019661	ROYAL BPW 1010-1.28		1,060.30	689.20	14.17	671254399938
3019900	ROYAL BPW 1015		1,151.30	748.35	14.60	671254034761
3017323	ROYAL BPW 1020	4-3/4" LDIM L3 WB Push Button	1,538.25	999.86	12.50	671254208735
3017312	ROYAL BPW 1020-1.6	3-3/4" LDIM	1,504.85	978.15	10.50	671254115637
3017100	ROYAL BPW 1040		1,369.35	890.08	18.40	671254031029
3017126	ROYAL BPW 1040-1.6		1,369.35	890.08	18.30	671254208537
3017200	ROYAL BPW 1045		1,589.80	1,033.37	16.60	671254207462
3019601	ROYAL BPW 1100		805.15	523.35	13.70	671254135529
3019607	ROYAL BPW 1100-1.6		805.15	523.35	12.00	671254146068
3919707	ROYAL BPW 1100-1.6 SG		836.60	543.79	12.20	671254344662
3019660	ROYAL BPW 1100-1.28		805.15	523.35	12.80	671254397767
3019602	ROYAL BPW 1105		989.55	643.21	13.80	671254135536
3019605	ROYAL BPW 1110		931.35	605.38	10.50	671254135567
3019624	ROYAL BPW 1110-1.6		931.35	605.38	11.90	671254214255
3019606	ROYAL BPW 1115		1,341.55	872.01	10.80	671254135574
3019622	ROYAL BPW 1150		851.05	553.18	14.60	671254211513
3919703	ROYAL BPW 1150	24-1/2" V-600-AA	851.05	553.18	10.50	671254112230
3019608	ROYAL BPW 1150	w/V-600-AA 21-1/2"	851.05	553.18	10.50	671254147317
3019610	ROYAL BPW 1150-1.6	F-31-AA 2" Offset	920.20	598.13	12.60	671254201224
3019603	ROYAL BPW 1150-1.6	V-600-AA 21-1/2"	851.05	553.18	12.20	671254135543
3919711	ROYAL BPW 1150-1.6		851.05	553.18	13.10	671254118546
3919709	ROYAL BPW 1150 1.6 SG		882.55	573.66	13.10	671254344686
3019721	ROYAL BPW 1150-1.28		851.05	553.18	12.60	671254397774
30197001	ROYAL BPW 1150-1.28	W/ CV Handle	918.25	596.86	12.60	671254538535
3919788	ROYAL BPW 1150-1.28 0	w/ F190 2" Offset	882.55	573.66	12.86	671254507944
3019604	ROYAL BPW 1155		1,035.15	672.85	13.00	671254135550



ROYAL BPW 1000



ROYAL BPW 1100



ROYAL BPW 1150



ROYAL BPW 1155

**Contact Your Local Sloan Representative

Pricing subject to change without notice. For most current pricing, refer to online price sheets at www.sloan.com

Code Number	Product Number	Description	List Price \$	MAPP Price \$	Est. Wt. (lbs.)	UPC Code
ROYAL® Hydraulic Bedpan Washer flushometers						
3919784	ROYAL BPW 9000		1,169.05	759.88	10.50	671254101098
3919796	ROYAL BPW 9000	RM 50423	1,362.05	885.33	14.60	671254051706
3919836	ROYAL BPW 9000 0 1	Offset L/A-164	1,417.35	921.28	10.80	671254051775
3919848	ROYAL BPW 9000-1.6	RM 50568	1,212.50	788.13	10.50	671254132528
3919726	ROYAL BPW 9000-1.6		1,169.05	759.88	10.50	671254201019
3019612	ROYAL BPW 9150-1.6	w/V-600-AA 21-1/2"	1,346.75	875.39	13.00	671254201651

ROYAL® Bedpan Washer Retrofit Diverter

Premium flushometer includes dual-filtered fixed by-pass diaphragm, ADA handle with triple seal packaging, vandal resistant stop cap, vacuum breaker flush connection & sweat Kit with cast set screw wall flange as standard. Non-hold-open, no external volume adjustment. Fixed volume accuracy w/CID technology.

3309022	ROYAL DV-100	CP	554.45	360.39	8.00	671254042940
3309049	ROYAL DV-100R	CP	575.10	373.82	8.00	671254043053
3309047	ROYAL DV-105	CP Deoseptic	743.35	483.18	8.00	671254043039
3309061	ROYAL DV-115	CP Deoseptic ADA	597.90	388.64	7.40	671254134065
3309062	ROYAL DV-115R	CP Deoseptic ADA	618.75	402.19	7.40	671254134072
3309065	ROYAL DV-120	CP ADA w/1-1/2" Offset	554.45	360.39	7.40	671254134102
3309066	ROYAL DV-120R	CP ADA w/1-1/2" Offset	575.10	373.82	7.40	671254134119
3309069	ROYAL DV-125	CP Deoseptic ADA w/1-1/2" Offset	791.50	514.48	7.40	671254134157
3309070	ROYAL DV-125R	CP Deoseptic ADA w/1-1/2" Offset	812.30	528.00	7.40	671254134164
3309051	ROYAL DV-130	CP w/2" Offset	595.50	387.08	8.00	671254043077

Regal® XL Exposed Water Closet flushometers

Economy flushometer with traditional natural rubber segment diaphragm with fixed metering by-pass, ADA handle. Fixed volume accuracy w/Para-Flo technology.

3080153	REGAL 110 XL		238.00	124.99	7.40	671254123410
3980122	REGAL 110 XL U		238.00	154.70	6.31	671254210257
3980009	REGAL 110 XL YO		238.00	154.70	7.23	671254124080
3980080	REGAL 110 XL XYV L/FC	Flush connection not included (order separately)	257.25	167.21	5.56	671254383203
3080053	REGAL 111 XL		238.00	124.99	7.40	671254123403
3980100	REGAL 111 XL U		238.00	154.70	7.23	671254142091
3980012	REGAL 111 XL YO		238.00	154.70	7.28	671254383210
3980081	REGAL 111 XL XYV L/FC	Flush connection not included (order separately)	220.75	143.49	6.78	671254124868
3080061	REGAL 111 XL CV		275.50	179.08	6.78	671254494534
3080050	REGAL 111-1.28 XL		238.00	124.99	6.78	671254392410
3080062	REGAL 111-1.28 XL CV		275.50	179.08	6.78	671254494541
3080253	REGAL 113 XL		243.75	158.44	8.30	671254128743
3080242	REGAL 113-1.6 XL		243.75	158.44	8.30	671254127227
3080353	REGAL 115 XL		255.10	165.82	9.60	671254123434
3080342	REGAL 115-1.6 XL		255.10	165.82	9.60	671254123427
3080250	REGAL 113-1.28 XL		243.75	158.44	7.35	671254453272
3080320	REGAL 115-1.28 XL		255.10	165.82	6.78	671254398382
3080453	REGAL 116 XL		259.40	168.61	9.80	671254123458
3080442	REGAL 116-1.6 XL		259.40	168.61	9.80	671254123441



ROYAL BPW 9000



ROYAL DV-100



ROYAL DV-120



ROYAL DV-125

**Contact Your Local Sloan Representative

Pricing subject to change without notice. For most current pricing, refer to online price sheets at www.sloan.com

Code Number	Product Number	Description	List Price \$	MAPP Price \$	Est. Wt. (lbs.)	UPC Code
3080444	REGAL 116-1.28 XL		259.40	168.61	7.91	671254486539
3080853	REGAL 120 XL		258.75	168.19	9.00	671254126404
3080828	REGAL 120-1.6 XL		258.75	168.19	9.20	671254208377
3081053	REGAL 122 XL		321.60	209.04	9.60	671254201859
3981001	REGAL 122-1.6 XL		321.60	209.04	8.77	671254245051
3088014	REGAL 125 XL U		222.25	144.46	5.30	671254217515
3088012	REGAL 125-1.6 XL U		222.25	144.46	5.30	671254120822
3981799	REGAL 137-1.6 XL		310.65	201.92	9.91	671254331815

Regal® XL Exposed Urinal flushometers

Economy flushometer with traditional natural rubber segment diaphragm with fixed metering by-pass, ADA handle. Fixed volume accuracy w/Para-Flo technology.

3082453	REGAL 180 XL		238.00	154.70	7.50	671254123472
3082442	REGAL 180-1.5 XL		238.00	154.70	7.50	671254123465
3082475	REGAL 180-1 XL		238.00	154.70	7.50	671254123489
3082653	REGAL 186 XL		238.00	124.99	7.20	671254123496
3982698	REGAL 186 XL XYV L/FC	Flush connection not included (order separately)	257.25	167.21	5.42	671254383241
3082675	REGAL 186-1 XL		238.00	124.99	7.20	671254123502
3982641	REGAL 186-1 XL XYV L/FC	Flush connection not included (order separately)	257.25	167.21	5.42	671254383272
3982702	REGAL 186-1 XL CV	W/ CV Handle	275.50	179.08	6.85	671254494572
3982628	REGAL 186-0.5 XL		238.00	124.99	6.90	671254259461
3982701	REGAL 186-0.5 XL CV	W/ CV Handle	275.50	179.08	6.85	671254494565
30826001	REGAL 186-0.25 XL		238.00	154.70	6.85	671254572539
3982604	REGAL 186-0.125 XL		238.00	154.70	6.85	671254396876
3982700	REGAL 186-0.125 XL CV	W/ CV Handle	275.50	179.08	6.85	671254569539

Regal® XL Exposed Service Sinks flushometers

3080553	REGAL 117 XL		255.10	165.82	9.00	671254124622
3980561	REGAL 117 XL XYV L/FC	Flush connection not included (order separately)	237.85	154.60	8.18	671254383234
3980501	REGAL 117 XL H		277.90	180.64	8.20	671254053939
3980560	REGAL 117 XL H XYV L/FC	Flush connection not included (order separately)	283.50	184.28	8.20	671254383227



REGAL 111 XL



REGAL 120 XL



REGAL 137-1.6 XL



REGAL 180 XL

**Contact Your Local Sloan Representative

Pricing subject to change without notice. For most current pricing, refer to online price sheets at www.sloan.com

Code Number	Product Number	Description	List Price \$	MAPP Price \$	Est. Wt. (lbs.)	UPC Code
Regal® XL Hydraulic Prison Concealed Water Closet flushometers						
3988137	REGAL 9603 XL	MBFW	514.75	334.59	9.50	671254115781
3988118	REGAL 9603 XL	MBPM	492.25	319.96	9.50	671254055940
3988143	REGAL 9603 XL	Less Actuator	339.95	220.97	8.92	671254118768
3988106	REGAL 9603-1.6 XL	MBFW	514.75	334.59	9.50	671254146228
3988101	REGAL 9603-1.6 XL	MBPM	492.25	319.96	9.50	671254141278
3988238	REGAL 9603-1.6 XL	AFD MBPM	573.55	372.81	9.80	671254278684
3988231	REGAL 9603-1.6 XL	Less Actuator	336.70	218.86	8.77	671254250826
3988265	REGAL 9603-1.28 XL	Less Actuator w/HY-97-A Body Assembly	316.65	205.82	8.76	671254391062

Regal® XL Hydraulic Exposed Water Closet flushometers

3980066	REGAL 910-1.6 XL		417.10	271.12	7.65	671254305014
---------	------------------	--	--------	--------	------	--------------

Note: Hydraulic price does not include actuator, must be ordered separate.

Regal® XL Hydraulic Exposed Urinal flushometers

3982681	REGAL 986-1 XL		485.85	315.80	7.91	671254305021
3982699	REGAL 986-0.5 XL		417.10	271.12	7.92	671254431454

Note: Hydraulic price does not include actuator, must be ordered separate.

Regal® XL Hydraulic Concealed Water Closet flushometers

3983402	REGAL 940-1.6 XL	2" to 10-3/4" LDIM	260.65	169.42	9.37	671254243606
3084800	REGAL 952 XL	2" to 10-3/4" LDIM	274.50	178.43	8.70	671254119673
3984802	REGAL 952-1.6 XL	2" to 10-3/4" LDIM	274.50	178.43	6.30	671254111073

Note: Hydraulic price does not include actuator, must be ordered separate.

Regal® XL Trap Primer with flushometer

3980016	REGAL 110 XL TP		370.70	240.96	9.00	671254215016
3980017	REGAL 111 XL TP		318.20	206.83	9.00	671254126589

Regal® XL Bedpan Washer flushometers

3089751	REGAL BPW 1000 XL		740.50	481.33	13.40	671254039346
3089742	REGAL BPW 1000-1.6 XL		740.50	481.33	13.40	671254127685
3989754	REGAL BPW 1000-1.6 XL	F190 2" Offset	798.00	518.70	13.52	671254243576
3089603	REGAL BPW 1100 XL		740.50	481.33	13.90	671254145030
3989740	REGAL BPW 1100-1.6 XL		740.50	481.33	14.10	671254131477
3989727	REGAL BPW 1150 XL		782.85	508.85	13.50	671254111264
3089614	REGAL BPW 1150-1.6 XL	Less Stop	765.05	497.28	12.50	671254216228
3089601	REGAL BPW 1150-1.6 XL		782.85	508.85	13.50	671254141612
3789775	REGAL BPW 1150-1.28 XL		818.35	531.93	12.52	671254431775

Regal® XL Hydraulic Bedpan Washers

3989765	REGAL BPW 9000-1.6 XL		1,583.90	1,029.54	13.73	671254322905
---------	-----------------------	--	----------	----------	-------	--------------



REGAL 9603 XL



REGAL 940-1.6 XL



REGAL BPW 1000 XL

**Contact Your Local Sloan Representative

Pricing subject to change without notice. For most current pricing, refer to online price sheets at www.sloan.com

Code Number	Product Number	Description	List Price \$	MAPP Price \$	Est. Wt. (lbs.)	UPC Code
-------------	----------------	-------------	---------------	---------------	-----------------	----------

Crown® Piston-Type Water Closet flushometers

Designed and engineered for today's low-consumption, "green" environments, feature a unique cover design that isolates the threads from the water source, protecting the threads from harsh water conditions and ensuring uninterrupted performance.

3120000	CROWN® 111	11-1/2" Rough In	274.80	178.62	6.83	671254277700
3120001	CROWN® 111-1.28	11-1/2" Rough In	274.80	178.62	6.83	671254323896
3120200	CROWN 113-1.6	16" Rough In	321.45	208.94	7.02	671254278011
3120201	CROWN 113-1.28	16" Rough In	321.45	208.94	7.02	671254401310
3129500	CROWN® 114-1.6	34-1/2" Rough In	357.35	232.28	7.82	671254278028
3120300	CROWN® 115-1.6	24" Rough In	336.70	218.86	7.34	671254278035
3120303	CROWN® 115-1.28	24" Rough In	294.70	191.56	7.30	671254369504
3120400	CROWN® 116-1.6	27" Rough In	342.35	222.53	7.49	671254278042
3120800	CROWN® 120-1.6	11-1/2" Rough In	341.65	222.07	7.51	671254278059

Crown® Piston-Type Urinal flushometers

Designed and engineered for today's low-consumption, "green" environments, feature a unique cover design that isolates the threads from the water source, protecting the threads from harsh water conditions and ensuring uninterrupted performance.

3122436	CROWN® 180-1	11-1/2" Rough In	274.80	178.62	6.80	671254278097
3122636	CROWN® 186-1	11-1/2" Rough In	274.80	178.62	6.58	671254278103
3122626	CROWN® 186-0.5	11-1/2" Rough In	274.80	178.62	6.80	671254327610
3122666	CROWN® 186-0.25	11-1/2" Rough In	274.80	178.62	6.80	671254415485
3122665	CROWN® 186-0.125	11-1/2" Rough In	274.80	178.62	6.80	671254405615



CROWN 111



CROWN 115



CROWN 120



CROWN 186

**Contact Your Local Sloan Representative

Pricing subject to change without notice. For most current pricing, refer to online price sheets at www.sloan.com

Code Number	Product Number	Description	List Price \$	MAPP Price \$	Est. Wt. (lbs.)	UPC Code
GEM•2® Piston-Type Water Closet flushometers						
Quality piston flushometer with filtered metering by-pass, ADA handle, vandal resistant stop cap. Non-hold-open, no external volume adjustment. Fixed volume accuracy w/LPLC technology.						
3070190	GEM•2® 110 XL	11-1/2" Rough In	254.80	165.62	5.70	671254317338
3070199	GEM•2® 110 XL YO	11-1/2" Rough In	254.80	165.62	5.70	671254233218
3070004	GEM•2® 111 XL	11-1/2" Rough In	254.80	165.62	5.70	671254252936
3070003	GEM•2® 111 XL YO	11-1/2" Rough In	296.85	192.95	5.70	671254216020
3070026	GEM•2® 111-1.28 XL	11-1/2" Rough In	254.80	165.62	5.70	671254393134
3070211	GEM•2® 113 XL	16" Rough In	303.95	197.57	6.70	671254134881
3070213	GEM•2® 113 XL YG	16" Rough In	321.15	208.75	6.70	671254134898
3070227	GEM•2® 113-1.6 XL	16" Rough In	260.85	169.55	6.70	671254134911
3070228	GEM•2® 113-1.6 XL YG	16" Rough In	275.70	179.21	6.70	671254134928
3070236	GEM•2® 113-1.28 XL	16" Rough In	260.85	169.55	6.70	671254393158
3070311	GEM•2® 115 XL	24" Rough In	318.20	206.83	6.70	671254134942
3070327	GEM•2® 115-1.6 XL	24" Rough In	273.05	177.48	6.70	671254134966
3070328	GEM•2® 115-1.6 XL 0	24" Rough In w/2" Offset	370.10	240.57	7.10	671254244139
3070332	GEM•2® 115-1.28 XL	24" Rough In	273.05	177.48	6.70	671254393165
3070411	GEM•2® 116 XL	27" Rough In	323.60	210.34	6.70	671254134980
3070427	GEM•2® 116-1.6 XL	27" Rough In	323.60	210.34	6.70	671254135000
3070432	GEM•2® 116-1.28 XL	27" Rough In	277.70	180.51	6.70	671254393028
3070811	GEM•2® 120 XL	11-1/2" Rough In	322.90	209.89	6.20	671254135024
3070813	GEM•2® 120 XL YG	11-1/2" Rough In	338.35	219.93	6.20	671254135031
3070827	GEM•2® 120-1.6 XL	11-1/2" Rough In	277.10	180.12	6.20	671254135055
3070828	GEM•2® 120-1.6 XL YG	11-1/2" Rough In	338.35	219.93	6.20	671254135062

GEM•2® Exposed Eastern Style flushometers

3070802	GEM•2® 136-1.6		322.30	209.50	7.20	671254253957
---------	----------------	--	--------	--------	------	--------------



GEM•2 110XL



GEM•2 111XL



GEM•2 115XL



GEM•2 120XL

**Contact Your Local Sloan Representative

Pricing subject to change without notice. For most current pricing, refer to online price sheets at www.sloan.com

Code Number	Product Number	Description	List Price \$	MAPP Price \$	Est. Wt. (lbs.)	UPC Code
GEM•2® Piston-Type Urinal flushometers						
3072428	GEM•2® 180 XL	11-1/2" Rough In	254.80	165.62	5.70	671254135086
3072427	GEM•2® 180-1.5 XL	11-1/2" Rough In	296.85	192.95	5.70	671254135123
3072423	GEM•2® 180-1 XL	11-1/2" Rough In	254.80	165.62	5.70	671254135109
3072604	GEM•2® 186 YC XL	11-1/2" Rough In	254.80	165.62	5.70	671254216037
3072606	GEM•2® 186-1 XL	11-1/2" Rough In	254.80	165.62	5.70	671254252943
3072609	GEM•2® 186-0.5 YC XL	11-1/2" Rough In	254.80	165.62	5.70	671254329775
3072619	GEM•2® 186-0.125 XL	11-1/2" Rough In	254.80	165.62	5.70	671254427631
3072621	GEM•2® 186-0.25 XL	11-1/2" Rough In	254.80	165.62	5.70	671254427648



GEM•2 136XL



GEM•2 186XL

**Contact Your Local Sloan Representative

Pricing subject to change without notice. For most current pricing, refer to online price sheets at www.sloan.com

Code Number	Product Number	Description	List Price \$	MAPP Price \$	Est. Wt. (lbs.)	UPC Code
Naval® Water Closet flushometers						
Specialty piston flushometer for harsh and salt water applications. Includes self-cleaning by-pass, ADA handle, vandal resistant stop cap, vacuum breaker flush connection & stamped wall flange as standard. Non-hold-open, no external volume adjustment.						
3140100	NAVAL® 110	11-1/2" Rough In	543.90	353.54	6.50	671254136984
3140135	NAVAL® 110 XYV	11-1/2" Rough In	529.50	344.18	6.50	671254137011
3140137	NAVAL® 110 XYV YG	11-1/2" Rough In	600.30	390.20	6.50	671254137028
3140011	NAVAL® 111	11-1/2" Rough In	543.90	353.54	6.50	671254136977
3140035	NAVAL® 111 XYV	11-1/2" Rough In	529.50	344.18	6.50	671254146983
3140200	NAVAL® 113	16" Rough In	603.35	392.18	6.90	671254142022
3140300	NAVAL® 115	24" Rough In	571.15	371.25	7.50	671254142039
3140426	NAVAL® 116-1.6	27" Rough In	633.70	411.91	7.50	671254201002
3140800	NAVAL® 120	11-1/2" Rough In	633.90	412.04	7.00	671254202061
3140835	NAVAL® 120 XYV	11-1/2" Rough In	618.50	402.03	6.50	671254137066

Naval® Urinal flushometers

Specialty piston flushometer for harsh and salt water applications. Includes self-cleaning by-pass, ADA handle, vandal resistant stop cap, vacuum breaker flush connection & stamped wall flange as standard. Non-hold-open, no external volume adjustment.

3142435	NAVAL® 180 XYV	11-1/2" Rough In	577.60	375.44	6.50	671254232129
3142400	NAVAL® 180-1	11-1/2" Rough In	593.45	385.74	6.50	671254137172
3142402	NAVAL® 180-1 XYV	11-1/2" Rough In	577.60	375.44	6.50	671254233249
3142600	NAVAL® 186-1	11-1/2" Rough In	543.90	353.54	6.50	671254137189
3142635	NAVAL® 186-1 XYV	11-1/2" Rough In	577.60	375.44	6.50	671254137226



NAVAL 110



NAVAL 180

**Contact Your Local Sloan Representative

Pricing subject to change without notice. For most current pricing, refer to online price sheets at www.sloan.com

Code Number	Product Number	Description	List Price \$	MAPP Price \$	Est. Wt. (lbs.)	UPC Code
-------------	----------------	-------------	---------------	---------------	-----------------	----------

Dolphin® Water Closet flushometers

Slow closing specialty flushometer recommended for shipboard applications, salt water applications. Includes metal lever handle, vandal resistant stop cap, vacuum breaker flush connection, spud coupling and flange as standard. Flushometer DOES NOT require water pressure to positively shut off.

3050100	DOLPHIN® 110	11-1/2" Rough In	727.75	473.04	8.40	671254036666
3950110	DOLPHIN® 110 GJ	11-1/2" Rough In	755.00	490.75	7.90	671254052499
3950126	DOLPHIN® 110 GJ XYV		740.75	481.49	6.80	671254052505
3050000	DOLPHIN® 111	11-1/2" Rough In	727.75	473.04	7.90	671254133570
3050035	DOLPHIN® 111 XYV		713.60	463.84	7.90	671254201675
3050002	DOLPHIN® 111 GJ XYV		808.05	525.23	6.70	671254234932
3050235	DOLPHIN® 113 XYV		788.50	512.53	8.10	671254036826
3050300	DOLPHIN® 115	24" Rough In	755.00	490.75	7.90	671254036833
3050335	DOLPHIN® 115 XYV		740.75	481.49	8.60	671254036864
3050336	DOLPHIN® 115 GJ XYV		768.30	499.40	8.40	671254241619
3050400	DOLPHIN® 116	27" Rough In	861.25	559.81	8.50	671254036888

Dolphin® Urinal flushometers

Slow closing specialty flushometer recommended for shipboard applications, salt water applications. Includes metal lever handle, vandal resistant stop cap, vacuum breaker flush connection, spud coupling and flange as standard. Flushometer DOES NOT require water pressure to positively shut off.

3052400	DOLPHIN® 180	11-1/2" Rough In	793.95	516.07	7.80	671254037151
3052600	DOLPHIN® 186-1	11-1/2" Rough In	727.75	473.04	7.90	671254037212
3952614	DOLPHIN® 186-1 GJ	11-1/2" Rough In	755.00	490.75	7.50	671254052635
3952612	DOLPHIN® 186-1 GJ XYV		808.45	525.49	7.40	671254052628

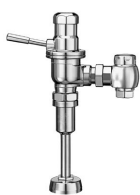
Dolphin® Federal Specification flushometers

Slow closing specialty flushometer recommended for shipboard applications, salt water applications. Includes metal lever handle, vandal resistant stop cap, vacuum breaker flush connection, spud coupling and flange as standard. Flushometer DOES NOT require water pressure to positively shut off.

3057002	DOLPHIN® Type 1 Class B		694.65	451.52	7.00	671254037335
3057050	DOLPHIN® Type 2 Class B		901.85	586.20	7.00	671254037373
3057005	DOLPHIN® Type 1 Class A		709.20	460.98	7.00	671254037359
3057053	DOLPHIN® Type 2 Class A		850.45	552.79	7.00	671254037403
3057004	DOLPHIN® Type 1 Class A	w/Sil-Braze Adapter	873.65	567.87	7.50	671254037342
3057051	DOLPHIN® Type 2 Class A	w/Sil-Braze Adapter	967.95	629.17	7.50	671254037380
3057006	DOLPHIN® Type 1 Class B	w/Sil-Braze Adapter	927.35	602.78	7.00	671254037366
3050135	DOLPHIN® 110 XYV		713.60	463.84	8.00	671254036727
3050435	DOLPHIN® 115 XYV	H-551-A 4-1/16" (Special)	824.60	535.99	8.00	671254036901
3052635	DOLPHIN® 186-1 XYV		778.40	505.96	8.00	671254037243
3950140	DOLPHIN® 3.5C	Ground Joint Tailpiece & VB	808.00	525.20	5.10	671254223134
3950141	DOLPHIN® 3.5C	Adjustable Tailpiece & VB	778.35	505.93	6.60	671254052529
3950143	DOLPHIN® 1.0U	Adjustable Tailpiece & VB	778.35	505.93	6.40	671254052543



DOLPHIN 110



DOLPHIN 186



DOLPHIN TYPE 1 CLASS A

**Contact Your Local Sloan Representative

Pricing subject to change without notice. For most current pricing, refer to online price sheets at www.sloan.com

Code Number	Product Number	Description	List Price \$	MAPP Price \$	Est. Wt. (lbs.)	UPC Code
Manual Sloan CX flushometers						
Sloan's new line of manual flushometers for concealed applications features the smallest front access wall plate in the industry.						
3400200	CX 158-1.6	Sloan CX 1.6 gpf flushometer	394.50	256.43	5.00	671254476356
3400201	CX 158-1.28	Sloan CX 1.28 gpf flushometer	394.50	256.43	5.00	671254476424
34002001	CX 158-1.1	Sloan CX 1.1 gpf flushometer	394.50	256.43	5.00	671254555693
3400202	CX 198-0.5	Sloan CX 0.5 gpf flushometer	394.50	256.43	5.00	671254476431
3400203	CX 198-0.25	Sloan CX 0.25 gpf flushometer	394.50	256.43	5.00	671254476448
3400220	CX 198-0.125	Sloan CX 0.125 gpf flushometer	394.50	256.43	5.00	—

**Contact Your Local Sloan Representative

Pricing subject to change without notice. For most current pricing, refer to online price sheets at www.sloan.com

Code Number	Product Number	Description	List Price \$	MAPP Price \$	Est. Wt. (lbs.)	UPC Code
Act-O-Matic® Showerheads – Standard Models						
Spring-loaded, self-cleaning spray disc, pressure compensating flow control, universal ball joints, thumb screw volume control on AC-11.						
4020130	AC-11-2.0 CP	Showerhead	165.45	107.54	1.30	671254339057
4020100	AC-11-2.5	Showerhead	165.45	107.54	1.30	671254112223
4021030	AC-51-2.0 CP	Showerhead	156.30	101.60	1.17	671254339064
4021000	AC-51-2.5	Showerhead	156.30	101.60	1.20	671254112179

Act-O-Matic® Showerheads – Institutional Models

Spring-loaded, self-cleaning spray disc, pressure compensating adjustable spray angle, mounting plate with vandal resistant mounting screws.

4024500	AC-450-A	w/Flow Control CP	383.40	249.21	3.00	671254112131
4024530	AC-450-A-2.0		383.40	249.21	3.00	671254338968
4024600	AC-460-A	w/Flow Control CP	439.70	285.81	3.00	671254112728
4024630	AC-460-A-2.0		439.70	285.81	3.00	671254338975

Accessories

Pipe Supports & Bumpers

0310001	J-1-A		73.60	47.84	0.10	671254011731
0310081	J-112-A	1-1/2" CP 5 C to E – YL	74.85	48.65	0.60	671254011861
0310083	J-212-A	1-1/2" CP 5 C to E – YK	57.00	37.05	0.50	671254011878
0310087	J-212-A	1-1/2" CP 6 C to E – YK	60.90	39.59	0.50	671254011885
0310090	J-312-A	1-1/2" Split CP 5 C to E – YJ	68.40	44.46	0.50	671254011892
0310092	J-312-A	1-1/2" Split CP 6 C to E – YJ	90.75	58.99	0.50	671254011908
0310095	J-312-A	1" IPS Split CP 5 C to E	90.75	58.99	0.50	671254011915

Sweat Solder Adapter Kits

3308782	H-633-AA	1" Sweat Solder Adapter Kit	15.05	9.78	0.30	671254117389
3308785	H-634-AA	1" Sweat Solder Adapter Kit	15.05	9.78	0.30	671254117464
3308788	H-636-AA	3/4" Sweat Solder Adapter Kit	15.05	9.78	0.30	671254117396
3308603	H-532	1" NPT to 1" Tube Adapter	6.70	4.36	0.10	671254042698
3308780	H-533-AS	1" Sweat Solder Kit	15.05	9.78	0.30	671254042735
3308783	H-534-AS	1" Sweat Solder Kit	15.05	9.78	0.30	671254042742
3308607	H-535	3/4" NPT to 3/4" Tube Adapter	6.70	4.36	0.10	671254042704
3308786	H-536-AS	3/4" Sweat Solder Kit	15.05	9.78	0.30	671254042759

Easy Access Wall Panel-Manual Flushometers Only

0334030	WB-1-A	Wall Box Assembly (B/P #24508)	360.60	234.39	6.50	671254058385
---------	--------	--------------------------------	--------	--------	------	--------------



AC-11



AC-460



J-1-A



WB-1-A

**Contact Your Local Sloan Representative

Pricing subject to change without notice. For most current pricing, refer to online price sheets at www.sloan.com

This page intentionally left blank.

Code Number	Product Number	Description	List Price \$	MAPP Price \$	Est. Wt. (lbs.)	UPC Code
Manual Repair Parts and Kits						
3301500	A-1037-A	Repair Kit Royal® 1.5 gpf/5.7 Lpf Urinal-Dual-Filtered By-Pass	64.30	41.80	0.38	671254219540
3301120	A-1037-A-BX	Repair Kit Royal® 1.5 gpf/5.7 Lpf Urinal-Boxed	62.80	34.54	0.28	671254257504
3301501	A-1038-A	Repair Kit Royal® 3.5 gpf/13.2 Lpf Closet-Dual-Filtered By-Pass	64.30	41.80	0.38	671254219519
3301121	A-1038-A-BX	Repair Kit Royal® 3.5 gpf/13.2 Lpf Closet-Boxed	62.80	34.54	0.28	671254258013
3301502	A-1041-A	Repair Kit Royal® 1.6 gpf/6.0 Lpf Closet-Dual-Filtered By-Pass	64.30	41.80	0.38	671254219526
3301122	A-1041-A-BX	Repair Kit Royal® 1.6 gpf/6.0 Lpf Closet-Boxed	62.80	34.54	0.28	671254258020
3301503	A-1042-A	Repair Kit Royal® 1.0 gpf/3.8 Lpf Urinal-Dual-Filtered By-Pass	64.30	41.80	0.38	671254219557
3301123	A-1042-A-BX	Repair Kit Royal® 1.0 gpf/3.8 Lpf Urinal-Boxed	62.80	34.54	0.28	671254258037
3301504	A-1043-A	Repair Kit Royal® 0.5 gpf/1.9 Lpf Urinal-Dual-Filtered By-Pass	64.30	41.80	0.38	671254219564
3301124	A-1043-A-BX	Repair Kit Royal® 0.5 gpf/1.9 Lpf Urinal-Boxed	62.80	34.54	0.28	671254258044
3301505	A-1044-A	Repair Kit Royal® 2.4 gpf/9.0 Lpf Closet-Dual-Filtered By-Pass	64.30	41.80	0.38	671254219533
3301125	A-1044-A-BX	Repair Kit Royal® 2.4 gpf/9.0 Lpf Closet-Boxed	62.80	34.54	0.28	671254258051
3301506	A-1045-A	Repair Kit Royal® 1.28 gpf/4.8 Lpf Closet Dual-Filtered By Pass	64.30	41.80	0.28	671254224605
3301119	A-1045-A-BX	Repair Kit Royal® 1.28 gpf/4.8 Lpf Closet-Boxed	62.80	34.54	0.28	671254351660
3301142	A-1047-A-BX	Repair Kit Royal® 0.25 gpf/1.0 Lpf Urinal	62.80	34.54	0.44	671254373860
3301143	A-1050-A-BX	Repair Kit Royal® 0.125 gpf/0.5 Lpf Urinal	62.80	34.54	0.44	671254378735
5301283	A-108	Filter Ring – for Pre-1964 Valve Bodies – Qty Pack only (6/pack)	6.45	4.19	0.02	671254214040
0301275	A-109	Plier Wrench 12"	288.40	187.46	1.56	671254211728
0301075PK	A-11	Inside Cover (prior 1971)	11.65	7.57	0.09	671254000513
3301070	A-1101-A	Rebuild Kit 1.6 gpf/6.0 Lpf Closet Exposed	75.70	49.21	0.48	671254146907
3301150	A-1101-A-BX	Rebuild Kit 1.6 gpf/6.0 Lpf Closet Exposed – Boxed	73.85	40.62	0.48	671254258068
3301071	A-1102-A	Rebuild Kit 3.5 gpf/13.2 Lpf Closet Exposed	75.70	49.21	0.48	671254146914
3301151	A-1102-A-BX	Rebuild Kit 3.5 gpf/13.2 Lpf Closet Exposed – Boxed	73.85	40.62	0.48	671254258075
3301072	A-1103-A	Rebuild Kit 2.4 gpf/9.0 Lpf Closet Exposed	75.70	49.21	0.48	671254146921
3301152	A-1103-A-BX	Rebuild Kit 2.4 gpf/9.0 Lpf Closet Exposed – Boxed	73.85	40.62	0.48	671254258082
3301076	A-1104-A	Rebuild Kit 1.28 gpf/4.8 Lpf Closet Exposed	75.70	49.21	0.48	671254409323
3301157	A-1104-A-BX	Rebuild Kit 1.28 gpf/4.8 Lpf Closet Exposed- Boxed	73.85	40.62	0.48	671254409705
3301073	A-1106-A	Rebuild Kit 0.5 gpf/1.9 Lpf Urinal Exposed	75.70	49.21	0.48	671254146938
3301153	A-1106-A-BX	Rebuild Kit 0.5 gpf/1.9 Lpf Urinal Exposed – Boxed	73.85	40.62	0.48	671254258099
3301074	A-1107-A	Rebuild Kit 1.0 gpf/3.8 Lpf Urinal Exposed	75.70	49.21	0.48	671254146945
3301154	A-1107-A-BX	Rebuild Kit 1.0 gpf/3.8 Lpf Urinal Exposed – Boxed	73.85	40.62	0.48	671254258105
3301166	A-1113-A	Rebuild Kit 0.25 gpf / 1.0 Lpf Urinal Exposed – Boxed	73.85	40.62	0.48	67125442049
3301187	A-1125-A	Rebuild Kit 0.125 gpf / 1.0 Lpf Urinal Exposed – Boxed	81.55	44.85	0.48	67125444461
3301075	A-1108-A	Rebuild Kit 1.5 gpf/5.7 Lpf Urinal Exposed	75.70	49.21	0.48	671254146952
3301155	A-1108-A-BX	Rebuild Kit 1.5 gpf/5.7 Lpf Urinal Exposed – Boxed	73.85	40.62	0.48	671254258112
3301085	A-1201-A	Rebuild Kit 1.6 gpf/6.0 Lpf Closet Concealed	78.00	50.70	0.48	671254145856
3301084	A-1202-A	Rebuild Kit 3.5 gpf/13.2 Lpf Closet Concealed	78.00	50.70	0.48	671254145849
3301088	A-1203-A	Rebuild Kit 2.4 gpf/9.0 Lpf Closet Concealed	78.00	50.70	0.48	671254206199
3301090	A-1204-A	Rebuild Kit 1.28 gpf/4.8 Lpf Closet Concealed	78.00	50.70	0.48	671254421806
3301087	A-1206-A	Rebuild Kit 0.5 gpf/1.9 Lpf Urinal Concealed	78.00	50.70	0.48	671254145870
3301086	A-1207-A	Rebuild Kit 1.0 gpf/3.8 Lpf Urinal Concealed	78.00	50.70	0.48	671254145863
3301083	A-1208-A	Rebuild Kit 1.5 gpf/5.7 Lpf Urinal Concealed	78.00	50.70	0.48	671254145832
3301184	A-1121-A	Tune Up Kit 1.6 gpf/6.0 Lpf Closet Exposed	81.55	44.85	0.50	671254444584



A-1041-A



A-109



A-1106-A

Code Number	Product Number	Description	List Price \$	MAPP Price \$	Est. Wt. (lbs.)	UPC Code
3301185	A-1122-A	Tune Up Kit 3.5 gpf/13.2 Lpf Closet Exposed	81.55	44.85	0.50	671254444591
3301186	A-1124-A	Tune Up Kit 1.28 gpf/4.8 Lpf Closet Exposed	81.55	44.85	0.50	671254444607
3301187	A-1125-A	Tune Up Kit 0.125 gpf/0.5 Lpf Urinal Exposed	81.55	44.85	0.50	671254444614
3301188	A-1126-A	Tune Up Kit 0.5 gpf/1.9 Lpf Urinal Exposed	81.55	44.85	0.50	671254444621
3301189	A-1127-A	Tune Up Kit 1.0 gpf/3.8 Lpf Urinal Exposed	81.55	44.85	0.50	671254445260
3301190	A-1128-A	Tune Up Kit 1.5 gpf/5.7 Lpf Urinal Exposed	81.55	44.85	0.50	671254445277
3301191	A-1129-A	Tune Up Kit 0.25 gpf/0.5 Lpf Urinal Exposed	81.55	44.85	0.50	671254445284
0301630	A-124	Strap Wrench	120.90	78.59	0.82	671254227552
5301111	A-15-A	Molded Disc – Quantity Pack only (12/pack)	8.00	5.20	1.56	671254044760
5301031	A-151-A	Low Consumption Guide (1.6 gpf/6 Lpf) Closet – Qty Pk only (12/pack)	17.00	11.05	1.13	671254045620
5301032	A-152-A	Water Saver Guide (3.5 gpf/13.2 Lpf) – Qty Pack only (12/pack)	7.45	4.84	1.13	671254045668
5301155	A-155-A	Low Consumption Guide (1.0 gpf/3.8 Lpf) Urinal – Qty Pack only (12/pack)	17.00	11.05	0.10	671254128101
5301188	A-156-A	Diaphragm – Regal® – Quantity Pack only (12/pack)	9.20	5.98	1.13	671254044739
5301189	A-156-AA	Diaphragm Repair Kit – Quantity Pack only (6/pack)	19.05	12.38	1.25	671254044722
5301157	A-157-A	Repair Kit 0.5 gpf/1.9 Lpf Guide Assembly – Quantity Pack only (12/pack)	17.00	11.05	0.04	671254132177
5301236	A-163-A	Guide – Quantity Pack only (12/pack)	7.45	4.84	0.10	671254044715
0301104	A-175-A	Low Pressure Guide	23.35	15.18	0.06	671254000568
5301058	A-19-AC	Closet Relief Valve, White – Quantity Pack only (12/pack)	9.20	5.98	0.80	671254044784
0301132PK	A-19-ACM	Closet Metal (Brass) Relief Valve	22.65	14.72	0.15	671254145382
0301143PK	A-19-AL	Closet Relief Valve, Blue LC 2.4 gpf/9.0 Lpf	9.20	5.98	0.70	671254221482
5301211	A-19-ALC	Relief Valve, Green (Closet/Urinal-LC) – Quantity Pack only (12/pack)	9.20	5.98	0.80	671254127623
0301178PK	A-19-ALCM	Closet Metal (Brass) Relief Valve LC	22.65	14.72	0.15	671254130340
5301059	A-19-AU	Urinal Relief Valve, Black – Quantity Pack only (12/pack)	9.20	5.98	0.80	671254044777
0301131	A-19-AUM	Urinal Metal (Brass) Relief Valve	22.65	14.72	0.15	671254000643
0301298PK	A-206	Royal II® Cover	113.15	73.55	0.71	671254269033
5301137	A-30	Gasket – Quantity Pack only (30/pack)	1.10	0.72	0.10	671254044814
5301139	A-31	Handle Gasket – Quantity Pack only (48/pack)	1.10	0.72	0.10	671254044821
5301140	A-31-P	Pedal Handle Gasket – Quantity Pack only (48/pack)	1.10	0.72	0.10	671254044838
3301035	A-35-A	Repair Kit (Hot Water) Prison Lavatory	42.70	27.76	0.38	671254039414
3301036	A-36-A	Repair Kit Regal® 4.5 gpf/16.9 Lpf Closet	36.00	18.00	0.38	671254039421
3301037	A-37-A	Repair Kit Regal® 1.5 gpf/5.7 Lpf Urinal	36.00	18.00	0.38	671254039438
3301038	A-38-A	Repair Kit Regal® 3.5 gpf/13.2 Lpf Closet	36.00	18.00	0.38	671254039445
3301039	A-39-A	Repair Kit Regal® 4.5 gpf Pedal Closet	43.30	28.15	0.40	671254039452
0301077PK	A-4	Continental® Cover	42.50	27.63	0.61	671254000520
3301040	A-40-A	Repair Kit Regal® 1.5 gpf/5.7 Lpf Pedal Urinal	43.30	28.15	0.40	671254039469
3301041	A-41-A	Repair Kit Regal® 1.6 gpf/6.0 Lpf Closet LC	40.00	20.00	0.35	671254039476
3301044	A-42-A	Repair Kit Regal® 1.0 gpf/3.8 Lpf Urinal LC	40.00	20.00	0.37	671254045705
3301081	A-43-A	Repair Kit Regal® 0.5 gpf/1.9 Lpf Urinal	40.00	20.00	0.38	671254130609
3301024	A-44-A	Repair Kit Regal® 2.4 gpf/9.0 Lpf Closet	40.00	20.00	0.38	671254124851
0301255	A-50	Wrench	72.30	47.00	1.12	671254001053



A-19-AC



A-37-A




A-56-A



B-12-A

Code Number	Product Number	Description	List Price \$	MAPP Price \$	Est. Wt. (lbs.)	UPC Code
5301170	A-56-A	Diaphragm w/A-29 – Quantity Pack only (48/pack)	9.80	6.37	1.13	671254044753
5301176	A-56-AA	Diaphragm Repair Kit w/A-29 – Old Style pre-1965 – Quantity Pack only (6/pack)	20.95	13.62	1.25	671254044746
0301082PK	A-6	Handle Coupling CP	9.45	6.14	0.07	671254000537
0301083PK	A-6	Handle Coupling RB	8.55	5.56	0.07	671254000537
0301168	A-71	Inside Cover	11.65	7.57	0.09	671254000803
0301221	A-71	Continental® Inside Cover	15.15	9.85	0.08	671254000926
0301173PK	A-72	Outside Cover RB	35.00	22.75	0.73	671254000834
0301172PK	A-72	Outside Cover CP	38.05	24.73	0.73	671254000834
0302116	B-12-A	Handle 3-3/4" LDIM CP	137.40	89.31	1.45	671254001794
0302124	B-12-A	Handle 4-3/4" LDIM CP	144.45	93.89	1.57	671254001800
0302131	B-12-A	Handle 5-3/4" LDIM CP	151.40	98.41	1.73	671254001817
0302138	B-12-A	Handle 6-3/4" LDIM CP	158.50	103.03	1.85	671254001824
0302146	B-12-A	Handle 7-3/4" LDIM CP	165.25	107.41	1.99	671254001831
0302152	B-12-A	Handle 8-3/4" LDIM CP	172.30	112.00	2.13	671254001848
0302158	B-12-A	Handle 9-3/4" LDIM CP	179.05	116.38	2.24	671254001862
0302159	B-12-A	Handle 10-3/4" LDIM CP	186.95	121.52	2.49	671254001879
0302164	B-12-A	Handle 11-3/4" LDIM CP	193.05	125.48	2.63	671254001886
0302165	B-12-A	Handle 12-3/4" LDIM CP	199.85	129.90	2.80	671254001893
0302167	B-12-A	Handle 13-3/4" LDIM CP	207.05	134.58	2.94	671254001916
0302169	B-12-A	Handle 14-3/4" LDIM CP	213.90	139.04	3.09	671254001923
0302171	B-12-AWB	Handle 3-3/4" LDIM CP for Wall Box	182.20	118.43	1.45	671254221529
0302172	B-12-AWB	Handle 4-3/4" LDIM CP for Wall Box	189.25	123.01	1.57	671254221536
0302173	B-12-AWB	Handle 5-3/4" LDIM CP for Wall Box	196.15	127.50	1.73	671254221543
0302174	B-12-AWB	Handle 6-3/4" LDIM CP for Wall Box	203.00	131.95	1.85	671254221550
0302175	B-12-AWB	Handle 7-3/4" LDIM CP for Wall Box	210.00	136.50	1.99	671254221567
0302176	B-12-AWB	Handle 8-3/4" LDIM CP for Wall Box	216.95	141.02	2.13	671254221574
0302177	B-12-AWB	Handle 9-3/4" LDIM CP for Wall Box	223.80	145.47	2.24	671254221581
0302178	B-12-AWB	Handle 10-3/4" LDIM CP for Wall Box	230.75	149.99	2.49	671254221598
0302197	B-15-A	Filler Rod 4-3/4" LDIM	12.85	8.35	0.05	671254001947
0302201	B-15-A	Filler Rod 5-3/4" LDIM	13.70	8.91	0.06	671254001954
0302208	B-15-A	Filler Rod 6-3/4" LDIM	14.30	9.30	0.07	671254002012
0302211	B-15-A	Filler Rod 7-3/4" LDIM	15.15	9.85	0.09	671254002036
0302216	B-15-A	Filler Rod 8-3/4" LDIM	15.70	10.21	0.10	671254002043
0302219	B-15-A	Filler Rod 9-3/4" LDIM	16.50	10.73	0.13	671254002050
0302223	B-15-A	Filler Rod 10-3/4" LDIM	17.05	11.08	0.14	671254002067
0302226	B-15-A	Filler Rod 11-3/4" LDIM	17.55	11.41	0.15	671254002074
0302232	B-15-A	Filler Rod 13-3/4" LDIM	19.00	12.35	0.17	671254002128
0302233	B-15-A	Filler Rod 14-3/4" LDIM	19.80	12.87	0.18	671254002135
0302301	B-15-A	Filler Rod 12-3/4" LDIM	18.30	11.90	0.16	671254002425
0302252	B-23	SPL VR Flange for Wall Box	55.45	36.04	0.18	671254002289



B-15-A



B-23



B-32-A



B-51-A

Code Number	Product Number	Description	List Price \$	MAPP Price \$	Est. Wt. (lbs.)	UPC Code
0302248PK	B-23	Wall Flange 2-3/4"	24.30	15.80	0.18	671254002265
0302260PK	B-24	Locknut RB	9.80	6.37	0.24	671254002302
5302274	B-32	Grip CP – Quantity Pack only (12/pack)	12.60	8.19	3.57	671254044845
5302279	B-32-A	Handle Assembly – Quantity Pack only (6/pack)	21.85	14.20	3.18	671254044708
5302297	B-39	Seal – Quantity Pack only (12/pack)	1.75	1.14	0.04	671254044685
3302304	B-40-A	Handle Repair Kit	195.45	127.04	0.37	671254040205
5302305	B-50-A	Handle Repair Kit – Quantity Pack only (6/pack)	5.50	3.03	0.60	671254044692
3302306	B-51-A	Handle Repair Kit	11.00	7.15	0.03	671254131774
3302003	B-51-A-BX	Handle Repair Kit – Boxed	10.65	5.86	0.10	671254267466
0302013PK	B-6	Socket 3-3/4" LDIM RB	49.25	32.01	0.32	671254001329
0302037PK	B-6-A	Socket 4-3/4" LDIM RB	55.45	36.04	0.44	671254001350
0302039PK	B-6-A	Socket 4-3/4" LDIM CP for Wall Box	100.20	65.13	0.42	671254001374
0302042PK	B-6-A	Socket 5-3/4" LDIM RB	61.85	40.20	0.56	671254001381
0302045PK	B-6-A	Socket 5-3/4" LDIM CP for Wall Box	106.75	69.39	0.56	671254221499
0302050PK	B-6-A	Socket 6-3/4" LDIM RB	68.55	44.56	0.68	671254001404
0302052PK	B-6-A	Socket 6-3/4" LDIM CP for Wall Box	113.30	73.65	0.68	671254001411
0302054PK	B-6-A	Socket 7-3/4" LDIM RB	75.05	48.78	0.80	671254001435
0302056PK	B-6-A	Socket 7-3/4" LDIM CP for Wall Box	119.55	77.71	0.80	671254221505
0302059PK	B-6-A	Socket 8-3/4" LDIM RB	81.40	52.91	0.92	671254001466
0302062PK	B-6-A	Socket 8-3/4" LDIM CP for Wall Box	126.25	82.06	0.92	671254001473
0302063PK	B-6-A	Socket 9-3/4" LDIM RB	87.90	57.14	1.02	671254001480
0302065PK	B-6-A	Socket 9-3/4" LDIM CP for Wall Box	132.65	86.22	1.03	671254001497
0302067PK	B-6-A	Socket 10-3/4" LDIM CP for Wall Box	139.30	90.55	1.28	671254001503
0302069PK	B-6-A	Socket 10-3/4" LDIM RB	94.35	61.33	1.26	671254001510
0302072PK	B-6-A	Socket 11-3/4" LDIM CP for Wall Box	145.70	94.71	1.43	671254001534
0302074PK	B-6-A	Socket 11-3/4" LDIM RB	100.80	65.52	1.38	671254001558
0302076PK	B-6-A	Socket 12-3/4" LDIM CP for Wall Box	152.10	98.87	1.57	671254001565
0302077PK	B-6-A	Socket 12-3/4" LDIM RB	107.40	69.81	1.54	671254001572
0302080PK	B-6-A	Socket 13-3/4" LDIM RB	113.85	74.00	1.67	671254001602
0302082PK	B-6-A	Socket 14-3/4" LDIM RB	165.05	107.28	1.80	671254001619
0302082PK	B-6-A	Socket 14-3/4" LDIM CP for Wall Box	165.05	107.28	1.85	671254221512
0302085PK	B-6-A	Socket 13-3/4" LDIM CP for Wall Box	158.65	103.12	1.73	671254142541
0302109	B-7-A	Socket CP	9.45	6.14	0.12	671254001756
0302390	B-73-A	Handle Assembly CP (ADA compliant)	29.05	18.88	0.57	671254056671
3302002	B-73-A-BX	Handle Assembly CP (ADA compliant) – Boxed	29.05	18.88	0.59	671254267459
0302330	B-73-A-SG	Handle Assembly CP (ADA compliant) w/Sani-Guard	66.95	43.52	0.52	671254337510
0302389PK	B-74	CP Grip (ADA Compliant)	17.55	11.41	0.37	671254056664
0302370	B-93-ANS	Handle Assembly ADA 20% Nickel	57.05	37.08	0.57	671254132795
0302375	B-95-A	Royal II® Handle Assembly	88.70	57.66	0.69	671254257436
3303347	C-1000-A	3" Push Button Replacement Kit for C-42-A PB Assembly	41.60	27.04	0.44	671254040366
0303002PK	C-2	Push Button (only) CP	15.70	10.21	0.13	671254002500



B-73-A-SG



B-74



C-34



C-43-A

Code Number	Product Number	Description	List Price \$	MAPP Price \$	Est. Wt. (lbs.)	UPC Code
0303009	C-2-A	Push Button Assembly CP	32.20	20.93	0.32	671254002517
0303289	C-33-A	Pedal Assembly Push Button	176.40	114.66	1.10	671254003675
0303293	C-34	Pedal CP	77.50	50.38	0.35	671254003699
5303298	C-35	Screw CP – Quantity Pack only (12/pack)	1.75	1.14	0.01	671254044869
0303303	C-40	Pedal Flange w/Set Screw CP	128.75	83.69	0.38	671254003736
0303308	C-40-A	Pedal Assembly 3-3/4" LDIM CP	248.40	161.46	1.71	671254003750
0303310	C-40-A	Pedal Assembly 4-3/4" LDIM CP	257.25	167.21	1.86	671254003774
0303312	C-40-A	Pedal Assembly 5-3/4" LDIM CP	244.70	159.06	2.01	671254003798
0303315	C-40-A	Pedal Assembly 6-3/4" LDIM CP	275.15	178.85	2.16	671254003811
0303321	C-40-A	Pedal Assembly 7-3/4" LDIM CP	284.30	184.80	2.31	671254003835
0303323	C-40-A	Pedal Assembly 8-3/4" LDIM CP	293.15	190.55	2.46	671254003859
0303328	C-40-A	Pedal Assembly 9-3/4" LDIM CP	302.25	196.46	2.61	671254003873
0303330	C-40-A	Pedal Assembly 10-3/4" LDIM CP	310.95	202.12	2.75	671254003897
0303351	C-42-A	3" Button Assembly CP for Exposed Valve	46.90	30.49	0.81	671254003996
5303354	C-43	Screw – Quantity Pack only (6/pack)	3.45	2.24	0.01	671254044876
0303360	C-43-A	3" Push Button Assembly 3-3/4" LDIM CP	207.55	134.91	1.20	671254004023
0303361	C-43-A	3" Push Button Assembly 4-3/4" LDIM CP	214.70	139.56	1.52	671254004030
0303362	C-43-A	3" Push Button Assembly 5-3/4" LDIM CP	221.70	144.11	1.84	671254004047
0303363	C-43-A	3" Push Button Assembly 6-3/4" LDIM CP	229.00	148.85	2.16	671254004054
0303364	C-43-A	3" Push Button Assembly 7-3/4" LDIM CP	236.25	153.56	2.48	671254004061
0303365	C-43-A	3" Push Button Assembly 8-3/4" LDIM CP	243.35	158.18	2.80	671254004078
0303367	C-43-A	3" Push Button Assembly 9-3/4" LDIM CP	250.50	162.83	3.12	671254004085
0303369	C-43-A	3" Push Button Assembly 10-3/4" LDIM CP	257.60	167.44	3.44	671254004092
0303359	C-43-AWB	3" Push Button Assembly 3-3/4" LDIM CP for Wall Box	252.15	163.90	1.20	671254206045
0303375	C-43-AWB	3" Push Button Assembly 4-3/4" LDIM CP for Wall Box	259.40	168.61	1.52	671254221659
0303376	C-43-AWB	3" Push Button Assembly 5-3/4" LDIM CP for Wall Box	266.70	173.36	1.84	671254221666
0303377	C-43-AWB	3" Push Button Assembly 6-3/4" LDIM CP for Wall Box	273.60	177.84	2.16	671254221697
0303378	C-43-AWB	3" Push Button Assembly 7-3/4" LDIM CP for Wall Box	281.00	182.65	2.48	671254221703
0303379	C-43-AWB	3" Push Button Assembly 8-3/4" LDIM CP for Wall Box	288.10	187.27	2.80	671254221710
0303380	C-43-AWB	3" Push Button Assembly 9-3/4" LDIM CP for Wall Box	295.20	191.88	3.12	671254221727
0303381	C-43-AWB	3" Push Button Assembly 10-3/4" LDIM CP for Wall Box	302.35	196.53	3.44	671254221734
0303382	C-43-AWB	3" Push Button Assembly 11-3/4" LDIM CP for Wall Box	309.45	201.14	3.81	671254141834
0303383	C-43-AWB	3" Push Button Assembly 12-3/4" LDIM CP for Wall Box	316.55	205.76	4.08	671254221741
3303393	C-61-A	Repair Kit for Exposed Seat Operated Valve	15.15	9.85	0.16	671254040380
3303394	C-62-A	Repair Kit for Concealed Seat Operated Valve	27.90	18.14	0.20	671254040397
3303396	C-64-A	Repair Kit for Exposed 3" Push Button	13.20	8.58	0.16	671254045729
3303398	C-70-A	Repair Kit for C-9-A PB Assembly	11.25	7.31	0.18	671254040434
0303036	C-9-A	Push Button Assembly 3-3/4" LDIM CP	143.25	93.11	1.23	671254002623
0303054	C-9-A	Push Button Assembly 4-3/4" LDIM CP	150.10	97.57	1.33	671254002654
0303064	C-9-A	Push Button Assembly 5-3/4" LDIM CP	157.05	102.08	1.53	671254002678
0303074	C-9-A	Push Button Assembly 6-3/4" LDIM CP	163.90	106.54	1.63	671254002692



C-61-A



C-70-A



C-9-A

Code Number	Product Number	Description	List Price \$	MAPP Price \$	Est. Wt. (lbs.)	UPC Code
0303087	C-9-A	Push Button Assembly 7-3/4" LDIM CP	170.90	111.09	1.73	671254002739
0303095	C-9-A	Push Button Assembly 8-3/4" LDIM CP	177.75	115.54	1.90	671254002777
0303108	C-9-A	Push Button Assembly 9-3/4" LDIM CP	184.35	119.83	2.10	671254002876
0303117	C-9-A	Push Button Assembly 10-3/4" LDIM CP	191.65	124.57	2.25	671254002937
0303124	C-9-A	Push Button Assembly 11-3/4" LDIM CP	198.45	128.99	2.35	671254002982
0303129	C-9-A	Push Button Assembly 12-3/4" LDIM CP	205.55	133.61	2.60	671254003002
0303135	C-9-A	Push Button Assembly 13-3/4" LDIM CP	212.40	138.06	2.75	671254003040
0303137	C-9-A	Push Button Assembly 14-3/4" LDIM CP	219.25	142.51	2.85	671254003057
0303037	C-9-AWB	Push Button Assembly 3-3/4" LDIM CP for Wall Box	187.90	122.14	1.23	671254002630
0303043	C-9-AWB	Push Button Assembly 4-3/4" LDIM CP for Wall Box	194.80	126.62	1.33	671254002647
0303068	C-9-AWB	Push Button Assembly 5-3/4" LDIM CP for Wall Box	201.60	131.04	1.53	671254221604
0303081	C-9-AWB	Push Button Assembly 6-3/4" LDIM CP for Wall Box	208.60	135.59	1.63	671254002722
0303091	C-9-AWB	Push Button Assembly 7-3/4" LDIM CP for Wall Box	215.55	140.11	1.73	671254002760
0303096	C-9-AWB	Push Button Assembly 8-3/4" LDIM CP for Wall Box	222.55	144.66	1.90	671254002784
0303104	C-9-AWB	Push Button Assembly 14-3/4" LDIM CP for Wall Box	264.05	171.63	2.85	671254221611
0303105	C-9-AWB	Push Button Assembly 9-3/4" LDIM CP for Wall Box	229.55	149.21	2.10	671254002845
0303115	C-9-AWB	Push Button Assembly 10-3/4" LDIM CP for Wall Box	236.35	153.63	2.25	671254002920
0303118	C-9-AWB	Push Button Assembly 12-3/4" LDIM CP for Wall Box	249.95	162.47	2.60	671254221628
0303122	C-9-AWB	Push Button Assembly 11-3/4" LDIM CP for Wall Box	243.35	158.18	2.35	671254002968
0303143	C-9-AWB	Push Button Assembly 13-3/4" LDIM CP for Wall Box	257.15	167.15	2.75	671254221635
5314092	CN-1000-A	Reg. Screw Kit (Crown®) – Quantity Pack only (6/pack)	11.25	7.31	0.10	671254115613
0314016	CN-1002-A	Closet Piston with Main Seat	81.80	53.17	0.28	671254012431
0314017	CN-1003-A	Urinal Piston with Main Seat	81.80	53.17	0.50	671254012448
5314094	CN-1004-A	Piston Rebuilding Kit – Quantity Pack only (6/pack)	73.25	47.61	0.10	671254115323
5314184	CN-1006-A	Shower Piston Rebuilding Kit – Quantity Pack only (6/pack)	47.25	30.71	0.20	671254115316
5314010	CN-1007-A	Cap & Screw Repair Kit – Quantity Pack only (6/pack)	2.60	1.69	0.01	671254115538
3314015	CN-1008-A	Reg. Screw Repair Kit	18.50	12.03	0.24	671254115330
0314191	CN-1009-A	Shower Piston Main Seat	105.70	68.71	0.35	671254046498
5314050	CN-1010-A	Washer Repair Kit – Quantity Pack only (6/pack)	21.50	13.98	0.01	671254115231
5314236	CN-105	Cover Gasket – Quantity Pack only (24/pack)	1.60	1.04	0.01	671254114586
5314226	CN-120	Relief Valve Seat – Quantity Pack only (12/pack)	2.45	1.59	0.10	671254115293
0314223PK	CN-121-A	Main Seat for Shower Piston	12.45	8.09	0.04	671254114609
0314240	CN-123-AC	Closet Guide Assembly	35.35	22.98	0.30	671254115279
0314242	CN-123-AU	Urinal Guide Assembly	35.35	22.98	0.30	671254115262
0314082	CN-15	Top Plate	7.45	4.84	0.01	671254125605
0314179PK	CN-15-A	Top Plate for Shower	13.70	8.91	0.06	671254115415
0314228	CN-160	Piston Body only	15.70	10.21	0.05	671254115286
5314200	CN-17	Top Plate Screws – Quantity Pack only (24/pack)	1.25	0.81	0.01	671254115309
0314078	CN-18-A	Relief Valve Assembly	13.20	8.58	0.07	671254012486
0314234PK	CN-21-A	Main Seat	17.00	11.05	0.03	671254114616
0314204PK	CN-57	Xpelor®	2.75	1.79	0.08	671254221901



CN-66-A



CN-86-A



CR-1009-A



DO-10


Code Number	Product Number	Description	List Price \$	MAPP Price \$	Est. Wt. (lbs.)	UPC Code
0314189	CN-66-A	Guide to Shower Piston	27.95	18.17	0.28	671254057845
5314188	CN-68-A	Single Lip Cup – Quantity Pack only (12/pack)	7.45	4.84	0.03	671254115408
5314243	CN-76	Cover Gasket – Quantity Pack only (24/pack)	1.60	1.04	0.03	671254115392
0314229	CN-86-A	Cover Assembly CP w/CN-105 Gasket	131.90	85.74	0.80	671254248939
0314230	CN-86-A	Cover Assembly RB w/CN-105 Gasket	120.20	78.13	0.80	671254248946
3332003	CR-1004-A	Crown® Piston Kit – 1.6 gpf/6.0 Lpf Water Closet	91.30	59.35	.23	671254272323
3332004	CR-1005-A	Crown® Piston Kit – 1.0 gpf/3.8 Lpf Urinal	91.30	59.35	.23	671254272330
3332005	CR-1006-A	Crown® Piston Kit – 0.5 gpf/1.9 Lpf Urinal	91.30	59.35	.23	671254272347
3332000	CR-1008-A	Crown® Flange Kit 3/4" CP	29.20	18.98	0.14	671254262591
3332001	CR-1009-A	Crown® Flange Kit 1-1/4" CP	29.20	18.98	0.20	671254262607
3332002	CR-1010-A	Crown® Flange Kit 1-1/2" CP	29.20	18.98	0.21	671254262713
3332013	CR-1011-A	Crown® Piston Kit – 1.28 gpf/4.8 Lpf Water Closet	91.30	59.35	0.23	671254394506
3332016	CR-1014-A	Crown® Piston Kit – 0.125 gpf/0.5 Lpf Urinal	91.30	59.35	0.23	671254413115
3332017	CR-1015-A	Crown® Piston Kit – 0.25 gpf/1.0 Lpf Urinal	91.30	59.35	0.23	671254413009
0332006PK	CR-116	Crown® Cover CP	83.65	54.37	0.78	671254269026
0332045	CR-132-A	Crown II® Handle & Cover Trim Ring Kit CP	51.00	33.15	0.01	671254268715
0332046	CR-132-A	Crown II® Handle & Cover Trim Ring Kit PVD PB	70.55	45.86	0.01	671254268722
0332048	CR-132-A	Crown II® Handle & Cover Trim Ring Kit PVD BN	104.65	68.02	0.01	671254268746
0332049	CR-132-A	Crown II® Handle & Cover Trim Ring Kit SF	87.65	56.97	0.01	671254268753
0332025	CR-137-A	Crown® Nonhold Open Piston Assembly Urinal 1.0 gpf/3.8 Lpf	67.65	43.97	0.20	671254269064
0332026	CR-138-A	Crown® Nonhold Open Piston Assembly Urinal 0.5 gpf/1.9 Lpf	67.65	43.97	0.20	671254269071
0337007	DO-1	Cover Nut NP	19.50	12.68	0.24	671254015135
0337003PK	DO-10	Upper Body NP	96.75	62.89	1.12	671254015104
0337044	DO-1000-A	Piston w/DO-6	13.20	8.58	0.04	671254015289
3337035	DO-1001-A	Dolphin® Handle Kit	120.40	78.26	0.68	671254046382
5337011	DO-11	Cover Screws CP (4 req.) – Quantity Pack only (24/pack)	1.25	0.81	0.03	671254045453
0337031PK	DO-13-NC	Lower Body NP Closet	89.85	58.40	1.39	671254045750
0337032PK	DO-13-NU	Lower Body NP Urinal	89.85	58.40	1.39	671254045767
0337005PK	DO-14	Bushing RB	12.45	8.09	0.20	671254015111
5337034	DO-17	Insert RB – Quantity Pack only (6/pack)	3.85	2.50	0.20	671254045446
0337036	DO-19-A	Seat Assembly w/ O-Ring	18.30	11.90	0.01	671254015265
5337125	DO-2	O-Ring – Seat – Quantity Pack only (6/pack)	4.30	2.80	0.10	671254045408
0337086PK	DO-22	O-Ring	1.60	1.04	—	671254015319
5337129	DO-28	Retaining Ring – Quantity Pack only (24/pack)	1.10	0.72	0.04	671254045385
5337126	DO-3	Screw RB – Quantity Pack only (6/pack)	3.85	2.50	0.03	671254045392
0337134	DO-32	Flex Sack Assembly	23.95	15.57	0.11	671254015364
0337136	DO-32-AA	Repair Kit (Sack Assembly)	31.90	20.74	0.12	671254015371
0337137	DO-32-AAN	Repair Kit (Sack Assembly & Stem)	68.70	44.66	0.12	671254015388
5337006	DO-4	Stem Nut RB – Quantity Pack only (6/pack)	2.60	1.69	0.10	671254045460
5337075	DO-6	O-Ring – Piston – Quantity Pack only (6/pack)	2.10	1.37	0.20	671254045422



DO-22



DV-1



DV-11



DV-32-AA

Code Number	Product Number	Description	List Price \$	MAPP Price \$	Est. Wt. (lbs.)	UPC Code
5337039	DO-7	Piston Spring – Quantity Pack only (6/pack)	1.80	1.17	0.50	671254045439
0330002	DP-2-A	Drip Pocket Wall Support	128.20	83.33	0.23	671254014831
0330015	DP-4-A	Drip Pocket CP	326.70	212.36	1.64	671254014886
0330021	DP-6-A	Flush Connection CP	247.70	161.01	2.25	671254014893
0309001PK	DV-1	Diverter Valve Body CP	143.85	93.50	1.15	671254011342
3309035	DV-1001-A	Wall Support Kit	68.20	44.33	0.51	671254042971
3309036	DV-1002-A	Deoseptic Pivot Replacement Kit	245.15	159.35	0.75	671254042988
3309037	DV-1003-A	Pivot Replacement Kit	97.75	63.54	0.75	671254042995
3309040	DV-1004-A	Seal Set for Deoseptic Diverter	51.75	33.64	1.15	671254043008
3309048	DV-1005-A	Deoseptic Conversion Kit	356.30	231.60	2.17	671254043046
3309032	DV-1007-A	Spray Arm Repair Kit	12.85	8.35	0.17	671254042964
3309077	DV-1014-A	Short Spray Arm Replacement Kit	112.80	73.32	1.00	671254133464
0309012	DV-12	Wall Flange w/Set Screw CP	37.10	24.12	0.24	671254011427
0309013PK	DV-13	Support Rod CP	21.05	13.68	0.56	671254045781
0309014PK	DV-14	Diverter Valve Seal	1.75	1.14	0.01	671254011441
0309016PK	DV-16	Diverter Valve Seal Washer	1.05	0.68	0.01	671254011465
0309002PK	DV-2	Nozzle pivot	91.95	59.77	0.35	671254011359
0309023	DV-20	O-Ring	1.05	0.68	0.01	671254011496
0309025	DV-22	O-Ring	1.05	0.68	0.01	671254011519
0309026	DV-23	Adjusting Screw RB	17.90	11.64	0.01	671254011526
0309018	DV-29	Solution Bottle	6.10	3.97	0.07	671254011489
3309044	DV-32-AA	Replacement Spray Arm Kit	112.80	73.32	0.70	671254043015
0309033	DV-33-A	Swivel & Ball Check Assembly CP	183.85	119.50	0.32	671254011571
0309034PK	DV-34-A	Pivot & Adapter Assembly CP	107.70	70.01	0.81	671254011588
0309036	DV-36-A	Aspirator Tube Assembly	12.45	8.09	0.04	671254011601
0309004PK	DV-4	Set Screw	#N/A	#N/A	0.01	671254011373
5309031	DV-50-A	O-Ring Seal Set – Quantity Pack only (12/pack)	18.65	12.12	0.40	671254045187
0309021	DV-55-A	Diverter Valve & Spray Arm Assembly CP	431.15	280.25	3.30	671254119963
0309009PK	DV-9	Spray Disc Retainer	7.45	4.84	0.06	671254011397
0306009PK	F-1	Outlet 1-1/4" x 8" CP	23.15	15.05	0.32	671254008076
0306012PK	F-1	Outlet 1-1/4" x 10" CP	26.40	17.16	0.40	671254008083
0306013PK	F-1	Outlet 1-1/4" x 12" CP	29.60	19.24	0.50	671254008090
0306034PK	F-1	Outlet 1-1/2" x 8" CP	26.20	17.03	0.39	671254008120
0306039PK	F-1	Outlet 1-1/2" x 10" CP	29.60	19.24	0.51	671254008137
0306044PK	F-1	Outlet 1-1/2" x 12" CP	32.90	21.39	0.59	671254008144
0396157PK	F-100	Outlet 1-1/2" X 5-1/2" RB w/3" score	30.95	20.12	0.25	671254016811
0396158PK	F-100	Outlet 1-1/2" X 7-1/2" RB w/3" score	37.00	24.05	0.30	671254016828
0396159PK	F-100	Outlet 1-1/2" X 9-1/2" RB w/3" score	42.95	27.92	0.40	671254016835
0396160PK	F-100	Outlet 1-1/2" X 11-1/2" RB w/3" score	48.90	31.79	0.53	671254016842
0396161PK	F-100	Outlet 1-1/2" X 9-1/2" RB w/9" score	40.35	26.23	0.45	671254222069



DV-9



F-1



F-101

Code Number	Product Number	Description	List Price \$	MAPP Price \$	Est. Wt. (lbs.)	UPC Code
0396167PK	F-100	Outlet 1-1/2" X 13-1/2" RB w/3" score	55.00	35.75	0.61	671254222076
0396169PK	F-100	Outlet 1-1/2" X 23-1/2" RB w/3" score	85.15	55.35	1.06	671254143791
0396156PK	F-100	Outlet 1-1/2" X 3-1/4" RB w/3" score	24.80	16.12	0.12	671254016804
0309027PK	F-1003	Tube Gasket	2.70	1.76	0.01	671254011533
0309029PK	F-1005	Outlet Tube Flange CP	21.70	14.11	0.38	671254011557
0396060PK	F-101	Outlet 3/4" x 4-1/2"	18.15	11.80	0.14	671254016620
0396113PK	F-101	Outlet 1-1/2" x 9" CP	24.60	15.99	0.43	671254016682
0396119PK	F-101	Outlet 1-1/2" x 10-1/2" CP	26.20	17.03	0.47	671254016699
0396127PK	F-101	Outlet 1-1/2" x 13-1/2" CP	31.15	20.25	0.65	671254016729
0396142PK	F-101	Outlet 1-1/2" x 21-1/2" CP	52.40	34.06	0.99	671254016743
0396147PK	F-101	Outlet 1-1/2" x 24-1/2" CP	57.05	37.08	1.13	671254016767
0396163PK	F-102	Outlet 1-1/4" x 8" CP	36.15	23.50	0.14	671254016859
0396164PK	F-102	Outlet 1-1/4" x 9" CP	37.80	24.57	0.17	671254016866
0396171PK	F-102	Outlet 1-1/4" x 15" CP	47.40	30.81	0.40	671254016880
0396669PK	F-102	Outlet 1-1/2" x 8" CP	37.10	24.12	0.39	671254017702
0396670PK	F-102	Outlet 1-1/2" x 9" CP	39.40	25.61	0.44	671254017719
0396671PK	F-102	Outlet 1-1/2" x 10" CP	41.60	27.04	0.49	671254017726
0396672PK	F-102	Outlet 1-1/2" x 12" CP	46.05	29.93	0.59	671254017733
0396673PK	F-102	Outlet 1-1/2" x 13" CP	48.30	31.40	0.64	671254017740
0396679PK	F-102	Outlet 1-1/2" x 11" CP	43.60	28.34	0.54	671254017771
0396713PK	F-102	Outlet 1-1/2" x 14" CP	48.05	31.23	0.69	671254017788
0396714PK	F-102	Outlet 1-1/2" x 15" CP	52.80	34.32	0.74	671254017795
0396716PK	F-102	Outlet 1-1/2" x 16" CP	55.00	35.75	0.79	671254017818
0396265PK	F-109	Outlet 1-1/4" x 8-1/2" x 5" Bend CP	55.45	36.04	0.47	671254017252
0396283PK	F-109	Outlet 1-1/4" x 11-1/2" x 5" Bend CP	60.65	39.42	0.57	671254017283
0396288PK	F-109	Outlet 1-1/4" x 13-1/2" x 5" Bend CP	63.80	41.47	0.63	671254017306
0396289PK	F-109	Outlet 1-1/4" x 16" x 5" Bend CP	68.70	44.66	0.73	671254017313
0396290PK	F-109	Outlet 1-1/4" x 21" x 5" Bend CP	76.80	49.92	0.91	671254017320
0396291PK	F-109	Outlet 1-1/4" x 24" x 5" Bend CP	81.80	53.17	1.04	671254017337
0396316PK	F-109	Outlet 1-1/2" x 13" x 5" Bend CP	66.90	43.49	1.00	671254017399
0396320PK	F-109	Outlet 1-1/2" x 16" x 5" Bend CP	71.85	46.70	1.23	671254017405
0396322PK	F-109	Outlet 1-1/2" x 21" x 5" Bend CP	79.80	51.87	1.43	671254017429
0396326PK	F-109	Outlet 1-1/2" x 24" x 5" Bend CP	84.75	55.09	1.66	671254017436
0396310PK	F-109	Outlet 1-1/2" x 11-1/2" x 5" Bend CP	63.80	41.47	0.88	671254017382
0396191PK	F-110	Outlet 1-1/2" x 1-1/4" x 19"-1/2" RB w/3" score	72.20	46.93	0.67	671254141605
0396193PK	F-110	Outlet 1-1/2" x 1-1/4" x 13-1/2" RB w/3" score	53.90	35.04	0.50	671254017023
0396195PK	F-110	Outlet 1-1/2" x 1-1/4" x 3-1/4" RB w/3" score	23.75	15.44	0.36	671254017047
0396196PK	F-110	Outlet 1-1/2" x 1-1/4" x 5-1/2" RB w/3" score	29.75	19.34	0.40	671254017054
0396197PK	F-110	Outlet 1-1/2" x 1-1/4" x 7-1/2" RB w/3" score	35.80	23.27	0.45	671254017061
0396198PK	F-110	Outlet 1-1/2" x 1-1/4" x 9-1/2" RB w/3" score	41.85	27.20	0.49	671254017078
0396199PK	F-110	Outlet 1-1/2" x 1-1/4" x 11-1/2" RB w/3" score	47.90	31.14	0.53	671254017085



F-110



F-179



F-188



F-2-AA

Code Number	Product Number	Description	List Price \$	MAPP Price \$	Est. Wt. (lbs.)	UPC Code
0396200PK	F-110	Outlet 1-1/2" x 1-1/4" x 9-1/2" RB w/9" score	39.40	25.61	0.49	671254222083
0306340	F-15-A	Elbow 3/4" & Tail 3-3/4" LDIM RB	60.90	39.59	0.23	671254008724
0306341	F-15-A	Elbow 3/4" & Tail 4-3/4" LDIM CP	111.00	72.15	0.32	671254008731
0306344	F-15-A	Elbow 3/4" & Tail 5-3/4" LDIM RB	64.00	41.60	0.36	671254008755
0306350	F-15-A	Elbow 3/4" & Tail 6-3/4" LDIM RB	65.60	42.64	0.42	671254008762
0306355	F-15-A	Elbow 3/4" & Tail 7-3/4" LDIM RB	67.00	43.55	0.45	671254008779
0306358	F-15-A	Elbow 3/4" & Tail 8-3/4" LDIM RB	68.70	44.66	0.54	671254008786
0306362	F-15-A	Elbow 3/4" & Tail 9-3/4" LDIM RB	70.25	45.66	0.61	671254008793
0306366	F-15-A	Elbow 3/4" & Tail 10-3/4" LDIM RB	71.85	46.70	0.67	671254008809
0396525PK	F-182	Outlet Tube w /1-1/2" X 1 1/2" Offset	111.25	72.31	0.48	671254222090
0396530PK	F-188	Offset Outlet Tube 1-1/2" X 13-1/4" X 1" Offset	148.90	96.79	0.74	671254247420
0396532PK	F-189	Offset Outlet Tube 1-1/2" X 13-1/4" X 1-1/2" Offset	148.90	96.79	0.74	671254247413
0396534PK	F-190	Offset Outlet Tube 1-1/2" X 13-1/4" X 2" Offset	148.90	96.79	0.74	671254247437
0306045PK	F-2	Coupling Nut 1-1/2"	8.55	5.56	0.13	671254008151
0306052	F-2-A	Coupling Assembly 3/4" (19mm) CP	12.10	7.87	0.06	671254008175
0306059	F-2-A	Coupling Assembly 1-1/4" (32mm) RB	12.25	7.96	0.12	671254008236
0306060	F-2-A	Coupling Assembly 1-1/4" (32mm) CP	12.45	8.09	0.12	671254008243
0306077	F-2-A	Coupling Assembly 1" CP	12.45	8.09	0.10	671254008267
0306087	F-2-A	Coupling Assembly 1-1/2" (38mm) RB w/S-30	9.55	6.21	0.13	671254008274
0306088	F-2-A	Coupling Assembly 1-1/2" (38mm) RB	9.55	6.21	0.13	671254008281
0306091	F-2-A	Coupling Assembly 1-1/2" (38mm) RB w/S-21	9.55	6.21	0.13	671254008298
0306092	F-2-A	Coupling Assembly 1-1/2" (38mm) CP w/S-30	12.45	8.09	0.13	671254008304
0306093	F-2-A	Coupling Assembly 1-1/2" (38mm) CP	12.45	8.09	0.13	671254008311
0306619	F-2-AA	Two Sets F2A 1-1/2" Slip Joint Coupling RB	12.70	8.26	0.28	671254221833
0306054	F-2-AW	Coupling Assembly 3/4" (19mm) RB	9.55	6.21	0.06	671254008182
0306516	F-20-A	Spud Coupling Nut 3/4" CP	13.80	8.97	0.06	671254008878
0306524	F-20-A	Spud Coupling Nut 1-1/4" CP	13.80	8.97	0.10	671254008885
0306526	F-20-A	Spud Coupling Nut 1-1/2" CP	13.80	8.97	0.10	671254008892
0306538	F-20-A	Spud Coupling Nut 1" CP	13.80	8.97	0.14	671254008908
0396455PK	F-201	Outlet 1-1/2" x 1-1/4" x 9" CP	24.60	15.99	0.36	671254017580
0396461PK	F-201	Outlet 1-1/2" x 1-1/4" x 13-1/2" CP	29.05	18.88	0.51	671254017627
0396464PK	F-201	Outlet 1-1/2" x 1-1/4" x 21-1/2" CP	38.95	25.32	0.81	671254017641
0206146PK	F-21	Slip Joint Elbow 1-1/2" (38mm) Dbl. Male RB	28.40	18.46	0.57	671254000186
0306555	F-21-AA	Elbow w/Tail 1-1/2" x 1-1/4" 5 C to E CP	117.50	76.38	0.14	671254008939
0306558	F-21-AA	Elbow w/Tail 1-1/2" x 1-1/4" 8 C to E CP	122.35	79.53	0.18	671254008946
0306569PK	F-22	Female Outlet 1" IPS RB	40.90	26.59	0.25	671254008984
0306574	F-22-A	Union Outlet Assembly 1-1/4" IPS RB	100.20	65.13	0.63	671254009035
0306575	F-22-A	Union Outlet Assembly 1-1/2" IPS CP	110.20	71.63	0.63	671254246492
0306682	F-25-A	Slip Joint Elbow w/Tail 1-1/2" x 8" C to E RB	66.90	43.49	0.91	671254009080
0306688	F-25-A	Slip Joint Elbow w/Tail 1-1/2" x 10" C to E RB	77.10	50.12	1.00	671254009103
0306769	F-29-A	Outlet 3/4" x 7-1/2" RB	35.95	23.37	0.34	671254009202



F-22



F-43-A



F-45-A



F-56-A

Code Number	Product Number	Description	List Price \$	MAPP Price \$	Est. Wt. (lbs.)	UPC Code
0306773	F-29-A	Outlet 3/4" x 8-1/2" CP	47.25	30.71	0.37	671254009226
0306791	F-29-A	Outlet 3/4" x 10-1/2" RB	39.40	25.61	0.44	671254009271
5306055	F-3	Friction Ring 3/4" – Quantity Pack only (48/pack)	0.65	0.42	0.10	671254044883
5306056	F-3	Friction Ring 1" – Quantity Pack only (48/pack)	0.65	0.42	0.10	671254044890
5306057	F-3	Friction Ring 1-1/4" – Quantity Pack only (48/pack)	0.65	0.42	0.10	671254044906
5306058	F-3	Friction Ring 1-1/2" – Quantity Pack only (48/pack)	0.65	0.42	0.10	671254044913
0330004PK	F-33	Tube Extension 3/4" x 7-3/8"	38.05	24.73	0.30	671254014855
0396009	F-43-A	Outlet & Street Elbow 1" (Royal®) CP	238.10	154.77	0.83	671254016484
0396010	F-43-A	Outlet & Street Elbow 1" (Crown®) CP	238.10	154.77	0.75	671254016491
0396019	F-45-A	Flange 3/4" CP w/Set Screw	26.00	16.90	0.17	671254016514
0396020	F-45-A	Flange 1" CP w/Set Screw	26.00	16.90	0.15	671254016521
5306113	F-5	Slip Joint Gasket 3/4" – Quantity Pack only (48/pack)	1.10	0.72	0.10	671254044920
5306115	F-5	Slip Joint Gasket 1" – Quantity Pack only (48/pack)	1.10	0.72	0.10	671254044937
0306125	F-5-A	Royal® Spud Coupling Assembly 3/4" CP	22.90	14.89	0.12	671254008373
0306132	F-5-A	Royal® Spud Coupling Assembly 1" CP	22.90	14.89	0.15	671254008403
0306140	F-5-A	Royal® Spud Coupling Assembly 1-1/4" CP	22.90	14.89	0.18	671254008427
0306146	F-5-A	Royal® Spud Coupling Assembly 1-1/2" CP	22.90	14.89	0.21	671254008458
0306102	F-54-A	Spud Nut & Flange 3/4"	22.90	14.89	0.18	671254008328
0306142	F-55-A	Spud Nut & Flange 1-1/4"	22.90	14.89	0.24	671254045965
0306145	F-56-A	Spud Nut & Flange 1-1/2"	22.90	14.89	0.21	671254008441
0396202	F-66-A	Offset Outlet Tube 3/4" X 13-1/4" X 1" Offset	148.90	96.79	0.56	671254216914
0396203	F-67-A	Offset Outlet Tube 3/4" X 13-1/4" X 1-1/2" Offset	148.90	96.79	0.56	671254216921
0396204	F-68-A	Offset Outlet Tube 3/4" X 13-1/4" X 2" Offset	148.90	96.79	0.56	671254216938
0306188PK	F-7	Flat Flange 3/4" IPS CP	13.40	8.71	0.04	671254008502
0306189PK	F-7	Spud Flange 3/4" CP	9.00	5.85	0.07	671254008519
0306191PK	F-7	Supply Flange 3/4" CP	7.20	4.68	0.07	671254008533
0306196PK	F-7	Flat Flange 1" IPS CP	7.20	4.68	0.07	671254008540
0306197PK	F-7	Spud Flange 1" CP	9.00	5.85	0.07	671254008557
0306201PK	F-7	Flat Flange 1" IPS CP	13.40	8.71	0.04	671254008564
0306204PK	F-7	Tube Flange 1-1/4" CP	9.80	6.37	0.06	671254008588
0306209PK	F-7	Flat Flange 1-1/4" IPS CP	13.40	8.71	0.05	671254008618
0306237PK	F-7	Tube Flange 1-1/2" CP	9.80	6.37	0.06	671254008663
0306214PK	F-7	Spud Flange 1-1/4" CP	9.00	5.85	0.10	671254008625
0306238PK	F-7	Spud Flange 1-1/2" CP	9.00	5.85	0.10	671254008670
0306199	F-89-A	Spud Coupling Assembly 1-1/2" w/3-1/2" Flange – Regal®	32.65	21.22	0.23	671254253773
0307044	G-1002-A	Gem Urinal Piston (formerly G-76-AU)	37.10	24.12	0.48	671254009608
0307043	G-1003-A	Gem Closet Piston (formerly G-75-AC)	37.10	24.12	0.48	671254009592
5307047	G-1005-A	Kit for Gem Noryl Piston – Quantity Pack only (6/pack)	17.90	11.64	0.40	671254045002
0307193	G-1007-A	Closet Piston Assembly 4.5 gpf/13.2 Lpf (Gem•2) w/G-21	50.30	32.70	0.48	671254057609
0307192	G-1009-A	Urinal Piston Assembly 1.5 gpf/5.7 Lpf w/G-21	50.30	32.70	0.48	671254065826
3307128	G-1011-A	Repair Kit New Style	25.25	16.41	0.06	671254042469



F-89-A



G-15



G-4-AU

Code Number	Product Number	Description	List Price \$	MAPP Price \$	Est. Wt. (lbs.)	UPC Code
0307195	G-1016-A	Closet Piston Assembly 1.6 gpf/6.0 Lpf w/G-21	50.30	32.70	0.48	671254057623
0307185	G-1017-A	Piston Kit 1.0 gpf/3.8 Lpf Urinal	50.30	32.70	0.48	671254121898
3307133	G-1018-A	Piston Kit 0.5 gpf/1.9 Lpf Urinal	50.30	32.70	0.10	671254147119
3307134	G-1019-A	Piston Kit 2.4 gpf/9.0 Lpf Water Closet	50.30	32.70	0.10	671254211919
0307130	G-102	Auxiliary Valve Spring	1.75	1.14	0.01	671254046047
0307142PK	G-105	GEM•2® Cover	31.15	20.25	0.32	671254046061
0307139	G-106	Slip Disc	1.05	0.68	0.01	671254046054
5307023	G-125	Gasket – Quantity Pack only (24/pack)	1.60	1.04	0.10	671254044944
5307039	G-14-A	Molded Cup for Old Style Piston – Quantity Pack only (12/pack)	8.00	5.20	0.40	671254044951
5307040	G-14-AA	Gem Closer/Urinal Washer Set – Quantity Pack only (6/pack)	19.80	12.87	0.40	671254044678
0307100	G-143-A	Handle Assembly CP	38.00	24.70	0.50	671254259485
5307052	G-21	Main Seat – Quantity Pack only (6/pack)	4.75	3.09	0.03	671254045019
5307065	G-35	Gasket – Quantity Pack only (48/pack)	0.65	0.42	0.10	671254045040
5307071	G-44	Friction Ring 1-1/2" – Quantity Pack only (24/pack)	1.10	0.72	0.02	671254045064
5307074	G-50-A	Handle Repair Kit – Quantity Pack only (6/pack)	9.45	6.14	0.50	671254044661
0307105PK	G-77	Piston Cover	2.60	1.69	0.02	671254009738
5307106	G-78	Molded Cup for New Style Piston – Quantity Pack only (12/pack)	6.20	4.03	0.20	671254045101
0307210PK	G-85	Filter O-Ring	1.75	1.14	—	671254124592
0307124	G-91-A	Urinal Relief Valve (Gem•2®)	19.80	12.87	0.07	671254046023
0307116	G-95	Relief Valve Seat	2.85	1.85	0.01	671254045989
3308060	H-1002-A	Wheel Handle Stop Repair Kit	20.25	13.16	0.15	671254042551
5308059	H-1003-A	Screw w/H-52 CP – Quantity Pack only (12/pack)	1.95	1.27	0.10	671254109919
3308860	H-1006-A	Control Stop Repair Kit 1 Conc WH	23.35	15.18	0.18	671254107922
3308859	H-1007-A	Control Stop Repair Kit 3/4" Conc WH	23.35	15.18	0.17	671254107939
3308790	H-1009-A	Stop Cap Kit 3/4" Vandal Resistant	16.70	10.86	0.12	671254121041
3308799	H-1009-A-BX	Stop Cap Kit 3/4" Vandal Resistant – Boxed	16.70	10.86	0.14	671254267480
3308772	H-1010-A	Stop Cap Kit 1" Vandal Resistant	16.70	10.86	0.19	671254145719
3308797	H-1010-A-BX	Stop Cap Kit 1" Vandal Resistant – Boxed	16.70	10.86	0.19	671254267473
3308872	H-1011-A	Concealed Wheel Handle Repair Kit	7.20	4.68	0.25	671254132160
5388001	H-1012-A	Socket Cap Regal® CP Vandal Resistant – Quantity Pack only (6/pack)	13.85	9.00	0.30	671254135611
5308077	H-12	Packing – Quantity Pack only (12/pack)	1.60	1.04	0.10	671254045118
5308973	H-127	Adj/GJ Tail Assembly "O" Ring – Quantity Pack only (6/pack)	2.60	1.69	0.02	671254212091
5308974	H-128	Adj/GJ Tail Assembly Stop Ring – Quantity Pack only (6/pack)	44.20	28.73	0.02	671254212107
0308976	H-130-A-1	CP Adj/GJ Tail Assembly 5" CL to CL	38.95	25.32	0.49	671254122437
0308983	H-130-A-2	CP Adj/GJ Tail Assembly 6" CL to CL	44.20	28.73	0.55	671254122451
0308984	H-130-A-3	CP Adj/GJ Tail Assembly 7" CL to CL	49.25	32.01	0.62	671254122468
0308979	H-130-A-4	CP Adj/GJ Tail Assembly 8" CL to CL	54.25	35.26	0.70	671254122444
0308167PK	H-39	Bonnet CP Loose Key	14.10	9.17	0.34	671254010253
0308176	H-39-ASD	Bonnet Repair Kit for H-40-A 1" & 3/4" SD	75.05	48.78	0.56	671254010277
0308175	H-39-AWH	Bonnet Repair Kit for H-40-A 1" & 3/4" WH	81.25	52.81	0.56	671254010260
0308434PK	H-439	Bonnet CP Loose Key	55.00	35.75	0.34	671254221857




G-95



H-1006-A



H-1009-A



H-1012-A

Code Number	Product Number	Description	List Price \$	MAPP Price \$	Est. Wt. (lbs.)	UPC Code
0308428	H-439-A	Bonnet Repair Kit 1" CP LK w/H-37	75.05	48.78	0.46	671254010451
0308432	H-439-A-U	Bonnet Repair Kit 3/4" CP LK w/H-37	75.05	48.78	0.56	671254010468
3308277	H-47-ASD	Screw Driver Stop Repair Kit 1 & 3/4" (H-40 & H-45)	53.60	34.84	0.21	671254042629
3308278	H-47-AWH	Wheel Handle Stop Repair Kit 1 & 3/4" (H-40 & H-45)	70.25	45.66	0.25	671254042636
0308489	H-482-A	Rubber Plug 1"	4.95	3.22	0.04	671254010505
3308453	H-482-ASD	Screw Driver Stop Repair Kit 1 (H-440 & H-445)	28.40	18.46	0.21	671254042674
0308490	H-484-A	Rubber Plug 3/4"	4.50	2.93	0.03	671254010512
3308442	H-484-ASD	Screw Driver Stop Repair Kit 3/4" (H-440)	27.35	17.78	0.18	671254042650
0308034PK	H-5	Tail 2-3/4" CP GJ	23.95	15.57	0.43	671254009981
0308037PK	H-5	Tail 3-1/4" CP GJ	27.10	17.62	0.51	671254010000
0308038PK	H-5	Tail 3-1/2" CP GJ	28.60	18.59	0.59	671254010017
0308040PK	H-5	Tail 3-3/4" CP GJ	30.20	19.63	0.61	671254010031
0308041PK	H-5	Tail 4" CP GJ	31.75	20.64	0.63	671254010048
0308042PK	H-5	Tail 4-1/4" CP GJ	33.35	21.68	0.67	671254010055
0308043PK	H-5	Tail 4-1/2" CP GJ	35.00	22.75	0.75	671254010062
0308044PK	H-5	Tail 4-3/4" CP GJ	36.40	23.66	0.78	671254010079
0308045PK	H-5	Tail 5" CP GJ	38.05	24.73	0.81	671254010086
0308047PK	H-5	Tail 5-1/2" CP GJ	41.30	26.85	0.83	671254010093
0308050PK	H-5	Tail 6" CP GJ	44.30	28.80	0.93	671254010109
0308019PK	H-5	Tail 1-1/4" GJ RC = Rough Chrome	14.40	9.36	0.19	671254009912
0308023PK	H-5	Tail 1-1/2" CP GJ	16.00	10.40	0.23	671254009929
0308030PK	H-5	Tail 2" CP GJ	19.35	12.58	0.32	671254009950
0308031PK	H-5	Tail 2-1/4" CP GJ	20.95	13.62	0.37	671254009967
0308033PK	H-5	Tail 2-1/2" CP GJ	22.35	14.53	0.42	671254009974
0308035PK	H-5	Tail 3" CP GJ	25.40	16.51	0.50	671254009998
5308934	H-501	Repair Kit Teck Tail Locking Ring – Quantity Pack only (6/pack)	6.10	3.97	0.01	671254209756
0334014PK	H-530	Tailpiece Removal Bar	37.10	24.12	0.66	671254015081
0308593PK	H-534	Casing Tube 1-3/8" x 22-1/4" CP	63.30	41.15	0.75	671254204362
0308605PK	H-534	Casing Tube 1-3/8" x 3" CP	9.20	5.98	0.11	671254010598
0308587PK	H-534	Casing Tube 1-3/8" x 36" CP	65.85	42.80	1.40	671254117280
0308606PK	H-534	Casing Tube 1-3/8" x 6" CP	14.30	9.30	0.21	671254221871
3308853	H-541-ASD	Screw Driver Stop Repair Kit 1" (H-600 1" & all H-700)	17.00	11.05	0.12	671254046092
3308855	H-541-AWH	Wheel Handle Stop Repair Kit 1" (H-600 1" & all H-700)	20.25	13.16	0.17	671254042841
3308856	H-543-ASD	Screw Driver Stop Repair Kit 3/4" (H-600 3/4")	17.00	11.05	0.13	671254042858
3308858	H-543-AWH	Wheel Handle Stop Repair Kit 3/4" (H-600 3/4")	20.25	13.16	0.14	671254042872
5308689	H-548	Screw Driver Stem – Quantity Pack only (6/pack)	2.85	1.85	0.30	671254045149
0308694PK	H-550	Coupling RB Adjustable Tail	4.05	2.63	0.13	671254010680
0308676PK	H-550	Coupling CP ADJ	10.10	6.57	0.12	671254010680
0308801	H-551-A	Tail Assembly 2-1/16" CP ADJ	23.15	15.05	0.33	671254010871
0308802	H-551-A	Tail Assembly 2-1/16" RB ADJ	20.95	13.62	0.33	671254010888
0308803	H-551-A	Tail Assembly 3-1/16" CP ADJ	29.05	18.88	0.51	671254010895



H-5



H-530



H-534



H-551-A

Code Number	Product Number	Description	List Price \$	MAPP Price \$	Est. Wt. (lbs.)	UPC Code
0308805	H-551-A	Tail Assembly 4-1/16" CP ADJ	35.10	22.82	0.68	671254010901
0308807	H-551-A	Tail Assembly 5-1/16" CP ADJ	41.30	26.85	0.84	671254010918
0308809	H-551-A	Tail Assembly 6-1/16" CP ADJ	47.25	30.71	1.04	671254010932
5308381	H-552	Locking Ring – Quantity Pack only (12/pack)	1.35	0.88	0.10	671254045132
5308696	H-553	O-Ring – Quantity Pack only (24/pack)	1.60	1.04	0.03	671254044654
5308825	H-556	Washer – Quantity Pack only (48/pack)	1.10	0.72	0.10	671254045156
0308919	H-558	Wheel Handle	1.95	1.27	0.38	671254107588
5308836	H-569	Plug Seat 3/4" – Quantity Pack only (6/pack)	2.70	1.76	0.04	671254045163
3308840	H-573-A	Locking Stop Cap VR	20.05	13.03	0.15	671254254541
3308866	H-574	Stop Bumper w/Cap (Y0)	18.75	12.19	0.09	671254042889
0308835PK	H-575	Wheel Handle CP (old style)	12.85	8.35	0.10	671254010987
3308867	H-576	Ext. Stop Bumper w/Cap (YG)	18.75	12.19	0.17	671254042896
0308845PK	H-579	Screw Driver Bonnet 1" CP	14.10	9.17	0.16	671254011045
0308848PK	H-582	Cap 3/4" CP	21.30	13.85	0.12	671254011076
5308850	H-584	Plug Seat 1" – Quantity Pack only (6/pack)	2.70	1.76	0.10	671254045170
5308958	H-589	Repair Kit Teck Tail O-Ring – Quantity Pack only (6/pack)	2.60	1.69	0.70	671254209763
0308063PK	H-6	Coupling CP GJ	10.85	7.05	0.14	671254010116
5308952	H-614	Sleeve Vandal Resistant Cap 3/4" for H-600 – Quantity Pack only (6/pack)	2.30	1.50	0.03	671254209770
0308612PK	H-622	Bonnet CP	13.20	8.58	0.20	671254221888
0208083PK	H-623	Bonnet RB 1" & 3/4" Wheel Handle New Style	14.40	9.36	0.16	671254221475
0308615PK	H-623	Bonnet CP 1" & 3/4" Wheel Handle New Style	17.00	11.05	0.16	671254221895
5308954	H-628	Sleeve Vandal Resistant Cap 1" for H-700 & H-600 – Quantity Pack only (6/pack)	2.30	1.50	0.04	671254209787
3308386	H-700-A	Adjustable Screw Driver Stop 1" – Vandal Resistant	97.20	63.18	1.44	671254128828
3308385	H-700-AG	Screw Driver Stop GJ 3/4" – Vandal Resistant	99.55	64.71	1.62	671254125131
3308387	H-700-AG	Screw Driver Stop GJ 1" – Vandal Resistant	99.55	64.71	1.50	671254128835
3308388	H-700-AW	Whitworth Inlet for Adjustable Tail 1"	87.80	57.07	2.85	671254131798
0388022	H-710-A	Screw Driver Stop Adjustable 1" – CP	76.60	49.79	1.28	671254127722
0388025	H-710-A	Screw Driver Stop Adjustable 3/4" – CP	76.60	49.79	1.40	671254127753
0388062	H-710-AAR	BSP British Std Pipe Inlet for Adj Tail 1"	92.10	59.87	1.23	671254222045
0388024	H-710-AG	Screw Driver Stop 1" – CP GJ	86.55	56.26	1.27	671254127746
0388026	H-710-AG	Screw Driver Stop 3/4" – CP GJ	86.55	56.26	1.22	671254127760
0388037	H-710-AW	Whitworth Inlet for Adjustable Tail 1"	106.30	69.10	0.86	671254127869
0388034	H-720-A	Screw Driver Stop Adjustable w/Short Bumper 1" – CP	89.25	58.01	1.26	671254127838
0388033	H-720-AG	Screw Driver Stop 1" w/Short Bumper 1" – CP GJ	89.25	58.01	2.55	671254127821
0388035	H-725-A	Screw Driver Stop Adjustable w/extended Bumper 1" – CP	89.25	58.01	1.27	671254127845
0388057	H-725-AG	Screw Driver Stop w/extended Bumper 1" – CP	89.25	58.01	2.60	671254127913
0388039	H-725-AW	Whitworth Inlet for Adjustable Tail	118.80	77.22	2.60	671254127883
0388010	H-730-A	Wheel Handle Stop Adjustable – RB	76.60	49.79	1.23	671254126848
0388011	H-730-A	Wheel Handle Stop Adjustable 3/4" – RB	76.60	49.79	2.25	671254126831
0388013	H-730-AG	Wheel Handle Stop 1" – RB GJ	79.80	51.87	1.45	671254126992
0388014	H-730-AG	Wheel Handle Stop 3/4" RB GJ	79.80	51.87	2.10	671254127005



H-579



H-700-A




H-710-AG



H-735-AG

Code Number	Product Number	Description	List Price \$	MAPP Price \$	Est. Wt. (lbs.)	UPC Code
0388012	H-730-AW	Whitworth Inlet for Adj Tail 1" (Naval® Brass)	106.30	69.10	1.30	671254126985
0388006	H-735-A	Wheel Handle Stop 1" Adjustable – CP	76.65	49.82	1.29	671254126947
0388007	H-735-A	Wheel Handle Stop 3/4" Adjustable – CP	76.65	49.82	1.23	671254126954
0388008	H-735-AG	Wheel Handle Stop 1" – CP GJ	79.80	51.87	1.24	671254126961
0388009	H-735-AG	Wheel Handle Stop 3/4" – CP GJ	79.80	51.87	1.30	671254126978
3308389	H-750-AG	Screw Driver Straight Stop GJ 1" – Vandal Resistant	100.90	65.59	1.76	671254131804
0388023	H-760-AG	Screw Driver Straight Stop 1" – CP GJ	100.90	65.59	1.76	671254127739
0388030	H-770-AG	Wheel Handle Straight Stop 1" – RB GJ	94.65	61.52	1.38	671254127807
0388036	H-775-AG	Wheel Handle Straight Stop 1" – CP GJ	100.90	65.59	1.45	671254127852
3308875	H-790-A	Screw Driver Stop Adjustable Vandal Resistant 3/4" – CP	83.40	54.21	1.20	671254135598
3308876	H-790-A	Screw Driver Stop Adjustable 1" Vandal Resistant – CP	83.40	54.21	1.24	671254135604
0388067	H-790-AG	Screw Driver Stop Vandal Resistant 1" – CP GJ – OBSOLETE – Replace with H-700-AG (3308387)	100.90	65.59	—	—
0388068	H-790-AG	Screw Driver Stop Vandal Resistant 3/4" – CP GJ – OBSOLETE – Replace with H-700-AG (3308385)	100.90	65.59	—	—
0388069	H-795-AG	Screw Driver Straight Stop 1" – CP GJ – OBSOLETE – Replace with H-750-AG (3308389)	100.90	65.59	—	—
0318002PK	HY-1	Button Flange CP	25.40	16.51	0.24	671254012967
3318007	HY-1000-A	Push Button Kit	53.75	34.94	0.50	671254043381
3318008	HY-1002-A	Mounting Flange Kit	33.35	21.68	0.21	671254043398
3318009	HY-1002-A	Mounting Strap Kit	9.20	5.98	0.99	671254043404
3318010	HY-1003-A	Mounting Flange Kit	37.80	24.57	0.21	671254043411
0318109PK	HY-105	Spacer	10.60	6.89	0.22	671254013193
3318005	HY-109-A	Actuator Housing Assembly	171.80	111.67	0.45	671254043367
3318011	HY-1101-A	Hydraulic Royal® 1.6 gpf/6.0 Lpf Closet Repair Kit	78.00	50.70	0.48	671254203112
3318012	HY-1102-A	Hydraulic Royal® 3.5 gpf/13.2 Lpf Closet Repair Kit	78.00	50.70	0.48	671254203129
3318013	HY-1103-A	Hydraulic Royal® 2.4 gpf/9.0 Lpf Closet Repair Kit	78.00	50.70	0.48	671254203136
3318014	HY-1106-A	Hydraulic Royal® 0.5 gpf/1.9 Lpf Urinal Repair Kit	78.00	50.70	0.48	671254203143
3318015	HY-1107-A	Hydraulic Royal® 1.0 gpf/3.8 Lpf Urinal Repair Kit	78.00	50.70	0.48	671254203150
3318016	HY-1108-A	Hydraulic Royal® 1.5 gpf/5.7 Lpf Urinal Repair Kit	78.00	50.70	0.48	671254203167
3318006	HY-111-A	Metal Button Kit (Conversion)	132.80	86.32	0.36	671254043374
3318002	HY-112-A	Wall Plate 2-Gang 4-1/2" Sq w/Screws CP	76.45	49.69	0.23	671254043336
0318013	HY-12	Wall Flange NP	9.20	5.98	0.18	671254013025
0318003PK	HY-2	Mounting Nut RB	18.20	11.83	0.02	671254012974
0318020	HY-21	Service Seat	1.60	1.04	—	671254013049
0318021	HY-22	Service Spring Seat	1.25	0.81	—	671254013056
0318024PK	HY-25	Actuator Valve Housing RB	33.00	21.45	0.21	671254013087
0318028PK	HY-29	Threaded Rod	3.45	2.24	0.03	671254013094
0318004PK	HY-3	Button Return Spring	1.75	1.14	0.01	671254012981
0318031	HY-32-A	Actuator Cartridge	82.80	53.82	0.06	671254013100
0318041	HY-40	Wall Plate 2-Gang 4-1/2" Sq CP	39.40	25.61	0.19	671254207226
0318064PK	HY-64	Tube 6" Long	49.25	32.01	0.41	671254207318



HY-1002-A



HY-2



HY-12



HY-24

Code Number	Product Number	Description	List Price \$	MAPP Price \$	Est. Wt. (lbs.)	UPC Code
0318066PK	HY-66	Cover Plate	63.55	41.31	0.58	671254221932
3318001	HY-83-A	Hydraulic Actuator Cartridge	40.90	26.59	0.07	671254043329
0318010	HY-9-A	Button w/Insert	9.20	5.98	0.03	671254013018
0310054	J-18-A	Bumper	15.70	10.21	0.07	671254011830
5310003	J-2	Cover Bumper CP – Quantity Pack only (12/pack)	1.60	1.04	0.01	671254045194
5310034	J-2 & J-7	Ferrule & Bumper – Quantity Pack only (6/pack)	6.10	3.97	0.10	671254125599
0311041	K-44	Screw (YR Variation)	1.60	1.04	0.02	671254012165
5311042	K-46	Gasket – Quantity Pack only (48/pack)	1.60	1.04	0.01	671254045200
0311048PK	K-57	Anchor Lead	1.95	1.27	0.03	671254012189
0314011	NF-2-A	Coupling 1-1/2" X 1-1/4" CP	33.65	21.87	0.24	671254012417
0388043	NH-710-A	NPTF Inlet for Adj Tail 1" (Naval® Brass)	107.40	69.81	2.50	671254210431
0388048	NH-710-AG	NPTF Inlet for GJ Tail 3/4" (Naval® Brass)	125.60	81.64	1.21	671254127418
0388058	NH-710-AG	NPTF Inlet for GJ Tail 1" (Naval® Brass)	121.00	78.65	2.50	671254128477
0388044	NH-710-AGS	NPSM Inlet for GJ Tail 1" (Naval® Brass)	125.05	81.28	1.45	671254127371
0388045	NH-710-AGW	Whitworth Inlet for GJ Tail 1" (Naval® Brass)	119.80	77.87	1.30	671254127388
0388042	NH-710-AW	Whitworth Inlet for Adj Tail 1" (Naval® Brass)	105.05	68.28	1.25	671254127357
0388047	NH-725-AGW	Whitworth Inlet for GJ Tail 1" (Naval® Brass)	118.80	77.22	1.30	671254222038
0388017	NH-730-AG	NPTF Inlet for GJ Tail 1" (Naval® Brass)	121.00	78.65	2.50	671254210424
0388056	NH-730-AG	NPTF Inlet for GJ Tail 3/4" (Naval® Brass)	79.70	51.81	1.23	671254127630
0388046	NH-730-AGW	Whitworth Inlet for GJ Tail 1" (Naval® Brass)	96.40	62.66	2.50	671254127395
0388041	NH-730-AW	Whitworth Inlet for Adj Tail 1" (Naval® Brass)	95.55	62.11	1.44	671254127340
0317003PK	R-10	Cover Regal® RB	33.65	21.87	0.79	671254012783
0317004PK	R-10	Cover Regal® CP	38.05	24.73	0.87	671254012790
3317001	R-1001-A	Rebuild Kit Regal® 4.5 gpf/16.9 Lpf Closet	46.50	25.58	0.46	671254132429
3317002	R-1002-A	Rebuild Kit Regal® 1.5 gpf/5.7 Lpf Urinal	46.50	25.58	0.44	671254132436
3317003	R-1003-A	Rebuild Kit Regal® 3.5 gpf/13.2 Lpf Closet	46.50	25.58	0.46	671254132443
3317004	R-1004-A	Rebuild Kit Regal® 1.6 gpf/6.0 Lpf Closet	46.50	25.58	0.44	671254132450
3317005	R-1005-A	Rebuild Kit Regal® 1.0 gpf/3.8 Lpf Urinal	46.50	25.58	0.44	671254132467
3317020	R-1006-A	Rebuild Kit Regal® 1.28 gpf/4.8 Lpf Closet	46.50	25.58	0.44	67125446446
3308078	R-1008-A	Regal® 3/4" Flange Kit	50.30	32.70	0.22	671254124417
3308079	R-1009-A	Regal® 1-1/4" Flange Kit	50.30	32.70	0.31	671254124400
3308080	R-1010-A	Regal® 1-1/2" Flange Kit	50.30	32.70	0.30	671254124394
3317011	R-1011-A	Rebuild Kit Regal® 0.5 gpf/1.9 Lpf Urinal	46.50	25.58	0.44	671254132474
3317012	R-1012-A	Rebuild Kit Regal® 2.4 gpf/9.0 Lpf Closet	46.70	25.69	0.44	671254132481
3317026	R-1122-A	Tune Up Kit Regal 3.5 gpf/13.2 Lpf Closet	54.00	29.70	.50	67125444530
3317027	R-1121-A	Tune Up Kit Regal 1.6 gpf/6.0 Lpf Closet	54.00	29.70	.50	67125444529
3317028	R-1124-A	Tune Up Kit Regal 1.28 gpf/4.8 Lpf Closet	54.00	29.70	.50	67125444531
3317029	R-1128-A	Tune Up Kit Regal 1.5 gpf/5.7 Lpf Urinal	54.00	29.70	.50	67125444532
3317030	R-1127-A	Tune Up Kit Regal 1.0 gpf/3.8 Lpf Urinal	54.00	29.70	.50	67125444533
3317031	R-1126-A	Tune Up Kit Regal 0.5 gpf/1.9 Lpf Urinal	54.00	29.70	.50	67125444534



K-44



NH-710-AG



R-1008-A



SH-1

Code Number	Product Number	Description	List Price \$	MAPP Price \$	Est. Wt. (lbs.)	UPC Code
5319046	S-14-A	Molded Cup – Quantity Pack only (12/pack)	7.45	4.84	0.50	671254044647
5319049	S-14-AA	Crown/Naval® Closet/Urinal Washer Set – Quantity Pack only (6/pack)	21.50	13.98	0.40	671254044630
5319086	S-30	Gasket – Quantity Pack only (48/pack)	1.10	0.72	0.10	671254045330
0328001PK	SH-1	Body	18.30	11.90	0.35	671254014466
5328010	SH-1000-A	Gasket – Quantity Pack only (24/pack)	1.95	1.27	0.10	671254045552
4328467	SH-1001-A	O-Ring Kit Institutional	8.35	5.43	0.06	671254044364
4328466	SH-1002-A	Piston Assembly – Needle Spray	35.35	22.98	0.16	671254056534
4328287	SH-1004-A	Repair Kit for AC-11, AC-51 2.5 gpf/9.4 Lpf	23.60	15.34	0.04	671254044319
3328026	SH-1007-A	Ball Joint Coupling Assembly w/Volume Control	90.30	58.70	0.36	671254147768
4328469	SH-1008-A	Flow Control Conversion Kit	58.55	38.06	0.52	671254044388
4328471	SH-1009-A	Institutional Repair Kit	131.05	85.18	0.50	671254056541
4328210	SH-1010-A	Repair Kit 2.5 Flow Control for AC-450	49.40	32.11	0.15	671254277823
5328019	SH-406	Spring – Quantity Pack only (12/pack)	1.75	1.14	0.10	671254045545
0328373PK	SH-514	CP Screw Oval Head Allen 1/4" – 20	1.60	1.04	0.07	671254014824
5328336	SH-75	O-Ring – Quantity Pack only (12/pack)	1.45	0.94	0.02	671254045538
3378037	SV-37-A	Repair Kit Sloan flushometer 1.5 gpf/5.7 Lpf Urinal	54.95	35.72	0.31	671254339163
3378038	SV-38-A	Repair Kit Sloan flushometer 3.5 gpf/13.2 Lpf Closet	54.95	35.72	0.31	671254339170
3378041	SV-41-A	Repair Kit Sloan flushometer 1.6 gpf/6.0 Lpf Closet	54.95	35.72	0.31	671254339187
3378042	SV-42-A	Repair Kit Sloan flushometer 1.0 gpf/3.8 Lpf Urinal	54.95	35.72	0.31	671254339194
3378043	SV-43-A	Repair Kit Sloan flushometer 0.5 gpf/1.9 Lpf Urinal	54.95	35.72	0.31	671254339200
3378044	SV-44-A	Repair Kit Sloan flushometer 2.4 gpf/9.0 Lpf Closet	54.95	35.72	0.31	671254338876
3322079	V-101-A	Vacuum Breaker Repair Kit for V-100 Series	19.50	12.68	0.18	671254046177
0323011	V-500-A	Vacuum Breaker RB	40.80	26.52	0.51	671254013971
5323010	V-500-A	Vacuum Breaker CP – Quantity Pack only (6/pack)	37.10	24.12	3.06	671254045576
0323002	V-500-AA	Vacuum Breaker 1-1/4" x 10-1/2" CP	54.05	35.13	0.53	671254013902
0323004	V-500-AA	Vacuum Breaker 3/4" x 10-1/2" CP	51.55	33.51	0.62	671254013926
0323012	V-500-AA	Vacuum Breaker 1" x 9" CP	47.25	30.71	0.53	671254013988
0323013	V-500-AA	Vacuum Breaker 1-1/2" x 10-1/2" CP	54.05	35.13	0.65	671254013995
0323014	V-500-AA	Vacuum Breaker 1-1/2" x 13-1/2" CP	58.35	37.93	0.72	671254014008
0323015	V-500-AA	Vacuum Breaker 1-1/2" x 21-1/2" CP	66.60	43.29	1.30	671254014015
0323016	V-500-AA	Vacuum Breaker 1-1/2" x 24-1/2" CP	75.05	48.78	1.40	671254014022
0323017	V-500-AA	Vacuum Breaker 1-1/2" x 15" CP	60.65	39.42	0.87	671254014039
0323018	V-500-AA	Vacuum Breaker 1-1/4" x 13-1/2" CP	58.35	37.93	0.65	671254014046
0323020	V-500-AA	Vacuum Breaker 1-1/4" x 21-1/2" CP	70.25	45.66	1.02	671254014060
0323021	V-500-AA	Vacuum Breaker 1-1/2" x 26" CP	77.30	50.25	1.45	671254014077
0323026	V-500-AA	Vacuum Breaker 1-1/4" x 15" CP	60.65	39.42	0.72	671254014121
0323057	V-500-AA	Vacuum Breaker 1-1/2" x 32-1/2" CP	88.55	57.56	1.60	671254014176
0323142	V-500-AA	Vacuum Breaker 1-1/2" x 13-1/2" RB	52.80	34.32	0.72	671254014237
0323176	V-500-AA	Vacuum Breaker 1-1/2" x 17-1/2" RB	60.05	39.03	0.75	671254014244
0323177	V-500-AA	Vacuum Breaker 1-1/2" x 22" RB	64.90	42.19	1.30	671254014251
0323188	V-500-AA	Vacuum Breaker 1-1/2" x 11-1/2" RB	50.55	32.86	0.65	671254014282



SH-37



SH-406



V-101-A



V-500-AA

Code Number	Product Number	Description	List Price \$	MAPP Price \$	Est. Wt. (lbs.)	UPC Code
0323207	V-500-AA	Vacuum Breaker 1-1/2" x 6" RB	43.30	28.15	0.50	671254014299
0323208	V-500-AA	Vacuum Breaker 1-1/2" x 7-1/2" RB	46.05	29.93	0.51	671254014305
0323209	V-500-AA	Vacuum Breaker 1-1/2" x 30-1/2" RB	74.45	48.39	1.55	671254014312
0323210	V-500-AA	Vacuum Breaker 3/4" x 15" CP	64.55	41.96	0.87	671254014329
0323225	V-500-AA	Vacuum Breaker 1-1/2" x 22" – 1" Offset	215.35	139.98	1.30	671254014336
0323226	V-500-AA	Vacuum Breaker 1-1/2" x 25" – 1" Offset	222.95	144.92	1.30	671254014343
0323227	V-500-AA	Vacuum Breaker 1-1/2" x 22" – 1-1/2" Offset	215.35	139.98	1.30	671254014350
0323228	V-500-AA	Vacuum Breaker 1-1/2" x 25" – 1-1/2" Offset	225.25	146.41	1.45	671254014367
0323229	V-500-AA	Vacuum Breaker 1-1/2" x 22" – 2" Offset	215.35	139.98	1.45	671254014374
0323230	V-500-AA	Vacuum Breaker 1-1/2" x 25 – 2" Offset	222.95	144.92	1.45	671254014381
5323005	V-500-AA	Vacuum Breaker 3/4" x 9" CP – Quantity Pack only (6/pack)	37.10	24.12	0.60	671254045651
5323006	V-500-AA	Vacuum Breaker 1-1/4" x 9" CP – Quantity Pack only (6/pack)	37.10	24.12	0.50	671254045644
5323007	V-500-AA	Vacuum Breaker 1-1/2" x 9" CP – Quantity Pack only (6/pack)	37.10	24.12	0.50	671254045637
3323192	V-551-A	Vacuum Breaker Repair Kit	5.00	2.75	0.04	671254046184
0323120PK	V-553-A	Coupling CP	14.40	9.36	0.14	671254014206
0323369PK	V-572	Royal II® Coupling CP	21.70	14.11	0.26	671254269040
0393003	V-600-A	Vacuum Breaker CP	37.10	24.12	0.51	671254116771
0393008	V-600-AA	Vacuum Breaker 1-1/2" x 13-1/2" CP	58.35	37.93	0.69	671254116726
0393009	V-600-AA	Vacuum Breaker 1-1/2" x 21-1/2" CP	66.60	43.29	1.50	671254116719
0393010	V-600-AA	Vacuum Breaker 1-1/2" x 24-1/2" CP	75.05	48.78	1.28	671254116702
0393025	V-600-AA	Vacuum Breaker 1-1/2" x 22-13/16" CP – 1" Offset	215.35	139.98	1.54	671254116559
0393026	V-600-AA	Vacuum Breaker 1-1/2" x 25-13/16" CP – 1" Offset	222.95	144.92	1.55	671254116542
0393027	V-600-AA	Vacuum Breaker 1-1/2" x 22-5/8" CP – 1-1/2" Offset	215.35	139.98	1.54	671254116535
0393028	V-600-AA	Vacuum Breaker 1-1/2" x 25-5/8" CP – 1-1/2" Offset	222.95	144.92	1.50	671254116528
0393029	V-600-AA	Vacuum Breaker 1-1/2" x 22-1/2" CP – 2" Offset	215.35	139.98	1.43	671254116511
0393030	V-600-AA	Vacuum Breaker 1-1/2" x 25-1/2" CP – 2" Offset	222.95	144.92	1.50	671254116504
0393031	V-600-AA	Vacuum Breaker 1-1/2" x 15" CP	60.65	39.42	0.91	671254131095
0393038	V-600-AA	Vacuum Breaker 1-1/2" x 36" CP	109.15	70.95	1.90	671254131101
0393039	V-600-AA	Vacuum Breaker 1-1/4" x 13-1/2" CP	58.35	37.93	0.70	671254131118
0393045	V-600-AA	Vacuum Breaker 1-1/4" x 21-1/2" CP	70.25	45.66	1.12	671254131286
0393046	V-600-AA	Vacuum Breaker 3/4" x 10-1/2" CP	51.55	33.51	0.60	671254132573
0393047	V-600-AA	Vacuum Breaker 3/4" x 15" CP	64.55	41.96	0.77	671254132580
3393004	V-600-AA	Vacuum Breaker 3/4" x 9" – CP	37.10	24.12	0.80	671254145702
3393006	V-600-AA	Vacuum Breaker 1-1/4" x 9" – CP	37.10	24.12	0.60	671254145696
3393007	V-600-AA	Vacuum Breaker 1-1/2" x 9" – CP	37.10	24.12	0.65	671254145689
3393000	V-600-AA-BX	Vacuum Breaker 3/4" x 9" – CP – Boxed	37.10	24.12	0.71	671254267503
3393001	V-600-AA-BX	Vacuum Breaker 1-1/4" x 9" – CP – Boxed	37.10	24.12	0.70	671254267619
3393002	V-600-AA-BX	Vacuum Breaker 1-1/2" x 9" – CP – Boxed	37.10	24.12	0.72	671254267626
3323182	V-651-A	Vacuum Breaker Repair Kit	5.30	3.45	0.06	671254130715
3323183	V-651-A-BX	Vacuum Breaker Repair Kit – Boxed	5.50	3.03	0.10	671254267497
0322015PK	V-75	Inlet Adapter RC (Gem)	38.80	25.22	0.10	671254013650



V-572



V-600-AA



V-651-A




V-79

Code Number	Product Number	Description	List Price \$	MAPP Price \$	Est. Wt. (lbs.)	UPC Code
0322013	V-75-A	Inlet Adapter Kit CP (Royal® & Crown/Naval®)	38.80	25.22	0.15	671254013643
0322021PK	V-79	Inlet Adapter 3/4" RB	47.40	30.81	0.29	671254013667
0322026PK	V-79	Inlet Adapter 1" RB	47.40	30.81	0.36	671254013674
5322001	VBF-5	Gasket 1-1/2" – Quantity Pack only (48/pack)	0.95	0.62	0.10	671254045590
5322176	VBF-5	Gasket 1-1/4" – Quantity Pack only (24/pack)	1.15	0.75	0.03	671254045583
5334000	WB-1000-A	Screw Repair Kit – Quantity Pack only (6/pack)	3.45	2.24	0.02	671254263390
0372001PK	WES-1	3/4" CP Water Supply Inlet Cap	64.15	41.70	0.30	671254303164
0372002PK	WES-2	1" NPT Water Supply Inlet Cap	64.15	41.70	0.30	671254306660
1001520	WES-20	Waterfree Urinal Installation Kit	78.30	50.90	1.10	671254299153
3372003	WES-212A	UPPERCUT® Handle Retrofit Kit	90.80	59.02	0.50	671254314856
3372004	WES-213A	UPPERCUT® Handle Retrofit Kit with Handle and Diaphragm	128.65	83.62	1.50	671254314863
0372003PK	WES-3	1" WWT CP Water Supply Inlet Cap (Whitworth Thread)	12.50	8.13	0.30	671254303331
1001521	WES-31	Waterfree Urinal Plaque	16.90	10.99	0.03	671254299160
3372000	WES-4A	3/4" NPT Inlet Cap Kit – contains casing tube, flange assembly casing and water supply inlet cap.	78.90	51.29	0.50	671254305212
3372001	WES-5A	1" NPT Inlet Cap Kit – contains casing tube, flange assembly casing and water supply inlet cap.	40.15	26.10	0.50	671254304987
3372002	WES-6A	1" WWT Inlet Cap Kit (Whitworth Thread) – contains casing tube, flange assembly casing and water supply inlet cap.	81.25	52.81	0.50	671254304994
1001502	WES-7	T-Bar Cartridge Removal Tool	64.40	41.86	1.30	671254308893



VBF-5



WES-7



WES-20



WES-31

This page intentionally left blank.

Code Number	Product Number	Description	List Price \$	MAPP Price \$	Est. Wt. (lbs.)	UPC Code
Electronic Repair Parts and Kits						
5325128	EBV-101	Volume Regulator 2.4 gpf/9.0 Lpf Closets – Quantity Pack only (6/pack)	2.15	1.40	0.03	671254269583
3325089	EBV-1010-A	Inner Cover Repair Kit (contains EBV134, EBV145A and EBV14)	207.10	134.62	1.20	671254378957
3325814	EBV-1017-A	Handle Cap Solid	21.35	13.88	0.24	671254140196
3325001	EBV-1020-A	Flex-Tube Diaphragm Inside Parts Kit 1.6, 3.5, 4.5 Closet & 3.5 Urinals	72.80	47.32	0.27	671254263901
5325130	EBV-102-1	Volume Regulator 3.5 gpf/13.2 Lpf Closets/Urinals – Quantity Pack only (6/pack)	2.15	1.40	0.03	671254269590
3325014	EBV-1021-A	Flex-Tube Diaphragm Inside Parts Kit 2.4 Closet	72.80	47.32	0.27	671254263925
5325129	EBV-102-2	Volume Regulator 1.5 gpf/5.8 Lpf Urinals – Quantity Pack only (6/pack)	2.15	1.40	0.03	671254269606
3325000	EBV-1022-A	Flex-Tube Diaphragm Inside Parts Kit 1.0, 1.5 Urinal	72.80	47.32	0.27	671254263895
3325003	EBV-1023-A	Flex-Tube Diaphragm Inside Parts Kit 0.5 Urinal	72.80	47.32	0.27	671254263918
3325031	EBV-1024-A	Flex-Tube Diaphragm Inside Parts Kit 1.28 gpf Closet	72.80	47.32	0.24	671254358874
3325090	EBV-1025-A	Flex-Tube Diaphragm Inside Parts Kit 0.125/0.25 Urinal	72.80	47.32	0.24	671254373877
3325016	EBV-1033-A	Metal Cover Assembly w/Override Button for †Zurn® valve body Closet	176.40	114.66	1.65	671254127098
3325055	EBV-1042-A	Override Button Repair Kit	17.00	11.05	0.02	671254144248
3325450	EBV-129-A-C	G2 Electronic Module Only Closet	272.15	176.90	2.75	671254267879
3325451	EBV-129-A-U	G2 Electronic Module Only Urinal	272.15	176.90	2.75	671254267886
0325172	EBV-130-A	G2 Manual Override Button Assembly w/Screws and Hex wrench CP	50.40	32.76	0.15	671254267350
0325169	EBV-131	G2 Lens (Window)	14.30	9.30	0.04	671254267329
0325170	EBV-132-A	G2 Screws (2) Kit w/Hex Wrench	12.60	8.19	0.05	671254267336
0325171	EBV-134	G2 Cover Rest Plate	4.55	2.96	0.13	671254267343
3325453	EBV-136-A	G2 Solenoid	45.90	29.84	2.75	671254267909
0325160PK	EBV-138-A	G2 Complete Cover/Ring/Sensor Assembly – Closet	661.05	429.68	2.37	671254272378
0325160PK	EBV-139-A	G2 Complete Cover/Ring/Sensor Assembly – Urinal	661.05	429.68	2.38	671254272385
0325804PK	EBV-14	Locking Ring CP	42.40	27.56	0.32	671254140080
0325168	EBV-142-A	G2 Cover Assembly, Complete	177.75	115.54	0.50	671254267312
3325462	EBV-144-A	Solenoid – Old Style	45.90	29.84	2.50	671254269309
3325456	EBV-145-A	G2 Inner Cover Assembly	164.75	107.09	0.05	671254269231
0325176	EBV-146-A-C	G2 Module Assembly Universal Closet	407.00	264.55	2.50	671254268838
0325177	EBV-146-A-U	G2 Module Assembly Universal Urinal	407.00	264.55	2.50	671254268845
0325166	EBV-149-A	G2 Complete Cover/Ring/Sensor Assembly Closet – †Zurn®	661.05	429.68	2.37	671254267268
0325167	EBV-150-A	G2 Complete Cover/Ring/Sensor Assembly Urinal – †Zurn®	661.05	429.68	2.37	671254267275
5325813	EBV-18	Quad Ring – Quantity Pack only (12/pack)	1.30	0.85	0.03	671254141087
0325241	EBV-192-A	Repair Kit G2 Plastic Cover	97.55	63.41	0.20	671254342705
0325814	EBV-21-A	Inner Cover Assembly Old Style	164.15	106.70	0.73	671254140097
0305823	EBV-22	Strap wrench	10.90	7.09	0.07	671254057401
3325524	EBV-31-A	†Zurn® Locking Ring	48.70	31.66	0.42	671254140103
3325012	EBV-55-A	Metal Cover Assembly (Urinal) (Not for use w/G2)	154.25	100.26	1.65	671254126077



EBV-1020-A

†The brands and/or products names referenced herein may be subject to trademark rights of their respective owners. Use of the brands and names is for identification purposes only and does not imply affiliation with or endorsement by Sloan.

Pricing subject to change without notice. For most current pricing, refer to online price sheets at www.sloan.com

Code Number	Product Number	Description	List Price \$	MAPP Price \$	Est. Wt. (lbs.)	UPC Code
3325013	EBV-60-A	Metal Cover Assembly W/Override Button (Water Closet) (Not for use w/G2)	176.40	114.66	1.68	671254126138
5325011	EBV-67	Gasket – Quantity Pack only (12/pack)	4.70	3.06	0.02	671254214873
5325122	EBV-95	Volume Regulator 1.6 gpf/6.0 Lpf or 1.0 gpf/3.8 Lpf Closets/Urinals - Quantity Pack only (6/pack)	2.15	1.40	0.03	671254269576
0325246	EBV-191-A	Cover W/button assy Repair, Sloan ECOS® Dual-Flush Closet	101.15	65.75	2.40	671254353466
0325247	EBV-196-A	Electric Module Repair, Sloan ECOS® Dual-Flush Closet	304.75	198.09	0.50	671254352513
0325300PK	EBV-304-A	Cover/Sensor/Assembly – Closet SOLIS® Electronic Single Button Flush	723.90	470.54	2.50	671254349315
0325301PK	EBV-306-A	Cover/Sensor/Assembly – Urinal SOLIS® Electronic Single Button	723.90	470.54	2.50	671254378407
0325309	EBV-309-A	Cover Assembly – SOLIS® Electronic Single Button Flush	212.60	138.19	1.0	671254368002
0325311	EBV-311-A	Cover Assembly – SOLIS® Electronic Dual-Flush	237.20	154.18	1.0	671254368415
0325312	EBV-312-A-C	Sensor Assembly SOLIS® – Water Closet – Single Flush	409.45	266.14	0.50	671254368422
0325313	EBV-312-A-U	Sensor Assembly SOLIS® – Urinal	409.45	266.14	0.50	671254368439
0325320	EBV-320-A	Cover/Sensor/Assembly (†Zurn®) – Closet SOLIS® Electronic Single Button Flush	645.00	419.25	2.50	671254476622
0325321	EBV-321-A	Cover/Sensor/Assembly (†Zurn®) – Urinal SOLIS® Electronic Single Button	645.00	419.25	2.50	671254476639
0325341	EBV-341-A	Cover/Sensor/Assembly – Urinal ECOS® Electronic Single Button 0.25/0.5	683.95	444.57	2.50	671254385924
0325389	EBV-381-A	Cover/Sensor/Assembly – Urinal ECOS® Electronic Single Button 0.125	704.00	457.60	2.50	671254424487
0325394	EBV-385-A	Cover/Sensor/Assembly – Urinal SOLIS® Electronic Single Button 0.125	723.90	470.54	2.50	671254424838
0325395PK	EBV-386-A	Electronic Sensor Module- ECOS 0.125	304.75	198.09	0.50	671254424852
0325396	EBV-387-A	Electronic Sensor Module- ECOS 0.25	304.75	198.09	0.50	671254424869
0325397	EBV-388-A	Electronic Sensor Module- SOLIS 0.125	409.45	266.14	0.50	671254424876
3305170	EL-1005-A	Exposed Urinal Accessory Kit CP	466.50	303.23	0.41	671254069053
0305125PK	EL-101	Solenoid Nut CP	30.90	20.09	0.03	671254004559
0305126	EL-102-1	Name Plate 120V AC	1.95	1.27	0.01	671254004566
0305127PK	EL-102-2	Name Plate 24V AC	1.95	1.27	0.01	671254004573
0305132PK	EL-104	Adapter CP	48.30	31.40	0.07	671254004627
0305135	EL-110	O-Ring 1-1/8X1-1/4X1/16	1.20	0.78	0.01	671254004641
3345013	EL-1101-A	Solenoid Royal® Repair Kit (1.6/6 Lpf) Closet	84.35	54.83	0.48	671254203174
3345014	EL-1102-A	Solenoid Royal® Repair Kit (3.5/13.2 Lpf) Closet	84.35	54.83	0.48	671254203181
3345015	EL-1103-A	Solenoid Royal® Repair Kit (2.4 gpf/9.0 Lpf) Closet	84.35	54.83	0.48	671254203198
3345016	EL-1106-A	Solenoid Royal® Repair Kit (0.5 gpf/1.9 Lpf) Urinal	84.35	54.83	0.48	671254203204
3345017	EL-1107-A	Solenoid Royal® Repair Kit (1.0 gpf/3.8 Lpf) Urinal	84.35	54.83	0.48	671254203211
3345018	EL-1108-A	Solenoid Royal® Repair Kit (1.5 gpf/5.7 Lpf) Urinal	84.35	54.83	0.48	671254203228
0305328	EL-124-1	CP Solenoid Assembly 120V	291.80	189.67	1.00	671254221215
0305329	EL-124-2	CP Solenoid Assembly 24V	291.80	189.67	1.00	671254211810



EBV-129-A-C



EBV-136-A



EBV-145-A



EBV-31-A

†The brands and/or products names referenced herein may be subject to trademark rights of their respective owners. Use of the brands and names is for identification purposes only and does not imply affiliation with or endorsement by Sloan.


Pricing subject to change without notice. For most current pricing, refer to online price sheets at www.sloan.com

Code Number	Product Number	Description	List Price \$	MAPP Price \$	Est. Wt. (lbs.)	UPC Code
0305201PK	EL-126	#8-32" Hex Nut (4 Required)	0.90	0.59	0.25	671254221765
0305202PK	EL-127	#8 Internal Tooth Lock Washer (4 Required)	0.90	0.59	0.02	671254221772
3305043	EL-128-A	Actuator Cartridge	44.20	28.73	0.07	671254045859
0305330	EL-138-1	RB Solenoid Assembly 120V	291.80	189.67	1.00	671254005006
0305331	EL-138-2	RB Solenoid Assembly 24V	291.80	189.67	1.00	671254005013
0305324	EL-141-A	Over Ride Switch Assembly	40.55	26.36	0.10	671254004993
3305620	EL-1500	Sensor – Urinal	382.75	248.79	0.12	671254119376
3305621	EL-1500-L	Sensor – Closet	382.75	248.79	0.12	671254119383
3305622	EL-1500-LL	Sensor – Lav	379.10	246.42	0.12	671254119390
3305623	EL-1500-LLT	Sensor – Lav w/Timeout	379.10	246.42	0.12	671254119406
0305151PK	EL-151	Sensor Plate (for Exposed Urinals) CP	69.65	45.27	0.20	671254004719
0305152PK	EL-152	Hex Socket Screw CP	2.15	1.40	0.01	671254045804
0305161PK	EL-161	Sensor Plate (for Concealed Urinals) CP	69.65	45.27	0.23	671254045811
0305164PK	EL-162	Coil Housing CP	67.60	43.94	0.09	671254004771
0305165PK	EL-163-A	Solenoid Plunger Assembly	66.20	43.03	0.40	671254045828
0305166PK	EL-164	Flux Plate CP	18.90	12.29	0.06	671254004795
0305119PK	EL-165-1	Solenoid Coil 120V AC	35.05	22.78	0.31	671254004542
0305118PK	EL-165-2	Solenoid Coil 24V AC	35.05	22.78	0.31	671254004535
0305167PK	EL-166	Solenoid Nut RB	2.15	1.40	0.01	671254004801
0305323	EL-168-A	Yoke Assembly	8.00	5.20	0.03	671254045842
0305163	EL-172-A	Button Assembly	138.40	89.96	0.75	671254004764
0305139	EL-176-A	Flange Assembly CP	19.65	12.77	0.12	671254004658
0305190PK	EL-190-A	Handle Adapter	45.20	29.38	0.12	671254004887
3305158	EL-191-ALS	Kit Wall Box W/Optima Urinal Less Sensor	527.80	343.07	11.86	671254385122
3305160	EL-192-ALS	Kit Wall Box W/Optima Closet Less Sensor	527.80	343.07	11.74	671254385115
3305178	EL-191-A	Kit Wall Box W/Optima F/Urinal SS	898.75	584.19	11.86	671254040564
3305180	EL-192-A	Kit Wall Box W/Optima F/Closet SS	898.75	584.19	11.74	671254069121
0305206	EL-196	Electrical Box 4 Sq x 1-1/2 Deep	16.00	10.40	0.71	671254274020
0305207	EL-197	Elect Box Mud Ring 4 Sq x 3/4	14.80	9.62	0.21	671254274037
0305219PK	EL-201	Sensor Plate (for Closets) CP	69.65	45.27	0.21	671254045835
0305148	EL-227	Solenoid Spanner Wrench	72.40	47.06	0.81	671254004696
0305768	EL-310-A	Spout Mounting Kit (ELF-10 and ESF-20 Only)	29.45	19.14	0.19	671254056947
0305946PK	EL-3500-A	Microphone Sensor Assembly	177.30	115.25	0.38	671254146198
0345150	EL-431-A	Flange Assembly 24V CP	25.30	16.45	0.17	671254224810

†The brands and/or products names referenced herein may be subject to trademark rights of their respective owners. Use of the brands and names is for identification purposes only and does not imply affiliation with or endorsement by Sloan.

Pricing subject to change without notice. For most current pricing, refer to online price sheets at www.sloan.com

Code Number	Product Number	Description	List Price \$	MAPP Price \$	Est. Wt. (lbs.)	UPC Code
3305104	EL-595-A	CP Closet Sensor Wall Plate Kit	594.60	386.49	0.50	671254350106
3305105	EL-625-A	CP Closet Single Hole Wall Plate Kit	91.00	59.15	0.50	671254330511
3305107	EL-635A	CP Closet Sensor Wall Plate Kit (Exposed/Concealed TMO)	553.15	359.55		671254373068
3305100	EL-640-A	CP Urinal Sensor Wall Plate Kit (Exposed)	545.60	354.64	0.50	671254350045
3305101	EL-645-A	CP Urinal Sensor Wall Plate Kit (Exposed/Concealed TMO)	553.15	359.55	0.50	671254350052
3345078	EL-655-A	Wall Plate Kit for Small Wall Box Closet	777.90	505.64	4.50	671254370821
3345079	EL-660-A	Wall Plate Kit for Small Wall Box Urinal W/Override	777.90	505.64	4.50	671254370838
0372033	WES-23-A	Button Cover ASM w/Screws Sloan ECOS® Dual-Flush Closet	53.70	34.91	1.00	671254341586
0372055PK	WES-55-A	Cover/Ring/Sensor Assembly Sloan ECOS® Dual-Flush Closet CP	704.00	457.60	2.37	671254341579
0372024PK	WES-24-A	Cover/Sensor/Assembly – Closet SOLIS® Electronic Dual-Flush	723.90	470.54	2.50	671254378452
0372038	WES-33-AC	Sensor Assembly SOLIS® – Water Closet Dual-Flush	445.65	289.67	0.50	671254368446
3325506	EBV-505-A	Guide Bushing Asm Kit - Dual Flush Side Mount	5.20	3.38	0.20	671254413559
3325507	EBV-570-A	Guide Bushing Assy Straight - Single Flush Side Mount	5.20	3.38	0.20	671254412682
3340053	GBL-1037-A	CX Piston Repair Kit 1.6 gpf		49.55	0.60	671254574298
33400079	GBL-1098-A	CX Piston Repair Kit 1.28 gpf		49.55	0.09	671254574298
3340055	GBL-1039-A	CX Piston Repair Kit 0.5 gpf		49.55	0.60	671254492714
3340056	GBL-1040-A	CX Piston Repair Kit 0.25 gpf		49.55	0.12	671254492721
33400078	GBL-1096-A	CX/TRF Solenoid Repair Kit		97.75	0.10	671254567740
33400026	GBL-1056-A	CX Electric Override Button Repair Kit		32.05	0.13	671254515314
33400069	GBL-219-A	CX Closet Sensor Repair Kit		257.00	2.36	671254563155
33400071	GBL-220-A	CX Urinal Sensor Repair Kit		257.00	2.36	671254563162



EL-1005-A



EL-141-A



EL-172-A



EL-190-A

†The brands and/or products names referenced herein may be subject to trademark rights of their respective owners. Use of the brands and names is for identification purposes only and does not imply affiliation with or endorsement by Sloan.

Pricing subject to change without notice. For most current pricing, refer to online price sheets at www.sloan.com

Code Number	Product Number	Finish	List Price \$	MAPP Price \$	Est. Wt. (lbs.)	UPC Code
-------------	----------------	--------	---------------	---------------	-----------------	----------

Sloan Special Finish Price Sheet

Below is the Sloan standard Special Finish offering. These products do not have a minimum order quantity and are typically in inventory, ready to ship. If you'd like something that's not on this list please reach out to Sloan Customer Service for estimated lead times and minimum order quantities for special requests.

Faucets - Brushed Stainless

3324482	EFX250.000.000	PVDSF	1,347.90	787.41	5.00	671254446151
3324468	EFX250.500.000	PVDSF	1,418.80	828.85	5.00	671254438705
3315193BT	EBF650 BATTERY FAUCET	PVDSF	1,295.70	771.26	6.37	671254468610
3365657BT	ETF600-P ELECTRONIC FAUCET	PVDSF	1,390.15	827.48	6.97	671254468658
3335092	EAF275-ISM BATTERY FAUCET W/MIX	PVDSF	1,350.15	819.29	5.00	671254399488
3315392BT	EBF-415-BAT-TEE-SF-0.5GPM-MLM-IR-BT-FCT	PVDSF	1,310.40	780.03	5.00	671254492257
3315391BT	EBF-425-BAT-TEE-SF-0.5GPM-MLM-IR-BT-FCT	PVDSF	1,310.40	780.03	5.00	671254492172
3365805BT	ETF-410-PLG-TEE-SF-0.5GPM-MLM-IR-BT-FCT	PVDSF	1,449.50	862.81	5.00	671254501126
3365829BT	ETF-420-PLG-TEE-SF-0.5GPM-MLM-IR-BT-FCT	PVDSF	1,449.50	862.81	5.00	671254500013
3315448BT	EBF815-BAT-SF-0.5-GPM-MLM-FCT	PVDSF	1,425.10	926.32	7.40	671254566057
3365841BT	ETF810-PLG-SF-0.5-GPM-MLM-FCT	PVDSF	1,594.90	1,036.69	7.40	671254565777
3315464BT	EBF825-BAT-SF-0.5-GPM-MLM-FCT	PVDSF	1,506.10	978.97	7.40	671254565890
3365853BT	ETF820-PLG-SF-0.5-GPM-MLM-FCT	PVDSF	1,594.90	1,036.69	7.40	671254565654
3324141	EFX20A BASE PLATE KIT (4" CENTERSET)	PVDSF	116.30	68.90	1.00	671254446052
3324143	EFX26A BASE PLATE KIT (8" CENTERSET)	PVDSF	135.60	80.34	1.00	671254446106
3365521	ETF312A TRIM PLATE KIT 4 IN CENT 1 HL	PVDSF	73.20	43.78	0.20	671254453708
3365151	ETF510A TRIM PLATE KIT 8 IN CENT 1 HL	PVDSF	133.60	79.92	0.53	671254230354

Flushometers -Brushed Stainless

3510011	ROYAL 111 1.6 gpf	PVDSF	1,018.85	636.77	7.20	671254061163
3510120	ROYAL 111 1.28 gpf	PVDSF	1,018.85	636.77	7.20	671254392564
3450001	ROYAL 111 ESS 1.6 gpf	PVDSF	1,687.05	1,039.42	9.04	671254203976
3450017	ROYAL 111 ESS 1.28 gpf	PVDSF	1,687.05	1,039.42	9.04	671254406353
3450081	ROYAL 111 ESS TMO 1.6 gpf	PVDSF	1,740.80	1,072.53	9.04	671254449237
3450021	ROYAL 111 ESS TMO 1.28 gpf	PVDSF	1,740.80	1,072.53	9.04	671254452220
3250450	G2 8111 1.6 gpf	PVDSF	1,618.15	987.58	8.85	671254278271
32503022	G2 8111-BT 1.6 gpf	PVDSF	1,659.20	1,012.64	8.85	671254549548
3250320	G2 8111 1.28 gpf	PVDSF	1,618.15	987.58	8.85	671254369726
32503027	G2 8111-BT 1.28 gpf	PVDSF	1,659.20	1,012.64	8.85	671254549845
3370462	ECOS 8111-1.1	PVDSF	1,629.65	994.60	8.66	671254505421
33704032	ECOS 8111-BT 1.1 gpf	PVDSF	1,670.45	1,019.53	8.66	671254545809
3370411	ECOS 8111-1.6/1.1 gpf	PVDSF	1,629.65	994.60	8.66	671254378186
33704023	ECOS 8111-BT 1.6/1.1 gpf	PVDSF	1,670.45	1,019.53	8.66	671254544758
33704028	ECOS 8111-BT 1.28/1.1 gpf	PVDSF	1,670.45	1,019.53	8.66	671254545007
33704035	ECOS 8111-BT 1.28 gpf	PVDSF	1,670.45	1,019.53	8.66	671254545557
3370025	SOLIS 8111 1.6 gpf	PVDSF	1,652.30	1,008.44	8.64	671254382237
3370043	SOLIS 8111 1.28 gpf	PVDSF	1,652.30	1,008.44	8.64	671254402270
3370030	SOLIS 8111-1.6/1.1 gpf	PVDSF	1,652.30	1,008.44	8.64	671254387447
3512636	ROYAL 186 1.0 gpf	PVDSF	1,018.85	636.77	6.86	671254122949
3512650	ROYAL 186 0.5 gpf	PVDSF	1,018.85	636.77	6.86	671254309081
3912732	ROYAL 186-0.125 gpf	PVDSF	1,018.85	636.77	6.86	671254431331
3452607	ROYAL 186 ESS 1.0 gpf	PVDSF	1,664.35	1,025.41	8.54	671254220515
3452633	ROYAL 186 ESS 0.5 gpf	PVDSF	1,664.35	1,025.41	8.54	671254452329
3452628	ROYAL 186 ESS 0.125 gpf	PVDSF	1,664.30	1,025.38	8.54	671254406360

Note: Only items on this price list are available in Special Finishes with no minimum order quantity. Items not on this list are subject to advanced PLM approval.

Minimum order quantities, extended lead times and custom order terms including cancellation and restocking fees.

Pricing subject to change without notice. For most current pricing, refer to online price sheets at www.sloan.com

Code Number	Product Number	Finish	List Price \$	MAPP Price \$	Est. Wt. (lbs.)	UPC Code
Flushometers -Brushed Stainless - continued						
3452658	ROYAL 186 ESS TMO 1.0 gpf	PVDSF	1,717.95	1,058.43	8.54	671254452497
3452654	ROYAL 186 ESS TMO 0.5 gpf	PVDSF	1,717.95	1,058.43	8.54	671254452473
3452651	ROYAL 186 ESS TMO 0.125 gpf	PVDSF	1,717.95	1,058.43	8.54	671254452435
3250447	G2 8186 1.0 gpf	PVDSF	1,618.15	987.58	8.62	671254276796
32503009	G2 8186-BT 1.0 gpf	PVDSF	1,659.20	1,012.64	8.62	671254548299
3250299	G2 8186 0.5 gpf	PVDSF	1,618.15	987.58	8.62	671254357549
32503015	G2 8186-BT 0.5 gpf	PVDSF	1,659.20	1,012.64	8.62	671254548541
3370445	ECOS 8186 0.5 gpf	PVDSF	1,629.65	994.60	8.62	671254386747
33704005	ECOS 8186-BT 0.5 gpf	PVDSF	1,670.45	1,019.53	8.62	671254546509
33704016	ECOS 8186-BT 0.25 gpf	PVDSF	1,670.45	1,019.53	8.62	671254546752
3370415	ECOS 8186 OR 0.125 gpf	PVDSF	1,629.65	994.60	8.62	671254380981
33704011	ECOS 8186-BT 0.125 gpf	PVDSF	1,670.45	1,019.53	8.62	671254547001
3370018	SOLIS 8186 1.0 gpf	PVDSF	1,652.30	1,008.44	8.31	671254382220
3370086	SOLIS 8186 0.5 gpf	PVDSF	1,652.30	1,008.44	8.20	671254452558
3370077	SOLIS 8186 0.25 gpf	PVDSF	1,652.30	1,008.44	8.31	671254426658
3370054	SOLIS 8186 0.125 gpf	PVDSF	1,652.30	1,008.44	8.31	671254417014
3400204	CX 158 1.6 gpf	PVDSF	513.45	310.12	5.00	671254476455
3400205	CX 158 1.28 gpf	PVDSF	513.45	310.12	5.00	671254476462
3400206	CX 198 0.5 gpf	PVDSF	513.45	310.12	5.00	671254476479
3400207	CX 198 0.25 gpf	PVDSF	513.45	310.12	5.00	671254476486
3400221	CX 198 0.125 gpf	PVDSF	513.45	310.12	5.00	671254491250
3400304	CX 8158 1.6 gpf	PVDSF	1,676.20	1,002.95	5.00	671254478244
3400305	CX 8158 1.28 gpf	PVDSF	1,676.20	1,002.95	5.00	671254478251
3400334	CX 8154 1.6 gpf	PVDSF	1,716.35	1,027.00	5.00	671254482807
3400337	CX 8154 1.28 gpf	PVDSF	1,716.35	1,027.00	5.00	671254511255
3400306	CX 8198 0.5 gpf	PVDSF	1,676.20	1,002.95	5.00	671254478268
3400307	CX 8198 0.25 gpf	PVDSF	1,676.20	1,002.95	5.00	671254480469
3400321	CX 8198 0.125 gpf	PVDSF	1,676.20	1,002.95	5.00	671254491304
Soap Dispensers - Brushed Stainless						
3346082	ESD 400 BASYS Soap Dispenser	PVDSF	1,167.65	688.55	6.85	671254455702
3346141	ESD 500 BASYS Soap Dispenser with Soap	PVDSF	1,096.80	646.75	13.70	671254482821
3346143	ESD 600 Soap Dispenser with Soap	PVDSF	854.45	503.85	13.52	671254482852
3346142	ESD 2000 Soap Dispenser with Soap	PVDSF	1,073.30	632.91	13.75	671254482883
3346164	ESD-410 Soap Dispenser with Soap	PVDSF	1,096.75	646.72	6.85	671254503700
3346170	ESD-420 Soap Dispenser with Soap	PVDSF	1,096.75	646.72	6.85	671254503656
Sinks - Brushed Stainless						
	AD-81000 - One Station Sink, Enclosure, Special Finish Hand Dryer	PVDSF	Call Sales Rep for pricing or go to configurator.sloan.com			
	AD-82000 - Two Station Sink, Enclosure, Special Finish Hand Dryer	PVDSF	Call Sales Rep for pricing or go to configurator.sloan.com			
	AD-83000 - Three Station Sink, Enclosure, Special Finish Hand Dryer	PVDSF	Call Sales Rep for Pricing or go to configurator.sloan.com			
	AD-84000 - Four Station Sink, Enclosure, Special Finish Hand Dryer	PVDSF	Call Sales Rep for Pricing or go to configurator.sloan.com			

Note: Only items on this price list are available in Special Finishes with no minimum order quantity. Items not on this list are subject to advanced PLM approval.

Minimum order quantities, extended lead times and custom order terms including cancellation and restocking fees.

Pricing subject to change without notice. For most current pricing, refer to online price sheets at www.sloan.com

Code Number	Product Number	Finish	List Price \$	MAPP Price \$	Est. Wt. (lbs.)	UPC Code
Faucets - Brushed Nickel						
3324478	EFX250.000.000	PVDBN	1,347.90	787.41	5.00	671254444676
3324480	EFX250.500.000	PVDBN	1,418.80	828.85	5.00	6712544446137
3315249BT	EBF650 BATTERY FAUCET	PVDBN	1,295.70	771.26	6.37	671254468597
3365697BT	ETF600-P ELECTRONIC FAUCET	PVDBN	1,362.25	810.88	6.97	671254468634
3335070	EAF275-ISM CP BATTERY FAUCET W/MIX	PVDBN	1,350.15	819.29	5.00	671254339538
3315396BT	EBF-415-BAT-TEE-BN-0.5GPM-MLM-IR-BT-FCT	PVDBN	1,310.40	780.03	5.00	671254492271
3365800BT	ETF-410-PLG-TEE-BN-0.5GPM-MLM-IR-BT-FCT	PVDBN	1,449.50	862.81	5.00	671254501133
3315395BT	EBF-425-BAT-TEE-BN-0.5GPM-MLM-IR-BT-FCT	PVDBN	1,310.40	780.03	5.00	671254492196
3365824BT	ETF-420-PLG-TEE-BN-0.5GPM-MLM-IR-BT-FCT	PVDBN	1,449.50	862.81	5.00	671254500037
3315439BT	EBF815-BAT-BN-0.5-GPM-MLM-FCT	PVDBN	1,188.80	772.72	5.00	671254566149
3365832BT	ETF810-PLG-BN-0.5-GPM-MLM-FCT	PVDBN	1,594.90	1,036.69	5.00	671254565869
3315455BT	EBF825-BAT-BN-0.5-GPM-MLM-FCT	PVDBN	1,506.10	978.97	5.00	671254565982
3365844BT	ETF820-PLG-BN-0.5-GPM-MLM-FCT	PVDBN	1,594.90	1,036.69	5.00	671254565746
3365697BT	ETF-600-PLG-TEE-BN-0.5GPM-MLM-IR-BT-FCT	PVDBN	1,362.25	810.88	5.00	671254468634
3315249BT	EBF-650-BAT-TEE-BN-0.5GPM-MLM-IR-BT-FCT	PVDBN	1,295.70	771.26	5.00	671254468597
3324142	EFX20A BASE PLATE KIT (4" CENTERSET)	PVDBN	116.30	68.90	1.00	671254446090
3324144	EFX26A BASE PLATE KIT (8" CENTERSET)	PVDBN	135.60	80.34	1.00	671254446113
3365465	ETF312A TRIM PLATE KIT 4 IN CENT 1 HL	PVDBN	73.20	43.78	0.20	671254238336
3365582	ETF510A TRIM PLATE KIT 8 IN CENT 1 HL	PVDBN	133.60	79.92	0.53	671254307926

Note: Only items on this price list are available in Special Finishes with no minimum order quantity. Items not on this list are subject to advanced PLM approval. Minimum order quantities, extended lead times and custom order terms including cancellation and restocking fees.

Pricing subject to change without notice. For most current pricing, refer to online price sheets at www.sloan.com

Code Number	Product Number	Finish	List Price \$	MAPP Price \$	Est. Wt. (lbs.)	UPC Code
Flushometers - Brushed Nickel						
3910070	ROYAL 111 1.6 gpf	PVDBN	1,018.85	636.77	7.20	671254229754
3910134	ROYAL 111 1.28 gpf	PVDBN	1,018.85	636.77	7.20	671254402546
3450008	ROYAL 111 ESS 1.6 gpf	PVDBN	1,687.05	1,039.42	9.04	671254269897
3450018	ROYAL 111 ESS 1.28 gpf	PVDBN	1,687.05	1,039.42	9.04	671254410121
3450082	ROYAL 111 ESS TMO 1.6 gpf	PVDBN	1,740.80	1,072.53	9.04	671254452213
3450022	ROYAL 111 ESS TMO 1.28 gpf	PVDBN	1,740.80	1,072.53	9.04	671254452237
3250449	G2 8111 1.6 gpf	PVDBN	1,618.15	987.58	8.85	671254277724
32503001	G2 8111-BT 1.6 gpf	PVDBN	1,659.20	1,012.64	8.85	671254549647
3250348	G2 8111 1.28 gpf	PVDBN	1,618.15	987.58	8.85	671254393103
32503025	G2 8111-BT 1.28 gpf	PVDBN	1,659.20	1,012.64	8.85	671254549746
3370409	ECOS 8111 1.6/1.1 gpf	PVDBN	1,629.65	994.60	8.66	671254357365
33704019	ECOS 8111-BT 1.6/1.1 gpf	PVDBN	1,670.45	1,019.53	8.66	671254544604
33704025	ECOS 8111-BT 1.28/1.1 gpf	PVDBN	1,670.45	1,019.53	8.66	671254544857
33704034	ECOS 8111-BT 1.28 gpf	PVDBN	1,670.45	1,019.53	8.66	671254545502
33704039	ECOS 8111-BT 1.1 gpf	PVDBN	1,670.45	1,019.53	8.66	671254545755
3370079	SOLIS 8111 1.6 gpf	PVDBN	1,652.30	1,008.44	8.64	671254453173
3370053	SOLIS 8111 1.28 gpf	PVDBN	1,652.30	1,008.44	8.64	671254414440
3370008	SOLIS 8111-1.6/1.1gpf	PVDBN	1,652.30	1,008.44	8.64	671254353121
3912660	ROYAL 186 1.0 gpf	PVDBN	1,018.85	636.77	6.86	671254229761
3912623	ROYAL 186 0.5 gpf	PVDBN	1,018.85	636.77	6.86	671254338166
3912728	ROYAL 186-0.125 gpf	PVDBN	1,018.85	636.77	6.86	671254405806
3452617	ROYAL 186 ESS 1.0 gpf	PVDBN	1,664.35	1,025.41	8.54	671254278950
3452634	ROYAL 186 ESS 0.5 gpf	PVDBN	1,664.35	1,025.41	8.54	671254452336
3452638	ROYAL 186 ESS 0.125 gpf	PVDBN	1,664.35	1,025.41	8.54	671254452381
3452649	ROYAL 186 ESS TMO 1.0 gpf	PVDBN	1,717.95	1,058.43	8.54	671254452428
3452648	ROYAL 186 ESS TMO 0.5 gpf	PVDBN	1,717.95	1,058.43	8.54	671254452404
3452646	ROYAL 186 ESS TMO 0.125 gpf	PVDBN	1,717.95	1,058.43	8.54	671254452398
3250452	G2 8186 1.0 gpf	PVDBN	1,618.15	987.58	8.62	671254300422
32503007	G2 8186-BT 1.0 gpf	PVDBN	1,659.20	1,012.64	8.62	671254548190
3250310	G2 8186 0.5 gpf	PVDBN	1,618.15	987.58	8.62	671254367951
32503013	G2 8186-BT 0.5 gpf	PVDBN	1,659.20	1,012.64	8.62	671254548442
3370436	ECOS 8186 0.5 gpf	PVDBN	1,629.65	994.60	8.62	671254393837
33704004	ECOS 8186-BT 0.5 gpf	PVDBN	1,670.45	1,019.53	8.62	671254546400
33704014	ECOS 8186-BT 0.25 gpf	PVDBN	1,670.45	1,019.53	8.62	671254546653
3370438	ECOS 8186 OR 0.125 gpf	PVDBN	1,629.65	994.60	8.62	671254401266
33704008	ECOS 8186-BT 0.125 gpf	PVDBN	1,670.45	1,019.53	8.62	671254546905
3370087	SOLIS 8186 1.0 gpf	PVDBN	1,652.30	1,008.44	8.31	671254452565
3370039	SOLIS 8186 0.5 gpf	PVDBN	1,652.30	1,008.44	8.31	671254395657
3370083	SOLIS 8186-0.125 gpf	PVDBN	1,652.30	1,008.44	8.31	671254452534
3400208	CX 158 1.6 gpf	PVDBN	513.45	310.12	5.00	671254478138
3400209	CX 158 1.28 gpf	PVDBN	513.45	310.12	5.00	—
3400210	CX 198 0.5 gpf	PVDBN	513.45	310.12	5.00	671254478145
3400211	CX 198 0.25 gpf	PVDBN	513.45	310.12	5.00	671254478152
3400222	CX 198 0.125 gpf	PVDBN	513.45	310.12	5.00	671254491267
3400308	CX 8158 1.6 gpf	PVDBN	1,676.20	1,002.95	5.00	671254480452
3400309	CX 8158 1.28 gpf	PVDBN	1,676.20	1,002.95	5.00	671254478275
3400336	CX 8154 1.28 gpf	PVDBN	1,716.35	1,027.00	5.00	671254506039
3400310	CX 8198 0.5 gpf	PVDBN	1,676.20	1,002.95	5.00	671254480476
3400311	CX 8198 0.25 gpf	PVDBN	1,676.20	1,002.95	5.00	671254480483
3400322	CX 8198 0.125 gpf	PVDBN	1,676.20	1,002.95	5.00	671254491311

Note: Only items on this price list are available in Special Finishes with no minimum order quantity. Items not on this list are subject to advanced PLM approval.

Minimum order quantities, extended lead times and custom order terms including cancellation and restocking fees.

Pricing subject to change without notice. For most current pricing, refer to online price sheets at www.sloan.com

Code Number	Product Number	Finish	List Price \$	MAPP Price \$	Est. Wt. (lbs.)	UPC Code
Soap Dispensers - Brushed Nickel						
3346081	ESD 400 BASYS Soap Dispenser	PVDBN	1,167.65	688.55	6.85	671254458123
3346138	ESD 500 BASYS Soap Dispenser with Soap	PVDBN	1,096.80	646.75	13.70	671254482838
3346140	ESD 600 Soap Dispenser with Soap	PVDBN	854.45	503.85	13.52	671254482869
3346139	ESD 2000 Soap Dispenser with Soap	PVDBN	1,073.30	632.91	13.75	671254482890
3346163	ESD-410 Soap Dispenser with Soap	PVDBN	1,096.75	646.72	6.85	671254503717
3346169	ESD-420 Soap Dispenser with Soap	PVDBN	1,096.75	646.72	6.85	671254503663
Hand Dryers - Brushed Nickel						
3366105	EHD 501 ECO 110-120V 4.3-4.5A	PVDBN	1,228.20	724.23	13.00	671254475649
3366106	EHD 501 ECO HEPA 110-120V 4.3-4.5A	PVDBN	1,661.25	979.58	13.00	671254475656
3366116	EHD 502 ECO 208-277V 2.0-2.2A	PVDBN	1,228.20	724.23	13.00	671254475809
3366115	EHD 502 ECO HEPA 208-277V 2.0-2.2A	PVDBN	1,668.30	983.74	13.00	671254475793
3366129	EHD 701-BN 110-120V 7.0 - 7.4A	PVDBN	1,010.55	595.89	10.00	671254476073
3366131	EHD 702-208-277V 3.6-4.0V	PVDBN	1,010.55	595.89	10.00	671254476103
Sinks - Brushed Nickel						
	AD-81000 - One Station Sink, Enclosure, Special Finish Hand Dryer	PVDBN	Call Sales Rep for Pricing or go to configurator.sloan.com			
	AD-82000 - Two Station Sink, Enclosure, Special Finish Hand Dryer	PVDBN	Call Sales Rep for Pricing or go to configurator.sloan.com			
	AD-83000 - Three Station Sink, Enclosure, Special Finish Hand Dryer	PVDBN	Call Sales Rep for Pricing or go to configurator.sloan.com			
	AD-84000 - Four Station Sink, Enclosure, Special Finish Hand Dryer	PVDBN	Call Sales Rep for Pricing or go to configurator.sloan.com			

Note: Only items on this price list are available in Special Finishes with no minimum order quantity. Items not on this list are subject to advanced PLM approval. Minimum order quantities, extended lead times and custom order terms including cancellation and restocking fees.

Pricing subject to change without notice. For most current pricing, refer to online price sheets at www.sloan.com

Code Number	Product Number	Finish	List Price \$	MAPP Price \$	Est. Wt. (lbs.)	UPC Code
Faucets - Polished Brass						
3324483	EFX250.000.000	PVDPB	1,347.90	787.41	5.00	671254446168
3324481	EFX250.500.000	PVDPB	1,418.80	828.85	5.00	671254446144
3315077BT	EBF650 BATTERY FAUCET	PVDPB	1,270.40	756.21	6.37	671254468603
3365658BT	ETF600-P ELECTRONIC FAUCET	PVDPB	1,390.15	827.48	6.97	671254468641
3335117	EAF275-ISM CP BATTERY FAUCET W/MIX	PVDPB	1,350.15	819.29	3.37	671254425378
3315394BT	EBF-415-BAT-TEE-PB-0.5GPM-MLM-IR-BT-FCT	PVDPB	1,310.40	780.03	5.00	671254492264
3315393BT	EBF-425-BAT-TEE-PB-0.5GPM-MLM-IR-BT-FCT	PVDPB	1,310.40	780.03	5.00	671254492189
3365804BT	ETF-410-PLG-TEE-PB-0.5GPM-MLM-IR-BT-FCT	PVDPB	1,449.50	862.81	5.00	671254501157
3365828BT	ETF-420-PLG-TEE-PB-0.5GPM-MLM-IR-BT-FCT	PVDPB	1,449.50	862.81	5.00	671254500020
3315447BT	EBF815-BAT-PB-0.5-GPM-MLM-FCT	PVDPB	1,425.10	926.32	5.00	671254566064
3365840BT	ETF810-PLG-PB-0.5-GPM-MLM-FCT	PVDPB	1,594.90	1,036.69	5.00	671254565784
3315463BT	EBF825-BAT-PB-0.5-GPM-MLM-FCT	PVDPB	1,506.10	978.97	5.00	671254565906
3365852BT	ETF820-PLG-PB-0.5-GPM-MLM-FCT	PVDPB	1,594.90	1,036.69	5.00	671254565661
3324140	EFX20A BASE PLATE KIT (4" CENTERSET)	PVDPB	116.30	68.90	1.00	671254431133
3324145	EFX26A BASE PLATE KIT (8" CENTERSET)	PVDPB	135.60	80.34	1.00	671254446120
3365464	ETF312A TRIM PLATE KIT 4 IN CENT 1 HL	PVDPB	73.20	43.78	0.20	671254276260
3365289	ETF510A TRIM PLATE KIT 8 IN CENT 1 HL	PVDPB	133.60	79.92	0.53	671254221277

Flushometers - Polished Brass

3910155	ROYAL 111 1.6 gpf	PVDPB	1,018.85	636.77	7.20	671254220102
3910272	ROYAL 111 1.28 gpf	PVDPB	1,018.85	636.77	7.20	671254415003
3450002	ROYAL 111 ESS 1.6 gpf	PVDPB	1,687.05	1,039.42	9.04	671254221055
3450019	ROYAL 111 ESS 1.28 gpf	PVDPB	1,687.05	1,039.42	9.04	671254453159
3450083	ROYAL 111 ESS TMO 1.6 gpf	PVDPB	1,740.65	1,072.44	9.04	671254452206
3450023	ROYAL 111 ESS TMO 1.28 gpf	PVDPB	1,740.80	1,072.53	9.04	671254452244
3250412	G2 8111 1.6 gpf	PVDPB	1,618.15	987.58	8.85	671254266957
32503021	G2 8111-BT 1.6 gpf	PVDPB	1,659.20	1,012.64	8.85	671254549494
3250335	G2 8111 1.28 gpf	PVDPB	1,618.15	987.58	8.85	671254403116
32503026	G2 8111-BT 1.28 gpf	PVDPB	1,659.20	1,012.64	8.66	671254549791
3370444	ECOS 8111 1.6/1.1 gpf	PVDPB	1,629.65	994.60	8.66	671254392649
33704022	ECOS 8111-BT 1.6/1.1 gpf	PVDPB	1,670.45	1,019.53	8.66	671254544703
33704027	ECOS 8111-BT 1.28/1.1 gpf	PVDPB	1,670.45	1,019.53	8.66	671254544956
33704037	ECOS 8111-BT 1.28 gpf	PVDPB	1,670.45	1,019.53	8.66	671254545656
33704042	ECOS 8111-BT 1.1 gpf	PVDPB	1,670.45	1,019.53	8.66	671254545908
3370069	SOLIS 8111 1.6 gpf	PVDPB	1,652.30	1,008.44	8.64	671254453166
3370048	SOLIS 8111 1.28 gpf	PVDPB	1,652.30	1,008.44	8.64	671254405660
3370073	SOLIS 8111 1.6/1.1 gpf	PVDPB	1,652.30	1,008.44	8.66	671254425385
3912680	ROYAL 186 1.0 gpf	PVDPB	1,018.85	636.77	6.86	671254216679
3912737	ROYAL 186 0.5 gpf	PVDPB	1,018.85	636.77	6.86	671254453142

Code Number	Product Number	Finish	List Price \$	MAPP Price \$	Est. Wt. (lbs.)	UPC Code
Flushometers - Polished Brass - continued						
3912731	ROYAL 186 0.125 gpf	PVDPB	1,018.85	636.77	6.86	671254423640
3452605	ROYAL 186 ESS 1.0 gpf	PVDPB	1,664.35	1,025.41	8.54	671254221208
3452606	ROYAL 186 ESS 0.5 gpf	PVDPB	1,664.30	1,025.38	8.54	671254340244
3452637	ROYAL 186 ESS 0.125 gpf	PVDPB	1,664.35	1,025.41	8.54	671254452374
3452659	ROYAL 186 ESS TMO 1.0 gpf	PVDPB	1,717.95	1,058.43	8.54	671254452503
3452656	ROYAL 186 ESS TMO 0.5 gpf	PVDPB	1,717.95	1,058.43	8.54	671254452480
3452652	ROYAL 186 ESS TMO 0.125 gpf	PVDPB	1,717.95	1,058.43	8.54	671254452466
3250425	G2 8186 1.0 gpf	PVDPB	1,618.15	987.58	8.62	671254266971
32503008	G2 8186-BT 1.0 gpf	PVDPB	1,659.20	1,012.64	8.62	671254548244
3250311	G2 8186 0.5 gpf	PVDPB	1,618.15	987.58	8.62	671254368569
32503014	G2 8186-BT 0.5 gpf	PVDPB	1,659.20	1,012.64	8.62	—
3370439	ECOS 8186 0.5 gpf	PVDPB	1,629.65	994.60	8.62	671254452657
33704003	ECOS 8186-BT 0.5 gpf	PVDPB	1,670.45	1,019.53	8.62	671254546455
33704015	ECOS 8186-BT 0.25 gpf	PVDPB	1,670.45	1,019.53	8.62	671254546707
3370419	ECOS 8186-0.125 OR	PVDPB	1,629.65	994.60	8.62	671254452664
33704009	ECOS 8186-BT 0.125 gpf	PVDPB	1,670.45	1,019.53	8.62	671254546950
3370088	SOLIS 8186 1.0 gpf	PVDPB	1,652.30	1,008.44	8.20	671254452589
3370074	SOLIS 8186 0.5 gpf	PVDPB	1,652.30	1,008.44	8.20	671254425392
3370084	SOLIS 8186 0.125 gpf	PVDPB	1,652.30	1,008.44	8.31	671254452541
3400212	CX 158 1.6 gpf	PVDPB	513.45	310.12	5.00	671254478169
3400213	CX 158 1.28 gpf	PVDPB	513.45	310.12	5.00	671254478176
3400214	CX 198 0.5 gpf	PVDPB	513.45	310.12	5.00	671254478183
3400215	CX 198 0.25 gpf	PVDPB	513.45	310.12	5.00	671254478190
3400223	CX 198 0.125 gpf	PVDPB	513.45	310.12	5.00	671254491274
3400312	CX 8158 1.6 gpf	PVDPB	1,676.20	1,002.95	5.00	671254480490
3400313	CX 8158 1.28 gpf	PVDPB	1,676.20	1,002.95	5.00	671254480506
3400314	CX 8198 0.5 gpf	PVDPB	1,676.20	1,002.95	5.00	671254480513
3400315	CX 8198 0.25 gpf	PVDPB	1,676.20	1,002.95	5.00	671254480520
3400223	CX 8198 0.125 gpf	PVDPB	513.45	310.12	5.00	671254491274

Soap Dispensers - Polished Brass

3346083	ESD 400 BASYS Soap Dispenser	PVDPB	1,167.65	688.55	6.85	671254455221
3346144	ESD 500 BASYS Soap Dispenser with Soap	PVDPB	1,096.80	646.75	13.70	671254482845
3346146	ESD 600 Soap Dispenser with Soap	PVDPB	854.45	503.85	13.52	671254482876
3346145	ESD 2000 Soap Dispenser with Soap	PVDPB	1,073.30	632.91	13.75	671254482906
3346162	ESD-410 Soap Dispenser with Soap PVDPB	PVDPB	1,096.75	646.72	6.85	671254503694
3346168	ESD-420 Soap Dispenser with Soap PVDPB	PVDPB	1,096.75	646.72	6.85	671254503632

Sinks - Polished Brass

	AD-81000 - One Station Sink, Enclosure, Special Finish Hand Dryer	PVDPB	Call Sales Rep for Pricing or go to configurator.sloan.com			
	AD-82000 - Two Station Sink, Enclosure, Special Finish Hand Dryer	PVDPB	Call Sales Rep for Pricing or go to configurator.sloan.com			
	AD-83000 - Three Station Sink, Enclosure, Special Finish Hand Dryer	PVDPB	Call Sales Rep for Pricing or go to configurator.sloan.com			
	AD-84000 - Four Station Sink, Enclosure, Special Finish Hand Dryer	PVDPB	Call Sales Rep for Pricing or go to configurator.sloan.com			

Code Number	Product Number	Finish	List Price \$	MAPP Price \$	Est. Wt. (lbs.)	UPC Code
Faucets - Graphite						
3324491	EFX250.500.000	PVDGR	1,418.80	828.85	5.00	671254481930
3315374BT	EBF650 CP BATTERY FAUCET	PVDGR	1,258.05	748.87	6.37	671254481541
3365659BT	ETF600-P ELECTRONIC FAUCET	PVDGR	1,390.15	827.48	6.97	671254481565
3335148	EAF350 PVDGR ELECTRONIC FAUCET 0.5 GPM	PVDGR	950.45	576.75	3.00	671254481916
3335149	EAF-250-ISM PVDGR ELECTRONIC FAUCET 0.5	PVDGR	1,248.50	757.64	5.00	671254481923
3315390BT	EBF-415-BAT-TEE-GR-0.5GPM-MLM-IR-BT-FCT	PVDGR	1,310.40	780.03	5.00	671254492240
3315389BT	EBF-425-BAT-TEE-GR-0.5GPM-MLM-IR-BT-FCT	PVDGR	1,310.40	780.03	5.00	671254492219
3365803BT	ETF-410-PLG-TEE-GR-0.5GPM-MLM-IR-BT-FCT	PVDGR	1,449.50	862.81	5.00	671254501140
3365827BT	ETF-420-PLG-TEE-GR-0.5GPM-MLM-IR-BT-FCT	PVDGR	1,449.50	862.81	5.00	671254500044
3315446BT	EBF815-BAT-GR-0.5-GPM-MLM-FCT	PVDGR	1,425.10	926.32	5.00	671254566071
3365839BT	ETF810-PLG-GR-0.5-GPM-MLM-FCT	PVDGR	1,594.90	1,036.69	5.00	671254565791
3315462BT	EBF825-BAT-GR-0.5-GPM-MLM-FCT	PVDGR	1,506.10	978.97	5.00	671254565913
3365851BT	ETF820-PLG-GR-0.5-GPM-MLM-FCT	PVDGR	1,594.90	1,036.69	5.00	671254565678
3324146	EFX20A BASE PLATE KIT (4" CENTERSET)	PVDGR	115.10	68.19	1.00	—
3324147	EFX26A BASE PLATE KIT (8" CENTERSET)	PVDGR	134.40	79.59	1.00	—
3365781	ETF312A TRIM PLATE KIT 4 IN CENT 1 HL	PVDGR	72.55	43.39	0.20	671254482012
3365782	ETF510A TRIM PLATE KIT 8 IN CENT 1 HL	PVDGR	132.30	79.14	0.53	671254482029

Flushometers - Graphite

3910283	ROYAL 111 1.6 gpf	PVDGR	1,018.85	636.77	7.20	671254480247
3910284	ROYAL 111 1.28 gpf	PVDGR	1,018.85	636.77	7.20	671254486256
3450024	ROYAL 111 ESS 1.6 gpf	PVDGR	1,687.05	1,039.42	9.04	671254485099
3450020	ROYAL 111 ESS 1.28 gpf	PVDGR	1,687.05	1,039.42	9.04	671254485082
3450020	ROYAL 111 ESS 1.28	PVDGR	1,687.05	1,039.42	9.04	671254485082
3450084	ROYAL 111 ESS TMO 1.6 gpf	PVDGR	1,740.80	1,072.53	9.04	671254485167
3450026	ROYAL 111 ESS TMO 1.28 gpf	PVDGR	1,740.80	1,072.53	9.04	671254485174
3250315	G2 8111 1.6 gpf	PVDGR	1,618.15	987.58	8.85	671254483323
32503023	G2 8111-BT 1.6 gpf	PVDGR	1,659.20	1,012.64	8.85	671254549593
3250314	G2 8111 1.28 gpf	PVDGR	1,618.15	987.58	8.85	671254483330
32503028	G2 8111-BT 1.28 gpf	PVDGR	1,659.20	1,012.64	8.85	671254549890
3370454	ECOS 8111 1.6/1.1 gpf	PVDGR	1,629.65	994.60	8.66	671254483392
33704021	ECOS 8111-BT 1.6/1.1 gpf	PVDGR	1,670.45	1,019.53	8.66	671254544659
33704026	ECOS 8111-BT 1.28/1.1 gpf	PVDGR	1,670.45	1,019.53	8.66	671254544901
33704036	ECOS 8111-BT 1.28 gpf	PVDGR	1,670.45	1,019.53	8.66	671254545601
3370458	ECOS 8111 1.1 gpf	PVDGR	1,629.65	994.60	8.66	671254490796
33704041	ECOS 8111-BT 1.1 gpf	PVDGR	1,670.45	1,019.53	8.66	671254545854
3370095	SOLIS 8111 1.6/1.1 gpf	PVDGR	1,652.30	1,008.44	8.66	671254483408
3370097	SOLIS 8111 1.6 gpf	PVDGR	1,652.30	1,008.44	8.64	671254483415
3370098	SOLIS 8111 1.28 gpf	PVDGR	1,661.50	1,003.57	9.05	671254420311
33700009	SOLIS 8111-BT 1.28 gpf	PVDGR	1,703.35	1,039.58	9.05	671254514669
3912743	ROYAL 186 1.0 gpf	PVDGR	1,018.85	636.77	7.20	671254492059
3912744	ROYAL 186 0.5 gpf	PVDGR	1,018.85	636.77	7.20	671254491212
3912749	ROYAL 186 0.125 gpf	PVDGR	1,018.85	636.77	7.20	671254491663
3452663	ROYAL 186 ESS 1.0 gpf	PVDGR	1,664.35	1,025.41	8.54	671254485112
3452669	ROYAL 186 ESS 0.5 gpf	PVDGR	1,664.35	1,025.41	8.54	671254485105
3452668	ROYAL 186 ESS 0.125 gpf	PVDGR	1,664.35	1,025.41	8.54	671254485150
3452664	ROYAL 186 ESS TMO 1.0 gpf	PVDGR	1,717.95	1,058.43	8.54	671254485181
3452666	ROYAL 186 ESS TMO 0.5 gpf	PVDGR	1,717.95	1,058.43	8.54	671254485198
3452667	ROYAL 186 ESS TMO 0.125 gpf	PVDGR	1,717.95	1,058.43	8.54	671254485204
3250312	G2 8186 1.0 gpf	PVDGR	1,579.40	963.95	8.62	671254483378
32503011	G2 8186-BT 1.0 gpf	PVDGR	1,659.20	1,012.64	8.62	671254548343
3250313	G2 8186 0.5 gpf	PVDGR	1,618.15	987.58	8.62	671254483385
32503016	G2 8186-BT 0.5 gpf	PVDGR	1,659.20	1,012.64	8.62	671254548596
3370456	ECOS 8186 0.5 gpf	PVDGR	1,629.65	994.60	8.62	671254483439
33704006	ECOS 8186-BT 0.5 gpf	PVDGR	1,670.45	1,019.53	8.62	671254546554
33704017	ECOS 8186-BT 0.25 gpf	PVDGR	1,670.45	1,019.53	8.62	671254546806

Pricing subject to change without notice. For most current pricing, refer to online price sheets at www.sloan.com

Code Number	Product Number	Finish	List Price \$	MAPP Price \$	Est. Wt. (lbs.)	UPC Code
Flushometers - Graphite - continued						
3370457	ECOS 8186 0.125 gpf	PVDGR	1,629.65	994.60	8.62	671254483422
33704012	ECOS 8186-BT 0.125 gpf	PVDGR	1,670.45	1,019.53	8.62	671254547056
3370096	SOLIS 8186 1.0 gpf	PVDGR	1,652.30	1,008.44	8.31	671254483347
3370099	SOLIS 8186 0.5 gpf	PVDGR	1,644.35	1,003.57	8.31	671254483354
33700011	SOLIS 8186-BT 0.5 gpf	PVDGR	1,783.30	1,088.39	8.31	671254514690
3370100	SOLIS 8186 0.125 gpf	PVDGR	1,732.00	1,057.06	8.31	671254483361
3400216	CX 158 1.6 gpf	PVDGR	513.45	310.12	3.40	671254483064
3400217	CX 158 1.28 gpf	PVDGR	513.45	310.12	3.40	671254483071
3400218	CX 198 0.5 gpf	PVDGR	513.45	310.12	3.40	671254483088
3400219	CX 198 0.25 gpf	PVDGR	513.45	310.12	3.40	671254483095
3400224	CX 198 0.125 gpf	PVDGR	513.45	310.12	3.40	671254491281
3400316	CX 8158 1.6 gpf	PVDGR	1,676.20	1,002.95	2.36	671254485310
3400317	CX 8158 1.28 gpf	PVDGR	1,676.20	1,002.95	2.36	671254485327
3400335	CX 8154 1.28 gpf	PVDGR	1,716.35	1,027.00	2.36	671254506008
3400318	CX 8198 0.5 gpf	PVDGR	1,676.20	1,002.95	2.36	671254485334
3400319	CX 8198 0.25 gpf	PVDGR	1,676.20	1,002.95	2.36	671254485358
3400324	CX 8198 0.125 gpf	PVDGR	1,676.20	1,002.95	2.36	671254491335
Soap Dispensers - Graphite						
3346182	ESD 400 BASYS Soap Dispenser	PVDGR	1,167.65	688.55	6.85	671254483859
3346154	ESD 500 BASYS Soap Dispenser with Soap	PVDGR	1,096.80	646.75	13.70	671254486447
3346155	ESD 600 Soap Dispenser with Soap	PVDGR	854.30	503.75	13.52	671254486454
3346156	ESD 2000 Soap Dispenser with Soap	PVDGR	1,073.30	632.91	13.75	671254486034
3346161	ESD-410 Soap Dispenser with Soap PVDGR	PVDGR	1,096.75	646.72	6.85	671254503687
3346167	ESD-420 Soap Dispenser with Soap PVDGR	PVDGR	1,096.75	646.72	6.85	671254503625
Hand Dryers - Graphite						
3366103	EHD 501 GR ECO 110-120V 4.3-4.5A	PVDGR	1,040.85	613.76	13.00	671254475625
3366104	EHD 501 GR ECO HEPA 110-120V 4.3-4.5A	PVDGR	1,481.55	873.63	13.00	671254475632
3366114	EHD 502 GR ECO208-277V 2.0-2.2A	PVDGR	1,040.85	613.76	13.00	671254475786
3366113	EHD 502 GR ECO HEPA 208-277V 2.0-2.2A	PVDGR	1,481.55	873.63	13.00	671254475779
Sinks - Graphite						
	AD-81000 - One Station Sink, Enclosure, Special Finish Hand Dryer	PVDGR	Call Sales Rep for Pricing or go to configurator.sloan.com			
	AD-82000 - Two Station Sink, Enclosure, Special Finish Hand Dryer	PVDGR	Call Sales Rep for Pricing or go to configurator.sloan.com			
	AD-83000 - Three Station Sink, Enclosure, Special Finish Hand Dryer	PVDGR	Call Sales Rep for Pricing or go to configurator.sloan.com			
	AD-84000 - Four Station Sink, Enclosure, Special Finish Hand Dryer	PVDGR	Call Sales Rep for Pricing or go to configurator.sloan.com			
Hand Dryers - Polished White						
3366107	EHD 501 PW ECO 110-120V 4.3-4.5A	PW	960.70	566.51	13.00	671254475663
3366108	EHD 501 PW ECO HEPA 110-120V 4.3-4.5A	PW	1,385.95	817.25	13.00	671254475670
3366118	EHD 502 PW ECO208-277V 2.0-2.2A	PW	960.70	566.51	13.00	671254475823
3366117	EHD 502 PW ECO HEPA 208-277V 2.0-2.2A	PW	1,385.95	817.25	13.00	671254475816
3366128	EHD 701 PW 110-120V 7.0 -7.4A	PW	677.05	399.23	8.00	671254476066
3366130	EHD 702 PW 208-277V 3.6-4.0A	PW	677.05	399.23	8.00	671254476080
Hand Dryers - Matte White						
3366074	EHD 501 MW ECO 110-120V 4.3-4.5A	MW	870.65	513.40	13.00	671254429383
3366100	EHD 501 MW ECO HEPA 110-120V 4.3-4.5A	MW	1,299.60	766.35	13.00	671254475595
3366109	EHD 502 MW ECO 208-277V 2.0-2.2A	MW	870.65	513.40	13.00	671254475687
3366110	EHD 502 MW ECO HEPA 208-277V 2.0-2.2A	MW	1,299.60	766.35	13.00	671254475694

This page intentionally left blank.

PRODUCT VARIATION SUFFIXES

FLUSHOMETERS

SOLENOID VALVES

ES	120 VAC or 24 VAC
ESM	Solenoid with special connector for use w/ MicroPlumb® Control Systems only
ES-S	OPTIMA® sensor-activated valves
HW	Hardwire
ES-SM	OPTIMA® sensor-activated valves w/ Surface Mount Sensor
TMO	True Mechanical Override

CONTROL STOPS

E	Straight Stop Variation
F	Screwdriver Stop Variation
K	Wheel Handle Stop Variation
GJ	Ground Joint Stop

BUMPERS

YO	Angle Stop Bumper
YG	Angle Stop Extended Bumper
YH	Single Wall Bumper
YI	Double Wall Bumper
YN	Flush Tube Bumper

HANDLES & PUSH BUTTONS

ADA	ADA Compliant Handle
CV	CuVerro Handle
FW	Fixture Wall Actuator
HL-3	3" Metal Oscillating Push Button on front of valve
J	Metal Oscillating Handle
L	Metal Index Push Button
L-3	3" Metal Oscillating Push Button
MBFW	Metal Button Fixture Wall Actuator
MBPM	Metal Button Panel Mount
MP	Metal Partition Actuator
OR	Override Button
SG	Sanigard
SW	Side Wall Mounted Actuator
YA	Nickel-Silver Finish Variation
YW	Combination Pedal-Handle

PIPE SUPPORTS

YJ	Split Ring Pipe Support Variation
YK	Solid Ring Pipe Support Variation
YL	Solid Ring w/ Seat Bumper Variation

VACUUM BREAKERS & FLUSH CONNECTIONS

XYV	Valve Less Vacuum Breaker
O	Offset Vacuum Breaker
T	1-1/2" Flush Connection
U	1-1/4" Flush Connection
V	1" Flush Connection
W	3/4" Flush Connection
TP	Trap Primer
AFD	Anti-Flood Device

SWEAT KITS & ADAPTERS

XL	Sweat Adapter, Stamped Wall Flange & Casing Tube
YC	Cast Set Screw Wall Flange for iron pipe
Z	Locking Ring for †Zurn Flush Valve Bodies
WB	For installation w/ Sloan Easy Access Wall Box
SBX	Small wall plate with override
SWB	Small Wall Box

FAUCETS

VARIATIONS

-4	Trim Plate for 4" Centerset Sink
-8	Trim Plate for 8" Centerset Sink
ADM	Above Deck Mechanical Mixing Valve
AER	Aerated Spray head
B	Box Mount, Box Transformer
BAA	Buy American Act
BAT	Battery Powered
BDM	Below Deck Mechanical Mixing Valve
BDT	Below Deck Thermostatic Mixing Valve
BT	Bluetooth enabled faucet
C	Laminar Spray Head
CO	Carbon Offset
DPU	Drain Pop Up
H	Shower Spray Head
IC	Optma i.q.®-cliq feature
IR	Infrared Sensor
ISM	Integral Spout Mixer
LT	Less Transformer
MLM	MultiLaminar Sprayhead
P	Plug-in Transformer
S	Surgical Bend Spout
SOL	Hardwired Solenoid
TEE	Back check Tee
TUR	Battery and Turbine Powered

FINISHES (may not apply to all products)

CP	Polished Chrome
PVDGR	Graphite
PVDSF	Brushed Stainless
PVDBN	Brushed Nickel
PVDPB	Polished Brass
PVDMB	Matte Black
WHT	Matte White (TruFlush only)
WHT	Polished White (Hand Dryers only)
BLK	Matte Black (TruFlush only)

Fixtures

BPL	Bed Pan Lugs
STG	SloanTec® Hydrophobic Glaze
BAA	Buy American Act

SINK SYSTEMS

VARIATIONS (40000/50000/60000/70000 Series, where applicable)

AB	Angle Bracket
ADM	Above Deck Mechanical Mixing Valve
BDT	Below Deck Thermostatic Mixing Valve
DS	Drain Shroud
ESD	Electronic Soap Dispenser
MSD	Manual Soap Dispenser
FA	Integrated Front Apron
FL	Floor Mounted
FM	Floor Mount Kit
JVC	Juvenile Height Cabinet
LS	Left Side Splash
MSD	Manual Soap Dispenser
RS	Ride Side Splash

AER DEC & Designer Series Sink Colors

See Designer Series Spec sheets for url to Sink color options

SINK SYSTEMS (continued)

SINK COLORS (40000 Series)

AH	Ash
AM	Amber
IN	Indigo
JD	Jade
JT	Jet
PL	Pearl
SL	Slate
SS	Sand
TP	Taupe

Bio Deck Sink Colors (50000 Series)

CC	Corn Cob
RM	Rustic Maple
G	Gray
JG	Jade Green

SINK COLORS (60000/70000/80000 Series)

WH	White
CO	Cameo
BO	Bone
PH	Peach
AL	Almond
SH	Shell
PE	Pea
BI	Biscuit
MWH	Matrix White
MSI	Matrix Silver
MPI	Matrix Pink
MJA	Matrix Jade
MLG	Matrix Light Gray
MDG	Matrix Dark Gray
MGR	Matrix Green
MBR	Matrix Brown
MBO	Matrix Bone
MLB	Matrix Light Blue
MSA	Matrix Sand
MDB	Matrix Dark Blue
MDU	Matrix Dusk
MKH	Matrix Khaki
MSU	Matrix Summit
WNT	Walnut/Sandstone
MFR	Matrix Frost

†The brands and/or products names referenced herein may be subject to trademark rights of their respective owners. Use of the brands and names is for identification purposes only and does not imply affiliation with or endorsement by Sloan

