



888.386.3596

travel@skytechinc.com

www.skytechinc.com

PILATUS PC-12 NG

N331NG

DETAILS

Executive 6+2 seating
configuration

Large aft cargo door

Fully enclosed lavatory

3 Cabin Power Outlets 110V AC

Air Conditioning




Skytech Travel, LLC

888.386.3596

www.skytechinc.com

travel@skytechinc.com

Skytech Travel LLC FAA Air Operating Certificate #4S1A996N



Skytech Travel, LLC

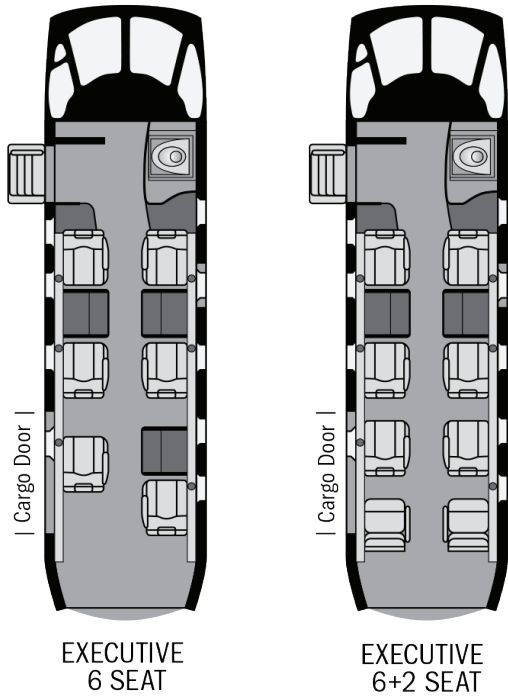
888.386.3596

www.skytechinc.com

travel@skytechinc.com

Skytech Travel LLC FAA Air Operating Certificate #4S1A996N

PC-12 SEATING CONFIGURATIONS

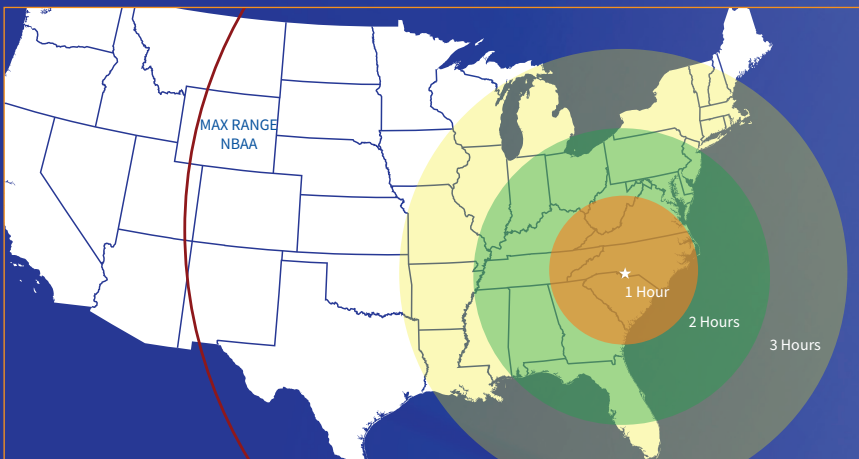


PILATUS

Skytech Travel LLC operates the Pilatus PC-12. A PC-12 is a large, powerful, efficient, and versatile business and utility aircraft that delivers benefits across the board by drawing on a long list of strengths:

- A 330 ft³ pressurized passenger cabin with seating for up to 9 passengers (with single-pilot operation)
- A high-lift wing for exceptional short-field takeoff and landing performance
- Standard forward passenger door and a huge 53" x 52" aft door for loading bulky objects, cargo, and luggage
- Retractable trailing-link landing gear capable of operation from grass, gravel, dirt, or paved runways
- Certification for flight into known icing conditions
- Fully enclosed flushing lavatory with hard doors to provide privacy
- Operating costs 30% to 60% lower as compared to twin-engine jets and turboprops
- A safety record that is statistically equivalent to the fleet of all U.S. business jets and far better than the single and twin turbo-prop average. *(Data compiled by Robert E. Breiling Associates)*

RANGE FROM CHARLOTTE, NC



RANGE FROM BALTIMORE, MD

