


Highlights

- High-Density 25 Gigabit switch for spine/leaf and aggregation applications
- 48 ports of 10/25 Gigabit Ethernet connectivity plus 8 ports of 40/100 Gigabit connectivity
- Compact 1U form factor for reduced power and footprint
- Extreme Integrated Application Hosting enables third-party applications without impact to switch performance
- Hot-swappable modular power and fans
- Front-to-back and back-to-front air flow options
- AC and DC power supply options



ExtremeSwitching™ X695

High-performance 10/25 Gigabit Aggregation Switch

The ExtremeSwitching X695 is a purpose-built 48 x 25Gb SFP28 port switch with 8 x 40/100Gb QSFP28 uplinks designed for high-performance enterprise and aggregation applications. The X695 can support a range of interface speeds, including 1Gb, 10Gb, 25Gb, 40Gb, 50Gb and 100Gb, all in a compact 1RU form factor. This enables the ExtremeSwitching X695 to be flexibly deployed in Enterprise LAN or top-of-rack applications. The following X695 switch model is available:

X695-48Y-8C

- 48 x 1Gb/10Gb/25Gb SFP28 ports
- 8 x 10Gb/25Gb/40Gb/50Gb/100Gb QSFP28 ports

Flexible Deployment Options

The X695 can handle a range of high bandwidth applications, including high-density 10Gb/25Gb top of rack aggregation, as well as spine/leaf deployments as an edge leaf switch. It can also flexibly support uplinks at 25Gb, 40Gb, 50Gb or even 100Gb rates. A range of SFP+ and QSFP+ optical transceivers are available to support 1Gb, 10Gb and 40Gb Ethernet, while SFP28 and QSFP28 optical transceivers can be used to support 25Gb, 50Gb and 100Gb Ethernet applications.




Built to Suit Your Business Needs

Extreme Elements are the building blocks that allow you to tailor your network to your specific business environment, goals, and objectives. They enable the creation of an Autonomous Network that delivers the positive experiences and business outcomes most important to your organization.

Combining architecture, automation, and artificial intelligence, Extreme Elements enable you to ensure that your users get what they need – when and where they need it. Providing these superior user experiences is as simple as mixing and matching the right elements.

Learn more at <https://www.extremenetworks.com/extreme-elements/>.





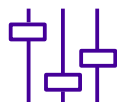
Intelligent L2/L3 Switching

The ExtremeSwitching X695 supports intelligent Layer 2 switching, as well as Layer 3 IPv4/IPv6 routing, including policy-based switching and routing. The X695 can simplify network operation with its ExtremeXOS modular operating system, used across a wide range of ExtremeSwitching networking products. The high availability ExtremeXOS operating system reduces operational overhead with a single OS across the network.



High-Performance Stacking

The X695 supports either SummitStack-V400 or SummitStack-V160 high speed stacking via its 2 QSFP28 ports. Up to eight (8) X590, X690, X695 or X870 systems can be stacked when using SummitStack-V400. Alternatively, the X695 can cross-stack with X465 systems by using SummitStack-V160. Any of the supported QSFP28 direct attach cables and optical transceivers can be used for the stacking links.



Management

The X695 can be centrally managed by Extreme Management Center (XMC). XMC provides a consolidated view of users, devices and applications for wired and wireless networks – from data center to edge. Zero touch provisioning lets one quickly bring new infrastructure online. A granular view of users, devices and applications with an easy to understand dashboard enables efficient inventory and network topology management.



Integrated Application Hosting

Extreme's Integrated Application Hosting leverages the X695 operating software and hardware to provide on-switch processing without impacting switching or network performance. This flexible and open solution enables organizations to deploy Extreme-provided and/or third-party applications and tools directly on the X695 system for monitoring, troubleshooting or extended network functionality, based on customer need.

Benefits of the Integrated Application Hosting on the X695 include:

- Flexible deployment of VM-based applications within the network using the hardware resources of the X695.
- Ability of VM-based applications to extract data without disrupting forwarding or control plane traffic within the X695.
- Availability of dedicated memory and SSD storage for flexible packet capture and off-line processing.



Audio Video Bridging

The X695 series supports IEEE 802.1 Audio Video Bridging to enable reliable, real-time audio/video transmission over Ethernet. AVB technology delivers the quality of service required for today's high-definition and time-sensitive multimedia streams.



Network Intelligence

The X695 Series can provide insight and intelligence into the network via line-rate, hardware-accelerated sFlow support. With this capability, the X695 can deliver actionable insights into both network and application performance without the need for expensive sensors or collectors.

Product Specifications

Model	X695-48Y-8C
Ports	<ul style="list-style-type: none"> • 48 x SFP28 1Gb/10Gb/25Gb ports • 8 x QSFP28 40Gb/100Gb ports • Up to 8 x 40Gb/100Gb Ethernet interfaces • Up to 4 x 50Gb Ethernet interfaces (partitioned) • Up to 8 x 10Gb/25Gb Ethernet interfaces (partitioned) • 1 x Serial console port RJ-45 • 1 x 10/100/1000BASE-T out-of-band management port • USB Type A storage port
Performance	Switching capacity: 4.0 Tbps Line Rate (2.0 Tbps ingress / 2.0 Tbps egress) Forwarding rate: 1,000 Mpps Average latency: 800 ns
Dimensions	17.3in W / 20.9in D / 1.7in H (44.0 cm / 53.2cm / 4.3cm)
Weight	16.4lb (7.42kg) no PSU / 20.0lb (9.07kg) with single PSU
Power Supply Options	Internal 750W AC power supply (up to 2 PSUs) Internal 750W DC power supply (up to 2 PSUs) Front-Back and Back-Front airflow options 1 + 1 redundancy
Fan Tray	6 fan modules Front-Back and Back-Front airflow options
CPU / Memory	8 Core Processor 16GB DDR4 ECC memory 128GB SSD memory
Packet Buffers	32MB
Operating Conditions	0° - 45°C operation 5% to 95% relative humidity, non-condensing 0 - 3000 meters altitude

Power Supply Specifications

	750W AC PSU XN-ACPWR-750W-F/R	750W DC PSU XN-DCPWR-750W-F/R
Dimensions	3.15in W x 1.57in H x 8.11in D (8.0 cm x 4.0 cm x 20.6 cm)	3.15in W x 1.57in H x 8.11in D (8.0 cm x 4.0 cm x 20.6 cm)
Weight	1.79lb (0.81kg)	1.85lb (0.85 kg)
Voltage Input Range	100-140 VAC / 200-240 VAC	-48 to -60 VDC
Line Frequency Range	50-60 Hz	N/A
PSU Input Socket	IEC 320 C14	Terminal Block
PSU Output Cord	IEC 320 C13	N/A
Operating Conditions	0° - 55° operation	0° - 55° operation

Minimum/Maximum Power Consumption and Heat Dissipation

Switch Model	Minimum Power Consumption (Watts)*	Minimum Heat Dissipation (BTU/hr)*	Maximum Power Consumption (Watts)**	Maximum Heat Dissipation (BTU/hr)**
X695-48Y-8C	167	553	469	1600

* Idle, no ports linked

** 100% fans, 100% traffic

IEEE 802.3 Media Access Standards

- IEEE 802.3by 25GBASE-X
- IEEE 802.3ba/bm 40GBASE-X and 100GBASE-X
- IEEE 802.3ae 10GBASE-X

Scaling and Performance

- MAC Addresses: 290K
- IPv4 LPM Entries: 128K max w/ALPM
- IPv4 Hosts:
 - with min LPM IPv4 entries: 180K
 - with max LPM IPv4 entries: 164K
- IPv6 LPM (/64) Entries: 64K max w/ALPM
- IPv6 Hosts: 56K max
- IP Multicast Groups - 8K
- IP Multicast (s,v,g) entries - 136K max
- Flexible Universal Forwarding Tables (UFT)
- 4092 user-created VLAN/VMANs
- 9216 Byte Max Packet Size (Jumbo Frame)
- 8 queues per port
- 8k ingress rules
- 1K egress rules
- Policy Capabilities
 - Up to 12288 authenticated policy users per switch
 - Policy Profiles: 63
 - Unique Permit/Deny Rules per switch: 1976
 - MAC Rules: 512
 - IPv4 Rules: 512
 - IPv6 Rules: 512
 - L2 Rules: 440
- SummitStack-V400 400Gb (full duplex) stacking
 - Stacking of up to 8 X590 / X690 / X695 / X870 systems
 - 2 x QSFP28 ports (at 100Gb) for stacking
- SummitStack-V160 160Gbps (full duplex) stacking
 - Stacking of up to 8 X465 / X695 systems
 - 2 x QSFP28 ports (at 40Gb) for stacking

Environmental

Environmental Specifications

EN/ETSI 300 019-2-1 v2.1.2 - Class 1.2 Storage

EN/ETSI 300 019-2-2 v2.1.2 - Class 2.3 Transportation

EN/ETSI 300 019-2-3 v2.1.2 - Class 3.1e Operational

EN/ETSI 300 753 (1997-10) - Acoustic Noise

ASTM D3580 Random Vibration Unpackaged 1.5 G

Environmental Compliance

EU RoHS 2011/65/EU

EU WEEE 2012/19/EU

China RoHS SJ/T 11363-2006

Taiwan RoHS CNS 15663(2013.7)

Packaging and Storage Specifications

- Temp: -40° C to 70° C (-40° F to 158° F)
- Humidity: 10% to 95% relative humidity, non-condensing
- Packaged Shock (half sine): 180 m/s² (18 G), 6 ms, 600 shocks
- Packaged Vibration: 5 to 62 Hz at velocity 5 mm/s, 62 to 500 Hz at 0.2 G
- Packaged Random Vibration: 5 to 20 Hz at 1.0 ASD w/-3 dB/oct. from 20 to 200 Hz
- Packaged Drop Height: 14 drops minimum on sides and corners at 42 inches (<15 kg box)

Regulatory and Safety

North American ITE

- UL 60950-1
- UL 62368-1
- Complies with FCC 21CFR 1040.10 (U.S. Laser Safety)
- CDRH Letter of Approval (US FDA Approval)
- CAN/CSA 22.2 No. 60950-1
- CAN/CSA No. 22.2 62368-1-14

European ITE

- EN 60950-1, EN 62368-1
- EN 60825-1 Class 1 (Lasers Safety)
- 2014 / 35/ EU Low Voltage Directive

International ITE

- CB Report and Certificate per IEC 60950-1 AS/NZS 60950-1 (Australia /New Zealand)
- IEC 62368-1
- GB 4943.1-2011
- CNS 14336-1

EMI/EMC Standards

North American EMC for ITE

- FCC CFR 47 Part 15 Class A (USA)
- ICES-003 Class A (Canada)

European EMC Standards

- EN 55032 Class A
- EN 55024
- EN 61000-3-2,2014 (Harmonics)
- EN 61000-3-3 2013 (Flicker)
- EN 300 386 v1.6.1 (EMC Telecommunications)
- 2014/30/EU EMC Directive
- EN 55011 Class A

International EMC Certifications

- CISPR 32, Class A (International Emissions)
- AS/NZS CISPR32
- CISPR 24 Class A (International Immunity)
- IEC 61000-4-2 / EN 61000-4-2 Electrostatic Discharge, 8kV Contact, 15 kV Air, Criteria A
- IEC 61000-4-3 / EN 61000-4-3 Radiated Immunity 10V/m, Criteria A
- IEC 61000-4-4 / EN 61000-4-4 Transient Burst, 1 kV, Criteria A
- IEC 61000-4-5 / EN 61000-4-5 Surge, 2 kV L-L, 2 kV L-G, Level 3, Criteria A
- IEC 61000-4-6 Conducted Immunity, 0.15-80 MHz, 10V/m unmod. RMS, Criteria A
- IEC/EN 61000-4-11 Power Dips and Interruptions, >30%, 25 periods, Criteria C
- IEC 61000-4-8 / EN 61000-4-8
- CISPR 11 Class A
- GB/T 9254-2008

Country Specific

- VCCI Class A (Japan Emissions)
- ACMA RCM (Australia Emissions)
- CCC Mark (China)
- KCC Mark, EMC Approval (Korea)
- EAC Mark (Custom Union)
- NRCS / SABS Mark (South Africa)
- BSMI Mark (Taiwan)

Telecom Standards

- CE 2.0 Compliant

Ordering Notes

Customers ordering an X695 switch receive the base switch along with an ExtremeXOS Advanced Edge software license. Power supplies, fan modules, power cords, transceiver/optics and optional Software Feature Packs must be separately ordered. It should be noted that six (6) fan modules and at least one Power Supply Unit (PSU) are required to operate the X695. A second PSU is required for power redundancy. Air flow direction of the fan modules and PSU must be the same.

Ordering Information

Part Number	Product Name	Product Description
ExtremeSwitching X695 System and Accessories		
X695-48Y-8C	X695 -48Y-8C System	X695 system with 48 x 10/25Gbps SFP28 ports, 8 x 100Gbps QSFP28 ports, 8-core CPU, 16GB RAM, 128GB SSD, 4-post rack mount kit, No PSU No Fans
XN-FAN-001-F	Front to Back Fan	Single Fan module, Front-to-Back Airflow supported on X695
XN-FAN-001-R	Back to Front Fan	Single Fan module, Back-to-Front Airflow supported on X695
XN-ACPWR-750W-F	750W AC PSU Front to Back airflow	AC 750W PSU, Front-to-Back Airflow supported on X695
XN-ACPWR-750W-R	750W AC PSU Back to Front airflow	AC 750W PSU, Back-to-Front Airflow supported on X695
XN-DCPWR-750W-F	750W DC PSU Front to Back airflow	DC 750W PSU, Front-to-Back Airflow supported on X695
XN-DCPWR-750W-R	750W DC PSU Back to front airflow	DC 750W PSU, Back-to-Front Airflow supported on X695
XN-2P-RKMT299	Two Post Rail Kit	Spare two post rack mount kit supported on X695
XN-4P-RKMT298	Four Post Rail Kit	Spare four post rack mount rail kit supported on X695
10965	LRM/MACsec Adapter	LRM/MACsec Adapter, includes two host cables for host switch connection, and USB cable for optional power connection. Requires MACsec license on host switch.
10966	5-Unit Rack Mount Kit	Optional rack mount bracket for LRM/MACsec Adapter. Holds five units in 1RU.
Software Licenses		
EXOS-CORE-FP-X695	EXOS Core Feature Pack	Core Feature Pack License for X695 (Includes Integrated Application Hosting)
EXOS-MACSEC-FP-X695	X695 MACsec Feature Pack	MACsec Feature Pack for the X695. Enables MACsec when used with LRM/MACsec Adapter (10965)
100G Transceivers and Cables		
10401	100Gb QSFP28 SR4	100Gb, 100 GBASE-SR4, 70 m OM3 / 10 0 m OM4 MMF, QSFP28, MPO (8 fiber)
10403	100Gb QSFP28 LR4 10km	100Gb, 10 0 GBASE-LR4, 10 km SMF, QSFP28, LC
10404	100Gb QSFP28 CW DM4	100Gb, CW DM4, 2km SMF, QSFP28, LC
10405	100Gb QSFP28 PSM4	100Gb, Parallel Single Mode PSM4, 2km SMF, QSFP28, MPO (8 fiber)
100G-SWDM4-QSFP100M	100Gb QSFP28 SWDM4 100m	100Gb, QSFP28 SWDM 100M MMF LC
10434	100Gb, AOC QSFP28 5m	100Gb, QSFP28-QSFP28 Active optical cable, 5m
10435	100Gb, AOC QSFP28 7m	100Gb, QSFP28-QSFP28 Active optical cable, 7m
10436	100Gb, AOC QSFP28 10m	100Gb, QSFP28-QSFP28 Active optical cable, 10m
10437	100Gb, AOC QSFP28 20m	100Gb, QSFP28-QSFP28 Active optical cable, 20m
100G-AOC-QSFP4SFP5M-TA	100Gb AOC QSFP28 x 4 SFP28 5m	100Gb, QSFP28- 4xSFP28 (4x25Gb) Active optical breakout cable, 5m
10442	100Gb AOC QSFP28 x 4 SFP28 7m	100Gb, QSFP28- 4xSFP28 (4x25Gb) Active optical breakout cable, 7m
10443	100Gb AOC QSFP28 x 4 SFP28 10m	100Gb, QSFP28- 4xSFP28 (4x25Gb) Active optical breakout cable, 10m
10444	100Gb AOC QSFP28 x 4 SFP28 20m	100Gb, QSFP28- 4xSFP28 (4x25Gb) Active optical breakout cable, 20m
10410	100Gb, DAC QSFP28-QSFP28 0.5m	100Gb, QSFP28-QSFP28 Direct attach passive copper cable, 0.5m
10411	100Gb, DAC QSFP28-QSFP28 1m	100Gb, QSFP28-QSFP28 Direct attach passive copper cable, 1m
10412	100Gb, DAC QSFP28-QSFP28 2m	100Gb, QSFP28-QSFP28 Direct attach passive copper cable, 2m
10413	100Gb, DAC QSFP28-QSFP28 3m	100Gb, QSFP28-QSFP28 Direct attach passive copper cable, 3m
10414	100Gb, DAC QSFP28-QSFP28 5m	100Gb, QSFP28-QSFP28 Direct attach passive copper cable, 5m
10421	100Gb, DAC QSFP28-4xSFP28 1m	100Gb, QSFP28-4 x SFP28 (4x25Gb) Direct attach passive copper breakout, 1m

Ordering Information (cont.)

Part Number	Product Name	Product Description
100G Transceivers and Cables (cont.)		
10423	100Gb, DAC QSFP28-4xSFP28 3m	100Gb, QSFP28-4 x SFP28 (4x25Gb) Direct attach passive copper breakout, 3m
10424	100Gb, DAC QSFP28-4xSFP28 5m	100Gb, QSFP28-4 x SFP28 (4x25Gb) Direct attach passive copper breakout, 5m
10426	100Gb, DAC QSFP28-2xQSFP28 1m	100Gb, QSFP28-2 x QSFP28 (2x50 Gb) Direct attach passive copper breakout, 1m
10428	100Gb, DAC QSFP28-2xQSFP28 3m	100Gb, QSFP28-2 x QSFP28 (2x50 Gb) Direct attach passive copper breakout, 3m
10327	MPO to 4xLC Breakout Patch Cord, SM, 10 m	MPO to 4xLC Breakout Patch Cord, SM, 10 m (for use with 10 40 5 10 0 Gb QSFP28 PSM4 transceiver for 4x25Gb breakout)
10332	MPO to 4xLC OM4 MMF 5m	MPO to 4xLC OM4 MMF patch cord, 5m (for use with 10 40 1QSFP28 SR4 4x25Gb breakout)
40G Transceivers and Cables		
10319	QSFP+ SR4 module	40 Gb QSFP+ SR4 optical module, MPO connector (8 fiber), 100 m MMF OM3, 140m MMF OM4
10320	QSFP+ LR4	40Gb QSFP+ LR4 optical module, LC, 10 km SMF
10326	QSFP+ PSM Optical Module	40Gb QSFP+ Parallel Single Mode (PSM) LR4, MPO connector (8 fiber), SMF, 10 km
10329	40Gb Bidi MMF QSFP+	40Gb Bidirectional MMF, 10 0 m OM3, QSFP+, duplex LC
10334	40Gb LM4 QSFP+	40Gb QSFP+ LM4, 140m OM3 MMF, 1km SMF, QSFP+, LC
10335	40Gb ER4 QSFP+	40Gb QSFP+ ER4, 40 km SMF, QSFP+, LC
40GB-ESR4-QSFP	QSFP+ ESR4	40 GB QSFP+ Extended Reach SR4, MMF, 300 m OM3, 400 m OM4 MMF
10327	MPO to 4xLC Breakout Patch Cord, SM, 10 m	MPO to 4xLC Breakout Patch Cord, SM, 10 m (for use with 10 326 40 Gb QSFP+ PSM transceiver for 4x10 Gb breakout)
10332	MPO to 4xLC OM4 MMF 5m	MPO to 4xLC OM4 MMF patch cord, 5m (for use with parallel MMF 4x10 Gb breakout)
9380014-5M	MPO to 4xLC OM3 MMF	MPO to 4xLC OM3 MMF patch cord, 5m (for use with parallel MMF 4x10 Gb breakout)
10311	QSFP+ passive copper cable, 0.5M	40 Gigabit Ethernet QSFP+ passive copper cable assembly, 0.5m length
10312	QSFP+ passive copper cable, 1M	40 Gigabit Ethernet QSFP+ passive copper cable assembly, 1m length
10313	QSFP+ passive copper cable, 3M	40 Gigabit Ethernet QSFP+ passive copper cable assembly, 3m length
10323	QSFP+ passive copper cable, 5M	40 Gigabit Ethernet QSFP+ passive copper cable assembly, 5m length
10336	3m QSFP+ Active Optical Cable	40 Gigabit QSFP+ active optical cable, 3m
10337	5m QSFP+ Active Optical Cable	40 Gigabit QSFP+ active optical cable, 5m
10315	10m QSFP+ Active Optical Cable	40 Gigabit Ethernet QSFP+ active optical cable assembly, 10m length
10316	20m QSFP+ Active Optical Cable	40 Gigabit Ethernet QSFP+ active optical cable assembly, 20m length
10318	100m QSFP+ Active Optical Cable	40 Gigabit Ethernet QSFP+ active optical cable assembly, 100m length
10202	QSFP+ - 4xSFP+ fan-out cbl, 1m	QSFP+ to 4 x SFP+ fan-out copper cable, 1m
10203	QSFP+ - 4xSFP+ fan-out cbl, 2m	QSFP+ to 4 x SFP+ fan-out copper cable, 2m
10321	QSFP+ - 4xSFP+ fan-out cbl, 3m	QSFP+ to 4 x SFP+ fan-out copper cable, 3m
QSFP-SFPP-ADPT	QSFP+ to SFP+ Adapter	QSFP+ to SFP+ adapter, support s a single SFP+ 10 Gb Ethernet transceiver in a QSFP+ port (optical transceivers only, 10 30 3 LRM and 10 338 10 GBASE-T not supported)

Ordering Information (cont.)

Part Number	Product Name	Product Description
25G Transceivers and Cables		
10501	25Gb SFP28 SR MMF	25Gb, 25GBASE-SR, 70m OM3/ 100m OM4 MMF, SFP28 SR, duplex LC
10502	25Gb SFP28 SR-Lite MMF	25Gb, 25GBASE-SR-Lite, 30m/ 50m/ 70m OMC, 40m/ 70m/ 100m OM4 (no FEC/ BASE-R/ RS FEC), SFP28, Duplex LC
10503	25Gb SFP28, ESR MMF	25Gb, Extended SR (ESR 850nm), 200m OM3/ 400m OM4 MMF, SFP28, duplex LC
10504	25Gb SFP28 LR 10km	25Gb, 25GBASE-LR, 10 km SMF, SFP28, LC
10520	25Gb DAC SFP28-SFP28 1m	25Gb, SFP28 -SFP28 Direct attach passive copper cable, 1m
10521	25Gb DAC SFP28-SFP28 3m	25Gb, SFP28 -SFP28 Direct attach passive copper cable, 3m
10522	25Gb DAC SFP28-SFP28 5m	25Gb, SFP28 -SFP28 Direct attach passive copper cable, 5m
10530	25Gb AOC SFP28-SFP28 10m	25Gb, SFP28-SFP28 Active optical cable, 10m
10531	25Gb AOC SFP28-SFP28 20m	25Gb, SFP28-SFP28 Active optical cable, 20m
10G Transceivers and Cables		
10301	SR SFP+ module	10GBASE-SR SFP+, 850 nm, LC, 30 0 m OM3 MMF, 40 0 m OM4 MMF
10302	LR SFP+ module	10GBASE-LR SFP+, 1310 nm, LC, 10 km SMF
10309	10GBASE-ER SFP+	10GBASE-ER SFP+, 1550 nm, LC connector, transmission length of up to 40 km on SMF
10310	10GBASE-ZR SFP+ 10 Gb	10GBASE-ZR, SMF, 1550 nm, up to 80Km, LC SFP+
10325	10Gb SFP+ DW DM Tunable	10Gb DWDM Tunable, 80 km SMF, LC SFP+
10GB-BX10 -U	10GB, SINGLE FIBER SM, -U 10 KM	10Gb, Single Fiber SM, Bidirectional, 1270 nm Tx / 1330 nm RX, 10Km, Simplex LC SFP+ (must be paired with 10 GB-BX10 -D)
10GB-BX10 -D	10GB, SINGLE FIBER SM, -D 10 KM	10Gb, Single Fiber SM, Bidirectional, 1330 nm Tx / 1270 nm RX, 10Km, Simplex LC SFP+ (must be paired with 10 GB-BX10 -U)
10GB-BX40 -U	10GB, SINGLE FIBER SM, -U 40 KM	10Gb, Single Fiber SM, Bidirectional, 1330 nm Tx / 1330 nm RX, 40Km, Simplex LC SFP+ (must be paired with 10 GB-BX40 -D)
10GB-BX40 -D	10GB, SINGLE FIBER SM, -D 40 KM	10Gb, Single Fiber SM, Bidirectional, 1270 nm Tx / 1270 nm RX, 40Km, Simplex LC SFP+ (must be paired with 10 GB-BX40 -U)
10338	10Gb SFP+ 10 GBASE-T	10Gb SFP+, 10 GBASE-T RJ45, 30 m with Cat6a
10GB-F10 -SFPP	10 GB, ACTIVE OPTICAL DAC, 10M	10Gb, Active optical direct attach cable with 2 integrated SFP+ transceivers, 10m
10GB-F20 -SFPP	10 GB, ACTIVE OPTICAL DAC, 20 M	10Gb, Active optical direct attach cable with 2 integrated SFP+ transceivers, 20m
10304	10GBASE-CR SFP+ 1m	10GBASE-CR SFP+ pre-terminated twin-ax copper cable with link lengths of 1m
10305	10GBASE-CR SFP+ 3m	10GBASE-CR SFP+ pre-terminated twin-ax copper cable with link lengths of 3m
10306	10GBASE-CR SFP+ 5m	10GBASE-CR SFP+ pre-terminated twin-ax copper cable with link lengths of 5m
10307	10GBASE-CR SFP+ 10m	10GBASE-CR SFP+ pre-terminated twin-ax copper cable with link lengths of 10m
1Gb Transceivers		
10051H	1000BASE-SX SFP, Hi	1000BASE-SX SFP, MMF 220 and 550 meters, LC connector, Industrial Temp
10052H	1000BASE-LX SFP, Hi	1000BASE-LX SFP, MMF 220 and 550 meters, SMF 10 km, LC connector, Industrial Temp
10053H	1000BASE-ZX SFP, Hi	1000BASE-ZX SFP, SMF 70 km, LC connector, Industrial Temp
10056H	1000BASE-BX-D BiDi SFP, Hi	1000BASE-BX-D SFP SMF single fiber, 1490 -nm TX/ 1310 -nm RX wavelength, 10Km, simplex LC Industrial Temp

Ordering Information (cont.)

Part Number	Product Name	Product Description
1Gb Transceivers		
10057H	1000BASE-BX-U BiDi SFP, Hi	10 0 0BASE-BX-U SFP SMF single fiber, 1310 -nm TX/ 1490 -nm RX wavelength, 10Km, simplex LC Industrial Temp
MGBIC-BX40-U	1000BASE-BX-U BiDi SFP 40Km	1000BASE-BX-U SFP, single fiber, 1310 -nm TX/ 1490 -nm RX wavelength, 40Km Industrial Temp
MGBIC-BX40-D	1000BASE-BX-D BiDi SFP 40Km	1000BASE-BX-D SFP, single fiber, 1490 -nm TX/ 1310 -nm RX wavelength, 40Km Industrial Temp
MGBIC-BX120-U	1000BASE-BX-U BiDi SFP 120Km	1000BASE-BX-U SFP, single fiber, 1490 -nm TX/ 1590 -nm RX wavelength, 120Km Industrial Temp
MGBIC-BX120-D	1000BASE-BX-D BiDi SFP 120Km	1000BASE-BX-U SFP, single fiber, 1590 -nm TX/ 1490 -nm RX wavelength, 120Km Industrial Temp
I-MGBIC-LC03	1000BASE-LX MMF SFP	1000BASE-LX SFP MMF, 1310 nm, 2km with 62.5 micron OM1MMF, 1km on 50 micron OM2 MMF, LC

Warranty

The X695 is covered under Extreme's Universal LLW policy. For warranty details, please see <http://www.extremenetworks.com/support/policies>

Power Cords

X695 power cords can be ordered separately but need to be specified at time of ordering. Please refer to www.extremenetworks.com/product/powercords/ for details on power cord availability for this product.

Optics/Transceivers

For the most up-to-date list of optics/transceivers supported on this product, refer to our [Extreme Optics Compatibility Tool](#).

Maintenance Services

Extreme's maintenance and support services with 100% in-sourced engineering experts and over 90% first-person resolution ensure efficient operations of your business-essential network. 24x7x365 phone support, advanced part replacement, and on-site support augment your staff with experienced resources that help you mitigate critical network issues fast. Visit [Extreme Maintenance Services](#) for more information.



<http://www.extremenetworks.com/contact>

©2020 Extreme Networks, Inc. All rights reserved. Extreme Networks and the Extreme Networks logo are trademarks or registered trademarks of Extreme Networks, Inc. in the United States and/or other countries. All other names are the property of their respective owners. For additional information on Extreme Networks Trademarks please see <http://www.extremenetworks.com/company/legal/trademarks>. Specifications and product availability are subject to change without notice. 28597-1120-24