

Density Triggers Maternal Hormones That Increase Adaptive Offspring Growth in a Wild Mammal

Ben Dantzer,^{1*} Amy E. M. Newman,² Rudy Boonstra,³ Rupert Palme,⁴ Stan Boutin,⁵ Murray M. Humphries,⁶ Andrew G. McAdam^{1,2}

¹Department of Zoology, Michigan State University, East Lansing, MI 48824, USA. ²Department of Integrative Biology, University of Guelph, Guelph, ON, N1G 2W1, Canada. ³Centre for the Neurobiology of Stress, University of Toronto Scarborough, Toronto, Ontario, M1C 1A4, Canada. ⁴Department of Biomedical Sciences/Biochemistry, University of Veterinary Medicine, A-1210 Vienna, Austria. ⁵Department of Biological Sciences, University of Alberta, Edmonton, AB, T6G 2E9, Canada. ⁶Natural Resource Sciences, Macdonald Campus, McGill University, Ste-Anne-de-Bellevue, Québec, H9X 3V9, Canada.

*Corresponding author. E-mail: bendantzer@gmail.com

†Present address: Department of Zoology, University of Cambridge, Cambridge, CB2 3EJ, UK.

In fluctuating environments, mothers may enhance the fitness of their offspring by adjusting offspring phenotypes to match the environment they will experience at independence. In free-ranging red squirrels, natural selection on offspring postnatal growth rates varies according to population density, with selection favoring faster-growing offspring under high-density conditions. We show that exposing mothers to high density cues, accomplished via playbacks of territorial vocalizations, led to increased offspring growth rates in the absence of additional food resources. Experimental elevation of actual and perceived density induced higher maternal glucocorticoid levels, and females with naturally or experimentally increased glucocorticoids produced offspring that grew faster than controls. Social cues reflecting population density were, therefore, sufficient to elicit increased offspring growth through an adaptive hormone-mediated maternal effect.

Fluctuations in food availability and the resultant changes in the population density of consumers are thought to be important ecological agents of natural selection in many animal populations (1, 2). Temporal variation in natural selection characterized by recurrent pulses in food or density can favor the evolution of adaptive phenotypic plasticity when there are reliable cues that predict the direction or magnitude of these agents of selection (3, 4). Phenotypic plasticity is beneficial in such changing environments because it enables individuals to track fluctuating fitness optima (5, 6). Similarly, if the parental environment or phenotype provides reliable cues of the conditions that offspring will experience, parents may induce adaptive changes in offspring that increase both parental and offspring fitness (“adaptive parental effects”: 7, 8).

The role of parental effects in the adaptation of offspring to changing environments is intriguing, but little is known about their importance in free-living animals. Not only do the agents of natural selection on offspring phenotype need to be identified, but the cues parents use to predict changes in the agent of selection, and the mechanism that mediates the parental effect, also need to be known. This is further complicated when considering population density as a cue because it is often confounded with food-availability, which might also relieve resource constraints and cause resource-mediated or permissive parental effects (7). Identification and experimental manipulation of the mechanisms that mediate parental effects requires a combination of field physiology, experimental ecology, and longitudinal studies of natural selection that have not been achieved to date. Here, we identify and experimentally manipulate the social density cues and stress hormones responsible for

an adaptive maternal effect in a natural population of North American red squirrels (*Tamiasciurus hudsonicus*).

Individual male and female red squirrels defend exclusive territories around a central midden (9, 10) containing cached white spruce cones (*Picea glauca*, 11, 12) and juveniles that fail to acquire a territory before their first winter do not survive (13). Red squirrels experience recurrent fluctuations in population density due to pronounced episodic fluctuations in the availability of white spruce seed (Fig. 1A: 11, 12). Increased autumn spruce cone production is associated with increased squirrel density in the following spring (Fig. 1B, 14). In our 23-year study in the Yukon, Canada, we found that these changes in density have notable effects on red squirrels as we documented density-dependent selection on offspring postnatal growth rates. In years when spring density was high, females that produced faster growing offspring had more offspring survive their first winter and recruit into the adult population, whereas when density was low there was no benefit to producing faster growing offspring ($n = 463$ females, offspring growth \times density, $t_{726} = 2.15$, $P = 0.016$, table S1).

In such variable environments, the evolution of adaptive maternal effects may be favored but this requires the presence of reliable cues that enable an accurate prediction of natural selection on offspring (3, 4). Cues of population density in red squirrels might, therefore, induce adaptive increases in offspring growth when density is high. Red squirrels emit territorial vocalizations called “rattles” to defend their territories, and the frequency with which they hear rattles in their neighborhood accurately predicts density (10). We hypothesized that territorial vocalizations provide a cue of density that allows females to adaptively adjust offspring growth in anticipation of the density-dependent selection that they will experience. We tested this hypothesis by simulating high-density conditions using audio playbacks of red squirrel rattles (9, 10). This corresponded to a perceived density of 4.92 squirrels/ha, which was six-fold higher than the perceived density of females exposed to a control stimulus (bird vocalizations: 0.81 squirrels/ha) and similar to the maximum historical density (Fig. 1A; 10). Such a high-density environment would typically be associated with a strong positive relationship between offspring growth and fitness (table S1), whereas offspring growth does not affect fitness in the low-density control environment.

As predicted, offspring produced by females experiencing experimentally heightened perceived density grew significantly faster than those produced by control females (Fig. 2). Consistent with life history theory (15), the growth rates of offspring produced by control females declined significantly as litter size increased (Fig. 2), but this effect was attenuated by 67% in females exposed to playbacks of territorial vocalizations (playback \times litter size, $t_{186} = 1.98$, $P = 0.024$, table S2, Fig. 2). In fact, the trade-off between litter size and growth rate in females exposed to playbacks of territorial vocalizations was greatly reduced ($r = -0.12$, $t_{66} = -1.57$, $P = 0.06$) compared with control females ($r = -0.37$, $t_{64} = -$

4.43, $P < 0.0001$). Female red squirrels, therefore, increase offspring growth in response to conspecific density because of the fitness benefits of doing so in high-density years. These growth enhancing maternal effects in high-density years are adaptive for mothers and offspring by increasing the probability that their offspring will survive their first winter (16), which is a major component of their lifetime fitness (17). However, faster offspring growth rates are not favored under low-density conditions (≤ 1 squirrel/ha: table S1) and in some years there is significant negative selection on offspring growth (16). Increased reproductive effort does not appear to incur a survival cost to mothers (18, 19). Offspring born in high-density years, however, have a reduced adult lifespan (20) suggesting that faster offspring growth, which enhances recruitment when density is high, might incur a cost to offspring later in life. Such conditions will promote the evolution of plasticity in maternal effects whereby increased offspring growth coincides with the high-density conditions under which it enhances fitness.

These adaptive maternal effects on offspring were mediated by the physiological stress responses of females experiencing heightened population density. Across six years (2006-2011), we found a positive relationship between local density and concentrations of fecal cortisol metabolites (FCM, $t_{155} = 3.63$, $P = 0.0002$, table S4, Fig. 3A). Females from a study area with experimentally increased density resulting from food-supplementation (75% higher density than control study areas: Fig. 1) had concentrations of FCM that were 49% higher ($t_{162} = 3.82$, $P < 0.0001$, table S4, Fig. 3B) than females on control study areas. Females experiencing increased perceived density through the playback experiment had concentrations of FCM that were 30% higher than control females ($t_{48} = 2.24$, $P = 0.015$, table S4, Fig. 3C). These results confirm that increases in concentrations of FCM were driven by perceived density rather than food abundance (21).

In mammalian species, increases in maternal glucocorticoid levels can cause profound changes in offspring phenotype (22) and may provide offspring with reliable hormonal cues about their future environment. Three lines of evidence indicate that increases in maternal glucocorticoid levels are responsible for the adaptive increase in offspring growth under high-density conditions. First, females exposed to heightened perceived density had increased concentrations of FCM during pregnancy (Fig. 3C) and also produced faster growing offspring than controls (Fig. 2). Secondly, increased maternal FCM concentrations were positively associated with offspring growth in females measured over a six-year period ($t_{98} = 1.94$, $P = 0.028$, table S5). Finally, offspring born to females with experimentally increased glucocorticoid levels during pregnancy (fed cortisol: fig. S1) grew 41% faster than those produced by control females ($t_{26} = 4.98$, $P < 0.0001$, table S6, Fig. 4).

Our results suggest that elevated maternal glucocorticoid levels in response to heightened population density induced an adaptive hormone-mediated maternal effect on offspring growth. In contrast to the widespread assumption that heightened maternal glucocorticoid levels are detrimental to offspring (22), our results emphasize that in free-living animals they can instead lead to adaptive adjustments in offspring (23, 24). Under high-density conditions, squirrels spend less time feeding and in the nest (10), suggesting that increased offspring growth is not a simple outcome of increased maternal care or milk provisioning. Alternatively, elevated exposure to glucocorticoids early in life (22, 25) could increase offspring growth by directly influencing offspring physiology or behavior (22, 26) and subsequent changes in growth hormone secretion in offspring (27).

For nearly 100 years, food availability has been considered to be a universal variable affecting population dynamics and life history traits (28). Increased food availability also increases the population density of consumers, which has made it difficult to distinguish whether the plasticity in life history traits following periods of high food availability is due to relaxation of food limitation or to adaptive reproductive adjustments

to changes in density-mediated selection. Our results provide clear evidence that female red squirrels can produce faster growing offspring in the absence of additional resources, but only do so when the fitness prospects warrant this increased investment. In fact, offspring produced by females exposed to high density cues but with no access to additional food grew as fast as those produced by food-supplemented females that were also experiencing increased density (1.79 ± 0.09 squirrels/ha; Fig. 2, table S2). Some of the plasticity in female life history traits is, therefore, due to the expected fitness benefits of producing faster growing offspring under high-density conditions rather than only reflecting a relaxation of food limitation.

Experimental increases in food resources that result in increased reproductive output are typically interpreted as evidence for resource limitations on reproduction (29). However, if animals use food abundance as a cue of upcoming density-mediated selection, then reproductive responses to food supplementation might reflect not only relaxation of food limitation but also an adaptive adjustment to an anticipated change in natural selection resulting from an impending increase in density. Cues of population density may be a general signal that animals use to make adaptive reproductive adjustments in anticipation of density-dependent natural selection on offspring phenotypes.

References and Notes

1. M. J. Wade, S. Kalisz, The causes of natural selection. *Evolution* **44**, 1947 (1990). [doi:10.2307/2409605](https://doi.org/10.2307/2409605)
2. A. D. C. MacColl, The ecological causes of evolution. *Trends Ecol. Evol.* **26**, 514 (2011). [doi:10.1016/j.tree.2011.06.009](https://doi.org/10.1016/j.tree.2011.06.009) [Medline](#)
3. R. Levins, *Evolution in Changing Environments* (Princeton University Press, Princeton, NJ, 1968).
4. N. A. Moran, The evolutionary maintenance of alternative phenotypes. *Am. Nat.* **139**, 971 (1992). [doi:10.1086/285369](https://doi.org/10.1086/285369)
5. D. Réale, A. G. McAdam, S. Boutin, D. Berteaux, Genetic and plastic responses of a northern mammal to climate change. *Proc. Biol. Sci.* **270**, 591 (2003). [doi:10.1098/rspb.2002.2224](https://doi.org/10.1098/rspb.2002.2224) [Medline](#)
6. A. Charmantier *et al.*, Adaptive phenotypic plasticity in response to climate change in a wild bird population. *Science* **320**, 800 (2008). [doi:10.1126/science.1157174](https://doi.org/10.1126/science.1157174) [Medline](#)
7. T. A. Mousseau, C. A. Fox, (Eds.), *Maternal Effects as Adaptations* (Oxford University Press, Oxford, UK, 1998).
8. D. J. Marshall, T. Uller, When is a maternal effect adaptive? *Oikos* **116**, 1957 (2007). [doi:10.1111/j.2007.0030-1299.16203.x](https://doi.org/10.1111/j.2007.0030-1299.16203.x)
9. Materials and methods available as supplementary material on *Science* online.
10. B. Dantzer, S. Boutin, M. M. Humphries, A. G. McAdam, Behavioral responses of territorial red squirrels to natural and experimental variation in population density. *Behav. Ecol. Sociobiol.* **66**, 865 (2012). [doi:10.1007/s00265-012-1335-2](https://doi.org/10.1007/s00265-012-1335-2)
11. J. M. LaMontagne, S. Boutin, Local-scale synchrony and variability in mast seed production patterns of *Picea glauca*. *J. Ecol.* **95**, 991 (2007). [doi:10.1111/j.1365-2745.2007.01266.x](https://doi.org/10.1111/j.1365-2745.2007.01266.x)
12. Q. E. Fletcher *et al.*, The functional response of a hoarding seed predator to mast seeding. *Ecology* **91**, 2673 (2010). [doi:10.1890/09-1816.1](https://doi.org/10.1890/09-1816.1) [Medline](#)
13. K. W. Larsen, S. Boutin, Movements, survival, and settlement of red squirrel (*Tamiasciurus hudsonicus*) offspring. *Ecology* **75**, 214 (1994). [doi:10.2307/1939395](https://doi.org/10.2307/1939395)
14. S. Boutin *et al.*, Anticipatory reproduction and population growth in seed predators. *Science* **314**, 1928 (2006). [doi:10.1126/science.1135520](https://doi.org/10.1126/science.1135520) [Medline](#)
15. C. C. Smith, S. D. Fretwell, The optimal balance between size and number of offspring. *Am. Nat.* **108**, 499 (1974). [doi:10.1086/282929](https://doi.org/10.1086/282929)
16. A. G. McAdam, S. Boutin, Variation in viability selection among cohorts of juvenile red squirrels (*Tamiasciurus hudsonicus*). *Evolution* **57**, 1689 (2003). [Medline](#)

17. A. G. McAdam, S. Boutin, A. K. Sykes, M. M. Humphries, Life histories of female red squirrels and their contributions to population growth and lifetime fitness. *Écoscience* **14**, 362 (2007). [doi:10.2980/1195-6860\(2007\)14\[362:LHOFRS\]2.0.CO;2](https://doi.org/10.2980/1195-6860(2007)14[362:LHOFRS]2.0.CO;2)
18. M. M. Humphries, S. Boutin, The determinants of optimal litter size in free-ranging red squirrels. *Ecology* **81**, 2867 (2000). [doi:10.1890/0012-9658\(2000\)081\[2867:TDOOLS\]2.0.CO;2](https://doi.org/10.1890/0012-9658(2000)081[2867:TDOOLS]2.0.CO;2)
19. S. Descamps, S. Boutin, A. G. McAdam, D. Berteaux, J.-M. Gaillard, Survival costs of reproduction vary with age in North American red squirrels. *Proc. Biol. Sci.* **276**, 1129 (2009). [doi:10.1098/rspb.2008.1401](https://doi.org/10.1098/rspb.2008.1401) [Medline](#)
20. S. Descamps, S. Boutin, D. Berteaux, A. G. McAdam, J.-M. Gaillard, Cohort effects in red squirrels: the influence of density, food abundance and temperature on future survival and reproductive success. *J. Anim. Ecol.* **77**, 305 (2008). [doi:10.1111/j.1365-2656.2007.01340.x](https://doi.org/10.1111/j.1365-2656.2007.01340.x) [Medline](#)
21. S. Creel, B. Dantzer, W. Goymann, D. R. Rubenstein, The ecology of stress: effects of the social environment. *Funct. Ecol.* **27**, 66 (2013). [doi:10.1111/j.1365-2435.2012.02029.x](https://doi.org/10.1111/j.1365-2435.2012.02029.x)
22. A. Harris, J. Seckl, Glucocorticoids, prenatal stress and the programming of disease. *Horm. Behav.* **59**, 279 (2011). [doi:10.1016/j.yhbeh.2010.06.007](https://doi.org/10.1016/j.yhbeh.2010.06.007) [Medline](#)
23. O. P. Love, T. D. Williams, The adaptive value of stress-induced phenotypes: effects of maternally derived corticosterone on sex-biased investment, cost of reproduction, and maternal fitness. *Am. Nat.* **172**, E135 (2008). [doi:10.1086/590959](https://doi.org/10.1086/590959) [Medline](#)
24. R. Boonstra, Reality as the leading cause of stress: rethinking the impact of chronic stress in nature. *Funct. Ecol.* **27**, 11 (2013). [doi:10.1111/1365-2435.12008](https://doi.org/10.1111/1365-2435.12008)
25. A. Catalani *et al.*, Maternal corticosterone during lactation permanently affects brain corticosteroid receptors, stress response and behaviour in rat progeny. *Neuroscience* **100**, 319 (2000). [doi:10.1016/S0306-4522\(00\)00277-3](https://doi.org/10.1016/S0306-4522(00)00277-3) [Medline](#)
26. C. L. Moore, K. L. Power, Prenatal stress affects mother-infant interaction in Norway rats. *Dev. Psychobiol.* **19**, 235 (1986). [doi:10.1002/dev.420190309](https://doi.org/10.1002/dev.420190309) [Medline](#)
27. C. M. Kuhn, J. Pauk, S. M. Schanberg, Endocrine responses to mother-infant separation in developing rats. *Dev. Psychobiol.* **23**, 395 (1990). [doi:10.1002/dev.420230503](https://doi.org/10.1002/dev.420230503) [Medline](#)
28. C. S. Elton, Periodic fluctuations in the numbers of animals: their causes and effects. *Br. J. Exp. Biol.* **2**, 119 (1924).
29. S. Boutin, Food supplementation experiments with terrestrial vertebrates: patterns, problems, and the future. *Can. J. Zool.* **68**, 203 (1990). [doi:10.1139/z90-031](https://doi.org/10.1139/z90-031)
30. C. C. Smith, The adaptive nature of social organization in the genus of three squirrels *Tamiasciurus*. *Ecol. Monogr.* **38**, 31 (1968). [doi:10.2307/1948536](https://doi.org/10.2307/1948536)
31. C. D. Becker, Environmental cues of estrus in the North American red squirrel (*Tamiasciurus hudsonicus* Bangs). *Can. J. Zool.* **71**, 1326 (1993). [doi:10.1139/z93-183](https://doi.org/10.1139/z93-183)
32. S. Boutin, K. W. Larsen, Does food availability affect growth and survival of males and females differently in a promiscuous small mammal, *Tamiasciurus hudsonicus*? *J. Anim. Ecol.* **62**, 364 (1993). [doi:10.2307/5367](https://doi.org/10.2307/5367)
33. B. Dantzer *et al.*, Maternal androgens and behaviour in free-ranging North American red squirrels. *Anim. Behav.* **81**, 469 (2011). [doi:10.1016/j.anbehav.2010.11.021](https://doi.org/10.1016/j.anbehav.2010.11.021)
34. A. G. McAdam, S. Boutin, D. Réale, D. Berteaux, Maternal effects and the potential for evolution in a natural population of animals. *Evolution* **56**, 846 (2002). [Medline](#)
35. M. M. Humphries, S. Boutin, Reproductive demands and mass gains: a paradox in female red squirrels (*Tamiasciurus hudsonicus*). *J. Anim. Ecol.* **65**, 332 (1996). [doi:10.2307/5879](https://doi.org/10.2307/5879)
36. A. G. McAdam, S. Boutin, Maternal effects and the response to selection in red squirrels. *Proc. Biol. Sci.* **271**, 75 (2004). [doi:10.1098/rspb.2003.2572](https://doi.org/10.1098/rspb.2003.2572) [Medline](#)
37. D. Berteaux, S. Boutin, Breeding dispersal in female North American red squirrels. *Ecology* **81**, 1311 (2000). [doi:10.1890/0012-9658\(2000\)081\[1311:BDIFNA\]2.0.CO;2](https://doi.org/10.1890/0012-9658(2000)081[1311:BDIFNA]2.0.CO;2)
38. S. K. Wasser *et al.*, Effects of dietary fibre on faecal steroid measurements in baboons (*Papio cynocephalus cynocephalus*). *J. Reprod. Fertil.* **97**, 569 (1993). [doi:10.1530/jrf.0.0970569](https://doi.org/10.1530/jrf.0.0970569) [Medline](#)
39. B. Dantzer, A. G. McAdam, R. Palme, S. Boutin, R. Boonstra, How does diet affect fecal steroid hormone metabolite concentrations? An experimental examination in red squirrels. *Gen. Comp. Endocrinol.* **174**, 124 (2011). [doi:10.1016/j.ygcen.2011.08.010](https://doi.org/10.1016/j.ygcen.2011.08.010) [Medline](#)
40. M. Weinstock, Alterations induced by gestational stress in brain morphology and behaviour of the offspring. *Prog. Neurobiol.* **65**, 427 (2001). [doi:10.1016/S0301-0082\(01\)00018-1](https://doi.org/10.1016/S0301-0082(01)00018-1) [Medline](#)
41. L. A. M. Welberg, J. R. Seckl, Prenatal stress, glucocorticoids and the programming of the brain. *J. Neuroendocrinol.* **13**, 113 (2001). [Medline](#)
42. B. R. Mueller, T. L. Bale, Impact of prenatal stress on long term body weight is dependent on timing and maternal sensitivity. *Physiol. Behav.* **88**, 605 (2006). [doi:10.1016/j.physbeh.2006.05.019](https://doi.org/10.1016/j.physbeh.2006.05.019) [Medline](#)
43. A. J. Drake, B. R. Walker, J. R. Seckl, Intergenerational consequences of fetal programming by in utero exposure to glucocorticoids in rats. *Am. J. Physiol. Regul. Integr. Comp. Physiol.* **288**, R34 (2004). [doi:10.1152/ajpregu.00106.2004](https://doi.org/10.1152/ajpregu.00106.2004) [Medline](#)
44. S. M. Digweed, D. Rendall, T. Imbeau, Who's your neighbor? Acoustic cues to individual identity in red squirrel *Tamiasciurus hudsonicus* rattle calls. *Curr. Zool.* **58**, 758 (2012).
45. J. K. Shonfield, thesis, University of Guelph (2010).
46. P. Casolini *et al.*, Effect of increased maternal corticosterone during lactation on hippocampal corticosteroid receptors, stress response and learning in offspring in the early stages of life. *Neuroscience* **79**, 1005 (1997). [doi:10.1016/S0306-4522\(96\)00668-9](https://doi.org/10.1016/S0306-4522(96)00668-9) [Medline](#)
47. A. Catalani *et al.*, Maternal corticosterone influences behavior, stress response and corticosteroid receptors in the female rat. *Pharmacol. Biochem. Behav.* **73**, 105 (2002). [doi:10.1016/S0091-3057\(02\)00755-4](https://doi.org/10.1016/S0091-3057(02)00755-4) [Medline](#)
48. J. M. Mateo, Inverted-U shape relationship between cortisol and learning in ground squirrels. *Neurobiol. Learn. Mem.* **89**, 582 (2008). [doi:10.1016/j.nlm.2007.11.002](https://doi.org/10.1016/j.nlm.2007.11.002) [Medline](#)
49. M. J. Sheriff, B. Dantzer, B. Delehanty, R. Palme, R. Boonstra, Measuring stress in wildlife: techniques for quantifying glucocorticoids. *Oecologia* **166**, 869 (2011). [doi:10.1007/s00442-011-1943-y](https://doi.org/10.1007/s00442-011-1943-y) [Medline](#)
50. B. Dantzer *et al.*, Fecal cortisol metabolite levels in free-ranging North American red squirrels: Assay validation and the effects of reproductive condition. *Gen. Comp. Endocrinol.* **167**, 279 (2010). [doi:10.1016/j.ygcen.2010.03.024](https://doi.org/10.1016/j.ygcen.2010.03.024) [Medline](#)
51. D. Réale, D. Berteaux, A. G. McAdam, S. Boutin, Lifetime selection on heritable life-history traits in a natural population of red squirrels. *Evolution* **57**, 2416 (2003). [Medline](#)
52. R Development Core Team, 2008. R: A language and environment for statistical computing. (available at <http://www.R-project.org>.)
53. D. Bates, M. Maechler, B. Dai, lme4: Linear mixed-effects models using S4 classes. (available at <http://lme4.r-forge.r-project.org/>, 2008)
54. J. C. Pinheiro, D. M. Bates, *Mixed-effects models in S and S-Plus* (Springer Verlag, New York, 2009).
- Acknowledgments:** We thank Agnes Moose and family for access to their traditional trapping area; F. E. Stewart, S. E. Evans, S. E. McFarlane, Q. E. Fletcher, S. Hossain, R. W. Taylor, and all squirrelers for assistance; A. Sykes and E. Anderson for data management; A. Charmantier, T. Getty, K. E. Holekamp, J. S. Lonstein, C. T. Williams, T. D. Williams, and three anonymous

reviewers for incisive comments. Funded by NSERC, NSF (DEB-0515849, IOS-1110436), and Ontario Ministry of Research Innovation. Data deposited in the Dryad Repository (<http://dx.doi.org/10.5061/dryad.b3h4q>). Publication No. 69 of the Kluane Red Squirrel Project.

Supplementary Materials

www.sciencemag.org/cgi/content/full/science.1235765/DC1

Materials and Methods

Figs. S1 to S3

Tables S1 to S7

References (30–54)

28 January 2013; accepted 05 April 2013

Published online 18 April 2013

10.1126/science.1235765

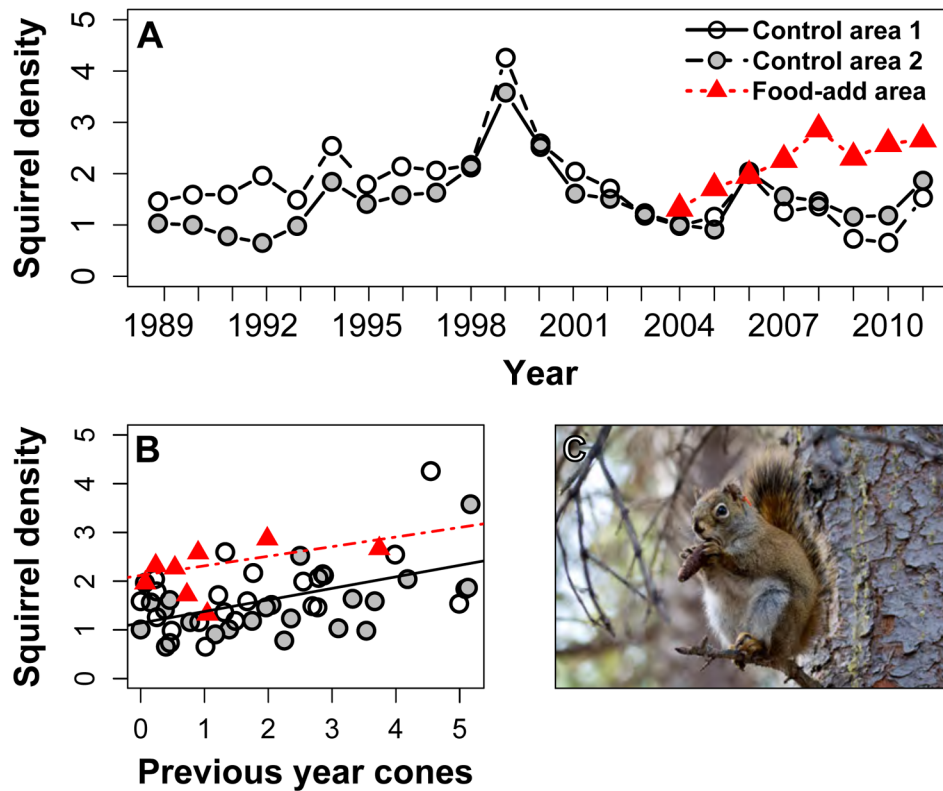


Fig. 1. A) Yukon red squirrels experience recurrent fluctuations in population density (squirrels/hectare) due to inter-annual variation in white spruce cone abundance (11, 12). B) Spruce cone production in the previous autumn is associated with increased spring population density on two control study areas ($b = 0.24 \pm 0.05$, $t_{53} = 4.3$, $P < 0.0001$) and one study area (Food-add) where squirrels have been provided with supplemental food since autumn 2004 ($b = 0.20 \pm 0.19$, $t_{53} = -0.22$, $P > 0.5$). Autumn spruce cone production is an index on a ln scale (11). Regression lines from a linear mixed-effects model. C) Red squirrel extracting seeds from a white spruce cone. Photo by R. W. Taylor.

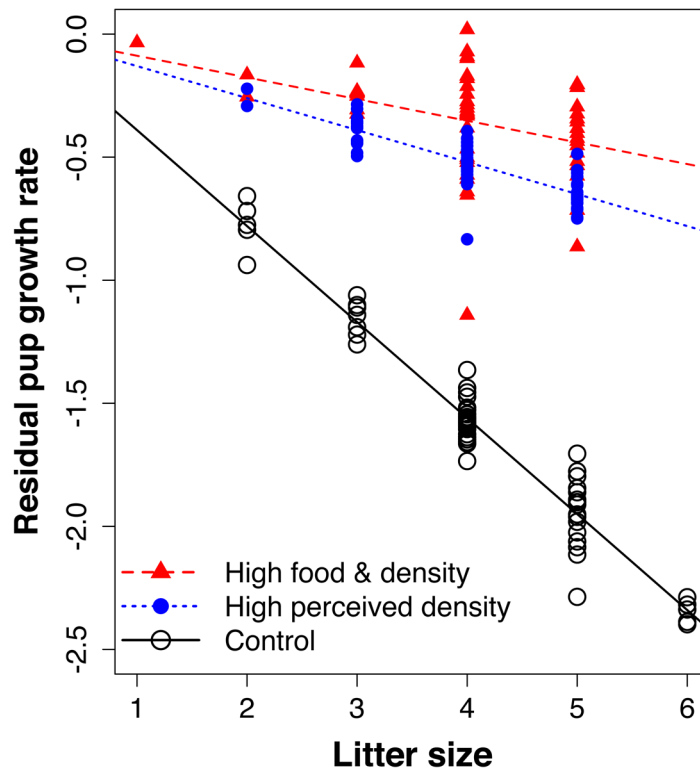


Fig. 2. Female red squirrels experiencing experimentally increased perceived population density (rattle playbacks, $n = 19$ females, 67 pups) produced offspring that grew significantly faster than those produced by controls ($n = 19$ females, 65 pups) but similar to those produced by food-supplemented females ($n = 16$ females, 55 pups) experiencing increased actual density. Values on the y-axis represent residuals from a linear mixed-effects model (table S2).

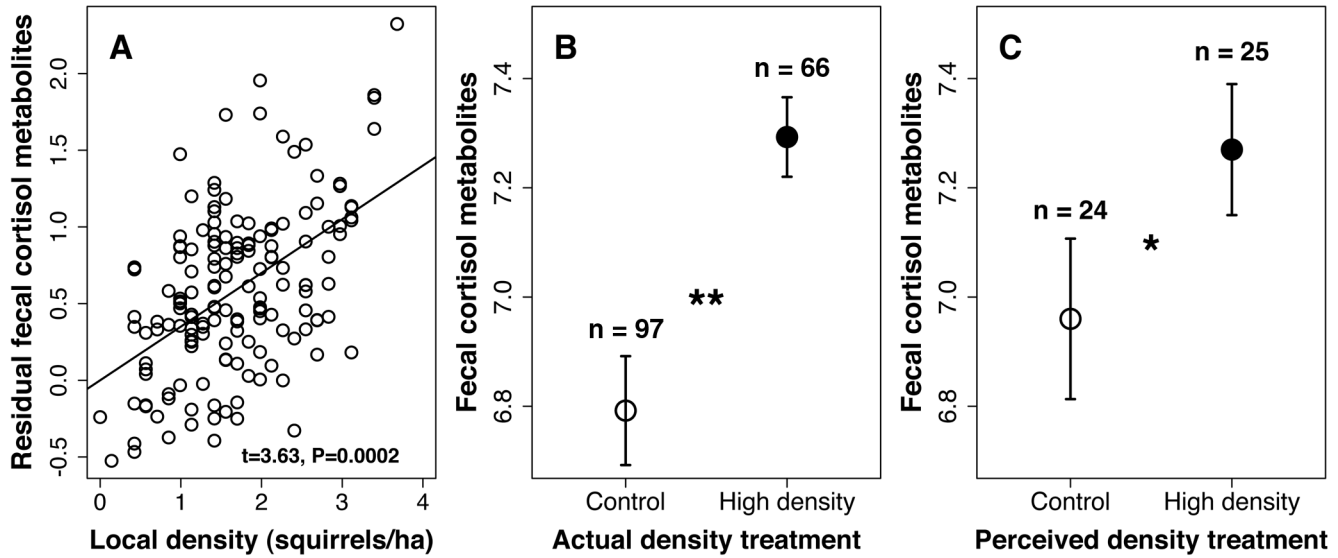


Fig. 3. A) Female red squirrels living under high-density conditions had higher concentrations of fecal cortisol metabolites (FCM). Squirrels experiencing experimentally increased B) actual density resulting from long-term food-supplementation or C) perceived density (rattle playbacks) had significantly higher concentrations of FCM than controls. Values on the y-axis represent either (A) residuals from a linear mixed-effects model (table S4) or (B, C) raw FCM (ln ng/g dry feces). Sample sizes refer to the number of fecal samples analyzed. Significant differences noted by “***” ($P < 0.01$) and “**” ($P < 0.05$; table S4).

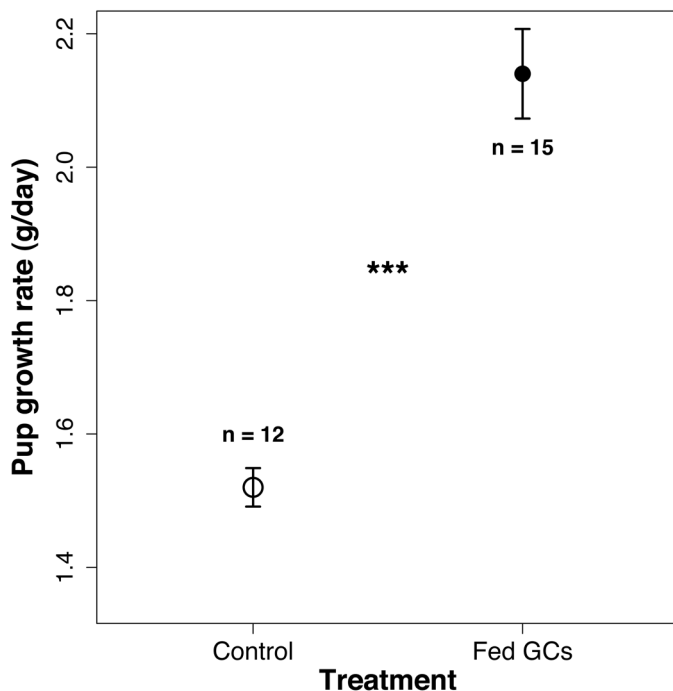


Fig. 4. Offspring produced by female red squirrels provisioned with cortisol grew significantly faster than those from controls. Raw offspring growth rates (mean \pm SE) are shown on y-axis. Sample sizes denote number of pups. Fed GCs corresponds to provisioning with three different cortisol concentrations (fig. S2). Significant difference is noted by “****” ($P < 0.0001$; table S6).