

RYDW[®]

RYDW[®]



RUIAN RONYU AUTO PARTS CO.LTD

MOB: 0086-13616600085

TEL: 0086-0577-66868575

FAX: 0086-0577-66868576

HTTP: www.ronyu-china.com

EMAIL: info@rouyu-china.com

 &  : 861361660085

ADD: DONGXIN SCIENCE & TECHNOLOGY PARK, RUIAN CITY, ZHEJIANG, CHINA




OIL PUMP

RUIAN RONYU AUTO PARTS CO.LTD



CONTENTS




ALFA ROMEO	阿尔法罗密欧系列	001-001
AUDI	奥迪系列	002-006
BMW	宝马系列	007-007
BUICK	别克系列	008-009
CHRYSLER	克莱斯勒系列	010-012
DAIHATSU	大发系列	013-013
DAEWOO	大宇系列	014-014
DEUTZ	道依茨系列	015-018
DODGE	道奇系列	019-020
FIAT	菲亚特系列	021-027
FORD	福特系列	028-037
HONDA	本田系列	038-041
HYUNDAI	现代系列	042-045
ISUZU	五十铃系列	046-049
KIA	起亚系列	050-050
LADA	拉达系列	051-052
LAND ROVER	路虎系列	053-053
MAZDA	马自达系列	054-055
MERCEDES-BENZ	奔驰系列	056-059
MITSUBISHI	三菱系列	060-066
MWM	曼海姆系列	067-067
NISSAN	尼桑系列	068-074
OPEL	欧宝系列	075-081
PEUGEOT	标致系列	082-085
RENAULT	雷诺系列	086-090
SUZUKI	铃木系列	091-092
TOYOTA	丰田系列	093-103
VOLKSWAGEN	大众系列	104-111
OTHERS	其它车型	112-128
PERKINGS	帕金斯系列	129-129
DOMESTIC	国内车型	130-133
GM	通用系列	134-134
TRUCK	卡车系列	134-134

Art of manufacture

Only to be in-depth study on the basis of product characteristics can be targeted to improve the product performance, the art of reproduction is always built on the basis of understanding. Based on this, we in the production process meticulous attitude and precision of the production of knowledge, not only improved the product's performance, but also led us to win the broad market and the credibility. We are sure that every procedure is fulfilled by us wholeheartedly , and we always strive to make the production process into the process of artistic creation.

实力，见证品质
Strength, witness quality







PRODUCT ASSEMBLY

Design and manufacture top quality products with advanced technologies, perfect manufacture system.


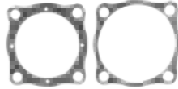

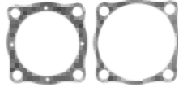








ALFA ROMEO 阿尔法罗密欧系列

AUDI 奥迪系列

RY NO. PHOTO ORIGINAL NO. APPLICATION YEAR ACCESSORIES

RY NO.	PHOTO	ORIGINAL NO.	APPLICATION	YEAR	ACCESSORIES
RY-AL101		60568766			<input checked="" type="checkbox"/> Bolt 

RY NO. PHOTO ORIGINAL NO. APPLICATION YEAR ACCESSORIES

RY NO.	PHOTO	ORIGINAL NO.	APPLICATION	YEAR	ACCESSORIES
RY-AU101		111115107BK M79C	VW Transporter type 1 - 1.5/ 1.6 VW Transporter type 2 - 1.5/ 1.6 For air-cooled engines With holes for 8mm studs, 4mm flange and 26mm gears	71/80 71/92	<input checked="" type="checkbox"/> Gasket 
RY-AU102		111115107AK	VW Transporter type 1 - 1.5/ 1.6 VW Transporter type 2 - 1.5/ 1.6 For air-cooled engines With holes for 8mm studs, 4mm flange and 21mm gears	70/86 69/71	<input checked="" type="checkbox"/> Gasket 
RY-AU103		111115107AKHD	VW Transporter 1 1.5/ 1.6 For air-cooled engines With holes for 8mm studs, 8mm flange and 26mm gears	69/71	<input checked="" type="checkbox"/> Gasket 
RY-AU104		111115107AKSHD	VW Transporter 1 1.3/ 1.6 For air-cooled engines With holes for 8mm studs, 12mm flange and 30mm gears	69/71	<input checked="" type="checkbox"/> Gasket 
RY-AU105		111115107BKHD	VW Transporter type 1-1.3/ 1.6 For air-cooled engines With holes for 8mm studs, 8mm flange and 30mm gears	71/79	<input checked="" type="checkbox"/> Gasket 
RY-AU106		311115107AK M79A	Fusca1.3/1.5/1.6 BrasliaSTD./LS 1.5/1.6 Gol BX 1.3/1.6 Kombi STD./ Carat/ Furgol/ Pick-up/ 1.3/1.5/1.6 VW Transporter 1/2 1.5/ 1.6 with holes for 8mm studs, 8mm flange and 21mm gears	67/96 73/82 80/83 57/ 67/69	<input checked="" type="checkbox"/> Gasket 













OIL PUMP

OIL PUMP













AUDI 奥迪系列

AUDI 奥迪系列

RY NO. PHOTO ORIGINAL NO. APPLICATION YEAR ACCESSORIES









RY-AU107		311115107AKHD	Fusca 1.3/1.5/1.6 BrasiliaSTD./LS 1.5/1.6 Gol-BX - 1.3/ 1.6 KombiSTD./Carat/Furgao/ Pick-up - 1.3/ 1.5/ 1.6 with holes for 8mm studs, 12mm flange and 26mm gears	72/96 73/82 80/83 57/	<input checked="" type="checkbox"/> Gasket 
RY-AU108		034115105A 034115105D	AUDI 100 KU/RT/MC/NF 2.0 LITER 2.2 LITER	84	<input checked="" type="checkbox"/> Gasket 
RY-AU109		036115105B 036115105D 030115105N 030115105P	A2 (8Z0) 1.4, 1.4 TDI Arosa (6H) 1.0, 1.4, 1.4 16V Ibiza II (6K1) 1.0 i, 1.4 i Cordoba (6K2)1.0 16V Inca (9KSF)1.4 16V, 1.4 i, 1.6 i Leon (1M1)1.4 16V, 1.6 16 V Toledo II (1M2)1.4 16V, 1.6 16V Octavia (1U2) 1.4 16V Fabia (6Y2) 1.4 16V Toledo II (1M2) 1.4 16V, 1.6 16V	2000 97 93/99 99/02 95 99 99 96 99 99	<input checked="" type="checkbox"/> Gasket 
RY-AU110	 Chain Gear:31 Teeth	06A115105 M367	Golf - 1.6/ 2.0 / 2.0 Confortorline Golf GTI - 1.8 Turbo Golf A4 1.8 / 2.0L Golf A4 - 1.6 8V (importado) New Beetle - 2.0 8V Audi A3 - 1.6 / 1.6L / 1.8L Audi A3 - 1.8 / 1.8 Turbo Passat - 1.8 Variant - 1.8 Bora - 2.0 Bora - 2.0 Confortorline 8v Vario AKL - 1.6 8v Cordoba AKL - 1.6 8v Ibiza AKL 1.6 8v Polo 2.0	99/ 00/ 01/ 98 99 99/ 00/ 01/ 01/ 01/ 00/ 99/ 99/	<input checked="" type="checkbox"/> Gasket 
RY-AU111		078115105A 078115105D	80 Cabrio (8G7, B4) 2.6, 2.8 A4 (8D2, B5) 2.4, 2.4 quattro, 2.6, 2.6 quattro, 2.8, 2.8 quattro A4 Avant (8D5, B5) 2.4, 2.4 quattro, 2.6, 2.6 quattro, 2.8, 2.8 quattro A4 (8E2, B6) 2.4 A4 Avant (8E5, B6) 2.4 A4 Cabrio (8H7) 2.4 A6 (4B, C5) 2.4, 2.4 quattro, 2.7 T, 2.7 T quattro, 2.8, 2.8 quattro A8 (4D2, 4D8) 02.8, 2.8 quattro	91/00 95/00 95/01 00/04 01/04 2004 2002 97/05	<input checked="" type="checkbox"/> Gasket 
RY-AU112		069115105Q			<input checked="" type="checkbox"/> Gasket 





RY NO. PHOTO ORIGINAL NO. APPLICATION YEAR ACCESSORIES

RY-AU113	 Chain Gear:31 Teeth	06A115105B	Golf - 1.6/ 2.0 / 2.0 Golf GTI - 1.8 Turbo Golf A4 1.8 / 2.0L Golf A4 - 1.6 8V (importado) New Beetle - 2.0 8V Audi A3 - 1.6 / 1.6L / 1.8L Audi A3 - 1.8 / 1.8 Turbo Passat - 1.8 Variant - 1.8 Bora - 2.0 Bora - 2.0 Confortorline 8v Vario AKL - 1.6 8v Cordoba AKL - 1.6 8v Ibiza AKL - 1.6 8v Polo 2.0	99/ 00/ 01/ 08-98 /07-99 99/ 99/ 00/ 01/ 01/ 99/ 05-02	<input checked="" type="checkbox"/> Gasket 
RY-AU114		074115105A 074115105B 074115105D	100 (4A, C4) 2.5 TDI 100 Avant (4A, C4) 2.5 TDI A6 (4A, C4) 2.5 TDI, 2.5 TDI quattro A6 Avant (4A, C4) 2.5 TDI, 2.5 TDI quattro	90/94 90/94 94/97 94/97	<input checked="" type="checkbox"/> Gasket 
RY-AU115		078115109D 078115109A			<input checked="" type="checkbox"/> Gasket 
RY-AU116		078115109J 078115103D	80 (8C, B4) 2.6, 2.6 quattro, 2.8, 2.8 quattro 80 Avant (8C, B4) 2.6, 2.6 quattro, 2.8, 2.8 quattro 80 Cabrio (8G7, B4) 2.6, 2.8 Coup (89, 8B) 2.6, 2.6 quattro, 2.8, 2.8 quattro A4 (8D2, B5) 2.4, 2.6, 2.6 quattro, 2.8, A4 Avant (8D5, B5) 2.4, 2.6, 2.6 quattro, 2.8, A6 (4A, C4) 2.6, 2.6 quattro, 2.8, 2.8 quattro A6 Avant (4A, C4) 2.6, 2.6 quattro, 2.8, 2.8 quattro A8 (4D2, 4D8) 2.8, 2.8 quattro	91/94 91/96 91/00 88/96 95/00 95/01 94/97 94/97 94/02	<input checked="" type="checkbox"/> Gasket 
RY-AU117		069115105J 069115105 069115105B 073115105	Audi100 CN 2 Audi100 DE 2 Audi100 Avant CN 2 DE 2 VW LT 28 Bus CP 2,4 DL 2,4 VW LT 28 Bus DV 2,4 DW 2,4 VW LT 28 Bus HS 2,4 1E 2,4 VW LT 28 Bus 1G 2,4 1S 2,4		<input checked="" type="checkbox"/> Gasket 
RY-AU118		077115103E	100 (4A, C4) S4 V8 quattro 100 Avant (4A, C4) S4 V8 quattro A6 (4A, C4) S6 4.2 quattro A6 Avant (4A, C4) S6 4.2 quattro A8 (4D2, 4D8) 3.7, 3.7 quattro, 4.2 quattro, S 8 quattro V8 (D1)	90/94 90/94 94/97 94/97 94/02 88/94	<input checked="" type="checkbox"/> Gasket 

OIL PUMP

OIL PUMP

RY NO.	PHOTO	ORIGINAL NO.	APPLICATION	YEAR	ACCESSORIES
RY-AU119		052115105B	50 LS/GLS HB/HC/HD 50LS/GLS HH FY/FZ 80 1.3 ZA/ZF/YJ 8VSOHC	75/88 80/83 78/83	
RY-AU120		034115105B	AUDI 100KU/RT/MC/NF 2.0 LITER 2.2 LITER	84	<input checked="" type="checkbox"/> Gasket 
RY-AU121		1131151071A	BOMBA DE DLEO PARA MOTORES 1300 CC /1500 CC /1600CC With holes for 8mm studs, 8mm flange and 21mm gears	67/73	<input checked="" type="checkbox"/> Gasket 
RY-AU122		311115107FV	BOMBA DE DLEO PARA MOTORES 1300 CC /1500 CC /1600CC With holes for 8mm studs, 12mm flange and 26mm gears	72	<input checked="" type="checkbox"/> Gasket 
RY-AU123					
RY-AU124			Iron Casting 铸铁		

RY NO.	PHOTO	ORIGINAL NO.	APPLICATION	YEAR	ACCESSORIES
RY-AU125		03L115105C (with tube) 03L115105B (without tube)			
RY-AU126		038115105D	Chain Gear:31 Teeth		
RY-AU127		06E115105			
RY-AU128		038115105C	Chain Gear: 23 Teeth		
			AUDI A3 1.9/2.0 TDI (8P1) AUDI A3 Cabriolet 1.9TDI (8P7) AUDI A3 Sportback 1.9/2.0TDI (8PA) SEAT ALTEA 1.9/2.0 TDI (5P1) SEAT ALTEA XL 1.9/2.0 TDI (5P5,5P8) SEAT CORDOBA 1.9 TDI (6L2) SEAT IBIZA IV 1.9 TDI (6L1) SEAT IBIZA V 1.9 TDI (6J5) SEAT IBIZA V SPORTCOUPE 1.9TDI (6J1) SEAT LEON 1.9/2.0 TDI (1P1) SEAT TOLEDO III 1.9/2.0 TDI (5P2) SKODA (1Z3 ,1Z5,5J,3T4,5L) VOLKSWAGEN(2KA,2KH,2CA,2CH, 2KB,2KJ,2CB,2CJ,1F7,1F8,5M1,521, 1K1,1K5,5K1,1K2,3C2,3C5,137,1T1, 1T2)		

BMW 宝马系列

BUICK 别克系列

RY NO. PHOTO ORIGINAL NO. APPLICATION YEAR ACCESSORIES

RY NO.	PHOTO	ORIGINAL NO.	APPLICATION	YEAR	ACCESSORIES
RY-BM101		114117401154 11411740965 11411740967			
RY-BM102		11411286468 11411267384			
RY-BM103		11411286493 11411262435 11411267198 11411267383 11411274491	BM5 E28 528 518I BM3 E21 315 316 318 318I BM3 E30 316 316I 318 318I M3 2.3 318		
RY-BM104		11411748146			
RY-BM105	 Drive Gear:42 Teeth	10600044CB 10600046CB 75003241 (11277594471 assembly)	BMW 1-Series, E81, E82, E87, E88 BMW 3-Series, E90, E90N, E91, E92, E93 BMW 5-Series, E60 BMW X1, E84BMW Z4,E85 N46B20, N42B20		

RY NO. PHOTO ORIGINAL NO. APPLICATION YEAR ACCESSORIES





RY NO.	PHOTO	ORIGINAL NO.	APPLICATION	YEAR	ACCESSORIES
RY-BK101		12640448 M353			<input type="checkbox"/> Clip
RY-BK102	 Chain Gear :27 Teeth		别克昂科拉1.4T 昂科威1.5T 威朗1.5T	2014	
RY-DE101B	 Aluminium Back Plate	96386934 25182606 M275			<input checked="" type="checkbox"/> Gasket
RY-OP107		24406585 90570980 09129092 93287137 0646067	PARAMOTORES VECTRA2.0 16V VECTRA2.2 16V ASTRA2.0 16V ZAFIRA2.0 16V	99	<input checked="" type="checkbox"/> Gasket Special-shaped Ring
RY-OP108		90570925 90499157	Bomba para motores ohc 2000 Vectra astra pickup s10 Omega 2.2suprema 2.2 Blazer 2.2 Kaddet Ipanema gl/gls2.0	93	<input checked="" type="checkbox"/> Gasket O-ring
RY-OP110		93293030	GM L4 1.4L (85), 1.6L (96) SOHC 8 Vál. 1994-12, Chevy, C2, Pop, Swing, Monza, Pick Up, Station Wagon		<input checked="" type="checkbox"/> Gasket













BUICK 别克系列

CHRYSLER 克莱斯勒系列

OIL PUMP

OIL PUMP

RY NO.	PHOTO	ORIGINAL NO.	APPLICATION	YEAR	ACCESSORIES
RY-O10		10118639 M134	GM V6 2.8L (173), 3.1L (189), 3.4L (207), 1990-09, Century, Regal, Rendezvous, Beretta, Camaro, Cavalier, Impala, Lumina, Malibu, Monte Carlo, Uplander, Venture, Equinox, S-10, S-15, Pick-Up, Cutlass, Silhouette, Aztek, Firebird, Grand Am, Grand Prix, Montana, Torrent, Trans Sport		<input checked="" type="checkbox"/> Shaft 
RY-O17		12606580 12584621 12606590 90537914 12637040	GM L4 2.2 SOHC, DOHC Astra, Zafira, Vectra	2000-2009	
RY-O26		12579555 12591997 12591990	BUICK REGAL 3.0		

RY NO.	PHOTO	ORIGINAL NO.	APPLICATION	YEAR	ACCESSORIES
RY-CR101		4663747 4663744 4663745 4663750 M296	CHRYSLER 300 V6-2.7L CHRYSLER CONCORDE V6-2.7L CHRYSLER INTREPID V6-2.7L CHRYSLER SEBRING V6-2.7L DODGE CHARGER V6-2.7L DODGE INTREPID V6-2.7L DODGE MAGNUM V6-2.7L DODGE STRATUS V6-2.7L	07-05 04-98 04-98 07-01 07-06 04-98 07-05 06-01	
RY-CR102					
RY-CR103		OPC30PTT 04884390AB	CHRYSLER PT CRUISER L4-2.4L DODGE NEON L4-2.4L	07-03 05-04	<input checked="" type="checkbox"/> O-ring 
RY-CR104		OPC30 04781456AD	CHRYSLER SEBRING L2-2.4L CHRYSLER VOYAGER L4-2.4L DODGE CARAVAN L4-2.4L DODGE STRATUS L4-2.4L	04-01 03-01 04-01 04-01	<input checked="" type="checkbox"/> O-ring 
RY-CR105		OPC30PT	Chrysler PT Cruiser 2.4L DOHC 16v	2001-2002	<input checked="" type="checkbox"/> O-ring 
RY-CR106		OP143			<input checked="" type="checkbox"/> Gasket  O-ring  Bush 

CHRYSLER 克 莱斯勒系列

CHRYSLER 克 莱斯勒系列

RY NO. PHOTO ORIGINAL NO. APPLICATION YEAR ACCESSORIES

RY-CR107		4663747 4663744 4663745 4663750 M296	CHRYSLER 300 V6-2.7L CHRYSLER CONCORDE V6-2.7L CHRYSLER INTREPID V6-2.7L CHRYSLER SEBRING V6-2.7L DODGE CHARGER V6-2.7L DODGE INTREPID V6-2.7L DODGE MAGNUM V6-2.7L DODGE STRATUS V6-2.7L	07-05 04-98 04-98 07-01 07-06 04-98 07-05 06-01	<input checked="" type="checkbox"/> O-ring
RY-CR108		2806270 4071040 4626055 53009295 M72	STANDARD 273-360 V8 360	1964-2003	<input checked="" type="checkbox"/> Gasket
RY-CR109		4298537 4323626 4397746 4397746AB 4379827 4442295 4626695 4667379 M118			<input checked="" type="checkbox"/> O-ring
RY-CR110		OP1156 M345	CHRYSLER 300 V6-3.5L CHRYSLER PACIFICA V6-4.0L CHRYSLER SEBRNG V6-3.5L CHRYSLER TOWN& COUNRTY V6-4.0L DODGE AVENGER V6-3.5L DODGE CHALLENGER V6-3.5L DODGE CHARGER V6-3.5L DODGE GRAND CARAVAN V6-4.0L DODGE JOURNEY V6-3.5L DODGE MAGNUM V6-3.5L DODGE NITRO V6-4.0L	10-08 08-07 10-07 10-08 10-08 10-09 10-08 10-08 10-09 2008 10-07	<input checked="" type="checkbox"/> Gasket
RY-CR111		OP1150 M421			<input checked="" type="checkbox"/> Gasket O-ring Bush
RY-CR112		OP1150A M441	CHRYSLER PACIFICA V6-3.5L	06-05	<input checked="" type="checkbox"/> Gasket O-ring Bush

RY NO. PHOTO ORIGINAL NO. APPLICATION YEAR ACCESSORIES

RY-CR113		7B0115105C OP1151 M521	CHRYSLER 300 V6-3.5L DODGE CHARGER V6-3.5L DODGE MAGNUM V6-3.5L	07-05 07-06 07-05	<input checked="" type="checkbox"/> Gasket
RY-CR114		04667884 4667884 4667884AC M190 MD4761538	CHRYSLER,EAGLE2000cc 4CYL,DOCH SOCH 16V 4A20,A588 ECLIPSE	1995-2000	<input checked="" type="checkbox"/> O-ring
RY-CR115		4694304 M247	CIRRUS 2400cc BREEZE 2400cc CARAVAN GRAND STRATUS SEBRING VOYAGER GRAND VOYAGER	1997-2002 1998-2000	<input checked="" type="checkbox"/> O-ring
RY-CR116		05184295AH 68252670AA 68252670AB 05184295AE 05184295AF 05184295AG 68138644AA 68138644AB	Chrysler 200 Chrysler 300 Chrysler Sebring Chrysler Town & Country Dodge Avenger Dodge Challenger Dodge Charger Dodge Durango Dodge Express Dodge Grand Caravan Dodge Journey Dodge Magnum Dodge Ram 1500 Dodge Ram 2500 Dodge Ram Cargo Van Dodge Wd75 Jeep Cherokee Jeep Grand Cherokee Jeep Wrangler RAM 1500 RAM 2500 RAM 3500 RAM C/V	2012-2017 2011-2017 2011 2011-2016 2011-2014 2011-2017 2011-2017 2012-2015 2011 2011-2017 2011-2017 2011 2013 2016 2013 2011 2014-2017 2011-2015 2012-2017 2014-2017 2014-2017 2014-2017 2014	

DAIHATSU 大发系列

RY NO. PHOTO ORIGINAL NO. APPLICATION YEAR ACCESSORIES







RY NO.	PHOTO	ORIGINAL NO.	APPLICATION	YEAR	ACCESSORIES
RY-DA101		1511087703	CHARADE,CX,CXL,993 S-75,HIJET 1000 CHARADE,G10,G11 G100,AC CB60	83/85	
RY-DA102		1510097212			

DAEWOO 大宇系列

RY NO. PHOTO ORIGINAL NO. APPLICATION YEAR ACCESSORIES


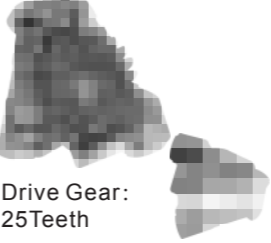
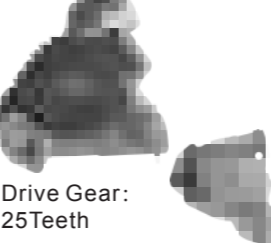



RY NO.	PHOTO	ORIGINAL NO.	APPLICATION	YEAR	ACCESSORIES
RY-DE101	 Iron Back Plate	96353242 90541505 96386460 96351059 96350159	CORSK/KADETT/VECTRA 14NV-16NV ASTRA/BELMONT/ CAVALIER NOVA ENG.14NV/16SV		<input checked="" type="checkbox"/> Gasket
RY-DE101B	 Aluminium Back Plate	96386934 25182606 M275	GM L4 1.6L (2008-11) Aveo		<input checked="" type="checkbox"/> Gasket
RY-DE102		16100A70B2300 160010810000 94580158 96325246 25189698 1610070B10 1610070810	TICO MATIZI M100,M150	1998/2005	
RY-DE103		90298370 90298371			<input checked="" type="checkbox"/> Gasket
RY-DE104		OP528	Suzuki Verona 2.5L L6	2004/2006	<input checked="" type="checkbox"/> Gasket Special-shaped Ring
RY-DE105		55556428 55566793 55565003 55559194 55566893 55582107 12992379	CRUZE PC PD PE Cruze-1.8 16V Sonic-1.6 16V		

DEUTZ 道依茨系列

RY NO.	PHOTO	ORIGINAL NO.	APPLICATION	YEAR	ACCESSORIES
RY-DU101		2934430 M4430	F4L1011		
RY-DU102		4173018 4175573 M5573	F2/3L1011		
RY-DU103		4286878 04256853 M6878	BE4L1011F F4L1011F BF4M1011F F4M1011F		
RY-DU104		4102478 4280165 4287078 4280478 M478	TDC2011L03 BF3L2011 BF4LM2011 F4L2011 F4M2011		
RY-DU105		03365893	F6L614A		
RY-DU106		04280145	F2L2011 F3L2011 F2M2011 F3M2011		

OIL PUMP

DEUTZ 道依茨系列

RY NO.	PHOTO	ORIGINAL NO.	APPLICATION	YEAR	ACCESSORIES
RY-DU107		04270645 04270245 04178969 04179713	4L/4M1011		
RY-DU108	 Drive Gear: 25Teeth	04230651 04231307 04234145 04159964	F4L912		
RY-DU109	 Drive Gear: 25Teeth	04231309 04230653 04159951 04234146 04158341 04157674 02130385	F6L912		
RY-DU110		04905476	TCD6L2013		
RY-DU111		04259225	BF6M1013		
RY-DU112		1011015-56D	BF6M2012 D6D		

OIL PUMP


DEUTZ 道依茨系列

DEUTZ 道依茨系列

OIL PUMP









OIL PUMP







RY NO.	PHOTO	ORIGINAL NO.	APPLICATION	YEAR	ACCESSORIES
RY-DU113		02112671	BF4M1013EC BF6M1013EC BFM1012		
RY-DU114		02112672	BF6M2012C		
RY-DU115		02112675	BF6M1013EC BF6M1013FC		
RY-DU116		02112673	BF6M2012C		
RY-DU117		02112674	BF6M2012C		
RY-DU118		04296790	TCD2013L04 TCD2013L06		

RY NO.	PHOTO	ORIGINAL NO.	APPLICATION	YEAR	ACCESSORIES
RY-DU119		04296791	TCD6L2013		

DODGE 道奇系列

DODGE 道奇系列

RY NO.	PHOTO	ORIGINAL NO.	APPLICATION	YEAR	ACCESSORIES
RY-DO101		53020827AB 53020827 OP0601 M297	DODGE DAKOTA V8-4.7L DODGE DAKOTA V6-3.7L DODGE DURANGO V8-4.7L DODGE DURANGO V6-3.7L DODGE RAM 1500 TRUCK V8-4.7L DODGE RAM 1500 TRUCK V6-3.7L JEEP COMMANDER V8-4.7L JEEP COMMANDER V6-3.7L JEEP GRAND CHEROKEE V6-3.7L JEEP GRAND CHEROKEE V8-4.7L JEEP LIBERTY V6-3.7L MITSUBISHI RAIDER V8-4.7L MITSUBISHI RAIDER V6-3.7L	05-00 06-04 05-00 06-04 05-02 06-02 2006 2006 06-05 06-99 06-02 07-06 07-06	<input checked="" type="checkbox"/> O-ring 
RY-DO102		12563964 12586665 17801836 17801830 8125866650 OP3165 M295	BUICK RAINIER V8-5.3L CADILLAC ESCALADE V8-5.3L CHEVROLET AVALANCHE 1500 V8-5.3L CHEVROLET CAMARO V8-5.7L CHEVROLET CORVETTE V8-5.7L CHEVROLET EXPRESS 3500 V8-4.8L CHEVROLET SILVERADO 3500 V8-6.0L CHEVROLET SSR V8-5.3L CHEVROLET SUBURBAN 2500 8-6.0L CHEVROLET TAHOE V8-4.8L CHEVROLET TRAILBLAZER V8-6.0L GMC ENVOY V8-5.3L GMC SAVANA 3500 V8-4.8L GMC SIERRA C3 2001 V8-6.0L GMC YUKON V8-5.3L GMC YUKON DENALI V8-6.0L GMC YUKON XL 1500 V8-5.3L HUMMER H2 V8-6.0L PONTIAC FIREBIRD V8-5.7L	2004 05-02 06-02 02-98 03-97 07-05 07-01 2003 06-00 06-00 08-06 04-03 07-04 04-02 06-00 06-01 06-00 07-03 02-98	<input checked="" type="checkbox"/> O-ring  
RY-DO103		4621894	DODGE CHRYSLER		
RY-DO104		OP1160 53021622AF 53021622AD M342	CHRYSLER 300 V8-5.7L DODGE CHARGER V8-5.7L DODGE DURANGO V8-5.7L DODGE MAGNUM V8-5.7L DODGE RAM 1500 TRUCK V8-5.7L DODGE RAM 2500 TRUCK V8-5.7L DODGE RAM 3500 TRUCK V8-5.7L JEEP COMMANDER V8-5.7L JEEP GRAND CHEROKEE V8-5.7L	07-05 07-06 07-04 06-05 07-03 07-03 07-03 07-06 07-05	
RY-DO105					

RY NO.	PHOTO	ORIGINAL NO.	APPLICATION	YEAR	ACCESSORIES
RY-DO106		OP1163 53021622 53021622BF 53021622BH M452	DURNAGO 5700cc CHARGER DOURANGO MAGNUM RAM 1500/2500/3500 TRUCK	2002-2007	<input checked="" type="checkbox"/> O-ring 
RY-DO107		5037687AB OP1162 M362	CHRYSLER DODGE JEEP 6.1L V8 OHV 16V HEMI CHARGER MAGNUM CHALLENGER CHRYSLER 300 GRAND CHEROKEE	2006-2009 2006-2008 2008-2009 2005-2010 2006-2009	
RY-DO108		M295HV	GMC/CHEVY TK 4.8(294) OHV BUICK 5.3(325)OHV CADILLAC 5.3(325)OHV GMC/CHEVY TK 5.3(325)OHV HUMMER 5.3(325)OHV ISUZU 5.3(325)OHV CADILLAC 5.7(350)OHV CHEVROLET 5.7(350)OHV PONTIAC 5.7(350)OHV CADILLAC 6.0(364)OHV CHEVROLET 6.0(364)OHV GMC/CHEVY TK 6.0(364)OHV HUMMER 6.0(364)OHV PONTIAC 6.0(364)OHV SAAB 6.0(364)OHV CHEVROLET 6.2(376)OHV PONTIAC 6.2(376)OHV	1999-2014 2004 2002-2005 1999-2014 2008-2010 2003-2004 2004-2005 1997-2004 1998-2004 2002-2007 2005-2007 1999-2014 2003-2007 2005-2006 2008-2009 2008-2014 2009	<input checked="" type="checkbox"/> O-ring  




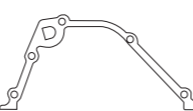



OIL PUMP

OIL PUMP








FIAT 菲亚特系列

FIAT 菲亚特系列

RY NO. PHOTO ORIGINAL NO. APPLICATION YEAR ACCESSORIES

RY-FI101		4705827 804002 4654756 4602591	480-640 TRACTOR TRUCK ENGINE NC50 616/N2/3/3/ 4/4		
RY-FI102		4423006 43957367C	VAN FIORINO - 1.1 FIORINO PICK UP- FURGAO- PANORAMA-147	76-78	
RY-FI103		7588737 7588739	Uno 1.1 45 85/1.0 45 Tipo 1.1 156 A2/A4/Az Panda 0.75/1.0 Super Nova Fire 1.0	1985	<input checked="" type="checkbox"/> Gasket 
RY-FI104		4320885 4379251	124 1.2 124A/B SEAT124 125 SPORTS 125 A/B 1600 125 SPECIAL 241	1966	
RY-FI105		464667340 46467338 46467341 7610246	Tipo 1.4/1.6 146/160/A8 Tipo 1.3/1.5 Moderno 146/ 160 Tempra 1.4/1.6 146/160/A8 Nouva Fiorino 1.5 128 1.5 Berlina, Familiar	1988	
RY-FI106		4391376 46586680 46583287 5962426 7546794 4217368 4216414 7588598 7588958 4194643 7588358	128 1.1/4 128 1.3 128A/1 Regata 1.1/1.3/1.5 Ritmo 1.1/1.3/1.5 75L Strada 1.1/1.3/1.5 138 B000 Tipo 1.4/1.6 All Uno 1.2 SX /1.3 Turbo/1.3 70 138B2/1.4 Turbo/1.4 SX/1.5 SX	1974 1978 1984 1983 1988	

RY NO. PHOTO ORIGINAL NO. APPLICATION YEAR ACCESSORIES

RY-FI107		4284907 4227634 46514517	127 1.0 100GL Fiorino 0.9 100GL Ritmo 1.365/70/75 138A/B 127 1.3 D 127 A5 Panda 1.0 100GL, 4x4 A112 X 1/9 All 128A5 / 138A2 Stada 1.0/1.1/1.5 Uno 1.0 45 146A/1.1 55 138B Cinquecento 0.9 Uno / Sting V45	1966 1978 1981 1978 1983 1972 1993	
RY-FI108		4395895 7555208	Duna 1.1 D Diesel 147 A6/A9 Nouva Fiorino 1.1 D /1.3 D Diesel Panda 1.3 D Diesel 147 Uno 1.0 D Diesel/1.1 D Diesel	1987	<input checked="" type="checkbox"/> Gasket 
RY-FI109		4419319 9905594	132 2 LITRE 242 2000 ARGENTA 2.0i 132C3 SPIDER VX2.0 232R 131 2000	1968 1981 1968	
RY-FI110		FA28			
RY-FI111		7533576	Uno - S 1.5/S 1.5 ie/ GS 1.5/ CS1.5 i.e/ Furgoneta 1.5 Elba - Weekend 1.5 Fiorino - Furgao / 1.5 / 1.5 ie /1.5 mpi Pick-up 1.5 / 1.5 ie / LX 1.5 / HD 1.5 Pick-up working 1.5 mpi / Pick-up Trekking 1.5 mpi Siena - 6 marchas 1.0 / 500 anos 1.0 Siena EL 1.5 / ELX 1.5 / City 1.5 Palio - EL 1.5 / ELX 1.5 / City 1.5 Palio - Weekend 1.5 / City 1.5 / ELX 1.5 / EX 1.5 Palio - Weekend 6 marchas 1.0 Strada - Working 1.5	91/94 90/ 91/90 89/ 99/00 99/00 98/ 96/00 97/00 99/00 99/ 01/	<input checked="" type="checkbox"/> Gasket 





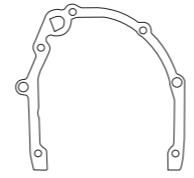



OIL PUMP

OIL PUMP









FIAT 菲亚特系列

FIAT 菲亚特系列

RY NO. PHOTO ORIGINAL NO. APPLICATION YEAR ACCESSORIES

RY-FI112		7758296 50004346	TEMPRA 2.0 / OURO 2.0 ie 16v / TURBO 2.0 ie / STILE TURBO 2.0 ie / SX 2.0 / SX 2.0 ie 16V / HLX 2.0 16V	93	<input checked="" type="checkbox"/> Gasket 
RY-FI113		73502291 46808707	PALIO ELX 1.0 FIRE 8V UNO-MILLE 1.0 MPI FIRE 8V SIENA 1.0 MPI FIRE 8V STRADA 1.3 MPI FIRE 8V	2000	
RY-FI114		46751173 55205942 350900111043 46738256 45738256 46540344	FIAT PALIO/FIRE/DOBLO 1.0/1.3 16V		<input checked="" type="checkbox"/> Gasket 
RY-FI115		4199918			
RY-FI116		7588740 OT061221-02			
RY-FI117		7533630 7553391 9923174 OT061218-26	DUNA,RITMO, REGATTA 1.7/2.0DS 149B3 UNO 1.4 TD 146B3 UNO 45 1.3DS/TD,17TD 146B2 FIORINO 1.7DS/PALIO 1.7D 149B5	1986 1989 1989 1993	

RY NO. PHOTO ORIGINAL NO. APPLICATION YEAR ACCESSORIES






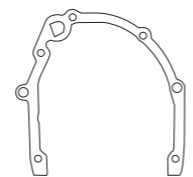

RY-FI118		7548014			
RY-FI119		46744429 46744430 46744432 60665645 OT061221-03			<input checked="" type="checkbox"/> Gasket 
RY-FI120		59797274 OT061221-01			
RY-FI121		1001.C6 72804801 1001.F2 3M5Q6600AC			
RY-FI122		7728249			
RY-FI123		55269961 55195304 6000100141			<input checked="" type="checkbox"/> Gasket 



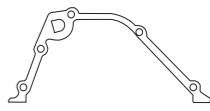
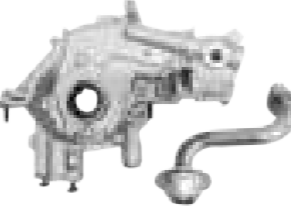





OIL PUMP

OIL PUMP

FIAT 菲亚特系列

FIAT 菲亚特系列

RY NO.	PHOTO	ORIGINAL NO.	APPLICATION	YEAR	ACCESSORIES
RY-FI124		7717398			<input checked="" type="checkbox"/> Gasket 
RY-FI125		46772183 46544278 7774040	BRAVA - ELX 1.6 mpi 16V BRAVA - SX 1.6 mpi 16V PALIO - 1.6 mpi 16V PALIO - ELX 1.6 mpi SIENA - ELX 1.6 mpi SIENA - STILE 1.6 mpi 16V STRADA - LX 1.6 mpi 16V STRADA - TREKKING 1.6 mpi 16V TIPO - 1.6 ie UNO - TURBO 1.4 ie WEEKEND - SPORT 1.6 mpi 16V WEEKEND - STILE 1.6 mpi 16V	99 99 96 98 98 98 98 98 88 89 97 97	<input checked="" type="checkbox"/> Gasket 
RY-FI126		46762740 55205437	SIENA 1.0 MPI FIRE 8V STRADA 1.3 MOIFIRE 8V200	2000	
RY-FI127		46738256			<input checked="" type="checkbox"/> Gasket 
RY-FI128		55232196 55185375 7177635 73502327 70419301 0646076 1538742 BS516600AA 161100N86J00 93177337 1001.G7 9S516600BA 646100 1723154 1611985E00 1652085E01			

RY NO.	PHOTO	ORIGINAL NO.	APPLICATION	YEAR	ACCESSORIES
RY-FI129		9015650 7728251			
RY-FI130		7588T40			<input checked="" type="checkbox"/> Gasket 
RY-FI131		55205437 for Brazil market			
RY-FI132		04693103AA 04777838AA 55223582 HB0014150	FIAT - Bravo, Dobló, Grand Siena, Idea, Linea, Novo Palio, Palio Weekend, Punto, Siena, Strada - ENGINE 1.6 / 1.8 E-TorQ 16V flex.		<input checked="" type="checkbox"/> Special-shaped Ring 
RY-FI133		7533630HV	FIAT PALIO/DUNA/UNO/ FIORINO-HIVOLUME		
RY-FI134		1001.G8 9686038880	FORD FOCUS 1.6 DIESEL TDCI ENGINE CODE: DV6C VOLVO V40 1.6 DIESEL ENGINE CODE: D4162T	2013 2012-2016	<input checked="" type="checkbox"/> O-ring 

OIL PUMP

OIL PUMP

FIAT 菲亚特系列

FORD 福特系列

RY NO. PHOTO ORIGINAL NO. APPLICATION YEAR ACCESSORIES

RY NO.	PHOTO	ORIGINAL NO.	APPLICATION	YEAR	ACCESSORIES
RY-FI135					

RY NO. PHOTO ORIGINAL NO. APPLICATION YEAR ACCESSORIES

RY NO.	PHOTO	ORIGINAL NO.	APPLICATION	YEAR	ACCESSORIES
RY-FO101	 Steel back plate Spring :1.2*10.5*42mm Rotor Thickness:19mm	731M6600AA 1476632 6013177	Anglia 1.2 ohv 123E Capri 1.3/1.5 ohv 109E/ 116E Cortina 1.1 ohv Kent Cortina 1.3/1.6 ohv Kent Escort 1.1 ohv	59 61 61 68	
RY-FO101A	 Steel back plate Spring :1.4*11*38mm Rotor Thickness:19mm	HP			
RY-FO101B	 Iron back plate Spring:1.4*11*38mm Rotor Thickness:25.4mm	HV			
RY-FO102		712M6600AA 1490252	Capri 1.7/2.0 V4 Essex/ Capri 3.0 V6 Essex Mk II/III Consul 1.7 V4/V6/2.0 V4/V6 Consul 2.5 V4/V6/3.0 V4/V6 Granada 2.0 V4/V6/2.5 V4/V6 Granada 3.0 V4/V6 Transit 1.7 V4/V6/2.0 V4/V6 Transit 3.0 V4/V6	68 75 72 74 78 73	
RY-FO103		71HM6600AA 1438157	Cortina /Capri 1.6 ohc/2.0 ohc Granada 1.6 ohc/1.8 ohc Granada 2.0 ohc P100 Pick-Up 1.6 ohc/ 2.0 ohc Sierra 1.3 ohc/1.6 ohc Sierra 1.8 ohc/2.0 ohc Sierra Cosworth 2.0i ohc Transit 1.6 ohc/ 2.0 ohc Scorpio 2.0i ohc	70 81 82 83 85	
RY-FO104		M55HV			

OIL PUMP

OIL PUMP

FORD 福特系列

FORD 福特系列

OIL PUMP

OIL PUMP

RY NO.	PHOTO	ORIGINAL NO.	APPLICATION	YEAR	ACCESSORIES
RY-FO105		928M6604A2B 1663901	Orion Mk III 1.6i EFi - ZH16 Orion Mk III 1.8i EFi - ZH18 Fiesta Mk III 1.8i EFi - ZH18 Escort Mk V 1.8i EFi - ZH18 Fiesta Mk IV 1.6i EFi - Zh16	92 94	<input type="checkbox"/> Threaded Connector
RY-FO106		98MM6600D78 98MM6600D2B 98MM6600D1A 98MM6600AN 98MM6600AM 98MM6600AK 98MM6600CE 1072052	Fiesta Mk V 1.25i EFi ZH12 Fiesta Mk V 1.4i EFi ZH16 Focus 1.6i EFi ZH16 Puma 1.4i EFi ZH16	98	
RY-FO107		E9RY6600B E6TZ6600A E7RY6600A E9RY6600A F6TZ6600AC XL2Z6600AA 1F2214100 2ZMZ14100 ZZL014100 ZZL014100A ZZM214100 M128	TRUCK V6 4000cc MOUNTAINEER ASROSTAR BRONCO II EXPLORER, EXPLORER SPORT TRAC RANGER	1986-2006	<input checked="" type="checkbox"/> Gasket
RY-FO108		F8CZ6600AA 978M6600AIG 978M6600A2E YS4Z6600AA YF0914100 1131092 22443661 1076978 M317	MONDEO 2 1.6i 16V DOHC ZH16 1597CC FOCUS, MONDEO 2 1.8i 16V DOHC ZH18 1796CC COUGAR, FOCUS, MONDEO 2 2.0i 16V DOHC ZH20 1988CC	1998	
RY-FO109		5L3Z6600AA F3AZ6600A F5AZ6600A F5AZ6600B F8AZ6600AA 06090330B M176	FORD EXPEDITION V8-5.4L FORD MUSTANG V8-4.6L LINCOLN MARK LT V8-5.4L LINCOLN NAVIGATOR V8-5.4L	08-05 08-05 07-06 08-06	
RY-FO110		77BM6600BA 77BM6600BB 6031544	Escort 1.1 HC 1.1/1.3 CFI 1.3/1.3 HC 1.3/1.3 HC SEFI1.3 Escort Cabrio 1.1 HC 1.1/1.3 CFI 1.3/1.3 HC 1.3/1.3 HC SEFI1.3 Escort Stufenheck 1.3 HC 1.3 Escort Turnier 1.1 HC 1.1/1.3 CFI 1.3/1.3 HC 1.3		<input checked="" type="checkbox"/> Gasket









RY NO.	PHOTO	ORIGINAL NO.	APPLICATION	YEAR	ACCESSORIES
RY-FO111		59099	CORCEL I/BELINA I-1.3/1.4 CORCEL II/BELINA II-1.3/1.4	69/78	<input checked="" type="checkbox"/> Gasket
RY-FO112		XS6E6600AC	KA-GL1.0I/GLIMAGE1.0I/ TECNO1.0I FIESTA-GL1.0I/GL CLASS 1.0I SPORT1.0I/GLX1.6/SPORT 1.6 ESCORT-GL1.6/SW GL 1.6 COURIER-BASE 1.6/L 1.6/XL 1.6	08-99 09-99	<input checked="" type="checkbox"/> Gasket O-ring
RY-FO113		XS6E6600AG	KA-GL1.0I/GL IMAGE1.0I/TECNO1.0I FIESTA-GL1.0I/GL CLASS1.0I SPORT1.0I/GLX1.6/SPORT1.6 ESCORT-GL1.6/SW GL 1.6 COURIER-BASE 1.6/L 1.6/XL 1.6 FIESTA-1.0/1.6I.0L SUPER CHANGER ECOSPORT-1.6 8V	08-99 09-99 03	<input checked="" type="checkbox"/> Gasket <input type="checkbox"/> Pulley <input checked="" type="checkbox"/> O-ring
RY-FO113 With Pulley		XS6E6600AD	The only different between RY-FO113 is with pulley.		
RY-FO114		029115105.6 85NU6600A 86NU6600A BD9M6600AA	Logus - CLi/ CL/ GL - 1.6 For 4 cyl. engine	92/94	<input checked="" type="checkbox"/> Gasket
RY-FO115		85AU66001 85AU6600A 86AU6600A 029115105.5 027115105.9	FORD ESORT 1.6		<input checked="" type="checkbox"/> Gasket
RY-FO116		XM346600AC WL0114100	Drive Gear: 51Teeth		






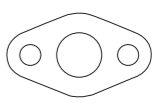

FORD 福特系列

FORD 福特系列

OIL PUMP

OIL PUMP

RY NO.	PHOTO	ORIGINAL NO.	APPLICATION	YEAR	ACCESSORIES
RY-FO117		IS7G6600BG LF0214100			<input type="checkbox"/> Chain Gear  Chain Gear:24 Teeth
RY-FO118		91FF6600AC 1045630 1045650 1068262 91FF6600AD			
RY-FO119		DOAZ6600B M84A	V8 351 C.M. ENG.,400 ENG.,V8	2003	
RY-FO120		M84AHV			
RY-FO121		D4FZ6600A M86C			
RY-FO122		2806270 4071040 53009295 4626055 M72			
RY-FO123		10184977 10209660 8101849770 OP328 M248	Pontiac Sunfire 2.2L L4 2190CC	1995-2002	











RY NO.	PHOTO	ORIGINAL NO.	APPLICATION	YEAR	ACCESSORIES
RY-FO124					
RY-FO125		OP4179	FORD EXPEDITION V8-5.4L FORD MUSTANG V8-4.6L LINCOLN MARK LT V8-5.4L LINCOLN NAVIGATOR V8-5.4L	08-05 08-05 07-06 08-06	
RY-FO126		06090229 9731609526	FORD MONDEO MK2 2.5 V6		
RY-FO127		XS4Q6F008AD XS4Q6F008AE XS4Q6F008BA XS4Q6F008BB XS4Q6F008AF XS4Q6F008AH 1131923 1568324 1374144 1078508 1103529 1219712	FORD FOCUS 1.8TDDI DIESEL MK1 FORD TRANSIT CONNECT 1.8 TDDi FORD TRANSIT MONDEO 1.8 TDDi	1998-2004 1998-2004 1998-2004	
RY-FO128		OP447	Ford Ranger 2.3L 2295CC I4 GAS SOHC Naturally Aspirated Mazda B2300 2.3L 2295CC I4 GAS SOHC Naturally Aspirated	1989-1994 1994	<input checked="" type="checkbox"/> Gasket 
RY-FO129		XW4Z6600DA F5RZ6600B M211	FORD 2.5L 2500cc Mercury 3.5 3500cc	1995-2000 1996-2000	







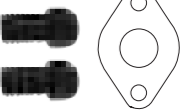


FORD 福特系列

FORD 福特系列

OIL PUMP

OIL PUMP

RY NO.	PHOTO	ORIGINAL NO.	APPLICATION	YEAR	ACCESSORIES
RY-FO130		OM55			<input type="checkbox"/> Pulley 
RY-FO131		L31014100A L31014100D L31014100H L31014100 L31014100E L31014100F L31014100J 3M4Z6600BA 3M4Z6600BH IS7G6600BJ M352	MAZDA3 2300CC	2002-	
RY-FO132		OP4107 C5AZ6600A M74	Ford L6 3.9L (240), 4.9L (300), Econoline E150, E250, E350, Pick Up F-100, F-150, F-250, F-350, Club Wagon, Bronco	1965-1996	<input checked="" type="checkbox"/> Gasket 
RY-FO133					
RY-FO134					
RY-FO135		C20Z6600A C20Z6600A F77Z6600CA C9ZZ6600B M68	V8 221,260,289 2000CC		<input checked="" type="checkbox"/> Gasket 
RY-FO136		73TM6600AA 1613225 83TM6600AA 1529339 M87	CAPRI 2.3/2.8 V6 EURO ENGINES CORTINA 2.3 V6 GRANADA 2.3/2.8i V6 SCORPIO 2.8i V6 SIERRA 2.6/2.8i V6	1975- 1976- 1981- 1985- 1982-	

RY NO.	PHOTO	ORIGINAL NO.	APPLICATION	YEAR	ACCESSORIES
RY-FO137		9X2Q6600AB 1001.E6 1001.G2 1348651 LR002465 LR007131 LR007798 LR013487 LR041095 LR076782	Range Rover Sport 2.7 TDVM 4x4 2720ccm 190HP 140KW (Diesel) Discovery MK IV [2009-2016] SUV 2.7 TD 2720ccm 190HP 140KW (Diesel) JAGUAR 3.0 TDV6 60K MILES	2005-2013 2004- 2009	<input checked="" type="checkbox"/> Special-shaped Ring 
RY-FO138		TMP155 M155	BOMBA ACEITE GENERAL MOTORS BLAZER 1996-1999 MELLING		
RY-FO138S			RY-FO138 with suction pipe .		<input checked="" type="checkbox"/> Bush 
RY-FO139		PAT-19			<input checked="" type="checkbox"/> BOLT Gasket 
RY-FO140	 Chain Gear:32 Teeth	TC1P6600AA ICIQ6600CE YC1Q6600CB YC1Q6600CD ICIQ6600CC ICIQ6600CD ICIQ6600CF ICIQ6600CG 1001.E9 1096225 1112956 1117948 1134856 1355193 1456884 9660667080 LR004392 LR004868 729621050	CITRO JUMPER BUS 2.2 HDI 100/120 CITRO JUMPER KASTEN 2.2 HDI 100/120 FORD RANGER 2.2 TDI FORD TRANSIT BUS 2.2 TDCI FORD TRANSIT BUS 2.4 TDCI FORD TRANSIT BUS 3.2 TDCI FORD TRANSIT KASTEN 2.2 TDCI FORD TRANSIT KASTEN 2.4 TDCI FORD TRANSIT PRITSCHKE 2.2 TDCI FORD TRANSIT PRITSCHKE 2.4 TDCI FORD TRANSIT PRITSCHKE 3.2 TDCI FORD TRANSIT TOURNEO 2.2 TDCI REUGE BOXER BUS 2.2 HDI 100/120 REUGE BOXER KASTEN 2.2 HDI 100/120 REUGE BOXER PRITSCHKE 2.2 HDI 100/120	06 06 11 00-06 06 08 06 08 08 06 07 08 06 06 06	
RY-FO141		92067383 4804996			

FORD 福特系列

FORD 福特系列

OIL PUMP

OIL PUMP

RY NO.	PHOTO	ORIGINAL NO.	APPLICATION	YEAR	ACCESSORIES
RY-FO142					
RY-FO143		M360			<input checked="" type="checkbox"/> O-ring
RY-FO144		M513Z6600AA	Ford-Lincoln V8 4.6L (281), V10 6.8L (415), Mustang, E-350, E450, Aviator	1995-2007	
RY-FO145		ZSG-003			
RY-FO146		ZSG-002			
RY-FO147		3L3Z6600AA 9L3Z6600A M340	Expedition 5.4L 3V Explorer 4.6L 3V Explorer Sport trac 4.6L 3V F150 4.6L 3V F150 5.4L 3V F250/F350/F450/F550 5.4L 3V Mark LT 4.6L 3V Mark LT 5.4L 3V Mountaineer 4.6L 3V Mustang 4.6L 3V Navigator 5.4L 3V	2005-2010 2006-2010 2007-2010 2009-2010 2004-2010 2005-2010 2009-2010 2004-2010 2006-2010 2005-2010 2005-2010	
RY-FO148	 Iron Back Plate	10184977	GM L4 2.2L OHV Cavalier	1994-2003	

RY NO.	PHOTO	ORIGINAL NO.	APPLICATION	YEAR	ACCESSORIES
RY-FO149		E43Z6600A E63Z6600A M102	Ford L4 2.3L 2.5L Topaz, Tempo, Taurus	1986-1994	<input checked="" type="checkbox"/> Gasket
RY-FO150		F7CZ6600AB FICZ6600B FOTZ6600A M179	Ford L4 1.9L(116), 2.0L (122) SOHC 8V VIN P Escort, Focus	1991-2004	<input checked="" type="checkbox"/> Threaded Connector
RY-FO151		D9AZ6600A C9OZ6600A D9OZ6600A M83	FORD F150/F250/ F350 5.8L V8	1969-1996	<input checked="" type="checkbox"/> Gasket
RY-FO152	 Chain Gear:32 Teeth	BK2Q6600 BK2Q6600BB 9808634180 9677428680 1839456 1836651 BK2Q6600BA BK2Q6600CA LR058095 LR055351	FORD TRANSIT 2.2 TDCI DIESEL	2013	
RY-FO153		AL3Z6600A AL3Z6600AB	Ford F150 6.2L V8 Ford F250 6.2L V8 Ford F350 6.2L V8	2010-2014 2011- 2011-	
RY-FO154		3W4Z6600AA AJ5714100	Ford Escape XLT 3.0L V6 Ford Escape Limited 3.0L V6 Ford Fusion SE 3.0L V6 Ford Fusion SEL 3.0L V6 Lincoln Zephyr Base 3.0L V6 Mercury Mariner Premier 3.0L V6 Mercury Mariner Base 3.0L V6 Mercury Mariner Luxury 3.0L V6 Mercury Milan Base 3.0L V6 Mercury Milan Premier 3.0L V6	2011-2012 2011-2012 2008-2009 2008-2009 2006 2007-2011 2008-2011 2007 2006-2009 2006-2009	
RY-FO155		7T4Z6600AA 7T4Z6600BA ZZJ114100B M390	FORD EXPEDITION/EXPLORER/ F150/FLEX/TAURUS 3.5L V6 FORD POLICE INTERCEPTOR SEDAN BASE/MUSTANG 3.7L V6 Ford Duratec 3.5L V6 DOHC 24V	2015-2016 2015-2016 2007-2010	

FORD 福特系列

HONDA 本田系列

RY NO.	PHOTO	ORIGINAL NO.	APPLICATION	YEAR	ACCESSORIES
RY-FO156		19210598 12555168 12559663 19210600 M307S			
RY-FO157		8C3Z6600A	FORD F250/F350 SUPER DUTY 6.4L V8	2008-2010	
RY-FO158		BB5E6059AE	VOLVO XC60 2.0 Ford Fusion 2.0 16v	2015	
RY-FO159		4L2Z6600A	FORD EXPLORER 4.0L V6-GAS FORD EXPLORER SPORT TRAC 4.0L V6-GAS FORD MUSTANG 4.0L V6-GAS FORD RANGER 4.0L V6-GAS MERCURY MOUNTAINEER 4.0L V6-GAS	2007-2010 2007-2010 2007-2010 2007-2011 2008-2010	
RY-FO160		BR3Z6600A	FORD F-150 5.0L V8 GAS DOHC FORD MUSTANG 5.0L V8 GAS DOHC	2015 2011-2015	
RY-FO161		CN1Z6600B CN1G6600DB CN1G6600CA CN1G6600DA 1759193 1832124 2002313	FORD FIESTA L4 1.6L 16V 1596CC DOHC	2014-2016	<input checked="" type="checkbox"/> Iron Gasket
RY-FO162		F48E6059 RFF48E6059BA REF48E6059 F48E6059BA	Ford Mustang 3.8Engine Front Timing Chain Cover	1994-2002	

RY NO.	PHOTO	ORIGINAL NO.	APPLICATION	YEAR	ACCESSORIES
RY-HO101		15100PB1000	ACCORD	80/81	
RY-HO102		15100PB9000	CIVIC 81, ACCORD EK BALLADE 1335 EN4 1200CC; 1300CC	73/84	
RY-HO103		15100P12000 15100POA000 15100PTO000 15100PTO030 15100PTO010 15100PTO020 OP219 M175	ACCORD, SE F22A6 2000CC ;2200CC	90/95	<input checked="" type="checkbox"/> Special-shaped Ring O-ring
RY-HO104		15100PAAA01 15100POAA01 5862021860 OP245 M232	PRELUDE, F22A1 ACCORD, V-TEAC C1, F22B1 ODYSSEY F22B6 OASIS 16V SOHC	96/97	<input checked="" type="checkbox"/> Special-shaped Ring O-ring
RY-HO105					
RY-HO106		15100PLC003 15100PLE005			<input checked="" type="checkbox"/> Gasket

HONDA 本田系列

HONDA 本田系列

RY NO. PHOTO ORIGINAL NO. APPLICATION YEAR ACCESSORIES

RY NO.	PHOTO	ORIGINAL NO.	APPLICATION	YEAR	ACCESSORIES
RY-HO107		15100PZA003 15100RWA003 15100RBO003 15100REAZ01	HONDA FIT 1500CC	2003	
RY-HO108		15110RAAA01	Honda Element /Acura TSX / Honda Accord 2.4L 2354CC I4 GAS DOHC Naturally Aspirated	2003-2009	
RY-HO109		15110RACA01			<input checked="" type="checkbox"/> O-ring
RY-HO110		15100RIPU01 15100RZP003 15100RNAA02 15100RNCT01	FA1 本田思域		<input checked="" type="checkbox"/> Special-shaped Ring O-ring
RY-HO111		OPH48			
RY-HO112		OPH46L			

RY NO. PHOTO ORIGINAL NO. APPLICATION YEAR ACCESSORIES

RY NO.	PHOTO	ORIGINAL NO.	APPLICATION	YEAR	ACCESSORIES
RY-HO113		15110R40A01	Acura TSX 2.4L 2354CC L4 GAS DOHC Naturally Aspirated Honda Accord 2.4L 2354CC 144Cu. In. I4 GAS DOHC Naturally Aspirated Honda Accord 2.4L 2354CC I4 GAS DOHC Naturally Aspirated	2009-2010 2008-2009 2008-2009	<input checked="" type="checkbox"/> Special-shaped Ring
RY-HO114		516100			
RY-HO115		15100PR3024 15100PR4A03 15100PR4000 15100PR3014 15100PR4A01 OP212	Acura Integra 1.8L 1797CC I4 GAS DOHC Naturally Aspirated	90-95	<input checked="" type="checkbox"/> GASKE O-RING
RY-HO116		15100OA040 OP963			<input checked="" type="checkbox"/> GASKE O-RING
RY-HO117		151005R0003	Honda EX-LN (LEATHER/NAVI) 6 Speed Manual Honda EX Variable Honda EX 6 Speed Manual Honda EX-L (LEATHER) 6 Speed Manual Honda LX 6 Speed Manual Honda EX-LN (LEATHER/NAVI) Variable Honda LX Variable Honda EX-L (LEATHER) Variable Honda DX 6 Speed Manual	2015- 2015- 2015- 2015- 2015- 2015- 2015- 2015- 2015- 2015- 2015-	<input checked="" type="checkbox"/> O-RING
RY-HO118		1500RZA013	Honda L4 2.4L (2354cc) DOHC 16 Vál. , CR-V (kit de Repuesto)	2007-2009	

HONDA 本田系列

HYUNDAI 现代系列

RY NO. PHOTO ORIGINAL NO. APPLICATION YEAR ACCESSORIES

RY NO.	PHOTO	ORIGINAL NO.	APPLICATION	YEAR	ACCESSORIES
RY-HO119		13400RZP000	RE2/CP1/RE1		<input checked="" type="checkbox"/> O-ring
RY-HO120		15100P8FA02 M517	HONDA ODYSSEY V6 3.5L 3474CC SOHC 24V	2002-2004	<input checked="" type="checkbox"/> Special-shaped Ring
RY-HO121		1510059B003	59B BT16		

RY NO. PHOTO ORIGINAL NO. APPLICATION YEAR ACCESSORIES

RY NO.	PHOTO	ORIGINAL NO.	APPLICATION	YEAR	ACCESSORIES
RY-HY101		2131002500	ATOS SANTRO 800CC		
RY-HY102		2131023002 2131023001 M272	HYUNDAI ELANTRA L4 2.0L HYUNDAI ELANTRA L4 1.8L HYUNDAI TIBURON L4 2.0L HYUNDAI TIBURON L4 1.8L HYUNDAI TUCSON L4 2.0L KIA SPECTRA L4 2.0L KIA SPECTRA L4 2.0L KIA SPECTRA5 L4 2.0L KIA SPORTAGE L4 2.0L	09-99 98-96 08-97 1997 07-05 07-04 07-05 07-05 07-04	
RY-HY103		MD332469 MD136116 2131035002 2131036010 2131035070 MD154258 M332	SONATA 2797CC; V6 12V DOHC;G6AT MITSUBISHI MONTERO PICKUP 12 VALVE	1999	
RY-HY104		2134042501	4D55/56/D4BA		
RY-HY105		2134042800 MD181581-2	4D55/56T/D4BA	95/98	
RY-HY106		2131021030 2131021010 2131021020 M170	EXCEL SCOUPE G4DJ 1468CC SCOUPE G4AE 1495CC SCOUPE TURBO G4AE 1495CC	90/94 93/95 93/95	


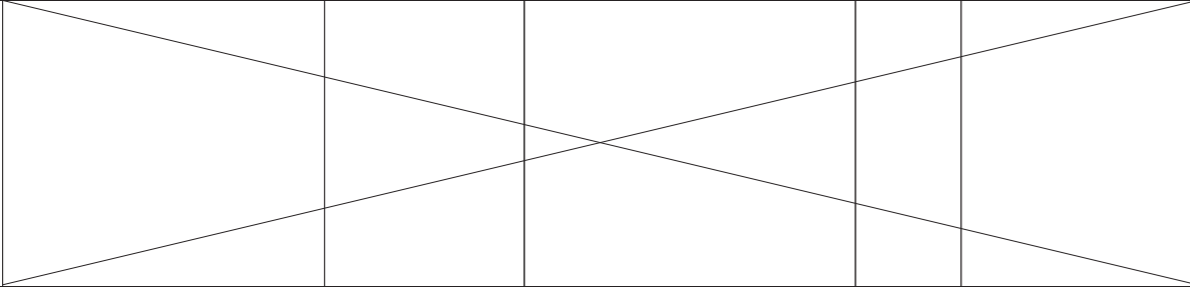







HYUNDAI 现代系列

HYUNDAI 现代系列









OIL PUMP

OIL PUMP

RY NO. PHOTO ORIGINAL NO. APPLICATION YEAR ACCESSORIES

RY-HY107		2131022010 2131022011 2131022650 2131022020	ACCENT G4AE 1500CC G4EB 1500CC	95/99 00/02	
RY-HY108					
RY-HY109		2131002552	HYUNDAI G4HG 1000CC	2003- 2005	
RY-HY110		2131032088			<input checked="" type="checkbox"/> Gasket  Washer O-ring  
RY-HY111		2134042106			
RY-HY112	 Drive Gear:36 Teeth	65.05100-6022	DAEWOO DOOSAN ENGINE CODE:D1146 D1146T		



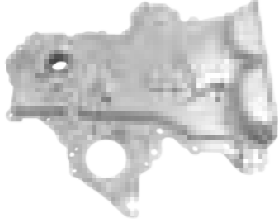
RY NO. PHOTO ORIGINAL NO. APPLICATION YEAR ACCESSORIES

RY-HY113		2131026650 2131026800 2131026020 2131026801 2131026802 M270	HYUNDAI ACCENT 1.5L	1996-2000	
RY-HY114	 Drive Gear:23 Teeth	2131003100 2131003300	HYUNDAI GRAND I10 L4 1.2L (1248cc) DOHC 16V	2015-2017	
RY-HY115		2131003010 2131003150	i10/i20 NV 1.2	2007-2012	
RY-HY116		213502B011 213502B012	G4FC/G4FA 1.6/1.4 HB20 SOLARIS 14	/ /	2015-2018 2014-2016
RY-HY117		2135004031	HB20 12	2012-2015	
RY-HY118		261004A000 261004A010 261004A011	D4CB 2440cc	2002-	<input checked="" type="checkbox"/> Special-shaped Ring 
RY-HY119		213502B000 213502B001	I30 SOLARIS	2007-2011 2011-2017	








HYUNDAI 现代系列

ISUZU 五十铃系列

RY NO. PHOTO ORIGINAL NO. APPLICATION YEAR ACCESSORIES

RY NO.	PHOTO	ORIGINAL NO.	APPLICATION	YEAR	ACCESSORIES
RY-HY120		213502E021	Hyundai Elantra Hyundai Elantra GT I30 Kia Soul	2011-2015 2013 2012-2016 2012-2013	
RY-HY121		213502E300 213502E030	ELANTRA	2013-	
RY-HY122		213502B702 213502B703	ACCENT,VELOSTER SONATA TUCSON	2011-2017 2015-2017 2015-2016	

RY NO. PHOTO ORIGINAL NO. APPLICATION YEAR ACCESSORIES

RY NO.	PHOTO	ORIGINAL NO.	APPLICATION	YEAR	ACCESSORIES
RY-IS101		8970331733	4JAT1(LATE)		
RY-IS102	 Rotor Thickness:18mm	8944273030 8944273031 8944656650	4ZD1,4ZC1 TROOPER L-2300 2300CC ROTOR DEPTH 0.707	85/95	
RY-IS103		8973859820			
RY-IS104		8971038640 8943745104 M220	6VD1 DOHC	92/97	
RY-IS105		8970697381	PANTHER KBD-23LE KB28,4JB1 2500CC	87/88	
RY-IS106		83500826 83501486 10087696 10146802 14033065 14033227 14085460 8100876960 8101468020 8140854600 M95B	Buick Regal/Chevrolet/ Oldsmobile/Pontiac 3.1L 189 Cu. In. V6 GAS OHV Naturally Aspirated Chevrolet/GMC/Oldsmobile/ Pontiac 2.8L 173Cu. In. V6 GAS OHV Naturally Aspirated	1990 1988-1990	
RY-IS107		8943355870	4BD1/4JA1		

OIL PUMP













OIL PUMP





ISUZU 五十铃系列

ISUZU 五十铃系列

OIL PUMP

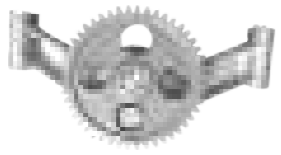



OIL PUMP





RY NO.	PHOTO	ORIGINAL NO.	APPLICATION	YEAR	ACCESSORIES
RY-IS108	 Rotor Thickness:20mm	8944597301 8944597300 M173	Isuzu Rodeo/Isuzu Amigo/Isuzu Pickup/Isuzu Trooper 2.6L 2559CC I4 GAS SOHC Naturally Aspirated Honda Passport 2.6L 2559CC I4 GAS SOHC Naturally Aspirated	1988-1997 1994-1996	<input checked="" type="checkbox"/> Plastic Cover Special-shaped Ring 
RY-IS109	 Rotor Thickness:18mm				<input checked="" type="checkbox"/> Plastic Cover Special-shaped Ring 
RY-IS110	 Suction Pipe Length:86.5mm				
RY-IS111		8971364630 97136463			<input checked="" type="checkbox"/> O-ring 
RY-IS112		M155HV			<input checked="" type="checkbox"/> Gasket 
RY-IS113	 Driver Gear:29Teeth Gear thickness:20mm	1131003131	4HK1		
RY-IS114		8971038640 8943745104	ISUZU TROOPER/RODEO 3.2L 3165CC V6 GAS SOHC Naturally Aspirated HONDA PASSPORT 3.2L 3165CC V6 GAS SOHC Naturally Aspirated ACURA SLX 3.2L 3165CC V6 GAS SOHC Naturally Aspirated	1994-1997 1994-1997 1996-1997	<input checked="" type="checkbox"/> O-ring Oil Seal 

RY NO.	PHOTO	ORIGINAL NO.	APPLICATION	YEAR	ACCESSORIES
RY-IS115	 Driver Gear:29 Teeth Gear thickness:25mm	8943955641 8943904146	6HK1		
RY-IS116	 Suction Pipe Length:95mm				
RY-IS117	 Drive Gear:29 Teeth Gear thickness:20mm		6HK1		电喷
RY-IS118		8980537770 8981451530 8979444290 8980115030 8981281340	4JJ1X IND D-MAX 4JK-T 4JJ1-T		
RY-IS119		8944287980	Isuzu 4JG1 4JG2		
RY-IS120		8941258472 8970331821 8970331823	C240		
RY-IS121		32C3501021	S4Q2 S4Q		

ISUZU 五十铃系列

KIA 起亚系列

RY NO.	PHOTO	ORIGINAL NO.	APPLICATION	YEAR	ACCESSORIES
RY-IS122		1131002191 1131001910 1131001911 1131001912 1131001913 1131001914	6SD1		
RY-IS123		894155360YH	4JA1 OUTSIDE		
RY-IS124		8972190014	4BE1 TFR 4JA1 INSIDE		
RY-IS125		8942205341	G161		

RY NO.	PHOTO	ORIGINAL NO.	APPLICATION	YEAR	ACCESSORIES
RY-KI101	 Iron Back Plate	OK93314100	KIA SEPHIA L4-1.6L	95-94	
RY-KI102		2131002500	ATOS SANTRO 800CC		
RY-KI103		E9GZ6600A E9GZ6675A E9JY6600A B63014100B B63014100C B63014100D B63014100E B63014100F BP0114100 M141	FORD FESTIVA L4-1.3L MAZDA 323 L4-1.6L MERCURY TRACER L4-1.6L	92-88 90-86 89-87	<input checked="" type="checkbox"/> Gasket 

OIL PUMP








OIL PUMP














LADA 拉达系列

LADA 拉达系列

OIL PUMP

OIL PUMP

RY NO.	PHOTO	ORIGINAL NO.	APPLICATION	YEAR	ACCESSORIES
RY-LA101		21211011010	NIVA 1600 4WD 1.2-1.6	1979	
RY-LA102		21011011010	131-1.3/1.4/1.6-131 A/C2 131 MIRAFIORI 1.3-1.6 131A/1 131 SUPER MIRAFIORI 1.3/1.4/1.6 B/C 132 1.6/2.0 132D-B2 ARGENTA 1.6-2.0-132D 124 SPORT 242 PICK-UP 1.6 242/15VAN 124B3	1972 1975 1978 1972 1981 1973	
RY-LA103		2101102077			
RY-LA104		21081011205 2101102077B			
RY-LA105		46794812			
RY-LA106		4061011010			<input checked="" type="checkbox"/> Gasket 

RY NO.	PHOTO	ORIGINAL NO.	APPLICATION	YEAR	ACCESSORIES
RY-LA107		406.1011010-03	YM3		<input checked="" type="checkbox"/> Gasket  Nut  Ring 
RY-LA108		4216.101101	YM3-4216		<input checked="" type="checkbox"/> Gasket  Nut  Ring 
RY-LA109		409.1011010-02	3M3-409		<input checked="" type="checkbox"/> Gasket 
RY-LA110		514.1011010-30	3M3-514 51432		<input checked="" type="checkbox"/> Gasket 
RY-LA111		406.1002062-01			

LAND ROVER 路虎系列

MAZDA 马自达系列




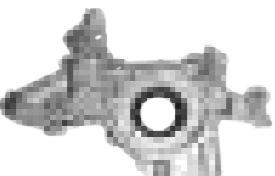





RY NO.	PHOTO	ORIGINAL NO.	APPLICATION	YEAR	ACCESSORIES
RY-LR101					
RY-LR102					
RY-LR103		LR006634			
RY-LR104		LR052436 DW936600	Range Rover Vogue L322/L405 Sport L320/L494 Land Rover Discovery 3/4 L319 LAND Rover 5.0 Jaguar 3.5 (DW936600 with chain gear)		
RY-FO137		9X2Q6600AB 1001.E6 1001.G2 1348651 LR002465 LR007131 LR007798 LR013487 LR041095 LR076782	Range Rover Sport 2.7 TDVM 4x4 2720ccm 190HP 140KW (Diesel) Discovery MK IV [2009-2016] SUV 2.7 TD 2720ccm 190HP 140KW (Diesel) JAGUAR 3.0 TDV6 60K MILES	2005-2013 2004- 2009	<input checked="" type="checkbox"/> Special-shaped Ring
RY-O70		LPF000030	MG ROVER K SERIES ENGINE TO FIT MGF/TF, ZR, ZS, ZT AND ROVER 25,45 AND 75 ALSO FIT LAND ROVER FREELANDER Fit all K Series engine cars - 1.1, 1.4, 1.6, 1.8 and VVC		

RY NO.	PHOTO	ORIGINAL NO.	APPLICATION	YEAR	ACCESSORIES
RY-MA101		817314100 376314100 045314100 M163	MAZDA 626 L4-2.0L MAZDA B2000 L4-2.0L	82-79 84-79	
RY-MA102	 Drive Gear:38 Teeth	SL7014100B			
RY-MA103		FS0114100N F72Z6600AA M192	FORD PROBE L4-2.0L MAZDA 626 L4-2.0L MAZDA MX-6 L4-2.0L	97-93 97-93 97-93	
RY-MA104		F80114100D F80114100E F80114100F F80114100G FE3014100A FE3014100B FE3014100C FE6514100 FE6514100C FE6514100D FE6514100E FE6514100F M140	323SL F6, 323 SLE EGL, SLIFE 626S, SL, SLX F6, 626 SLE F8 626 EGL, SLIFE	83/89	
RY-MA105					
RY-MA106		F20114100AC F20114100A	MAZDA 323 SLE 1998cc MAZDA 626 200SL,SLE 1998cc MAZDA 323 200E,MIDGE 1988cc 200E,6G03,FE,FE88 1597cc	1989-1991 1989-1992 1991- 1995-1997	










MAZDA 马自达系列

MERCEDES-BENZ 奔驰系列

RY NO. PHOTO ORIGINAL NO. APPLICATION YEAR ACCESSORIES

RY-MA107		F21214100E F21214100C F21214100D F12Z6600BA E92Z6600A F12Z6600A M151	PROBE 2.5i V6 24V DOHC 2497CC 626 MX6 XEDOS 2.5 V6 24V DOHC 2497CC; 626,629 MX6 TURBO 2.0,B2200 PICKUP 2.0	92-95 1993 88-92	<input checked="" type="checkbox"/> O-RING 
RY-MA108	 Chain Gear:29 Teeth	E58014100A E58014010 E58014010A E30114100A	E3/E5		
RY-MA109		ZL0114100	MAZDA 323 1600CC		
RY-MA110			MAZDA 479Q		<input checked="" type="checkbox"/> O-RING 
RY-MA111		SA0010500M1	海马骑士S3/S7 484Q发动机不带涡轮		<input checked="" type="checkbox"/> O-ring 
RY-MA112		022210500N			

RY NO. PHOTO ORIGINAL NO. APPLICATION YEAR ACCESSORIES



RY-ME101		6161800101 6161800201 6161800401 616000005	T1 (601) 207 D 2.4 W 115 240 D (115.117) T2/LN1 507 T2/L 407 Unimog 52, 600, 60T, 650 G-Class (W 460) 240 GD(460,3)	97/96 68/77 86/94 68/88 66/71 79-93	
RY-ME102	 Chain Gear:24 Teeth	1111800801 6041810520 1111800201 1111800301 6011800101	W201,W202, S202, C208, A208, W124,C124, S124, W210, S210, A124, S210		<input checked="" type="checkbox"/> O-ring 
RY-ME103	 Chain Gear:24 Teeth	6011801401 1121810020	311CDI / 313CDI / 411CDI / 413CDI / OM611LA		
RY-ME104	 Chain Gear:24 Teeth	6011810220 6111800101	W210 /W211/ W220/ W221/ ML350/R350		<input checked="" type="checkbox"/> O-ring 
RY-ME105	 Chain Gear:24 Teeth	6061810801 6111800001			<input checked="" type="checkbox"/> O-ring 
RY-ME106		3761807301 3441800201	Sohneider Vibro Sperry Rand do Brasil Case W = 20 B Tema Terra C.N.G. Betova Komatsu D-30 / D-50 Hoos Maquinas Engesa Retipar P.P.M. ASBrasil Dynapac Alvenius Dresser Ederer & Cia Companhia Brasileira de Tratores Sulbra-Sul Fiat Allis Clark 45C / 55 - A Muller TC 15 -B Malves Santa Matilde Vaselli De Antonini Huber Warco 130 M Galion		









OIL PUMP

OIL PUMP



OIL PUMP

OIL PUMP




RY NO.	PHOTO	ORIGINAL NO.	APPLICATION	YEAR	ACCESSORIES
RY-ME107		3521804801 3431800101	FOR OM 314/352/352-A 6CIL		
RY-ME108	 Drive Gear:44 Teeth	4231800501 4231802501 403L801701	OM403,423A,423A/ LA BM900/1/5/8 OM424A/LA	1989	
RY-ME109	 Rotor Thickness 25mm	6021800101 6021802801	190D 2.5D 602.911/12/61/62 300D/TD 3.0DT/D OM603.912/3	1986 1985	
RY-ME110	 Rotor Thickness 30mm	6031800001 6031802801	KOMBI(S124) 300 TD(124,190) STUFENHECK(W124) 300D(124)	01.89/ 06.93	
RY-ME111	 Rotor Thickness 30mm	6031801201 1041800701 1041800201	C-CLASS(W202) COUPE(C124) E-CLASS(W124),(W120) A124,(C124),(S124) KOMBI(S124) SL(R129) STUFENHECK(W124) 280,300,320	05.93/05.00 09.89/05.93 06.93/06.96 10.92/06.93 08.93/10.01 10.92/06.93	
RY-ME112	 Rotor Thickness 27mm Chain Gear:24 Teeth	6021803001	210D-310D-410D SPRINTER-512D-612D- 614D-812D 5CYL DIESEL 212D-312D-412D VITO	1994 1996	

RY NO.	PHOTO	ORIGINAL NO.	APPLICATION	YEAR	ACCESSORIES
RY-ME113		1151801301	200 2.0 M115 200D 2.0 OM615 220 2.2 M115-220D-OM615 230 2.3 M115 0309B 2.2 M115 207D/208D/307D/308D 2.2 OM615 L206D/306D/-2.0 BM309-BM115-BM606 BM607-BBM608	1972 1972 1972 1972 1972 1971	
RY-ME114		A9061800801 9061800801 9061800601 9061800201	OM904LA		
RY-ME115		M-8192			
RY-ME116	 Chain Gear:20 Teeth	6461801601	OM646.983/OM646.985/ OM646.986/OM646.989	2002-2010	<input checked="" type="checkbox"/> O-ring 
RY-ME117		0000100033 BF5T6A019AA BG2T6A019AA 70992867 70993509	BENZ/FORD/GM		<input type="checkbox"/> Bolt 
RY-ME118	 Chain Gear :20 Teeth	6421802001	E350 Bluetec Sedan 3.0L V6 DIESEL DOHC Turbocharged E320 Bluetec Sedan 3.0L V6 DIESEL DOHC Turbocharged ML320 CDI Sport Utility 3.0L V6 DIESEL DOHC Turbocharged	2011-2013 2007-2009 2008	

RY NO. PHOTO ORIGINAL NO. APPLICATION YEAR ACCESSORIES

RY NO.	PHOTO	ORIGINAL NO.	APPLICATION	YEAR	ACCESSORIES
RY-ME119	 Chain Gear:20 Teeth	6421802101	GL320 CDI GL320 CDI GL350 BlueTEC GL350 CDI GL350 Bluetec 4Matic ML280 CDI ML300 CDI ML320 CDI ML350 CDI R320 CDI R350 CDI R350 3.0L DIESEL Bluetec 4Matic Sprinter 2500 3.0L V6 4WD Base Sprinter 2500 3.0L V6 Base Sprinter 2500 3.0L V6 RWD Base Sprinter 2500 Base Standard Sprinter 3500 3.0L V6 4WD Base Sprinter 3500 3.0L V6 Base Sprinter 3500 3.0L V6 RWD Base Sprinter 3500 Base ENGINE: M272.943/OM642.820/OM642.830/ OM642.832/ OM642.836/OM642.850/ OM642.856/OM642.886/ OM642.887/ OM642.890/OM642.921/OM642.930/ OM642.940/OM642.970/OM642.990	2009-2011 2005-2008 2009-2011 2005-2008 2012 2005-2011 2005-2011 2005-2011 2005-2011 2005-2011 2005-2011 2005-2011 2012 2015 2014 2015 2012-2013 2015 2014 2015 2012-2013	
RY-ME120		A6511800400 A6511802801 A6511810312 1818301885			

RY NO. PHOTO ORIGINAL NO. APPLICATION YEAR ACCESSORIES










RY NO.	PHOTO	ORIGINAL NO.	APPLICATION	YEAR	ACCESSORIES
RY-M101		MD009044 MD009047	L-300 L-031P COLT 4G32	1980	
RY-M102		MD014603 2610041000	4D31 PS100, FE-119 4D31 FE304, FE334, FE347 FE349	1983	
RY-M103		MD025550	4G52,4G54 V32	1985	
RY-M104		MD187896 MD193384 MD327450 MD193384 MD327450 MD327450.0 M198	V31 4G63,4G63K,4G64FR 4G64,CHRYSLER,EAGLE PLYMOUTH 2000CC. 2400CC.	93/98	
RY-M105		MD346529.2 MD194007	4G63K, L200 DELICA(DE 2.0)		
RY-M106		MD181579 MD181579X..9	DET2.5 2500CC		




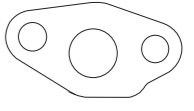



MITSUBISHI 三菱系列

MITSUBISHI 三菱系列

OIL PUMP








OIL PUMP








RY NO.	PHOTO	ORIGINAL NO.	APPLICATION	YEAR	ACCESSORIES
RY-M107		ME014777	PS-100 PE-111		
RY-M108		MD181581..2 MD181581X..AO	DE2.5 2500CC		
RY-M109		MD175762 MD129347 2131033142	4G61,4G63,DOHC ECLIPSE EAGLE TALON PLYMOUTH LASER HYUNDAI SONATA G4CR 1600CC 2000CC	89/92 90/92 92/97	<input checked="" type="checkbox"/> Gasket 
RY-M110		MD103718 MD133667 MD152909 MD304293 M142	CHRYSLER, MITSUBISHI 12 VALVE,SOHC,V6;F.I.NJ; 6G72 FWD;2972CC CARAVAN/VOYAGER;DYNASTY/ DAYTONA;LEBARON/SPIRIT; SHADOW/SUNDANCE; ACCLAIM/NEW YORKER	88/00	<input checked="" type="checkbox"/> Gasket 
RY-M111		MD154251 M324	6G75 3000CC	89/94	
RY-M112		MD346380 M344	CHRYSLER SEBRING V6 3.0L DODGE STRATUS V6 3.0L MITSUBISHI ECLIPSE V6 3.0L GALANT V6 3.0L	05-01 05-01 05-00 03-99	<input checked="" type="checkbox"/> Gasket 

RY NO.	PHOTO	ORIGINAL NO.	APPLICATION	YEAR	ACCESSORIES
RY-M113		MD021530 MD022550 MD022560 MD022564 MD060517 AM1514100 M122	CELESTE,GALANT,COLT 2.0 8V SOHC 4G52 1995CC SIGMA,MONTERO 2.0 8V SOHC 4G52B 1995CC GALANT,SAPPORO 2.6 8V SOHC 4G52 2555CC PAJARO PICK UP,SHOGUN 2.6 8V SOHC 4G54/B 2555CC	1975 1977 83-90 83-91	
RY-M114		MD134566	CM66 4D82 1100CC	88/96	
RY-M115		MD110232 MD110233 M199	ECLIPSE SOHC 4G37 F.I.SOHC,4,CHRYSLER EAGLE PLYMOUTH 1755CC	89/94	<input checked="" type="checkbox"/> Gasket 
RY-M116		MD782504	4G37	89/94	
RY-M117		MD332352	MIRAGE L4 1.5L	02-97	
RY-M118		ME014600 2610041400	4D32		








OIL PUMP

OIL PUMP

RY NO.	PHOTO	ORIGINAL NO.	APPLICATION	YEAR	ACCESSORIES
RY-M119		MD363751 1211A021	V73 MONTERO SPORT 6G72 3.8L	1995-2001	
RY-M120	 Drive Gear:37 Teeth	ME204053 ME201735 MB08026	PAJERO V26/46 4M40		
RY-M121		MD184886 MD308625 MB08075 M331	V43 MONTERO SPORT 4G72/6G72 3.0L	1995-2001	<input checked="" type="checkbox"/> Gasket  O-ring
RY-M122		MD304293 MD152909			
RY-M123		MB993323			
RY-M124		1211A033 1211A142	CW6W/6B31		




RY NO.	PHOTO	ORIGINAL NO.	APPLICATION	YEAR	ACCESSORIES
RY-M125		1211A039	4B10,4B11, GF7W,CW4W, GA2A		
RY-M125A		18C220045A1 18C220038A2 18C220033A1 213102G011 213102G010	IX35		
RY-M126		1010100GA	4GA1		
RY-M127		MD335602	A350		
RY-M128			长安面包车		<input checked="" type="checkbox"/> O-ring 
RY-M129		PW891228N	PROTON EXORA , EXORA BOLD PROTON GEN 2 PROTON PERSONA PROTON PREVE PROTON SAGA BLM , SAGA FL , SAGA FLX PROTON SATRIA NEO PROTON SUPRIMA PROTON WAJA CAMPRO , WAJA CPS	2009-2013 2004-2007 2007-2014 2012- 2008-2011 2006-2013 2013- 2006-2011	

MITSUBISHI 三菱系列

RY NO.	PHOTO	ORIGINAL NO.	APPLICATION	YEAR	ACCESSORIES
RY-M130			4A91		<input checked="" type="checkbox"/> O-ring 
RY-M131		MN1060A080	4A91		
RY-M132		1010200GC	Oil filter bracket component		
RY-M133		1010200GA	Oil filter bracket component		
RY-M134	 Drive Gear:36 Teeth		6D31		
RY-M135	 Drive Gear:36 Teeth	ME014230	SK200/6D34/6D34T/6D31T		

OIL PUMP

MITSUBISHI 三菱系列






RY NO.	PHOTO	ORIGINAL NO.	APPLICATION	YEAR	ACCESSORIES
RY-M136		MD194009	4G63/4G64		
RY-M137		MD011430 MD011403 MD011406 MD011405	4G41 T120		
RY-M138			4M60		

OIL PUMP





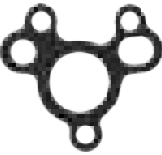



MWM 曼海姆系列

NISSAN 尼桑系列

RY NO. PHOTO ORIGINAL NO. APPLICATION YEAR ACCESSORIES

RY NO.	PHOTO	ORIGINAL NO.	APPLICATION	YEAR	ACCESSORIES
RY-MW101	 Drive Gear:30 Teeth	2RA115105 922907300096 632507300076	D-225-3/D-225-4/D-225-6/D-226-4/ D-229-3/D-229-4/D-229-6 Veicular/Estacionaria/ Industrial/Gerador/Maritimo /Agricola		<input checked="" type="checkbox"/> O-RING 
RY-MW102	 Drive Gear:26 Teeth	961007300016 961007300046 961007300056 961087300016	VOLARE A8 6460 / A8 7310 MWM 410 / 410T / 410TCA / 610 / 610T / 610TCA		<input checked="" type="checkbox"/> O-RING 
RY-MW103	 Drive Gear:30 Teeth	632507300200 922907300046			

RY NO. PHOTO ORIGINAL NO. APPLICATION YEAR ACCESSORIES

RY NO.	PHOTO	ORIGINAL NO.	APPLICATION	YEAR	ACCESSORIES
RY-NI101		15010H6200 15010H9700 15010H9701 15010M3000 15010M3001 M90A	A12,12A,13,14,15 B110,B220 1300CC : 1500CC	70/82	
RY-NI102		1501021001 M90	L-16,18,20B224,24E Z20,20E,20S,Z22,22E Z24,24L,L26,26E,28ET 2000CC	69/89	<input checked="" type="checkbox"/> Gasket 
RY-NI103		1501017M00 15010B03G1 1501001M00 M114	E13,15S,E16,EA16I 1500CC 1600CC	82/88	<input checked="" type="checkbox"/> Gasket 
RY-NI104		1501010V01 15010V5002	300ZX,200SX,MAXIMA VG30E,VG301 3000CC	87/89	
RY-NI105		1501016A01 1501059Y00	B11,B12,B13	84/93	
RY-NI106		1501017F00 1501017F01 15010D0103 15010D0104 15010D3500 15010D3501 M113	PULSAR,PRARISE,SILVIA, STANZA 1.8 8V SOHC CA18 1809CC; PULSAR,PRARISE,SILVIA, STANZA 2.0 8V SOHC CA20 1993CC	1984	

NISSAN 尼桑系列

NISSAN 尼桑系列

RY NO. PHOTO ORIGINAL NO. APPLICATION YEAR ACCESSORIES






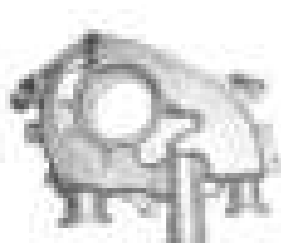

RY-NI107		150101W900 150100W001 M237	PATHFINDER R50 VG33E 3300CC	96/97	<input checked="" type="checkbox"/> Gasket
RY-NI108		15010V0300 M111	Z24, 4CYL L28E, ET, LCYL SOHC (1.570 STD PRESSURE) 2400CC,2800CC	75/89	<input checked="" type="checkbox"/> Gasket
RY-NI109		1501012G00 1501012G01	VG30E PICK UP INFINITI V-6 2960CC	84/95 84/96	<input checked="" type="checkbox"/> Gasket O-ring
RY-NI110		1501043G04 1501043G05	TD23 TD25 2.5L TD27 2.7L TD25I 2.5L	1995-1999 1990-1996 1988-1999	
RY-NI111		1501043U00 1501043U01 1501043U03	INFINITI FX35 V6-3.5L INFINITI G35 V6-3.5L INFINITI I35 V6-3.5L INFINITI M35 V6-3.5L INFINITI QX4 V6-3.5L NISSAN 350Z V6-3.5L NISSAN ALTIMA V6-3.5L NISSAN MAXIMA V6-3.5L NISSAN MURANO V6-3.5L NISSAN PATHFINDER V6-3.5L NISSAN QUEST V6-3.5L NISSAN QUEST V6-3.5L	07-03 04-03 04-02 07-06 03-01 05-03 05-02 05-02 05-03 04-01 05-04	
LRY-I112		1350110W02	720 D21 2.4L Z24	1983-1989	

RY NO. PHOTO ORIGINAL NO. APPLICATION YEAR ACCESSORIES

RY-NI113		2132103J01	NISSAN PATROL 3000CC P55, P60 OIL COOLER COVER	1988-1997	<input checked="" type="checkbox"/> O-RING
RY-NI114		15010EL00B 15010EM30A 15010EM31A 15010EM30B 15010ED80C 15010ED81A 15010ED85C M393	Versa 1.8L 1798CC I4 GAS DOHC Naturally Aspirated TIIDA 1.8 DOHC MR18DE	2007-2011 2007-2009	
RY-NI115		135003S500 1350053Y00 1350053Y01 1350053Y02 1350070Y00	SENTRA NX GA16DE 1597CC SENTRA 200SX GA16DE 1597CC B13,331,341	1991-1994 1995-1999	
RY-NI116					
RY-NI117		150101KC0C 150101KT1A 150101HC0A 150103AA0A 150104LC0A 150101HC1C 150101KT0A 150101KT0B 15010BV81A	LIVNA GRAND HR15DE		<input checked="" type="checkbox"/> O-ring
RY-NI118		1500024W00 15000B3000 15000B52G1 15000B52G7 15000U3200	DATSUN 720 1500cc DTASUM 620 J15,J16,J18	1970-	







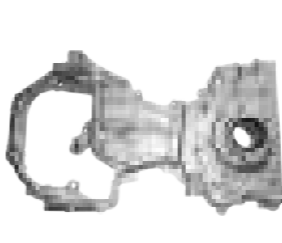







NISSAN 尼桑系列

RY NO. PHOTO ORIGINAL NO. APPLICATION YEAR ACCESSORIES

RY-NI118A		15000J12G1	Nissan-Datsun L4 1.6L (1567cc) J16, 1.8L (1751cc) J18 1965-94, 510, 620 Pick Up, 520 Pick Up, 521 Pick Up, Ichi Van, Sakura (Cuello Largo)		
RY-NI119		1110EN21C 11110-CJ	NISSAN HITACHI RENAULT MR20DE EN20A		
RY-NI120		12410MA00C	Nissan Urvan 2.5L QR25DE Nissan NV350 2.5L QR25DE	2008-2012 2013-2014	
RY-NI121		150103RC0B			
RY-NI122		135008J002 135006N203 135006N20B 135006N20C 135008J00B 15010ED80C	Nissan Sentra, 2.5L 2499CC 152Cu. In. L4 C-TRAIL QR25DE	2002-2006	
RY-NI123		15010EA20A 15010EA200	Nissan Frontier 4.0L V6 Nissan NV1500/NV2500/ NV3500 4.0L V6 Nissan Xterra 4.0L V6 Frontier VQ40DE	2012-2016 2012-2015 2013-2015 2004-	<input checked="" type="checkbox"/> O-RING 

NISSAN 尼桑系列

RY NO. PHOTO ORIGINAL NO. APPLICATION YEAR ACCESSORIES

RY-NI124		135005M00A 135005M000	Nissan Sentra 1.8L 1809CC L4	2000-2006	<input checked="" type="checkbox"/> Special-shaped Ring 
RY-NI125		150107S00A 150107S000	Nissan NV2500/NV3500 5.6L 5552CC V8 Nissan Pathfinder 5.6L 5552CC V8 Infiniti QX56 5.6L 5552CC V8 Nissan Armada VK56DE	2012 2004-2012 2004-2008 2003-	<input checked="" type="checkbox"/> Check Valve Assembly  Rubber Steel Bush Assembly  O-ring 
RY-NI126		135003TA1C 135003TA0B 135003TA0C	Nissan Altima 2.5L L4 Nissan Pathfinder 2.5L L4 Nissan Rogue 2.5L L4	2013-2015 2014 2014-2016	Special-shaped Ring  O-ring 
RY-NI127		13500ET80A 13500ET80B 13500ET80C	Nissan Rogue 2.5L L4 Nissan Rogue Select 2.5L L4 Nissan Sentra 2.5L L4 QR25DE	2008-2013 2014-2015 2007-2012 2007-	<input checked="" type="checkbox"/> Rubber Steel Bush Assembly  O-ring 
RY-NI128		15010W340A	NISSAN NP300 L4 2.4L DOHC 16V NISSAN URVAN L4 2.4L DOHC 16V	2005-2014 1999-2007	
RY-NI129		15010AD200 15010VM00B 15010VK500 15010VK50A 15010VM00A	NISSAN YD25 D22		

NISSAN 尼桑系列

NISSAN 尼桑系列

OIL PUMP

OIL PUMP











RY NO.	PHOTO	ORIGINAL NO.	APPLICATION	YEAR	ACCESSORIES
RY-NI130		EN275143	NISSAN NP300		
RY-NI131		15010EB70A 15010EB30A 150105X00A	NAVARA YD25 D40		
RY-NI132		1501066202	NISSAN H20		
RY-NI133		1350077A00 1350077A01	ENG CODE : GA161 NISSAN PULSAR NX 1.6L L4 SOHC 12V NISSAN SENTRA 1.6L L4 SOHC 12V	1989-1990 1989-1990	<input checked="" type="checkbox"/> Gasket Special-Shaped Ring O-ring
RY-NI134					
RY-NI135		11110ED000 KITS			

RY NO.	PHOTO	ORIGINAL NO.	APPLICATION	YEAR	ACCESSORIES
RY-NI136		1350110W00	Z24L		
RY-NI137		13500F4300 135000M300 135000M301 135000M302 1350053401 1350088R00	GA16DE SENTRA SENTRA GA16I 1600CC	1995-1999 1989-1990	
RY-NI138		135001E402 135009E001	ALTIMA,KA24DE 2389CC	1993-2001	
RY-NI139		13501VJ270 13500VJ261	KA24DE,D22	1999	




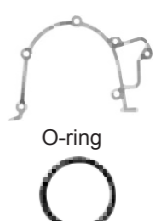

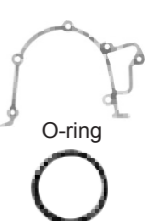


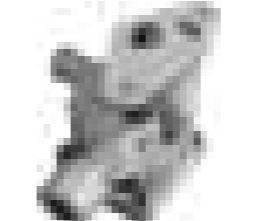


OPEL 欧宝系列

OPEL 欧宝系列

RY NO. PHOTO ORIGINAL NO. APPLICATION YEAR ACCESSORIES

RY-OP101	 Hole depth :7mm	93440777 90570919 93244703 90412744 96285525	Astra 1.6i C16SE, C16NZ Vectra 1.6i 16SV, C16NZ Vectra 1.4i 14NV Tigra 1.6i X16XEL, 16v Tigra 1.4i X14XE, 16v Kadett E 1.6i E16SE, C16LZ	91 88/92 88/92 93 93 88/92	<input type="checkbox"/> Gasket 
RY-OP102		90400091	OPEL CORSA WIND DAEWOO G15MF	88/93	
RY-OP103		94610563 0360536 8966799 14008878	Chevette - Junior/ L/ SL/ SL/ E/ DL/ SE 1.0/ 1.4/ 1.6/ SLE Marajo - SL/SLE/SE -1.4/ 1.6 DL Chevy 500 - SL/ DL/ SE - 1.4/ 1.6 S/R SLE	73/93 81/90 84/95	
RY-OP104		0646030 0646032 90325074 90295214 90233175	Calibra 2.0i c 20 NE; Ascona c 1.6 16 SH Ascona c 1.8 E 18 NV Ascona c 2.0 i 20 SHE Astra F 1.8i c 18 NZ, Astra F 2.8i c 20 NZ Kadett E 1.8 ,E 2.0;Omega A 1.8,2.0;Vectra A 1.8,A 2.0	90-97 81-86 87-88 87-88 91-98 91-98 84-95	<input checked="" type="checkbox"/> Gasket 
RY-OP105		0646042 0646001 90442362 90541506 90295217	Astra 1.8i 18SE,C18NZ, C18SEL,C18XE, C18XEL Ecotec Astra 2.0i C20NZ,C20XEL cotec Vecra B 1.6 16v,X16XE,X16XEL Vecra B 1.8 16v, C18XE/XEL, X18XE Ecotec	93-95	<input checked="" type="checkbox"/> Gasket 
RY-OP106		0646028 90234700 90231884 90411590	Ascona C 1,6 DA 1,6 Astra F 1,7 D 1,7 Kadett E 1,6 DA 1,6 Kadett E 1,7 D 1,7 Vectra A 1,7 D 1,7	87-89	<input checked="" type="checkbox"/> Gasket 

RY NO. PHOTO ORIGINAL NO. APPLICATION YEAR ACCESSORIES

RY-OP107		24406585 90570980 09129092 93287137 0646067	PARA MOTORES VECTRA 2.0 16V VECTRA 2.2 16V ASTRA 2.0 16V ZAFIRA 2.0 16V	99	<input checked="" type="checkbox"/> Gasket 
RY-OP108		90570925 90499157	Bomba para motors ohc 2000 Vectra astra pickup s10 Omega 2.2 suprema 2.2 Blazer 2.2 Kadett Ipanema gl/gls 2.0	93	<input checked="" type="checkbox"/> Gasket 
RY-OP109		0646026 0646023 94651307 90169113	MONZA BOMBA PARA MOTOR OHC 1600/1800CC	82/85	<input checked="" type="checkbox"/> Gasket 
RY-OP110	 Hole depth :8mm	93293030	GM L4 1.4L (85), 1.6L (96) SOHC 8 Val. 1994-12, Chevy, C2, Pop, Swing, Monza, Pick Up, Station Wagon		<input checked="" type="checkbox"/> Gasket 
RY-OP111		14091485 93258835 03832449 M62	GM OMEGA/BLAZER/SILVERADO SUPREMA/OPALA/CARAVAN 4.8L L6	68/92 71/92 75/92 85/96 81/84	
RY-OP112		93294869	CORSA SEDAN/CORSA HATCH-1.8 MPFI 8V CORSA SEDAN/CORSA HATCH-1.7 DIESEL MERIVA-1.8 MPFI 8V	02	<input checked="" type="checkbox"/> Gasket 

OIL PUMP

OIL PUMP

OPEL 欧宝系列

OPEL 欧宝系列

OIL PUMP

OIL PUMP

RY NO.	PHOTO	ORIGINAL NO.	APPLICATION	YEAR	ACCESSORIES
RY-OP113		90570921 90411568	GM VECTRA/OMEGA/ASTRA 2.0/2.2	94/96 95/96 93/98 95/00 97/98	<input checked="" type="checkbox"/> Gasket O-ring
RY-OP114		90448054	GM VECTRA GSI 2.0 16V	94/96 93	<input checked="" type="checkbox"/> Gasket O-ring
RY-OP115		94657310			<input checked="" type="checkbox"/> Gasket O-ring
RY-OP116		5204			
RY-OP117		5205			
RY-OP118		84133090			

RY NO.	PHOTO	ORIGINAL NO.	APPLICATION	YEAR	ACCESSORIES
RY-OP119		0646041 90444316 90442241 90369451 0646132 0646009 0646133			<input checked="" type="checkbox"/> Gasket
RY-OP120		0646126 91056971			<input type="checkbox"/> Gasket
RY-OP121		90570929			<input checked="" type="checkbox"/> Gasket
RY-OP122		90536036 0646055 90543924			<input type="checkbox"/> Iron Gasket
RY-OP123		0646046 92067276			<input type="checkbox"/> Gasket
RY-OP124		0646048			<input checked="" type="checkbox"/> Gasket

OPEL 欧宝系列

OPEL 欧宝系列

OIL PUMP

OIL PUMP

RY NO.	PHOTO	ORIGINAL NO.	APPLICATION	YEAR	ACCESSORIES
RY-OP125		0646029			
RY-OP126		0609229 0646057			<input checked="" type="checkbox"/> Gasket
RY-OP127	 Rotor Housing Depth:4 mm Without rotor and could be assembled with RY-OP128	0646012 0646014	CORSA 1.5D TD 4EC1 NAV1 CORSA 1.7D TD 4EE1 NOVA 1.5D TD 4EC1 NAV1 ISUZU ENGINE DIESEL	1993 1994 1992	<input type="checkbox"/> Special-Shaped Ring
RY-OP127A	 Rotor Housing Depth:2 mm Without rotor and could be assembled with RY-OP130				<input type="checkbox"/> Special-Shaped Ring
RY-OP128	 Rotor Thickness 25mm				
RY-OP129	 RY-OP127 + RY-OP128 + PULLEY	0646164	Opel 1.7D		<input type="checkbox"/> Special-Shaped Ring
RY-OP130	 Rotor Thickness 23mm				

RY NO.	PHOTO	ORIGINAL NO.	APPLICATION	YEAR	ACCESSORIES
RY-OP131		90411568	GM Astra 2.0 8V GM Astra 1.8 8V GM Blazer 2.4 MPFI GM Blazer 2.2 EFI For South American market	1995-2012 1999-2002 2001-2011 1996-1999	<input type="checkbox"/> Gasket
RY-OP132		MBO0340	GM 2.4 MPFI 4CYL		<input type="checkbox"/> Gasket
RY-OP133		7083261 93330219 7588739	FIAT Dobló 1.8 16V GM Meriva 1.8 16V FIAT Stilo 1.8 16V	2002-2010 2005-2007 2003-2007	<input checked="" type="checkbox"/> Iron Gasket
RY-OP134		7085035 93377141 93313799	GM Corsa Novo 1.8 8V FIAT Dobló 1.8 8V FIAT Idea 1.8 8V GM Meriva 1.8 8V	2005-2012 2002-2010 2006-2010 2005-2012	<input checked="" type="checkbox"/> Iron Gasket
RY-OP135		24578508	GM - Onix, Prisma 1.0/1.4 4cil. SPE/4 / Cobalt, Spin, Montana, Agile Econoflex 1.0/1.4 4cil.	2012-2015	
RY-OP136		55566000	Astra J A20DTH, Y20DTJ, Z20DTJ, A20DTR 1956cc Cascada A20DTH, A20DTR 1956cc Insignia A20DT, A20DTC, A20DTE, A20DTH, A20DTJ, A20DTL, A20DTR 1956cc Zafira C A20DTL, Y20DTJ, Z20DTJ, A20DT, A20DTH 1956cc	2010- 2013- 2009- 2012-	<input checked="" type="checkbox"/> Iron Gasket

OPEL 欧宝系列

PEUGEOT 标致系列

RY NO. PHOTO ORIGINAL NO. APPLICATION YEAR ACCESSORIES

RY NO.	PHOTO	ORIGINAL NO.	APPLICATION	YEAR	ACCESSORIES
RY-OP137		9025210 24104952	SAIL 1.4 LHD		
RY-OP138			NEW SAIL 1.2		

RY NO. PHOTO ORIGINAL NO. APPLICATION YEAR ACCESSORIES








RY NO.	PHOTO	ORIGINAL NO.	APPLICATION	YEAR	ACCESSORIES
RY-PE101		1001.30 1001.40	Citroen AX TUD3 1,4 TU1 1,1 TU1M 1,1 TU1MCZ 1,1 TU3 1,4 TU3F 1,4 TU3FM 1,4 TU3FJ2 1,4 TU3G 1,4 TU3JP 1,4 TU3J2 1,4 TU3M 1,4	1971 1966 1980	
RY-PE102		1001.29	404 1.6 XC5, XC7 404 1.8 XC Pick-up/1.8 D XC Pick-up Diesel 504 1.6 XC5	71/80 70 67/70	
RY-PE103		1001.32 7941103390	J9 2.3D XD2/XD2P/XD94; 504 2.3D XD2P/XD94; J7 2.3DXD2P/XD94; 505 2.3D XD2/XD2P/XD94 404 DIESEL 2.0D XD88/XDP88 505 2.3TD XD2S;604 2.3TD XD2S/XD25/XD3 404 DIESEL 2.0D XD88/XDP88 505 2.5D XD3	76 79/85 71-79 68	
RY-PE104		1001.56 95624091 7941103100 9431292021 96012074 1001.36 1001.55	Chain Gear :29 Teeth	94 82 83 86 86/93 82/95 89	
RY-PE105		1001.37	504 2.0 D XD88, XD2/3 504 2.3 D Pick-up XD2, XD94 504 2.3D/2.5D XD88, XD2/3 505 2.3D/2.3TD XD2/25, XD3 505 2.5 D XD2/25, XD3 604 2.3D/2.5TD XD25, XD3 Boxer 1.9 D XU9D	68 76 68 79 79 80/ 87 94	
RY-PE106		1001.50 9431102021	Chain Gear :29Teeth	91 87/94 93 88	

OIL PUMP

OIL PUMP

PEUGEOT 标致系列








RY NO. PHOTO ORIGINAL NO. APPLICATION YEAR ACCESSORIES

RY-PE107	 Chain Gear :21 Teeth	1001.C9 9648465210	B939 W5 41A3 206		
RY-PE108	 Chain Gear :33 Teeth	1001.84 9611439480 9613590910	BOXER -2.5 D/TD Dj5 / DJ5T BOXER -2.5 TD DJ5TED		
RY-PE109	 Drive Gear : 47 Teeth	1001.24	106 1.4D TUD3 8V SOHC 106 1.5D TUD5 8V SOHC	88/91 91/95	
RY-PE110	 Chain Gear :29 Teeth	1001.91	206 - 1.9 D / 306 - 1.9 D Dw8 (WJY - WJZ) 306 - 2.0 D Dw8 EXPERT/ PARTNER/BERLINGO/ JUMPY/XSARA- 1.9 D DW8 (WJY - WJZ) PARTNER/EXPERT - 2.0 D DW8	98 - 98 - 98- 99-	
RY-PE111	 Chain Gear :29 Teeth	1001.92	206/307/406/607/806/ EXPERT 2.0TD DW10(HDI)	98-	
RY-PE112	 Chain Gear :29 Teeth	1001.69	106 /206/306 XS- 1.6 / 206 - 1.6 8V / 206 RALLY TU5JP 106 - 1.6 TUD5 205 - 1.6 TU (BLOCK CAST-IRON) 309 - 1.6 TU (BLOCK CAST-IRON) 405 TU3-2/TU3 INJECTION		
RY-PE113	 Chain Gear :29 Teeth	1001.X1 1001.38			

OIL PUMP

PEUGEOT 标致系列

RY NO. PHOTO ORIGINAL NO. APPLICATION YEAR ACCESSORIES





RY-PE114	 Chain Gear :29 Teeth	1001.C7 1001.E0 9642180580	Fiat Citroen C4 C5 C8 Peugeot Lancia 206 CC 307 406 407 607 806 807 Expert 2.0 16V RFN EW10J4 Fiat Citroen C5 XSARA Peugeot 406 407 SW 1.8 16V 6FZ EW7J4		
RY-PE115	 Chain Gear :29 Teeth	1001.77	306-1.8-8V 1800-XU7JP/LFZ 405-2.0i 2000	1993-	
RY-PE116	 Chain Gear :29 Teeth	1001.C0			
RY-PE117	 Chain Gear :29 Teeth	1001.E1	PEUGEOT EXPERT 2.0D ENG.DW10BTED.W4 DW10CTED	1999	
RY-PE118	 Chain Gear :29 Teeth	1001.E2 1001.C1	DW8B		
RY-PE119	 Chain Gear :21 Teeth	1001.87	106/206-1.6-16V 1600 TU5J4	1996-	
RY-PE120	 Chain Gear :29Teeth	1001.A9 1001.68	306 2.0D ME/ARG PARTNER 2.0D ENG.DW10TD 306/406 TD XUD9TE 1905cc 405 TD XUD9TE 1905cc	1999- 1993- 1992-1996	

OIL PUMP








PEUGEOT 标致系列

RENAULT 雷诺系列







RY NO. PHOTO ORIGINAL NO. APPLICATION YEAR ACCESSORIES

RY NO.	PHOTO	ORIGINAL NO.	APPLICATION	YEAR	ACCESSORIES
RY-PE121	 Chain Gear:25 Teeth	9673506480 9808231280	Peugeot 208 -B 1.2 12V HMZ HM01 EB2 VTI/ 82PK		
RY-PE122	 Chain Gear :21 Teeth	The only different between RY-PE115 and RY-PE122 is the chain gear , RY-PE122's chain gear is the same as RY-PE107's.	CITROEN XANTIA PETROL ESTATE 1.8L LFY(XU7 JP4) CITROEN XANTIA PETROL HATCHBACK 1.8L LFY(XU7 JP4) CITROEN XANTIA PETROL/LPG HATCHBACK 1.8L LFY(XU7 JP4) CITROEN XSARA PETROL HATCHBACK 1.8L LFY(XU7 JP4) CITROEN XSARA PETROL COUPE 1.8L LFY(XU7 JP4) PEUGEOT 306 PETROL CONVERTIBLE 1.8L LFY(XU7 JP4)/LFZ(XU7 JP)/XU7 JP4 PEUGEOT 306 PETROL ESTATE 1.8L LFY(XU7 JP4) PEUGEOT 306 PETROL HATCHBACK 1.8L LFY(XU7 JP4) PEUGEOT 306 PETROL SALOON 1.8L LFY(XU7 JP4) PEUGEOT 406 PETROL ESTATE 1.8L LFY(XU7 JP4) PEUGEOT 406 PETROL SALOON 1.8L LFY(XU7 JP4) PEUGEOT 406 PETROL ESTATE 1.8L LFY(XU7 JP4)/LFZ(XU7 JP)/XU7 JP4 PEUGEOT 406 PETROL SALOON 1.8L LFY(XU7 JP4)	1997-2001 1995-2001 1999-2000 1997-2000 1998-2000 1999-2003 1998-2001 1997-2001 1997-1999 1999-2000 1999-2000 1997-1999 1996-1999	
RY-PE123		V764737680 1001.F9	PEUGEOT 1.6L TURBO L4 , THP150, EP6CDTX, EP6C, RCZ, 207, 2008, 3008	2008-2014	
RY-PE124	 Chain Gear :29 Teeth	9567801580 7607008825	Peugeot XU7		




RY NO. PHOTO ORIGINAL NO. APPLICATION YEAR ACCESSORIES

RY NO.	PHOTO	ORIGINAL NO.	APPLICATION	YEAR	ACCESSORIES
RY-RE101		7700598323 7701585084 770692922 7701465119 7701465761	R21 2.0 DIESEL/TXE-TXI 12 V 2.0 2.2/1.8DIESEL FUEGO TX/GTX 2.0; R18 2.1 DIESEL; VANMASTER2.1D; TRAFIC 2.1D/2.2D; R21 2.1TD R18 2.1TD; R182.2L; R25 2.0; R25 2.2L; R20 2.1TD R30 2.1TD	86-94 81-86 84-93 80/84	
RY-RE102	 Chain Gear: 24 Teeth	7700600252 7701693577	MEGANE HATCH RXE 2.0/ SEDA RT 2.0/ SEDA RXE 2.0SCENIC RT 2.0/ RXE 2.0 SCENIC RXE EGEUS 2.0 PARA MOTORES 4 CIL. COM ENGENHAGEM DE ACIONAMENTO DE 24 DENTES	98 99 2001	
RY-RE102D	 Chain Gear: 20 Teeth	8200783526			
RY-RE103		7700697238 7701590269 7701611364 7700864218 7700859570 4401611364 7700703319 7700855138	R11 1.7 F2N F3N; R11 1.6D F8M; R11 GTX ; R9 1.7 F2N/F3N; R19 1.9DF8Q; R5 1.6DF2N-F3N; R9 1.7D F2M VAN EXPRESS 1.9D F8Q CLIO1.7 F2N; CLIO1.8I16V F7P	84-89 93 90-95	
RY-RE104		7701508491 7702057612 7701507593 7701506600	RENAULT CLIO 1.1 RENAULT 5 0.8/0.85/1.0/1.1/1.3/1.4 RENAULT 7 RENAULT 12 1.3/1.6 PARA MOTORES 4 CIL.	90/97 72/85 74/78 70/80	
RY-RE105		7005118923 101558187 7701588187	R9 1.4 C3J;VAN EXPRESS 0.9 C1C;ENCORE 1.4 1397;ALLIANCE 1.4 1397;R18 1.4 847-C1J,A5L-A7L;R18 1.6 847-CJ1-A5L R11 1.4 C1J-C2J-C3J;CLIO 1.1 C1E;CLIO 1.2 E5;CLIO 1.4 E6/E7;TWINGO 1.2 1237	83/87 90-95	
RY-RE106		101458594 7701458594 7701455221			

RENAULT 雷诺系列

RY NO.	PHOTO	ORIGINAL NO.	APPLICATION	YEAR	ACCESSORIES
RY-RE107		7702247261 7702080844	FAIRWAY		
RY-RE108	 Chain Gear: 24 Teeth	7701643206 7700600120 7700600122	E7J, RENAULT19, 1600CC E7F E5F E6J C3J	90	
RY-RE109	 Chain Gear: 24 Teeth	7701693575	RENAULT CL 10-RN 1.6RT EXPRESS RL 1.6 KANGOO RL/RN 1.6 MEGANE RN/RT 1.6	90/01 2000 2000 1998	
RY-RE110	 Chain Gear: 24 Teeth	7701693578 7700600575	CLIO MEGANE 1.6I K4M EXPRESS KANGOO 1.6I		
RY-RE111	 Chain Gear: 24 Teeth	8200783524	Scenic-Privilege 2.0 16V/2.0 16V Aut Grand Scenic-Dynamique 2.0 16V/2.0 16V Aut Megane Sedan-2.0 16V/2.0 16V Aut Megane Grand Tour-2.0 16V/2.0 16V Aut Megane Coupe Cabriolet-2.0 16V Aut Para motores 4 CIL./For 4 CYL. engines	2004- 2008- 2005- 2007- 2007-	
RY-RE112		9607149010	Peugeot J5 Bus 280P 2.5 D 2498 ccm, 54 KW, 73 PS Peugeot J5 Bus 290P 2.5 TD 2500 ccm, 70 KW, 95 PS Peugeot J5 Bus 290P 2.5 TD 4x4 2500 ccm, 70 KW, 95 PS Peugeot J5 Kasten 280L 2.5 DT 2498 ccm, 70 KW, 95 PS Peugeot J5 Kasten 290L 2.5 DT 4x4 2500 ccm, 70 KW, 95 PS Peugeot J5 Pritsche/Fahrgestell 290L 2.5 TD 2500 ccm, 70 KW, 95 PS	1981-1990 1990-1994 1990-1994 1981-1990 1990-1994 1990-1994	






RENAULT 雷诺系列

RY NO.	PHOTO	ORIGINAL NO.	APPLICATION	YEAR	ACCESSORIES
RY-RE113	 Chain Gear: 24 Teeth	7700600574	RENAULT LAGUNA MK1 CLIO 1.6 16V F8Q		
RY-RE114	 Chain Gear: 22 Teeth	7700600532	RENAULT MEGANE 1.4 16v	2003-2006	
RY-RE115	 Chain Gear: 22 Teeth	8200101970 8200227686	CITO KANGOO 1600CC	2001	
RY-RE116		7700864571 7700164191	TWINGO 1300CC KANGOO	1998 2000	
RY-RE117		8200234757	RENAULT CLIO/KANGOO/ TWINGO/LOGAN/SANDERO 1.0		
RY-RE118	 Chain Gear: 24 Teeth	7701693576	RENAULT CLIO-RN 1.6 16V CLIO 1.6 Si 16V-RT SCENIC 1.6-16V-RT SCENIC ALIZE 1.6 16V	2001- 1999- 2001-	






RENAULT 雷诺系列

RENAULT 雷诺系列

RY NO. PHOTO ORIGINAL NO. APPLICATION YEAR ACCESSORIES

RY-RE119	 Chain Gear: 24 Teeth	8200741642			
RY-RE120		8200251904	CLIO HATCH/SEDAN RN 1.0 16V/RT 1.0 16V CLIO -1.1I 16V D4F702/706/708/712/716/722 CLIO -1.2I 16V D4F712/714 SANDERO-1.0 16V D200/700/706/712/720/752/760 MODUS-1.1I 8V D7F LOHAN-1.0 16V HI-FLEX	2001- 2001- 2001- 2001- 1998- 2008-	
RY-RE120A			RY-RE120 with suction pipe		
RY-RE121	 Chain Gear: 22 Teeth	8200698014 8200227688 150101365R 150100934R	Renault LOGAN/SANDERO-1.6 8V HI-TORQUE Renault Clio D Logan 1.4/1.6 K7M	2008-	
RY-RE122	 Chain Gear: 20 Teeth	150157688R 8200345633 8200346592 8200345757 150005392R 1501000Q0J 1501000Q1F 1501000Q1J 1501000Q1M 1501000Q2K 4421638 4431199 4449242 93986000 4449276 44522222 4453028 93161652 93198590 93198600 93198826 93198891 95507619 150001563R 150005392R 8500724668 8200967016 8201068408	VAUXHALL VIVARO TRAFIC PRIMASTAR 2.0 CDTI M9R		

RY NO. PHOTO ORIGINAL NO. APPLICATION YEAR ACCESSORIES

RY-RE123	 Chain Gear: 22 Teeth	8200591428	Sandero-1.6 16V Hi-Flex Logan-1.6 16V Hi-Flex Clio-1.6 16V Hi-Flex Scenic-1.6 16V Hi-Flex Megance Sedan-1.6 16V Hi-Flex Megance Grand Tour-1.6 16V Hi-Flex Kangoo-1.6 16V Hi-Flex Para motores 4 CIL./For 4 CYL. engines	2008- 2008- 2005- 2005- 2006- 2006- 2007-	
RY-RE124	 Rotor Thickness 31mm	7701454706			
RY-RE125		7702057612SS	CILO 1.4		
RY-RE126		150108716R	RENAULT 1.9 DCI 110/130HP	2005-	
RY-RE127		8200555112	Renault 1.2 16 VALVES		

OIL PUMP

OIL PUMP

SUZUKI 铃木系列

SUZUKI 铃木系列

OIL PUMP

OIL PUMP

RY NO.	PHOTO	ORIGINAL NO.	APPLICATION	YEAR	ACCESSORIES
RY-SU101		1610073003 1610073001 1610073002 17400E78101AA	JEEP LJ80 0.8 F8A SJ40/F10A JEEP SC100 F10A-SJ410 SANTANA 1.0 F10A-SJ410 SUPER CARRY 1.0 F10A ST-100, T2, T5, SJ410 SL410, PRONTO ST308 ST-90, NEW CARRY	1978 1982 82/90 1986	
RY-SU102		16100M60A00	JIMNY, SJ413, SWIFT 1.3 8V SOHC G13A 1325CC ESCUDO, SWIFT, VITARA 1.3i 16V SOHC G13B 1299CC ESCUDO, SWIFT, VITARA 1.6i 16V SOHC G16B 1590CC	83 86 86	
RY-SU103		15010AA095	SUBARU BAJA H4 2.5L FORESTER H4 2.5L IMPREZA H4 2.0L IMPREZA H4 2.2L IMPREZA H4 1.8L LEGACY H4 2.5L LEGACY H4 2.2L OUTBACK H4 2.5L	05-03 05-98 05-02 1998 97-93 05-99 99-91 05-00	<input checked="" type="checkbox"/> Special-shaped Ring
RY-SU104		1610082821 1610082822 1610082825 1610082827 1610082829 1610082843	SWIFT SJ413 SF413	85/95	
RY-SU105		1610060811 1610060813 1610082810 1610060810 1610060815 1610085600 1510060814 1510060819 1610060A00 1610082826 102510015 96065377	GEO TRACKER L4 1.6L SUZUKI ESTEEM L4 1.6L SUZUKI SIDE KICK L4 1.6L	98-89 97-95 95-92	<input checked="" type="checkbox"/> Iron Gasket
RY-SU106	 Chain Gear:36 Teeth	1610065D00	CHEVROLET TRACKER 2.0L DOHC J20A ENGINE SUZUKI AERIO 2.0 DOHC J20A ENGINE SUZUKI ESTEEM GL, GLX 1.8 DOHC G18K J18A ENGINE SUZUKI SIDEKICK SPORT 1.8 DOHC G18K J18A ENGINE SUZUKI VITARA 2.0 DOHC J20A ENGINE SX4 2.0 DOHC J20B ENGINE	1999-2003 2007-2010 2002-2003 1999-2002 1996-1998 1999-2003	










RY NO.	PHOTO	ORIGINAL NO.	APPLICATION	YEAR	ACCESSORIES
RY-SU107		1610069GE9000	Suzuki L4 1.5L DOHC Swift	2007-2011	
RY-SU108		16100M79F10 16100M79G60	ALTO-3 CILTNDROS- CILINDRADA		
RY-SU109		16100M79G70	SUZUKI ALTO		



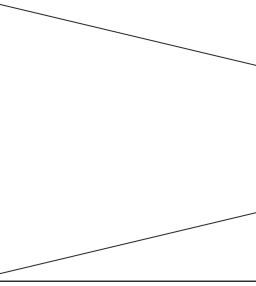



TOYOTA 丰田系列

TOYOTA 丰田系列

OIL PUMP

OIL PUMP


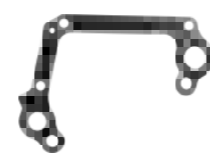






RY NO.	PHOTO	ORIGINAL NO.	APPLICATION	YEAR	ACCESSORIES
RY-TO101		1510019015 1510019025 1510019030	CARINA 1.6 8V-16V 4AGEL-4AFE COROLLA 1.6 16V-4AGEL /GELC MR2 1.6 16V4AGE	1984 1984 85/90	<input checked="" type="checkbox"/> Gasket  Iron Gasket 
RY-TO102		1510015040 94851577	1AC,3AC,4AC,4ALC,4AGE 4AGELC,4AF,4AFE,GEO GM IMPORTS 1500CC 1600CC	80/97	
RY-TO103		1510015050 94855908	1AC,3AC,4AC,4ALC,4AGE 4AGELC,4AF,4AFE,GEO GM IMPORTS 1500CC 1600CC	80/97	
RY-TO104		1510035020 1510035030 M146	CRESSIDA 2300RX 70, HILUXERN-50-55(ME); LANDCRUISER 2 RJ70; 22RE/21R/22R/22REC/22RTEC PICKUP 2366CC;CELICA	85/95	<input checked="" type="checkbox"/> Special-shaped Ring 
RY-TO105		1511071010	HILUX 1Y.2Y.3Y.4Y 2300CC VAN 2000CC HIACE 16 SEATER VENTURE 2200cc DYNA PETROL	1983-1989 1984-1989 1985-1986 1987- 1994- 1994-	
RY-TO105B			For domestica market		

RY NO.	PHOTO	ORIGINAL NO.	APPLICATION	YEAR	ACCESSORIES
RY-TO106		1510071010 M159	VAN 3YEC 1998CC VAN 4YEC 2237CC 2Y,YX70 2300CC	1984-1985 1986-1989 1985	
RY-TO107		1510064032 1510064011 1510064030	COROLLA 1C rotor hckness16mm	1982	
RY-TO108					
RY-TO109		1510063010 T510074060	CAMRY 2000CC CAMRY 2 SELC, 3SFE, 3SGELC, CELICAAMR2	83/99	
RY-TO110	 Rotor Thickness :10mm	1130158010	PASEO 16V DOHC WITHOUT 1995 CALIFORNIA EMMISSION,5EFE 1497CC	92/95	
RY-TO111	 Rotor Thickness :9mm Rotor φ: 50mm	1510011050	TERCEL 12VALUE 3E,3EE 1456CC TOYOTA 2EL 1295CC	87/94 88-95	







TOYOTA 丰田系列

TOYOTA 丰田系列

RY NO. PHOTO ORIGINAL NO. APPLICATION YEAR ACCESSORIES

RY NO.	PHOTO	ORIGINAL NO.	APPLICATION	YEAR	ACCESSORIES
RY-TO112		1510022041 151000D030 151000D031	ALTIS IZZFE/3ZZFE MR2 IZZFE/4ZZFE	2000-2007 2002-2005	<input type="checkbox"/> Iron Gasket 
RY-TO113		15100OH010 1510028020 15100OH060 15100OH020 M373	SCION TC L4 2.4L CAMRY L4 2.4L HIGHLANDER L4 2.4L RAV4 L4 2.4L SOLARA L4 2.4L	2005 05-02 05-01 05-04 05-02	
RY-TO114		1510064040 1510064042 1510064041 1510064020 1510064021	COROLLA 2C,CE95 rotor thickness9mm	89-91	
RY-TO115		1510062020 1510062030 M204	CAMRY,2VZFE,3VZFE F1; DOHCV6 2507CC;2958CC	88/91 92/93	
RY-TO116	 Chain Gear:29 Teeth	1611485FA2 1610085FA0 1610085FA1 1610085FA2 M389	CHEVROLET TRACKER V6-2.5L SUZUKI GRAND VITARA V6-2.5L SUZUKI GRAND VITARA V6-2.7L SUZUKI VITARA V6-2.5L SUZUKI XL-7 V6-2.7L	04-01 05-99 08-01 2004 06-02	<input checked="" type="checkbox"/> O-ring 
RY-TO117		1510061050 1510061010 1510061011 M153	2F, LAND CRUISER LANDCRUISER 4.2-2F FJ56-FJ60	84/85 1976	

RY NO. PHOTO ORIGINAL NO. APPLICATION YEAR ACCESSORIES

RY NO.	PHOTO	ORIGINAL NO.	APPLICATION	YEAR	ACCESSORIES
RY-TO118		1510025020 M94C	CHARMANT 1.6 2T-2TC CHARMANT 1.8 3T-3TC COROLLA 1T,2T,3TC 1.6	1974 1980 71-82	
RY-TO119		1510070011	1GFE		
RY-TO120		1510043700			
RY-TO121		1510015020 94846081 M254	COROLLA2AL/4AL 1300/1500 TERCEL 3AC, 4AF	1984	
RY-TO122		1510074050 M216	CELICA RAV4,3SFE 2000CC	1996-2000	
RY-TO123		1510015060 94853635 M200	CORLLA 4AFE DOHC GEO GM IMPORTS 1600CC	93/97	

OIL PUMP


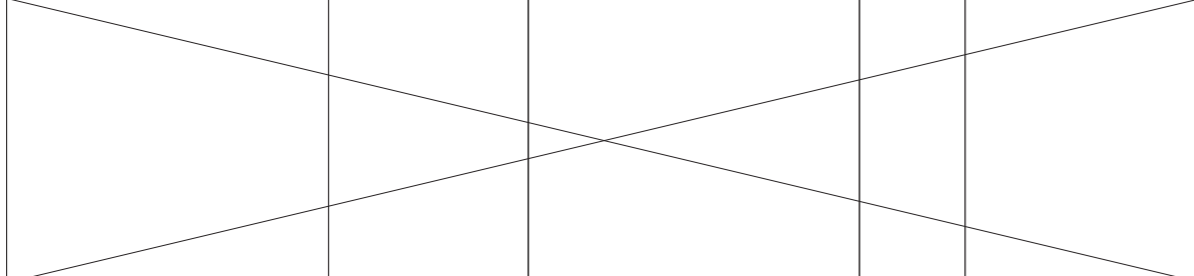





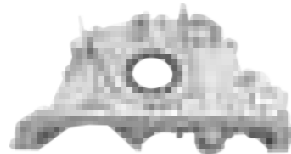

OIL PUMP





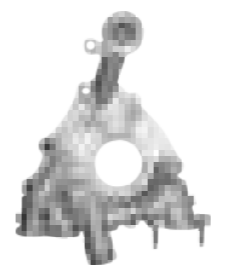








TOYOTA 丰田系列

TOYOTA 丰田系列

OIL PUMP

OIL PUMP

RY NO.	PHOTO	ORIGINAL NO.	APPLICATION	YEAR	ACCESSORIES
RY-TO124	 Rotor Thickness :9mm Rotor φ: 55mm	1510011020	2E		
RY-TO125					
RY-TO126		1510038010 M157			<input checked="" type="checkbox"/> Special-shaped Ring 
RY-TO127		1510036010			
RY-TO128		1510038021 1510038020 1510035010 M145			<input checked="" type="checkbox"/> Special-shaped Ring 
RY-TO129		1510065020 M184	3VZE V6,PICKUP 5100 4RUNNER 3000CC	1988-1995	<input checked="" type="checkbox"/> Gasket 

RY NO.	PHOTO	ORIGINAL NO.	APPLICATION	YEAR	ACCESSORIES
RY-TO130		1130175020 1130175021 ROTOR: 1510375020 COVER: 1511575020 OIL SEAL: 9031148026	TACOMA T100 2638CC 4RUNNER 3RZFE HILUX VI 3RF-FE 2694CC	1997-2004 1997-2004 1998-2005	
RY-TO130A		OP939			
RY-TO131		1510016070 M217	Toyota Celica 1.8L 1762CC I4 GAS DOHC Naturally Aspirated Toyota Corolla 1.8L 1762CC I4 GAS DOHC Naturally Aspirated	1996-1997 1995-1997	<input checked="" type="checkbox"/> O-ring 
RY-TO132		OPTO49 OP968 2GR KITS	Lexus ES350/GS350/IS350/ RX350 3.5L 3456CC V6 GAS DOHC Naturally Aspirated Toyota Avalon/Camry/Sienna/ RAV4 3.5L 3456CC V6 GAS DOHC Naturally Aspirated Lexus IS250 2.5L 2499CC V6 GAS DOHC Naturally Aspirated Lexus RX450h/Lexus GS450h/ Toyota Highlander 3.5L 3456CC V6 ELECTRIC/GAS DOHC Naturally Aspirated	2007-2013 2007-2013 2007-2013 2007-2013	<input checked="" type="checkbox"/> Special-shaped Ring  O-ring  Rotors  15103OP010
RY-TO133		OPTO47 OP969 1510331050 1GR KITS	Toyota 4Runner 4.0L 3956CC 241Cu. In. V6 GAS DOHC Naturally Aspirated Toyota Tundra 4.0L 3956CC 241Cu. In. V6 GAS DOHC Naturally Aspirated Toyota Tacoma 4.0L 3956CC 241Cu. In. V6 GAS DOHC Naturally Aspirated Toyota FJ Cruiser 4.0L 3956CC 241Cu. In. V6 GAS DOHC Naturally Aspirated	2003-2009 2005-2009 2005-2013 2007-2009	<input checked="" type="checkbox"/> Special-shaped Ring  O-ring  Rotors 
RY-TO134		1131036020	Lexus ES Toyota Highlander II Toyota RAV4 Toyota Venza 2.5I 2ARFE	2012- 2007-2013 2006-2013 2009-	

TOYOTA 丰田系列

TOYOTA 丰田系列

OIL PUMP

OIL PUMP

RY NO.	PHOTO	ORIGINAL NO.	APPLICATION	YEAR	ACCESSORIES
RY-TO135		1131154022	TOYOTA 4RUNNER 2L TOYOTA HIACE Lh11	1983-1987	
RY-TO136		1130235010	TOYOTA 4RUNNER 22RE 2400cc	1985-1995	
RY-TO137	X				
RY-TO138		1510087111 1510087104	DAIHATSU model:S-89		
RY-TO139		1510087113	DAIHATSU model:S-91		
RY-TO140		1510073030			

RY NO.	PHOTO	ORIGINAL NO.	APPLICATION	YEAR	ACCESSORIES
RY-TO141		1131075073 1131075070 1131075071 113100C021	TOYOTA HILUX DYNA 2400cc LAND CRUISER 2TRFE	2004-	<input checked="" type="checkbox"/> Bolt <input type="checkbox"/> Water Pump <input type="checkbox"/> Iron Gasket
RY-TO142	 Rotor Thickness :10mm	OPTO32			<input checked="" type="checkbox"/> Special-shaped Ring
RY-TO143		1510088600 OPTO42	2ZZ-GE		
RY-TO144		1510074060	TOYOTA GAMRY 2.0L 1998CC 122Cu. In. I4 GAS DOHC Naturally Aspirated TOYOTA CELICA 2.0L 1998CC 122Cu. In. I4 GAS DOHC Naturally Aspirated TOYOTA CELICA/MR2 2.2L 2164CC I4 GAS DOHC Naturally Aspirated	1987-1991 1987 1992-1995	
RY-TO145		113100T050	COROLLA 1.6/1.8		
RY-TO146	 Driver Gear: 21 Teeth Rotor Thickness :28.5mm	151102160	HINO J05C/J05E		

TOYOTA 丰田系列

TOYOTA 丰田系列

OIL PUMP

OIL PUMP





RY NO.	PHOTO	ORIGINAL NO.	APPLICATION	YEAR	ACCESSORIES
RY-TO147		1131154050 1131154051 1131154052 1130154032	TOYOTA 4RUNNER LN SERIES 3L DIESEL ENGINE 2.8L TOYOTA HILUX LN SERIES 3L DIESEL ENGINE 2.8L TOYOTA DYNALY161 SERIES 3L DIESEL ENGINE 2.8L TOYOTA HIACE LH SERIES 3L DIESEL ENGINE 2.8L	1986-1997 1988-1997 1986-1997 1986-2001	
RY-TO148	 Drive Gear:21 Teeth Rotor Thickness :37.5mm	151102150	HINO J08C/J08E		
RY-TO149		1362036010			
RY-TO150		OPTO47L 1131031030KIT	4RUNNER N280 FJ CRUISER XJ10 JUNDRAXK50 LAND CRUISER J70 LAND CRUISER J200 LAND CRUISER PRADO J150 1GR-FE DUAL VVT-I 3956CC	2009-2019 2010-2017 2010-2014 2014-2015 2012-2019 2015-2019	<input checked="" type="checkbox"/> Special-shaped Ring Rotors
RY-TO151		OPTO50K 1131038060KIT 113100S010KIT	LAND CRUISER TUNDRA 3URFE LEXUS LX570 V8	2011-2018 2006-2017	<input checked="" type="checkbox"/> O- Ring Rotors Screw
RY-TO152		1510023030 1510023040	VITZ SPC13 RACTIS SCP100 2SZFE BELTA RACTIS XP100 2SZ-FE YARIS XP90 2SZ-FE	2002- 2002- 2005-2010 2005-2011	

RY NO.	PHOTO	ORIGINAL NO.	APPLICATION	YEAR	ACCESSORIES
RY-TO153	 Rotor Thickness 35mm	1132030030 1132030032 1132030050 113200L040 113200L060	LAND CRUISER 3000CC HIACE PARADO 1KD-FTV	2004-	
RY-TO154	 Rotor Thickness 28mm	1132030020 1132030021 1132030040 1132030060 1132030070 113200L010 113200L011 113200L030	INNOVA 2KD-FTV 2500CC DYNA HIACE KDY220	2004-	
RY-TO155		1130171010	Rn55 1HZ,3YPE HILUX 1Y,2Y,3Y,4Y HILUX 2200,SRX HIACE 16SEATER VENTURE DYNA PETROL	1995-2001 1995-2001 1983- 1985-1986 1987- 1994- 1994-	
RY-TO156		1131036060	汉兰达		
RY-TO157		1131031080	皇冠		
RY-TO158		13035H1000			










TOYOTA 丰田系列

VOLKSWAGEN 大众系列

RY NO. PHOTO ORIGINAL NO. APPLICATION YEAR ACCESSORIES

RY NO.	PHOTO	ORIGINAL NO.	APPLICATION	YEAR	ACCESSORIES
RY-TO159			1KD/2KD		
RY-TO160		1130175011 1130175010 1510075010 ROTOR: 1510375010 COVER: 1511575010 OIL SEAL: 9031148014	HIACE REGIUSACE 1RZ 2RZ	1989-1995	
RY-TO161		1131031020	2GR		
RY-TO162		1131031012 1131031013	1GR		









RY NO. PHOTO ORIGINAL NO. APPLICATION YEAR ACCESSORIES

RY NO.	PHOTO	ORIGINAL NO.	APPLICATION	YEAR	ACCESSORIES
RY-VW101	 Chain Gear:32 Teeth	030115105C 030115105E 030115105D	Golf / Jetta / Vento - 1.05 e 1.4 Polo - 1.3 Polo / Derby - 1.05 e 1.4 Seat Ibiza / Cordoba 1.05 e 1.3 Seat Ibiza / Cordoba 1.4 For 4 cyl. engines	86/94 87/94 85/94 93/ 93/95	
RY-VW102		026115105.5 027115105 027115105E 055115105D 049115105A 055115105A M79G	Golf/ Jetta - 1.5/1.6 Golf/ Jetta/ Vento - 1.8 Passat - 1.6/ 1.8 Seat - Ibiza/Cordoba 1.6/ 1.8 Seat - Toledo 1.6/ 1.8 Golf / Vento - 1.6 Golf - GLM (Mexico) Golf - GLA (Germany)	74/83 75/91 82/97 88/96 93/ 91/96 94/97 96/98	<input type="checkbox"/> Oil Baffle 
RY-VW103		026115105 026115105B 026115105.3 M226	Audi 80 - 1.6 Audi 100 - 1.6 Audi 100 - 1.8/ 1.3 Passat - 1.3/ 1.8 Santana - 1.3/ 1.8 Audi 80 - 1.3/ 1.8	91/95 92/94 82/91 84/88 84/88 84/91	<input type="checkbox"/> Oil Baffle 
RY-VW104		027115105B M244	Golf - GLX 2.0/ GLX 2.0 Mi GTi 2.0/ Cabriolet 2.0 Golf - GL 1.8/ GL 1.8 Mi Seat - Cordoba GLX 1.8 /SXE 1.8 Seat - Ibiza GLX 1.8/ SXE 1.8 Seat Alhambra 2.0 Passat GL 2.0 Variant GL 2.0 Vento 2.0	92/98 82/ 94/ 93/ 96/ 90/97 90/97 91/97	<input type="checkbox"/> Oil Baffle 
RY-VW105		068115105BN	Golf 1.6 TD JR, MF, RA, SB Jetta 1.6 TD JR, MF, RA, SB Passat 1.6 TD RA, SB(With ABS) Chasis No. 31-J-000001	88/92 88/92 88/93	
RY-VW106		027115105C 027115105A 068115105AG 068115105Q M79E	Golf 2 - 1.8 Gti 16v Golf 2 - 1.8 Gti 16v cabrio Scirocco - 1.8 GT 16v Scirocco -1.8 GTX 16v Jetta 2 - 1.8 GT 16v Golf/ Jetta1.5/ 1.6 Seat Toledo1.8 Seat Ibiza 1.8 Cordoba - 1.8 Passat - 1.8	86/91 85/92 85/92 76/91 91/94 94/96 94/96 88/92	








VOLKSWAGEN 大众系列

VOLKSWAGEN 大众系列

RY NO. PHOTO ORIGINAL NO. APPLICATION YEAR ACCESSORIES

RY NO.	PHOTO	ORIGINAL NO.	APPLICATION	YEAR	ACCESSORIES
RY-VW107		068115105AN 068115105AE 068115105P 068115105H 068115105S 068115105D M79D	GOLF 1/GOLF 2 - 1.5 DIESEL/1.6 DIESEL JETTA 1/ JETTA 2 - 1.6 DIESEL JETTA 1/ JETTA 2 - 1.6 TURBO DIESEL	79/91	<input type="checkbox"/> Oil Baffle 
RY-VW108		028115105G 068115105BK 95VW6600BA	80 1.9 TD 1Y TURBO DIESEL GALAXY 1.9 TD TURBO DIESEL ALHAMBRA 1.9 D 1Y VENTO 1.9 D 1Y (NON ABS) VENTO 1.6 D JR PASSAT 1.9 D 1Y, 1.6 D JR JETTA 1.9 D 1Y, 1.6 D JR GOLF 1.9 D 1Y, 1.6 D JR	88 95 91 88	<input type="checkbox"/> Oil Baffle 
RY-VW109		021115105B 021115153D 021115109B	LEON (1M1) 2.8 CUPRA 4 ALHAMBRA (7V8, 7V9) 2.8 V6, 2.8 V6 4MOTION	1999 1996	
RY-VW110		068115105AQ 068115105AR 068115105BP 068115105J	TRANSPORTER III BUS 1.6 TD SYNCRO, 1.9 SYNCRO, 2.1 SYNCRO TRANSPORTER III KASTEN / BOX 1.6 TD SYNCRO, 1.9 SYNCRO, 2.1 SYNCRO TRANSPORTER III PRITSCH / PICK UP 1.6 TD SYNCRO, 1.9 SYNCRO, 2.1 SYNCRO	79/92 79/92 79/92	
RY-VW111		068115105AP 068115105AC 068115105AD 068115105N 068115105R 068115105.3	PASSAT (32/33) 1.3,1.6 PASSAT VARIANT / WAGON (32/33) EXCEPT: 1.5, 1.5 D PASSAT (32B)1.6,1.6D,1.6TD STUFENH/SEDAN(32B)1.6TD PASSAT VARIANT/WAGON (32B)1.6,1.6D,1.6TD SANTANA (32B)1.6,1.6D,1.6TD	73/80 73/81 80/88 85/88 80/89 81/84	
RY-VW112		058115105C M366	PASSAT - 1.8 20V PASSAT 1.8 20V TURBO VARIANT - 1.8 20V VARIANT - 1.8 20V TURBO PASSAT - 2.0 20V TURBO GOL - 2.0 16V	96- 96- 96- 96- 96- 96-	

RY NO. PHOTO ORIGINAL NO. APPLICATION YEAR ACCESSORIES

RY NO.	PHOTO	ORIGINAL NO.	APPLICATION	YEAR	ACCESSORIES
RY-VW113		028115105M	PASSAT - 1.9 AUDI A4 - 1.9 AUDI A6 - 1.9	10-96/ 11-94/ 07-95/	
RY-VW114		037115105	PASSAT VARIANT / WAGON (35I) 1.8, 1.8 16V, 1.8 G60 PASSAT (35I)1.8,1.8 16V, 1.8 G60 JETTA II (19E) 1.8, 1.8 16V, 1.8 KAT, 1.8 GOLF II (19E) 1.8, 1.8 GTI, 1.8 GTI 16V, 1.8 GTI G60, 1.8 GTI G60; SYNCRO, 1.8 GTI KAT, 1.8 I KAT, 1.8 I; SYNCRO KAT, 1.8	88/97 88/96 84/92 83/92	
RY-VW115		053115105B 053115105C	GOL GTI - 2000 16V PARATI GTI - 2000 16V FOR AP 2000 4 CYL. ENGINE	96/00 96/00	
RY-VW116		026115105D	TRANSPORTER TYPE 4 - 1.9 DIESEL FOR 4 CYL. ENGINE	1990	
RY-VW117		029115105.7 029115105.1	GOL - 1000/ GOL 1000I PLUS GOL - CL 1.6 VOYAGE - CL 1.6 SAVEIRO - CL 1.6 PARATI - CL 1.6 FOR AE 1.0/ AE 1.6	92/96 89/94 89/93 89/93 89/93	<input checked="" type="checkbox"/> Gasket 
RY-VW118		026115105A 026115105.6 053115105.1 026115105.4	80 (89, 89Q, 8A, B3) 2.0 E, 2.0 E QUATTRO, 2.0 QUATTRO 80 (8C, B4) 2.0, 2.0 E, 2.0 E QUATTRO 80 AVANT / WAGON (8C, B4) 2.0, 2.0 E CABRIO (8G7, B4) 2.0 E COUP (89, 8B)2.0 100 (4A, C4)2.0, 2.0 E, 2.0 E QUATTRO A6 AVANT / WAGON (4A, C4) 2.0	86/91 91/94 91/96 91/00 88/96 90/94 94/97	

VOLKSWAGEN 大众系列

VOLKSWAGEN 大众系列

OIL PUMP








OIL PUMP







RY NO.	PHOTO	ORIGINAL NO.	APPLICATION	YEAR	ACCESSORIES
RY-VW119		028115105J 068115105BL	80(89,89Q,8A,B3)1.6TD,1.9D 80(8C,B4)1.9TD,1.9TDI 80AVANT/WAGON(8C,B4)1.9TDI 90(89,89Q,8A,B3)1.6TD A6(4A,C4)1.9TDI A6AVANT/WAGON(4A,C4)1.9TDI	86/91 91/94 91/96 87/91 94/97 94/97	
RY-VW120		026115105.1 049115105H	PASSAT GLS/ VILLAGE/ TS/ GTS/ POINTER 1.6/ 1.8 GOL BX/ S/ CL/ LS/ GT/ GTS 1.6/ 1.8 VOYAGE S/ CL/ LS SUPER/ GLS 1.6/1.8 PARATI S/ CL/ LS 1.6/ 1.8 SAVEIRO S/ CL/ LS - 1.6/ 1.8 SANTANA CS/ CL/ CD/ CG/ GLS 1.8 QUANTUM CS/ CL/ CD/ CG/ GLS 1.8	84/89 85/89 84/89 84/89 84/89 85/89 86/89	
RY-VW121		068115105.5	KOMBI - STD 1.6 DIESEL KOMBI - PICK-UP 1.6 DIESEL KOMBI - FURGAO 1.6 DIESEL PARA MOTORES 4 CIL.	82/86	
RY-VW122		028115105D	TRANSPORTER IV BUS 1.9 D, 1.9 TD TRANSPORTER IV KASTEN BOX 1.9 D, 1.9 TD TRANSPORTER IV PRITSCH PICK UP 1.9 D, 1.9 TD	09/1990 07/1990 07/1990	
RY-VW123		051115105A	PASSAT 2.0 16V 3A2 35I PASSAT 2.0 16V 3A5 35I GOLF III 2.0 GTI 16V CORRADO 2.0I 16V SEAT 1L 2.0I 16V SEAT 6K1 2.0I 16V	01.94/09.93 01.94/09.93 08.92/08.97 08.91/12.95 11.93/03.99 08.96/08.99	
RY-VW124	 Chain Gear:30 Teeth	032115105G	GOL-1000I/1000I PLUS/1000MI GOL-1000 MI PLUS 16V PARATI-1000 MI 16V MOTOR:AT-4CYL	1996-1998 1997-1998 1997-1998	

RY NO.	PHOTO	ORIGINAL NO.	APPLICATION	YEAR	ACCESSORIES
RY-VW125		068115105.12	KOMBI-STD 1.6 DIESEL KOMBI-PICK UP 1.6 DIESEL KOMBI-FURGAO 1.6 DIESEL GOL-1.6 DIESEL SAVEIRO-1.6 DIESEL	81/86 97/98 84/98 84/89 96/97	
RY-VW126		056115105A	PASSAT-LS/TS/GLS/LSE /GTS-1.5/1.6 GOL-S/CL/CS-1.5/1.7 VOYAGE-S/CL/LS-1.5/1.6 PARATI-S/CL/LS-1.5/1.6 SAVEIRO-S/CL/LS-1.5/1.6	74/83 81/83 82/83 82/83 82/83	
RY-VW127		029115105.8	VW LOGUS CLI/CL/GL 1.6	92/94	<input checked="" type="checkbox"/> Gasket
RY-VW128		041115105	VOLKSWAGEN CABRIO - 2.0 ACE VOLKSWAGEN COUPE - 2.0 6A/ACE VOLKSWAGEN GOL Gti 2.0 16V VOLKSWAGEN PARATI Gti 2.0 16V AUDI 80 - 2.0/80 QUATTRO -2.0 6A/ACE AUDI 80 AVANT/80 AVANT QUATTRO/100/ 100 AVANT/100 AVANT QUATTRO/100 QUATTRO/A6/A6 AVANT/A6 AVANT QUATTRO/A6 QUATTRO - 2.0 ACE	1996- 1996- 1996- 1997- 1996- 1996-	
RY-VW129	 Chain Gear:30 Teeth	03C115105L	VW L4 1.6L (1598cc) DOHC 16 Vál., Vento	2013-2015	
RY-VW130		028115105L 049115105.1	SKODA FELICIA I (6U1) SKODA FELICIA I FUN (797) SKODA FELICIA I ESTATE (6U5)	1994-1998 1997- 1995-1998	<input type="checkbox"/> Oil Baffle

OIL PUMP






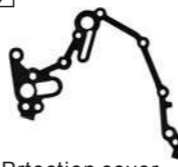

OIL PUMP


RY NO.	PHOTO	ORIGINAL NO.	APPLICATION	YEAR	ACCESSORIES
RY-VW131		03D115105G	VW SEAT/IBIZA/POLO/FABIA 1.2 12V 3 CYLINDER AZQ ENGINE VW SEAT/SKODA/IBIZA IV/FABIA/ POLO 9N 1.2 ENGINE BBM	2002-2008 2006-2014	
RY-VW132		026115105.5			
RY-VW133		027115105.5	Apollo - GL 1.8/GLS 1.8 Logus -Cli 1.8/CL 1.8/Gli 1.8/GL 1.8/ GLS 1.8/GLSi 2.0/ GLS 2.0/ Wolfsburgo Edition 2.0l Pointer - Cli 1.8/ CL 1.8/Gli 1.8/ GL 1.8/ Gli 2.0/GL 2.0/GTI 2.0 Polo - Classic 1.8 Mi Novo Polo-Classic 1.6/1.8 Inca/Caddy Argentino-1.6 EFI Van-1.6 L EFI	1990-1992 1993-1997 1994-1996 1997- 1998-2001 1998- 1998-	
RY-VW134		026115105B	The only difference between RY-VW134 and RY-VW103 is the shaft	2006-	
RY-VW135	 Sprocket Gear:22 Teeth	06J115105AC 06J115105AB 06J115105R	VW GOLF 2.0TSI(147KW) VW JETTA 2.0TSI(125KW)/(147KW) VW PASSAT B6 1.8TSI(118KW)/ 2.0TSI(147KW) VW TIGUAN 2.0TSI(147KW) VW EOS 2.0TSI(147KW) VW SCIROCCO 2.0TSI(147KW) SEAT LEON 1.8TSI (118KW) SEAT TOLEDO 1.8TSI (118KW) SKODA OCTAVIA 1.8TSI (118KW) SKODA SUPERB 1.8TSI (118KW) AUDIA3 1.8TFSI(118KW) 2.0TFSI (147KW) AUDI TT 2.0TFSI(147KW CCTA)	2007-2013 2006-2011 2006-2011 2008-2012 2009-2011 2009-2012 2006-2010 2005-2009 2004-2008 2008-2013 2004-2013 2007-2010	
RY-VW136	 Sprocket Gear:25 Teeth	07K115105Q	VW Beetle 2.5L L5 BPR/BPS VW Golf 2.5L L5 CBTA/CBUA VW Jetta 2.5L L5 CBTA/CBUA	2006-2010 2010 2008-2010	<input checked="" type="checkbox"/> O-ring 

RY NO.	PHOTO	ORIGINAL NO.	APPLICATION	YEAR	ACCESSORIES
RY-VW137					<input type="checkbox"/> Oil Baffle 
RY-VW138	 Sprocket Gear:35 Teeth	04E115109G	VW GOLF 1.4TSI	2015	
RY-VW139	 Sprocket Gear:40 Teeth	03F115105D	VW Seat/Audi L4 1.2L (1198cc) TSI SOHC 8 Vál. Polo, Ibiza, Cordoba, Audi A1	2007-2015	
RY-VW140		BAA115101	4 1.6L (1584cc) 8 Vál. Sedan FI	1992-2003	
RY-VW141	 Drive Gear:41 Teeth	070115103A 070115153 070115105A	VW 2.5TDI Diesel 2461cc AXD/ AXE/BAC/BLJ/BLK/BNZ/BPC/ BPD/BPE	2003-2010	
RY-VW142		03G115105H OP312	Audi A4 (8K2/8K5) B8 2.0 TDI	2007-2015	








VOLKSWAGEN 大众系列

OTHERS 其它车型








RY NO.	PHOTO	ORIGINAL NO.	APPLICATION	YEAR	ACCESSORIES
RY-VW143		06H115105			
RY-VW144		04C11505E			<input checked="" type="checkbox"/> Gasket  Prtection cover 
RY-VW145		04E115105AH			<input checked="" type="checkbox"/> Gasket  Prtection cover 

RY NO.	PHOTO	ORIGINAL NO.	APPLICATION	YEAR	ACCESSORIES
RY-O1	 Drive Gear : 29 Teeth	8971473381 8971473382 8971473383	ISUZU 4HF1		
RY-O2	 Drive Gear : 25 Teeth	T29			
RY-O3		92061951 M308	Holden 253, 308 and 4.9L/ 5.0L V8 engines	1969	
RY-O4	 Drive Gear : 19 Teeth	41314033 41314087 41314164 41314189 736617M91	Engine: A4.192 A4.203 AD4.203 Model: 50. 65. 155. 158. 165. 260. 560. 765		
RY-O5	 Drive Gear : 19 Teeth	41314182 41314054	G4.236 4.212 4.236 4.248 4.248.2		
RY-O6					








OTHERS 其它车型

RY NO.	PHOTO	ORIGINAL NO.	APPLICATION	YEAR	ACCESSORIES
RY-07			VOLVO		
RY-08	 Drive Gear : 21 Teeth	6206511201	6D95 KOMATSU		
RY-09					
RY-O10		10118639	BUICK		
RY-O11		194838	SCANIA	76/97	<input checked="" type="checkbox"/> Gasket 
RY-O12		4L80E			








OTHERS 其它车型

RY NO.	PHOTO	ORIGINAL NO.	APPLICATION	YEAR	ACCESSORIES
RY-O13		13461447 12763363 1346144 M181	Volvo Penta 230A, 230B, 250A, 250B		
RY-O14			for India market		
RY-O15			ROVER KV6		
RY-O16					
RY-O17		12606580 12584621 12606590 90537914 12637040 90537586 12584621 24446417 12582069 24450057 24434092	GM L4 2.2 SOHC, DOHC Astra, Zafira, Vectra	2000-2009	
RY-O17B			GM L4 2.2L, 2.4L, DOHC 16 Vál. Ecotec, L61, Astra, Cavalier, Classic, Cobalt, HHR, Malibu, Alero, Pontiac G5, G6, Solstice, Sunfire (kit de Repuesto)	2000-2013	
RY-O18					







OTHERS 其它车型

RY NO.	PHOTO	ORIGINAL NO.	APPLICATION	YEAR	ACCESSORIES
RY-O19		1426449 1120646	SCANIA DS14		<input checked="" type="checkbox"/> Gasket 
RY-O20	 Drive Gear : 41 Teeth	070115103A 070115153 070115105A	VW 2.5TDI Diesel 2461cc AXD/ AXE/BAC/BLJ/BLK/BNZ/BPC/ BPD/BPE	2003-2010	
RY-O21		6136521210	KOMATSU S6D105 EXCAVATOR PC200-3		
RY-O22					
RY-O23	 Drive Gear : 44 Teeth				
RY-O24	 (L)Drive Gear : 23 Teeth (R)Drive Gear : 24 Teeth	3802278 3930338	CUMMINS 6CT(8.3)		






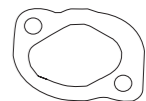


OTHERS 其它车型

RY NO.	PHOTO	ORIGINAL NO.	APPLICATION	YEAR	ACCESSORIES
RY-O25		4132F012 41314175 70993817	PERKINGS		
RY-O26		12579555 12591997 89017753 12591990	BUICK REGAL 3.0		<input checked="" type="checkbox"/> Shaft 
RY-O27		GLP139 AHU1050 CAM4577	ALLEGRO 1.1 10H, METRO 1.0 99H MINI CITY, MAYFAIR 1.1 3 BOLT FIX SPADE DRIVE PUMP	1973	
RY-O28		12G793 12A303 GLP142	MINI 850, 948 MK I&II, A35, A40 1100 MK I&II, CLUBMAN 1000, MINI MOKE ELF, HORNET, KESTREL, MG MIDGET PEG DRIVE PUMP	1958	
RY-O29			LINCOLN AVIATOR V8-4.6L LINCOLN CONTINENTAL V8-4.6L LINCOLN MARK VIII V8-4.6L	05-03 02-95 98-95	
RY-O30		8125718850 12571885 OP3175 M355	BUICK RAINIER V8-5.3L CHEVROLET IMPALA V8-5.3L CHEVROLET MONTE CARLO V8-5.3L PONTIAC GRAND PRIX V8-5.3L SAAB 9-7X V8-5.3L GMC ENVOR V8-5.3L	2005-2007 2005-2007 2005-2007 2005-2007 2005-2007 2005-2007 2005-2007	








OTHERS 其它车型

RY NO.	PHOTO	ORIGINAL NO.	APPLICATION	YEAR	ACCESSORIES
RY-O31		12612289 OP3172 DM1141 M365	Cadillac 6.2L 376Cu. In. V8 GAS OHV Supercharged Escalade 6.2L 376Cu. In. V8 FLEX OHV Naturally Aspirated	2007-2013 2007-2013	
RY-O32					
RY-O33					
RY-O34					
RY-O35		CAM6614 GLP110	METRO 1275 GT TURBO MG 1300 TURBO	1982-	
RY-O36		C217652 C217651 C0217652	JAGUAR XJ6 2.8/3.4/4.2 XK SERIES JAGUAR E TYPE 4.2 XK- SOVEREIGN 3.4/4.2	1969- 1965-	







OTHERS 其它车型

RY NO.	PHOTO	ORIGINAL NO.	APPLICATION	YEAR	ACCESSORIES
RY-O37					<input checked="" type="checkbox"/> O-ring 
RY-O38		14018725 14058702 14086060 OP324 M98	Buick Century 2.2L L4 2190CC Oldsmobile Cutlass Ciera 2.2L L4 Chevrolet Corsica/Cavalier/Beretta 2.2L L4 Oldsmobile Firenza 2.0L L4 Chevrolet Corsica/Beretta/ Cavalier/Buick Skyhawk 2.0L L4	1993 1993 1990-1993 1987-1988 1987-1989	
RY-O39		10184977 10209660 8101849770 OP328 M248	Pontiac Sunfire 2.2L L4 2190CC	1995-2002	
RY-O40		OP3125	Chevrolet C1500/C2500/Astro 4.3L V6 Chevrolet C1500/C2500/Cadillac Brougham 5.0L V8 Chevrolet C1500/C2500/C3500/ Blazer/Corvette 5.7L V8 GMC G3500 5.7L/5.0L V8 GMC G3500 4.3L V6	1991-1995 1991-1995 1991-1996 1992- 1992-	<input checked="" type="checkbox"/> Gasket 
RY-O41		24576315 24577080 88958981 OP332 M205	CHEVROLET Cavalier 2.4L 2392CC 146Cu. In. I4 GAS DOHC Naturally Aspirated	1995-2002	
RY-O42					

OTHERS 其它车型

RY NO.	PHOTO	ORIGINAL NO.	APPLICATION	YEAR	ACCESSORIES
RY-O43		E43Z6600A E63Z6600A M102	Ford L4 2.3L 2.5L Topaz, Tempo, Taurus	1986-1994	
RY-O44		3237844 3238636 3238637 3241399 3241602 3242138 3242139 3242141 3243102 33002888 M81A	Chrysler-Jeep L6 3.8L (232), 4.2L (258), American Gramblin, Pacer, Jeep, Wagoneer	1964-1982	<input checked="" type="checkbox"/> Gasket 
RY-O45					
RY-O46					
RY-O47		3904826 475908 OP3174 M77	GMC K3500/K2500/G3500/C3500/ P3500/Savana 3500/Chevrolet P30 7.4L V8	1994-2000	
RY-O48		OP3174HV M77HV	CHEVROLET 7.0(427) 8cyl. CHEVROLET 7.4(454) 8cyl.	1968-1998 1971-2000	

OTHERS 其它车型

RY NO.	PHOTO	ORIGINAL NO.	APPLICATION	YEAR	ACCESSORIES
RY-O49		OP1140HV M72HV	Jeep Grand Wagoneer 5.2L 5211CC V8	1993	
RY-O50					
RY-O51					
RY-O52					
RY-O53					
RY-O54		2F1Z6600AA 5F1Z6600AA E6DZ6600A E7DZ6600A E8DZ6600A F5DZ6600A F7DZ6600AA F8DZ6600A M129	Ford V6 3.0L(182) OHV 12 Vál. Vulcan, Aerostar, Taurus, Windstar, Sable, Topaz	1986-2007	

OTHERS 其它车型

OTHERS 其它车型




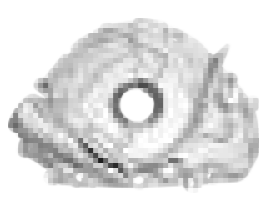


OIL PUMP

OIL PUMP







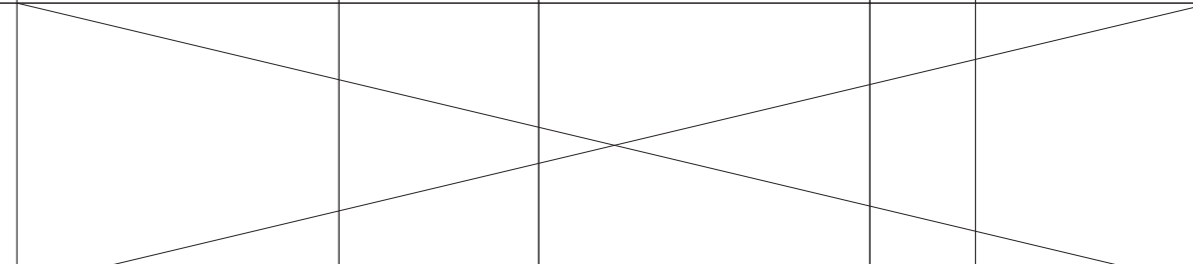
RY NO.	PHOTO	ORIGINAL NO.	APPLICATION	YEAR	ACCESSORIES
RY-O55					
RY-O56					
RY-O57		10055849 10055850 12555284 14057041 3755420 3764547 3821979 M55	FORD SAFARI/SONOMA 4300cc	1990-1991	
RY-O58					
RY-O59					
RY-O60		3904826 475908 OP3174 M77	GMC K3500/K2500/G3500/C3500/ P3500/Savana 3500/Chevrolet P30 7.4L V8	1994-2000	<input checked="" type="checkbox"/> Spring Spring Length :61.5mm

RY NO.	PHOTO	ORIGINAL NO.	APPLICATION	YEAR	ACCESSORIES
RY-O61		83500826 83501486 10087696 10146802 14033065 14033227 14085460 8100876960 8101468020 8140854600 M95B	Buick Regal/Chevrolet/ Oldsmobile/Pontiac 3.1L 189 Cu. In. V6 GAS OHV Naturally Aspirated Chevrolet/GMC/Oldsmobile/ Pontiac 2.8L 173Cu. In. V6 GAS OHV Naturally Aspirated	1990 1988-1990	
RY-O62					
RY-O63	 Drive Gear : 57 Teeth	12363188 22538689 24571299 M136			
RY-O64		4F2Z6019AA F6ZZ6603AA OP4120 M246	MUSTANG 3800cc TAURUS, THAUNDERBIRD 3800cc TRUCK E-150, E250 2003-UP 4200cc TRUCK F-150 4200cc		<input checked="" type="checkbox"/> Special-shaped Ring Cap Plunger Spring
RY-O65		5L5Z6600AA F77Z6600AA M256S	Mazda B3000 3.0L V6	1994-2008	
RY-O66		41314178 41314078 41314187 M162	Perkins 3.152 3A.152 3D.152 3AD.152 3 Cyl DIESEL Engines		







OTHERS 其它车型

RY NO.	PHOTO	ORIGINAL NO.	APPLICATION	YEAR	ACCESSORIES
RY-O67		L000050019			
RY-O68		CAM6036 AHU1048 GLP138	METRO 1.3 12H, 1.3GT, ALLEGRO 1.3 ITAL 1.3 12V, MAESTRO 1.3 12H MARINA 1.3 12V, MONTEGO 1.3 12H MG METRO 1.3	1973- 1982-1989	
RY-O69		12G1128 12G2790 CHM140 GLP141	AUSTIN 1300 12H, MARINA 1.3 12V MG MIDGET, MINI COOPER S 1.3 RILEY KESTREL 1.3, MG1300 HEALEY SPRITE, HORNET 1.3 STAR DRIVE PUMP	1964-	
RY-O70		LPF000030	MG ROVER K SERIES ENGINE TO FIT MGF/TF, ZR, ZS, ZT AND ROVER 25, 45 AND 75 ALSO FIT LAND ROVER FREELANDER Fit all K Series engine cars - 1.1, 1.4, 1.6, 1.8 and VVC		
RY-O71					
RY-O72		1071475046	55632-ZF6HP19 ZF6HP21, CENTER SUPPORT		








OTHERS 其它车型

RY NO.	PHOTO	ORIGINAL NO.	APPLICATION	YEAR	ACCESSORIES
RY-O73					
RY-O74		OPK3138	CHEVROLET/GMC 2.9L L4/ 3.7 L5/4.2L L6	2007-2012	
RY-O75					
RY-O76					
RY-O77			MINI COOPER		<input checked="" type="checkbox"/> O-ring 
RY-O78					







OTHERS 其它车型

RY NO.	PHOTO	ORIGINAL NO.	APPLICATION	YEAR	ACCESSORIES
RY-O79	 1512154020 1351954010 1512138010				
RY-O80					
RY-O81		3433513063	Caterpillar E320C excavator S4K,S6K engine		
RY-O82					
RY-O83					
RY-O84	 Drive Gear : 25 Teeth	1510097401	AVANZA K3-DE 1300CC K3VE 4A13	2000-2008 2000-2008	






OTHERS 其它车型

RY NO.	PHOTO	ORIGINAL NO.	APPLICATION	YEAR	ACCESSORIES
RY-O85	 Chain Gear : 20 Teeth	15100B1010	BB,PASSO SETTE,RUSH 3SZVE CRESSIDA X60 1G-E MARK II X60 1G-E 4A15	2006- 2006- 2006- 1982-1985 1982-1985	
RY-O86					
RY-O87		3433523010 1786539	Caterpillar E320B, E320 EXCAVATOR		
RY-O88					
RY-O89		25189699 96992000 25193452 96943700 96878100	GM L4 1.2L (1249cc) DOHC 16 Vál. , Chevrolet Spark	2011-2015	<input checked="" type="checkbox"/> Special-shaped Ring 
RY-O90		10008206 8132303 10036939 M62C	GM L4 2.5L OHV Pick Up, S10, S15		

OTHERS 其它车型

RY NO.	PHOTO	ORIGINAL NO.	APPLICATION	YEAR	ACCESSORIES
RY-091					
RY-092		24253300	Chevrolet 6T40,6T45		
RY-093		3433510030	Caterpillar E320C with inner cooler		
RY-094		5I-7948	Caterpillar E200B		
RY-095					
RY-096		CO006	CLASSIC MINI FITS 850 / 998 / 1100CC engines- PIN DRIVE		






OTHERS 其它车型

RY NO.	PHOTO	ORIGINAL NO.	APPLICATION	YEAR	ACCESSORIES
RY-097					
RY-098					
RY-099					
RY-0100			GENERAC-1		
RY-GB101					







PERKINGS 帕金斯系列

国内车型

RY NO. PHOTO ORIGINAL NO. APPLICATION YEAR ACCESSORIES

RY NO.	PHOTO	ORIGINAL NO.	APPLICATION	YEAR	ACCESSORIES
RY-PK101		3687527			
RY-PK102		3609833			
RY-PK103		4132F067			
RY-PK104		4003950			
RY-PK105		4132F057			

RY NO. PHOTO ORIGINAL NO. APPLICATION YEAR ACCESSORIES








RY NO.	PHOTO	ORIGINAL NO.	APPLICATION	YEAR	ACCESSORIES
RY-CHC101					
RY-CHC102			荣威350		
RY-CHC103		G0610592KZ-12 G0610591UC-12			
RY-CHC104			BM15T		
RY-CHC105			BM15L		
RY-CHC106		438-QL1-1Q00012Z 468QL1-1000012-B 468QL1-1000012Z	Yavuz JAC 2		

OIL PUMP

OIL PUMP








国内车型

RY NO. PHOTO ORIGINAL NO. APPLICATION YEAR ACCESSORIES

RY-CHC107			Chana Prito		
RY-CHC108		372-10110101HB	Cherry QQ		
RY-CHC109		1011100-ED01A	Great Wall Wingle 2.0L diesel		
RY-CHC110		1010200GH031		<input checked="" type="checkbox"/> Special-shaped Ring 	
RY-CHC111		24558579 SMD366260SY SMW250295	ZOTYE Z10		
RY-CHC112			BYD F0		

国内车型







RY NO. PHOTO ORIGINAL NO. APPLICATION YEAR ACCESSORIES

RY-CHC113		480-1011030	CHERY A13		
RY-CHC114			VOLEX C30 Great Wall M4 CROSS1.5		
RY-CHC115		1010200GG20	JAC J2 NV		
RY-CHC116			DAM15 515		
RY-CHC117					
RY-CHC118		HC306059AA		<input checked="" type="checkbox"/> Spring 	



国内车型

GM 通用系列

RY NO. PHOTO ORIGINAL NO. APPLICATION YEAR ACCESSORIES




RY-CHC119		080232-21			
RY-CHC120			GEELY PANDA 3G10		
RY-CHC121		371-1011010	GEELY 371		
RY-CHC122		F03090242001	DAN13R DAM13 513		
RY-CHC123			LJ469 With VVT		
RY-CHC124			LJ469 Without VVT		

RY NO. PHOTO ORIGINAL NO. APPLICATION YEAR ACCESSORIES

RY-GM101		12657346 12659938 12661206 12661761 12665356	Chevrolet-Cadillac V8 4.3L (262) OHV 12V. LV3 Gen V EcoTec3, 5.3L (325) OHV 16 V. L83 Gen V EcoTec3, 6.2L 376) OHV 16 V. L86 Gen V EcoTec3, Escalade, Silverado, Suburban, Tahoe, Sierra, Yukon, Yukon XL	2014-2016	
RY-GM102		12569163 12575539 12628565 12576249 12576186 12582737 12586647	4Cyl 2.9L GMC Canyon Timing Cover 5Cyl 3.7L GMC Canyon Timing Cover 4Cyl 2.9L Chevrolet Colorado Timing Cover 5Cyl 3.7L Chevrolet Colorado Timing Cover 6Cyl 4.2L GMC Envoy Timing Cover 5Cyl 3.7L Hummer H3 Timing Cover 4Cyl 2.8L GMC Canyon Timing Cover 5Cyl 3.5L GMC Canyon Timing Cover	2007-2012 2007-2012 2007-2012 2007-2012 2002-2009 2007-2010 2004-2005 2004-2005	

TRUCK 卡车系列

RY NO. PHOTO ORIGINAL NO. APPLICATION YEAR ACCESSORIES

RY-TR101	 Drive Gear : 46 Teeth	1151-E0120	HINO P11C		
RY-TR102	 (L)Drive Gear : 23 Teeth (R)Drive Gear : 24 Teeth	Cummins: 4939587, 3941742, 3930337, 3926203, 3937404, 4935792, 3924720, 3918212, 3914008, 3914006, 3906414, 3901175, 200911060084 Chrysler: 4741728, 5010965AA, 5010965AB, 5010965AC, 83506411	Cummins 6BT		
RY-TR103	 (L)Drive Gear : 22 Teeth (R)Drive Gear : 24 Teeth	4988801 3973398 3957266 3947308	Cummins QSB6.7 CM2250 EC 4B3.9 B5.9 G		

OIL PUMP

OIL PUMP