

catalogue



HF RADIO COMMUNICATIONS

July 2007

product



This is Issue 3 of the HF Radio Communications International Product Catalogue, 16th July 2007.

No part of this product catalogue may be reproduced, transcribed, translated into any language or transmitted in any form whatsoever without the prior written consent of Codan Limited.

Pictures shown in this product catalogue are for illustration purposes only — actual products, colours and configurations may vary from the pictures shown.

© Copyright 2007 Codan Limited.

NGT[®], CALM[®] and *Easitalk*[®] are registered trademarks of Codan Limited.

Brand and product names mentioned in this document are trademarks or registered trademarks of their respective holders.

NGT Products

NGT VR Configurations.....	1
NGT VR Transceiver.....	1
NGT VR Mobile.....	2
NGT VR Base.....	3
NGT VR Options.....	4
NGT VR Transceiver Accessories.....	5
NGT VR Mobile Accessories.....	7
NGT VR Base Accessories.....	8
NGT SRx Configurations.....	9
NGT SRx Transceiver.....	9
NGT SRx Mobile.....	10
NGT SRx Base.....	11
NGT SRx Options.....	12
NGT SRx Transceiver Accessories.....	14
NGT SRx Mobile Accessories.....	16
NGT SRx Base Accessories.....	17
NGT SR Configurations.....	19
NGT SR Transceiver.....	19
NGT SR Mobile.....	20
NGT SR Base.....	21
NGT SR Options.....	22
NGT SR Transceiver Accessories.....	24
NGT SR Mobile Accessories.....	26
NGT SR Base Accessories.....	28
NGT ASR Configurations.....	29
NGT ASR Transceiver.....	29
NGT ASR Mobile.....	30
NGT ASR Base.....	31
NGT ASR Options.....	32
NGT ASR Transceiver Accessories.....	33
NGT ASR Mobile Accessories.....	35
NGT ASR Base Accessories.....	37
Data, Email & Fax.....	39
Software	
UUPlus <i>Email for HF</i> Server Software.....	39
UUPlus <i>Email for HF</i> Client Software.....	40
UUPlus Accessories.....	40
HF Express and Stanag 5066 Stack.....	41
3012 HF Data Modem	
3012 HF Data Modem (No Cables).....	42
3012 HF Data Modem for NGT with 2 m RS232 Cable.....	43
3012 HF Data Modem for NGT with 6 m RS232 Cable.....	44
3012 Accessories.....	45
3112 High Speed HF Data Modem	
3112 High Speed HF Data Modem (No Cables).....	46
3112 High Speed HF Data Modem for NGT with 2 m Ethernet Cable.....	47
3112 High Speed HF Data Modem for NGT with 10 m Ethernet Cable.....	48
3112 High Speed HF Data Modem for NGT with 2 m Synchronous Cable.....	49
3112 Accessories.....	50
HAL FAX.....	52

High Power Amplifiers	53
3061 500 W Power Amplifier	53
3061 Accessories	54
3062 1 kW Power Amplifier	55
3062 Accessories	56
Crosspatch/Phone/GPS Solutions	57
Crosspatch for NGT.....	57
Crosspatch Accessories	57
Telephone Interconnect	58
Telephone Interconnect Accessories	59
GPS Tracking Software	60
GPS Accessories.....	60
Transceiver Supplies	61
3020 Heavy Duty Transceiver Supply	61
3020 Accessories	62
DC-DC Voltage Converter.....	62
Solar Power Supplies	63
Solar Power Supply Accessories.....	63
Batteries.....	64
Antennas	65
9350 Automatic Tuning Whip (No Cables).....	65
9350 Automatic Tuning Whip Antenna with 6 m Cables	66
9350 Accessories	67
Base Whip Antenna	68
Base Whip Accessories.....	68
Travelling Wave Dipole Antenna	69
Delta Antenna	70
Semi-delta Antenna.....	71
Multi-wire Broadband Dipole Antenna	72
Active Tuned Long Wire Antenna	72
Tuners.....	73
Tuner Accessories	73
Antenna Masts	74
Coaxial Cables Type RG58	75
Coaxial Cables Type RG213.....	75
Lightning Protection.....	76
Split-site & Remote Control.....	77
NGT Remote Control Equipment — 2-wire Interface.....	77
NGT Remote Control Accessories	78
NGT Split-site Equipment — 2-wire Interface	79
NGT Split-site Equipment — 4-wire Interface	81
Split-site Accessories	83
19" Racks & Accessories	85
Standard Rack Configurations	85
19" Racks & Accessories	86
19" Rack Cabinets	87
19" Rack Mount System Trays.....	88
19" Rack Mount Blanking Panels.....	89
19" Rack Mount Accessories	89

Manpack Products

2110 Transceiver Configurations	91
2110v & 2110 Transceiver Kits	91
Patrol Configuration	92
Explorer Configuration	93
Homeland Security Configuration	95
2110 Transceiver	97
Transceiver Units	97
Options	98
Accessories	100
2110 Data & Email	103
Software	
UUPlus <i>Email for HF</i> Server Software	103
UUPlus <i>Email for HF</i> Client Software	104
UUPlus Accessories	104
HF Express and Stanag 5066 Stack	105
3012 HF Data Modem	
3012 HF Data Modem (No Cables)	106
3012 HF Data Modem for 2110 with 6 m RS232 Cable	107
3012 Accessories	108
3112 High Speed HF Data Modem	
3112 High Speed HF Data Modem (No Cables)	109
3112 High Speed HF Data Modem for 2110 with 10 m Ethernet Cable	110
3112 Accessories	111
2110 Crosspatch	113
Crosspatch for 2110	113
Crosspatch Accessories	113
Antenna Accessories	115
Long Wire & Dipoles	115
Whip Antennas	116
Earthing	116
Battery & Charger Accessories	117
Batteries	117
DC-DC Voltage Converter	117
Chargers	118
Charger Modules	119
Charger Output Cables	120
Charger Input Cables AC	121
Charger Input Cables DC	121
Backpack & Mounting Accessories	123
Backpacks	123
Mounting Accessories	124

General

Language Support	125
English Manuals	125
French Manuals	126
Spanish Manuals	127
Arabic Manuals	128



CODAN

get connected. anywhere.
HF RADIO COMMUNICATIONS


Table of Contents

General

Shipping Weights	129
Standard Packing Dimensions	140
International Product Warranty	143
Battery Cell Warranty.....	144
Trading Terms (International Sales).....	145
Conditions for Irrevocable Documentary Letter of Credit.....	147






NGT VR TRANSCEIVER

PRODUCT	PART NO.	DESCRIPTION
	<p>NGT-VR-TCVR</p>	<p>NGT VR Transceiver</p> <p>The NGT VR Transceiver is the ideal solution to meet your voice communication needs for base and mobile applications — all in a single cost effective unit. It's easy to use with an innovative, user-friendly handset and one-button shortcuts. Plus Codan's <i>Easitalk</i> provides clearer communications by reducing background noise.</p> <p>The VR comes with an RF unit, handset, speaker, cables, and mounting accessories for easy installation. It provides quick and reliable Emergency and Selective calling, along with excellent options including Automatic Link Establishment (ALE), voice encryption, phone calling features, remote diagnostics/configuration, and additional mounting accessories.</p> <p>The standard transceiver consists of the parts listed below. The following pages detail the parts required for NGT VR Mobile and Base configurations.</p> <p>COMPRISING:</p> <ul style="list-style-type: none"> • NGT VR 2011 RF Unit • NGT VR 2020 Handset • NGT Handset Cradle Kit • External Speaker with 4 m Lead • NGT Control Cable, 6 m • Self Adhesive Rubber Feet (x4) • NGT Transceiver Getting Started Guide, includes Reference Manual on CDROM (see page 125, <i>Language Support</i> for translations of this guide) <p>STANDARD FEATURES:</p> <ul style="list-style-type: none"> • 20 channels, 1.6–30 MHz, 3 networks • Scanning of multiple networks • 125 W PEP, 12 V DC, USB/LSB/AM • In-built <i>Easitalk</i> speech noise reduction • Meets MIL-STD-810F for shock, vibration and dust <p>AVAILABLE OPTIONS & ACCESSORIES:</p> <p>See pages 4 and 5 for <i>NGT VR Options and Transceiver Accessories</i>.</p>
	<p>08-05628-004 08-05629-002 15-00129 15-00649 08-06022-001 30-11208-000 15-04127-##</p>	

denotes language version

NGT VR MOBILE

PRODUCT	PART NO.	DESCRIPTION
	NGT-VR-MOB	NGT VR Mobile Configuration
		The NGT VR Mobile Configuration consists of an NGT VR Transceiver, a 9350 Automatic Tuning Whip Antenna and cables, and vehicle installation hardware kit.
		COMPRISING:
		NGT VR Transceiver
		<ul style="list-style-type: none"> • NGT VR 2011 RF Unit • NGT VR 2020 Handset • NGT Handset Cradle Kit • External Speaker with 4 m Lead • NGT Control Cable, 6 m • NGT Transceiver Getting Started Guide, includes Reference Manual on CDROM (see page 125, <i>Language Support</i> for translations of this guide)
	08-05628-004 08-05629-002 15-00129 15-00649 08-06022-001 15-04127-##	
	ANT-9350-6M	9350 Automatic Tuning Whip Antenna and Cables
		The 9350 consists of the following parts. See page 67 for additional 9350 accessories.
		<ul style="list-style-type: none"> 08-05063-001 9350 Main Assembly 08-05627-006 9350 to NGT Control Cable, 6 m 08-01503-006 Coaxial Assembly Cable RG58, 6 m 08-05140-001 9350 Spring 78-23007-003 9350 Fibreglass Whip, 1.6 m 78-23025 9350 Tapered Stainless Steel Whip, 1.2 m 15-04142-## Automatic Tuning Whip Antenna 9350 Installation Handbook (see page 125, <i>Language Support</i> for translations of this handbook)
	15-00180	Complete Vehicle Installation Hardware Kit
		Includes mounting cradle, fuse holder and fuse, earth wire, battery cable, assorted screws and cable ties.
		AVAILABLE OPTIONS & ACCESSORIES:
		See pages 4 and 7 for <i>NGT VR Options</i> and <i>Mobile Accessories</i> .

denotes language version



NGT VR BASE		
PRODUCT	PART NO.	DESCRIPTION
	NGT-VR-BASE	NGT VR Base Station Configuration
		The NGT VR Base Station Configuration consists of an NGT VR Transceiver, a Multi-wire Broadband Dipole Antenna, 3020 Heavy Duty Transceiver Supply, and cables.
		COMPRISING:
		NGT VR Transceiver
		<ul style="list-style-type: none"> • NGT VR 2011 RF Unit • NGT VR 2020 Handset • NGT Handset Cradle Kit • External Speaker with 4 m Lead • NGT Control Cable, 6 m • Self Adhesive Rubber Feet (x4) • NGT Transceiver Getting Started Guide, includes Reference Manual on CDROM (see page 125, <i>Language Support</i> for translations of this guide)
	08-05628-004 08-05629-002 15-00129 15-00649 08-06022-001 30-11208-000 15-04127-##	
	15-00463-001	Multi-wire Broadband Dipole Antenna
		The antenna can be mounted horizontally between two support systems, or as an inverted "V" using a single central support mast.
		NOTE:
		Mast is not included. For masts, see page 74, <i>Antenna Masts</i> .
		
	08-01503-030	Coaxial Cable Assembly RG58, 30 m
		
	08-06054-###	3020 Heavy Duty Transceiver Supply plus Cable
		When ordering, please specify the part number of the 3020 Transceiver Supply and cable that corresponds to the mains connector type you require (see page 61, <i>3020 Heavy Duty Transceiver Supply</i>).
		
	05-06374	Earth Braid, 1.5 m
		

AVAILABLE OPTIONS & ACCESSORIES:

See pages 4 and 8 for *NGT VR Options* and *Base Accessories*.

denotes language version

denotes the cable lead variant depending upon country of use

NGT VR OPTIONS		
PRODUCT	PART NO.	DESCRIPTION
<input checked="" type="checkbox"/>	15-10479	<p>Opt FED-STD-1045 ALE/CALM</p> <p>Fully compatible with FED-STD-1045 ALE capabilities and enhanced with Codan Automated Link Management (CALM). Includes facilities for Selective Calls, All Calls, Phone Calls, Text Messaging and GPS Position Calls.</p>
<input checked="" type="checkbox"/>	15-10482	<p>Opt Diagnostic</p> <p>A remote capability where diagnostic information, such as signal strength, battery voltage, output power, temperature and antenna health can be retrieved from a remote station.</p>
<input checked="" type="checkbox"/>	15-10483	<p>Opt Phone Call</p> <p>Enables telephone calls to be made from mobile and base stations equipped with a telephone interconnect.</p>
<input checked="" type="checkbox"/>	15-10513-000	<p>Opt 100 W</p> <p>Reduces transceiver output power to 100 W.</p>
<input checked="" type="checkbox"/>	15-10481	<p>Opt TxD, Tx Program Disabled</p> <p>Disables front panel programming of new transmit frequencies. For use in countries where front panel programming is prohibited by regulatory authorities, e.g. USA and Australia.</p>
<input checked="" type="checkbox"/>	15-10491	<p>Opt TxP, Tx Program Prohibited</p> <p>Prohibits front panel programming of new transmit and receive frequencies.</p>
	15-10507-000	<p>Opt Voice Encryptor (Factory Fit)</p> <p>High grade Voice Encryptor Module for NGT series Transceivers. Provides high grade voice security with exceptional recovered audio quality.</p> <p>NOTE:</p> <ul style="list-style-type: none"> • This option is also available as a retro fit kit (part number 15-10507). • This option is subject to Australian Defence Export Controls. A signed End-User Declaration must be provided for supply of this option.
	15-10523-000	<p>Opt Transcrypt SC20-455 Scrambler (Factory Fit)</p> <p>Voice scrambling module for use with NGT Series Transceivers.</p> <p>NOTE:</p> <ul style="list-style-type: none"> • This option is also available as a retro fit kit (part number 15-10523). • This option is subject to Australian Defence Export Controls. A signed End-User Declaration must be provided for supply of this option.

NGT VR TRANSCEIVER ACCESSORIES

PRODUCT	PART NO.	DESCRIPTION
	08-03255	Cable, Battery, 6 m
	08-04515-001	Earth Wire, 0.5 m
	05-06374	Earth Braid, 1.5 m
	15-04128-EN	<p>System Programmer CD (English) Software used to program NGT series Transceivers. NSP interface cable (part number 08-05123-001) needs to be ordered separately.</p>
	08-05123-001	<p>Cable, NSP Interface Interface cable to program NGT series Transceivers from a PC.</p>
	78-01031	<p>Adaptor, USB to DB-9, Serial Port USB V1.1 compliant and supports Microsoft Windows™ 2000/XP.</p>
	15-02063-EN	<p>NGT Transceiver System Technical Service Manual (English) Printed Technical Service Manual for the NGT Transceiver. Includes all NGT series Transceivers and accessories.</p>

Continued on the next page





CODAN

get connected. anywhere.
HF RADIO COMMUNICATIONS

NGT VR Configurations

NGT VR TRANSCEIVER ACCESSORIES cont.

PRODUCT	PART NO.	DESCRIPTION
	15-02063-CD	NGT Transceiver System Technical Service Manual on CDROM (English) Includes all NGT series Transceivers and accessories.
	15-04127-##	NGT Transceiver Getting Started Guide, includes Reference Manual on CDROM Printed Getting Started Guide for the NGT Transceiver. See page 125, <i>Language Support</i> for translations of this guide.

denotes language version

NGT VR MOBILE ACCESSORIES

PRODUCT	PART NO.	DESCRIPTION
	15-00704	Vehicle Interference Suppression Kit Comprises of interference filters, copper braid, earth strap and fitting instructions.
	15-00508	Voltage Regulator (24 V to 12 V operation 20 A) Enables the operation of NGT series Transceivers in 24/26 V based vehicles. Protected from faults such as voltage spikes, overload, short circuits and low voltage input. The unit automatically resets once a fault is removed.
	15-00180	Complete Vehicle Installation Hardware Kit Includes mounting cradle, fuse holder and fuse, earth wire, battery cable, assorted screws and cable ties.
	15-00136	Cradle, NGT RF Unit Mounting
	08-03255	Cable, Battery, 6 m
	15-00711	Fuse Holder with 32 A Fuse
	15-00712	Fuse, 32 A
	08-04515-001	Earth Wire, 0.5 m



CODAN

get connected. anywhere.
HF RADIO COMMUNICATIONS

NGT VR Configurations

NGT VR BASE ACCESSORIES

PRODUCT	PART NO.	DESCRIPTION
	15-00766	<p>NGT VR Desk Console</p> <p>An optional NGT Desk Console for the NGT VR Transceiver, incorporating an in-built speaker, hand PTT switch, goose-neck microphone, in-built headphone output, and a 2 m transceiver interface cable.</p> <p>NOTE:</p> <p>When the transceiver is ordered with an optional desk console (part number 15-00766), an NGT handset cradle (part number 15-00129), external speaker (part number 15-00649) and NGT Control cable (part number 08-06022-001) are not included.</p>
	15-00602	<p>Headphones</p> <p>Headphones suitable for the NGT VR Desk Console.</p>
	15-00702	<p>Cable Kit for Float Charge</p> <p>Cable kit for float charging lead-acid storage battery for uninterrupted supply.</p> <p>For batteries, see page 64, <i>Batteries</i>.</p>
		<p>Mast, Guyed with Erection Kits</p> <p>A range of guyed masts are available, see page 74, <i>Antenna Masts</i>.</p>

NGT SRx TRANSCEIVER

PRODUCT	PART NO.	DESCRIPTION
	<p>NGT-SRX-TCVR</p>	<p>NGT SRx Transceiver</p> <p>The NGT SRx Transceiver, capable of voice, email, fax, GPS tracking and telephone interconnection, is the ideal solution to meet your modern HF needs — all in a single cost effective unit.</p> <p>The SRx comes with an RF unit, handset, speaker, cables, and mounting accessories for easy installation.</p> <p>The transceiver incorporates the exceptional features renowned in all Codan NGT transceivers, plus advanced calling capabilities including Emergency call, Selective call, Phone call, Message call, Diagnostics, Remote disable and Remote configuration.</p> <p>Excellent options are available including Automatic Link Establishment (ALE) capabilities, voice encryption, and GPS, plus additional mounting accessories.</p> <p>The standard transceiver consists of the parts listed below. The following pages detail the parts required for NGT SRx Mobile and Base configurations.</p>
	<p>08-05628-009 08-05629-009 15-00129 15-00649 08-06022-001 30-11208-000 15-04140-##</p>	<p>COMPRISING:</p> <ul style="list-style-type: none"> • NGT SRx 2012 RF Unit • NGT SRx 2020 Handset • NGT Handset Cradle Kit • External Speaker with 4 m Lead • NGT Control Cable, 6 m • Self Adhesive Rubber Feet (x4) • NGT SRx Transceiver Getting Started Guide, includes Reference Manual on CDROM (see page 125, <i>Language Support</i> for translations of this guide)
		<p>STANDARD FEATURES:</p> <ul style="list-style-type: none"> • General Purpose Interface Port (GPIO) • 400 channels, 1.6–30 MHz, 10 networks • Scanning of multiple networks • 125 W PEP, 12 V DC, USB/LSB/AM • In-built <i>Easitalk</i> speech noise reduction • Morse capability • Meets MIL-STD-810F for shock, vibration and dust
		<p>AVAILABLE OPTIONS & ACCESSORIES:</p> <p>See pages 12 and 14 for <i>NGT SRx Options and Transceiver Accessories</i>.</p>

denotes language version

NGT SRx MOBILE

PRODUCT	PART NO.	DESCRIPTION														
	NGT-SRX-MOB	NGT SRx Mobile Configuration														
		The NGT SRx Mobile Configuration consists of an NGT SRx Transceiver, a 9350 Automatic Tuning Whip Antenna and cables, and vehicle installation hardware kit.														
		COMPRISING:														
		NGT SRx Transceiver														
	08-05628-009 08-05629-009 15-00129 15-00649 08-06022-001 15-04140-##	<ul style="list-style-type: none"> • NGT SRx 2012 RF Unit • NGT SRx 2020 Handset • NGT Handset Cradle Kit • External Speaker with 4 m Lead • NGT Control Cable, 6 m • NGT SRx Transceiver Getting Started Guide, includes Reference Manual on CDROM (see page 125, <i>Language Support</i> for translations of this guide) 														
	ANT-9350-6M	9350 Automatic Tuning Whip Antenna and Cables														
		The 9350 consists of the following parts. See page 67 for additional 9350 accessories.														
		<table border="0"> <tr> <td>08-05063-001</td> <td>9350 Main Assembly</td> </tr> <tr> <td>08-05627-006</td> <td>9350 to NGT Control Cable, 6 m</td> </tr> <tr> <td>08-01503-006</td> <td>Coaxial Assembly Cable RG58, 6 m</td> </tr> <tr> <td>08-05140-001</td> <td>9350 Spring</td> </tr> <tr> <td>78-23007-003</td> <td>9350 Fibreglass Whip, 1.6 m</td> </tr> <tr> <td>78-23025</td> <td>9350 Tapered Stainless Steel Whip, 1.2 m</td> </tr> <tr> <td>15-04142-##</td> <td>Automatic Tuning Whip Antenna 9350 Installation Handbook (see page 125, <i>Language Support</i> for translations of this handbook)</td> </tr> </table>	08-05063-001	9350 Main Assembly	08-05627-006	9350 to NGT Control Cable, 6 m	08-01503-006	Coaxial Assembly Cable RG58, 6 m	08-05140-001	9350 Spring	78-23007-003	9350 Fibreglass Whip, 1.6 m	78-23025	9350 Tapered Stainless Steel Whip, 1.2 m	15-04142-##	Automatic Tuning Whip Antenna 9350 Installation Handbook (see page 125, <i>Language Support</i> for translations of this handbook)
08-05063-001	9350 Main Assembly															
08-05627-006	9350 to NGT Control Cable, 6 m															
08-01503-006	Coaxial Assembly Cable RG58, 6 m															
08-05140-001	9350 Spring															
78-23007-003	9350 Fibreglass Whip, 1.6 m															
78-23025	9350 Tapered Stainless Steel Whip, 1.2 m															
15-04142-##	Automatic Tuning Whip Antenna 9350 Installation Handbook (see page 125, <i>Language Support</i> for translations of this handbook)															
	15-00180	Complete Vehicle Installation Hardware Kit														
		Includes mounting cradle, fuse holder and fuse, earth wire, battery cable, assorted screws and cable ties.														
		AVAILABLE OPTIONS & ACCESSORIES:														
		See pages 12 and 16 for <i>NGT SRx Options</i> and <i>Mobile Accessories</i> .														

denotes language version



NGT SRx BASE		
PRODUCT	PART NO.	DESCRIPTION
	NGT-SRX-BASE	NGT SRx Base Station Configuration
		The NGT SRx Base Station Configuration consists of an NGT SRx Transceiver, a Multi-wire Broadband Dipole Antenna, 3020 Heavy Duty Transceiver Supply, and cables.
		COMPRISING:
		NGT SRx Transceiver
		<ul style="list-style-type: none"> • NGT SRx 2012 RF Unit • NGT SRx 2020 Handset • NGT Handset Cradle Kit • External Speaker with 4 m Lead • NGT Control Cable, 6 m • Self Adhesive Rubber Feet (x4) • NGT SRx Transceiver Getting Started Guide, includes Reference Manual on CDROM (see page 125, <i>Language Support</i> for translations of this guide)
	08-05628-009 08-05629-009 15-00129 15-00649 08-06022-001 30-11208-000 15-04140-##	
	15-00463-001	Multi-wire Broadband Dipole Antenna
		The antenna can be mounted horizontally between two support systems, or as an inverted "V" using a single central support mast.
		NOTE: Mast is not included. For masts, see page 74, <i>Antenna Masts</i> .
	08-01503-030	Coaxial Cable Assembly RG58, 30 m
		
	08-06054-###	3020 Heavy Duty Transceiver Supply plus Cable
		When ordering, please specify the part number of the 3020 Transceiver Supply and cable that corresponds to the mains connector type you require (see page 61, <i>3020 Heavy Duty Transceiver Supply</i>).
		
	05-06374	Earth Braid, 1.5 m
		

AVAILABLE OPTIONS & ACCESSORIES:

See pages 12 and 17 for *NGT SRx Options* and *Base Accessories*.





denotes language version

denotes the cable lead variant depending upon country of use

NGT SRx OPTIONS		
PRODUCT	PART NO.	DESCRIPTION
<input checked="" type="checkbox"/>	15-10479	<p>Opt FED-STD-1045 ALE/CALM</p> <p>Fully compatible with FED-STD-1045 ALE capabilities and enhanced with Codan Automated Link Management (CALM). Includes facilities for Selective Calls, All Calls, Phone Calls, Text Messaging and GPS Position Calls.</p>
<input checked="" type="checkbox"/>	15-10486	<p>Opt GPS Enable</p> <p>Enables GPS tracking.</p> <p>NOTE:</p> <p>This feature is compatible with GPS receivers providing NMEA 0183 V2.0 (or later) output format. A GPS receiver is not supplied.</p> <p>For a description of the GPS receiver available from Codan, see page 16, <i>NGT SRx Mobile Accessories</i>.</p>
<input checked="" type="checkbox"/>	15-10513-000	<p>Opt 100 W</p> <p>Reduces transceiver output power to 100 W.</p>
<input checked="" type="checkbox"/>	15-10481	<p>Opt TxD, Tx Program Disabled</p> <p>Disables front panel programming of new transmit frequencies. For use in countries where front panel programming is prohibited by regulatory authorities, e.g. USA and Australia.</p>
<input checked="" type="checkbox"/>	15-10491	<p>Opt TxP, Tx Program Prohibited</p> <p>Prohibits front panel programming of new transmit and receive frequencies.</p>
<input checked="" type="checkbox"/>	15-10541-000	<p>Opt High Speed Data (Factory Fit)</p> <p>Required for use with Codan 3112/3212 High Speed HF Data Modems.</p>
	15-10469-000	<p>Opt Fan (Factory Fit)</p> <p>Fan unit for continuous data transmission for NGT series Transceivers.</p> <p>NOTE:</p> <p>This option is also available as a retro fit kit (part number 15-10469).</p>
	15-10507-000	<p>Opt Voice Encryptor (Factory Fit)</p> <p>High grade Voice Encryptor Module for NGT series Transceivers. Provides high grade voice security with exceptional recovered audio quality.</p> <p>NOTE:</p> <ul style="list-style-type: none"> This option is also available as a retro fit kit (part number 15-10507). This option is subject to Australian Defence Export Controls. A signed End-User Declaration must be provided for supply of this option.

Continued on the next page

NGT SRx OPTIONS cont.



PRODUCT	PART NO.	DESCRIPTION
	15-10523-000	<p>Opt Transcript SC20-455 Scrambler (Factory Fit) Voice scrambling module for use with NGT Series Transceivers.</p> <p>NOTE:</p> <ul style="list-style-type: none"> • This option is also available as a retro fit kit (part number 15-10523). • This option is subject to Australian Defence Export Controls. A signed End-User Declaration must be provided for supply of this option.
	15-10506-000	<p>Opt 500 Hz BW Filter (Factory Fit) 500 Hz narrow band filter.</p>
	15-10514-000	<p>Opt 2.7 kHz BW Filter (Factory Fit) 2.7 kHz wide band filter.</p>
	15-10535-000	<p>Opt 3 kHz BW Filter (Factory Fit) 3 kHz wide band filter.</p>

NGT SRx TRANSCEIVER ACCESSORIES

PRODUCT	PART NO.	DESCRIPTION
	08-03255	Cable, Battery, 6 m
	08-04515-001	Earth Wire, 0.5 m
	05-06374	Earth Braid, 1.5 m
	15-04128-EN	<p>System Programmer CD (English) Software used to program NGT series Transceivers. NSP interface cable (part number 08-05123-001) needs to be ordered separately.</p>
	08-05123-001	<p>Cable, NSP Interface Interface cable to program NGT series Transceivers from a PC.</p>
	78-01031	<p>Adaptor, USB to DB-9, Serial Port USB V1.1 compliant and supports Microsoft Windows™ 2000/XP.</p>
	15-02063-EN	<p>NGT Transceiver System Technical Service Manual (English) Printed Technical Service Manual for the NGT Transceiver. Includes all NGT series Transceivers and accessories.</p>

Continued on the next page

NGT SRx TRANSCEIVER ACCESSORIES cont.

PRODUCT	PART NO.	DESCRIPTION
	15-02063-CD	NGT Transceiver System Technical Service Manual on CDROM (English) Includes all NGT series Transceivers and accessories.
	15-04127-##	NGT Transceiver Getting Started Guide, includes Reference Manual on CDROM Printed Getting Started Guide for the NGT Transceiver. See page 125, <i>Language Support</i> for translations of this guide.

denotes language version



CODAN

get connected. anywhere.
HF RADIO COMMUNICATIONS

NGT SRx Configurations

NGT SRx MOBILE ACCESSORIES

PRODUCT	PART NO.	DESCRIPTION
	15-00765	GPS Receiver/Antenna Includes: <ul style="list-style-type: none"> • Receiver/antenna • Magnetic mounting bracket • NGT transceiver interconnecting cables Features: <ul style="list-style-type: none"> • Integrated antenna and GPS receiver • Tracking up to 12 satellites
	15-00704	Vehicle Interference Suppression Kit Comprises of interference filters, copper braid, earth strap and fitting instructions.
	15-00508	Voltage Regulator (24 V to 12 V operation 20 A) Enables the operation of NGT series Transceivers in 24/26 V based vehicles. Protected from faults such as voltage spikes, overload, short circuits and low voltage input. The unit automatically resets once a fault is removed.
	15-00180	Complete Vehicle Installation Hardware Kit Includes mounting cradle, fuse holder and fuse, earth wire, battery cable, assorted screws and cable ties.
	15-00136	Cradle, NGT RF Unit Mounting
	08-03255	Cable, Battery, 6 m
	15-00711	Fuse Holder with 32 A Fuse
	15-00712	Fuse, 32 A
	08-04515-001	Earth Wire, 0.5 m

NGT SRx BASE ACCESSORIES

PRODUCT	PART NO.	DESCRIPTION
	15-00766	<p>NGT SRx Desk Console</p> <p>An optional NGT Desk Console for the NGT SRx Transceiver, incorporating an in-built speaker, hand PTT switch, goose-neck microphone, in-built headphone output, and a 2 m transceiver interface cable.</p> <p>NOTE:</p> <p>When the transceiver is ordered with an optional desk console (part number 15-00766), an NGT handset cradle (part number 15-00129), external speaker (part number 15-00649) and NGT Control cable (part number 08-06022-001) are not included.</p>
	15-00602	<p>Headphones</p> <p>Headphones suitable for the NGT SRx Desk Console.</p>
	15-00702	<p>Cable Kit for Float Charge</p> <p>Cable kit for float charging lead-acid storage battery for uninterrupted supply.</p> <p>For batteries, see page 64, <i>Batteries</i>.</p>
	08-06380-001	<p>Cable, Serial 4-way/6-way to D9F</p> <p>Interface cable for computer control via CICS or GPS tracking on the NGT SRx Transceiver.</p>
		<p>Mast, Guyed with Erection Kits</p> <p>A range of guyed masts are available, see page 74, <i>Antenna Masts</i>.</p>




This page has been intentionally left blank.

NGT SR TRANSCEIVER

PRODUCT	PART NO.	DESCRIPTION
	<p>NGT-SR-TCVR</p>	<p>NGT SR Transceiver</p> <p>The NGT SR Transceiver is the ideal solution to meet all your advanced system requirements, including remote control, split-site, high power communications, or base and mobile applications. It also accommodates the use of multiple control points for simultaneous connection of peripheral equipment like data modems and telephone interconnects.</p> <p>The NGT SR comes with an RF unit, junction box, handset, speaker, cables, and mounting accessories for easy installation.</p> <p>The transceiver incorporates the exceptional features renowned in all Codan NGT transceivers, plus advanced calling capabilities including Emergency call, Selective call, Phone call, Message call, Diagnostics, Remote disable and Remote configuration.</p> <p>Excellent options are available including Automatic Link Establishment (ALE) capabilities, voice encryption, and GPS, plus additional mounting accessories for multiple control points.</p> <p>The standard transceiver consists of the parts listed below. The following pages detail the parts required for NGT SR Mobile and Base configurations.</p>
	<p>08-05628-001 08-05629-001 08-05630-001 15-00129 15-00649 08-05610-006 30-11208-000 15-04127-##</p>	<p>COMPRISING:</p> <ul style="list-style-type: none"> • NGT SR 2010 RF Unit • NGT SR 2020 Handset • NGT SR 2030 Junction Box • NGT Handset Cradle Kit • External Speaker with 4 m Lead • CIB Interface Cable, 6 m • Self Adhesive Rubber Feet (x4) • NGT Transceiver Getting Started Guide, includes Reference Manual on CDROM (see page 125, <i>Language Support</i> for translations of this guide)
		<p>STANDARD FEATURES:</p> <ul style="list-style-type: none"> • 400 channels, 1.6–30 MHz, 10 networks • Scanning of multiple networks • 125 W PEP, 12 V DC, USB/LSB/AM • In-built <i>Easitalk</i> speech noise reduction • Meets MIL-STD-810F for shock, vibration and dust <p>AVAILABLE OPTIONS & ACCESSORIES:</p> <p>See pages 22 and 24 for <i>NGT SR Options and Transceiver Accessories</i>.</p>

denotes language version

NGT SR MOBILE

PRODUCT	PART NO.	DESCRIPTION
	NGT-SR-MOB	NGT SR Mobile Configuration The NGT SR Mobile Configuration consists of an NGT SR Transceiver, a 9350 Automatic Tuning Whip Antenna and cables, and vehicle installation hardware kit. COMPRISING: NGT SR Transceiver <ul style="list-style-type: none"> • NGT SR 2010 RF Unit • NGT SR 2020 Handset • NGT SR 2030 Junction Box • NGT Handset Cradle Kit • External Speaker with 4 m Lead • CIB Interface Cable, 6 m • NGT Transceiver Getting Started Guide, includes Reference Manual on CDROM (see page 125, <i>Language Support</i> for translations of this guide)
	08-05628-001 08-05629-001 08-05630-001 15-00129 15-00649 08-05610-006 15-04127-##	
	ANT-9350-6M	9350 Automatic Tuning Whip Antenna and Cables The 9350 consists of the following parts. See page 67 for additional 9350 accessories. 08-05063-001 9350 Main Assembly 08-05627-006 9350 to NGT Control Cable, 6 m 08-01503-006 Coaxial Assembly Cable RG58, 6 m 08-05140-001 9350 Spring 78-23007-003 9350 Fibreglass Whip, 1.6 m 78-23025 9350 Tapered Stainless Steel Whip, 1.2 m 15-04142-## Automatic Tuning Whip Antenna 9350 Installation Handbook (see page 125, <i>Language Support</i> for translations of this handbook)
		
	15-00180	Complete Vehicle Installation Hardware Kit Includes mounting cradle, fuse holder and fuse, earth wire, battery cable, assorted screws and cable ties.
		
		AVAILABLE OPTIONS & ACCESSORIES: See pages 22 and 26 for <i>NGT SR Options</i> and <i>Mobile Accessories</i> .



CODAN

get connected. anywhere.
HF RADIO COMMUNICATIONS

NGT SR Configurations

NGT SR BASE

PRODUCT	PART NO.	DESCRIPTION
---------	----------	-------------

NGT-SR-BASE-CON NGT SR Base Station Configuration

The NGT SR Base Station Configuration consists of an NGT SR Transceiver, a Multi-wire Broadband Dipole Antenna, 3020 Heavy Duty Transceiver Supply, desk console, and cables.

COMPRISING:

NGT SR Transceiver

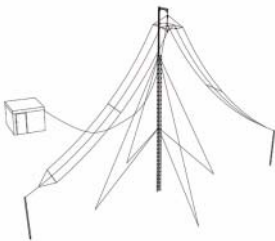
- NGT SR 2010 RF Unit
- NGT SR 2020 Handset
- NGT SR 2030 Junction Box
- NGT SR Desk Console
- CIB Interface Cable, 6 m
- Self Adhesive Rubber Feet (x4)
- NGT Transceiver Getting Started Guide, includes Reference Manual on CDROM (see page 125, *Language Support* for translations of this guide)



- 08-05628-001
- 08-05629-001
- 08-05630-001
- 15-10471-000
- 08-05610-006
- 30-11208-000
- 15-04127-##

Multi-wire Broadband Dipole Antenna

The antenna can be mounted horizontally between two support systems, or as an inverted "V" using a single central support mast.



- 15-00463-001

NOTE:

Mast is not included. For masts, see page 74, *Antenna Masts*.

Coaxial Cable Assembly RG58, 30 m



- 08-01503-030

3020 Heavy Duty Transceiver Supply plus Cable

When ordering, please specify the part number of the 3020 Transceiver Supply and cable that corresponds to the mains connector type you require (see page 61, *3020 Heavy Duty Transceiver Supply*).



- 08-06054-###

Earth Braid, 1.5 m



- 05-06374

AVAILABLE OPTIONS & ACCESSORIES:

See pages 22 and 28 for *NGT SR Options* and *Base Accessories*.





denotes language version

denotes the cable lead variant depending upon country of use

NGT SR OPTIONS		
PRODUCT	PART NO.	DESCRIPTION
<input checked="" type="checkbox"/>	15-10479	<p>Opt FED-STD-1045 ALE/CALM Fully compatible with FED-STD-1045 ALE capabilities and enhanced with Codan Automated Link Management (CALM). Includes facilities for Selective Calls, All Calls, Phone Calls, Text Messaging and GPS Position Calls.</p>
<input checked="" type="checkbox"/>	15-10486	<p>Opt GPS Enable Enables GPS tracking.</p> <p>NOTE: This feature is compatible with GPS receivers providing NMEA 0183 V2.0 (or later) output format. A GPS receiver is not supplied.</p> <p>For a description of the GPS receiver available from Codan, see page 26, <i>NGT SR Mobile Accessories</i>.</p>
<input checked="" type="checkbox"/>	15-10504-000	<p>Opt External ALC Required when using an NGT high power system.</p>
<input checked="" type="checkbox"/>	15-10513-000	<p>Opt 100 W Reduces transceiver output power to 100 W.</p>
<input checked="" type="checkbox"/>	15-10481	<p>Opt TxD, Tx Program Disabled Disables front panel programming of new transmit frequencies. For use in countries where front panel programming is prohibited by regulatory authorities, e.g. USA and Australia.</p>
<input checked="" type="checkbox"/>	15-10491	<p>Opt TxP, Tx Program Prohibited Prohibits front panel programming of new transmit and receive frequencies.</p>
<input checked="" type="checkbox"/>	15-10541-000	<p>Opt High Speed Data (Factory Fit) Required for use with Codan 3112/3212 High Speed HF Data Modems.</p>
	15-10469-000	<p>Opt Fan (Factory Fit) Fan unit for continuous data transmission for NGT series Transceivers.</p> <p>NOTE: This option is also available as a retro fit kit (part number 15-10469).</p>

Continued on the next page

NGT SR OPTIONS cont.

PRODUCT	PART NO.	DESCRIPTION
	15-10507-000	<p>Opt Voice Encryptor (Factory Fit) High grade Voice Encryptor Module for NGT series Transceivers. Provides high grade voice security with exceptional recovered audio quality.</p> <p>NOTE:</p> <ul style="list-style-type: none"> • This option is also available as a retro fit kit (part number 15-10507). • This option is subject to Australian Defence Export Controls. A signed End-User Declaration must be provided for supply of this option.
	15-10523-000	<p>Opt Transcrypt SC20-455 Scrambler (Factory Fit) Voice scrambling module for use with NGT Series Transceivers.</p> <p>NOTE:</p> <ul style="list-style-type: none"> • This option is also available as a retro fit kit (part number 15-10523). • This option is subject to Australian Defence Export Controls. A signed End-User Declaration must be provided for supply of this option.
	15-10506-000	<p>Opt 500 Hz BW Filter (Factory Fit) 500 Hz narrow band filter.</p>
	15-10514-000	<p>Opt 2.7 kHz BW Filter (Factory Fit) 2.7 kHz wide band filter.</p>



CODAN

get connected. anywhere.
HF RADIO COMMUNICATIONS

NGT SR Configurations

NGT SR TRANSCEIVER ACCESSORIES

PRODUCT	PART NO.	DESCRIPTION
	08-05610-001	Cable, CIB Interface, 0.5 m
	08-05610-002	Cable, CIB Interface, 2 m
	08-05610-006	Cable, CIB Interface, 6 m
	08-05610-030	Cable, CIB Interface, 30 m
	08-03255	Cable, Battery, 6 m
	08-04515-001	Earth Wire, 0.5 m
	08-04515-001	Earth Wire, 0.5 m
	05-06374	Earth Braid, 1.5 m
	15-04128-EN	System Programmer CD (English) Software used to program NGT series Transceivers. NSP interface cable (part number 08-05123-001) needs to be ordered separately.
	08-05123-001	Cable, NSP Interface Interface cable to program NGT series Transceivers from a PC.
	78-01031	Adaptor, USB to DB-9, Serial Port USB V1.1 compliant and supports Microsoft Windows™ 2000/XP.

Continued on the next page

NGT SR TRANSCEIVER ACCESSORIES cont.

PRODUCT	PART NO.	DESCRIPTION
	15-02063-EN	<p>NGT Transceiver System Technical Service Manual (English) Printed Technical Service Manual for the NGT Transceiver.</p> <p>Includes all NGT series Transceivers and accessories.</p>
	15-02063-CD	<p>NGT Transceiver System Technical Service Manual on CDROM (English) Includes all NGT series Transceivers and accessories.</p>
	15-04127-##	<p>NGT Transceiver Getting Started Guide, includes Reference Manual on CDROM Printed Getting Started Guide for the NGT Transceiver.</p> <p>See page 125, <i>Language Support</i> for translations of this guide.</p>

denotes language version

NGT SR MOBILE ACCESSORIES

PRODUCT	PART NO.	DESCRIPTION
	08-05362-001	<p>GPS Receiver/Antenna</p> <p>Includes:</p> <ul style="list-style-type: none"> • Receiver/antenna • Magnetic mounting bracket • NGT transceiver interconnecting cables <p>Features:</p> <ul style="list-style-type: none"> • Integrated antenna and GPS receiver • Tracking up to 12 satellites
	08-05847-001	<p>Interface Adaptor</p> <p>Interface adaptor to enable simultaneous connection of a GPS receiver and a 3012 HF Data Modem to the NGT ASR Transceiver.</p>
	15-00704	<p>Vehicle Interference Suppression Kit</p> <p>Comprises of interference filters, copper braid, earth strap and fitting instructions.</p>
	15-00508	<p>Voltage Regulator (24 V to 12 V operation 20 A)</p> <p>Enables the operation of NGT series Transceivers in 24/26 V based vehicles. Protected from faults such as voltage spikes, overload, short circuits and low voltage input. The unit automatically resets once a fault is removed.</p>
	15-00180	<p>Complete Vehicle Installation Hardware Kit</p> <p>Includes mounting cradle, fuse holder and fuse, earth wire, battery cable, assorted screws and cable ties.</p>
	15-00136	<p>Cradle, NGT RF Unit Mounting</p>
	08-03255	<p>Cable, Battery, 6 m</p>
	15-00711	<p>Fuse Holder with 32 A Fuse</p>

Continued on the next page





CODAN

get connected. anywhere.
HF RADIO COMMUNICATIONS

NGT SR Configurations

NGT SR MOBILE ACCESSORIES cont.

PRODUCT	PART NO.	DESCRIPTION
	15-00712	Fuse, 32 A
	08-04515-001	Earth Wire, 0.5 m



CODAN

get connected. anywhere.
HF RADIO COMMUNICATIONS

NGT SR Configurations

NGT SR BASE ACCESSORIES

PRODUCT	PART NO.	DESCRIPTION
---------	----------	-------------



15-10471

NGT SR Desk Console

An optional NGT Desk Console for the NGT SR Transceiver, incorporating an in-built speaker, hand PTT switch, goose-neck microphone, and in-built headphone output.

NOTE:

When the transceiver is supplied with the desk console (part number 15-10471-000), an NGT handset cradle (part number 15-00129) and external speaker (part number 15-00649) are not included.



CONTROL-POINT-SR-6M

NGT SR Control Point Kit

An additional control point incorporating the following parts.

COMPRISING:

- 08-05629-001 NGT SR 2020 Handset
- 08-05630-001 NGT SR 2030 Junction Box
- 15-00129 NGT Handset Cradle Kit
- 15-00649 External Speaker with 4 m Lead
- 08-05610-006 CIB Interface Cable, 6 m



15-00602

Headphones

Headphones suitable for the NGT SR Desk Console.

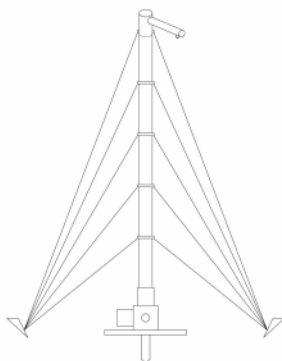


15-00702

Cable Kit for Float Charge

Cable kit for float charging lead-acid storage battery for uninterrupted supply.

For batteries, see page 64, *Batteries*.



Mast, Guyed with Erection Kit

A range of guyed masts are available, see page 74, *Antenna Masts*.



NGT ASR Configurations

NGT ASR TRANSCEIVER

PRODUCT	PART NO.	DESCRIPTION
---------	----------	-------------



NGT-ASR-TCVR

NGT ASR Transceiver

The NGT ASR Transceiver is specifically designed for interoperability with non-Codan HF transceiver systems. The NGT ASR supports MIL-STD-188-141B advanced Automatic Link Establishment, which has been certified for interoperability by the US Joint Interoperability Test Command (JITC). It is suitable for advanced system configurations in base and mobile applications, and supports HF data modems using advanced military waveforms.

The NGT ASR comes with an RF unit, junction box, handset, speaker, cables, and mounting accessories for easy installation. It incorporates the exceptional features renowned in all Codan NGT Transceivers, plus GPS, high power, encryption, and advanced calling capabilities.

The standard transceiver consists of the parts listed below. The following pages detail the parts required for NGT ASR Mobile and Base configurations.

COMPRISING:

- | | |
|---|--|
| <ul style="list-style-type: none"> 08-05628-007 08-05629-007 08-05630-007 15-00129 15-00649 08-05610-006 30-11208-000 15-10486 15-10514-000 15-10541-000 15-04137-EN | <ul style="list-style-type: none"> • NGT ASR 2010 RF Unit • NGT ASR 2020 Handset • NGT ASR 2030 Junction Box • NGT Handset Cradle Kit • External Speaker with 4 m Lead • CIB Interface Cable, 6 m • Self Adhesive Rubber Feet (x4) • Opt GPS Enable • Opt 2.7 kHz BW Filter (Factory Fit) • Opt High Speed Data (Factory Fit) • NGT ASR Transceiver Getting Started Guide, includes Reference Manual on CDROM (English) |
|---|--|



STANDARD FEATURES:

- US FCC and NTIA approved
- MIL-STD-188-141B ALE included
- Last Heard Log and manual sounding
- Support for Rockwell Collins Q9600 series modems and HF Messenger email software (requires Opt 3 kHz BW Filter, part number 15-10535-000)
- 600 channels, 1.6–30 MHz, 20 networks
- Scanning of multiple networks
- 125 W PEP, 12 V DC, USB/LSB/AM
- Wide band filter for use with military waveform Data Modems
- In-built *Easitalk* speech noise reduction
- Meets MIL-STD-810F for shock, vibration and dust

AVAILABLE OPTIONS & ACCESSORIES:

See pages 32 and 33 for NGT ASR Options and Transceiver Accessories.

NGT ASR MOBILE

PRODUCT	PART NO.	DESCRIPTION
	NGT-ASR-MOB	NGT ASR Mobile Configuration
		The NGT ASR Mobile Configuration consists of an NGT ASR Transceiver, a 9350 Automatic Tuning Whip Antenna and cables, and vehicle installation hardware kit.
		COMPRISING:
		NGT ASR Transceiver
		<ul style="list-style-type: none"> • NGT ASR 2010 RF Unit • NGT ASR 2020 Handset • NGT ASR 2030 Junction Box • NGT Handset Cradle Kit • External Speaker with 4 m Lead • CIB Interface Cable, 6 m • Opt GPS Enable • Opt 2.7 kHz BW Filter (Factory Fit) • Opt High Speed Data (Factory Fit) • NGT ASR Transceiver Getting Started Guide, includes Reference Manual on CDROM (English)
	08-05628-007 08-05629-007 08-05630-007 15-00129 15-00649 08-05610-006 15-10486 15-10514-000 15-10541-000 15-04137-EN	
	ANT-9350-6M	9350 Automatic Tuning Whip Antenna and Cables
		The 9350 consists of the following parts. See page 67 for additional 9350 accessories.
	08-05063-001 08-05627-006 08-01503-006 08-05140-001 78-23007-003 78-23025 15-04142-##	9350 Main Assembly 9350 to NGT Control Cable, 6 m Coaxial Assembly Cable RG58, 6 m 9350 Spring 9350 Fibreglass Whip, 1.6 m 9350 Tapered Stainless Steel Whip, 1.2 m Automatic Tuning Whip Antenna 9350 Installation Handbook (see page 125, <i>Language Support</i> for translations of this handbook)
	15-00180	Complete Vehicle Installation Hardware Kit
		Includes mounting cradle, fuse holder and fuse, earth wire, battery cable, assorted screws and cable ties.

AVAILABLE OPTIONS & ACCESSORIES:

See pages 32 and 35 for *NGT ASR Options and Mobile Accessories*.



CODAN

get connected. anywhere.
HF RADIO COMMUNICATIONS

NGT ASR Configurations

NGT ASR BASE

PRODUCT	PART NO.	DESCRIPTION
NGT-ASR-BASE-CON NGT ASR Base Station Configuration		
The NGT ASR Base Station Configuration consists of an NGT ASR Transceiver, a Multi-wire Broadband Dipole Antenna, 3020 Heavy Duty Transceiver Supply, desk console, and cables.		
COMPRISING:		
NGT ASR Transceiver		
	08-05628-007	• NGT ASR 2010 RF Unit
	08-05629-007	• NGT ASR 2020 Handset
	08-05630-007	• NGT ASR 2030 Junction Box
	15-10471-000	• NGT ASR Desk Console
	08-05610-006	• CIB Interface Cable, 6 m
	30-11208-000	• Self Adhesive Rubber Feet (x4)
	15-10486	• Opt GPS Enable
	15-10514-000	• Opt 2.7 kHz BW Filter (Factory Fit)
	15-10541-000	• Opt High Speed Data (Factory Fit)
	15-04137-EN	• NGT ASR Transceiver Getting Started Guide, includes Reference Manual on CDROM (English)
	15-00463-001	Multi-wire Broadband Dipole Antenna The antenna can be mounted horizontally between two support systems, or as an inverted "V" using a single central support mast.
		NOTE: Mast is not included. For masts, see page 74, <i>Antenna Masts</i> .
	08-01503-030	Coaxial Cable Assembly RG58, 30 m
	08-06054-###	3020 Heavy Duty Transceiver Supply plus Cable When ordering, please specify the part number of the 3020 Transceiver Supply and cable that corresponds to the mains connector type you require (see page 61, <i>3020 Heavy Duty Transceiver Supply</i>).
	05-06374	Earth Braid, 1.5 m

AVAILABLE OPTIONS & ACCESSORIES:

See pages 32 and 37 for *NGT ASR Options* and *Base Accessories*.

denotes the cable lead variant depending upon country of use



CODAN



get connected. anywhere.
HF RADIO COMMUNICATIONS

NGT ASR Configurations

NGT ASR OPTIONS		
PRODUCT	PART NO.	DESCRIPTION
<input checked="" type="checkbox"/>	15-10504-000	Opt External ALC Required when using an NGT high power system.
<input checked="" type="checkbox"/>	15-10513-000	Opt 100 W Reduces transceiver output power to 100 W.
<input checked="" type="checkbox"/>	15-10481	Opt TxD, Tx Program Disabled Disables front panel programming of new transmit frequencies. For use in countries where front panel programming is prohibited by regulatory authorities, e.g. USA and Australia.
<input checked="" type="checkbox"/>	15-10491	Opt TxP, Tx Program Prohibited Prohibits front panel programming of new transmit and receive frequencies.
<input checked="" type="checkbox"/>	15-10541-000	Opt High Speed Data (Factory Fit) Required for use with Codan 3112/3212 High Speed HF Data Modems.
	15-10469-000	Opt Fan (Factory Fit) Fan unit for continuous data transmission for NGT series Transceivers. NOTE: This option is also available as a retro fit kit (part number 15-10469).
	15-10507-000	Opt Voice Encryptor (Factory Fit) High grade Voice Encryptor Module for NGT series Transceivers. Provides high grade voice security with exceptional recovered audio quality. NOTE: <ul style="list-style-type: none"> • This option is also available as a retro fit kit (part number 15-10507). • This option is subject to Australian Defence Export Controls. A signed End-User Declaration must be provided for supply of this option.
	15-10523-000	Opt Transcript SC20-455 Scrambler (Factory Fit) Voice scrambling module for use with NGT Series Transceivers. NOTE: <ul style="list-style-type: none"> • This option is also available as a retro fit kit (part number 15-10523). • This option is subject to Australian Defence Export Controls. A signed End-User Declaration must be provided for supply of this option.

Continued on the next page

NGT ASR OPTIONS cont.

PRODUCT	PART NO.	DESCRIPTION
	15-10506-000	Opt 500 Hz BW Filter (Factory Fit) 500 Hz narrow band filter. NOTE: Option 2.7 kHz Bandwidth Filter included standard. The 500 Hz Filter replaces standard filter.
	15-10535-000	Opt 3 kHz BW Filter (Factory Fit) 3 kHz wide band filter. NOTE: <ul style="list-style-type: none"> • Option 2.7 kHz Bandwidth Filter included standard. The 3 kHz Filter replaces standard filter. • Recommended for use with Rockwell Collins Q9600 series modems.

NGT ASR TRANSCIVER ACCESSORIES

PRODUCT	PART NO.	DESCRIPTION
	08-05610-001	Cable, CIB Interface, 0.5 m
	08-05610-002	Cable, CIB Interface, 2 m
	08-05610-006	Cable, CIB Interface, 6 m
	08-05610-030	Cable, CIB Interface, 30 m
	08-06421-001	Cable, VP-116 Interface Interface cable for connecting a VP-116 Voice Privacy Unit to an NGT ASR VP-116 Junction Box.
	08-06222-001	NGT ASR VP-116 Junction Box NGT ASR Junction Box suitable for interfacing with a VP-116 Voice Privacy Unit. Replaces the standard NGT ASR Junction Box.
	08-06330-001	Cable, NGT to Q9600 Modem, 1 m Interface cable for an NGT ASR Junction Box to a Rockwell-Collins Q9600 Modem.
	08-03255	Cable, Battery, 6 m

Continued on the next page

NGT ASR TRANSCEIVER ACCESSORIES cont.

PRODUCT	PART NO.	DESCRIPTION
	08-04515-001	Earth Wire, 0.5 m
	05-06374	Earth Braid, 1.5 m
	15-04128-EN	System Programmer CD (English) Software used to program NGT series Transceivers. NSP interface cable (part number 08-05123-001) needs to be ordered separately.
	08-05123-001	Cable, NSP Interface Interface cable to program NGT series Transceivers from a PC.
	78-01031	Adaptor, USB to DB-9, Serial Port USB V1.1 compliant and supports Microsoft Windows™ 2000/XP.
	15-02063-EN	NGT Transceiver System Technical Service Manual (English) Printed Technical Service Manual for the NGT Transceiver. Includes all NGT series Transceivers and accessories.
	15-02063-CD	NGT Transceiver System Technical Service Manual on CDROM (English) Includes all NGT series Transceivers and accessories.
	15-04127-##	NGT Transceiver Getting Started Guide, includes Reference Manual on CDROM Printed Getting Started Guide for the NGT Transceiver. See page 125, <i>Language Support</i> for translations of this guide.

denotes language version



CODAN

get connected. anywhere.
HF RADIO COMMUNICATIONS

NGT ASR Configurations

NGT ASR MOBILE ACCESSORIES

PRODUCT	PART NO.	DESCRIPTION
	08-05362-001	GPS Receiver/Antenna Includes: <ul style="list-style-type: none"> • Receiver/antenna • Magnetic mounting bracket • NGT transceiver interconnecting cables Features: <ul style="list-style-type: none"> • Integrated antenna and GPS receiver • Tracking up to 12 satellites
	08-06454-001	NGT to MICOM Interface Box Enables NGT series Transceivers to interface with a MICOM tuner.
	08-05847-001	Interface Adaptor Interface adaptor to enable simultaneous connection of a GPS receiver and a 3012 HF Data Modem to the NGT ASR Transceiver.
	15-00704	Vehicle Interference Suppression Kit Comprises of interference filters, copper braid, earth strap and fitting instructions.
	15-00508	Voltage Regulator (24 V to 12 V operation 20 A) Enables the operation of NGT series Transceivers in 24/26 V based vehicles. Protected from faults such as voltage spikes, overload, short circuits and low voltage input. The unit automatically resets once a fault is removed.
	15-00180	Complete Vehicle Installation Hardware Kit Comprises of an RF unit mounting cradle, DC power cable, vehicle installation kit, and fuse holder with fuse.
	15-00136	Cradle, NGT RF Unit Mounting
	08-03255	Cable, Battery, 6 m

Continued on the next page






CODAN

get connected. anywhere.
HF RADIO COMMUNICATIONS

NGT ASR Configurations

NGT ASR MOBILE ACCESSORIES cont.

PRODUCT	PART NO.	DESCRIPTION
	15-00711	Fuse Holder with 32 A Fuse
	15-00712	Fuse, 32 A
	08-04515-001	Earth Wire, 0.5 m

NGT ASR BASE ACCESSORIES

PRODUCT	PART NO.	DESCRIPTION
	15-10471	<p>NGT ASR Desk Console</p> <p>An optional NGT Desk Console for the NGT ASR Transceiver, incorporating an in-built speaker, hand PTT switch, goose-neck microphone, and in-built headphone output.</p> <p>NOTE:</p> <p>When the transceiver is supplied with the desk console (part number 15-10471-000), an NGT handset cradle (part number 15-00129) and external speaker (part number 15-00649) are not included.</p>
	CONTROL-POINT-ASR-6M	<p>NGT ASR Control Point Kit</p> <p>An additional control point incorporating the following parts.</p> <p>COMPRISING:</p> <ul style="list-style-type: none"> 08-05629-007 NGT ASR 2020 Handset 08-05630-007 NGT ASR 2030 Junction Box 15-00129 NGT Handset Cradle Kit 15-00649 External Speaker with 4 m Lead 08-05610-006 CIB Interface Cable, 6 m
	15-00602	<p>Headphones</p> <p>Headphones suitable for the NGT ASR Desk Console.</p>
	15-00702	<p>Cable Kit for Float Charge</p> <p>Cable kit for float charging lead-acid storage battery for uninterrupted supply.</p> <p>For batteries, see page 64, <i>Batteries</i>.</p>
		<p>Mast, Guyed with Erection Kit</p> <p>A range of guyed masts are available, see page 74, <i>Antenna Masts</i>.</p>




CODAN

get connected. anywhere.
HF RADIO COMMUNICATIONS

NGT ASR Configurations


This page has been intentionally left blank.

UUPLUS SOFTWARE


PRODUCT	PART NO.	DESCRIPTION
	<p>08-05981-001</p>	<p>UUPlus <i>Email for HF</i> Server Software</p> <p>Provides HF and Internet email access for up to 25 users. It works in conjunction with UUPlus <i>Email for HF</i> Codan Client software, used by each remote station. It has been specifically designed for use with Codan's HF equipment.</p> <p>NOTE:</p> <ul style="list-style-type: none"> • One copy of UUPlus Codan Client is required for each user that is to connect to UUPlus Codan Server. • A UUPlus Codan Server cannot communicate directly to other UUPlus Codan Server stations. <p>COMPRISING:</p> <ul style="list-style-type: none"> • CD-ROM with UUPlus Codan Server software and documentation • Single user licence for installation on one machine. <p>STANDARD FEATURES:</p> <ul style="list-style-type: none"> • Simple to install and maintain • Works with POP3/SMTP PC email clients such as Outlook Express, Eudora, Netscape and Pegasus Mail • Reduces connection time by compressing and combining messages • Automatically resumes interrupted file transfers • Automatically calls the remote user at preset times to deliver mail and collect outgoing mail, or enables the user to check mail manually <p>SYSTEM REQUIREMENTS:</p> <ul style="list-style-type: none"> • Codan HF SSB Transceiver • Microsoft Windows™ 2000/XP • Internet email client with support of POP3 and SMTP protocols • Serial port for connecting the HF modem to the PC • Optional LAN, dialup networking card or line modem for connecting local email clients and server to the internet

Continued on the next page


UUPLUS SOFTWARE cont.

PRODUCT	PART NO.	DESCRIPTION
	08-05980-001	<p>UUPlus Email for HF Client Software</p> <p>Simple and reliable solution for sending email over HF from remote areas. It works in conjunction with UUPlus Codan Server software and has been specifically designed for use with Codan's HF equipment.</p> <p>COMPRISING:</p> <ul style="list-style-type: none"> • CD-ROM with UUPlus Codan Client software and documentation • Single user licence for installation on one machine. <p>STANDARD FEATURES:</p> <ul style="list-style-type: none"> • Simple to install and maintain • Works with POP3/SMTP PC email clients such as Outlook Express, Eudora, Netscape and Pegasus Mail • Reduces connection time by compressing and combining messages • Automatically resumes interrupted file transfers • Automatically answers calls from the server to exchange mail at preset times, or enables the user to check for mail manually • Able to send files directly to other stations <p>SYSTEM REQUIREMENTS:</p> <ul style="list-style-type: none"> • Codan HF SSB Transceiver • Microsoft Windows™ 2000/XP • Internet email client with support of POP3 and SMTP protocols • Codan 3012 HF Data Modem • Serial port for connecting the HF modem to the PC

UUPLUS ACCESSORIES

PRODUCT	PART NO.	DESCRIPTION
	78-01031	<p>Adaptor, USB to DB-9, Serial</p> <p>USB V1.1 compliant and supports Microsoft Windows™ 2000/XP.</p>

HF EXPRESS AND STANAG 5066 STACK

PRODUCT	PART NO.	DESCRIPTION
	<p>15-04155-EN</p>	<p>Codan HF Express and STANAG 5066 Stack</p> <p>A simple and hassle free means of providing HF Chat and file transfer between users without needing to set up email. Send images, files and interactive chat simultaneously using your Codan NGT Transceiver and get connected anywhere, any time, any place.</p> <p>Codan HF Express and STANAG 5066 works in conjunction with the Codan 3112 High Speed HF Data Modem, which has unsurpassed on-air performance in extreme conditions. With up to 9600 bps on-air data rates over HF without using compression, users don't need to modify files to ensure delivery; they simply send and forget.</p> <p>COMPRISING:</p> <ul style="list-style-type: none"> • CDROM including HF Express and STANAG 5066 software and all documentation • Single user license for installation upon one computer <p>STANDARD FEATURES:</p> <ul style="list-style-type: none"> • Easy to install and maintain • Simple to use • Instantaneous interactive communication • Fully integrated HF Chat and file transfer solution • Fully interoperable with other HF Chat solutions, i.e. NATO Chat • Automatic repeat request (ARQ) • Automatic Data Rate Change to match changing channel conditions • Robust high integrity modem waveforms • Excellent on-air performance under extreme conditions <p>SYSTEM REQUIREMENTS:</p> <ul style="list-style-type: none"> • Codan 3112 High Speed HF Data Modem • Codan NGT Transceiver fitted with: <ul style="list-style-type: none"> • Opt High Speed Data (Factory Fit), part number 15-10541-000 • Opt 2.7 kHz BW Filter (Factory Fit), part number 15-10514-000 • Opt Fan (Factory Fit), part number 15-10469-000 • Desktop PC or laptop with Microsoft Windows™ 2000/XP installed and an Ethernet or spare RS232 serial port <p>NOTE:</p> <p>For encrypted data communications, the 3112 High Speed Data Modem for NGT with synchronous card and cable (MODEM-3112-NGT-SYNC-DK-2M), and an external data encryptor are recommended for desktop PC applications.</p>



3012 HF DATA MODEM (NO CABLES)

PRODUCT	PART NO.	DESCRIPTION
---------	----------	-------------



MODEM-3012-NC

3012 HF Data Modem (No Cables)

The 3012 HF Data Modem provides reliable and cost-effective computer text and data communication capabilities for organisations operating in remote areas with little or no telecommunications infrastructure.

COMPRISING:

- 08-05877-004
- 08-04515-001
- 30-11208-000
- 15-04104-CD

- 3012 HF Data Modem
- Earth Wire, 0.5 m
- Self Adhesive Rubber Feet (x4)
- 3012 HF Data Modem User Guide on CDROM (English)

STANDARD FEATURES:

- Up to 6000 bps, error-free data transmission with compression
- In-built data compression
- Backwards compatible with the Codan 9001/9002 HF Data Modems
- Data scrambled for security
- In-built serial port optical isolator
- Easy to use AT command interface

AVAILABLE OPTIONS:

- Support for UUPlus *Email for HF* Client or Server software, see page 39, *UUPlus Software*



CODAN

get connected. anywhere.
HF RADIO COMMUNICATIONS

Data, Email & Fax

3012 HF DATA MODEM FOR NGT WITH 2 M RS232 CABLE

PRODUCT	PART NO.	DESCRIPTION
	MODEM-3012-NGT-2M	3012 HF Data Modem for NGT with 2 m RS232 Cable This configuration consists of a 3012 HF Data Modem, 9-pin D Plug to 25-pin D Socket Adaptor, 2 m Data Interface Cable, and 1 m NGT Junction Box to 3012 Modem Cable. NOTE: This configuration replaces previous part number 08-05877-001.
	MODEM-3012-NC	3012 HF Data Modem (No Cables) COMPRISING: 08-05877-004 3012 HF Data Modem 08-04515-001 Earth Wire, 0.5 m 30-11208-000 Self Adhesive Rubber Feet (x4) 15-04104-CD 3012 HF Data Modem User Guide on CDROM (English)
	60-00098-590	9-pin D Plug to 25-pin D Socket Adaptor
	08-05086-001	Data Interface Cable, 2 m
	08-05712-001	NGT to 3012 Modem Cable, 1 m



CODAN

get connected. anywhere.
HF RADIO COMMUNICATIONS

Data, Email & Fax

3012 HF DATA MODEM FOR NGT WITH 6 M RS232 CABLE

PRODUCT	PART NO.	DESCRIPTION
	MODEM-3012-NGT-6M	3012 HF Data Modem for NGT with 6 m RS232 Cable This configuration consists of a 3012 HF Data Modem, 9-pin D Plug to 25-pin D Socket Adaptor, 6 m Data Interface Cable, and 1 m NGT Junction Box to 3012 Modem Cable. NOTE: This configuration replaces previous part number 08-05877-002.
	MODEM-3012-NC	3012 HF Data Modem (No Cables) COMPRISING: 08-05877-004 3012 HF Data Modem 08-04515-001 Earth Wire, 0.5 m 30-11208-000 Self Adhesive Rubber Feet (x4) 15-04104-CD 3012 HF Data Modem User Guide on CDROM (English)
	60-00098-590	9-pin D Plug to 25-pin D Socket Adaptor
	08-05086-006	Data Interface Cable, 6 m
	08-05712-001	NGT to 3012 Modem Cable, 1 m

3012 ACCESSORIES

PRODUCT	PART NO.	DESCRIPTION
	15-00136	Cradle, HF Data Modem Vehicle Mounting
	78-01031	Adaptor, USB to DB-9, Serial USB V1.1 compliant and supports Microsoft Windows™ 2000/XP.
	60-00098-590	Adaptor, 9-pin D Plug to 25-pin D Socket
	08-05086-001	Cable, Data Interface, 2 m
	08-05086-006	Cable, Data Interface, 6 m
	08-05712-001	Cable, NGT to 3012 Modem, 1 m
	08-05712-006	Cable, NGT to 3012 Modem, 6 m
	15-04104-##	User Guide, HF Data Modem 3012 Printed User Guide for the 3012 HF Data Modem. See page 125, <i>Language Support</i> for translations of this guide.
	08-05980-001	UUPlus <i>Email for HF Client Software</i> Single user access to UUPlus <i>Email for HF Server Software</i> . For use with the 3012 HF Data Modem.
	08-05981-001	UUPlus <i>Email for HF Server Software</i> Email server with support for up to 25 remote or local users and Internet email access. For use with the 3012 HF Data Modem.

denotes language version

3112 HIGH SPEED HF DATA MODEM (NO CABLES)

PRODUCT	PART NO.	DESCRIPTION
---------	----------	-------------



MODEM-3112-NC

3112 High Speed HF Data Modem (No Cables)

The 3112 High Speed HF Data Modem provides reliable and cost-effective HF data communications for organisations operating in remote areas with little or no telecommunication infrastructure.

COMPRISING:

- 08-06270-001
- 08-04515-001
- 30-11208-000
- 15-04147-CD

- 3112 High Speed HF Data Modem
- Earth Wire, 0.5 m
- Self Adhesive Rubber Feet (x4)
- 3112 HF Data Modem User Guide on CDROM (English)

STANDARD FEATURES:

- Up to 9600 bps error free on-air data rate without compression
- Compatible with MIL-STD-188-110A/B, STANAG 4415, STANAG 4539 & 39 tone parallel modem waveforms
- In-built Automatic Forward Error Correction (FEC)
- Fully programmable via front panel
- Choice of either Ethernet, asynchronous serial port or synchronous serial port for connection to PC
- In-built isolation on all available ports
- Same form factor as Codan NGT Transceiver for easy installation and mounting
- Encryption compatible via synchronous serial port

SYSTEM REQUIREMENTS:

The following NGT Transceiver Options are required for operation with the 3112 High Speed HF Data Modem:

- | | |
|--------------|-------------------------------------|
| 15-10541-000 | Opt High Speed Data (Factory Fit) |
| 15-10514-000 | Opt 2.7 kHz BW Filter (Factory Fit) |
| 15-10469-000 | Opt Fan (Factory Fit) |

AVAILABLE OPTIONS:

- Support for HF Express and STANAG 5066 software, see page 41, *HF Express and STANAG 5066 Stack*.

3112 HIGH SPEED HF DATA MODEM FOR NGT WITH 2 M ETHERNET

PRODUCT	PART NO.	DESCRIPTION
	MODEM-3112-NGT-ETH-2M	<p>3112 High Speed HF Data Modem for NGT with 2 m Ethernet Cable</p> <p>This configuration consists of a 3112 High Speed HF Data Modem, Ferrite Bead Clamp, 2 m Ethernet Cables, 1 m NGT Junction Box to 3112 Modem Cable, and Codan HF Express including STANAG 5066 Stack.</p> <p>See page 46, <i>3112 System Requirements</i> for the NGT Transceiver Options that are required for operation with the 3112 High Speed HF Data Modem.</p>
	MODEM-3112-NC	<p>3112 High Speed HF Data Modem (No Cables)</p> <p>COMPRISING:</p> <ul style="list-style-type: none"> 08-06270-001 3112 High Speed HF Data Modem 08-04515-001 Earth Wire, 0.5 m 30-11208-000 Self Adhesive Rubber Feet (x4) 15-04147-CD 3112 HF Data Modem User Guide on CDROM (English)
	39-79150-080	Ferrite Bead Clamp
	67-90800	Ethernet Crossover CAT-5E Cable, 2 m Red
	67-90802	Ethernet Straight CAT-5E Cable, 2 m Blue
	08-06356-001	NGT to 3112 Modem Cable, 1 m
	15-04155-EN	Codan HF Express and STANAG 5066 Stack (English)



CODAN

get connected. anywhere.
HF RADIO COMMUNICATIONS

Data, Email & Fax

3112 HIGH SPEED HF DATA MODEM FOR NGT WITH 10 M ETHERNET

PRODUCT	PART NO.	DESCRIPTION
	MODEM-3112-NGT-ETH-10M	3112 High Speed HF Data Modem for NGT with 10 m Ethernet Cable This configuration consists of a 3112 High Speed HF Data Modem, Ferrite Bead Clamp, 10 m Ethernet Crossover and Straight CAT-5E Cables, 6 m NGT Junction Box to 3112 Modem Cable, and Codan HF Express including STANAG 5066 Stack. See page 46, <i>3112 System Requirements</i> for the NGT Transceiver Options that are required for operation with the 3112 High Speed HF Data Modem.
	MODEM-3112-NC	3112 High Speed HF Data Modem (No Cables) COMPRISING: 08-06270-001 3112 High Speed HF Data Modem 08-04515-001 Earth Wire, 0.5 m 30-11208-000 Self Adhesive Rubber Feet (x4) 15-04147-CD 3112 HF Data Modem User Guide on CDROM (English)
	39-79150-080	Ferrite Bead Clamp
	67-90801	Ethernet Crossover CAT-5E Cable, 10 m Red
	67-90803	Ethernet Straight CAT-5E Cable, 10 m Blue
	08-06356-006	NGT to 3112 Modem Cable, 6 m
	15-04155-EN	Codan HF Express and STANAG 5066 Stack (English)



CODAN

get connected. anywhere.
HF RADIO COMMUNICATIONS

Data, Email & Fax

3112 HIGH SPEED HF DATA MODEM FOR NGT WITH 2 M SYNCHRONOUS

PRODUCT	PART NO.	DESCRIPTION
	MODEM-3112-NGT-SYNC-DK-2M	3112 High Speed HF Data Modem for NGT with 2 m Synchronous Cable This configuration consists of a 3112 High Speed HF Data Modem, Sealevel PCI Synchronous Serial Card, 2 m 25-way to 25-way Serial Cable, 2 m 9-way to 9-way Crossover Cable, 1 m NGT Junction Box to 3112 Modem Cable, and Codan HF Express including STANAG 5066 Stack. See page 46, <i>3112 System Requirements</i> for the NGT Transceiver Options that are required for operation with the 3112 High Speed HF Data Modem.
	MODEM-3112-NC	3112 High Speed HF Data Modem (No Cables) COMPRISING: 08-06270-001 3112 High Speed HF Data Modem 08-04515-001 Earth Wire, 0.5 m 30-11208-000 Self Adhesive Rubber Feet (x4) 15-04147-CD 3112 HF Data Modem User Guide on CDROM (English)
	78-16042	Sealevel PCI Synchronous Serial Card
	08-06361-002	Serial 25-way to 25-way Cable, 2 m
	08-06360-002	9-way to 9-way Crossover Cable, 2 m
	08-06356-001	NGT to 3112 Modem Cable, 1 m
	15-04155-EN	Codan HF Express and STANAG 5066 Stack (English)



CODAN

get connected. anywhere.
HF RADIO COMMUNICATIONS




Data, Email & Fax

3112 ACCESSORIES

PRODUCT	PART NO.	DESCRIPTION
	15-00136	Cradle, HF Data Modem Vehicle Mounting
	78-01031	Adaptor, USB to DB-9, Serial USB V1.1 compliant and supports Microsoft Windows™ 2000/XP.
	60-00098-590	Adaptor, 9-pin D Plug to 25-pin D Socket
	39-79150-080	Ferrite Bead Clamp
	78-16042	Sealevel PCI Synchronous Serial Card
	08-06360-002	Cable, 9-way to 9-way Serial Crossover, 2 m
	08-06360-006	Cable, 9-way to 9-way Serial Crossover, 6 m
	08-06361-002	Cable, Serial 25-way to 25-way, 2 m
	08-06361-006	Cable, Serial 25-way to 25-way, 6 m
	67-90800	Cable, Ethernet Crossover CAT-5E, 2 m Red
	67-90801	Cable, Ethernet Crossover CAT-5E, 10 m Red

Continued on the next page

3112 ACCESSORIES cont.

PRODUCT	PART NO.	DESCRIPTION
	67-90802 67-90803	Cable, Ethernet Straight CAT-5E, 2 m Blue Cable, Ethernet Straight CAT-5E, 10 m Blue
	08-06356-001 08-06356-006	Cable, NGT to 3112 Modem, 1 m Cable, NGT to 3112 Modem, 6 m
	15-04147-EN	User Guide, HF Data Modem 3112 (English) Printed User Guide for the 3112 High Speed HF Data Modem.



CODAN

get connected. anywhere.
HF RADIO COMMUNICATIONS

Data, Email & Fax

HAL FAX

PRODUCT	PART NO.	DESCRIPTION
	15-00769	HAL FAX <p>The HAL FAX sends facsimiles without the need for telephone or satellite communications. You can connect the HAL FAX directly to your Codan NGT Transceiver to send faxes. Faxes can be sent to other remote stations at the press of a few buttons. A page of business correspondence can be sent in approximately 2 to 10 minutes depending on HF channel conditions.</p> <p>COMPRISING:</p> <ul style="list-style-type: none">• HAL FAX-4100 Fax Interface• HAL DSP-4100/2k Clover Modem• Interface cables to PC and NGT Transceiver• Installation Instructions <p>STANDARD FEATURES:</p> <ul style="list-style-type: none">• Automatic Group 3 fax operation• Does not involve the use of a computer• Robust error-free data transmission with forward error correction• 12 V DC operation <p>NOTE:</p> <p>The HAL FAX-4100 is designed to operate with a standard Group 3 fax machine, however due to technical variations among manufacturers, Codan cannot guarantee correct operation with ALL fax machines.</p>

3061 500 W POWER AMPLIFIER

PRODUCT	PART NO.	DESCRIPTION
	<p>HIGH-PWR-500</p> <p>08-05974-001 08-06067-001 15-10504 05-06374 08-01503-002 08-05956-001 15-04131-## 67-9030#</p>	<p>3061 500 W Power Amplifier</p> <p>A reliable and affordable high power solution for voice and data communication.</p> <p>COMPRISING:</p> <ul style="list-style-type: none"> • 3061 500 W Power Amplifier • 3061 500 W Power Supply Unit • Opt External ALC (Retro Fit) • Earth Braid, 1.5 m • Coaxial Assembly Cable, 2 m • High Power Amplifier Controller Cable • High Power Amplifiers 3061/3062 Reference Manual (see page 125, <i>Language Support</i> for translations of this guide) • Power IEC Cable, 2 m (for cable options, see page 54, <i>3061 Accessories</i>) <p>NOTE:</p> <ul style="list-style-type: none"> • Specify the mains cable (AU, EU, UK or US) at the time of ordering the 3061 Power Amplifier and Power Supply Unit. • The 3061 Power Amplifier is suitable for use with NGT SR and ASR systems. • Order Option External ALC (Factory Fit), part number 15-10504-000, when purchasing the power amplifier with an NGT Transceiver. • Ensure the antenna used is suitable for 500 W operation. <p>STANDARD FEATURES:</p> <ul style="list-style-type: none"> • 500 W PEP/300 W average output power • 100% continuous mode • 100–270 V AC 50/60 Hz supply voltage • Fully protected against all load conditions • Fan forced cooling with thermostatically controlled fans • 125 W PEP in bypass mode • 19" rack mount (5RU + 5RU) • Interface cables for NGT transceiver (coaxial and control cables)

denotes specific cable selection

denotes language version



CODAN

get connected. anywhere.
HF RADIO COMMUNICATIONS

High Power Amplifiers

3061 ACCESSORIES

PRODUCT	PART NO.	DESCRIPTION
---------	----------	-------------



Standard Rack Configurations

Standard rack configurations are 27RU free standing 19" rack cabinets. They are supplied preassembled and complete with a range of mounting trays and panels to suit the equipment as indicated.

For rack options, see pages 85 and 86, *Standard Rack Configurations*.

NOTE:

This is a typical high power rack configuration. For illustrative purposes only.



67-90305

Cable, 3C Blk Mld IEC AUS, 2 m



67-90306

Cable, 3C Blk Mld IEC UK, 2 m



67-90307

Cable, 3C Blk Mld IEC US, 2 m



67-90308

Cable, 3C Blk Mld IEC EU, 2 m



08-05920-001

Cable, DC Extension, 1 m

NOTE:


Required for the transceiver when it is rack mounted.



05-06374

Earth Braid, 1.5 m

3062 1 kW POWER AMPLIFIER

PRODUCT	PART NO.	DESCRIPTION
	<p>HIGH-PWR-1000</p> <p>08-05975-001 08-06102-001 15-10504 05-06374 08-01503-002 08-05956-001 15-04131-##</p> <p>67-9030#</p>	<p>3062 1 kW Power Amplifier</p> <p>A reliable and affordable high power solution for voice and data communication.</p> <p>COMPRISING:</p> <ul style="list-style-type: none"> • 3062 1 kW Power Amplifier • 3062 1 kW Power Supply Unit • Opt External ALC (Retro Fit) • Earth Braid, 1.5 m • Coaxial Assembly Cable, 2 m • High Power Amplifier Controller Cable • High Power Amplifiers 3061/3062 Reference Manual (see page 125, <i>Language Support</i> for translations of this guide) • Power IEC 320 Cable, 2 m (for cable options, see page 56, <i>3062 Accessories</i>) <p>NOTE:</p> <ul style="list-style-type: none"> • Specify the mains cable (AU, EU, UK or US) at the time of ordering the 3062 Power Amplifier and Power Supply Unit. • The 3062 Power Amplifier is suitable for use with NGT SR and ASR systems. • Order Option External ALC (Factory Fit), part number 15-10504-000, when purchasing the power amplifier with an NGT Transceiver. • Ensure the antenna used is suitable for 1 kW operation. <p>STANDARD FEATURES:</p> <ul style="list-style-type: none"> • 1 kW PEP/600 W average output power • 100% continuous mode • 100–270 V AC 50/60 Hz supply voltage • Fully protected against all load conditions • Fan forced cooling with thermostatically controlled fans • 125 W PEP in bypass mode • 19" rack mount (5RU + 5RU) • Interface cables for NGT transceiver (coaxial and control cables)

denotes specific cable selection
denotes language version



CODAN

get connected. anywhere.
HF RADIO COMMUNICATIONS

High Power Amplifiers

3062 ACCESSORIES

PRODUCT	PART NO.	DESCRIPTION
---------	----------	-------------



Standard Rack Configurations

Standard rack configurations are 27RU free standing 19" rack cabinets. They are supplied preassembled and complete with a range of mounting trays and panels to suit the equipment as indicated.

For rack options, see pages 85 and 86, *Standard Rack Configurations*.

NOTE:

This is a typical high power rack configuration. For illustrative purposes only.



67-90309

Cable, 3C Blk Mld IEC320-UK, 2 m

NOTE:

This is the only mains cable available for use with the 3062 1 kW Power Amplifier. If required for use in countries other than the UK, the cable will need to be reterminated accordingly.



08-05920-001

Cable, DC Extension, 1 m

NOTE:


Required for the transceiver when it is rack mounted.






05-06374

Earth Braid, 1.5 m


CROSSPATCH FOR NGT

PRODUCT	PART NO.	DESCRIPTION
	XPATCH-NGT	3031 Crosspatch for NGT Codan's leading edge 3031 Crosspatch enables you to carry 'HF on your belt' using a VHF/UHF radio and a Codan NGT Transceiver. It is the practical, effective and affordable solution for any organisation that needs to extend their current HF or VHF/UHF networks. COMPRISING: <ul style="list-style-type: none"> • 3031 VHF/UHF to HF Crosspatch for NGT • 3031 to VHF/UHF Transceiver Generic Cable, 2 m • Crosspatch 3031 CD Package (English) • Crosspatch 3031 Quick Reference Cards, English (x2) • Crosspatch 3031 Installation Kit
	08-06730-001	
	08-06766-001	
	15-04148-CD	
	06-02489-EN	
	15-00145	

CROSSPATCH ACCESSORIES

PRODUCT	PART NO.	DESCRIPTION
	08-06766-001	Cable, 3031 to VHF/UHF Transceiver Generic
	06-02489-EN	Quick Reference Card, Crosspatch 3031
	15-04148-EN	User Guide, Crosspatch 3031 (English) Printed User Guide for the 3031 Crosspatch.

TELEPHONE INTERCONNECT

PRODUCT	PART NO.	DESCRIPTION
	08-05354-100	<p>RTU292 Radio/Telephone Interface Unit (Limited stock available)</p> <p>Codan's telephone interconnect equipment can link into the telephone system enabling you to make or receive telephone calls on your HF transceiver.</p> <p>Comes with all cables and handbook.</p> <p>NOTE: Voice Prompt option must be ordered separately.</p> <p>STANDARD FEATURES:</p> <ul style="list-style-type: none"> • DSP based speech detection (VOX) • Radio user can access public telephone network • Telephone users can contact radio users <p>ADDITIONAL FEATURES AVAILABLE THROUGH ATTACHED NGT TRANSCEIVER:</p> <ul style="list-style-type: none"> • Choice of pre-programmed telephone numbers or free dialling • Accessible for user with only selective calling capability (non-telcall users) • Access control to restrict access to individual users, groups of users, and the number of digits that can be dialled <p>AVAILABLE OPTIONS:</p> <ul style="list-style-type: none"> • Voice Prompt English • Voice Prompt Chinese • Voice Prompt Russian
	78-18007-003	• Voice Prompt English
	78-18007-004	• Voice Prompt Chinese
	78-18007-005	• Voice Prompt Russian



TELEPHONE INTERCONNECT ACCESSORIES

PRODUCT	PART NO.	DESCRIPTION
	08-05876-001	Power Supply Unit, 13.5 V 2.7 A with Lugs Can be used to mains power the telephone interconnect if required.
	15-04130-EN	NGT Telephone Interconnect Management Software (English) Software for easy configuration and call log management. It can be used either locally or remotely via a telephone line data modem.
	08-05244-001	Cable, Power Adaptor –Telephone
	08-05866-001	Cable, NGT to RTU292 with Signal Busying
	08-04146-001	Cable, 6-way Phone
	08-04515-001	Earth Wire, 0.5 m
	15-04133-EN	Reference Manual, NGT Telephone Station (English) Printed Reference Manual for the NGT Telephone Station.

GPS TRACKING SOFTWARE

PRODUCT	PART NO.	DESCRIPTION
	78-07003-990	The InterNav-CHF GPS Tracking Software is a computerised map positioning system for up to 100 users. It requires a Windows™ 2000/XP operating system.
	78-07003-010	Includes: software, user manual and hardware security dongle
	78-07003-025	NOTE:
	78-07003-050	Interface cable must be ordered separately.
	78-07003-100	InterNav-CHF GPS Tracking Software—1 User (Dealer)
		InterNav-CHF GPS Tracking Software—10 User
	InterNav-CHF GPS Tracking Software—25 User	
	InterNav-CHF GPS Tracking Software—50 User	
	InterNav-CHF GPS Tracking Software—100 User	
		Setup
		Three day on-site installation, commissioning and training visit by a Codan engineer.
	78-07004	GPS, Map scanning per A4 page
		Includes: Scanning and registration of maps, chart purchase and copyright fee
		SPECIFY:
		<ul style="list-style-type: none"> • Geographic areas to be mapped • Scale(s) required

GPS ACCESSORIES

PRODUCT	PART NO.	DESCRIPTION
	08-05086-001	Cable, Data Interface, 2 m
	08-06380-001	Cable, Serial 4-way/6-way to D9F
		Interface cable for computer control via CICS or GPS tracking on the NGT SRx Transceiver.



CODAN

get connected. anywhere.
HF RADIO COMMUNICATIONS

Transceiver Supplies

3020 HEAVY DUTY TRANSCEIVER SUPPLY

PRODUCT

PART NO.

DESCRIPTION



3020 Heavy Duty Transceiver Supply

Designed for environments with unreliable and fluctuating mains systems. Suitable for use with either voice or data stations.

Nominal input: 100–240 VAC \pm 10% (50/60 Hz)

Nominal output: 13.8 V DC, 16 A continuous, 20 A peak

Mains connection: IEC socket on rear of unit

08-06054-001

3020 Heavy Duty Transceiver Supply with AUS Lead

08-06054-002

3020 Heavy Duty Transceiver Supply with EU Lead

08-06054-003

3020 Heavy Duty Transceiver Supply with UK Lead







08-06054-004

3020 Heavy Duty Transceiver Supply with US Lead


08-06054-005

3020 Heavy Duty Transceiver Supply with EU & UK Leads

3020 ACCESSORIES

PRODUCT	PART NO.	DESCRIPTION
	15-00702	Cable Kit for Float Charge Cable kit for float charging lead-acid storage battery for uninterrupted supply.
	15-00175	3RU Rack-mounting Frame for 3020 NOTE: For additional racking accessories, see page 85, <i>19" Racks & Accessories</i> .
	67-90305	Cable, 3C Blk Mld IEC AUS, 2 m
	67-90306	Cable, 3C Blk Mld IEC UK, 2 m
	67-90307	Cable, 3C Blk Mld IEC US, 2 m
	67-90308	Cable, 3C Blk Mld IEC EU, 2 m

DC-DC VOLTAGE CONVERTER

PRODUCT	PART NO.	DESCRIPTION
	15-00508	Voltage Regulator (24 V to 12 V operation 20 A) Enables the operation of NGT series Transceivers in 24/26 V based vehicles. Protected from faults such as voltage spikes, overload, short circuits and low voltage input. The unit automatically resets once a fault is removed. Nominal Input: 24 V DC Nominal Output: 12 V @20 A Efficiency: Greater than 90% at full load



CODAN



get connected. anywhere.
HF RADIO COMMUNICATIONS

Transceiver Supplies

SOLAR POWER SUPPLIES

PRODUCT	PART NO.	DESCRIPTION
	15-00531	<p>Solar Power Supply 40 W</p> <p>Recommended for voice (light duty).</p> <p>COMPRISING:</p> <ul style="list-style-type: none"> • Single 40 W solar panel • Mounting frame complete with anti-bird spikes • Solar battery regulator • Heavy duty twin core cable • Battery lugs
	15-00532	<p>Solar Power Supply 80 W</p> <p>Recommended for voice (heavy duty).</p> <p>COMPRISING:</p> <ul style="list-style-type: none"> • Single 80 W solar panel • Mounting frame complete with anti-bird spikes • Solar battery regulator • Heavy duty twin core cable • Battery lugs
	15-00533	<p>Solar Power Supply 240 W</p> <p>Recommended for fax and data (heavy duty).</p> <p>COMPRISING:</p> <ul style="list-style-type: none"> • Three 80 W solar panels • Mounting frame complete with anti-bird spikes • Solar battery regulator • Heavy duty twin core cable • Battery lugs

SOLAR POWER SUPPLY ACCESSORIES

PRODUCT	PART NO.	DESCRIPTION
	08-05399-001	Cable, Battery Paralleling (+ve)
	08-05399-002	Cable, Battery Paralleling (-ve)






CODAN

get connected. anywhere.
HF RADIO COMMUNICATIONS


Transceiver Supplies

BATTERIES

PRODUCT	PART NO.	DESCRIPTION
	65-72000-012	Battery, Lead acid 12 V 90Ah (supplied dry charged) NOTE: This battery is classified as dangerous goods and requires a special permit to air freight.
	65-72003	Battery, 12 V 100Ah Gelcell NOTE: This battery can be air freighted without a permit.
	65-72004	Battery, 12 V 185Ah Gelcell NOTE: This battery can be air freighted without a permit.




9350 AUTOMATIC TUNING WHIP

PRODUCT	PART NO.	DESCRIPTION
	ANT-9350-NC	9350 Automatic Tuning Whip (No Cables) State-of-the-art robust antenna designed for mobile installations requiring flexible, high performance HF communications. It provides fast automated tuning over the entire HF frequency range. The 9350 is easy to install, and meets MIL-STD-810F for shock and vibration.
	08-05063-001 08-05140-001 78-23007-003 78-23025 15-04142-##	COMPRISING: <ul style="list-style-type: none"> • 9350 Main Assembly • 9350 Spring • 9350 Fibreglass Whip, 1.6 m • 9350 Tapered Stainless Steel Whip, 1.2 m • Automatic Tuning Whip Antenna 9350 Installation Handbook (see page 125, <i>Language Support</i> for translations of this handbook) STANDARD FEATURES: <ul style="list-style-type: none"> • 125 W PEP Voice or Data • Tuning time typically 2 seconds • Transmit frequency range 2–30 MHz depending on antenna • Receive frequency range 250 kHz–30 MHz AVAILABLE ACCESSORIES: See page 67, <i>9350 Accessories</i> for cables to connect the 9350 Antenna to an NGT Transceiver.

denotes language version

**9350 AUTOMATIC TUNING WHIP WITH
6 M CABLES**

PRODUCT	PART NO.	DESCRIPTION
	ANT-9350-6M	<p>9350 Automatic Tuning Whip with 6 m Cables</p> <p>State-of-the-art robust antenna designed for mobile installations requiring flexible, high performance HF communications. It provides fast automated tuning over the HF range.</p> <p>The 9350 is easy to install, and meets MIL-STD-810F for shock and vibration.</p> <p>NOTE:</p> <p>Supplied with 6 m cables to connect the 9350 Antenna to an NGT Transceiver, see page 67 for additional 9350 accessories.</p> <p>COMPRISING:</p> <ul style="list-style-type: none"> • 9350 Main Assembly • 9350 to NGT Control Cable, 6 m • Coaxial Assembly Cable RG58, 6 m • 9350 Spring • 9350 Fibreglass Whip, 1.6 m • 9350 Tapered Stainless Steel Whip, 1.2 m • Automatic Tuning Whip Antenna 9350 Installation Handbook (see page 125, <i>Language Support</i> for translations of this handbook) <p>STANDARD FEATURES:</p> <ul style="list-style-type: none"> • 125 W PEP Voice or Data • Tuning typically 2 seconds • Transmit frequency range 2–30 MHz depending on antenna • Receive frequency range 250 kHz–30 MHz
	08-05063-001	
	08-05627-006	
	08-01503-006	
	08-05140-001	
	78-23007-003	
	78-23025	
	15-04142-##	


9350 ACCESSORIES

PRODUCT	PART NO.	DESCRIPTION
	08-05140-001	9350 Spring Strain relief for 9350 Fibreglass Whip.
	78-23007-003	9350 Fibreglass Whip, 1.6 m This is the primary whip normally supplied with the 9350. It is a copper wire encased in a polyurethane covered fibreglass rod. The whip is designed to withstand substantial flexing and rugged conditions. It operates over the transmit frequency range of 2–30 MHz. NOTE: Must be used with the spring (part number 08-05140-001).
	78-23025	9350 Tapered Stainless Steel Whip, 1.2 m This whip is designed as an emergency backup to the primary whip (part number 78-23007-003) in case of damage. It is only suitable for operation over a transmit frequency range of 2.5–30 MHz and is less efficient than the primary whip. NOTE: Can be used without the spring (part number 08-05140-001).
	78-23056	9350 Tapered Stainless Steel Whip, 1.65 m The longer length of this whip enables use over the transmit frequency range of 2–30 MHz. It is less efficient than the fibreglass whip (part number 78-23007-003). NOTE: Must be used with the spring (part number 08-05140-001).
	15-00323	NVIS Kit Suits the 9350 Automatic Tuning Whip Antenna for improved short range (0–500 km) near vertical incidence skywave communications over frequency range 2–12 MHz. Includes: two piece whip antenna, angle adaptor, extension riser, tie down cord kit and fitting instructions in a canvas bag
	08-05627-006	Cable, 9350 to NGT Control, 6 m
	08-05627-008	Cable, 9350 to NGT Control, 8 m
	08-05627-030	Cable, 9350 to NGT Control, 30 m
	08-01503-###	Coaxial Assembly Cable RG58 See page 75, <i>Coaxial Cables</i> , for cable lengths.

denotes cable lengths




BASE WHIP

PRODUCT	PART NO.	DESCRIPTION
		<p>The Base Whip Antenna is 9.5 m (31 ft) in height, and requires an automatic antenna tuner. It is mounted vertically on a suitable ground plane or metal roof. An earth mat may be required where a suitable ground plane cannot be found.</p> <p>This antenna may be used where space is restricted and omnidirectional coverage is required.</p> <p>Antenna rated to 500 W PEP. See page 73, <i>Tuners</i> for available tuner options.</p>
	15-00406-001	<p>Ant, Base Whip, Ground Mounting (9.5 m/31 ft Unloaded) Comes complete with ground plate base.</p> <p>NOTE:</p> <ul style="list-style-type: none"> • Coaxial cable and tuner are not supplied. • Requires earth mat for ground installations.
	15-00406-002	<p>Ant, Base Whip, Roof Mounting (9.5 m/31 ft Unloaded) Comes complete with roof plate base.</p> <p>NOTE:</p> <ul style="list-style-type: none"> • Coaxial cable and tuner are not supplied. • Requires radial ground plane for roof installations. • Lightning protection is recommended for fixed base station installations, see page 76, <i>Lightning Protection</i>.

BASE WHIP ACCESSORIES

PRODUCT	PART NO.	DESCRIPTION
Image Not Available	15-00158	Earth Mat for Base Whip Antenna, Ground Installations
Image Not Available	15-00159	Radial Ground Plane for Base Whip Antenna, Roof Installations
		<p>Cable, Coaxial Assembly Fitted with UHF Type Weatherproof Connectors</p> <p>NOTE: For coaxial cables, see page 75, <i>Coaxial Cables</i>.</p>
		<p>Automatic Antenna Tuner See page 73, <i>Tuners</i>.</p>
		<p>Lightning Protection See page 76, <i>Lightning Protection</i>.</p>



TRAVELLING WAVE DIPOLE		
PRODUCT	PART NO.	DESCRIPTION
		<p>The Travelling Wave Dipole Antenna is efficient for short to medium distance communications. Its radiation patterns are generally omni-directional, resulting in a consistent coverage over the frequency range. Designed in three models to cover the HF spectrum, this antenna is rated to 1kW (PEP) voice and data.</p> <p>This antenna requires a substantial cleared area at ground level for installation, and is more suitable for permanent fixed site installations. Refer to the antenna data sheet for more details.</p> <p>Includes: pulleys, halyards and installation hardware</p> <p>NOTE:</p> <ul style="list-style-type: none">• Coaxial cable and mast not supplied. For coaxial cables, see page 75, <i>Coaxial Cables</i>. For masts, see page 74, <i>Antenna Masts</i>.• Lightning protection is recommended for fixed base station installations, see page 76, <i>Lightning Protection</i>.
	78-01017	Ant, Travelling Wave Dipole (2–10 MHz, 1 kW PEP)
	78-01018	Ant, Travelling Wave Dipole (3–15 MHz, 1 kW PEP)
	78-01019	Ant, Travelling Wave Dipole (5–25 MHz, 1 kW PEP)

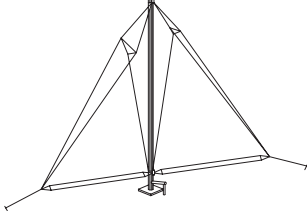


DELTA

PRODUCT

PART NO.

DESCRIPTION



The Delta Antenna is a high performance, omnidirectional broadband antenna that performs well over very short to medium distances.

This antenna requires a substantial cleared area at ground level for installation, and is more suitable for permanent fixed site installations. Refer to the antenna data sheet for more details.

78-01022

Ant, Delta (3–30 MHz, 100 W avg/200 W PEP)

Includes: Delta Antenna only.

NOTE:

- Coaxial cable, mast and gibbet not supplied. For coaxial cables, see page 75, *Coaxial Cables*. For masts, see page 74, *Antenna Masts*.
- Lightning protection is recommended for fixed base station installations, see page 76, *Lightning Protection*.

78-01024

Ant, Delta (3–30 MHz, 100 W avg/200 W PEP) + Mast

Includes: Delta Antenna, 15 m mast, gibbet and halyard assembly

NOTE:

- Coaxial cable is not supplied. For coaxial cables, see page 75, *Coaxial Cables*.
- Lightning protection is recommended for fixed base station installations, see page 76, *Lightning Protection*.



SEMI-DELTA

PRODUCT	PART NO.	DESCRIPTION
---------	----------	-------------

The Semi-delta Antenna is a high performance, omnidirectional broadband antenna that performs well over short to medium distances.

This antenna requires a large cleared area at ground level for installation, and is more suitable for permanent fixed site installations. Refer to the antenna data sheet for more details.

NOTE:

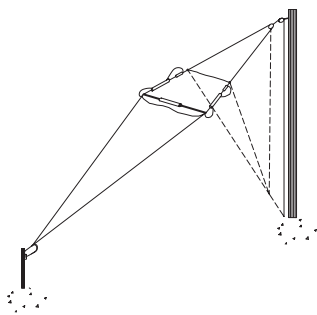
- Pay attention to antenna counterpoise, especially when mounted on rooftop locations or at ground level where the soil conditions are poor.
- Not suitable for co-locating on the same mast.

Ant, Semi-delta (2–14 MHz, 400 W PEP) with Low Frequency Kit

Includes: pulleys, halyards, basic counterpoise and installation hardware

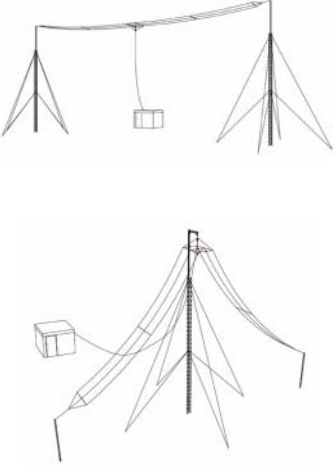
NOTE:

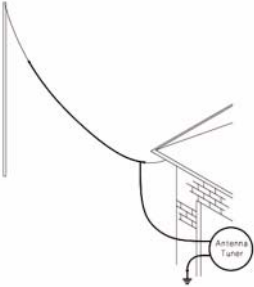
- The low frequency kit must be installed.
- Where soil conditions are very poor, an additional counterpoise kit may be required.
- Coaxial cable and mast not supplied. For coaxial cables, see page 75, *Coaxial Cables*. For masts, see page 74, *Antenna Masts*.
- Lightning protection is recommended for fixed base station installations, see page 76, *Lightning Protection*.



78-01012



MULTI-WIRE BROADBAND DIPOLE		
PRODUCT	PART NO.	DESCRIPTION
		<p>The Multi-wire Broadband Dipole Antenna is a 3-wire terminated folded dipole antenna designed for broadband operation. It is available in multiple power levels up to 1 kW.</p> <p>The antenna is easy to install and can be mounted horizontally between two support systems, or as an inverted "V" using a single central support mast. A large cleared area at ground level is required for installation. Refer to the antenna data sheet for more details.</p> <p>Includes: Mounting arm for inverted "V" configuration, stainless steel antenna wiring, pulleys, rope, halyard, UHF coaxial connector and detailed erection details</p> <p>NOTE:</p> <ul style="list-style-type: none"> • Coaxial cable and mast not supplied. For coaxial cables, see page 75, <i>Coaxial Cables</i>. For masts, see page 74, <i>Antenna Masts</i>. • Lightning protection is recommended for fixed base station installations, see page 76, <i>Lightning Protection</i>.
	15-00463-001	Ant, Multi-wire Broadband Dipole (2–30 MHz, 250 W PEP)
	15-00463-002	Ant, Multi-wire Broadband Dipole (2–30 MHz, 500 W PEP)
	15-00463-003	Ant, Multi-wire Broadband Dipole (2–30 MHz, 1 kW PEP)



ACTIVE TUNED LONG WIRE		
PRODUCT	PART NO.	DESCRIPTION
	15-00403	<p>Ant, Active Tuned Long Wire (2–30 MHz)</p> <p>This antenna exhibits a good combination of space efficiency and broadband capability. It is designed to be used with an automatic antenna tuner.</p> <p>A suitable antenna where space is limited.</p> <p>NOTE:</p> <ul style="list-style-type: none"> • Automatic antenna tuner is required, see page 73, <i>Tuners</i>. • Coaxial cable and support mast not supplied. For coaxial cables, see page 75, <i>Coaxial Cables</i>. For masts, see page 74, <i>Antenna Masts</i>. • Lightning protection is recommended for fixed base station installations, see page 76, <i>Lightning Protection</i>.






CODAN

get connected. anywhere.
HF RADIO COMMUNICATIONS

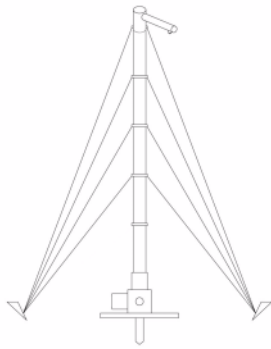
Antennas

TUNERS		
PRODUCT	PART NO.	DESCRIPTION
	08-04835-013	<p>Tuner, 9103 Automatic Antenna with 10 m Cables Designed to suit NGT series Transceivers. Rated to 150 W PEP voice or data.</p> <p>Includes: mounting bracket, control cable (10 m) to suit NGT Transceiver, coaxial cable (10 m) and installation/operation handbook</p>
	08-04835-015	<p>Tuner, 9103 Automatic Antenna with 30 m Cables Designed to suit NGT series Transceivers. Rated to 150 W PEP voice or data.</p> <p>Includes: mounting bracket, control cable (30 m) to suit NGT Transceiver, coaxial cable (30 m) and installation/operation handbook</p>
	08-06739-001	<p>Tuner, SG235C 500 W PEP (modified for 300 W Avg) Designed to suit 500 W high power NGT systems. Rated to 500 W PEP voice or 300 W avg data.</p> <p>Includes: mounting bracket and installation/operation handbook</p> <p>NOTE: Control and coaxial cables are <i>not</i> supplied. For the control cable, see <i>Tuner Accessories</i> below. For coaxial cables, see page 75, <i>Coaxial Cables</i>.</p>

TUNER ACCESSORIES		
PRODUCT	PART NO.	DESCRIPTION
	30-37601-002	<p>Copper Earth Strip (per metre) 50 mm x 0.46 mm (26 gauge)</p>
	08-06740-030	<p>Cable, SG235C Control, 30 m</p>
		<p>Cable, Coaxial Assembly Fitted with UHF Type Weatherproof Connectors</p> <p>NOTE: For coaxial cables, see page 75, <i>Coaxial Cables</i>.</p>



ANTENNA MASTS		
PRODUCT	PART NO.	DESCRIPTION



15-00422-012

Mast, Guyed 12 m with Erection Kit

Four section 12 m mast.

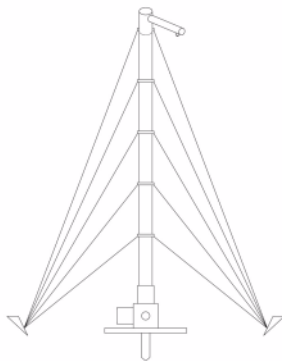
Suitable for supporting Travelling Wave Dipole, Semi-delta, Tuned Long Wire and Multi-wire Broadband Dipole antennas.

Guyed tubular aluminium mast with ground plate, halyard pulley, RF transparent guy kit, full erection kit, mast head gibbet and erection instructions.

Designed to withstand wind speeds up to 144 kph (40 m/s) in clear air with head loads up to 12 kg, subject to ground anchoring.

NOTE:

Mast can be air freighted.



15-00422-015

Mast, Guyed 15 m with Erection Kit

Five section 15 m mast.

Suitable for supporting Travelling Wave Dipole, Semi-delta, Tuned Long Wire and Multi-wire Broadband Dipole antennas.

Suitable for supporting Travelling Wave Dipole, Delta, Semi-delta, Tuned Long Wire and Multi-wire Broadband Dipole antennas.

Guyed tubular aluminium mast with ground plate, halyard pulley, RF transparent guy kit, full erection kit, mast head gibbet and erection instructions.


Designed to withstand wind speeds up to 144 kph (40 m/s) in clear air with head loads up to 12 kg, subject to ground anchoring.

NOTE:





Mast can be air freighted.



COAXIAL CABLES TYPE RG58

PRODUCT	PART NO.	DESCRIPTION
	08-01503-002	Cable, Coaxial Assembly (RG58) Fitted with UHF Type Weatherproof Connectors, 2 m
	08-01503-006	Cable, Coaxial Assembly (RG58) Fitted with UHF Type Weatherproof Connectors, 6 m
	08-01503-008	Cable, Coaxial Assembly (RG58) Fitted with UHF Type Weatherproof Connectors, 8 m
	08-01503-030	Cable, Coaxial Assembly (RG58) Fitted with UHF Type Weatherproof Connectors, 30 m

COAXIAL CABLES TYPE RG213

PRODUCT	PART NO.	DESCRIPTION
	08-04971-010	Cable, Coaxial Assembly (RG213) Fitted with UHF Type Weatherproof Connectors, 10 m
	08-04971-030	Cable, Coaxial Assembly (RG213) Fitted with UHF Type Weatherproof Connectors, 30 m
	08-04971-040	Cable, Coaxial Assembly (RG213) Fitted with UHF Type Weatherproof Connectors, 40 m
	15-00444	Cable Kit, RG213 Antenna Feed, 30 m Fitted with UHF Type Weatherproof Connectors, Suitable Cable Strain Relief and Shackle
	15-00448	Cable Kit, RG213 Antenna Feed, 50 m Fitted with UHF Type Weatherproof Connectors, Suitable Cable Strain Relief and Shackle
	15-00449	Cable Kit, RG213 Antenna Feed, 100 m Fitted with UHF Type Weatherproof Connectors, Suitable Cable Strain Relief and Shackle
	08-01233	Strain Relief Reduces strain on connector when supporting RG213 cable assemblies.
	30-38000-002	Shackle Used to attach strain relief to the antenna.






CODAN

get connected. anywhere.
HF RADIO COMMUNICATIONS

Antennas

LIGHTNING PROTECTION

PRODUCT	PART NO.	DESCRIPTION
	15-00464	Lightning Arrestor Self-resetting spark gap arrestor. Requires a good earth to divert energy from a nearby lightning strike.
	30-37601-002	Copper Earth Strip (per metre) 50 mm x 0.46 mm (26 gauge)
	15-00163	Earth Stake 1.8 m long x 13 mm with clamp for earth wire/strip.



CODAN

get connected. anywhere.
HF RADIO COMMUNICATIONS

Split-site & Remote Control

NGT REMOTE CONTROL EQUIPMENT—2-WIRE

PRODUCT	PART NO.	DESCRIPTION
---------	----------	-------------

NGT Remote 2-wire Interface

An NGT Remote Control System is the smart and easy way to achieve clear and reliable communications when your transceiver site is located in an area affected by electrical interference. The NGT HF transceiver is relocated to a 'quiet' area, while the transceiver is fully operated from a convenient location, such as an office or communication centre.

To create a remote control system, an NGT Base Station configuration is extended with a 3030 NGT Remote Interface (NRI), which converts both audio and control into RS232 signals. A line modem is required for 2-wire leased line operation.

NOTE:

- Remote control configurations can only be used with NGT SR and ASR Transceivers.
- Not suitable for use with Fax or Data Modems (except Codan 3012 HF Data Modem).
- Two NRIs are required for a complete remote control system.
- Specify the mains connector type (AU, EU, UK or US), see page 78, *NGT Remote Control Accessories*.

COMPRISING:

Control Site

- 3030 NGT Remote Interface
- NGT Remote Control Earth Kit for the Control Site
- Leased Line Modem
- Power Supply Unit, 90 to 264 V AC
- 6-way Modular Wall Mounting Socket
- 6-way Phone Cable
- NRI to Line Modem Cable
- NRI to Line Modem Power Cable
- 2C IEC C7 Cable, 2 m (for cable options, see page 78, *NGT Remote Control Accessories*)
- Self Adhesive Rubber Feet (x4)
- Remote Control NGT Systems Reference Manual (see page 125, *Language Support* for translations of this manual)

Transceiver Site

- 3030 NGT Remote Interface
- NGT Remote Control Earth Kit for the Remote Site
- Leased Line Modem
- 6-way Modular Wall Mounting Socket
- CIB Interface Cable, 0.5 m
- 6-way Phone Cable
- NRI to Line Modem Cable
- Power Cable to RF Unit and NRI
- NRI to Line Modem Power Cable
- Self Adhesive Rubber Feet (x4)



REMOTE-NRI-CTRL-2W

- 08-05864-001
- 15-00135
- 78-13016
- 78-16019
- 60-00063-501
- 08-04146-001
- 08-05858-001
- 08-05859-001
- 67-9020#

- 30-11208-000
- 15-04102-##



REMOTE-NRI-TCVR-2W

- 08-05864-001
- 15-00134
- 78-13016
- 60-00063-501
- 08-05610-001
- 08-04146-001
- 08-05858-001
- 08-05868-001
- 08-05859-001
- 30-11208-000

denotes the cable type
denotes language version



CODAN

get connected. anywhere.
HF RADIO COMMUNICATIONS

Split-site & Remote Control

NGT REMOTE CONTROL ACCESSORIES

PRODUCT	PART NO.	DESCRIPTION
	08-05920-001	Cable, DC Extension, 1 m
	08-05610-001	Cable, CIB Interface, 0.5 m
	08-05610-002	Cable, CIB Interface, 2 m
	08-05610-006	Cable, CIB Interface, 6 m
	08-05610-030	Cable, CIB Interface, 30 m
	08-05086-001	Cable, Data Interface, 2 m
	08-05086-006	Cable, Data Interface, 6 m
	67-90200	Cable, 2C IEC C7 AUS, 2 m
	67-90201	Cable, 2C IEC C7 UK, 2 m
	67-90202	Cable, 2C IEC C7 US, 2 m
	67-90203	Cable, 2C IEC C7 EU, 2 m
	15-00172-001	NGT Universal 19" Rack-mounting Tray 3RU with Blank Front Panel Suitable for a 3030 NRI or a 3012 HF Data Modem.

NGT SPLIT-SITE EQUIPMENT — 2-WIRE

PRODUCT	PART NO.	DESCRIPTION
---------	----------	-------------

NGT Split-site System — 2-wire Interface

An NGT Split-site Remote System consists of two or three sites. Each site consists of the split-site equipment listed below, in addition to the transceiver equipment.

An NGT Split-site Remote System can be used to split control, transmit and receive functions of an NGT SR or ASR Transceiver system into one of the following basic configurations:

- NGT remote transmitter and remote receiver system (3 sites)
- NGT remote transceiver system (2 sites)
- NGT local transmitter, remote receiver system (2 sites)
- NGT local receiver, remote transmitter system (2 sites)

The system operates with a standard 2-wire interface.

Contact Codan for detailed system configurations.

NOTE:

- Split-site configurations can only be used with NGT SR and ASR Transceivers.
- All NGT SR and ASR Transceiver facilities available.
- Split-site configurations require an NGT SR or ASR Transceiver at the Control Site, and an NGT SR for each remote site.
- The transceivers may require modifications for use in split-site configurations. Contact Codan for details.
- Suitable for use with the 3012 HF Data Modem.

COMPRISING:

Control Site

- Split-site Interface Control Junction Box
- 8571 NGT Remote Control Interface
- Earth Wire, 0.5 m (x5)
- CIB Interface Cable, 0.5 m
- Split-site Power Adaptor Cable
- 8571 NGT Interface Controller Cable
- Opt 2 W, 2-wire (Factory Fit) (x2)
- NGT Audio Mute Modification
- Split-site Remote Control NGT Systems Reference Manual (English)

Continued on the next page



REMOTE-SPLIT-CTRL-8571-2W

- 08-05630-005
- 08-05994-001
- 08-04515-001
- 08-05610-001
- 08-05989-001
- 08-05990-001
- 15-10509-000
- 15-30067
- 15-04125-EN





CODAN

get connected. anywhere.
HF RADIO COMMUNICATIONS

Split-site & Remote Control

NGT SPLIT-SITE EQUIPMENT—2-WIRE cont.

PRODUCT	PART NO.	DESCRIPTION
COMPRISING:		
	REMOTE-SPLIT-RX-8571-2W	Receive Site
	08-05630-005	• Split-site Interface Control Junction Box
	08-05994-001	• 8571 NGT Remote Control Interface
	08-04515-001	• Earth Wire, 0.5 m (x5)
	08-05610-001	• CIB Interface Cable, 0.5 m
	08-05989-001	• Split-site Power Adaptor Cable
	08-05990-001	• 8571 NGT Interface Controller Cable
	15-10509-000	• Opt 2 W, 2-wire (Factory Fit)
	15-30068	• NGT Disable PA Modification
COMPRISING:		
	REMOTE-SPLIT-TX-8571-2W	Transmit Site
	08-05630-005	• Split-site Interface Control Junction Box
	08-05994-001	• 8571 NGT Remote Control Interface
	08-04515-001	• Earth Wire, 0.5 m (x5)
	08-05610-001	• CIB Interface Cable, 0.5 m
	08-05989-001	• Split-site Power Adaptor Cable
	08-05990-001	• 8571 NGT Interface Controller Cable
	15-10509-000	• Opt 2 W, 2-wire (Factory Fit)

NGT SPLIT-SITE EQUIPMENT—4-WIRE

PRODUCT	PART NO.	DESCRIPTION
---------	----------	-------------

NGT Split-site System — 4-wire Interface

An NGT Split-site Remote System consists of two or three sites. Each site consists of the split-site equipment listed below, in addition to the transceiver equipment.

An NGT Split-site Remote System can be used to split control, transmit and receive functions of an NGT SR or ASR Transceiver system into one of the following basic configurations:

- NGT remote transmitter and remote receiver system (3 sites)
- NGT remote transceiver system (2 sites)
- NGT local transmitter, remote receiver system (2 sites)
- NGT local receiver, remote transmitter system (2 sites)

The system operates with a standard 4-wire interface.

Contact Codan for detailed system configurations.

NOTE:

- Split-site configurations can only be used with NGT SR and ASR Transceivers.
- All NGT SR and ASR Transceiver facilities available.
- Split-site configurations require an NGT SR or ASR Transceiver at the Control Site, and an NGT SR for each remote site.
- The transceivers may require modifications for use in split-site configurations. Contact Codan for details.
- Suitable for use with the 3012 HF Data Modem.

COMPRISING:

Control Site

- Split-site Interface Control Junction Box
- 8571 NGT Remote Control Interface
- Earth Wire, 0.5 m (x5)
- CIB Interface Cable, 0.5 m
- Split-site Power Adaptor Cable
- 8571 NGT Interface Controller Cable
- Opt 4 W, 4-wire Interface Master Site (x2)
- NGT Audio Mute Modification
- Split-site Remote Control NGT Systems Reference Manual (English)



REMOTE-SPLIT-CTRL-8571-4W

- 08-05630-005
- 08-05994-001
- 08-04515-001
- 08-05610-001
- 08-05989-001
- 08-05990-001
- 15-10510-002
- 15-30067
- 15-04125-EN

Continued on the next page

NGT SPLIT-SITE EQUIPMENT—4-WIRE cont.

PRODUCT	PART NO.	DESCRIPTION
	<p>REMOTE-SPLIT-RX-8571-4W</p> <p>08-05630-005 08-05994-001 08-04515-001 08-05610-001 08-05989-001 08-05990-001 15-10510-004 15-30068</p>	<p>COMPRISING:</p> <p>Receive Site</p> <ul style="list-style-type: none"> • Split-site Interface Control Junction Box • 8571 NGT Remote Control Interface • Earth Wire, 0.5 m (x5) • CIB Interface Cable, 0.5 m • Split-site Power Adaptor Cable • 8571 NGT Interface Controller Cable • Opt 4 W, 4-wire Interface Slave Receive Site • NGT Disable PA Modification
	<p>REMOTE-SPLIT-TX-8571-4W</p> <p>08-05630-005 08-05994-001 08-04515-001 08-05610-001 08-05989-001 08-05990-001 15-10510-003</p>	<p>COMPRISING:</p> <p>Transmit Site</p> <ul style="list-style-type: none"> • Split-site Interface Control Junction Box • 8571 NGT Remote Control Interface • Earth Wire, 0.5 m (x5) • CIB Interface Cable, 0.5 m • Split-site Power Adaptor Cable • 8571 NGT Interface Controller Cable • Opt 4 W, 4-wire Interface Slave Transmit Site

SPLIT-SITE ACCESSORIES

PRODUCT	PART NO.	DESCRIPTION
	15-00164-010	19" Rack-mounting Frame for 8571 Split-site Remote Interface
	08-04146-001	Cable, 6-way Phone
	08-04284	Cable, Phone Plug Adaptor Modular to 604 Plug
	08-05610-001	Cable, CIB Interface, 0.5 m
	08-05610-002	Cable, CIB Interface, 2 m
	08-05610-006	Cable, CIB Interface, 6 m
	08-05610-030	Cable, CIB Interface, 30 m
	08-05086-001	Cable, Data Interface, 2 m
	08-05086-006	Cable, Data Interface, 6 m
	15-10510-002	Opt 4 W, 4-wire I/F Master Site
	15-10510-003	Opt 4 W, 4-wire I/F Slave Tx Site

Continued on the next page



CODAN

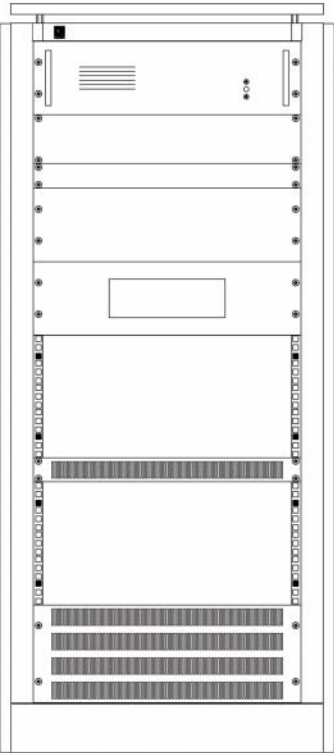
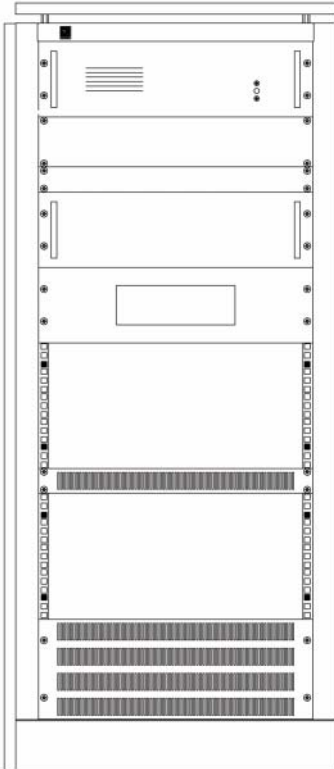
get connected. anywhere.
HF RADIO COMMUNICATIONS

Split-site & Remote Control

SPLIT-SITE ACCESSORIES cont.

PRODUCT	PART NO.	DESCRIPTION
	15-10510-004	Opt 4 W, 4-wire I/F Slave Rx Site
	15-10510	Opt 4 W, 4-wire I/F Master Site (Retro Fit)
	15-10509-000	Opt 2 W, 2-wire (Factory Fit)
	15-10509	Opt 2 W, 2-wire (Retro Fit)

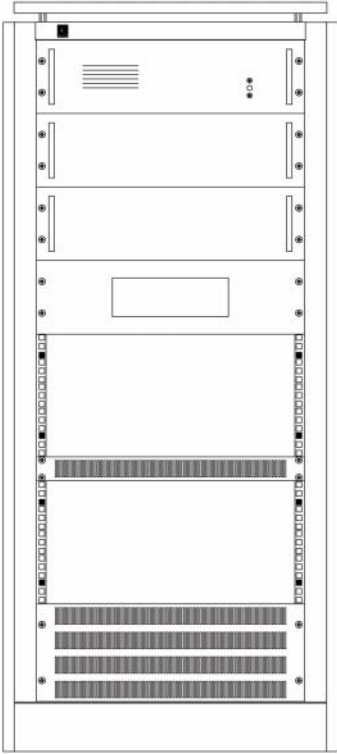
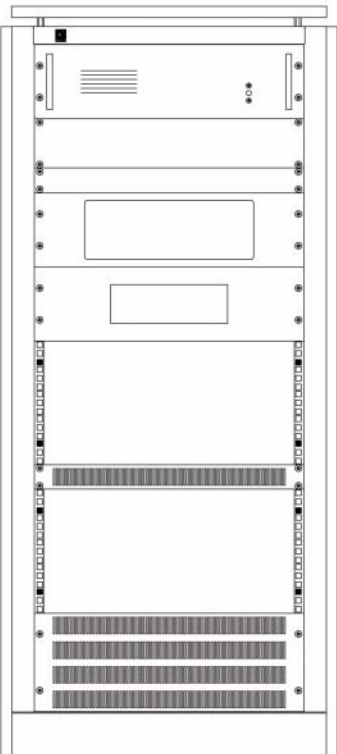
STANDARD RACK CONFIGURATIONS

PRODUCT	PART NO.	DESCRIPTION
	08-06130-001	<p>Basic High Power Rack Configuration</p> <p>Designed to rack mount a basic NGT High Power 500 W/ 1000 W system.</p> <p>COMPRISING:</p> <ul style="list-style-type: none"> • 19" 27RU rack complete with rear door, vented top and side panels • NGT universal rack mount tray for a NGT Transceiver • NGT rack mount tray for 3020 Heavy Duty Transceiver Supply • Rack mount blanking panels 1RU, 2RU and 3RU supplied • Rack mount vent panels 1RU and 4RU supplied • Pre-fitted equipment rails • Assorted cable ties, screws, washers and cage nuts <p>NOTE:</p> <ul style="list-style-type: none"> • Rack comes pre-assembled ready for a NGT Transceiver and high power amplifier to be mounted. • 6RU of space available for additional equipment. • NGT Transceiver, power amplifier and power supply units are ordered separately. • Does not include a 1 m DC Extension Cable for the NGT Transceiver.
	08-06130-002	<p>Remote Control, High Power Rack Configuration</p> <p>Designed to rack mount a NGT High Power Remote Control system.</p> <p>COMPRISING:</p> <ul style="list-style-type: none"> • 19" 27RU rack complete with rear door, vented top and side panels • NGT universal rack mount tray for a NGT Transceiver • NGT universal rack mount tray for NGT Remote Interface (NRI) remote control • NGT rack mount tray for a 3020 Heavy Duty Transceiver Supply • Rack mount blanking panels 1RU and 2RU supplied • Rack mount vent panels 1RU and 4RU supplied • Pre-fitted equipment rails • Assorted cable ties, screws, washers and cage nuts <p>NOTE:</p> <ul style="list-style-type: none"> • Rack comes pre-assembled ready for a NGT Transceiver and high power amplifier to be mounted. • 3RU of space available for additional equipment. • NGT Transceiver, NRI remote control, high power amplifier and power supply units are ordered separately. • Does not include a 1 m DC Extension Cable for the NGT Transceiver.




19" Racks & Accessories

STANDARD RACK CONFIGURATIONS

PRODUCT	PART NO.	DESCRIPTION
	08-06130-003	<p>Remote Control and Data Modem High Power Rack Configuration</p> <p>Designed to rack mount a NGT High Power Remote Control Data system.</p> <p>COMPRISING:</p> <ul style="list-style-type: none"> • 19" 27RU rack complete with rear door, vented top and side panels • NGT universal rack mount tray for a NGT Transceiver • NGT universal rack mount system tray for NRI remote control • NGT universal rack mount system tray for a HF data modem • NGT rack mount tray for a 3020 Heavy Duty Transceiver Supply • Rack mount vent panels 1RU and 4RU supplied • Pre-fitted equipment rails • Assorted cable ties, screws, washers and cage nuts <p>NOTE:</p> <ul style="list-style-type: none"> • Rack comes pre-assembled ready for a NGT Transceiver and high power amplifier to be mounted. • No space available for additional equipment. • NGT Transceiver, NRI remote control, high power amplifier and power supply units are ordered separately. • Does not include a 1 m DC Extension Cable for the NGT Transceiver.
	08-06130-004	<p>Split-site Remote Control High Power Rack Configuration</p> <p>Designed to rack mount a NGT High Power Split-Site Remote Control system.</p> <p>COMPRISING:</p> <ul style="list-style-type: none"> • 19" 27RU rack complete with rear door, vented top and side panels • NGT universal rack mount tray for a NGT Transceiver • NGT rack mount tray for a 3020 Power supply • Rack mount blanking panels 1RU and 2RU supplied • Rack mount vent panels 1RU and 4RU supplied • Pre-fitted equipment rails • Assorted cable ties, screws, washers and cage nuts <p>NOTE:</p> <ul style="list-style-type: none"> • Rack comes pre-assembled ready for a NGT Transceiver and high power amplifier to be mounted. • 3RU space available for additional equipment. • NGT Transceiver, NRI remote control, high power amplifier and power supply units are ordered separately. • Does not include a 1 m DC Extension Cable for the NGT Transceiver.

19" Racks & Accessories

19" RACK CABINETS		
PRODUCT	PART NO.	DESCRIPTION
	08-05288-009	Rack Cabinet, 9RU High, 19" Format, 500 mm Deep
Image Not Available	08-05288-018	Rack Cabinet, 18RU High, 19" Format, 500 mm Deep




19" Racks & Accessories

19" RACK MOUNT SYSTEM TRAYS

PRODUCT	PART NO.	DESCRIPTION
	15-00172-001	NGT Universal 19" Rack-mounting Tray 3RU with Blank Front Panel Suitable for NGT RF units, 3030 NGT Remote Interface or 3012 HF Data Modems
	15-00172-002	NGT Universal 19" Rack-mounting Tray 3RU, Front Panel with Speaker Grill and Mounting Holes Suitable for NGT RF unit. Speaker can be mounted behind grill and handset can be mounted on front panel using cradle. NOTE: Speaker and handset cradle not included.
	15-00175	19" Rack-mounting Frame suitable for 3020 Heavy Duty Transceiver Supply Suitable for mounting a 3020 Heavy Duty Transceiver Supply.
	15-00176	19" Rack-mounting Frame suitable for 3012, 3112 or 3212 HF Data Modems
	15-00164-010	19" Rack-mounting Frame for 8571 Split-site Remote Interface

19" RACK MOUNT BLANKING PANELS

PRODUCT	PART NO.	DESCRIPTION
	15-00173	Set of 1RU + 2RU Blank Front Panels Suitable for covering gaps or holes in rack facia.
	30-35002-019	19" 4RU Vent Panel
	30-35002-006	19" 1RU Vent Panel

19" RACK MOUNT ACCESSORIES

PRODUCT	PART NO.	DESCRIPTION
	30-35002-020	Fixed Equipment Rail, 457 mm Long
	08-05920-001	Cable, DC Extension, 1 m NOTE: Required for the transceiver when it is rack mounted.
	05-06374	Earth Braid, 1.5 m



CODAN

get connected. anywhere.
HF RADIO COMMUNICATIONS

19" Racks & Accessories

This page has been intentionally left blank.

catalogue



CODAN

MANPACK PRODUCTS

July 2007

product



2110 Transceiver Configurations

2110 SERIES TRANSCEIVER KIT

PRODUCT	PART NO.	DESCRIPTION
 <p>NET WEIGHT: 3.28 kg (7.23 lbs)</p>	2110-TCVR	<p>2110 series Transceiver Kit</p> <p>The 2110 series Transceivers are ideal for your long distance portable communications. They are designed to meet the most demanding mission and user requirements. Available in two versions, the 2110v is for basic voice only operations and the 2110 has additional interface and interoperability capabilities.</p> <p>A 2110 series Transceiver Kit consists of a transceiver unit and standard accessories listed below. The following pages detail the parts required for a fully operational manpack system.</p> <p>TRANSCEIVER UNITS:</p> <ul style="list-style-type: none"> • 2110 SSB Transceiver Unit (1.5 ppm) — std frequency stability • 2110 SSB Transceiver Unit (0.5 ppm) — high frequency stability • 2110v SSB Transceiver Unit (1.5 ppm) — std frequency stability <p>STANDARD ACCESSORIES</p> <ul style="list-style-type: none"> • H-250/U Telephone Handset • Earth wire with clip • Counterpoise 4-wire kit • 2110 SSB Transceiver Getting Started Guide, includes Reference Manual on CDROM (see page 125, <i>Language Support</i> for translations of this guide) <p>STANDARD FEATURES:</p> <ul style="list-style-type: none"> • 1.6–30 MHz, 400 channels, 10 networks • 25 W/5 W (PEP) selectable output power • 12 V DC, USB/LSB/AM • Internal automatic antenna tuner • Multi-net scanning • In-built <i>Easitalk</i> speech noise reduction • Comprehensive calling capabilities, including emergency call, phone call, selective call, message call, remote diagnostics • Call logging • Up to 50 hours use on a single charge (13Ah battery) • Selectable output power • Computer interface (RS232) for PC control • Front panel programming (where permitted) • Extensive Built-In-Test functions • Meets MIL-STD-810F for shock, vibration, immersion and dust <p>AVAILABLE OPTIONS & ACCESSORIES:</p> <p>See pages 98 and 100 for <i>2110 Options and Accessories</i>.</p>
	08-06155-001	• 2110 SSB Transceiver Unit (1.5 ppm) — std frequency stability
	08-06155-002	• 2110 SSB Transceiver Unit (0.5 ppm) — high frequency stability
	08-06155-003	• 2110v SSB Transceiver Unit (1.5 ppm) — std frequency stability
	78-08000	• H-250/U Telephone Handset
	08-06259-001 15-00446 15-04136-##	• Earth wire with clip • Counterpoise 4-wire kit • 2110 SSB Transceiver Getting Started Guide, includes Reference Manual on CDROM (see page 125, <i>Language Support</i> for translations of this guide)

denotes language version

PATROL CONFIGURATION		
PRODUCT	PART NO.	DESCRIPTION
 <p>NET WEIGHT: 3.28 kg (7.23 lbs)</p>	<p>08-06155-### 78-08000 08-06259-001 15-00446 15-04136-##</p>	<p>The Patrol Configuration provides the bare essentials for basic manpack operation.</p> <p>NOTE: An appropriate battery charger needs to be ordered separately.</p> <p>COMPRISING:</p> <p>2110 series Transceiver Kit</p> <ul style="list-style-type: none"> • Transceiver Unit (see page 97, <i>2110 Transceiver Units</i> for descriptions of the transceiver units) • H-250/U Telephone Handset • Earth wire with clip • Counterpoise 4-wire kit • 2110 SSB Transceiver Getting Started Guide, includes Reference Manual on CD (see page 125, <i>Language Support</i> for translations of this guide)
 <p>NET WEIGHT: 0.4 kg (0.88 lbs)</p>	15-00452	<p>Collapsible Whip Antenna 3 m (10')</p> <p>Extremely quick-to-erect whip antenna for use while stationary. Comes with a goose neck base to adjust the antenna angle.</p>
 <p>NET WEIGHT: 0.44 kg (0.97 lbs)</p>	15-00454	<p>Long Wire Antenna and Adaptor (1.6–30 MHz)</p> <p>Kevlar reinforced tactical wire antenna with throw rope and accessories.</p>
 <p>NET WEIGHT: 2.1 kg (4.63 lbs)</p>	08-06185-001	<p>Battery Pack 12 V 8Ah NiMH</p> <p>Lightweight, robust and waterproof battery pack. Provides for up to 30 hours of continuous operation (Rx/Tx 9:1).</p>
 <p>NET WEIGHT: 1.23 kg (2.71 lbs)</p>	15-00218	<p>Softpack Backpack</p> <p>Ultra-lightweight economy backpack with extra pockets for transceiver accessories.</p>

denotes language version
denotes the type of transceiver unit

AVAILABLE OPTIONS & ACCESSORIES:

See pages 98 and 100 for *2110 Options and Accessories*.






2110 Transceiver Configurations

EXPLORER CONFIGURATION		
PRODUCT	PART NO.	DESCRIPTION
 <p>NET WEIGHT: 3.28 kg (7.23 lbs)</p>	<p>08-06155-### 78-08000 08-06259-001 15-00446 15-04136-##</p>	<p>The Explorer Configuration provides all the requirements for a complete stand-alone HF communications system suitable for a range of uses.</p> <p>COMPRISING:</p> <p>2110 series Transceiver Kit</p> <ul style="list-style-type: none"> • Transceiver Unit (see page 97, <i>2110 Transceiver Units</i> for descriptions of the transceiver units) • H-250/U Telephone Handset • Earth wire with clip • Counterpoise 4-wire kit • 2110 SSB Transceiver Getting Started Guide, includes Reference Manual on CD (see page 125, <i>Language Support</i> for translations of this guide)
 <p>NET WEIGHT: 0.02 kg (0.04 lbs)</p>	<p>15-10525-000</p>	<p>Opt GPS Receiver (Factory Fit)</p> <p>Enables GPS location and tracking capabilities in the 2110 series Transceivers.</p>
 <p>NET WEIGHT: 0.28 kg (0.62 lbs)</p>	<p>15-00459</p>	<p>Knock Over Whip Antenna 1.5 m (5')</p> <p>Robust short whip antenna suitable for communications while on foot.</p>
 <p>NET WEIGHT: 0.4 kg (0.88 lbs)</p>	<p>15-00452</p>	<p>Collapsible Whip Antenna 3 m (10')</p> <p>Extremely quick-to-erect whip antenna for use while stationary. Comes with a goose neck base to adjust the antenna angle.</p>
 <p>NET WEIGHT: 0.44 kg (0.97 lbs)</p>	<p>15-00454</p>	<p>Long Wire Antenna and Adaptor</p> <p>Kevlar reinforced tactical wire antenna with throw rope and accessories.</p>
 <p>NET WEIGHT: 2.1 kg (4.63 lbs)</p>	<p>08-06185-001</p>	<p>Battery Pack 12 V 8Ah NiMH</p> <p>Lightweight, robust and waterproof battery pack. Provides for up to 30 hours of continuous operation (Rx/Tx 9:1).</p>

Continued on the next page

denotes language version
denotes the type of transceiver unit

EXPLORER CONFIGURATION cont.

PRODUCT	PART NO.	DESCRIPTION
 NET WEIGHT: 0.37 kg (0.82 lbs)	15-00579	2110 Battery Charger AC 1 A Used to charge the 2110 battery via the front panel or directly. Supplied with one AC mains cable. NOTE: When ordering, please specify the required AC input cable plug (AUS, UK, USA or EU).
 NET WEIGHT: 0.08 kg (0.18 lbs)	08-06215-001	19-way battery charger output cable for 2110 Used to charge the 2110 series Transceivers via the front panel.
 NET WEIGHT: 0.08 kg (0.18 lbs)	08-06738-001	5-way battery charger output cable for 2110v Used to charge the 2110v transceiver via the front panel.
 NET WEIGHT: 0.08 kg (0.18 lbs)	08-06214-001	6-way battery charger output cable Used to charge the battery directly.
 NET WEIGHT: 4.3 kg (9.48 lbs)	15-00216	External Frame Backpack

AVAILABLE OPTIONS & ACCESSORIES:

See pages 98 and 100 for *2110 Options and Accessories*.

HOMELAND SECURITY CONFIGURATION

PRODUCT	PART NO.	DESCRIPTION
 <p>NET WEIGHT: 3.28 kg (7.23 lbs)</p>	08-06155-002 78-08000 08-06259-001 15-00446 15-04136-##	<p>The Homeland Security Configuration provides the complete package for a quick deploy communications solution. It features comprehensive interoperability, GPS location and tracking, and extra long battery life.</p> <p>COMPRISING:</p> <p>2110 series Transceiver Kit</p> <ul style="list-style-type: none"> • Transceiver Unit • H-250/U Telephone Handset • Earth wire with clip • Counterpoise 4-wire kit • 2110 SSB Transceiver Getting Started Guide, includes Reference Manual on CD (see page 125, <i>Language Support</i> for translations of this guide)
	15-10532	<p>Opt MIL-STD-188-141B ALE</p> <p>Comprehensive ALE interoperability, fully compliant with MIL-STD-188-141B ALE and JITC certified.</p>
 <p>NET WEIGHT: 0.02 kg (0.04 lbs)</p>	15-10525-000	<p>Opt GPS Receiver (Factory Fit)</p> <p>Enables GPS location and tracking capabilities in the 2110 series Transceivers.</p>
 <p>NET WEIGHT: 0.4 kg (0.88 lbs)</p>	15-00452	<p>Collapsible Whip Antenna 3 m (10')</p> <p>Extremely quick-to-erect whip antenna for use while stationary. Comes with a goose neck base to adjust the antenna angle.</p>
 <p>NET WEIGHT: 0.44 kg (0.97 lbs)</p>	15-00454	<p>Long Wire Antenna and Adaptor</p> <p>Kevlar reinforced tactical wire antenna with throw rope and accessories.</p>
 <p>NET WEIGHT: 2.9 kg (6.39 lbs)</p>	08-06186-001	<p>Battery Pack 12 V 13Ah NiMH</p> <p>Heavy duty, waterproof battery pack. Provides for up to 50 hours of continuous operation (Rx/Tx 9:1).</p>

Continued on the next page

denotes language version

HOMELAND SECURITY CONFIGURATION cont.

PRODUCT	PART NO.	DESCRIPTION
 NET WEIGHT: 0.37 kg (0.82 lbs)	15-00579	2110 Battery Charger AC 1 A Used to charge the 2110 battery via the front panel or directly. Supplied with one AC mains cable. NOTE: When ordering, please specify the required AC input cable plug (e.g. AUS, UK, USA or EU).
 NET WEIGHT: 0.08 kg (0.18 lbs)	08-06215-001	19-way battery charger output cable Used to charge the 2110 series Transceivers via the front panel.
 NET WEIGHT: 0.08 kg (0.18 lbs)	08-06214-001	6-way battery charger output cable Used to charge the battery directly.
 NET WEIGHT: 4.3 kg (9.48 lbs)	15-00216	External Frame Backpack

AVAILABLE OPTIONS & ACCESSORIES:

See pages 98 and 100 for 2110 *Options and Accessories*.

2110 TRANSCEIVER UNITS

PRODUCT	PART NO.	DESCRIPTION
---------	----------	-------------

NOTE:

Options and accessories for the manpack transceivers need to be ordered separately.



08-06155-001

2110 SSB Tcwr Unit (1.5 ppm)

The 2110 has additional interface and interoperability capabilities, and is fitted with a 19-way expansion connector for a range of external accessories. It is fully interoperable with Codan's NGT series Transceivers and other commercial and military transceivers.

NET WEIGHT: 2.5 kg (5.51 lbs)



08-06155-002

2110 SSB Tcwr Unit (0.5 ppm)

This transceiver is similar to 08-06155-001 except it is fitted with a high stability frequency reference of 0.5 ppm.

A 2110 Transceiver with 0.5 ppm frequency stability is required to meet full MIL-STD-188-141B ALE requirements.

NET WEIGHT: 2.5 kg (5.51 lbs)



08-06155-003






2110v SSB Tcwr Unit (1.5 ppm)

This transceiver is similar to 08-06155-001 except it is not fitted with the 19-way external expansion port. The 2110v is a voice-only manpack transceiver. It is fully interoperable with Codan's NGT series Transceivers and other commercial transceivers.

NET WEIGHT: 2.5 kg (5.51 lbs)

STANDARD FEATURES:

- 1.6–30 MHz, 400 channels, 10 networks
- 25 W/5 W (PEP) selectable output power
- 12 V DC, USB/LSB/AM
- 1.5 ppm (parts per million) standard frequency stability
- Internal automatic antenna tuner
- Multi-net scanning
- In-built *Easitalk* speech noise reduction
- Comprehensive calling capabilities, including emergency call, phone call, selective call, message call, remote diagnostics
- Call logging
- Selectable output power
- RS232 interface for PC programming
- Front panel programming
- Extensive Built-In-Test functions
- Meets MIL-STD-810F for shock, vibration, immersion and dust

2110 OPTIONS		
PRODUCT	PART NO.	DESCRIPTION
 NET WEIGHT: 0.02 kg (0.04 lbs)	15-10525-000	Opt GPS Receiver (Factory Fit) Internally fitted 16-channel GPS receiver module, which enables use with GPS location tracking systems and shows remote locations with distance and bearing.
 NET WEIGHT: 0.01 kg (0.02 lbs)	15-10530-000	Opt 500 Hz Filter (Factory Fit) (2110 only) 500 Hz narrow IF filter that improves performance with morse (CW) and narrow FSK data modems like Pactor-II.
 NET WEIGHT: 0.01 kg (0.02 lbs)	15-10529-000	Opt 2.7 kHz BW Filter (Factory Fit) (2110 only) 2.7 kHz wide band filter.
 NET WEIGHT: 0.01 kg (0.02 lbs)	15-10536-000	Opt 3 kHz Filter (Factory Fit) (2110 only) 3 kHz wide IF filter required for use with MIL-STD type high speed HF data modems.
 NET WEIGHT: 0.04 kg (0.09 lbs)	15-10531-000	Opt Voice Encryptor (Factory Fit) High grade Voice Encryptor Module that provides high grade voice security with exceptional recovered audio quality.
<input checked="" type="checkbox"/>	15-10479	Opt FED-STD-1045 ALE/CALM Fully compatible with FED-STD-1045 ALE capabilities and enhanced with Codan Automated Link Management (CALM). Includes facilities for Selective Calls, All Calls, Phone Calls, Text Messaging and GPS Position Calls.
<input checked="" type="checkbox"/>	15-10532	Opt MIL-STD-188-141B ALE (2110 only) Only available for the 2110 Transceiver, this option provides full FED-STD-1045 and MIL-STD-188-141B ALE capabilities, including NET call, ALL call, ANY call, Group Call, Wildcard Call, advanced ALE beacon, in-link AMD messaging and a Last Heard station log. With this option the transceiver has 20 networks and 600 available channels. To meet the MIL-STD-188-141B ALE stability requirement, this option must be used with 0.5 ppm 2110 Transceiver Unit (part number 08-06155-002).

Continued on the next page



CODAN

get connected. anywhere.
HF RADIO COMMUNICATIONS

2110 Transceiver

2110 OPTIONS cont.



PRODUCT	PART NO.	DESCRIPTION
<input checked="" type="checkbox"/>	15-10518	Opt Amateur Mode Enables transmit capability with free dial frequencies within Amateur frequency bands. For use by licensed operators only.
<input checked="" type="checkbox"/>	15-10481	Opt TxD, Tx Program Disable Disables front panel programming of new transmit frequencies. For use in countries where front panel programming is prohibited by regulatory authorities, e.g. USA and Australia.

2110 ACCESSORIES

PRODUCT	PART NO.	DESCRIPTION
 NET WEIGHT: 0.35 kg (0.77 lbs)	78-08000	Handset H-250/U Lightweight military handset with noise cancelling microphone and push-to-talk switch. Includes a coiled cord with a standard H-229 military audio connector.
 NET WEIGHT: 0.09 kg (0.2 lbs)	15-04128-EN	System Programmer CD (English) Programming software to program 2110 and NGT Series Transceivers. Programmer interface cable (part number 08-06237-001) needs to be ordered separately.
 NET WEIGHT: 0.12 kg (0.26 lbs)	08-06237-001	Cable, 2110 Prog 19way MIL-D9F RS232 interface cable to control or program the 2110 Transceiver from a PC.
 NET WEIGHT: 0.13 kg (0.29 lbs)	08-06737-001	Cable, 2110v Prog 5way MIL-D9F RS232 interface cable used to program the 2110v Transceiver from a PC.
 NET WEIGHT: 0.2 kg (0.44 lbs)	78-01031	Adaptor, USB to DB-9, Serial Port USB V1.1 compliant and supports Microsoft Windows™ 2000/XP.
 NET WEIGHT: 0.26 kg (0.57 lbs)	08-06421-001	Cable, VP-116 Interface Interface cable connecting the VP-116 Voice Privacy Unit to the 2110 Transceiver.

Continued on the next page

2110 ACCESSORIES cont.

PRODUCT	PART NO.	DESCRIPTION
 <p>NET WEIGHT: 0.22 kg (0.49 lbs)</p>	15-04136-##	<p>2110 SSB Tcvt Get Start Guide, includes Reference Manual on CDROM</p> <p>Printed Getting Started Guide for the 2110 Transceiver.</p> <p>See page 125, <i>Language Support</i> for translations of this guide.</p>
 <p>NET WEIGHT: 2.4 kg (5.29 lbs)</p>	15-02071-EN	<p>2110 series Technical Service Manual + CDROM (English)</p> <p>Printed Technical Service Manual for the 2110 series, also provided on CDROM.</p>

denotes language version




CODAN

get connected. anywhere.
HF RADIO COMMUNICATIONS

2110 Transceiver


This page has been intentionally left blank.

UUPLUS SOFTWARE


PRODUCT	PART NO.	DESCRIPTION
	<p>08-05981-001</p>	<p>UUPlus <i>Email for HF</i> Server Software</p> <p>Provides HF and Internet email access for up to 25 users. It works in conjunction with UUPlus <i>Email for HF</i> Codan Client software, used by each remote station. It has been specifically designed for use with Codan's HF equipment.</p> <p>NOTE:</p> <ul style="list-style-type: none"> • One copy of UUPlus Codan Client is required for each user that is to connect to UUPlus Codan Server. • A UUPlus Codan Server cannot communicate directly to other UUPlus Codan Server stations. <p>COMPRISING:</p> <ul style="list-style-type: none"> • CD-ROM with UUPlus Codan Server software and documentation • Single user licence for installation on one machine. <p>STANDARD FEATURES:</p> <ul style="list-style-type: none"> • Simple to install and maintain • Works with POP3/SMTP PC email clients such as Outlook Express, Eudora, Netscape and Pegasus Mail • Reduces connection time by compressing and combining messages • Automatically resumes interrupted file transfers • Automatically calls the remote user at preset times to deliver mail and collect outgoing mail, or enables the user to check mail manually <p>SYSTEM REQUIREMENTS:</p> <ul style="list-style-type: none"> • Codan HF SSB Transceiver • Microsoft Windows™ 2000/XP • Internet email client with support of POP3 and SMTP protocols • Serial port for connecting the HF modem to the PC • Optional LAN, dialup networking card or line modem for connecting local email clients and server to the internet

Continued on the next page


UUPLUS SOFTWARE cont.

PRODUCT	PART NO.	DESCRIPTION
	08-05980-001	<p>UUPlus Email for HF Client Software</p> <p>Simple and reliable solution for sending email over HF from remote areas. It works in conjunction with UUPlus Codan Server software and has been specifically designed for use with Codan's HF equipment.</p> <p>COMPRISING:</p> <ul style="list-style-type: none"> • CD-ROM with UUPlus Codan Client software and documentation • Single user licence for installation on one machine. <p>STANDARD FEATURES:</p> <ul style="list-style-type: none"> • Simple to install and maintain • Works with POP3/SMTP PC email clients such as Outlook Express, Eudora, Netscape and Pegasus Mail • Reduces connection time by compressing and combining messages • Automatically resumes interrupted file transfers • Automatically answers calls from the server to exchange mail at preset times, or enables the user to check for mail manually • Able to send files directly to other stations <p>SYSTEM REQUIREMENTS:</p> <ul style="list-style-type: none"> • Codan HF SSB Transceiver • Microsoft Windows™ 2000/XP • Internet email client with support of POP3 and SMTP protocols • Codan 3012 HF Data Modem • Serial port for connecting the HF modem to the PC

UUPLUS ACCESSORIES

PRODUCT	PART NO.	DESCRIPTION
	78-01031	<p>Adaptor, USB to DB-9, Serial</p> <p>USB V1.1 compliant and supports Microsoft Windows™ 2000/XP.</p>

HF EXPRESS AND STANAG 5066 STACK

PRODUCT	PART NO.	DESCRIPTION
	<p>15-04155-EN</p>	<p>Codan HF Express and STANAG 5066 Stack</p> <p>A simple and hassle free means of providing HF Chat and file transfer between users without needing to set up email. Send images, files and interactive chat simultaneously using your Codan NGT Transceiver and get connected any where, any time, any place.</p> <p>Codan HF Express and STANAG 5066 works in conjunction with the Codan 3112 High Speed Data Modem, which has unsurpassed on-air performance in extreme conditions. With up to 9600bps on-air data rates over HF without using compression, users don't need to modify files to ensure delivery; they simply send and forget.</p> <p>COMPRISING:</p> <ul style="list-style-type: none"> • CDROM including HF Express and STANAG 5066 software and all documentation • Single user license for installation upon one computer <p>STANDARD FEATURES:</p> <ul style="list-style-type: none"> • Easy to install and maintain • Simple to use • Instantaneous interactive communication • Fully integrated HF Chat and file transfer solution • Fully interoperable with other HF Chat solutions, i.e. NATO Chat • Automatic repeat request (ARQ) • Automatic Data Rate Change to match changing channel conditions • Robust high integrity modem waveforms • Unsurpassed on-air performance under extreme conditions <p>SYSTEM REQUIREMENTS:</p> <ul style="list-style-type: none"> • Codan 3112 High Speed HF Data Modem • Codan 2110 Manpack Transceiver fitted with: <ul style="list-style-type: none"> • Opt 2.7 kHz BW Filter (Factory Fit), part number 15-10529-000 • Desktop PC or laptop with Microsoft Windows™ 2000/XP installed and an Ethernet or spare RS232 serial port <p>NOTE:</p> <p>For encrypted data communications, the 3112 High Speed Data Modem for NGT with synchronous card and cable (MODEM-3112-NGT-SYNC-DK-2M), and an external data encryptor are recommended for desktop PC applications.</p>



3012 HF DATA MODEM (NO CABLES)

PRODUCT	PART NO.	DESCRIPTION
---------	----------	-------------



MODEM-3012-NC

3012 HF Data Modem (No Cables)

The 3012 HF Data Modem provides reliable and cost-effective computer text and data communication capabilities for organisations operating in remote areas with little or no telecommunications infrastructure.

COMPRISING:

- 08-05877-004
- 08-04515-001
- 30-11208-000
- 15-04104-CD

- 3012 HF Data Modem
- Earth Wire, 0.5 m
- Self Adhesive Rubber Feet (x4)
- 3012 HF Data Modem User Guide on CDROM (English)

STANDARD FEATURES:

- Up to 6000 bps, error-free data transmission with compression
- In-built data compression
- Backwards compatible with the Codan 9001/9002 HF Data Modems
- Data scrambled for security
- In-built serial port optical isolator
- Easy to use AT command interface

AVAILABLE OPTIONS:

- Support for UUPlus *Email for HF* Client or Server software, see page 103, *UUPlus Software*

3012 HF DATA MODEM FOR 2110 WITH 6 M RS232 CABLE

PRODUCT	PART NO.	DESCRIPTION
	MODEM-3012-2110-6M	3012 HF Data Modem for 2110 with 6 m RS232 Cable This configuration consists of a 3012 HF Data Modem, 9-pin D Plug to 25-pin D Socket Adaptor, 6 m Data Interface Cable, and 1 m 2110 Manpack to 3012 Modem Cable.
		NOTE: This configuration replaces previous part number 08-05877-003.
	MODEM-3012-NC	3012 HF Data Modem (No Cables) COMPRISING: 08-05877-004 3012 HF Data Modem 08-04515-001 Earth Wire, 0.5 m 30-11208-000 Self Adhesive Rubber Feet(x4) 15-04104-CD 3012 HF Data Modem User Guide on CDROM (English)
	60-00098-590	9-pin D Plug to 25-pin D Socket Adaptor
	08-05086-006	Data Interface Cable, 6 m
	08-06422-001	2110 Manpack to 3012 Modem Cable, 1 m

3012 ACCESSORIES

PRODUCT	PART NO.	DESCRIPTION
	15-00136	Cradle, HF Data Modem Vehicle Mounting
	78-01031	Adaptor, USB to DB-9, Serial USB V1.1 compliant and supports Microsoft Windows™ 2000/XP.
	60-00098-590	Adaptor, 9-pin D Plug to 25-pin D Socket
	08-05086-001	Cable, Data Interface, 2 m
	08-05086-006	Cable, Data Interface, 6 m
	08-06422-001	Cable, 2110 Manpack to 3012 Modem, 1 m
	15-04104-##	User Guide, HF Data Modem 3012 Printed User Guide for the 3012 HF Data Modem. See page 125, <i>Language Support</i> for translations of this guide.
	08-05980-001	UUPlus <i>Email for HF Client Software</i> Single user access to UUPlus <i>Email for HF Server Software</i> . For use with the 3012 HF Data Modem.
	08-05981-001	UUPlus <i>Email for HF Server Software</i> Email server with support for up to 25 remote or local users and Internet email access. For use with the 3012 HF Data Modem.

denotes language version

3112 HIGH SPEED HF DATA MODEM (NO CABLES)

PRODUCT	PART NO.	DESCRIPTION
---------	----------	-------------



MODEM-3112-NC

3112 High Speed HF Data Modem (No Cables)

The 3112 High Speed HF Data Modem provides reliable and cost-effective HF data communications for organisations operating in remote areas with little or no telecommunication infrastructure.

COMPRISING:

- 08-06270-001
- 08-04515-001
- 30-11208-000
- 15-04147-CD

- 3112 High Speed HF Data Modem
- Earth Wire, 0.5 m
- Self Adhesive Rubber Feet (x4)
- 3112 HF Data Modem User Guide on CDROM (English)

STANDARD FEATURES:

- Up to 9600 bps error free on-air data rate without compression
- Compatible with MIL-STD-188-110A/B, STANAG 4415, STANAG 4539 & 39 tone parallel modem waveforms
- In-built Automatic Forward Error Correction (FEC)
- Fully programmable via front panel
- Choice of either Ethernet, asynchronous serial port or synchronous serial port for connection to PC
- In-built isolation on all available ports
- Same form factor as Codan NGT Transceiver for easy installation and mounting
- Encryption compatible via synchronous serial port

SYSTEM REQUIREMENTS:

The following 2110 Manpack Transceiver Options are required for operation with the 3112 High Speed HF Data Modem:

15-10529-000 Opt 2.7 kHz BW Filter (Factory Fit)

AVAILABLE OPTIONS:

- Support for HF Express and STANAG 5066 software, see page 105, *HF Express and STANAG 5066 Stack*.

3112 HIGH SPEED HF DATA MODEM FOR 2110 WITH 10 M ETHERNET

PRODUCT	PART NO.	DESCRIPTION
	MODEM-3112-2110-ETH-10M	<p>3112 High Speed HF Data Modem for 2110 with 10 m Ethernet Cable</p> <p>This configuration consists of a 3112 High Speed HF Data Modem, Ferrite Bead Clamp, 10 m Ethernet Crossover and Straight CAT 5-E Cables, 2110 Manpack to 3112 Modem Cable, and Codan HF Express including STANAG 5066 Stack.</p> <p>See page 109, <i>3112 System Requirements</i> for the 2110 Manpack Transceiver Options that are required for operation with the 3112 High Speed HF Data Modem.</p>
	MODEM-3112-NC	<p>3112 High Speed HF Data Modem (No Cables)</p> <p>COMPRISING:</p> <ul style="list-style-type: none"> 08-06270-001 3112 High Speed HF Data Modem 08-04515-001 Earth Wire, 0.5 m 30-11208-000 Self Adhesive Rubber Feet (x4) 15-04147-CD 3112 HF Data Modem User Guide on CDROM (English)
	39-79150-080	Ferrite Bead Clamp
	67-90801	Ethernet Crossover CAT-5E Cable, 10 m Red
	67-90803	Ethernet Straight CAT-5E Cable, 10 m Blue
	08-06786-001	2110 Manpack to 3112 Modem Cable, 1 m
	15-04155-EN	Codan HF Express and STANAG 5066 Stack (English)

3112 ACCESSORIES

PRODUCT	PART NO.	DESCRIPTION
	15-00136	Cradle, HF Data Modem Vehicle Mounting
	78-01031	Adaptor, USB to DB-9, Serial USB V1.1 compliant and supports Microsoft Windows™ 2000/XP.
	60-00098-590	Adaptor, 9-pin D Plug to 25-pin D Socket
	39-79150-080	Ferrite Bead Clamp
	08-06360-002	Cable, 9-way to 9-way Serial Crossover, 2 m
	08-06360-006	Cable, 9-way to 9-way Serial Crossover, 6 m
	67-90800	Cable, Ethernet Crossover CAT-5E, 2 m Red
	67-90801	Cable, Ethernet Crossover CAT-5E, 10 m Red
	67-90802	Cable, Ethernet Straight CAT-5E, 2 m Blue
	67-90803	Cable, Ethernet Straight CAT-5E, 10 m Blue
	08-06786-001	2110 Manpack to 3112 Modem Cable, 1 m
	15-04147-EN	User Guide, HF Data Modem 3112 (English) Printed User Guide for the 3112 High Speed HF Data Modem.




CODAN

get connected. anywhere.
HF RADIO COMMUNICATIONS




2110 Data & Email

This page has been intentionally left blank.

CROSSPATCH FOR 2110

PRODUCT	PART NO.	DESCRIPTION
	XPATCH-2110	3031 Crosspatch for 2110 Codan's leading edge 3031 Crosspatch enables you to carry 'HF on your belt' using a VHF/UHF radio and a Codan NGT Transceiver. It is the practical, effective and affordable solution for any organisation that needs to extend their current HF or VHF/UHF networks.
	08-06730-002 08-06766-001 15-04148-CD 06-02489-EN 15-00145	COMPRISING: <ul style="list-style-type: none"> • 3031 VHF/UHF to HF Crosspatch for 2110 • 3031 to VHF/UHF Transceiver Generic Cable, 2 m • Crosspatch 3031 CD Package (English) • Crosspatch 3031 Quick Reference Cards, English (x2) • Crosspatch 3031 Installation Kit

CROSSPATCH ACCESSORIES

PRODUCT	PART NO.	DESCRIPTION
	08-06766-001	Cable, 3031 to VHF/UHF Transceiver Generic
	06-02489-EN	Quick Reference Card, Crosspatch 3031 (English)
	15-04148-EN	User Guide, Crosspatch 3031 (English) Printed User Guide for the 3031 Crosspatch.



CODAN

get connected. anywhere.
HF RADIO COMMUNICATIONS

2110 Crosspatch

This page has been intentionally left blank.

LONG WIRE & DIPOLES

PRODUCT	PART NO.	DESCRIPTION
 <p>NET WEIGHT: 0.44 kg (0.97 lbs)</p>	15-00454	<p>Ant, Long Wire and Adaptor (1.6–30 MHz) Lightweight Kevlar reinforced Tactical Long Wire antenna.</p> <p>Includes: throw rope, antenna adaptor, winding spool, anchor peg and antenna deployment quick reference card.</p>
 <p>NET WEIGHT: 1.1 kg (2.43 lbs)</p>	15-00458	<p>Ant, End-fed Broadband (3–30 MHz) Lightweight Kevlar reinforced End-fed Broadband Dipole Antenna.</p> <p>Includes: 3 m (10') coaxial feeding cable terminated with BNC connectors with protective caps, broadband antenna balun, throw rope, counterpoise kit, winding spool, anchor peg and antenna deployment quick reference card.</p>
 <p>NET WEIGHT: 2.6 kg (5.73 lbs)</p>	15-00456	<p>Ant, Broadband Dipole (3–30 MHz) Lightweight Kevlar reinforced Tactical Broadband Dipole Antenna.</p> <p>Includes: 10 m (30') coaxial feeding cable terminated with BNC connectors with protective caps, broadband antenna balun, two lots of termination resistors, throw ropes, counterpoise kits, winding spools, anchor pegs and antenna deployment quick reference card.</p>
 <p>NET WEIGHT: 2.7 kg (5.95 lbs)</p>	15-00455	<p>Ant, Wire Dipole (3–30 MHz) Lightweight Kevlar reinforced Tactical Dipole Antenna with tactile length markings.</p> <p>Includes: 10 m (30') coaxial feeding cable terminated with BNC connectors with protective caps, dipole antenna balun, throw rope, antenna adaptor, winding spools, anchor peg and antenna deployment quick reference card.</p>
 <p>NET WEIGHT: 3.3 kg (7.28 lbs)</p>	15-00457	<p>Ant, Dipole and BB kit (2–30 MHz) Lightweight Kevlar reinforced Universal HF Dipole and HF Broadband Dipole Antenna kit.</p> <p>Includes: 10 m (30') coaxial feeding cable terminated with BNC connectors with protective caps, broadband antenna balun, dipole antenna balun, two lots of termination resistors, throw ropes, counterpoise kits, winding spools, anchor pegs and antenna deployment quick reference cards.</p>




CODAN

get connected. anywhere.
HF RADIO COMMUNICATIONS

Antenna Accessories

WHIP ANTENNAS


PRODUCT	PART NO.	DESCRIPTION
 NET WEIGHT: 0.4 kg (0.88 lbs)	15-00452	Ant, 3 m (10') Collapsible Whip Lightweight collapsible 6 section whip antenna with flexible gooseneck.
 NET WEIGHT: 0.25 kg (0.55 lbs)	15-00453	Ant, 1.5 m (5') Tape Whip Foldable tape whip antenna with flexible gooseneck.
 NET WEIGHT: 0.28 kg (0.62 lbs)	15-00459	Ant, 1.5 m (5') Knock Over Whip Lightweight collapsible 3 section knock over whip antenna with flexible gooseneck.


EARTHING

PRODUCT	PART NO.	DESCRIPTION
 NET WEIGHT: 0.16 kg (0.35 lbs)	15-00446	Counterpoise 4-wire kit Lightweight counterpoise and earthing kit.
 NET WEIGHT: 0.08 kg (0.18 lbs)	15-00462	Anchor peg Used in antenna kits to anchor the antenna wires.
 NET WEIGHT: 0.05 kg (0.11 lbs)	08-06259-001	Earth Wire with Clip Earthing wire 1 m (3') with spring clip.



Battery and Charger Accessories

BATTERIES		
PRODUCT	PART NO.	DESCRIPTION
 NET WEIGHT: 2.1 kg (4.63 lbs)	08-06185-001	Battery Pack 12 V 8Ah NiMH Waterproof 2110 Transceiver battery pack with 12 V, 8Ah rechargeable Nickel Metal Hydride battery and battery management controller. Recharges: ~500 (80% capacity) Useable hours: ~30 hrs (using Rx/Tx 9:1)
 NET WEIGHT: 2.9 kg (6.39 lbs)	08-06186-001	Battery Pack 12 V 13Ah NiMH Waterproof 2110 Transceiver battery pack with 12 V, 13Ah rechargeable Nickel Metal Hydride battery and battery management controller. Recharges: ~500 (80% capacity) Useable hours: ~50 hrs (using Rx/Tx 9:1)
 NET WEIGHT: 3.2 kg (7.05 lbs)	08-06188-001	Battery Pack 12 V 7Ah SLA Waterproof 2110 Transceiver battery pack with 12 V, 7Ah rechargeable Sealed Lead Acid battery and battery management controller. Recharges: ~200 (60% capacity) Useable hours: ~15 hrs (using Rx/Tx 9:1)






DC-DC VOLTAGE CONVERTER		
PRODUCT	PART NO.	DESCRIPTION
	15-00576	Voltage Regulator (24 V to 12 V operation 7 A) Enables the operation of 2110 series Transceivers in 24/26 V based systems. Protected from faults such as voltage spikes, overload, short circuits and low voltage input. The unit automatically resets once a fault is removed. Nominal Input: 24 V DC Nominal Output: 12 V @ 7 A Efficiency: Greater than 90% at full load NOTE: The voltage regulator is not waterproof.



CODAN

get connected. anywhere.
HF RADIO COMMUNICATIONS

Battery and Charger Accessories

CHARGERS		
PRODUCT	PART NO.	DESCRIPTION
 NET WEIGHT: 0.37 kg (0.82 lbs)	15-00579	2110 Battery Charger AC 1 A 2110 Battery Charger AC-DC 3121 with choice of AC mains input cable. NOTE: <ul style="list-style-type: none"> When ordering, please specify the required AC input cable plug (AUS, UK, USA or EU). Suitable charger output cable for AC-DC 3121 charger module must be ordered separately.
 NET WEIGHT: 0.5 kg (1.10 lbs)	15-00580	2110 Battery Charger AC 3 A Fast battery charger with output cable and choice of AC mains input cable. Charges the battery directly. NOTE: When ordering, please specify the required AC input cable plug (AUS, UK, USA or EU).
 NET WEIGHT: 0.5 kg (1.10 lbs)	15-00574	2110 Battery Charger DC 1 A 2110 Battery Charger DC-DC 3122 with DC input cables 08-06216-001 and 08-06217-001. NOTE: Suitable charger output cable for DC-DC 3122 charger module must be ordered separately.
 NET WEIGHT: 3.7 kg (8.16 lbs)	15-00578	2110 Hand-powered Battery Charger A portable hand-powered battery charger that is compact and lightweight, and encased in a robust and waterproof aluminium housing. The charger comes with easy to use accessories for simple operation, and a convenient carrying case.
 NET WEIGHT: 1 kg (2.2 lbs)	15-00577	2110 Solar Battery Charger A portable solar-powered 15 W battery charger that uses solid state, thin film solar technology to meet your mobile power needs. It is lightweight, weatherproof and UV resistant, and durable with a tough rip-stop nylon backing.

CHARGER MODULES		
PRODUCT	PART NO.	DESCRIPTION
 <p>NET WEIGHT: 0.25 kg (0.55 lbs)</p>	78-02007	<p>Battery Charger AC-DC 3121 Low noise 2110 battery charger (90–240 V AC input, 15.5 V @ 1 A output). Suitable for charging while operating the transceiver.</p> <p>NOTE: Suitable AC input cable (with AUS, UK, USA or EU plug) and output cable for AC-DC 3121 charger module must be ordered separately.</p>
 <p>NET WEIGHT: 0.4 kg (0.88 lbs)</p>	78-02012	<p>Battery Charger AC-DC 3123 Fast 2110 battery pack charger (90–240 V AC input, 15.5 V @ 3 A output) with output cable. Suitable for direct connection to the battery pack.</p> <p>NOTE: Suitable AC input cable (with AUS, UK, USA or EU plug) must be ordered separately.</p>
 <p>NET WEIGHT: 0.24 kg (0.53 lbs)</p>	78-02008	<p>Battery Charger DC-DC 3122 Low noise 2110 battery charger (12–60 V DC input, 15.5 V @ 1 A output). Suitable for charging while operating the transceiver.</p> <p>NOTE: Suitable DC input cable (with vehicle lighter plug or spring clips adaptor) and output cable for DC-DC 3122 charger module must be ordered separately.</p>






CODAN

get connected. anywhere.
HF RADIO COMMUNICATIONS

Battery and Charger Accessories

CHARGER OUTPUT CABLES



PRODUCT	PART NO.	DESCRIPTION
 NET WEIGHT: 0.08 kg (0.18 lbs)	08-06215-001	Cable, charger O/P, 19way Used to charge the 2110 series Transceivers via the front panel.
 NET WEIGHT: 0.08 kg (0.18 lbs)	08-06738-001	Cable, charger O/P, 5way Used to charge the 2110v transceiver via the front panel.
 NET WEIGHT: 0.08 kg (0.18 lbs)	08-06214-001	Cable, Charger O/P, 6way Used to charge the battery directly.

Battery and Charger Accessories

CHARGER INPUT CABLES AC

PRODUCT	PART NO.	DESCRIPTION
 NET WEIGHT: 0.1 kg (0.22 lbs)	67-90200	Cable, 2C AUS IEC C7 2 m IEC 2-wire mains cable with AUS plug.
 NET WEIGHT: 0.13 kg (0.29 lbs)	67-90201	Cable, 2C UK IEC C7 2 m IEC 2-wire mains cable with UK plug.
 NET WEIGHT: 0.16 kg (0.35 lbs)	67-90202	Cable, 2C USA IEC C7 2 m IEC 2-wire mains cable with USA plug.
 NET WEIGHT: 0.09 kg (0.198 lbs)	67-90203	Cable, 2C EU IEC C7 2 m IEC 2-wire mains cable with EU plug.

CHARGER INPUT CABLES DC

PRODUCT	PART NO.	DESCRIPTION
 NET WEIGHT: 0.11 kg (0.24 lbs)	08-06216-001	Cable, DC Charger I/P, Lighter Adaptor DC input cable to connect an in-vehicle lighter socket to DC-DC 3122 charger module.
 NET WEIGHT: 0.15 kg (0.33 lbs)	08-06217-001	Cable, DC Charger I/P, Clips Adaptor DC input cable with spring clips to connect DC power source to DC-DC 3122 charger module.



CODAN

get connected. anywhere.
HF RADIO COMMUNICATIONS

Battery and Charger Accessories

This page has been intentionally left blank.

BACKPACKS		
PRODUCT	PART NO.	DESCRIPTION
 <p>NET WEIGHT: 4.3 kg (9.48 lbs)</p>	15-00216	<p>Backpack, External Frame</p> <p>Heavy duty backpack with external frame and ergonomic shoulder harness with ventilation panel for comfort. It has side, bottom and front pockets for transceiver accessories, reference materials, and personal items. The modular external frame allows for additional loads of up to 50 kg.</p> <p>Made from 1000 Denier Black bulked filament nylon, black co-polymer frame.</p>
 <p>NET WEIGHT: 1.23 kg (2.71 lbs)</p>	15-00218	<p>Backpack, Softpack</p> <p>Lightweight, compact and comfortable backpack providing storage for transceiver, all accessories as well as personal items.</p> <p>Made from Black Cordura.</p>

MOUNTING ACCESSORIES		
PRODUCT	PART NO.	DESCRIPTION
 <p>NET WEIGHT: 1.7 kg (3.75 lbs)</p>	15-00139	<p>Cradle, 2110/2110v with Screws</p> <p>Heavy duty docking cradle used to secure the 2110 or 2110v transceiver in a vehicle. With quick release latches and screw kit, the radio can be easily docked with the battery pack attached.</p>
 <p>NET WEIGHT: 2.5 kg (5.51 lbs)</p>	15-00140	<p>Cradle, 2110 with Interface Adaptor</p> <p>Transceiver cradle (part number 15-00139) plus an interface adaptor for external antenna, GPS, data interfaces, and DC battery charger. Includes a speaker amplifier and external speaker, and can be adapted to interface with a VP-116 Voice Privacy Unit via an NGT VP-116 Interface cable (part number 08-06213-001).</p> <p>NOTE: Cannot be used with the 2110v Transceiver.</p>
 <p>NET WEIGHT: 1.9 kg (4.19 lbs)</p>	15-00141	<p>Cradle, 2110 with 9350 Interface</p> <p>Suitable for interfacing with the 9350 Automatic Tuning Whip Antenna and a DC battery charger. For 9350 ordering details, refer to the HF Radio Communications International Product Catalogue.</p> <p>NOTE: Cannot be used with the 2110v Transceiver.</p>
 <p>NET WEIGHT: 0.3 kg (0.66 lbs)</p>	15-00143	<p>2110 External DC for Cradle</p> <p>Backpanel for the transceiver cradle that provides DC connection for the transceiver directly to the vehicle battery.</p> <p>NOTE:</p> <ul style="list-style-type: none"> The transceiver cradle is only shown for illustration purposes. Voltage regulator (part number 15-00576) is available for 24 V vehicle operation. See page 117, <i>DC-DC Voltage Converter</i>.
 <p>NET WEIGHT: 1.7 kg (3.75 lbs)</p>	15-00144	<p>2110 External DC Vehicle Kit</p> <p>Complete vehicle installation kit incorporating the external DC backpanel (part number 15-00143). It provides DC connection for the transceiver directly to the vehicle battery.</p> <p>NOTE: Voltage regulator (part number 15-00576) is available for 24 V vehicle operation. See page 117, <i>DC-DC Voltage Converter</i>.</p>

product

Chào mừng đến với CODAN

مرحبا في كودان

欢迎光临

Bienvenue

CODAN

Welcome

Bem vindo à CODAN

Добро

компании CODAN

Bienvenue

مرحبا في كودان

欢迎光临

Bienvenue à CODAN

Selamat Datang di CODAN

ຍິນດີຕ້ອນຮັບເຂົ້າສູ່ CODAN

Chào mừng đến với CODAN

مرحبا في كودان

欢迎光临 CODAN

Bienvenue à CODAN

Selamat Datang di CODAN

CODANへようこそ

CODAN을 찾아주세요

Welcome to CODAN

Bem vindo à CODAN

Добро пожаловать на

Bienvenido a CODAN

ຍິນດີຕ້ອນຮັບເຂົ້າສູ່ CODAN

Chào mừng đến với CODAN

مرحبا في كودان

欢迎光临 CODAN

Bienvenue à CODAN





CODAN

get connected. anywhere.
HF RADIO COMMUNICATIONS

Language Support

ENGLISH MANUALS

PRODUCT	PART NO.	DESCRIPTION
	15-04127-EN	NGT Transceiver Getting Started Guide, includes Reference Manual on CDROM
	15-04140-EN	NGT SRx Transceiver Getting Started Guide, includes Reference Manual on CDROM
	15-04136-EN	2110 SSB Transceiver Getting Started Guide, includes Reference Manual on CDROM
	15-04104-EN	User Guide, HF Data Modem 3012
	15-04131-EN	Reference Manual, High Power Amplifiers 3061/3062
	15-04102-EN	Reference Manual, Remote Control NGT Systems
	15-04142-EN	Installation Handbook, Automatic Tuning Whip Antenna 9350

FRENCH MANUALS

PRODUCT	PART NO.	DESCRIPTION
	15-04127-FR	NGT Transceiver Getting Started Guide, includes Reference Manual on CDROM
	15-04140-FR	NGT SRx Transceiver Getting Started Guide, includes Reference Manual on CDROM
	15-04136-FR	2110 SSB Transceiver Getting Started Guide, includes Reference Manual on CDROM
	15-04104-FR	User Guide, HF Data Modem 3012
	15-04102-FR	Reference Manual, Remote Control NGT Systems
	15-04142-FR	Installation Handbook, Automatic Tuning Whip Antenna 9350

SPANISH MANUALS

PRODUCT	PART NO.	DESCRIPTION
	15-04127-ES	NGT Transceiver Getting Started Guide, includes Reference Manual on CDROM
	15-04140-ES	NGT SRx Transceiver Getting Started Guide, includes Reference Manual on CDROM
	15-04136-ES	2110 SSB Transceiver Getting Started Guide, includes Reference Manual on CDROM
	15-04131-ES	Reference Manual, High Power Amplifiers 3061/3062
	15-04142-ES	Installation Handbook, Automatic Tuning Whip Antenna 9350





CODAN

get connected. anywhere.
HF RADIO COMMUNICATIONS

Language Support

ARABIC MANUALS

PRODUCT	PART NO.	DESCRIPTION
	15-04140-AR	NGT SRx Transceiver Getting Started Guide, includes Reference Manual on CDROM
	15-04136-AR	2110 SSB Transceiver Getting Started Guide, includes Reference Manual on CDROM



CODAN

get connected. anywhere.
HF RADIO COMMUNICATIONS

Shipping Weights

SHIPPING WEIGHTS			
PART NO.	DESCRIPTION	BOX TYPE	PACKED WGHT (kg)
2110-TCVR	2110 SSB Transceiver Kit	B2	5.0
	2110 Patrol Configuration	CMR	11.0
	2110 Explorer Configuration	AA + BPK	14.5
	2110 Homeland Security Configuration	AA + BPK	16.0
ANT-9350-NC	9350 Automatic Tuning Whip (No Cables)	D	8.6
ANT-9350-6M	9350 Automatic Tuning Whip with 6 m Cables	D	9.28
CONTROL-POINT-ASR-6M	NGT ASR Control Point Kit	B	2.5
CONTROL-POINT-SR-6M	NGT SR Control Point Kit	B	2.5
HIGH-PWR-500	3061 500 W Power Amplifier	HPPA1, HPPA2	35.0
HIGH-PWR-1000	3062 1 kW Power Amplifier	HPPA1, HPPA2	47.0
MODEM-3012-NC	3012 HF Data Modem (No Cables)	PSU	2.99
MODEM-3012-NGT-2M	3012 HF Data Modem for NGT with 2 m RS232 Cable	PSU	3.37
MODEM-3012-NGT-6M	3012 HF Data Modem for NGT with 6 m RS232 Cable	PSU	3.59
MODEM-3012-2110-6M	3012 HF Data Modem for 2110 with 6 m RS232 Cable	PSU	3.56
MODEM-3112-NC	3112 High Speed HF Data Modem (No Cables)	B	4.39
MODEM-3112-NGT-ETH-2M	3112 High Speed HF Data Modem for NGT with 2 m Ethernet Cable	B	4.74
MODEM-3112-NGT-ETH-10M	3112 High Speed HF Data Modem for NGT with 10 m Ethernet Cable	B	5.58
MODEM-3112-NGT-SYNC-DK-2M	3112 High Speed HF Data Modem for NGT with 2 m Synchronous Cable	B	5.0
MODEM-3112-2110-ETH-10M	3112 High Speed HF Data Modem for 2110 with 10 m Ethernet Cable	B	5.25
NGT-ASR-BASE-CON	NGT ASR Base Station Configuration	A, PSU, T463	20.0
NGT-ASR-MOB	NGT ASR Mobile Configuration	B, D	18.0
NGT-ASR-TCVR	NGT ASR Transceiver	B	7.0
NGT-SR-BASE-CON	NGT SR Base Station Configuration	A, PSU, T463	20.0
NGT-SR-MOB	NGT SR Mobile Configuration	B, D	18.0
NGT-SR-TCVR	NGT SR Transceiver	B	7.0
NGT-SRX-BASE	NGT SRx Base Station Configuration	A, PSU, T463	20.0



SHIPPING WEIGHTS			
PART NO.	DESCRIPTION	BOX TYPE	PACKED WGHT (kg)
NGT-SRX-MOB	NGT SRx Mobile Configuration	B, D	18.0
NGT-SRX-TCVR	NGT SRx Transceiver	B	7.0
NGT-VR-BASE	NGT VR Base Station Configuration	A, PSU, T463	20.0
NGT-VR-MOB	NGT VR Mobile Configuration	B, D	18.0
NGT-VR-TCVR	NGT VR Transceiver	B	7.0
REMOTE-NRI-CTRL-2W	NGT Remote Interface Control Site - 2 Wire Interface	B	4.63
REMOTE-NRI-TCVR-2W	NGT Remote Interface Transceiver Site - 2 Wire Interface	B	4.16
REMOTE-SPLIT-CTRL-8571-2W	NGT Split-site Control Site - 2 Wire Interface	B	6.99
REMOTE-SPLIT-RX-8571-2W	NGT Split-site Receive Site - 2 Wire Interface	B	6.49
REMOTE-SPLIT-TX-8571-2W	NGT Split-site Transmit Site - 2 Wire Interface	B	6.39
REMOTE-SPLIT-CTRL-8571-4W	NGT Split-site Control Site - 4 Wire Interface	B	6.91
REMOTE-SPLIT-RX-8571-4W	NGT Split-site Receive Site - 4 Wire Interface	B	6.41
REMOTE-SPLIT-TX-8571-4W	NGT Split-site Transmit Site - 4 Wire Interface	B	6.31
XPATCH-NGT	3031 Crosspatch for NGT	L	0.84
XPATCH-2110	3031 Crosspatch for 2110	L	0.84
05-06374	Earth Braid, 1.5 m	M	0.5
06-02489-EN	Quick Reference Card, Crosspatch 3031 (English)	L	0.32
08-01233	Strain Relief	L	0.5
08-01503-002	Cable, Coaxial Assembly (RG58) Fitted with UHF Type Weatherproof Connectors, 2 m	M	0.5
08-01503-006	Cable, Coaxial Assembly (RG58) Fitted with UHF Type Weatherproof Connectors, 6 m	L	0.5
08-01503-008	Cable, Coaxial Assembly (RG58) Fitted with UHF Type Weatherproof Connectors, 8 m	L	0.5
08-01503-030	Cable, Coaxial Assembly (RG58) Fitted with UHF Type Weatherproof Connectors, 30 m	B	3.0
08-03255	Cable, Battery, 6 m	L	0.5



Shipping Weights

SHIPPING WEIGHTS			
PART NO.	DESCRIPTION	BOX TYPE	PACKED WGHT (kg)
08-04146-001	Cable, 6-way Phone	M	0.5
08-04284	Cable, Phone Plug Adaptor Modular to 604 Plug	M	0.5
08-04515-001	Earth Wire, 0.5 m	M	0.5
08-04835-013	Tuner, 9103 Automatic Antenna with 10 m Cables	B	4.0
08-04835-015	Tuner, 9103 Automatic Antenna with 30 m Cables	B	4.0
08-04971-010	Cable, Coaxial Assembly (RG213) Fitted with UHF Type Weatherproof Connectors, 10 m	A	2.0
08-04971-030	Cable, Coaxial Assembly (RG213) Fitted with UHF Type Weatherproof Connectors, 30 m	A	5.0
08-04971-040	Cable, Coaxial Assembly (RG213) Fitted with UHF Type Weatherproof Connectors, 40 m	A	7.0
08-05063-001	9350 Main Assembly	D	7.0
08-05086-001	Cable, Data Interface, 2 m	L	0.5
08-05086-006	Cable, Data Interface, 6 m	L	0.5
08-05123-001	Cable, NSP Interface	M	0.5
08-05140-001	9350 Spring	L	1.0
08-05244-001	Cable, Power Adaptor –Telephone	L	0.5
08-05288-009	Rack Cabinet, 9RU High, 19" Format, 500 mm Deep	R	15.0
08-05288-018	Rack Cabinet, 18RU High, 19" Format, 500 mm Deep	H	24.0
08-05354-100	RTU292 Radio/Telephone Interface Unit	A	7.0
08-05362-001	GPS Receiver/Antenna for SR and ASR	L	0.67
08-05399-001	Cable, Battery Paralleling (+ve)	M	0.5
08-05399-002	Cable, Battery Paralleling (-ve)	M	0.5
08-05610-001	Cable, CIB Interface, 0.5 m	M	0.5
08-05610-002	Cable, CIB Interface, 2 m	M	0.5
08-05610-006	Cable, CIB Interface, 6 m	P4	0.5
08-05610-030	Cable, CIB Interface, 30 m	1/2B	3.0
08-05627-006	Cable, 9350 to NGT Control, 6 m	L	0.5
08-05627-008	Cable, 9350 to NGT Control, 8 m	L	0.5
08-05627-030	Cable, 9350 to NGT Control, 30 m	B	3.0
08-05628-001	NGT SR 2010 RF Unit	B	5.0
08-05628-004	NGT VR 2011 RF Unit	B	5.0



SHIPPING WEIGHTS			
PART NO.	DESCRIPTION	BOX TYPE	PACKED WGHT (kg)
08-05628-007	NGT ASR 2010 RF Unit	B	5.0
08-05628-009	NGT SRx 2012 RF Unit	B	5.0
08-05629-001	NGT SR 2020 Handset	L	0.3
08-05629-002	NGT VR 2020 Handset	L	0.3
08-05629-007	NGT ASR 2020 Handset	L	0.3
08-05629-009	NGT SRx 2020 Handset	L	0.3
08-05630-001	NGT SR 2030 Junction Box	1/2B	0.5
08-05630-005	Split-site Interface Control Junction Box	1/2B	0.5
08-05630-007	NGT ASR 2030 Junction Box	1/2B	0.5
08-05712-001	Cable, NGT to 3012 Modem, 1 m	L	0.5
08-05712-006	Cable, NGT to 3012 Modem, 6 m	L	0.72
08-05847-001	Interface Adaptor	M	0.2
08-05858-001	Cable, NRI to Line Modem	M	0.5
08-05859-001	Cable, Power NRI to Line Modem	M	0.5
08-05864-001	3030 NGT Remote Interface Unit	B	2.0
08-05866-001	Cable, NGT to RTU292 with Signal Busying	M	0.5
08-05868-001	Cable, Power to RF Unit and NRI	M	0.5
08-05876-001	Power Supply Unit, 13.5 V 2.7 A with Lugs	1/2B	0.5
08-05877-004	3012 HF Data Modem	B	2.74
08-05920-001	Cable, DC Extension, 1 m	M	0.2
08-05956-001	Cable, High Power Amplifier Controller	L	0.5
08-05974-001	3061 500 W Power Amplifier	HPPA1	20.0
08-05975-001	3062 1 kW Power Amplifier	HPPA1	27.0
08-05980-001	UUPlus <i>Email for HF</i> Client Software	1/2B	0.5
08-05981-001	UUPlus <i>Email for HF</i> Server Software	1/2B	0.5
08-05989-001	Cable, Power Adaptor, Split-site	M	0.5
08-05990-001	Cable, 8571 Split-site Remote Interface to NGT	M	0.5
08-05994-001	8571 NGT Remote Control Interface	B	2.0
08-06022-001	Cable, NGT Control, 6 m	M	1.0
08-06054-001	3020 Heavy Duty Transceiver Supply with Australian Lead	PSU	3.0



Shipping Weights

SHIPPING WEIGHTS			
PART NO.	DESCRIPTION	BOX TYPE	PACKED WGHT (kg)
08-06054-002	3020 Heavy Duty Transceiver Supply with EU Lead	PSU	3.0
08-06054-003	3020 Heavy Duty Transceiver Supply with UK Lead	PSU	3.0
08-06054-004	3020 Heavy Duty Transceiver Supply with US Lead	PSU	3.0
08-06054-005	3020 Heavy Duty Transceiver Supply with EU & UK Leads	PSU	3.0
08-06067-001	3061 500 W Power Supply Unit	HPPA2	14.0
08-06102-001	3062 1 kW Power Supply Unit	HPPA2	17.0
08-06130-001	Basic High Power Rack Configuration	H	90
08-06130-002	Remote Control, High Power Rack Configuration	H	90
08-06130-003	Remote Control and Data Modem High Power Rack Configuration	H	90
08-06130-004	Split-site Remote Control High Power Rack Configuration	H	90
08-06155-001	2110 SSB Tcwr Unit (1.5 ppm)	PSU	3.5
08-06155-002	2110 SSB Tcwr Unit (0.5 ppm)	PSU	3.5
08-06155-003	2110v SSB Tcwr Unit (1.5 ppm)	PSU	3.5
08-06185-001	Battery Pack 12 V 8Ah NiMH	1/2B	2.6
08-06186-001	Battery Pack 12 V 13Ah NiMH	1/2B	3.4
08-06188-001	Battery Pack 12 V 7Ah SLA	1/2B	3.7
08-06214-001	Cable, Charger O/P, 6way	M	0.3
08-06215-001	Cable, charger O/P, 19way	M	0.3
08-06216-001	Cable, DC Charger I/P, Lighter Adaptor	M	0.4
08-06217-001	Cable, DC Charger I/P, Clips Adaptor	M	0.4
08-06222-001	NGT ASR VP-116 Junction Box	1/2B	0.5
08-06237-001	Cable, 2110 Prog 19way MIL-D9F	M	0.5
08-06259-001	Earth Wire with Clip	M	0.3
08-06270-001	3112 High Speed HF Data Modem	B	4.34
08-06330-001	Cable, NGT to Q9600 Modem, 1 m	M	0.5
08-06356-001	Cable, NGT to 3112 Modem, 1 m	L	0.42
08-06356-006	Cable, NGT to 3112 Modem, 6 m	L	0.76
08-06360-002	Cable, 9-way to 9-way Serial Crossover, 2 m	L	0.42
08-06360-006	Cable, 9-way to 9-way Serial Crossover, 6 m	L	0.55



SHIPPING WEIGHTS			
PART NO.	DESCRIPTION	BOX TYPE	PACKED WGHT (kg)
08-06361-002	Cable, Serial 25-way to 25-way, 2 m	L	0.55
08-06361-006	Cable, Serial 25-way to 25-way, 6 m	L	0.83
08-06380-001	Cable, Serial 4-way/6-way to D9F	M	0.5
08-06421-001	Cable, VP-116 Interface	M	0.5
08-06422-001	Cable, 2110 Manpack to 3012 Modem, 1 m	L	0.46
08-06454-001	NGT to MICOM Interface Box	L	0.49
08-06730-001	3031 VHF/UHF to HF Crosspatch for NGT	L	0.54
08-06730-002	3031 VHF/UHF to HF Crosspatch for 2110	L	0.59
08-06737-001	Cable, 2110v Prog 5way MIL-D9F	M	0.5
08-06738-001	Cable, charger O/P, 5way	M	0.3
08-06739-001	Tuner, SG235C 500 W PEP (modified for 300 W Avg)	B	3.5
08-06740-030	Cable, SG235C Control, 30 m	1/2B	3.0
08-06766-001	Cable, 3031 to VHF/UHF Transceiver Generic, 2 m	L	0.5
08-06786-001	Cable, 2110 Manpack to 3112 Modem, 1 m	L	0.44
15-00129	NGT Handset Cradle Kit	M	0.5
15-00134	NGT Remote Control Earth Kit for the Remote Site	L	0.5
15-00135	NGT Remote Control Earth Kit for the Control Site	L	0.1
15-00136	Cradle, NGT RF Unit Mounting/3012 HF Data Modem	B	2.3
15-00139	Cradle, 2110/2110v with Screws	B	2.5
15-00140	Cradle, 2110 with Interface Adpactor	B	3.5
15-00141	Cradle, 2110 with 9350 Interface	B	2.6
15-00143	2110 External DC for Cradle	L	0.3
15-00144	2110 External DC Vehicle Kit	1/2B	2.1
15-00145	Crosspatch 3031 Installation Kit	P1	0.12
15-00158	Earth Mat for Base Whip Antenna, Ground Installations	406A	3.0
15-00159	Radial Ground Plane for Base Whip Antenna, Roof Installations	B	6.0
15-00163	Earth Stake	C	2.0
15-00164-010	19" Rack-mounting Frame for 8571 Split-site Remote Interface	A	2.0
15-00172-001	NGT Universal 19" Rack-mounting Tray 3RU with Blank Front Panel	F	2.0



Shipping Weights

SHIPPING WEIGHTS			
PART NO.	DESCRIPTION	BOX TYPE	PACKED WGHT (kg)
15-00172-002	NGT Universal 19" Rack-mounting Tray 3RU, Front Panel with Speaker Grill and Mounting Holes	F	2.5
15-00173	Set of 1RU + 2RU Blank Front Panels	B	0.6
15-00175	19" Rack-mounting Frame suitable for 3020 Heavy Duty Transceiver Supply	T	2.39
15-00176	19" Rack-mounting Frame suitable for 3012, 3112 or 3212 HF Data Modems	T	2.39
15-00180	Complete Vehicle Installation Kit	B	2.5
15-00216	Backpack, External Frame	BPK	5.5
15-00218	Backpack, Softpack	B2	2.5
15-00323	NVIS Kit	C	2.0
15-00403	Ant, Active Tuned Long Wire (2–30 MHz)	B	1.0
15-00406-001	Ant, Base Whip, Ground Mounting (9.5 m/31 ft Unloaded)	406	7.0
15-00406-002	Ant, Base Whip, Roof Mounting (9.5 m/31 ft Unloaded)	406A	7.0
15-00422-012	Mast, Guyed 12 m with Erection Kit	M1, M2	47.0
15-00422-015	Mast, Guyed 15 m with Erection Kit	M3, M4	51.0
15-00444	Cable Kit, RG213 Antenna Feed, 30 m Fitted with UHF Type Weatherproof Connectors, Suitable Cable Strain Relief and Shackle	A	4.0
15-00446	Counterpoise 4-wire kit	M	0.5
15-00448	Cable Kit, RG213 Antenna Feed, 50 m Fitted with UHF Type Weatherproof Connectors, Suitable Cable Strain Relief and Shackle	A	4.0
15-00449	Cable Kit, RG213 Antenna Feed, 100 m Fitted with UHF Type Weatherproof Connectors, Suitable Cable Strain Relief and Shackle	A	10.0
15-00452	Ant, 3 m (10') Collapsible Whip	1/2C	1.4
15-00453	Ant, 1.5 m (5') Tape Whip	1/2C	1.3
15-00454	Ant, Long Wire and Adaptor (1.6–30 MHz)	L	0.8
15-00455	Ant, Wire Dipole (3–30 MHz)	1/2B	3.2
15-00456	Ant, Broadband Dipole (3–30 MHz)	1/2B	3.1
15-00457	Ant, Dipole and BB kit (2–30 MHz)	1/2B	3.8
15-00458	Ant, End-fed Broadband (3–30 MHz)	1/2B	1.6
15-00459	Ant, 1.5 m (5') Knock Over Whip	1/2C	1.3



SHIPPING WEIGHTS			
PART NO.	DESCRIPTION	BOX TYPE	PACKED WGHT (kg)
15-00462	Anchor peg	L	0.4
15-00463-001	Ant, Multi-wire Broadband Dipole (2–30 MHz, 250 W PEP)	T463	6.0
15-00463-002	Ant, Multi-wire Broadband Dipole (2–30 MHz, 500 W PEP)	T463	8.0
15-00463-003	Ant, Multi-wire Broadband Dipole (2–30 MHz, 1 kW PEP)	T463	9.0
15-00464	Lightning Arrestor	M	0.5
15-00508	Voltage Regulator (24 V to 12 V operation 20 A)	B	1.2
15-00531	Solar Power Supply 40 W	SOLA	9.0
15-00532	Solar Power Supply 80 W	SOLA	18.0
15-00533	Solar Power Supply 240 W	533A, C	44.0
15-00574	2110 Battery Charger DC 1 A	L	0.7
15-00576	2110 Voltage Regulator (24 V to 12 V operation 7 A)	L	0.98
15-00577	2110 Solar Battery Charger	1/2B	3.0
15-00578	2110 Hand-powered Battery Charger	F	5.0
15-00579	2110 Battery Charger AC 1 A	L	0.7
15-00580	2110 Battery Charger AC 3 A	L	0.7
15-00602	Headphones	B	1.0
15-00649	External Speaker with 4 m Lead	1/2B	0.5
15-00702	Cable Kit for Float Charge	L	2.0
15-00704	Vehicle Interference Suppression Kit	L	1.0
15-00711	Fuse Holder with 32 A Fuse	L	0.5
15-00712	Fuse, 32 A	M	0.5
15-00765	GPS Receiver/Antenna for VR and SRx	L	0.67
15-00766	NGT (VR and SRx) Desk Console	1/2B	1.5
15-00769	HAL FAX	PSU	4.1
15-02063-CD	NGT Transceiver System Technical Service Manual on CDROM (English)	M	0.25
15-02063-EN	NGT Transceiver System Technical Service Manual (English)	B	3.0
15-02071-EN	2110 series Technical Service Manual + CDROM (English)	B	3.0



SHIPPING WEIGHTS			
PART NO.	DESCRIPTION	BOX TYPE	PACKED WGHT (kg)
15-04033-EN	Installation and Operation Handbook, Automatic Antenna Tuner Type 9103 (English)	L	0.5
15-04102-##	Reference Manual, Remote Control NGT Systems	L	0.5
15-04104-##	User Guide, HF Data Modem 3012	L	0.5
15-04104-CD	User Guide, HF Data Modem 3012 (English)	M	0.25
15-04125-EN	Reference Manual, Split-site Remote Control NGT Systems (English)	L	0.5
15-04127-##	NGT Transceiver Getting Started Guide, includes Reference Manual on CDROM	L	0.5
15-04128-EN	System Programmer CD (English)	M	0.25
15-04130-EN	NGT Telephone Interconnect Management Software	1/2B	0.5
15-04131-##	Reference Manual, High Power Amplifiers 3061/3062	L	0.5
15-04133-EN	Reference Manual, NGT Telephone Station (English)	L	0.5
15-04136-##	2110 SSB Transceiver Getting Started Guide, includes Reference Manual on CDROM	M	0.5
15-04137-EN	NGT ASR Transceiver Getting Started Guide, includes Reference Manual on CDROM (English)	L	0.5
15-04140-##	NGT SRx Transceiver Getting Started Guide, includes Reference Manual on CDROM	L	0.5
15-04142-##	Installation Handbook, Automatic Tuning Whip Antenna 9350	L	0.5
15-04147-CD	User Guide, HF Data Modem 3112 on CDROM (English)	M	0.25
15-04147-EN	User Guide, HF Data Modem 3112 (English)	L	0.48
15-04148-CD	User Guide, Crosspatch 3031 on CDROM (English)	M	0.25
15-04148-EN	User Guide, Crosspatch 3031 (English)	L	0.5
15-04155-EN	Codan HF Express and STANAG 5066 Stack (English)	P1	0.14
15-10469	Opt Fan (Retro Fit)	1/2B	0.5
15-10471	NGT (SR and ASR) Desk Console (Retro Fit)	1/2B	1.0
15-10507	Opt Voice Encryptor (Retro Fit)	1/2B	0.5
15-10509	Opt 2 W, 2-wire (Retro Fit)	1/2B	0.5
15-10510	Opt 4 W, 4-wire I/F Master Site (Retro Fit)	1/2B	0.5
15-10510-002	Opt 4 W, 4-wire I/F Master Site	1/2B	0.5
15-10510-003	Opt 4 W, 4-wire I/F Slave Tx Site	1/2B	0.5
15-10510-004	Opt 4 W, 4-wire I/F Slave Rx Site	1/2B	0.5

denotes language version, see page 125, [Language Support](#)



SHIPPING WEIGHTS			
PART NO.	DESCRIPTION	BOX TYPE	PACKED WGHT (kg)
30-35002-006	19" 1RU Vent Panel	406A	1.0
30-35002-019	19" 4RU Vent Panel	406A	2.0
30-35002-020	Fixed Equipment Rail, 457 mm Long	406A	0.5
30-37601-002	Copper Earth Strip (per metre)	M	0.5
30-38000-002	Shackle	L	0.1
39-79150-080	Ferrite Bead Clamp	P1	0.13
60-00063-501	6-way Modular Wall Mounting Socket	L	0.1
60-00098-590	Adaptor, 9-pin D Plug to 25-pin D Socket	P1	0.13
65-72000-012	Battery, Lead acid 12 V 90Ah (supplied dry charged)	–	18.0
65-72003	Battery, 12 V 100Ah Gelcell	–	39.0
65-72004	Battery, 12 V 185Ah Gelcell	–	65.0
67-90200	Cable, 2C IEC C7 AUS, 2 m	L	0.5
67-90201	Cable, 2C IEC C7 UK, 2 m	L	0.5
67-90202	Cable, 2C IEC C7 US, 2 m	L	0.5
67-90203	Cable, 2C IEC C7 EU, 2 m	L	0.5
67-90305	Cable, 3C Blk Mld IEC AUS, 2 m	L	0.5
67-90306	Cable, 3C Blk Mld IEC UK, 2 m	L	0.5
67-90307	Cable, 3C Blk Mld IEC US, 2 m	L	0.5
67-90308	Cable, 3C Blk Mld IEC EU, 2 m	L	0.5
67-90309	Cable, 3C Blk Mld IEC320-UK, 2 m	L	0.5
67-90800	Cable, Ethernet Crossover CAT-5E, 2 m Red	L	0.38
67-90801	Cable, Ethernet Crossover CAT-5E, 10 m Red	L	0.64
67-90802	Ethernet Straight CAT-5E Cable, 2 m Blue	L	0.38
67-90803	Ethernet Straight CAT-5E Cable, 10 m Blue	L	0.64
78-01012	Ant, Semi-delta (2–14 MHz, 400 W PEP) with Low Frequency Kit	T	6.0
78-01017	Ant, Travelling Wave Dipole (2–10 MHz, 1 kW PEP)	408L1, 408L2	14.0
78-01018	Ant, Travelling Wave Dipole (3–15 MHz, 1 kW PEP)	408L1, 408L2	14.0
78-01019	Ant, Travelling Wave Dipole (5–25 MHz, 1 kW PEP)	019A	14.0
78-01022	Ant, Delta (3–30 MHz, 100 W avg/200 W PEP)	1022	30.0



CODAN

get connected. anywhere.
HF RADIO COMMUNICATIONS

Shipping Weights

SHIPPING WEIGHTS			
PART NO.	DESCRIPTION	BOX TYPE	PACKED WGHT (kg)
78-01024	Ant, Delta (3–30 MHz, 100 W avg/200 W PEP) + Mast	024A, 024B, 024C	222.0
78-01031	Adaptor, USB to DB-9, Serial	M	0.5
78-02007	Battery Charger AC-DC 3121	M	0.5
78-02008	Battery Charger DC-DC 3122	M	0.5
78-02012	Battery Charger AC-DC 3123	M	0.5
78-07003-010	InterNav-CHF GPS Tracking Software–10 User	1/2B	1.0
78-07003-025	InterNav-CHF GPS Tracking Software–25 User	1/2B	1.0
78-07003-050	InterNav-CHF GPS Tracking Software–50 User	1/2B	1.0
78-07003-100	InterNav-CHF GPS Tracking Software–100 User	1/2B	1.0
78-07003-990	InterNav-CHF GPS Tracking Software–1 User (Dealer)	1/2B	1.0
78-08000	Handset H-250/U	L	0.7
78-13016	Modem, Leased Line	1/2B	1.0
78-16019	Power Supply Unit, 90 to 264 V AC	L	0.2
78-16042	Sealevel PCI Synchronous Serial Card	L	0.39
78-18007-003	Voice Prompt English	M	0.5
78-18007-004	Voice Prompt Chinese	M	0.5
78-18007-005	Voice Prompt Russian	M	0.5
78-23007-003	9350 Fibreglass Whip, 1.6 m	NV	0.5
78-23025	9350 Tapered Stainless Steel Whip, 1.2 m	NV	0.2
78-23056	9350 Tapered Stainless Steel Whip, 1.65 m	NV	0.2

NOTE 1: All weights shown are **net packed weights** calculated to the nearest 0.5 kg.

NOTE 2: In a number of instances accessories will be packed together or with the main equipment resulting in a reduction of the total published weight.

NOTE 3: Where applicable, the standard pack reference code has been given as a general guide to the overall dimensions of the carton/crate used to pack main equipment and some selected accessories. It should be noted, however, that the dimensions shown might vary from time-to-time depending on the consignment circumstances.

STANDARD PACKING DIMENSIONS		
REF CODE	DIMENSIONS	APPROXIMATE VOLUME (m ³)
A	510 x 510 x 280 mm	0.07
AA	510 x 510 x 280 mm	0.07
B	510 x 340 x 280 mm	0.05
B1	510 x 340 x 280 mm	0.05
B2	510 x 340 x 280 mm	0.04
BPK	590 x 410 x 200 mm	0.05
C	2200 x 130 x 90 mm	0.03
CMR	660 x 330 x 330 mm	0.07
D	1700 x 200 x 180 mm	0.06
E	1940 x 480 x 190 mm	0.18
F	600 x 600 x 350 mm	0.13
H	790 x 710 x 1670 mm	0.94
HPPA1	680 x 640 x 420 mm	0.18
HPPA2	680 x 640 x 420 mm	0.18
L	300 x 200 x 100 mm	0.01
M	230 x 210 x 105 mm	0.01
M1	3150 x 160 x 160 mm	0.08
M2	930 x 230 x 200 mm	0.04
M3	3150 x 160 x 160 mm	0.08
M4	930 x 230 x 200 mm	0.04
N	780 x 530 x 80 mm	0.03
NV	2200 x 125 x 90 mm	0.02
O	1200 x 530 x 80 mm	0.05
P1	150 x 220 x 0 mm	0.0
P4	240 x 370 x 0 mm	0.0
PSU	400 x 300 x 190 mm	0.02



CODAN

get connected. anywhere.
HF RADIO COMMUNICATIONS

Shipping Weights

STANDARD PACKING DIMENSIONS cont.

REF CODE	DIMENSIONS	APPROXIMATE VOLUME (m ³)
R	600 x 600 x 550 mm	0.20
S	170 x 170 x 70 mm	0.01
SD1	1750 x 6.0 x 6.0 mm	0.0
SD2	770 x 360 x 100 mm	0.02
SOLA	1000 x 550 x 200 mm	0.11
SYST	1040 x 520 x 300 mm	0.16
SYS1	1030 x 520 x 300 mm	0.16
SYS2	1030 x 520 x 300 mm	0.16
SYS3	1030 x 520 x 300 mm	0.16
T	800 x 300 x 250 mm	0.06
TW	600 x 550 x 400 mm	0.13
019A	1900 x 460 x 185 mm	0.16
023A	1260 x 830 x 440 mm	0.46
023B	1100 x 1110 x 390 mm	0.48
023C	4500 x 1570 x 140 mm	0.99
024A	960 x 630 x 270 mm	0.16
024B	1100 x 1110 x 390 mm	0.48
024C	4500 x 1570 x 140 mm	0.99
1/2B	311 x 231 x 243 mm	0.02
1/2C	950 x 130 x 90 mm	0.01
40W	660 x 360 x 620 mm	0.15
406	2270 x 120 x 120 mm	0.03
406A	602 x 230 x 50 mm	0.006
408L1	660 x 410 x 160 mm	0.04
408L2	1960 x 180 x 180	0.06
420/14	5200 x 260 x 260 mm	0.35
420/23	7800 x 260 x 260 mm	0.52
533A	1200 x 530 x 300 mm	0.19
1021	1260 x 830 x 470 mm	0.49
1022	910 x 285 x 205 mm	0.05



CODAN

get connected. anywhere.
HF RADIO COMMUNICATIONS

Shipping Weights

This page has been intentionally left blank.

International Product Warranty

Codan Limited ('Codan') warrants that all equipment manufactured by Codan will be free of faults arising from defects in design, workmanship or materials in accordance with this express warranty.

Should any fault due to bad design, workmanship or materials be proven at any time within the prescribed warranty period, Codan will, subject to the terms of this warranty as set out below, remedy such fault free of charge provided the equipment is returned, carriage paid, to Codan or to a service centre authorised by Codan.

The prescribed warranty period for equipment manufactured by Codan is three (3) years after shipment from the factory. In addition, where Codan (or a service centre authorised by Codan) repairs equipment or supplies spare parts, the prescribed warranty period for the repaired equipment or spare parts is three (3) months after shipment to the customer.

This express warranty shall not extend to any abuse, accident or improper installation, connection, adjustment or use of goods otherwise than in accordance with instructions issued by Codan.

Subject to the matters set out in this express warranty, no liability expressed or implied, is accepted for any consequential loss, damage or injury arising as a result of any fault in the goods.

This express warranty does not extend to goods supplied by Codan, which are not designed or manufactured by it. Codan will, however, make reasonable endeavours to ensure that the purchaser receives the full benefit of any warranty given by the manufacturer.

This express warranty is valid for goods purchased from Codan anywhere in the world. Warranty service will be provided in accordance with this express warranty in any country of the world where there is a service centre authorised by Codan.

The benefits conferred by this express warranty are in addition to all other non-excludable rights and remedies which the consumer may have under the Australian Trade Practices Act and any similar laws in Australia or elsewhere. To the extent permitted by law, Codan's liability for any non-excludable condition or warranty is limited to (at Codan's option):

- (a) In the case of goods – repairing, replacing or supplying equivalent goods, or paying the cost of any of those remedies; or
- (b) In the case of services – supplying the services again or paying the cost of having the services supplied again.

Some goods or components of goods supplied by Codan have specific warranty conditions in addition to those stated above. Such conditions are supplied with the goods or components of goods.

Codan Limited International Product Warranty – April, 2002

Battery Cell Warranty

Codan Limited ('Codan') warrants that all batteries supplied by Codan will be free of faults arising from defects in design, workmanship or materials in accordance with this express warranty.

In addition to Codan's International Product Warranty period and conditions, the following conditions apply to battery cells supplied by Codan.

Codan warrants the Nickel Metal Hydride (NiMH) battery cells to be free from defects in material and workmanship for a period of three (3) years after shipment from the factory.

Codan warrants the Sealed Lead Acid (SLA) battery cells to be free from defects in material and workmanship for a period of one (1) year after shipment from the factory.

The liability of Codan under this warranty shall be limited to the repair or replacement free of charge of NiMH battery cells or SLA battery cells provided notification of such failures or defect is given to Codan immediately upon the same becoming apparent.

This warranty does not extend to cover defects in the battery cells that are due to fair wear and tear, negligent use, tampering, improper handling, improper use, improper operation, improper storage, improper battery management or where the batteries have not been charged, discharged or serviced as per Codan's instructions. Note that battery cell capacity reduces through time and usage and that this is normal. The degree of reduction depends upon the battery cell type.

This warranty will be rendered void if a battery pack has been disassembled unless such disassembly has been agreed to by Codan.

The warranty is not transferable to third parties.

Prices

- (a) The prices listed are in Australian Dollars (AUD).
- (b) All prices are list prices and do not include Australian GST.
- (c) When specifically required, quotations in other major international currencies can be provided upon request.

Terms of Payment

Codan Limited means Codan Limited ABN 77 007 590 605, 81 Graves Street Newton, South Australia, 5074.

Codan Limited offers a range of payment terms.

Dealers/Customers can arrange to have pre-approved credit facilities with Codan. Please note that the value of any outstanding orders combined with any outstanding payments due to Codan by the Dealers/Customer must fall within the approved credit limit.

Alternately, if the Dealer/Customer does not have a pre-approved credit facility with Codan, the Dealer/Customer must pay for the order at the time of placing the order.

Payment must be made by the Dealer/Customer by way of either:

- (a) Irrevocable Documentary Credit; (refer to "Conditions for Irrevocable Documentary Letter of Credit")

OR

- (b) Telegraphic transfer to the following account:

Bankers: Westpac Banking Corporation, 2-8 King William Street, Adelaide, South Australia, 5000

Swift No: WPACAU2SADE

Account Name: Codan Limited

BSB/Account No: 035000 146501

(Or such other account as Codan may specify from time to time).

Please note that ownership of the goods will pass to the Dealer/Customer only when Codan Limited has received full payment of the Purchase Price.

Method of Despatch

AIRFREIGHT unless otherwise instructed at time of order.

Shipping Terms & Point of Delivery

Codan Limited complies with INCOTERMS 2000 – ICC Publication No. 560.

Freight – Codan has an In-House Freight Forwarder who can deliver product to all main airports throughout the world, and we would be happy to provide a freight quote for your orders. If you choose to use your own Freight Forwarder, please provide full contact details of their Australian Agent so that Codan Limited can liaise to have your goods collected in a prompt and efficient manner.

Risk in the goods will pass to the Dealer/Customer upon collection of the goods by the Dealer/Customer or by any carrier commissioned by the Dealer/Customer, or upon delivery to the Dealer/Customer by any other means. Once Risk has passed to the Dealer/Customer it is the Dealer/Customer's responsibility to insure the goods. (In accordance with Incoterms 2000)

The nearest International Airport to our premises is in Adelaide, South Australia however we also use Melbourne and Sydney airports for despatch of goods.

Quotations can be provided for Ex-Works Newton, CPT (Carriage Paid To ... (named airport of arrival)), or CIP (Carriage and Insurance Paid To ... (named airport of arrival)) if required. (In accordance with Incoterms 2000)

Packing

Our export packing is designed to International Export Standards to ensure safe delivery under normal international airfreight handling conditions.

Special packaging requirements (labelling, banding, waterproofing, crating, etc.) can be arranged at additional cost.

Conditions for Irrevocable Documentary Letter of Credit

Beneficiary:	Codan Limited 81 Graves Street Newton, South Australia, 5074
Beneficiaries Bankers: (for Letters of Credit)	HSBC Bank Australia Limited, Adelaide (Swift:HKBAU2SADL), Australia and New Zealand Banking Group Limited, Adelaide (Swift:ANZBAU5A), Westpac Banking Corporation (Swift:WPACAU2SAADE), or your Main Australian Correspondent Bank in South Australia
Please establish by:	Swift/Telex
Latest shipment:	8 weeks from Establishment of LC for HF and Satcom products, 15 weeks for Links products. As per agreed between Codan and Customer.
Place of expiry:	Australia
Confirmation:	Confirmation allowed Confirmation charges are for the account of Beneficiary
Available with/by:	Freely negotiable by any Australian Bank
Payment terms:	Irrevocable Confirmed Letter of Credit 100% payable at sight
Partial shipments:	Allowed
Transshipment:	Allowed
Despatch from:	Any Australian Airport/Port — overseas Airport/Port
For transportation to:	(insert destination airport)
Documents available:	Commercial Invoice Packing Lists Air Waybill/Bill of Lading Certificate of Origin (Non Chamber of Commerce)
Other documents:	Available by negotiation
Shipping terms: (Incoterms 2000)	As per proforma invoice



CODAN

get connected. anywhere.
HF RADIO COMMUNICATIONS

Conditions for Irrevocable Documentary Letter of Credit

Additional conditions

Documents to be presented within 21 days from date of issuance of Air Waybill/Bill of Lading.

Charges

All other Bank charges outside the applicant's country, including confirmation charges, are for the account of the Beneficiary, excluding establishing Bank charges.



ASIA PACIFIC

Codan Limited
ABN 77 007 590 605
81 Graves Street
Newton SA 5074
AUSTRALIA

T: +61 8 8305 0311
F: +61 8 8305 0411

asiasales@codan.com.au

EMEA

Codan (UK) Ltd
Gostrey House
Union Road
Farnham Surrey GU9 7PT
UNITED KINGDOM

T: +44 1252 717 272
F: +44 1252 717 337

uksales@codan.com.au

AMERICAS

Codan US, Inc.
8430 Kao Circle
Manassas VA 20110
USA

T: +1 703 361 2721
F: +1 703 361 3812

ussales@codan.com.au

www.codan.com.au