

STVT - Two way control valve with presetting



- High accuracy
- Easy to adjust
- External and internal thread
- Dimension: DN 15
- Temperature: -20°C to +100°C
- Pressure class: PN 16

Description *STVT*

Area of use

Terminal valve STVT is used for adjustment and measurement in heating and cooling systems.

Description

STVT is an adjustment and control valve with pre-setting.

The valve is equipped with self-sealing measuring ports, placed at a 45° degree angle in relation to the actuator.

Pre-setting can be carried out using the pre-setting key FN2.

STVT comes with external and internal thread 1/2".

The valve can be used with actuator or thermostatic head with M28x1,5 connection.



Description *STVT*

Pre-setting FN2 key

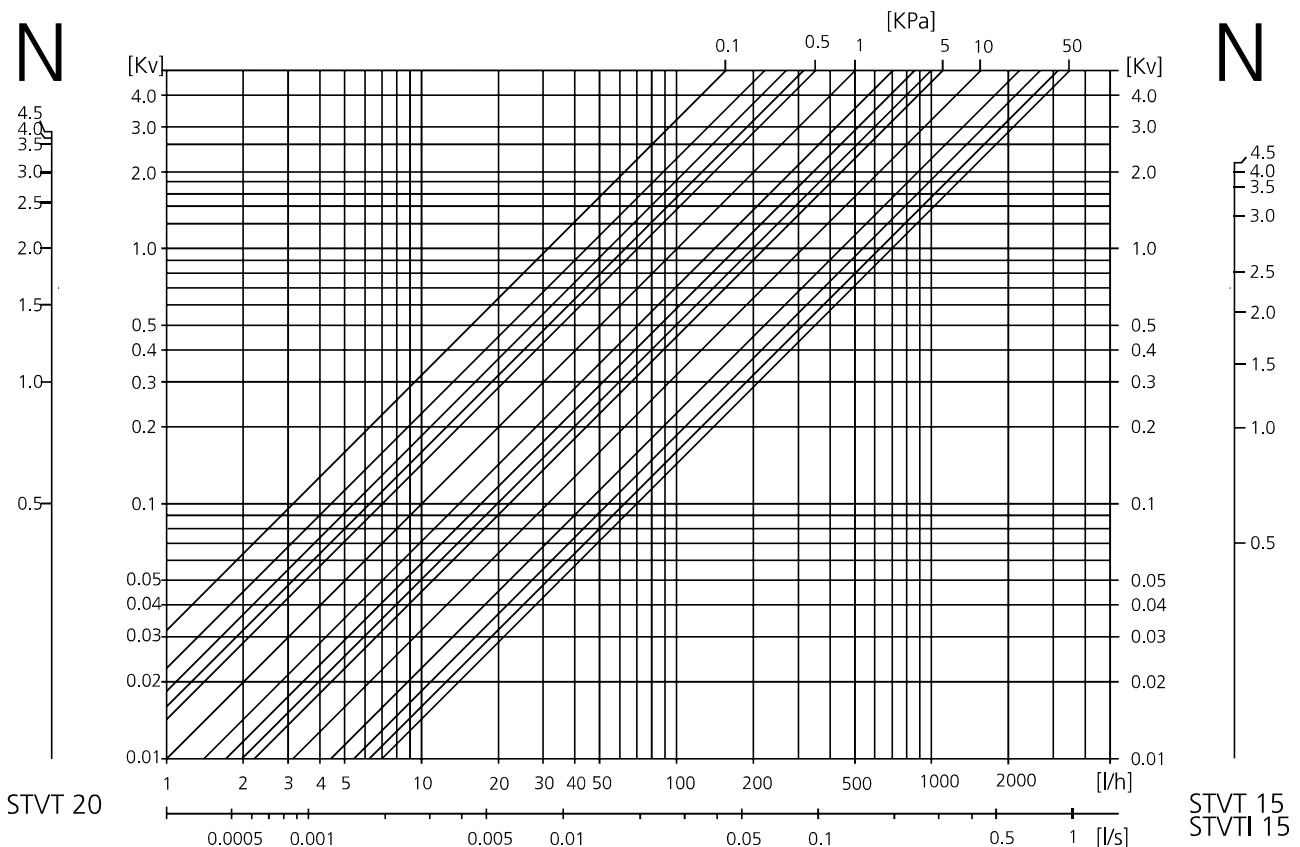
The valves are equipped with a insert with concealed pre-setting. Pre-setting can be done with the FN2 tool by turning the number of turns as shown in the pressure drop diagram. To simplify this process use the pre-setting tool FV18 and FV19.



Pre-setting tool FV18

Pre-setting tool FV18 is used for STVT DN15.

- Dismantle the stuffing box with the push rod (use the top of the pre-setting key FN2)
- Place the pre-setting key with the bordered end down in the pre-setting sleeve, and close the valve by turning it carefully to the bottom (clockwise)
- Remove the pre-setting key and mount the pre-setting tool over the insert splines and insert the pre-setting key through the tool.
- Reset the scale to the index marker.
- Adjust the pre-setting sleeve (counter clockwise) so that the desired Kv value coincides with the index marker.
- Replace the stuffing box with the push rod.



Description *STVT*

Technical data

Pressure class

PN 16

Max temperature

100°C

Min temperature

-20°C

Min measurable differential pressure

5 kPa

Recommended pressure drop at dimensioning valve

5-10 kPa

Kv value (pre-set) with actuator

DN 15 0,01-2,15

Kvs-value (maximum capacity)

DN 15 2,15

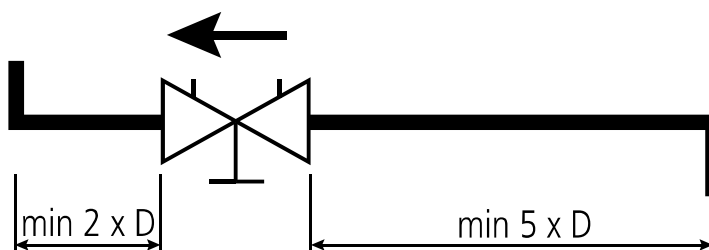
Material

Brass dezincification

EPDM

Installation

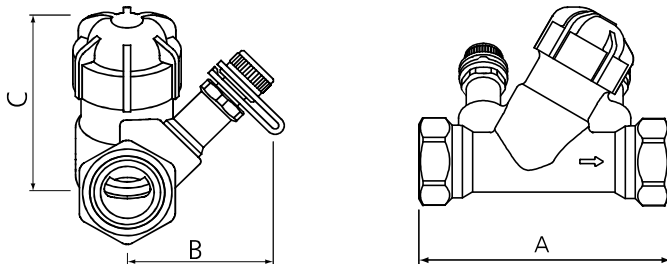
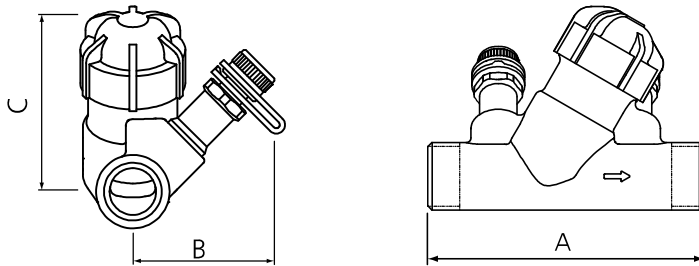
To avoid turbulence which can affect the measuring accuracy the valve should not be mounted close to bends, branch lines and other valves directly before or after the valve according to the figure below.



Product details *STVT*

Dimensions

	Size	A	B	C	Weight/kg
STVT 15 ext.	DN 15	86	41	50	0,380
STVTI 15 int.	DN 15	86	41	50	0,380



Ordering codes

RSK - nummer	Artikel nummer	Benämning	Beskrivning
489 27 00	3254501	STVT 15	G15 external thread
489 27 10	3255801	STVTI 15	G15 internal thread
480 66 60	4873818	FV18	Pre-setting tool for STVT 15