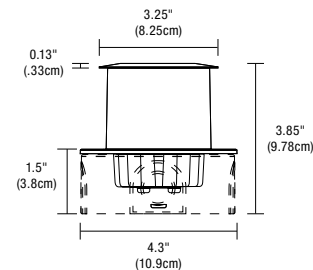


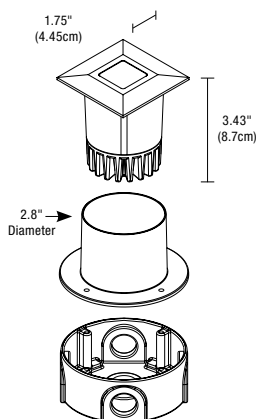


SUN3 LED UPLIGHT OR STEP LIGHT - INDOOR/OUTDOOR

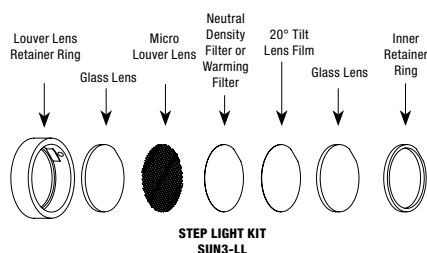
REV.08.23.17



**Indoor Octagon Junction Box
Supplied By Electrician**



**Wet Location Round Junction
Box Supplied By Electrician**



**STEP LIGHT KIT
SUN3-LL**

Description

The 3 inch recessed round or square SUN3 LED has a 7.5 watt, high powered warm white LED; it features a 16, 23, 36 or 47 degree precise focus, tempered glass lens with marine-grade aluminum beveled edge trim. The fixture is rated for outdoor/ ocean front environments using a wet location electrical box or indoor using a standard octagon electrical box. The trim accepts dichroic color filters which are used with SUN3-LL(H). Remote Transfer (Required), junction box cover, and wood spring clips, are sold separately. SUN3 is constant voltage fixture and it is listed to be used only for floor or wall applications and should not be used in ceiling application which will damage the fixture and void the warranty. For ceiling applications use SUN3C. Fixture includes 5 year warranty.

Finish

- Satin Aluminum

Lamp Specification

- 70% lumen maintenance based on 50,000 hours of operation
- LED 7.5W warm white, 3000K, 85 CRI, 44 lumens per watt, 330 total lumens
- At 16 degrees, 42 lumens per watt, 281 total lumens

Transformers

- Electronic 60 watt, 12 volt LED
- Magnetic 150 or 300 watt 12 volt remote power supply within 30 feet

Dimming

- Dimmable with electronic low voltage dimmer using TE-60L-12 (sold separately). Lutron dimmers recommended: Dims to 9% with Diva #DVELV-300P; 21% with Skylark #SELV-300P; 31% with Maestro #MAELV-600.
- Dimmable with magnetic low voltage dimmer using T-150-12 (sold separately). Lutron dimmers recommended: Dims to 16% with Diva #DVLV-600P; 39% with Skylark #SLV-600P

Weight

- 1.8 lb (.82 kg)

LED lighting facts
A Program of the U.S. DOE

Light Output (Lumens)	281
Watts	6.576
Lumens per Watt (Efficacy)	42
Color Accuracy Color Rendering Index (CRI)	80
Light Color Correlated Color Temperature (CCT)	2968 (Warm White)
	2700K 3000K 4500K 6500K

All results are according to IESNA LM-79-2008: Approved Method for the Electrical and Photometric Testing of Solid-State Lighting. The U.S. Department of Energy (DOE) verifies product test data and results.

Visit www.lightingfacts.com for the Label Reference Guide.

Registration Number: EALA-V06GCE (Revised 4/6/2011)
Model Number: Sun3 upgrade 04/2011
Type: Outdoor path/landscape light

**Lighting Facts Label
reflects test data for Sun3
with 16 degree lens (L1).
See Lamp Specification
section above for
additional details.**

System	Head/Lens	Description	Color Temperature	Finish
SUN3	HDL1	RD	WW	SA
SUN3 Sun3	HDL1 16 Degree Lens HDL2 23 Degree Lens HDL3 36 Degree Lens HDL4 47 Degree Lens	RD Round SQ Square	WW Warm White 3000K	SA Satin Aluminum
System	Description	System	Type	
SUN3	JC	SC	WO	
SUN3 Sun3	JC Junction Cover LL 2" Louver with 20° Beam Tilt Lens, Neutral Density Filter,Warming Filter LLH Louver Lens Holder	SC Spring Clip	WO Wood	




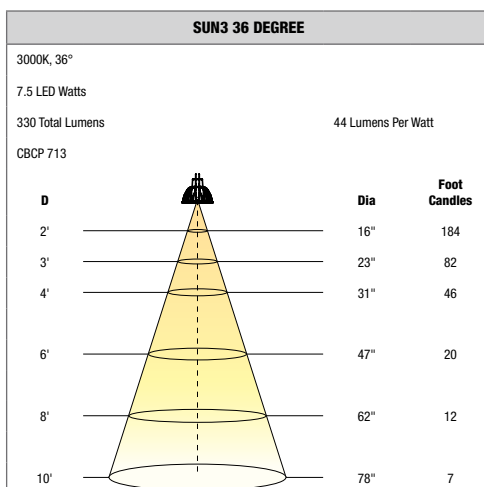


SUN3 LED UPLIGHT OR STEP LIGHT - INDOOR/OUTDOOR

REV.08.23.17

SUN3 LED Uplight Or Step Light - Indoor/Outdoor: Lens Data

LENS/ BEAM SPREAD	INPUT VOLTS	WATTS	TOTAL LUMENS	CBCP	RATED LIFE	COLOR TEMP (K)	CRI
L1 = 16 Degree	12VAC	7.5	281	2,537	50,000	3000K	85
L2 = 23 Degree	12VAC	7.5	330	1,520	50,000	3000K	85
L3 = 36 Degree	12VAC	7.5	330	713	50,000	3000K	85
L4 = 47 Degree	12VAC	7.5	330	482	50,000	3000K	85

SUN3 LED Uplight Or Step Light - Indoor/Outdoor: LED Lamp Data



PROJECT	FIXTURE TYPE	DATE
---------	--------------	------



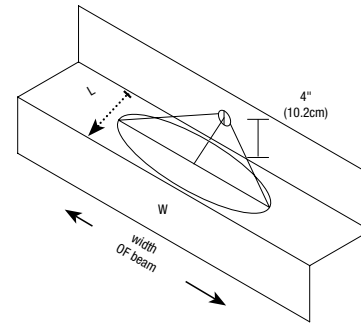
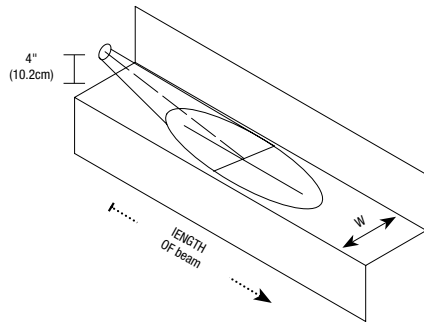
SUN3 LED UPLIGHT OR STEP LIGHT - INDOOR/OUTDOOR

REV.08.23.17

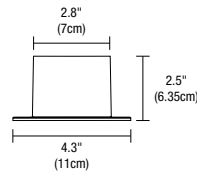
SUN3 LED Uplight Or Step Light - Indoor/Outdoor: Mounting-Wall and Step

WALL MOUNT - SUN3 With LF2-20D and Micro Louver			
LENGTH	FC (WITH OPPOSITE WALL WHITE)	FC (WITH OPPOSITE WALL BLACK)	WIDTH
3"	370	369	2"
12"	194	192	3.5"
21"	12	12	7"
30"	3	2.6	13"
39"	2	0.9	14"
48"	5.7	0.7	18.5"

STEP MOUNT - SUN3 With LF2-20D, LF2-LS and Micro Louver		
LENGTH	FC	WIDTH
3"	159	8"
6"	182	11.5"
9"	116	11.5"
12"	49	12.3"



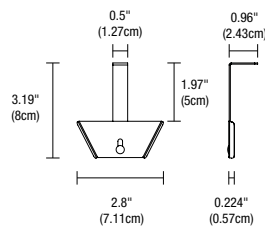
SUN3 LED Uplight Or Step Light - Indoor/Outdoor: Components



Junction Cover

Use indoor with standard octagon electrical box or use outdoor with wet location electrical box.

System	Description
SUN3	JC
SUN3 Sun3	JC Junction Cover



Spring Clip

Use the Spring Clip to recess Sun3 into outdoor wood steps, decks, etc. without junction box.

System	Type
SC	WO
SC Spring Clip	WO Wood



SUN3 LED UPLIGHT OR STEP LIGHT - INDOOR/OUTDOOR

REV.08.23.17

SUN3 LED Uplight Or Step Light - Indoor/Outdoor: Components



Sun3 Louver Lens Holder

Louver Lens Holders secure onto front of the lamp holding up two lenses or combination of a hexcell louver and lens. Required for securing louvers, lenses and filters in the Sun3.

System	Type
SUN3	LLH
<small>SUN3 Sun3</small>	<small>LLH Louver Lens Holder</small>



Hexcell Louver

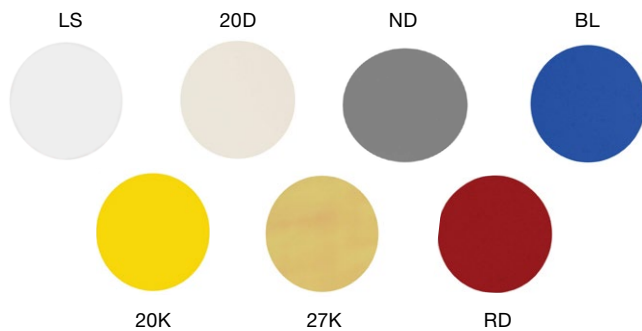


Micro Louver

Hexcell and Micro Louver

The Hexcell Louver eliminates glare from the light beam. The Micro Louver used in step lighting requires both the louver lens holder #SUN3-LLH and the 20 degree filter #LF2-20D.

Accessory	Type
L016	H
<small>L016 MR16</small>	<small>H Hexcell M Micro Louver</small>



Film Lenses and Filters

Add film lenses and filters to shape beam, change color or adjust color temperatures. Louver lens holder #SUN3-LLH required.

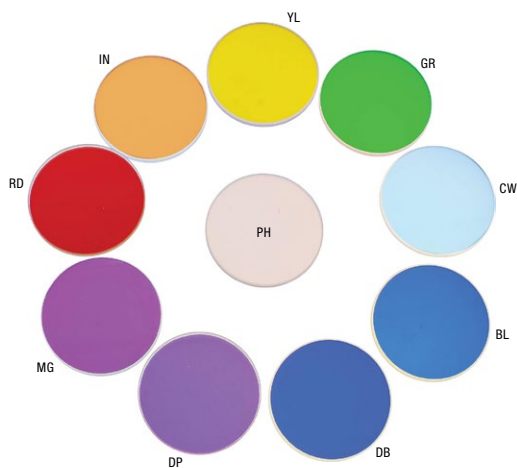
Lens Film	Lens Or Color
LF2	20D
<small>LF2 Lens Film 2" diameter</small>	<small>20D Refracts beam 20° down 20K Dichroic 2000K Very Warm White 27K Dichroic 2000K + Color Correction Film = 2700K ND Neutral Density Filter dims light 50% RD Red Dichroic Film BL Blue Dichroic Film LS Linear Spread</small>

PROJECT	FIXTURE TYPE	DATE
---------	--------------	------



SUN3 LED UPLIGHT OR STEP LIGHT - INDOOR/OUTDOOR


REV.08.23.17



Dichroic Glass Lens

Dichroic lenses operate on a passive-reflective basis, reflecting unused wavelengths while passing wanted portions of spectrum. Dichroics are high in transmission, producing brighter, cleaner, saturated colors. Louver lens holder #SUN3-LLH not required.

Accessory Lens	Dichroic Color														
L16	RD														
L16 MR16	<table border="0"> <tr> <td>RD Red</td> <td>DB Dark Blue</td> </tr> <tr> <td>YL Yellow</td> <td>DP Dark Pink</td> </tr> <tr> <td>GR Green</td> <td>IN Incandescent (3100-2700K)</td> </tr> <tr> <td>BL Blue</td> <td></td> </tr> <tr> <td>PH Peach</td> <td></td> </tr> <tr> <td>MG Magenta</td> <td></td> </tr> <tr> <td>CW Cool White (3100K-4250K)</td> <td></td> </tr> </table>	RD Red	DB Dark Blue	YL Yellow	DP Dark Pink	GR Green	IN Incandescent (3100-2700K)	BL Blue		PH Peach		MG Magenta		CW Cool White (3100K-4250K)	
RD Red	DB Dark Blue														
YL Yellow	DP Dark Pink														
GR Green	IN Incandescent (3100-2700K)														
BL Blue															
PH Peach															
MG Magenta															
CW Cool White (3100K-4250K)															



Optical Lens

The soft focus lens reduces lamp glare, spread lenses elongate and diffuser lenses diffuse the light beam. UV filter lens allows quality light to pass through while blocking the ultra violet radiation. Louver lens holder #SUN3-LLH not required.

Accessory Lens	Optical Type								
L16	F								
L16 MR16	<table border="0"> <tr> <td>F Frost</td> </tr> <tr> <td>SF Soft Focus</td> </tr> <tr> <td>MD Medium Diffuser</td> </tr> <tr> <td>WD Wide Diffuser</td> </tr> <tr> <td>WDF Wide Diffuser Frost</td> </tr> <tr> <td>LS Linear Spread</td> </tr> <tr> <td>LSF Linear Spread Frost</td> </tr> <tr> <td>UV UV Glass</td> </tr> </table>	F Frost	SF Soft Focus	MD Medium Diffuser	WD Wide Diffuser	WDF Wide Diffuser Frost	LS Linear Spread	LSF Linear Spread Frost	UV UV Glass
F Frost									
SF Soft Focus									
MD Medium Diffuser									
WD Wide Diffuser									
WDF Wide Diffuser Frost									
LS Linear Spread									
LSF Linear Spread Frost									
UV UV Glass									



SUN3 LED UPLIGHT OR STEP LIGHT - INDOOR/OUTDOOR

REV.08.23.17

SUN3 LED Uplight Or Step Light - Indoor/Outdoor: Transformers



Low Voltage Feed Wire Size

Use to the chart below decide the correct copper wire size for a recommended 3 percent voltage drop. The length shown is the length of wire from the transformer to the power feed canopy/J-Box.

Low Voltage Feed Wire Size Chart				
12 VOLT	5 FT.	6-15 FT.	16-20 FT.	21-40 FT.
150 WATT	#12 GA	#10 GA	#8 GA	#6 GA
300 WATT	#10 GA	#8 GA	#6 GA	#4 GA

Description

The 150 or 300 watt 12 volt magnetic remote mount transformers convert line voltage into 12 volt power and are protected by fast-acting circuit breakers. All 12 volt remote magnetic transformers are LED compatible with 12 volt AC LEDs.

Power Input

T-150-12	T-300-12
120 Volt AC 1.25 Amp	120 Volt AC 2.5 Amp
230 Volt AC 0.65 Amp	230 Volt AC 1.3 Amp
277 Volt AC 0.54 Amp	277 Volt AC 1.1 Amp

Power Output

T-150-12	T-300-12
12 volt AC 150 watt 12.5 Amp	12 volt AC 300 watt 25 Amp

Installation

Remote magnetic transformers must be installed in an accessible location, such as an attic or in a closet, up to 20 feet from the power feed canopy. Outdoor version available.

Dimming

Dims with Lutron Skylark or Diva magnetic low voltage dimmer. Compatible magnetic dimmers are connected on the line voltage side of transformers. Some buzzing may occur at low levels and may be reduced with a de-buzzing coil. Visit www.edgelifting.com for up-to-date LED dimming information.

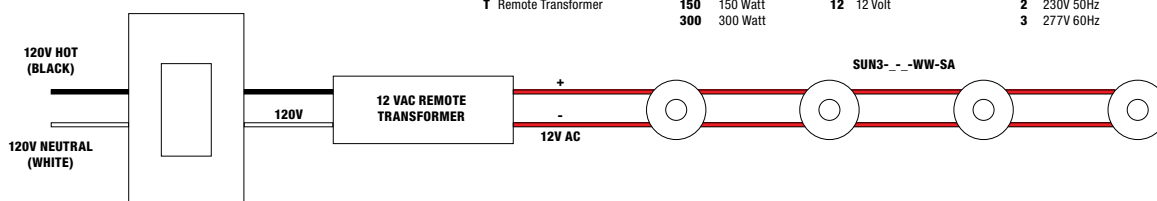
Dimensions

8.75"(L) x 4.4"(D) x 3.8"(H)
(22.2cm x 11.2cm x 9.7cm)

Weight

8.41 lb (3.81 kg)

Product	Power	Voltage Output	Voltage Input	Type
T	150	12	Standard 120V (Leave blank)	Standard Indoor (Leave blank)
T Remote Transformer	150 150 Watt 300 300 Watt	12 12 Volt	2 230V 50Hz 3 277V 60Hz	0 Outdoor



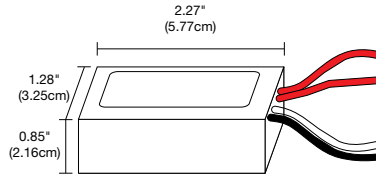
The TE-150-12 Magnetic Transformer can power maximum of 12 Sun 3 fixtures
The TE-300-12 Magnetic Transformer can power maximum of 24 Sun 3 fixtures

PROJECT	FIXTURE TYPE	DATE
---------	--------------	------



SUN3 LED UPLIGHT OR STEP LIGHT - INDOOR/OUTDOOR

REV.08.23.17



Description

The compact, lightweight remote electronic 60W/12V LED Transformer converts standard 120 volt line voltage to 12 volts and features built-in short-circuit protection. In the event of a short or overload, reset transformer at wall switch once short or overload is corrected. The single-feed transformer is both 12 volt AC LED and halogen compatible; it fits inside a 4" electrical box behind a power feed canopy.

Dimming

Dims with Lutron Skylark or Diva electronic low voltage dimmer

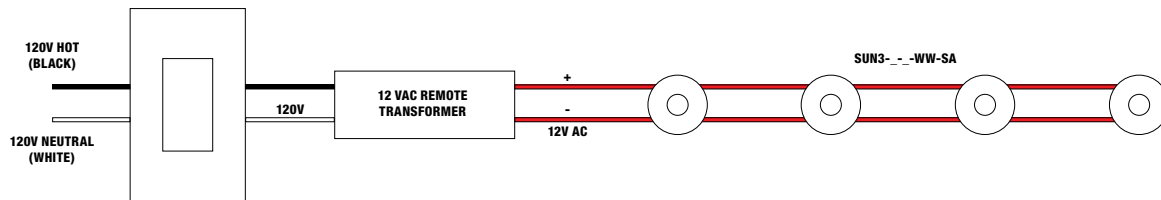
Mounting Requirements

Must be in accessible location or inside an electrical box

Weight

0.8 lb (.36 kg)

Product	Type	Voltage Output
TE	60L	12
TE Transformer Electronic	60L 60 Watt LED Transformer	12 12 Volt



The TE-60L-12 electronic LED Transformer can power maximum of 4 Sun 3 fixtures.