

Catalog | Edition 2014

DIN-Rail components for rolling stock applications

DIN-Rail components for rolling stock applications

Introduction	1
Miniature circuit breakers	2
Residual current devices	3
Accessories	4
Technical details	5
Wiring diagrams and overall dimensions	6
ABB solutions for the railway industries	7
References to other low voltage-related documents for traction	8

Introduction

1

The requirements for rolling stock are increasing and will continue to do so. The task is to implement ever faster connections, while also increasing traveler comfort. During their everyday work, the trains are exposed to very high environmental, electrical and mechanical loads. This means a constant stream of new, increased and standardized safety standards for rolling stock.





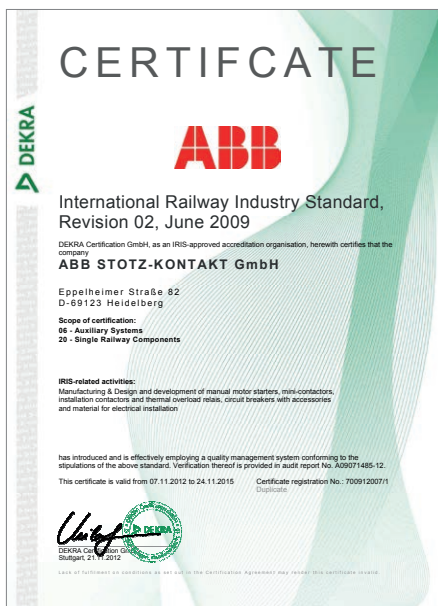
ABB supports the high levels of expectations for a safe means of transport

ABB is a market leader in supplying products and services to the rolling stock manufacturers. We are present in more than 100 countries and we can provide strong local support to your project. With a truly global organization, we are committed to local competence and local service. We also support transport operators throughout the whole life cycle of the traction chain, i.e. in the areas of service, maintenance, upgrades, and retrofit projects. The breadth of our product portfolio has allowed us to become leader in the railway sector.

IRIS certification

In 2005, the IRIS Group was established as a UNIFE Group with the goal of securing higher quality in the railway industry. This was to enhance supra-national competition by enabling any railway component supplier to meet globally recognized levels of quality for its railway components. The aim of IRIS is to develop and implement a global system for the evaluation of companies securing a very high quality in the railway industry. The IRIS system defines requirements in content, procedures and evaluation of audits as well as a requirement profile for the certification bodies and auditors.

ABB IRIS certified factories are listed on the IRIS internet portal: <http://www.iris-rail.org/index.php>



Introduction

Railway reference standards

1 Fire safety and general requirements

The use of DIN rail modular devices in rolling stock is subject to the highest possible safety standards and thus compliance with special standards. In this regard, the key standards are:

- The fire protection standard EN 45545 „Railway applications – Fire protection on railway vehicles“
- The fire protection standard NF F 16-101: „Rolling stock. Fire behaviour. Materials choosing“ and NF F 16-102: „Railway rolling stock. Fire behaviour. Materials choosing, application for electric equipment“
- Shock and vibration IEC 61373: „Railway applications – Rolling stock equipment – Shock and vibration tests“

Fire and smoke protection standard EN 45545

This standard has been developed from existing fire safety regulations for railway vehicles from the International Union of Railways (UIC) and different European countries and specifies the reaction to fire performance requirements for materials and products used on railway vehicles.

The reaction to fire performance requirements of materials and components depend on their intrinsic nature but also:

- on the location of the materials or components within the design;
- on the shape and the layout of the materials;
- on the surface exposed and the relative mass and the thickness of the materials.

It is on this basis that the listed products have been classified and further differentiated into subgroups as follows:

- their general location (interiors or exteriors);
- their specific use (furniture, electrotechnical equipment or mechanical equipment).

DIN-Rail devices are classified, according the following table.

Product No.	Name	Details	Requirements
E	Electrotechnical equipment		
EL10	Small electrotechnical products	Examples include low power circuit breakers, overload relays, contactors, contactor relay, switches, control or signalling switches, terminals, fuses	R26

Note: All ABB devices available on this catalogue meets R26 requirements.

The set of requirements defines the ability of products to contain fire development to an appropriate degree considering the location, the exposed surfaces, their geometry and general disposition. Requirements for R26 level are described in the chart below:

Short name of requirement set (used for)	Test method reference	Parameter Unit	Maximum or Minimum	HL1	HL2	HL3
R26 (EL10)	T17 EN 60695-11-10	Vertical small flame test	Minimum	V0	V0	V0

The design of rolling stock and the products used shall incorporate the aim of limiting fire development in case an ignition event occurs so that an acceptable level of safety is achieved. In the event of a fire, passengers and staff will be able to escape from the fire unaided and be able to reach a place of safety. The operation and design categories defined in EN 45545-1 are used to establish hazard levels that are used as the basis of a classification system.

Hazard levels have been determined according to the operating categories of a train and how the train itself is conceived. The operating conceptions are divided into four different types starting with standard vehicles to trains with sleeping cars. These trains usually operates in different operating environments. According to EN 45545, there are four types of environments depending on the distance a train is travelling inside tunnels. The combination of those two criteria is decisive for the „Classification of the Hazard Level“. Below you find a matrix that is indicating the hazard level of the different combinations of operating conceptions in combination with the train type.

Train types	Tunnel length	Operating Conceptions			
		N Standard vehicles	A Automatic vehicles without staff on board	D 2 level vehicles	S Sleeping cars 2 levels or 1 level
1	< 1 km	HL1	HL1	HL1	HL2
2	< 5 km	HL2	HL2	HL2	HL2
3	> 5 km	HL2	HL2	HL2	HL3
4	> 5 km no side evacuation	HL3	HL3	HL3	HL3

Note: ABB DIN-Rail modular devices for rolling stock application are classified with the highest hazard level HL3.

Fire and smoke protection standards NF F 16-101/102

NF F 16-101/102 are French standards representing today the world wide most recognized regulations in the railway business. They serve to classify the non-metallic materials which are used in rolling stock applications with regard to flammability, smoke development and toxicity in case of fire. The purpose of these standards is to propose a method of classification of materials for rolling stock obtained from the results of standardized tests. In particular:


- NF F 16-101 (Railway rolling stock, fire behaviour, choice of materials): establishes rules relating to the choice of materials according to their fire behaviour with regard to reaction to fire, opacity of smoke and toxicity of gases emitted. This standard is applicable to all non-metallic materials in defined zones of rolling stocks with the target to protect human live.
- NF F 16-102 (Railway rolling stock, fire behaviour, material choosing, application for electric system): it's complementary to the NF F 16-101 for electrical equipment. This standard specifies the application of NF F 16-101 to electrical system and especially to individual device.

According to these standards, two different tests are needed for electrical materials:

Parameter	Test required	Classification
Flammability	1. LOI (oxygen index): volume in % of oxygen which is needed to inflame a material 2. Glow wire test: 30s connecting time of a glow wire (850/960° C) with the testing sample observing of the performance.	I
Opacity and toxicity of smoke	I.F. (franz. Indice de fumée): is the French name of smoke index	F

The two fire properties “inflammability” and “smoke consistency” are hereby put in relation:

Inflammability	Smoke consistency (density and toxicity)
I0 (low)	F0 (favorable)
I1	F1
I2	F2
I3	F3
I4 (high)	F4
NC	F5 (unfavorable)



The outcome are exigence classes 1 – 4 whereby class 4 represent the most strict requirement

Exigence 1

	I0	I1	I2	I3	I4	NC
F0	authorized	authorized	authorized	authorized	authorized	not authorized
F1	authorized	authorized	authorized	authorized	authorized	not authorized
F2	authorized	authorized	authorized	authorized	authorized	not authorized
F3	authorized	authorized	authorized	authorized	authorized	not authorized
F4	authorized	authorized	authorized	authorized	authorized	not authorized
F5	authorized	not authorized	not authorized	not authorized	not authorized	not authorized

Exigence 2

	I0	I1	I2	I3	I4	NC
F0	authorized	authorized	authorized	authorized	authorized	not authorized
F1	authorized	authorized	authorized	authorized	authorized	not authorized
F2	authorized	authorized	authorized	authorized	authorized	not authorized
F3	authorized	authorized	authorized	authorized	not authorized	not authorized
F4	authorized	authorized	authorized	authorized	not authorized	not authorized
F5	authorized	not authorized	not authorized	not authorized	not authorized	not authorized

Exigence 3

	I0	I1	I2	I3	I4	NC
F0	authorized	authorized	authorized	not authorized	not authorized	not authorized
F1	authorized	authorized	authorized	not authorized	not authorized	not authorized
F2	authorized	authorized	authorized	not authorized	not authorized	not authorized
F3	authorized	authorized	authorized	not authorized	not authorized	not authorized
F4	authorized	authorized	authorized	not authorized	not authorized	not authorized
F5	authorized	not authorized	not authorized	not authorized	not authorized	not authorized

Exigence 4

	I0	I1	I2	I3	I4	NC
F0	authorized	authorized	authorized	not authorized	not authorized	not authorized
F1	authorized	authorized	authorized	not authorized	not authorized	not authorized
F2	authorized	authorized	authorized	not authorized	not authorized	not authorized
F3	authorized	not authorized	not authorized	not authorized	not authorized	not authorized
F4	authorized	not authorized	not authorized	not authorized	not authorized	not authorized
F5	authorized	not authorized	not authorized	not authorized	not authorized	not authorized

I: Flammability; F: Opacity and toxicity of smoke
 authorized not authorized

Depending on rolling stock category, installation place and weight of the share of non-metal material used, the electro-technical components need to fulfill defined exigence classes. The table below represents the rolling stock types, classified by the NFF.

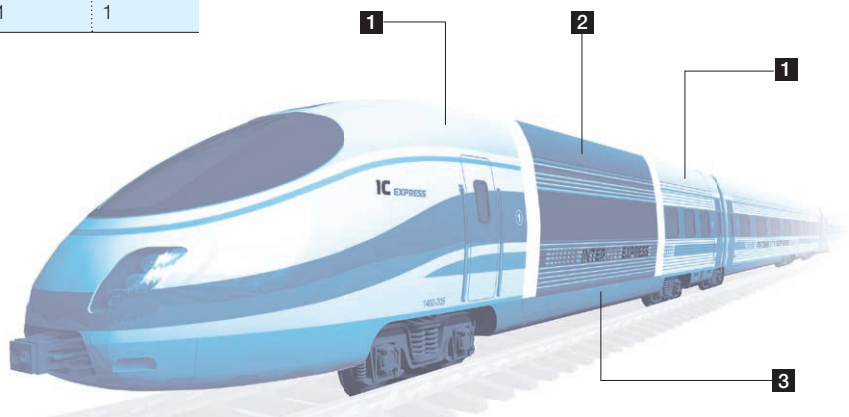
Exigence-Classes

Installation place		Material Weight g	Rail car type		
			A1	A2	B
Inside rail car	Passenger area and staff area 1	< 10	0	0	0
		10 < 100	2	2	2
		> 100	3	3	3
Engine room 2	≤ 300	0	0	0	
	> 300	2	2	2	
Outside rail car 3	≤ 300	0	0	0	
	> 300	2	1	1	

In particular 3 categories are defined:

- A1 Category: all rolling stock, including driver's cab, of which tunnel utilization is frequent
- A2 Category: urban and suburban rolling stock, including driver's cabin, of which tunnel utilization is less frequent, railcar and trailers and long-distance rolling stock ("main-line sleeper cars")
- B Category (does not include double level rolling stock): long-distance rolling stock ("main-line sleeper cars") with seating places, including driver's cabin, of which tunnel utilization is less frequent and driving cab of locomotives and light rail motor tractors

- 1** Passenger area and staff area
- 2** Engine room
- 3** Outside rail car



Shock and vibration tests IEC 61373

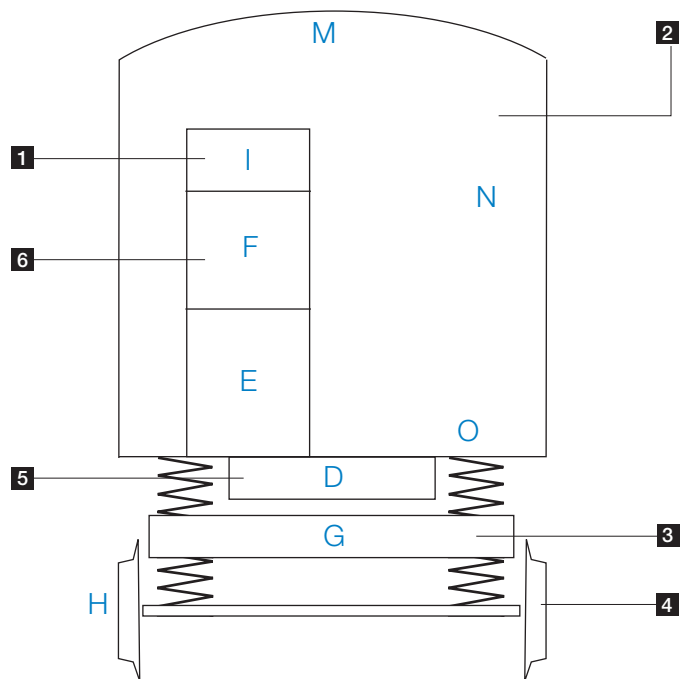
This International Standard specifies the requirements for testing items of equipment intended for use on railway vehicles which are subsequently subjected to vibrations and shock owing to the nature of railway operational environment. To gain assurance that the quality of the equipment is acceptable, it has to withstand tests of reasonable duration that simulate the service conditions seen throughout its expected life.

The test values quoted in this standard have been divided into three categories dependent only upon the equipment's location within the vehicle (Category 1 – Body mounted; Category 2 – Bogie mounted and Category 3 – Axle mounted). For line protection devices the Category 1 is requested. It can be divided into 2 subgroups, according to the location of the components:

- Class A: cubicles, subassemblies, equipment and components mounted directly on or under the car body.
- Class B: Anything mounted inside an equipment case which is in turn mounted directly on or under the car body. Category B should be used when it is not clear where the equipment is to be located.

The figure identifies general location of equipment on railway vehicles:

Category	Location	Description of equipment location
1 Class A	M N O I and J	Components mounted directly on to or under the car body
1 Class B	D	Components mounted into an underframe internal cubicle which is in turn fixed to the car body
1 Class B	K and E	Components mounted into a large internal cubicle which is in turn fixed to the car body
1 Class B	F	Components mounted into subassemblies, which are mounted into a cubicle which is in turn fixed to the car body
2	G	Cubicles, subassemblies, equipment and components, which are mounted on the bogie of a railway vehicle
3	H	Subassemblies, equipment and components or assemblies, which are mounted on to the axle assembly of a railway vehicle



- 1 Inside Cubicle
- 2 Body
- 3 Bogie
- 4 Axle
- 5 Under frame cubicle
- 6 Subassembly

Reference standards

1

All ABB products available in this catalogue are compliant not only with the main standards for the railways sector but fulfill the requirements of the most important and demanding international standards for household and industrial installations. The scope of these standards is reported below:

- **IEC/EN 60898-1:** applies to a.c. air-break circuit-breakers for operation at 50 Hz or 60 Hz, having a rated voltage not exceeding 440 V (between phases), a rated current not exceeding 125 A and a rated short-circuit capacity not exceeding 25000 A. These MCBs are intended for the protection against overcurrents of wiring installations of buildings and similar applications; they are designed for use by uninstructed people and for not being maintained.
- **IEC/EN 60898-2:** gives additional requirements for circuit-breakers which are suitable for operation with direct current, and have a rated d.c. voltage not exceeding 220 V for single-pole and 440 V for two-pole circuit-breakers, a rated current not exceeding 125 A and a rated d.c. short-circuit capacity not exceeding 10 000 A.
- **IEC/EN 60947-2:** applies to low voltage circuit breakers (MCBs) for use in industrial and similar applications. In particular the standards refer to circuit-breakers, the main contacts of which are intended to be connected to circuits, the rated voltage of which does not exceed 1 000 V AC or 1 500 V DC; it also contains additional requirements for integrally fused circuit-breakers.
- **IEC/EN 61009:** apply to residual current operated circuit breakers with integral overcurrent protection for household and similar uses (RCBOs), for rated voltages not exceeding 440 V AC with rated frequencies of 50 Hz, 60 Hz or 50/60 Hz and rated currents not exceeding 125 A and rated short circuit capacities not exceeding 25 000 A for operation at 50 Hz or 60 Hz.
- **GOST 9219-88 – Electrical Traction Devices – General Requirements:** Another important standard for the traction railways sector is the “GOST 9219-88 – Electrical Traction Devices - General Requirements”, a local standard for the Russian market. This approval is required for the development of the trains that will travel in Russia. This Standard applies to electrical traction devices designed for operation on rolling stock of rail transport or on trolley buses. It does not apply to electrical traction devices operating in explosive or chemically corrosive environments.

The table resumes the reference standard available for each product families included in the catalog:

Product name	IEC/EN 60898-1	IEC/EN 60898-2	IEC/EN 60947-2	IEC/EN 61009	GOST 9219-88
S 200 MT	X		X		X
S 200 MT UC		X	X		X
S 200 M UC		X	X		X
S 200 P	X		X		X
S 280 UC		X	X		X
S 800S	X		X		X
S 800S UC			X		X
S500 UC			X		X
DS201 T				X	X

DIN-Rail components for rolling stock applications

Miniature circuit breakers

Miniature circuit breakers

Selection tables	2
------------------	---

MCBs S 200

S 200 MT series, 10 kA	6
S 200 MT UC series, 10 kA	24
S 200 M UC series, 10 kA	34
S 200 P series, 15/25 kA	46

MCBs S 280

S 280 UC series, AC/DC	64
------------------------	----

MCBs S 800

S 800 S series, 50 kA	72
S 800 S UC series, 50 kA	88

MCBs S 500

S 500 UC series	98
-----------------	----

Miniature circuit-breakers

Selection table

2



				S200 MT	S200 MT UC	S200 M UC	S200 P			
Hazard Level acc. to EN 45545-2				R26/HL3	R26/HL3	R26/HL3	R26/HL3			
I value - NF 16 - 101/102				I2	I2	I3	I1			
F value - NF 16 - 101/102				F3	F3	F2	F1			
Exigence - NF 16 - 101/102				3	3	2	4			
Shock and vibration - IEC 61373				Category 1 - Class A/B - Body mounted	Category 1 - Class A/B - Body mounted	Category 1 - Class A/B - Body mounted	Category 1 - Class A/B - Body mounted			
GOST 9219-88 approval				Yes	Yes	Yes	Yes			
Number of poles				1P, 2P, 3P, 4P, 1P+N, 3P+N	1P, 2P, 3P, 4P	1P, 2P, 3P, 4P	1P, 2P, 3P, 4P, 1P+N, 3P+N			
Characteristics				B, C, D, K, Z	B, C, K, Z	B, C, K, Z	B, C, D, K, Z			
Rated current (A)				0.2...63	0.2...63	0.2...63	0.2...25	32...40	50...63	
Breaking capacity		kA								
		Nr. Poles	U _e [V]							
IEC/EN 60898		I _{cn}	230/400	10		10	25	15	15	
IEC/EN 60947-2			1, 1+N	133	25			40	25	25
Alternating current				230	15			25	15	15
		253								
		2, 3, 4	230	25	10/6	10/6	40	25	25	
			400	15			25	15	15	
			440		10/6	10/6				
		2, 3, 4	500							
			690							
		I _{cs}	133	18.7			20	18.7	18.7	
			230	11.2			12.5	11.2	7.5	
			253		7.5/6	7.5/6				
		2, 3, 4	230	18.7			20	18.7	18.7	
			400	11.2			12.5	11.2	7.5	
			440		7.5/6	7.5/6				
		2, 3, 4	500							
			690							



S280 UC		S800S	S800S UC	S500 UC
R26/HL3		R26/HL3	R26/HL3	R26/HL3
I1		I3	I3	I2
F1		F2	F2	F0
4		2	2	4
Category 1 - Class A/B - Body mounted		Category 1 - Class B - Body mounted	Category 1 - Class B - Body mounted	Category 1 - Class A/B - Body mounted
Yes		Yes	Yes	Yes
1P, 2P, 3P, 4P		1P, 2P, 3P, 4P	1P, 2P, 3P, 4P	1P, 2P, 3P, 4P
B, K, Z	K, Z	B, C, K	UCB, UCK	K
0.2...40	50...63	6...125	10...125	adjustable $0.1 \leq I_n \leq 3 / 2.8 \leq I_n \leq 11 / 10 \leq I_n \leq 45$
		25 (10-80 A)		
10	6			
6	4,5	50		
10	6	50		
6	4,5	50		
		15 (not for all rated currents)		
		6 (not for all rated currents)		
7,5	6			
6	4,5	40		
7,5	6	40		
6	4,5	40		
		11 (not for all rated currents)		
		4 (not for all rated currents)		

Miniature circuit-breakers

Selection table

2



				S200 MT	S200 MT UC	S200 M UC	S200 P			
IEC/EN 60947-2 Direct current $T=I/R \leq 5\text{ms}$ for all series, except S280 UC and S800S-UC, where $T=I/R < 15\text{ms}$	I_{cu}	1, 1+N	24							
			60	10			15	10	10	
			125							
			220		10	10				
			250							
		2	48							
			125	10			15	10	10	
			250							
			440		10	10				
			500							
		3, 4	800							
			375							
	500									
	750									
	I_{cs}	1, 1+N	24							
			60	10			15	10	10	
			125							
			220		10	10				
			250							
		2	48							
			125	10			15	10	10	
			250							
			440		10	10				
			500							
3, 4		800								
		375								
	500									
	750									
		1200								



S280 UC		S800S		S800S UC		S500 UC	
6	4,5	30					
				50		30	
6	4,5	30					
				50		30	
		30 (3 poles)					
		30 (4 poles)		50			
				50			
				50		30	
6	4,5	30					
				50			
6	4,5	30					
				50			
		30 (3 poles)		50			
		30 (4 poles)		50			
				50			

MCB S 200 MT. The details make the difference

A range designed for rolling stock equipments

2

Twin terminal for separate feeding of busbar and conductor.


IP20 - finger safety.

Easy product name, easy identification, easy life.

Quick identification thanks to EAN marking.

Captive screws: don't lose what's important for you.


Wide range of accessories are available for rolling stock applications.





Dedicated materials for rolling stock application

In the S200 MT range of MCBs for traction, specific materials are used that are classified with an hazard level R26/HL3 according to EN 45545-2. Plastic materials are also classified I2-F3 according the NF F 16-101/102 ("Railway Rolling Stock Fire Behavior-Choice of Materials,," and "Railway Rolling Stock Fire Behavior- Choice of Materials, Application to Electrical Equipment,,") thus responding to exigence 3.




Shock and vibration resistance

Additionally to the high quality standards and the flammability requirements, rail applications have specific demands that have to be fulfilled like resistance to shocks and vibrations. The resistance to vibrations and shocks of MCBs S 200 MT has been positively tested according to: IEC 61373 – 2010 – 05 Edition 2.0 Rolling stock equipment – Shock and vibration tests considering Category 1, Class A and Class B.



Open to all sides

All devices can be supplied from top or bottom either with cables or busbars.



High-quality terminal system

The integrated captive terminals and cable connection screws facilitate every electrician's life. ABB guarantees highest safety standards. The certification according to EN 41140 stands for protection against electric shock. And the certification according to the DIN EN 50 274 stands for terminals that are safe from touch by the back of the hand and the finger. The high safety standards become clear through the integrated and failsafe cable connecting terminals.



Contact position indication

All System pro M compact® MCBs are suited with a contact position indication (CPI) on the toggle. You can easily identify, if the MCB is in the ON or the OFF position – easy and safe maintenance work is possible.



Advanced features

Auxiliary switches S2C-H10 (1 NO) and S2C-H01 (1 NC) can be retrofitted. They can be mounted individually and without modification of the existing busbar. At the same time, the supply of the MCB remains unaffected.

MCBs

S 200 MT series technical features

2



S 201 MT

2CDC002108S0014

		S200 MT	
Standards	Product Standard		IEC/EN 60898-1, IEC/EN 60947-2
	Hazard level acc. to EN 45545-2		R26/HL3
	Classification according to NF F 16-101/102		I2 / F3 (Exigence 3)
	Resistance to shocks and vibrations acc. to IEC 61373		Category 1 - Class A/B - body mounted
	GOST 9219-88 approval		Yes
General data	Poles		1P, 2P, 3P, 4P, 1P+N, 3P+N
	Tripping characteristics		B, C, D, K, Z
	Rated current I_n	A	0.5...63 A
	Rated frequency f	Hz	50/60 Hz
	Rated insulation voltage U_i acc. to IEC/EN 60664-1	V	250 V AC (phase to ground), 440 V AC (phase to phase)
	Overvoltage category		III
	Pollution degree		3
Data acc. to IEC/EN 60898-1	Rated operational voltage U_n	V	1P: 230/400 V AC; 1P+N: 230 V AC; 2...4P: 400 V AC; 3P+N: 400 V AC
	Max. power frequency recovery voltage (U_{max})	V	1P: 253 V AC; 1P+N: 253 V AC; 2...4P: 440 V AC; 3P+N: 440 V AC 1P: 66 V DC; 2P: 125 V DC
	Min. operating voltage	V	12 V AC - 12 V DC
	Rated short-circuit capacity I_{cn}	kA	10 kA
	Energy limiting class (B, C up to 40 A)		3
	Rated impulse withstand voltage U_{imp} (1.2/50 μ s)	kV	4 kV (test voltage 6.2 kV at sea level; 5 kV at 2.000 m)
	Dielectric test voltage	kV	2 kV (50/60 Hz, 1 min)
	Reference temperature for tripping characteristics	°C	B, C, D: 30 °C
	Electrical endurance	ops.	$I_n < 32A$: 20.000 ops (AC); $I_n \geq 32A$: 10.000 ops. (AC); 1.000 ops (DC) 1 cycle (2s - ON, 13s - OFF, $I_n \leq 32A$), 1 cycle (2s - ON, 28s - OFF, $I_n \geq 32A$)
	Data acc. to IEC/EN 60947-2	Rated operational voltage U_e	V
Max. power frequency recovery voltage (U_{max})		V	1P: 253 V AC; 1P+N: 253 V AC; 2...4P: 440 V AC; 3P+N: 440 V AC 1P: 66 V DC; 2P: 125 V DC
Min. operating voltage		V	12 V AC - 12 V DC
Rated ultimate short-circuit breaking capacity I_{cu}		kA	$\leq 40 A$: 15 kA; 50,63 A: 10 kA
Rated service short-circuit breaking capacity I_{cs}		kA	$\leq 40 A$: 11.2 kA; 50,63 A: 7.5 kA
Rated impulse withstand voltage U_{imp} (1.2/50 μ s)		kV	4 kV (test voltage 6.2 kV at sea level; 5 kV at 2,000 m)
Dielectric test voltage		kV	2 kV (50/60 Hz, 1 min)
Reference temperature for tripping characteristics		°C	B, C, D: 55 °C; K, Z: 20 °C
Electrical endurance	ops.	$I_n < 32A$: 20.000 ops (AC); $I_n \geq 32A$: 10.000 ops. (AC); 1.000 ops (DC) 1 cycle (2s - ON, 13s - OFF, $I_n \leq 32A$), 1 cycle (2s - ON, 28s - OFF, $I_n \geq 32A$)	

		S200 MT
Mechanical data	Housing	Insulation group I, RAL 7035
	Toggle	Insulation group II, black, sealable
	Contact position indicator	Marking on toggle (I ON/ 0 OFF)
	Protection degree acc. to EN 60529	IP20 (also fulfilling the req. acc. to the protection degree IPXXB); IP40 in enclosure with cover
	Mechanical endurance	ops. 20,000 ops
	Shock resistance acc. to IEC/EN 60068-2-27	30g - 3 shocks - 11ms
	Vibration resistance acc. to IEC/EN 60068-2-6	5g - 20 cycles at 5...150...5 Hz with load 0,8I _n
	Environmental conditions (damp heat) acc. to IEC/EN 60068-2-30	°C/RH 28 cycles with 55°C/90-96% and 25°C/95-100%
	Ambient temperature (with daily average ≤ +35 °C)	°C -25 ... +55°C
	Storage temperature	°C -40 ... +70°C
Installation	Terminal type	failsafe bi-directional cylinder-lift terminal
	Cross-section of conductors (top/bottom)	mm ² 25 mm ² /25 mm ²
	Cross-section of busbars	mm ² 10 mm ² /10 mm ²
	Tightening torque	Nm 2.8 Nm
	Screwdriver	No. 2 Pozidriv
	Mounting	On DIN-Rail 35mm acc. to EN 60715 by fast clip
	Mounting position	any
Dimensions and weight	Supply	optional
	Mounting dimensions acc. to DIN 43880	Mounting dimension 1
	Pole dimensions (H x D x W)	mm 88 x 69 x 17.5 mm
	Pole weight	g approx. 125 g
Combination with auxiliary elements	See table page 4/4	

MCBs

S 200 series MT 10000, B characteristic

2



S 201 MT

2CDC0210450010



S 202 MT

2CDC02104350011



S 203 MT

2CDC02104450011

S 200 MT, B characteristic

Function: protection and control of the circuits against overloads and short-circuits; protection for people and large length of cables in TN and IT systems.

Standards: IEC/EN 60898-1, IEC/EN 60947-2

Hazard level R26/HL3 according to EN 45545

Exigence 3 according to NF F 16-101/102 (I2-F3)

Category 1 - Class A/B (Body mounted) according to IEC 61373

$I_{cn}=10$ kA

Number of poles	Rated current	Bbn 4016779	Order details		Price 1 piece	Weight 1 piece kg	Pack unit pc.
	I_n A	EAN	Type code	Order code			
1	6	876216	S201MT-B6	2CDS271006R0065		0.125	10
	10	876223	S201MT-B10	2CDS271006R0105		0.125	10
	13	876230	S201MT-B13	2CDS271006R0135		0.125	10
	16	876247	S201MT-B16	2CDS271006R0165		0.125	10
	20	876254	S201MT-B20	2CDS271006R0205		0.125	10
	25	876261	S201MT-B25	2CDS271006R0255		0.125	10
	32	876278	S201MT-B32	2CDS271006R0325		0.125	10
	40	876285	S201MT-B40	2CDS271006R0405		0.125	10
	50	876292	S201MT-B50	2CDS271006R0505		0.125	10
	63	876308	S201MT-B63	2CDS271006R0635		0.125	10

Number of poles	Rated current	Bbn 4016779	Order details		Price 1 piece	Weight 1 piece kg	Pack unit pc.
	I_n A	EAN	Type code	Order code			
2	6	875134	S202MT-B6	2CDS272006R0065		0.250	5
	10	875141	S202MT-B10	2CDS272006R0105		0.250	5
	13	875158	S202MT-B13	2CDS272006R0135		0.250	5
	16	875165	S202MT-B16	2CDS272006R0165		0.250	5
	20	875172	S202MT-B20	2CDS272006R0205		0.250	5
	25	875189	S202MT-B25	2CDS272006R0255		0.250	5
	32	875196	S202MT-B32	2CDS272006R0325		0.250	5
	40	875202	S202MT-B40	2CDS272006R0405		0.250	5
	50	875219	S202MT-B50	2CDS272006R0505		0.250	5
	63	875226	S202MT-B63	2CDS272006R0635		0.250	5

Number of poles	Rated current	Bbn 4016779	Order details		Price 1 piece	Weight 1 piece kg	Pack unit pc.	
	I_n A	EAN	Type code	Order code				
3	6	7320500 452318	S203MT-B6	2CDS273006R0065		0.375	1	
	10	871631	S203MT-B10	2CDS273006R0105		0.375	1	
	13	871648	S203MT-B13	2CDS273006R0135		0.375	1	
	16	871655	S203MT-B16	2CDS273006R0165		0.375	1	
	20	871662	S203MT-B20	2CDS273006R0205		0.375	1	
	25	871679	S203MT-B25	2CDS273006R0255		0.375	1	
	32	871686	S203MT-B32	2CDS273006R0325		0.375	1	
	40	871693	S203MT-B40	2CDS273006R0405		0.375	1	
	50	871709	S203MT-B50	2CDS273006R0505		0.375	1	
		63	871716	S203MT-B63	2CDS273006R0635		0.375	1



S 204 MT

2CDC021046S001



S 201 MT NA

2CDC021042S001



S 203 MT NA

2CDC021041S001

Number of poles	Rated current	Bbn 4016779	Order details		Price 1 piece	Weight 1 piece	Pack unit
	I_n A	EAN	Type code	Order code		kg	pc.
4	6	871723	S204MT-B6	2CDS274006R0065		0.500	1
	10	871730	S204MT-B10	2CDS274006R0105		0.500	1
	13	871747	S204MT-B13	2CDS274006R0135		0.500	1
	16	871754	S204MT-B16	2CDS274006R0165		0.500	1
	20	871761	S204MT-B20	2CDS274006R0205		0.500	1
	25	871778	S204MT-B25	2CDS274006R0255		0.500	1
	32	871785	S204MT-B32	2CDS274006R0325		0.500	1
	40	871792	S204MT-B40	2CDS274006R0405		0.500	1
	50	871808	S204MT-B50	2CDS274006R0505		0.500	1
	63	871815	S204MT-B63	2CDS274006R0635		0.500	1

With disconnecting neutral NA

Number of poles	Rated current	Bbn 4016779	Order details		Price 1 piece	Weight 1 piece	Pack unit
	I_n A	EAN	Type code	Order code		kg	pc.
1+NA	6	875233	S201MT-B6NA	2CDS271106R0065		0.250	5
	10	875240	S201MT-B10NA	2CDS271106R0105		0.250	5
	13	875257	S201MT-B13NA	2CDS271106R0135		0.250	5
	16	875264	S201MT-B16NA	2CDS271106R0165		0.250	5
	20	875271	S201MT-B20NA	2CDS271106R0205		0.250	5
	25	875288	S201MT-B25NA	2CDS271106R0255		0.250	5
	32	875295	S201MT-B32NA	2CDS271106R0325		0.250	5
	40	875301	S201MT-B40NA	2CDS271106R0405		0.250	5
	50	875318	S201MT-B50NA	2CDS271106R0505		0.250	5
	63	875325	S201MT-B63NA	2CDS271106R0635		0.250	5

Number of poles	Rated current	Bbn 4016779	Order details		Price 1 piece	Weight 1 piece	Pack unit
	I_n A	EAN	Type code	Order code		kg	pc.
3+NA	6	871822	S203MT-B6NA	2CDS273106R0065		0.500	1
	10	871839	S203MT-B10NA	2CDS273106R0105		0.500	1
	13	871846	S203MT-B13NA	2CDS273106R0135		0.500	1
	16	871853	S203MT-B16NA	2CDS273106R0165		0.500	1
	20	871860	S203MT-B20NA	2CDS273106R0205		0.500	1
	25	871877	S203MT-B25NA	2CDS273106R0255		0.500	1
	32	871884	S203MT-B32NA	2CDS273106R0325		0.500	1
	40	871891	S203MT-B40NA	2CDS273106R0405		0.500	1
	50	871907	S203MT-B50NA	2CDS273106R0505		0.500	1
	63	871914	S203MT-B63NA	2CDS273106R0635		0.580	1

MCBs

S 200 series MT 10000, C characteristic

2



S 201 MT

2CDC02112450010



S 202 MT

2CDC02104350011

S 200 MT, C characteristic

Function: protection and control of the circuits against overloads and short-circuits; protection for resistive and inductive loads with low inrush current.

Standards: IEC/EN 60898-1, IEC/EN 60947-2

Hazard level R26/HL3 according to EN 45545

Exigence 3 according to NF F 16-101/102 (I2-F3)

Category 1 - Class A/B (Body mounted) according to IEC 61373

I_{cn} = 10 kA

Number of poles	Rated current	Bbn 4016779	Order details		Price 1 piece	Weight 1 piece kg	Pack unit pc.
	I_n A	EAN	Type code	Order code			
1	0.5	765923	S201MT-C0,5	2CDS271006R0984		0.125	10
	1	765435	S201MT-C1	2CDS271006R0014		0.125	10
	1.6	765916	S201MT-C1,6	2CDS271006R0974		0.125	10
	2	765442	S201MT-C2	2CDS271006R0024		0.125	10
	3	765459	S201MT-C3	2CDS271006R0034		0.125	10
	4	765466	S201MT-C4	2CDS271006R0044		0.125	10
	6	765473	S201MT-C6	2CDS271006R0064		0.125	10
	8	765480	S201MT-C8	2CDS271006R0084		0.125	10
	10	765497	S201MT-C10	2CDS271006R0104		0.125	10
	13	765503	S201MT-C13	2CDS271006R0134		0.125	10
	16	765534	S201MT-C16	2CDS271006R0164		0.125	10
	20	765541	S201MT-C20	2CDS271006R0204		0.125	10
	25	765572	S201MT-C25	2CDS271006R0254		0.125	10
	32	765640	S201MT-C32	2CDS271006R0324		0.125	10
	40	765695	S201MT-C40	2CDS271006R0404		0.125	10
	50	765794	S201MT-C50	2CDS271006R0504		0.125	10
63	765909	S201MT-C63	2CDS271006R0634		0.125	10	

Number of poles	Rated current	Bbn 4016779	Order details		Price 1 piece	Weight 1 piece kg	Pack unit pc.
	I_n A	EAN	Type code	Order code			
2	0.5	767880	S202MT-C0,5	2CDS272006R0984		0.250	5
	1	767392	S202MT-C1	2CDS272006R0014		0.250	5
	1.6	767873	S202MT-C1,6	2CDS272006R0974		0.250	5
	2	767408	S202MT-C2	2CDS272006R0024		0.250	5
	3	767415	S202MT-C3	2CDS272006R0034		0.250	5
	4	767422	S202MT-C4	2CDS272006R0044		0.250	5
	6	767439	S202MT-C6	2CDS272006R0064		0.250	5
	8	767446	S202MT-C8	2CDS272006R0084		0.250	5
	10	767453	S202MT-C10	2CDS272006R0104		0.250	5
	13	767460	S202MT-C13	2CDS272006R0134		0.250	5
	16	767491	S202MT-C16	2CDS272006R0164		0.250	5
	20	767507	S202MT-C20	2CDS272006R0204		0.250	5
	25	767538	S202MT-C25	2CDS272006R0254		0.250	5
	32	767606	S202MT-C32	2CDS272006R0324		0.250	5
	40	767651	S202MT-C40	2CDS272006R0404		0.250	5
	50	767750	S202MT-C50	2CDS272006R0504		0.250	5
63	767866	S202MT-C63	2CDS272006R0634		0.250	5	



S 203 MT

2CDC021044S0011



S 204 MT

2CDC021046S0011

Number of poles	Rated current	Bbn 4016779	Order details		Price 1 piece	Weight 1 piece kg	Pack unit pc.
	I _n A	EAN	Type code	Order code			
3	0.5	770422	S203MT-C0,5	2CDS273006R0984		0.375	1
	1	769938	S203MT-C1	2CDS273006R0014		0.375	1
	1.6	770415	S203MT-C1,6	2CDS273006R0974		0.375	1
	2	769945	S203MT-C2	2CDS273006R0024		0.375	1
	3	769952	S203MT-C3	2CDS273006R0034		0.375	1
	4	769969	S203MT-C4	2CDS273006R0044		0.375	1
	6	769976	S203MT-C6	2CDS273006R0064		0.375	1
	8	769983	S203MT-C8	2CDS273006R0084		0.375	1
	10	769990	S203MT-C10	2CDS273006R0104		0.375	1
	13	770002	S203MT-C13	2CDS273006R0134		0.375	1
	16	770033	S203MT-C16	2CDS273006R0164		0.375	1
	20	770040	S203MT-C20	2CDS273006R0204		0.375	1
	25	770071	S203MT-C25	2CDS273006R0254		0.375	1
	32	770149	S203MT-C32	2CDS273006R0324		0.375	1
	40	770194	S203MT-C40	2CDS273006R0404		0.375	1
50	770293	S203MT-C50	2CDS273006R0504		0.375	1	
63	770408	S203MT-C63	2CDS273006R0634		0.375	1	

Number of poles	Rated current	Bbn 4016779	Order details		Price 1 piece	Weight 1 piece kg	Pack unit pc.
	I _n A	EAN	Type code	Order code			
4	0.5	772389	S204MT-C0,5	2CDS274006R0984		0.500	1
	1	771894	S204MT-C1	2CDS274006R0014		0.500	1
	1.6	772372	S204MT-C1,6	2CDS274006R0974		0.500	1
	2	771900	S204MT-C2	2CDS274006R0024		0.500	1
	3	771917	S204MT-C3	2CDS274006R0034		0.500	1
	4	771924	S204MT-C4	2CDS274006R0044		0.500	1
	6	771931	S204MT-C6	2CDS274006R0064		0.500	1
	8	771948	S204MT-C8	2CDS274006R0084		0.500	1
	10	771955	S204MT-C10	2CDS274006R0104		0.500	1
	13	771962	S204MT-C13	2CDS274006R0134		0.500	1
	16	771993	S204MT-C16	2CDS274006R0164		0.500	1
	20	772006	S204MT-C20	2CDS274006R0204		0.500	1
	25	772037	S204MT-C25	2CDS274006R0254		0.500	1
	32	772105	S204MT-C32	2CDS274006R0324		0.500	1
	40	772150	S204MT-C40	2CDS274006R0404		0.500	1
50	772259	S204MT-C50	2CDS274006R0504		0.500	1	
63	772365	S204MT-C63	2CDS274006R0634		0.500	1	

MCBs

S 200 series MT 10000, C characteristic

2



S 201 MT NA



S 203 MT NA

With disconnecting neutral NA

Number of poles	Rated current	Bbn 4016779	Order details		Price 1 piece	Weight 1 piece kg	Pack unit pc.
	I_n A	EAN	Type code	Order code			
1+NA	0.5	767385	S201MT-C0,5NA	2CDS271106R0984		0.250	5
	1	766937	S201MT-C1NA	2CDS271106R0014		0.250	5
	1.6	767378	S201MT-C1,6NA	2CDS271106R0974		0.250	5
	2	766944	S201MT-C2NA	2CDS271106R0024		0.250	5
	3	766951	S201MT-C3NA	2CDS271106R0034		0.250	5
	4	766968	S201MT-C4NA	2CDS271106R0044		0.250	5
	6	766975	S201MT-C6NA	2CDS271106R0064		0.250	5
	8	766982	S201MT-C8NA	2CDS271106R0084		0.250	5
	10	766999	S201MT-C10NA	2CDS271106R0104		0.250	5
	13	767002	S201MT-C13NA	2CDS271106R0134		0.250	5
	16	767033	S201MT-C16NA	2CDS271106R0164		0.250	5
	20	767040	S201MT-C20NA	2CDS271106R0204		0.250	5
	25	767071	S201MT-C25NA	2CDS271106R0254		0.250	5
	32	767149	S201MT-C32NA	2CDS271106R0324		0.250	5
	40	767194	S201MT-C40NA	2CDS271106R0404		0.250	5
50	769891	S201MT-C50NA	2CDS271106R0504		0.250	5	
63	769921	S201MT-C63NA	2CDS271106R0634		0.250	5	

Number of poles	Rated current	Bbn 4016779	Order details		Price 1 piece	Weight 1 piece kg	Pack unit pc.
	I_n A	EAN	Type code	Order code			
3+NA	0.5	771887	S203MT-C0,5NA	2CDS273106R0984		0.500	1
	1	771436	S203MT-C1NA	2CDS273106R0014		0.500	1
	1.6	771870	S203MT-C1,6NA	2CDS273106R0974		0.500	1
	2	771443	S203MT-C2NA	2CDS273106R0024		0.500	1
	3	771450	S203MT-C3NA	2CDS273106R0034		0.500	1
	4	771467	S203MT-C4NA	2CDS273106R0044		0.500	1
	6	771474	S203MT-C6NA	2CDS273106R0064		0.500	1
	8	771481	S203MT-C8NA	2CDS273106R0084		0.500	1
	10	771498	S203MT-C10NA	2CDS273106R0104		0.500	1
	13	771504	S203MT-C13NA	2CDS273106R0134		0.500	1
	16	771535	S203MT-C16NA	2CDS273106R0164		0.500	1
	20	771542	S203MT-C20NA	2CDS273106R0204		0.500	1
	25	771573	S203MT-C25NA	2CDS273106R0254		0.500	1
	32	771641	S203MT-C32NA	2CDS273106R0324		0.500	1
	40	771696	S203MT-C40NA	2CDS273106R0404		0.500	1
	50	774390	S203MT-C50NA	2CDS273106R0504		0.580	1
	63	774420	S203MT-C63NA	2CDS273106R0634		0.580	1

MCBs

S 200 series MT 10000, D characteristic



S 201 MT



S 202 MT

S 200 MT-D characteristic

Function: protection and control of the circuits against overloads and short-circuits; protection for circuits which supply loads with high inrush current at the circuit closing (LV/LV transformers, breakdown lamps).

Standards: IEC/EN 60898-1, IEC/EN 60947-2

Hazard level R26/HL3 according to EN 45545

Exigence 3 according to NF F 16-101/102 (I2-F3)

Category 1 - Class A/B (Body mounted) according to IEC 61373

$I_{cn} = 10$ kA

Number of poles	Rated current	Bbn 4016779	Order details		Price 1 piece	Weight 1 piece	Pack unit
	I_n A	EAN	Type code	Order code			
1	0.5	876315	S201MT-D0,5	2CDS271006R0981		0.125	10
	1	876322	S201MT-D1	2CDS271006R0011		0.125	10
	1.6	876339	S201MT-D1,6	2CDS271006R0971		0.125	10
	2	876346	S201MT-D2	2CDS271006R0021		0.125	10
	3	876353	S201MT-D3	2CDS271006R0031		0.125	10
	4	876360	S201MT-D4	2CDS271006R0041		0.125	10
	6	876377	S201MT-D6	2CDS271006R0061		0.125	10
	8	876384	S201MT-D8	2CDS271006R0081		0.125	10
	10	876391	S201MT-D10	2CDS271006R0101		0.125	10
	13	876407	S201MT-D13	2CDS271006R0131		0.125	10
	16	876414	S201MT-D16	2CDS271006R0161		0.125	10
	20	876421	S201MT-D20	2CDS271006R0201		0.125	10
	25	876438	S201MT-D25	2CDS271006R0251		0.125	10
	32	876445	S201MT-D32	2CDS271006R0321		0.125	10
	40	876452	S201MT-D40	2CDS271006R0401		0.125	10
	50	876469	S201MT-D50	2CDS271006R0501		0.125	10
63	876476	S201MT-D63	2CDS271006R0631		0.125	10	

Number of poles	Rated current	Bbn 4016779	Order details		Price 1 piece	Weight 1 piece	Pack unit
	I_n A	EAN	Type code	Order code			
2	0.5	875332	S202MT-D0,5	2CDS272006R0981		0.250	5
	1	875349	S202MT-D1	2CDS272006R0011		0.250	5
	1.6	875356	S202MT-D1,6	2CDS272006R0971		0.250	5
	2	875363	S202MT-D2	2CDS272006R0021		0.250	5
	3	875370	S202MT-D3	2CDS272006R0031		0.250	5
	4	875387	S202MT-D4	2CDS272006R0041		0.250	5
	6	875394	S202MT-D6	2CDS272006R0061		0.250	5
	8	875400	S202MT-D8	2CDS272006R0081		0.250	5
	10	875417	S202MT-D10	2CDS272006R0101		0.250	5
	13	875424	S202MT-D13	2CDS272006R0131		0.250	5
	16	875431	S202MT-D16	2CDS272006R0161		0.250	5
	20	875448	S202MT-D20	2CDS272006R0201		0.250	5
	25	875455	S202MT-D25	2CDS272006R0251		0.250	5
	32	875462	S202MT-D32	2CDS272006R0321		0.250	5
	40	875479	S202MT-D40	2CDS272006R0401		0.250	5
	50	875486	S202MT-D50	2CDS272006R0501		0.250	5
63	875493	S202MT-D63	2CDS272006R0631		0.250	5	

MCBs

S 200 series MT 10000, D characteristic

2



S 203 MT

2CDC02104450011



S 204 MT

2CDC02104080011

Number of poles	Rated current	Bbn 4016779	Order details		Price 1 piece	Weight 1 piece kg	Pack unit pc.
	I _n A	EAN	Type code	Order code			
3	0.5	871921	S203MT-D0,5	2CDS273006R0981		0.375	1
	1	871938	S203MT-D1	2CDS273006R0011		0.375	1
	1.6	871945	S203MT-D1,6	2CDS273006R0971		0.375	1
	2	871952	S203MT-D2	2CDS273006R0021		0.375	1
	3	871969	S203MT-D3	2CDS273006R0031		0.375	1
	4	871976	S203MT-D4	2CDS273006R0041		0.375	1
	6	871983	S203MT-D6	2CDS273006R0061		0.375	1
	8	871990	S203MT-D8	2CDS273006R0081		0.375	1
	10	872003	S203MT-D10	2CDS273006R0101		0.375	1
	13	872010	S203MT-D13	2CDS273006R0131		0.375	1
	16	872027	S203MT-D16	2CDS273006R0161		0.375	1
	20	872034	S203MT-D20	2CDS273006R0201		0.375	1
	25	872041	S203MT-D25	2CDS273006R0251		0.375	1
	32	872058	S203MT-D32	2CDS273006R0321		0.375	1
	40	872065	S203MT-D40	2CDS273006R0401		0.375	1
	50	872072	S203MT-D50	2CDS273006R0501		0.375	1
63	872089	S203MT-D63	2CDS273006R0631		0.375	1	

Number of poles	Rated current	Bbn 4016779	Order details		Price 1 piece	Weight 1 piece kg	Pack unit pc.
	I _n A	EAN	Type code	Order code			
4	0.5	872096	S204MT-D0,5	2CDS274006R0981		0.500	1
	1	872102	S204MT-D1	2CDS274006R0011		0.500	1
	1.6	872119	S204MT-D1,6	2CDS274006R0971		0.500	1
	2	872126	S204MT-D2	2CDS274006R0021		0.500	1
	3	872133	S204MT-D3	2CDS274006R0031		0.500	1
	4	872140	S204MT-D4	2CDS274006R0041		0.500	1
	6	872157	S204MT-D6	2CDS274006R0061		0.500	1
	8	872164	S204MT-D8	2CDS274006R0081		0.500	1
	10	872171	S204MT-D10	2CDS274006R0101		0.500	1
	13	872188	S204MT-D13	2CDS274006R0131		0.500	1
	16	872195	S204MT-D16	2CDS274006R0161		0.500	1
	20	872201	S204MT-D20	2CDS274006R0201		0.500	1
	25	872218	S204MT-D25	2CDS274006R0251		0.500	1
	32	872225	S204MT-D32	2CDS274006R0321		0.500	1
	40	872232	S204MT-D40	2CDS274006R0401		0.500	1
	50	872249	S204MT-D50	2CDS274006R0501		0.500	1
63	872256	S204MT-D63	2CDS274006R0631		0.500	1	

With disconnecting neutral NA



S 201 MT NA

2CDC002104250011



S 203 MT NA

2CDC002104150011

Number of poles	Rated current	Bbn 4016779	Order details		Price 1 piece	Weight 1 piece	Pack unit
	I_n A	EAN	Type code	Order code			
1+NA	0.5	875509	S201MT-D0,5NA	2CDS271106R0981		0.250	5
	1	875516	S201MT-D1NA	2CDS271106R0011		0.250	5
	1.6	875523	S201MT-D1,6NA	2CDS271106R0971		0.250	5
	2	875530	S201MT-D2NA	2CDS271106R0021		0.250	5
	3	875547	S201MT-D3NA	2CDS271106R0031		0.250	5
	4	875554	S201MT-D4NA	2CDS271106R0041		0.250	5
	6	875561	S201MT-D6NA	2CDS271106R0061		0.250	5
	8	875578	S201MT-D8NA	2CDS271106R0081		0.250	5
	10	875585	S201MT-D10NA	2CDS271106R0101		0.250	5
	13	875592	S201MT-D13NA	2CDS271106R0131		0.250	5
	16	875608	S201MT-D16NA	2CDS271106R0161		0.250	5
	20	875615	S201MT-D20NA	2CDS271106R0201		0.250	5
	25	875622	S201MT-D25NA	2CDS271106R0251		0.250	5
	32	875639	S201MT-D32NA	2CDS271106R0321		0.250	5
	40	875646	S201MT-D40NA	2CDS271106R0401		0.250	5
	50	875653	S201MT-D50NA	2CDS271106R0501		0.290	5
63	875660	S201MT-D63NA	2CDS271106R0631		0.290	5	

Number of poles	Rated current	Bbn 4016779	Order details		Price 1 piece	Weight 1 piece	Pack unit
	I_n A	EAN	Type code	Order code			
3+NA	0.5	872263	S203MT-D0,5NA	2CDS273106R0981		0.500	1
	1	872270	S203MT-D1NA	2CDS273106R0011		0.500	1
	1.6	872287	S203MT-D1,6NA	2CDS273106R0971		0.500	1
	2	872294	S203MT-D2NA	2CDS273106R0021		0.500	1
	3	872300	S203MT-D3NA	2CDS273106R0031		0.500	1
	4	872317	S203MT-D4NA	2CDS273106R0041		0.500	1
	6	872324	S203MT-D6NA	2CDS273106R0061		0.500	1
	8	872331	S203MT-D8NA	2CDS273106R0081		0.500	1
	10	872348	S203MT-D10NA	2CDS273106R0101		0.500	1
	13	872355	S203MT-D13NA	2CDS273106R0131		0.500	1
	16	872362	S203MT-D16NA	2CDS273106R0161		0.500	1
	20	872379	S203MT-D20NA	2CDS273106R0201		0.500	1
	25	872386	S203MT-D25NA	2CDS273106R0251		0.500	1
	32	872393	S203MT-D32NA	2CDS273106R0321		0.500	1
	40	872409	S203MT-D40NA	2CDS273106R0401		0.500	1
	50	872416	S203MT-D50NA	2CDS273106R0501		0.580	1
63	872423	S203MT-D63NA	2CDS273106R0631		0.580	1	

MCBs

S 200 series MT 10000, K characteristic

2



S 201 MT



S 202 MT

S 200 MT, K (power) characteristic

Function: protection and control of the circuits like motors, transformer and auxiliary circuits, against overloads and short-circuits.

Advantages: no nuisance tripping in the case of functional peak currents up to $10xI_n$, depending on the series; through its highly sensitive thermostatic bimetal trip, the K-type characteristic offers protection to damageable elements in the overcurrent range; it also provides the best protection to cables and lines.

Standards: IEC/EN 60947-2

Hazard level R26/HL3 according to EN 45545

Exigence 3 according to NF F 16-101/102 (I2-F3)

Category 1 - Class A/B (Body mounted) according to IEC 61373

$I_{cu} = 15 \text{ kA for } 0.5 \text{ A} \leq I_n \leq 40 \text{ A}$

$I_{cu} = 10 \text{ kA for } 50 \text{ A} \leq I_n \leq 63 \text{ A}$

Number of poles	Rated current	Bbn 4016779	Order details		Price 1 piece	Weight 1 piece	Pack unit
	I_n A	EAN	Type code	Order code		kg	pc.
1	0.5	765510	S201MT-K0,5	2CDS271006R0157		0.125	10
	1	765558	S201MT-K1	2CDS271006R0217		0.125	10
	1.6	765589	S201MT-K1,6	2CDS271006R0257		0.125	10
	2	765602	S201MT-K2	2CDS271006R0277		0.125	10
	3	765626	S201MT-K3	2CDS271006R0317		0.125	10
	4	765657	S201MT-K4	2CDS271006R0337		0.125	10
	6	765671	S201MT-K6	2CDS271006R0377		0.125	10
	8	765701	S201MT-K8	2CDS271006R0407		0.125	10
	10	765725	S201MT-K10	2CDS271006R0427		0.125	10
	13	765749	S201MT-K13	2CDS271006R0447		0.125	10
	16	765756	S201MT-K16	2CDS271006R0467		0.125	10
	20	765770	S201MT-K20	2CDS271006R0487		0.125	10
	25	765800	S201MT-K25	2CDS271006R0517		0.125	10
	32	765824	S201MT-K32	2CDS271006R0537		0.125	10
	40	765848	S201MT-K40	2CDS271006R0557		0.125	10
	50	765862	S201MT-K50	2CDS271006R0577		0.125	10
63	765886	S201MT-K63	2CDS271006R0607		0.125	10	

Number of poles	Rated current	Bbn 4016779	Order details		Price 1 piece	Weight 1 piece	Pack unit
	I_n A	EAN	Type code	Order code		kg	pc.
2	0.5	767477	S202MT-K0,5	2CDS272006R0157		0.250	5
	1	767514	S202MT-K1	2CDS272006R0217		0.250	5
	1.6	767545	S202MT-K1,6	2CDS272006R0257		0.250	5
	2	767569	S202MT-K2	2CDS272006R0277		0.250	5
	3	767583	S202MT-K3	2CDS272006R0317		0.250	5
	4	767613	S202MT-K4	2CDS272006R0337		0.250	5
	6	767637	S202MT-K6	2CDS272006R0377		0.250	5
	8	767668	S202MT-K8	2CDS272006R0407		0.250	5
	10	767682	S202MT-K10	2CDS272006R0427		0.250	5
	13	767705	S202MT-K13	2CDS272006R0447		0.250	5
	16	767712	S202MT-K16	2CDS272006R0467		0.250	5
	20	767736	S202MT-K20	2CDS272006R0487		0.250	5
	25	767767	S202MT-K25	2CDS272006R0517		0.250	5
	32	767781	S202MT-K32	2CDS272006R0537		0.250	5
	40	767804	S202MT-K40	2CDS272006R0557		0.250	5
	50	767828	S202MT-K50	2CDS272006R0577		0.250	5
63	767842	S202MT-K63	2CDS272006R0607		0.250	5	



S 203 MT

2CDC021044S0011



S 204 MT

2CDC021046S0011

Number of poles	Rated current	Bbn 4016779	Order details		Price 1 piece	Weight 1 piece kg	Pack unit pc.
	I _n A	EAN	Type code	Order code			
3	0.5	770019	S203MT-K0,5	2CDS273006R0157		0.375	1
	1	770057	S203MT-K1	2CDS273006R0217		0.375	1
	1.6	770088	S203MT-K1,6	2CDS273006R0257		0.375	1
	2	770101	S203MT-K2	2CDS273006R0277		0.375	1
	3	770125	S203MT-K3	2CDS273006R0317		0.375	1
	4	770156	S203MT-K4	2CDS273006R0337		0.375	1
	6	770170	S203MT-K6	2CDS273006R0377		0.375	1
	8	770200	S203MT-K8	2CDS273006R0407		0.375	1
	10	770224	S203MT-K10	2CDS273006R0427		0.375	1
	13	770248	S203MT-K13	2CDS273006R0447		0.375	1
	16	770255	S203MT-K16	2CDS273006R0467		0.375	1
	20	770279	S203MT-K20	2CDS273006R0487		0.375	1
	25	770309	S203MT-K25	2CDS273006R0517		0.375	1
	32	770323	S203MT-K32	2CDS273006R0537		0.375	1
	40	770347	S203MT-K40	2CDS273006R0557		0.375	1
	50	770361	S203MT-K50	2CDS273006R0577		0.375	1
63	770385	S203MT-K63	2CDS273006R0607		0.375	1	

Number of poles	Rated current	Bbn 4016779	Order details		Price 1 piece	Weight 1 piece kg	Pack unit pc.
	I _n A	EAN	Type code	Order code			
4	0.5	771979	S204MT-K0,5	2CDS274006R0157		0.500	1
	1	772013	S204MT-K1	2CDS274006R0217		0.500	1
	1.6	772044	S204MT-K1,6	2CDS274006R0257		0.500	1
	2	772068	S204MT-K2	2CDS274006R0277		0.500	1
	3	772082	S204MT-K3	2CDS274006R0317		0.500	1
	4	772112	S204MT-K4	2CDS274006R0337		0.500	1
	6	772136	S204MT-K6	2CDS274006R0377		0.500	1
	8	772167	S204MT-K8	2CDS274006R0407		0.500	1
	10	772181	S204MT-K10	2CDS274006R0427		0.500	1
	13	772204	S204MT-K13	2CDS274006R0447		0.500	1
	16	772211	S204MT-K16	2CDS274006R0467		0.500	1
	20	772235	S204MT-K20	2CDS274006R0487		0.500	1
	25	772266	S204MT-K25	2CDS274006R0517		0.500	1
	32	772280	S204MT-K32	2CDS274006R0537		0.500	1
	40	772303	S204MT-K40	2CDS274006R0557		0.500	1
	50	772327	S204MT-K50	2CDS274006R0577		0.500	1
63	772341	S204MT-K63	2CDS274006R0607		0.500	1	

MCBs

S 200 series MT 10000, K characteristic

2



S 201 MT NA



S 203 MT NA

With disconnecting neutral NA

Number of poles	Rated current	Bbn 4016779	Order details		Price 1 piece	Weight 1 piece	Pack unit
	I_n A	EAN	Type code	Order code			
1+NA	0.5	767019	S201MT-K0,5NA	2CDS271106R0157		0.250	5
	1	767057	S201MT-K1NA	2CDS271106R0217		0.250	5
	1.6	767088	S201MT-K1,6NA	2CDS271106R0257		0.250	5
	2	767101	S201MT-K2NA	2CDS271106R0277		0.250	5
	3	767125	S201MT-K3NA	2CDS271106R0317		0.250	5
	4	767156	S201MT-K4NA	2CDS271106R0337		0.250	5
	6	767170	S201MT-K6NA	2CDS271106R0377		0.250	5
	8	767200	S201MT-K8NA	2CDS271106R0407		0.250	5
	10	767224	S201MT-K10NA	2CDS271106R0427		0.250	5
	13	767248	S201MT-K13NA	2CDS271106R0447		0.250	5
	16	767255	S201MT-K16NA	2CDS271106R0467		0.250	5
	20	767279	S201MT-K20NA	2CDS271106R0487		0.250	5
	25	767293	S201MT-K25NA	2CDS271106R0517		0.250	5
	32	767316	S201MT-K32NA	2CDS271106R0537		0.250	5
40	767330	S201MT-K40NA	2CDS271106R0557		0.250	5	
50	769907	S201MT-K50NA	2CDS271106R0577		0.250	5	
63	769914	S201MT-K63NA	2CDS271106R0607		0.250	5	

Number of poles	Rated current	Bbn 4016779	Order details		Price 1 piece	Weight 1 piece	Pack unit
	I_n A	EAN	Type code	Order code			
3+NA	0.5	771511	S203MT-K0,5NA	2CDS273106R0157		0.500	1
	1	771559	S203MT-K1NA	2CDS273106R0217		0.500	1
	1.6	771580	S203MT-K1,6NA	2CDS273106R0257		0.500	1
	2	771603	S203MT-K2NA	2CDS273106R0277		0.500	1
	3	771627	S203MT-K3NA	2CDS273106R0317		0.500	1
	4	771658	S203MT-K4NA	2CDS273106R0337		0.500	1
	6	771672	S203MT-K6NA	2CDS273106R0377		0.500	1
	8	771702	S203MT-K8NA	2CDS273106R0407		0.500	1
	10	771726	S203MT-K10NA	2CDS273106R0427		0.500	1
	13	771740	S203MT-K13NA	2CDS273106R0447		0.500	1
	16	771757	S203MT-K16NA	2CDS273106R0467		0.500	1
	20	771771	S203MT-K20NA	2CDS273106R0487		0.500	1
	25	771795	S203MT-K25NA	2CDS273106R0517		0.500	1
	32	771818	S203MT-K32NA	2CDS273106R0537		0.500	1
	40	771832	S203MT-K40NA	2CDS273106R0557		0.500	1
	50	774406	S203MT-K50NA	2CDS273106R0577		0.500	1
63	774413	S203MT-K63NA	2CDS273106R0607		0.500	1	

MCBs

S 200 series MT 10000, Z characteristic



S 201 MT



S 202 MT

S 200 MT, Z characteristic

Function: protection and control of the electronic circuits against lower and long duration overloads and short-circuits.

Standards: IEC/EN 60947-2, VDE 0660 Part 101

Hazard level R26/HL3 according to EN 45545

Exigence 3 according to NF F 16-101/102 (I2-F3)

Category 1 - Class A/B (Body mounted) according to IEC 61373

I_{cu} = 10 kA (acc. to VDE 0660 Part 101)

Number of poles	Rated current	Bbn 4016779	Order details		Price 1 piece	Weight 1 piece kg	Pack unit pc.
	I_n A	EAN	Type code	Order code			
1	0.5	765527	S201MT-Z0,5	2CDS271006R0158		0.125	10
	1	765565	S201MT-Z1	2CDS271006R0218		0.125	10
	1.6	765596	S201MT-Z1,6	2CDS271006R0258		0.125	10
	2	765619	S201MT-Z2	2CDS271006R0278		0.125	10
	3	765633	S201MT-Z3	2CDS271006R0318		0.125	10
	4	765664	S201MT-Z4	2CDS271006R0338		0.125	10
	6	765688	S201MT-Z6	2CDS271006R0378		0.125	10
	8	765718	S201MT-Z8	2CDS271006R0408		0.125	10
	10	765732	S201MT-Z10	2CDS271006R0428		0.125	10
	16	765763	S201MT-Z16	2CDS271006R0468		0.125	10
	20	765787	S201MT-Z20	2CDS271006R0488		0.125	10
	25	765817	S201MT-Z25	2CDS271006R0518		0.125	10
	32	765831	S201MT-Z32	2CDS271006R0538		0.125	10
	40	765855	S201MT-Z40	2CDS271006R0558		0.125	10
	50	765879	S201MT-Z50	2CDS271006R0578		0.125	10
63	765893	S201MT-Z63	2CDS271006R0608		0.125	10	

Number of poles	Rated current	Bbn 4016779	Order details		Price 1 piece	Weight 1 piece kg	Pack unit pc.
	I_n A	EAN	Type code	Order code			
2	0.5	767484	S202MT-Z0,5	2CDS272006R0158		0.250	5
	1	767521	S202MT-Z1	2CDS272006R0218		0.250	5
	1.6	767552	S202MT-Z1,6	2CDS272006R0258		0.250	5
	2	767576	S202MT-Z2	2CDS272006R0278		0.250	5
	3	767590	S202MT-Z3	2CDS272006R0318		0.250	5
	4	767620	S202MT-Z4	2CDS272006R0338		0.250	5
	6	767644	S202MT-Z6	2CDS272006R0378		0.250	5
	8	767675	S202MT-Z8	2CDS272006R0408		0.250	5
	10	767699	S202MT-Z10	2CDS272006R0428		0.250	5
	16	767729	S202MT-Z16	2CDS272006R0468		0.250	5
	20	767743	S202MT-Z20	2CDS272006R0488		0.250	5
	25	767774	S202MT-Z25	2CDS272006R0518		0.250	5
	32	767798	S202MT-Z32	2CDS272006R0538		0.250	5
	40	767811	S202MT-Z40	2CDS272006R0558		0.250	5
	50	767835	S202MT-Z50	2CDS272006R0578		0.250	5
63	767859	S202MT-Z63	2CDS272006R0608		0.250	5	

MCBs

S 200 series MT 10000, Z characteristic

2



S 203 MT

2CDC02104450011



S 204 MT

2CDC02104600011

Number of poles	Rated current	Bbn 4016779	Order details		Price 1 piece	Weight 1 piece kg	Pack unit pc.
	I _n A	EAN	Type code	Order code			
3	0.5	770026	S203MT-Z0,5	2CDS273006R0158		0.375	1
	1	770064	S203MT-Z1	2CDS273006R0218		0.375	1
	1.6	770095	S203MT-Z1,6	2CDS273006R0258		0.375	1
	2	770118	S203MT-Z2	2CDS273006R0278		0.375	1
	3	770132	S203MT-Z3	2CDS273006R0318		0.375	1
	4	770163	S203MT-Z4	2CDS273006R0338		0.375	1
	6	770187	S203MT-Z6	2CDS273006R0378		0.375	1
	8	770217	S203MT-Z8	2CDS273006R0408		0.375	1
	10	770231	S203MT-Z10	2CDS273006R0428		0.375	1
	16	770262	S203MT-Z16	2CDS273006R0468		0.375	1
	20	770286	S203MT-Z20	2CDS273006R0488		0.375	1
	25	770316	S203MT-Z25	2CDS273006R0518		0.375	1
	32	770330	S203MT-Z32	2CDS273006R0538		0.375	1
	40	770354	S203MT-Z40	2CDS273006R0558		0.375	1
	50	770378	S203MT-Z50	2CDS273006R0578		0.375	1
	63	770392	S203MT-Z63	2CDS273006R0608		0.375	1

Number of poles	Rated current	Bbn 4016779	Order details		Price 1 piece	Weight 1 piece kg	Pack unit pc.
	I _n A	EAN	Type code	Order code			
4	0.5	771986	S204MT-Z0,5	2CDS274006R0158		0.500	1
	1	772020	S204MT-Z1	2CDS274006R0218		0.500	1
	1.6	772051	S204MT-Z1,6	2CDS274006R0258		0.500	1
	2	772075	S204MT-Z2	2CDS274006R0278		0.500	1
	3	772099	S204MT-Z3	2CDS274006R0318		0.500	1
	4	772129	S204MT-Z4	2CDS274006R0338		0.500	1
	6	772143	S204MT-Z6	2CDS274006R0378		0.500	1
	8	772174	S204MT-Z8	2CDS274006R0408		0.500	1
	10	772198	S204MT-Z10	2CDS274006R0428		0.500	1
	16	772228	S204MT-Z16	2CDS274006R0468		0.500	1
	20	772242	S204MT-Z20	2CDS274006R0488		0.500	1
	25	772273	S204MT-Z25	2CDS274006R0518		0.500	1
	32	772297	S204MT-Z32	2CDS274006R0538		0.500	1
	40	772310	S204MT-Z40	2CDS274006R0558		0.500	1
	50	772334	S204MT-Z50	2CDS274006R0578		0.500	1
	63	772358	S204MT-Z63	2CDS274006R0608		0.500	1



S 201 MT NA

2CDC002104250011



S 203 MT NA

2CDC002104150011

With disconnecting neutral NA

Number of poles	Rated current	Bbn 4016779	Order details		Price 1 piece	Weight 1 piece kg	Pack unit pc.
	I_n A	EAN	Type code	Order code			
1+NA	0.5	767026	S201MT-Z0,5NA	2CDS271106R0158		0.260	5
	1	767064	S201MT-Z1NA	2CDS271106R0218		0.260	5
	1.6	767095	S201MT-Z1,6NA	2CDS271106R0258		0.260	5
	2	767118	S201MT-Z2NA	2CDS271106R0278		0.260	5
	3	767132	S201MT-Z3NA	2CDS271106R0318		0.260	5
	4	767163	S201MT-Z4NA	2CDS271106R0338		0.260	5
	6	767187	S201MT-Z6NA	2CDS271106R0378		0.260	5
	8	767217	S201MT-Z8NA	2CDS271106R0408		0.260	5
	10	767231	S201MT-Z10NA	2CDS271106R0428		0.260	5
	16	767262	S201MT-Z16NA	2CDS271106R0468		0.260	5
	20	767286	S201MT-Z20NA	2CDS271106R0488		0.260	5
	25	767309	S201MT-Z25NA	2CDS271106R0518		0.260	5
	32	767323	S201MT-Z32NA	2CDS271106R0538		0.260	5
	40	767347	S201MT-Z40NA	2CDS271106R0558		0.260	5
50	767354	S201MT-Z50NA	2CDS271106R0578		0.320	5	
63	767361	S201MT-Z63NA	2CDS271106R0608		0.320	5	

Number of poles	Rated current	Bbn 4016779	Order details		Price 1 piece	Weight 1 piece kg	Pack unit pc.
	I_n A	EAN	Type code	Order code			
3+NA	0.5	771528	S203MT-Z0,5NA	2CDS273106R0158		0.520	1
	1	771566	S203MT-Z1NA	2CDS273106R0218		0.520	1
	1.6	771597	S203MT-Z1,6NA	2CDS273106R0258		0.520	1
	2	771610	S203MT-Z2NA	2CDS273106R0278		0.520	1
	3	771634	S203MT-Z3NA	2CDS273106R0318		0.520	1
	4	771665	S203MT-Z4NA	2CDS273106R0338		0.520	1
	6	771689	S203MT-Z6NA	2CDS273106R0378		0.520	1
	8	771719	S203MT-Z8NA	2CDS273106R0408		0.520	1
	10	771733	S203MT-Z10NA	2CDS273106R0428		0.520	1
	16	771764	S203MT-Z16NA	2CDS273106R0468		0.520	1
	20	771788	S203MT-Z20NA	2CDS273106R0488		0.520	1
	25	771801	S203MT-Z25NA	2CDS273106R0518		0.520	1
	32	771825	S203MT-Z32NA	2CDS273106R0538		0.520	1
	40	771849	S203MT-Z40NA	2CDS273106R0558		0.520	1
50	771856	S203MT-Z50NA	2CDS273106R0578		0.640	1	
63	771863	S203MT-Z63NA	2CDS273106R0608		0.640	1	

MCBs

S 200 MT UC series technical features

2



S 201 MT UC

		S200 MT UC
Standards	Product Standard	IEC/EN 60947-2
	Hazard level acc. to EN 45545-2	R26/HL3
	Classification according to NF F 16-101/102	I2 / F3 (Exigence 3)
	Resistance to shocks and vibrations acc. to IEC 61373	Category 1 - Class A/B - Body mounted
	GOST 9219-88 approval	Yes
General data	Poles	1P, 2P, 3P, 4P
	Tripping characteristics	B, C, K, Z
	Rated current I_n	A 0.2 - 63 A
	Rated frequency f	Hz 0/50/60 Hz
	Rated insulation voltage U_i acc. to IEC/EN 60664-1	V 253 V AC (phase to ground), 440 V AC (phase to phase)
	Overtoltage category	III
	Pollution degree	2
Data acc. to IEC/EN 60947-2	Rated operational voltage U_g	V 1P: 253 V AC, 220 V DC 2...4P: 440 V AC, 440 V DC
	Max. power frequency recovery voltage (U_{max})	V 1P: 266 V AC, 250 V DC 2...4P: 462 V AC, 500 V DC
	Min. operating voltage	V 12 V AC – 12 V DC
	Rated ultimate short-circuit breaking capacity I_{cu}	kA ≤ 40 A: 10 kA (AC); 10 kA (DC) >40 A: 6 kA (AC); 10 kA (DC)
	Rated service short-circuit breaking capacity I_{cs}	kA ≤ 40 A: 7.5 kA (AC); 10 kA (DC) >40 A: 6 kA (AC); 10 kA (DC)
	Rated impulse withstand voltage U_{imp} (1.2/50 μ s)	kV 4 kV (test voltage 6.2 kV at sea level; 5 kV at 2,000 m)
	Dielectric test voltage	kV 2 kV (50/60 Hz, 1 min)
	Reference temperature for tripping characteristics	$^{\circ}$ C B, C: 55 $^{\circ}$ C; K, Z: 20 $^{\circ}$ C
	Electrical endurance	ops. $I_n < 32$ A: 20,000 ops. (AC), $I_n \geq 32$ A: 10,000 ops. (AC); 1,500 ops. (DC)

		S200 MT UC		
Mechanical data	Housing		Insulation group I, RAL 7035	
	Toggle		Insulation group II, black, sealable	
	Contact position indicator		Real CPI (green OFF / red ON)	
	Protection degree acc. to EN 60529		IP20, IP40 in enclosure with cover	
	Mechanical endurance	ops.	20,000 ops.	
	Shock resistance acc. to IEC/EN 60068-2-27		25 g - 2 shocks - 13 ms	
	Vibration resistance acc. to IEC/EN 60068-2-6		5 g - 20 cycles at 5 ... 150 ... 5 Hz at 0.8 In	
	Environmental conditions (damp heat) acc. to IEC/EN 60068-2-30	°C/RH	28 cycles with 55 °C/90-96 % and 25 °C/95-100 %	
	Ambient temperature (with daily average ≤ +35 °C)	°C	-25 ... +55 °C	
	Storage temperature	°C	-40 ... +70 °C	
Installation	Terminal type		Failsafe bi-directional cylinder-lift terminal	
	Cross-section of conductors (top/bottom)	solid/stranded	mm ²	35 mm ² / 35 mm ²
		flexible	mm ² AWG	25 mm ² / 25 mm ² 14 – 4 AWG (Cu only)
	Cross-section of busbars		mm ²	10 mm ² / 10 mm ²
			AWG	14 – 8 AWG
	Tightening torque	IEC	Nm	2.8 Nm
		UL	in-lbs.	18 in-lbs.
	Screwdriver			No. 2 Pozidriv
Mounting			on DIN-Rail 35 mm, acc. to EN 60715 by fast clip	
Mounting position			any	
Supply			Please note polarity of device	
Dimensions and weight	Mounting dimensions acc. to DIN 43880		1	
	Pole dimensions (H x D x W)	mm	85 x 69 x 17.5 mm	
	Pole weight	g	approx. 125 g	
Combination with auxiliary elements	See table page 4/4			

MCBs

S 200 series MT UC, B characteristic

Universal current range

2



S 201 MT UC

2CDC021008S0014



S 202 MT UC

2CDC021010S0014



S 203 MT UC

2CDC021011S0014



S 204 MT UC

2CDC021012S0014

S 200 MT UC, B characteristic

Function: protection and control of the circuits against overloads and short-circuits; protection for people and big length cables in TN and IT systems; version dedicated to application in direct current circuits for voltages up to 220 V DC 1 pole and 440 V DC 2, 3 and 4 poles.

Standards: IEC/EN 60947-2

Hazard level R26/HL3 according to EN 45545

Exigence 3 according to NF F 16-101/102 (I2-F3)

Category 1 - Class A/B (Body mounted) according to IEC 61373
(for DC applications, please note polarity of device)

I_{cu} = 10 kA

Number of poles	Rated current	Bbn 401361	Order details		Price 1 piece	Weight 1 piece kg	Pack unit pc.
	I_n A	EAN	Type code	Order code			
1	6	4464911	S201MT-B6UC	2CDS271065R0065		0.125	10
	10	4464928	S201MT-B10UC	2CDS271065R0105		0.125	10
	13	4464935	S201MT-B13UC	2CDS271065R0135		0.125	10
	16	4464942	S201MT-B16UC	2CDS271065R0165		0.125	10
	20	4464959	S201MT-B20UC	2CDS271065R0205		0.125	10
	25	4464966	S201MT-B25UC	2CDS271065R0255		0.125	10
	32	4464973	S201MT-B32UC	2CDS271065R0325		0.125	10
	40	4464980	S201MT-B40UC	2CDS271065R0405		0.125	10
	50	4464997	S201MT-B50UC	2CDS271065R0505		0.125	10
	63	4465000	S201MT-B63UC	2CDS271065R0635		0.125	10
2	6	4465215	S202MT-B6UC	2CDS272065R0065		0.250	5
	10	4465222	S202MT-B10UC	2CDS272065R0105		0.250	5
	13	4465239	S202MT-B13UC	2CDS272065R0135		0.250	5
	16	4465246	S202MT-B16UC	2CDS272065R0165		0.250	5
	20	4465253	S202MT-B20UC	2CDS272065R0205		0.250	5
	25	4465260	S202MT-B25UC	2CDS272065R0255		0.250	5
	32	4465277	S202MT-B32UC	2CDS272065R0325		0.250	5
	40	4465284	S202MT-B40UC	2CDS272065R0405		0.250	5
	50	4465291	S202MT-B50UC	2CDS272065R0505		0.250	5
	63	4465307	S202MT-B63UC	2CDS272065R0635		0.250	5
3	6	4465512	S203MT-B6UC	2CDS273065R0065		0.375	1
	10	4465529	S203MT-B10UC	2CDS273065R0105		0.375	1
	13	4465536	S203MT-B13UC	2CDS273065R0135		0.375	1
	16	4465543	S203MT-B16UC	2CDS273065R0165		0.375	1
	20	4465550	S203MT-B20UC	2CDS273065R0205		0.375	1
	25	4465567	S203MT-B25UC	2CDS273065R0255		0.375	1
	32	4465574	S203MT-B32UC	2CDS273065R0325		0.375	1
	40	4465581	S203MT-B40UC	2CDS273065R0405		0.375	1
	50	4465598	S203MT-B50UC	2CDS273065R0505		0.375	1
	63	4465604	S203MT-B63UC	2CDS273065R0635		0.375	1
4	6	4465819	S204MT-B6UC	2CDS274065R0065		0.500	1
	10	4465826	S204MT-B10UC	2CDS274065R0105		0.500	1
	13	4465833	S204MT-B13UC	2CDS274065R0135		0.500	1
	16	4465840	S204MT-B16UC	2CDS274065R0165		0.500	1
	20	4465857	S204MT-B20UC	2CDS274065R0205		0.500	1
	25	4465864	S204MT-B25UC	2CDS274065R0255		0.500	1
	32	4465871	S204MT-B32UC	2CDS274065R0325		0.500	1
	40	4465888	S204MT-B40UC	2CDS274065R0405		0.500	1
	50	4465895	S204MT-B50UC	2CDS274065R0505		0.500	1
	63	4465901	S204MT-B63UC	2CDS274065R0635		0.500	1

MCBs

S 200 series MT UC, C characteristic

Universal current range



S 201 MT UC



S 202 MT UC

S 200 MT UC, C characteristic

Function: protection and control of the circuits against overloads and short-circuits; protection for people and big length cables in TN and IT systems; version dedicated to application in direct current circuits for voltages up to 220 V DC 1 pole and 440 V DC 2, 3 and 4 poles.

Standards: IEC/EN 60947-2

Hazard level R26/HL3 according to EN 45545

Exigence 3 according to NF F 16-101/102 (I2-F3)

Category 1 - Class A/B (Body mounted) according to IEC 61373)

(for DC applications, please note polarity of device)

$I_{cu}=10$ kA

Number of poles	Rated current	Bbn 401361	Order details		Price 1 piece	Weight 1 piece kg	Pack unit pc.
	I_n A	EAN	Type code	Order code			
1	0.5	4448843	S201MT-C0,5UC	2CDS271065R0984		0.125	10
	1	4448218	S201MT-C1UC	2CDS271065R0014		0.125	10
	1.6	4448836	S201MT-C1,6UC	2CDS271065R0974		0.125	10
	2	4448225	S201MT-C2UC	2CDS271065R0024		0.125	10
	3	4448232	S201MT-C3UC	2CDS271065R0034		0.125	10
	4	4448249	S201MT-C4UC	2CDS271065R0044		0.125	10
	6	4448256	S201MT-C6UC	2CDS271065R0064		0.125	10
	8	4448263	S201MT-C8UC	2CDS271065R0084		0.125	10
	10	4448287	S201MT-C10UC	2CDS271065R0104		0.125	10
	13	4448300	S201MT-C13UC	2CDS271065R0134		0.125	10
	16	4448331	S201MT-C16UC	2CDS271065R0164		0.125	10
	20	4448355	S201MT-C20UC	2CDS271065R0204		0.125	10
	25	4448386	S201MT-C25UC	2CDS271065R0254		0.125	10
	32	4448454	S201MT-C32UC	2CDS271065R0324		0.125	10
	40	4448522	S201MT-C40UC	2CDS271065R0404		0.125	10
	50	4448652	S201MT-C50UC	2CDS271065R0504		0.125	10
63	4448829	S201MT-C63UC	2CDS271065R0634		0.125	10	

Number of poles	Rated current	Bbn 401361	Order details		Price 1 piece	Weight 1 piece kg	Pack unit pc.
	I_n A	EAN	Type code	Order code			
2	0.5	4449451	S202MT-C0,5UC	2CDS272065R0984		0.250	5
	1	4448850	S202MT-C1UC	2CDS272065R0014		0.250	5
	1.6	4449444	S202MT-C1,6UC	2CDS272065R0974		0.250	5
	2	4448867	S202MT-C2UC	2CDS272065R0024		0.250	5
	3	4448874	S202MT-C3UC	2CDS272065R0034		0.250	5
	4	4448881	S202MT-C4UC	2CDS272065R0044		0.250	5
	6	4448898	S202MT-C6UC	2CDS272065R0064		0.250	5
	8	4448904	S202MT-C8UC	2CDS272065R0084		0.250	5
	10	4448928	S202MT-C10UC	2CDS272065R0104		0.250	5
	13	4448942	S202MT-C13UC	2CDS272065R0134		0.250	5
	16	4448973	S202MT-C16UC	2CDS272065R0164		0.250	5
	20	4448997	S202MT-C20UC	2CDS272065R0204		0.250	5
	25	4449024	S202MT-C25UC	2CDS272065R0254		0.250	5
	32	4449093	S202MT-C32UC	2CDS272065R0324		0.250	5
	40	4449161	S202MT-C40UC	2CDS272065R0404		0.250	5
	50	4449291	S202MT-C50UC	2CDS272065R0504		0.250	5
63	4449437	S202MT-C63UC	2CDS272065R0634		0.250	5	

MCBs

S 200 series MT UC, C characteristic

Universal current range

2



S 203 MT UC

2CDC021011S0014



S 204 MT UC

2CDC021012S0014

Number of poles	Rated current	Bbn 401361	Order details		Price 1 piece	Weight 1 piece	Pack unit
	I _n A	EAN	Type code	Order code			
3	0.5	4448201	S203MT-C0,5UC	2CDS273065R0984		0.375	1
	1	4447600	S203MT-C1UC	2CDS273065R0014		0.375	1
	1.6	4448195	S203MT-C1,6UC	2CDS273065R0974		0.375	1
	2	4447617	S203MT-C2UC	2CDS273065R0024		0.375	1
	3	4447624	S203MT-C3UC	2CDS273065R0034		0.375	1
	4	4447631	S203MT-C4UC	2CDS273065R0044		0.375	1
	6	4447648	S203MT-C6UC	2CDS273065R0064		0.375	1
	8	4447655	S203MT-C8UC	2CDS273065R0084		0.375	1
	10	4447679	S203MT-C10UC	2CDS273065R0104		0.375	1
	13	4447693	S203MT-C13UC	2CDS273065R0134		0.375	1
	16	4447723	S203MT-C16UC	2CDS273065R0164		0.375	1
	20	4447747	S203MT-C20UC	2CDS273065R0204		0.375	1
	25	4447778	S203MT-C25UC	2CDS273065R0254		0.375	1
	32	4447846	S203MT-C32UC	2CDS273065R0324		0.375	1
	40	4447914	S203MT-C40UC	2CDS273065R0404		0.375	1
	50	4448041	S203MT-C50UC	2CDS273065R0504		0.375	1
63	4448188	S203MT-C63UC	2CDS273065R0634		0.375	1	

Number of poles	Rated current	Bbn 401361	Order details		Price 1 piece	Weight 1 piece	Pack unit
	I _n A	EAN	Type code	Order code			
4	0.5	4447563	S204MT-C0,5UC	2CDS274065R0984		0.500	1
	1	4446948	S204MT-C1UC	2CDS274065R0014		0.500	1
	1.6	4447556	S204MT-C1,6UC	2CDS274065R0974		0.500	1
	2	4446955	S204MT-C2UC	2CDS274065R0024		0.500	1
	3	4446962	S204MT-C3UC	2CDS274065R0034		0.500	1
	4	4446979	S204MT-C4UC	2CDS274065R0044		0.500	1
	6	4446986	S204MT-C6UC	2CDS274065R0064		0.500	1
	8	4446993	S204MT-C8UC	2CDS274065R0084		0.500	1
	10	4447013	S204MT-C10UC	2CDS274065R0104		0.500	1
	13	4447037	S204MT-C13UC	2CDS274065R0134		0.500	1
	16	4447068	S204MT-C16UC	2CDS274065R0164		0.500	1
	20	4447082	S204MT-C20UC	2CDS274065R0204		0.500	1
	25	4447112	S204MT-C25UC	2CDS274065R0254		0.500	1
	32	4447181	S204MT-C32UC	2CDS274065R0324		0.500	1
	40	4447259	S204MT-C40UC	2CDS274065R0404		0.500	1
	50	4447389	S204MT-C50UC	2CDS274065R0504		0.500	1
63	4447549	S204MT-C63UC	2CDS274065R0634		0.500	1	

MCBs

S 200 series MT UC, K characteristic

Universal current range



S 201 MT UC

S 200 MT UC, K characteristic

Function: protection and control of the circuits against overloads and short-circuits; protection for people and big length cables in TN and IT systems; version dedicated to application in direct current circuits for voltages up to 220 V DC 1 pole and 440 V DC 2, 3 and 4 poles.

Standards: IEC/EN 60947-2

Hazard level R26/HL3 according to EN 45545

Exigence 3 according to NF F 16-101/102 (I2-F3)

Category 1 - Class A/B (Body mounted) according to IEC 61373
(for DC applications, please note polarity of device)

$I_{cu} = 10$ kA

Number of poles	Rated current	Bbn 401361	Order details		Price 1 piece	Weight 1 piece kg	Pack unit pc.
	I_n A	EAN	Type code	Order code			
1	0.2	4448270	S201MT-K0,2UC	2CDS271065R0087		0.125	10
	0.3	4448294	S201MT-K0,3UC	2CDS271065R0117		0.125	10
	0.5	4448317	S201MT-K0,5UC	2CDS271065R0157		0.125	10
	0.75	4448348	S201MT-K0,75UC	2CDS271065R0187		0.125	10
	1	4448362	S201MT-K1UC	2CDS271065R0217		0.125	10
	1.6	4448393	S201MT-K1,6UC	2CDS271065R0257		0.125	10
	2	4448416	S201MT-K2UC	2CDS271065R0277		0.125	10
	3	4448430	S201MT-K3UC	2CDS271065R0317		0.125	10
	4	4448461	S201MT-K4UC	2CDS271065R0337		0.125	10
	5	4448485	S201MT-K5UC	2CDS271065R0357		0.125	10
	6	4448508	S201MT-K6UC	2CDS271065R0377		0.125	10
	8	4448539	S201MT-K8UC	2CDS271065R0407		0.125	10
	10	4448553	S201MT-K10UC	2CDS271065R0427		0.125	10
	13	4448577	S201MT-K13UC	2CDS271065R0447		0.125	10
	15	4448591	S201MT-K15UC	2CDS271065R0457		0.125	10
	16	4448614	S201MT-K16UC	2CDS271065R0467		0.125	10
	20	4448638	S201MT-K20UC	2CDS271065R0487		0.125	10
	25	4448669	S201MT-K25UC	2CDS271065R0517		0.125	10
	30	4448683	S201MT-K30UC	2CDS271065R0527		0.125	10
	32	4448706	S201MT-K32UC	2CDS271065R0537		0.125	10
35	4448720	S201MT-K35UC	2CDS271065R0547		0.125	10	
40	4448744	S201MT-K40UC	2CDS271065R0557		0.125	10	
50	4448768	S201MT-K50UC	2CDS271065R0577		0.125	10	
60	4448782	S201MT-K60UC	2CDS271065R0587		0.125	10	
63	4448805	S201MT-K63UC	2CDS271065R0607		0.125	10	

MCBs

S 200 series MT UC, K characteristic

Universal current range

2



S 202 MT UC

2CDC02103050013



S 203 MT UC

2CDC02103150013

Number of poles	Rated current	Bbn 401361	Order details		Price 1 piece	Weight 1 piece kg	Pack unit pc.
	I_n A	EAN	Type code	Order code			
2	0.2	4448911	S202MT-K0,2UC	2CDS272065R0087		0.250	5
	0.3	4448935	S202MT-K0,3UC	2CDS272065R0117		0.250	5
	0.5	4448959	S202MT-K0,5UC	2CDS272065R0157		0.250	5
	0.75	4448980	S202MT-K0,75UC	2CDS272065R0187		0.250	5
	1	4449000	S202MT-K1UC	2CDS272065R0217		0.250	5
	1.6	4449031	S202MT-K1,6UC	2CDS272065R0257		0.250	5
	2	4449055	S202MT-K2UC	2CDS272065R0277		0.250	5
	3	4449079	S202MT-K3UC	2CDS272065R0317		0.250	5
	4	4449109	S202MT-K4UC	2CDS272065R0337		0.250	5
	5	4449123	S202MT-K5UC	2CDS272065R0357		0.250	5
	6	4449147	S202MT-K6UC	2CDS272065R0377		0.250	5
	8	4449178	S202MT-K8UC	2CDS272065R0407		0.250	5
	10	4449192	S202MT-K10UC	2CDS272065R0427		0.250	5
	13	4449215	S202MT-K13UC	2CDS272065R0447		0.250	5
	15	4449239	S202MT-K15UC	2CDS272065R0457		0.250	5
	16	4449253	S202MT-K16UC	2CDS272065R0467		0.250	5
	20	4449277	S202MT-K20UC	2CDS272065R0487		0.250	5
	25	4449307	S202MT-K25UC	2CDS272065R0517		0.250	5
	30	4449321	S202MT-K30UC	2CDS272065R0527		0.250	5
	32	4449345	S202MT-K32UC	2CDS272065R0537		0.250	5
35	4449369	S202MT-K35UC	2CDS272065R0547		0.250	5	
40	4449383	S202MT-K40UC	2CDS272065R0557		0.250	5	
50	4449406	S202MT-K50UC	2CDS272065R0577		0.250	5	
60	4449420	S202MT-K60UC	2CDS272065R0587		0.250	5	
63	4447587	S202MT-K63UC	2CDS272065R0607		0.250	5	

Number of poles	Rated current	Bbn 401361	Order details		Price 1 piece	Weight 1 piece kg	Pack unit pc.
	I_n A	EAN	Type code	Order code			
3	0.2	4447662	S203MT-K0,2UC	2CDS273065R0087		0.375	1
	0.3	4447686	S203MT-K0,3UC	2CDS273065R0117		0.375	1
	0.5	4447709	S203MT-K0,5UC	2CDS273065R0157		0.375	1
	0.75	4447730	S203MT-K0,75UC	2CDS273065R0187		0.375	1
	1	4447754	S203MT-K1UC	2CDS273065R0217		0.375	1
	1.6	4447785	S203MT-K1,6UC	2CDS273065R0257		0.375	1
	2	4447808	S203MT-K2UC	2CDS273065R0277		0.375	1
	3	4447822	S203MT-K3UC	2CDS273065R0317		0.375	1
	4	4447853	S203MT-K4UC	2CDS273065R0337		0.375	1
	5	4447877	S203MT-K5UC	2CDS273065R0357		0.375	1
	6	4447891	S203MT-K6UC	2CDS273065R0377		0.375	1
	8	4447921	S203MT-K8UC	2CDS273065R0407		0.375	1
	10	4447945	S203MT-K10UC	2CDS273065R0427		0.375	1
	13	4447969	S203MT-K13UC	2CDS273065R0447		0.375	1
	15	4447983	S203MT-K15UC	2CDS273065R0457		0.375	1
	16	4448003	S203MT-K16UC	2CDS273065R0467		0.375	1
	20	4448027	S203MT-K20UC	2CDS273065R0487		0.375	1
	25	4448058	S203MT-K25UC	2CDS273065R0517		0.375	1
	30	4448072	S203MT-K30UC	2CDS273065R0527		0.375	1
	32	4448096	S203MT-K32UC	2CDS273065R0537		0.375	1
35	4448119	S203MT-K35UC	2CDS273065R0547		0.375	1	
40	4448133	S203MT-K40UC	2CDS273065R0557		0.375	1	
50	4448157	S203MT-K50UC	2CDS273065R0577		0.375	1	
60	4448171	S203MT-K60UC	2CDS273065R0587		0.375	1	
63	4446924	S203MT-K63UC	2CDS273065R0607		0.375	1	



S 204 MT UC

2CDC0021032S0013

Number of poles	Rated current	Bbn 401361	Order details		Price 1 piece	Weight 1 piece kg	Pack unit pc.
	I _n A	EAN	Type code	Order code			
4	0.2	4447006	S204MT-K0,2UC	2CDS274065R0087		0.500	1
	0.3	4447020	S204MT-K0,3UC	2CDS274065R0117		0.500	1
	0.5	4447044	S204MT-K0,5UC	2CDS274065R0157		0.500	1
	0.75	4447075	S204MT-K0,75UC	2CDS274065R0187		0.500	1
	1	4447099	S204MT-K1UC	2CDS274065R0217		0.500	1
	1.6	4447129	S204MT-K1,6UC	2CDS274065R0257		0.500	1
	2	4447143	S204MT-K2UC	2CDS274065R0277		0.500	1
	3	4447167	S204MT-K3UC	2CDS274065R0317		0.500	1
	4	4447198	S204MT-K4UC	2CDS274065R0337		0.500	1
	5	4447211	S204MT-K5UC	2CDS274065R0357		0.500	1
	6	4447235	S204MT-K6UC	2CDS274065R0377		0.500	1
	8	4447266	S204MT-K8UC	2CDS274065R0407		0.500	1
	10	4447280	S204MT-K10UC	2CDS274065R0427		0.500	1
	13	4447303	S204MT-K13UC	2CDS274065R0447		0.500	1
	15	4447327	S204MT-K15UC	2CDS274065R0457		0.500	1
	16	4447341	S204MT-K16UC	2CDS274065R0467		0.500	1
	20	4447365	S204MT-K20UC	2CDS274065R0487		0.500	1
	25	4447396	S204MT-K25UC	2CDS274065R0517		0.500	1
	30	4447419	S204MT-K30UC	2CDS274065R0527		0.500	1
	32	4447433	S204MT-K32UC	2CDS274065R0537		0.500	1
	35	4447457	S204MT-K35UC	2CDS274065R0547		0.500	1
40	4447471	S204MT-K40UC	2CDS274065R0557		0.500	1	
50	4447495	S204MT-K50UC	2CDS274065R0577		0.500	1	
60	4447518	S204MT-K60UC	2CDS274065R0587		0.500	1	
63	4449468	S204MT-K63UC	2CDS274065R0607		0.500	1	

MCBs

S 200 series MT UC, Z characteristic

Universal current range

2



S 201 MT UC



S 202 MT UC

S 200 MT UC, Z characteristic

Function: protection and control of the circuits against overloads and short-circuits; protection for people and big length cables in TN and IT systems; version dedicated to application in direct current circuits for voltages up to 220 V DC 1 pole and 440 V DC 2, 3 and 4 poles.

Standards: IEC/EN 60947-2

Hazard level R26/HL3 according to EN 45545

Exigence 3 according to NF F 16-101/102 (I2-F3)

Category 1 - Class A/B (Body mounted) according to IEC 61373
(for DC applications, please note polarity of device)

I_{cu} = 10 kA

Number of poles	Rated current	Bbn 401361	Order details		Price 1 piece	Weight 1 piece	Pack unit
	I_n A	EAN	Type code	Order code		kg	pc.
1	0.5	4448324	S201MT-Z0,5UC	2CDS271065R0158		0.125	10
	1	4448379	S201MT-Z1UC	2CDS271065R0218		0.125	10
	1.6	4448409	S201MT-Z1,6UC	2CDS271065R0258		0.125	10
	2	4448423	S201MT-Z2UC	2CDS271065R0278		0.125	10
	3	4448447	S201MT-Z3UC	2CDS271065R0318		0.125	10
	4	4448478	S201MT-Z4UC	2CDS271065R0338		0.125	10
	5	4448492	S201MT-Z5UC	2CDS271065R0358		0.125	10
	6	4448515	S201MT-Z6UC	2CDS271065R0378		0.125	10
	8	4448546	S201MT-Z8UC	2CDS271065R0408		0.125	10
	10	4448560	S201MT-Z10UC	2CDS271065R0428		0.125	10
	15	4448607	S201MT-Z15UC	2CDS271065R0458		0.125	10
	16	4448621	S201MT-Z16UC	2CDS271065R0468		0.125	10
	20	4448645	S201MT-Z20UC	2CDS271065R0488		0.125	10
	25	4448676	S201MT-Z25UC	2CDS271065R0518		0.125	10
	30	4448690	S201MT-Z30UC	2CDS271065R0528		0.125	10
	32	4448713	S201MT-Z32UC	2CDS271065R0538		0.125	10
	35	4448737	S201MT-Z35UC	2CDS271065R0548		0.125	10
	40	4448751	S201MT-Z40UC	2CDS271065R0558		0.125	10
	50	4448775	S201MT-Z50UC	2CDS271065R0578		0.125	10
	60	4448799	S201MT-Z60UC	2CDS271065R0588		0.125	10
63	4448812	S201MT-Z63UC	2CDS271065R0608		0.125	10	
2	0.5	4448966	S202MT-Z0,5UC	2CDS272065R0158		0.250	5
	1	4449017	S202MT-Z1UC	2CDS272065R0218		0.250	5
	1.6	4449048	S202MT-Z1,6UC	2CDS272065R0258		0.250	5
	2	4449062	S202MT-Z2UC	2CDS272065R0278		0.250	5
	3	4449086	S202MT-Z3UC	2CDS272065R0318		0.250	5
	4	4449116	S202MT-Z4UC	2CDS272065R0338		0.250	5
	5	4449130	S202MT-Z5UC	2CDS272065R0358		0.250	5
	6	4449154	S202MT-Z6UC	2CDS272065R0378		0.250	5
	8	4449185	S202MT-Z8UC	2CDS272065R0408		0.250	5
	10	4449208	S202MT-Z10UC	2CDS272065R0428		0.250	5
	15	4449246	S202MT-Z15UC	2CDS272065R0458		0.250	5
	16	4449260	S202MT-Z16UC	2CDS272065R0468		0.250	5
	20	4449284	S202MT-Z20UC	2CDS272065R0488		0.250	5
	25	4449314	S202MT-Z25UC	2CDS272065R0518		0.250	5
	30	4449338	S202MT-Z30UC	2CDS272065R0528		0.250	5
	32	4449352	S202MT-Z32UC	2CDS272065R0538		0.250	5
	35	4449376	S202MT-Z35UC	2CDS272065R0548		0.250	5
	40	4449390	S202MT-Z40UC	2CDS272065R0558		0.250	5
	50	4449413	S202MT-Z50UC	2CDS272065R0578		0.250	5
	60	4447570	S202MT-Z60UC	2CDS272065R0588		0.250	5
63	4447594	S202MT-Z63UC	2CDS272065R0608		0.250	5	



S 203 MT UC

2CDC02103150013



S 204 MT UC

2CDC02103250013

Number of poles	Rated current	Bbn 401361	Order details		Price 1 piece	Weight 1 piece kg	Pack unit pc.
	I_n A	EAN	Type code	Order code			
3	0.5	4447716	S203MT-Z0,5UC	2CDS273065R0158		0.375	1
	1	4447761	S203MT-Z1UC	2CDS273065R0218		0.375	1
	1.6	4447792	S203MT-Z1,6UC	2CDS273065R0258		0.375	1
	2	4447815	S203MT-Z2UC	2CDS273065R0278		0.375	1
	3	4447839	S203MT-Z3UC	2CDS273065R0318		0.375	1
	4	4447860	S203MT-Z4UC	2CDS273065R0338		0.375	1
	5	4447884	S203MT-Z5UC	2CDS273065R0358		0.375	1
	6	4447907	S203MT-Z6UC	2CDS273065R0378		0.375	1
	8	4447938	S203MT-Z8UC	2CDS273065R0408		0.375	1
	10	4447952	S203MT-Z10UC	2CDS273065R0428		0.375	1
	15	4447990	S203MT-Z15UC	2CDS273065R0458		0.375	1
	16	4448010	S203MT-Z16UC	2CDS273065R0468		0.375	1
	20	4448034	S203MT-Z20UC	2CDS273065R0488		0.375	1
	25	4448065	S203MT-Z25UC	2CDS273065R0518		0.375	1
	30	4448089	S203MT-Z30UC	2CDS273065R0528		0.375	1
	32	4448102	S203MT-Z32UC	2CDS273065R0538		0.375	1
	35	4448126	S203MT-Z35UC	2CDS273065R0548		0.375	1
40	4448140	S203MT-Z40UC	2CDS273065R0558		0.375	1	
50	4448164	S203MT-Z50UC	2CDS273065R0578		0.375	1	
60	4446917	S203MT-Z60UC	2CDS273065R0588		0.375	1	
63	4446931	S203MT-Z63UC	2CDS273065R0608		0.375	1	

Number of poles	Rated current	Bbn 401361	Order details		Price 1 piece	Weight 1 piece kg	Pack unit pc.
	I_n A	EAN	Type code	Order code			
4	0.5	4447051	S204MT-Z0,5UC	2CDS274065R0158		0.500	1
	1	4447105	S204MT-Z1UC	2CDS274065R0218		0.500	1
	1.6	4447136	S204MT-Z1,6UC	2CDS274065R0258		0.500	1
	2	4447150	S204MT-Z2UC	2CDS274065R0278		0.500	1
	3	4447174	S204MT-Z3UC	2CDS274065R0318		0.500	1
	4	4447204	S204MT-Z4UC	2CDS274065R0338		0.500	1
	5	4447228	S204MT-Z5UC	2CDS274065R0358		0.500	1
	6	4447242	S204MT-Z6UC	2CDS274065R0378		0.500	1
	8	4447273	S204MT-Z8UC	2CDS274065R0408		0.500	1
	10	4447297	S204MT-Z10UC	2CDS274065R0428		0.500	1
	15	4447334	S204MT-Z15UC	2CDS274065R0458		0.500	1
	16	4447358	S204MT-Z16UC	2CDS274065R0468		0.500	1
	20	4447372	S204MT-Z20UC	2CDS274065R0488		0.500	1
	25	4447402	S204MT-Z25UC	2CDS274065R0518		0.500	1
	30	4447426	S204MT-Z30UC	2CDS274065R0528		0.500	1
	32	4447440	S204MT-Z32UC	2CDS274065R0538		0.500	1
	35	4447464	S204MT-Z35UC	2CDS274065R0548		0.500	1
40	4447488	S204MT-Z40UC	2CDS274065R0558		0.500	1	
50	4447501	S204MT-Z50UC	2CDS274065R0578		0.500	1	
60	4447525	S204MT-Z60UC	2CDS274065R0588		0.500	1	
63	4447532	S204MT-Z63UC	2CDS274065R0608		0.500	1	

MCBs

S 200 M UC series technical features

2



		S200 M UC	
Standards	Product Standard	IEC/EN 60898-2, IEC/EN 60947-2	
	Hazard level acc. to EN 45545-2	R26/HL3	
	Classification according to NF F 16-101/102	I3 / F2 (Exigence 2)	
	Resistance to shocks and vibrations acc. to IEC 61373	Category 1 - Class A/B - Body mounted	
	GOST 9219-88 approval	Yes	
General data	Poles	1P, 2P, 3P, 4P	
	Rated current I_n	A 0.2 - 63 A	
	Rated frequency f	Hz 0/50/60 Hz	
	Rated insulation voltage U_i acc. to IEC/EN 60664-1	V 253 V AC (phase to ground), 440 V AC (phase to phase)	
	Overtoltage category	III	
	Pollution degree	2	
Data acc. to IEC/EN 60898-2	Tripping characteristics	B, C	
	Rated operational voltage U_n	V 1P: 230 V AC, 220 V DC 2P: 400 V AC, 440 V DC 3...4P: 400 V AC (only according to IEC/EN 60898-1)	
	Max. power frequency recovery voltage (U_{max})	V 1P: 253 V AC, 250 V DC 2P: 440 V AC, 500 V DC 3...4P: 440 V AC (only according to IEC/EN 60898-1)	
	Min. operating voltage	V 12 V AC – 12 V DC	
	Rated short-circuit capacity I_{cn}	kA 10 kA	
	Energy limiting class (B, C up to 40 A)	3	
	Rated impulse withstand voltage U_{imp} (1.2/50 μ s)	kV 4 kV (test voltage 6.2 kV at sea level; 5 kV at 2,000 m)	
	Dielectric test voltage	kV 2 kV (50/60 Hz, 1 min)	
	Reference temperature for tripping characteristics	$^{\circ}$ C 30 $^{\circ}$ C	
	Electrical endurance	ops. $I_n < 32$ A: 20,000 ops. (AC), $I_n \geq 32$ A: 10,000 ops. (AC); 1,000 ops. (DC)	
	Data acc. to IEC/EN 60947-2	Tripping characteristics	B, C, K, Z
		Rated operational voltage U_e	V 1P: 253 V AC, 220 V DC 2...4P: 440 V AC, 440 V DC
		Max. power frequency recovery voltage (U_{max})	V 1P: 266 V AC, 250 V DC 2...4P: 462 V AC, 500 V DC
Min. operating voltage		V 12 V AC – 12 V DC	
Rated ultimate short-circuit breaking capacity I_{cu}		kA ≤ 40 A: 10 kA (AC); 10 kA (DC) >40 A: 6 kA (AC); 10 kA (DC)	
Rated service short-circuit breaking capacity I_{cs}		kA ≤ 40 A: 7.5 kA (AC); 10 kA (DC) >40 A: 6 kA (AC); 10 kA (DC)	
Rated impulse withstand voltage U_{imp} (1.2/50 μ s)		kV 4 kV (test voltage 6.2 kV at sea level; 5 kV at 2,000 m)	
Dielectric test voltage		kV 2 kV (50/60 Hz, 1 min)	
Reference temperature for tripping characteristics		$^{\circ}$ C B, C: 55 $^{\circ}$ C; K, Z: 20 $^{\circ}$ C	
Electrical endurance		ops. $I_n < 32$ A: 20,000 ops. (AC), $I_n \geq 32$ A: 10,000 ops. (AC); 1,500 ops. (DC)	

		S200 M UC		
Mechanical data	Housing		Insulation group I, RAL 7035	
	Toggle		Insulation group II, black, sealable	
	Contact position indicator		Real CPI (green OFF / red ON)	
	Protection degree acc. to EN 60529		IP20, IP40 in enclosure with cover	
	Mechanical endurance	ops.	20,000 ops.	
	Shock resistance acc. to IEC/EN 60068-2-27		25 g - 2 shocks - 13 ms	
	Vibration resistance acc. to IEC/EN 60068-2-6		5 g - 20 cycles at 5 ... 150 ... 5 Hz at 0.8 In	
	Environmental conditions (damp heat) acc. to IEC/EN 60068-2-30	°C/RH	28 cycles with 55 °C/90-96 % and 25 °C/95-100 %	
	Ambient temperature (with daily average ≤ +35 °C)	°C	-25 ... +55 °C	
	Storage temperature	°C	-40 ... +70 °C	
Installation	Terminal type		Failsafe bi-directional cylinder-lift terminal	
	Cross-section of conductors (top/bottom)	solid/ stranded	mm ²	35 mm ² / 35 mm ²
			mm ²	25 mm ² / 25 mm ²
		flexible	AWG	14 – 4 AWG (Cu only)
	Cross-section of busbars		mm ²	10 mm ² / 10 mm ²
			AWG	14 – 8 AWG
	Tightening torque	IEC	Nm	2.8 Nm
		UL	in-lbs.	18 in-lbs.
	Screwdriver			No. 2 Pozidriv
	Mounting			on DIN-Rail 35 mm, acc. to EN 60715 by fast clip
Mounting position			any	
Supply			Please note polarity of device	
Dimensions and weight	Mounting dimensions acc. to DIN 43880		1	
	Pole dimensions (H x D x W)	mm	85 x 69 x 17.5 mm	
	Pole weight	g	approx. 125 g	
Combination with auxiliary elements	See table page 4/4			

MCBs

S 200 series M UC 10000, B characteristic

Universal current range

2



S 201 M UC

2CDC021031S0011

S 200 M UC, B characteristic

Function: protection and control of the circuits against overloads and short-circuits; protection for people and big length cables in TN and IT systems; version dedicated to application in direct current circuits for voltages up to 220 V DC 1 pole and 440 V DC 2, 3 and 4 poles.

Standards: IEC/EN 60898-2, IEC/EN 60947-2

Hazard level R26/HL3 according to EN 45545

Exigence 2 according to NF F 16-101/102 (I3-F2)

Category 1 - Class A/B (Body mounted) according to IEC 61373

(for DC applications, please note polarity of device)

I_{cu} = 10 kA



S 202 M UC

2CDC021035S0011

Number of poles	Rated current	Bbn 401361	Order details		Price 1 piece	Weight 1 piece	Pack unit
	I_n A	EAN	Type code	Order code			
1	6	4430596	S201M-B6UC	2CDS271061R0065		0.125	10
	10	4430602	S201M-B10UC	2CDS271061R0105		0.125	10
	13	4430619	S201M-B13UC	2CDS271061R0135		0.125	10
	16	4430626	S201M-B16UC	2CDS271061R0165		0.125	10
	20	4430633	S201M-B20UC	2CDS271061R0205		0.125	10
	25	4430640	S201M-B25UC	2CDS271061R0255		0.125	10
	32	4430657	S201M-B32UC	2CDS271061R0325		0.125	10
	40	4430664	S201M-B40UC	2CDS271061R0405		0.125	10
	50	4430671	S201M-B50UC	2CDS271061R0505		0.125	10
	63	4430688	S201M-B63UC	2CDS271061R0635		0.125	10

Number of poles	Rated current	Bbn 401361	Order details		Price 1 piece	Weight 1 piece	Pack unit
	I_n A	EAN	Type code	Order code			
2	6	4432811	S202M-B6UC	2CDS272061R0065		0.250	5
	10	4432828	S202M-B10UC	2CDS272061R0105		0.250	5
	13	4432835	S202M-B13UC	2CDS272061R0135		0.250	5
	16	4432842	S202M-B16UC	2CDS272061R0165		0.250	5
	20	4432859	S202M-B20UC	2CDS272061R0205		0.250	5
	25	4432866	S202M-B25UC	2CDS272061R0255		0.250	5
	32	4432873	S202M-B32UC	2CDS272061R0325		0.250	5
	40	4432880	S202M-B40UC	2CDS272061R0405		0.250	5
	50	4432897	S202M-B50UC	2CDS272061R0505		0.250	5
	63	4432903	S202M-B63UC	2CDS272061R0635		0.250	5



S 203 M UC

2CDC021034S0011



S 204 M UC

2CDC021033S0011

Number of poles	Rated current	Bbn 401361	Order details		Price 1 piece	Weight 1 piece	Pack unit
	I _n A	EAN	Type code	Order code			
3	6	4435034	S203M-B6UC	2CDS273061R0065		0.375	1
	10	4435041	S203M-B10UC	2CDS273061R0105		0.375	1
	13	4435058	S203M-B13UC	2CDS273061R0135		0.375	1
	16	4435065	S203M-B16UC	2CDS273061R0165		0.375	1
	20	4435072	S203M-B20UC	2CDS273061R0205		0.375	1
	25	4435089	S203M-B25UC	2CDS273061R0255		0.375	1
	32	4435096	S203M-B32UC	2CDS273061R0325		0.375	1
	40	4435102	S203M-B40UC	2CDS273061R0405		0.375	1
	50	4435119	S203M-B50UC	2CDS273061R0505		0.375	1
	63	4435126	S203M-B63UC	2CDS273061R0635		0.375	1

Number of poles	Rated current	Bbn 401361	Order details		Price 1 piece	Weight 1 piece	Pack unit
	I _n A	EAN	Type code	Order code			
4	6	4437250	S204M-B6UC	2CDS274061R0065		0.500	1
	10	4437267	S204M-B10UC	2CDS274061R0105		0.500	1
	13	4437274	S204M-B13UC	2CDS274061R0135		0.500	1
	16	4437281	S204M-B16UC	2CDS274061R0165		0.500	1
	20	4437298	S204M-B20UC	2CDS274061R0205		0.500	1
	25	4437304	S204M-B25UC	2CDS274061R0255		0.500	1
	32	4437311	S204M-B32UC	2CDS274061R0325		0.500	1
	40	4437328	S204M-B40UC	2CDS274061R0405		0.500	1
	50	4437335	S204M-B50UC	2CDS274061R0505		0.500	1
	63	4437342	S204M-B63UC	2CDS274061R0635		0.500	1

MCBs

S 200 series M UC 10000, C characteristic

Universal current range

2



S 201 M UC

2CDC021031S0011



S 202 M UC

2CDC021035S0011

S 200 M UC, C characteristic

Function: protection and control of the circuits against overloads and short-circuits; protection for people and big length cables in TN and IT systems; version dedicated to application in direct current circuits for voltages up to 220 V DC 1 pole and 440 V DC 2, 3 and 4 poles.

Standards: IEC/EN 60898-2, IEC/EN 60947-2

Hazard level R26/HL3 according to EN 45545

Exigence 2 according to NF F 16-101/102 (I3-F2)

Category 1 - Class A/B (Body mounted) according to IEC 61373)

(for DC applications, please note polarity of device)

$I_{cu}=10$ kA

Number of poles	Rated current	Bbn 401361	Order details		Price 1 piece	Weight 1 piece	Pack unit
	I_n A	EAN	Type code	Order code			
1	0.5	4430695	S201M-C0.5UC	2CDS271061R0984		0.125	10
	1	4430701	S201M-C1UC	2CDS271061R0014		0.125	10
	1.6	4430718	S201M-C1.6UC	2CDS271061R0974		0.125	10
	2	4430725	S201M-C2UC	2CDS271061R0024		0.125	10
	3	4430732	S201M-C3UC	2CDS271061R0034		0.125	10
	4	4430749	S201M-C4UC	2CDS271061R0044		0.125	10
	6	4430756	S201M-C6UC	2CDS271061R0064		0.125	10
	8	4430763	S201M-C8UC	2CDS271061R0084		0.125	10
	10	4430770	S201M-C10UC	2CDS271061R0104		0.125	10
	13	4430787	S201M-C13UC	2CDS271061R0134		0.125	10
	16	4430794	S201M-C16UC	2CDS271061R0164		0.125	10
	20	4430800	S201M-C20UC	2CDS271061R0204		0.125	10
	25	4430817	S201M-C25UC	2CDS271061R0254		0.125	10
	32	4430824	S201M-C32UC	2CDS271061R0324		0.125	10
	40	4430831	S201M-C40UC	2CDS271061R0404		0.125	10
	50	4430848	S201M-C50UC	2CDS271061R0504		0.125	10
63	4430855	S201M-C63UC	2CDS271061R0634		0.125	10	

Number of poles	Rated current	Bbn 401361	Order details		Price 1 piece	Weight 1 piece	Pack unit
	I_n A	EAN	Type code	Order code			
2	0.5	4432910	S202M-C0.5UC	2CDS272061R0984		0.250	5
	1	4432927	S202M-C1UC	2CDS272061R0014		0.250	5
	1.6	4432934	S202M-C1.6UC	2CDS272061R0974		0.250	5
	2	4432941	S202M-C2UC	2CDS272061R0024		0.250	5
	3	4432958	S202M-C3UC	2CDS272061R0034		0.250	5
	4	4432965	S202M-C4UC	2CDS272061R0044		0.250	5
	6	4432972	S202M-C6UC	2CDS272061R0064		0.250	5
	8	4432989	S202M-C8UC	2CDS272061R0084		0.250	5
	10	4432996	S202M-C10UC	2CDS272061R0104		0.250	5
	13	4433009	S202M-C13UC	2CDS272061R0134		0.250	5
	16	4433016	S202M-C16UC	2CDS272061R0164		0.250	5
	20	4433023	S202M-C20UC	2CDS272061R0204		0.250	5
	25	4433030	S202M-C25UC	2CDS272061R0254		0.250	5
	32	4433047	S202M-C32UC	2CDS272061R0324		0.250	5
	40	4433054	S202M-C40UC	2CDS272061R0404		0.250	5
	50	4433061	S202M-C50UC	2CDS272061R0504		0.250	5
63	4433078	S202M-C63UC	2CDS272061R0634		0.250	5	



S 203 M UC

2CDC021034S0011



S 204 M UC

2CDC021035S0011

Number of poles	Rated current	Bbn 401361	Order details		Price 1 piece	Weight 1 piece kg	Pack unit pc.
	I_n A	EAN	Type code	Order code			
3	0.5	4435133	S203M-C0.5UC	2CDS273061R0984		0.375	1
	1	4435140	S203M-C1UC	2CDS273061R0014		0.375	1
	1.6	4435157	S203M-C1.6UC	2CDS273061R0974		0.375	1
	2	4435164	S203M-C2UC	2CDS273061R0024		0.375	1
	3	4435171	S203M-C3UC	2CDS273061R0034		0.375	1
	4	4435188	S203M-C4UC	2CDS273061R0044		0.375	1
	6	4435195	S203M-C6UC	2CDS273061R0064		0.375	1
	8	4435201	S203M-C8UC	2CDS273061R0084		0.375	1
	10	4435218	S203M-C10UC	2CDS273061R0104		0.375	1
	13	4435225	S203M-C13UC	2CDS273061R0134		0.375	1
	16	4435232	S203M-C16UC	2CDS273061R0164		0.375	1
	20	4435249	S203M-C20UC	2CDS273061R0204		0.375	1
	25	4435256	S203M-C25UC	2CDS273061R0254		0.375	1
	32	4435263	S203M-C32UC	2CDS273061R0324		0.375	1
	40	4435270	S203M-C40UC	2CDS273061R0404		0.375	1
50	4435287	S203M-C50UC	2CDS273061R0504		0.375	1	
63	4435294	S203M-C63UC	2CDS273061R0634		0.375	1	

Number of poles	Rated current	Bbn 401361	Order details		Price 1 piece	Weight 1 piece kg	Pack unit pc.
	I_n A	EAN	Type code	Order code			
4	0.5	4437359	S204M-C0.5UC	2CDS274061R0984		0.500	1
	1	4437366	S204M-C1UC	2CDS274061R0014		0.500	1
	1.6	4437373	S204M-C1.6UC	2CDS274061R0974		0.500	1
	2	4437380	S204M-C2UC	2CDS274061R0024		0.500	1
	3	4437397	S204M-C3UC	2CDS274061R0034		0.500	1
	4	4437403	S204M-C4UC	2CDS274061R0044		0.500	1
	6	4437410	S204M-C6UC	2CDS274061R0064		0.500	1
	8	4437427	S204M-C8UC	2CDS274061R0084		0.500	1
	10	4437434	S204M-C10UC	2CDS274061R0104		0.500	1
	13	4437441	S204M-C13UC	2CDS274061R0134		0.500	1
	16	4437458	S204M-C16UC	2CDS274061R0164		0.500	1
	20	4437465	S204M-C20UC	2CDS274061R0204		0.500	1
	25	4437472	S204M-C25UC	2CDS274061R0254		0.500	1
	32	4437489	S204M-C32UC	2CDS274061R0324		0.500	1
	40	4437496	S204M-C40UC	2CDS274061R0404		0.500	1
50	4437502	S204M-C50UC	2CDS274061R0504		0.500	1	
63	4437519	S204M-C63UC	2CDS274061R0634		0.500	1	

MCBs

S 200 series M UC, K characteristic

Universal current range

2



S 201 M UC

S 200 M UC, K characteristic

Function: protection and control of the circuits against overloads and short-circuits; protection for people and big length cables in TN and IT systems; version dedicated to application in direct current circuits for voltages up to 220 V DC 1 pole and 440 V DC 2, 3 and 4 poles.

Standards: IEC/EN 60947-2

Hazard level R26/HL3 according to EN 45545

Exigence 2 according to NF F 16-101/102 (I3-F2)

Category 1 - Class A/B (Body mounted) according to IEC 61373

(for DC applications, please note polarity of device)

I_{cu} = 10 kA

Number of poles	Rated current	Bbn 401361	Order details		Price 1 piece	Weight 1 piece kg	Pack unit pc.
	I_n A	EAN	Type code	Order code			
1	0.2	4430862	S201M-K0.2UC	2CDS271061R0087		0.125	10
	0.3	4430879	S201M-K0.3UC	2CDS271061R0117		0.125	10
	0.5	4430886	S201M-K0.5UC	2CDS271061R0157		0.125	10
	0.75	4430893	S201M-K0.75UC	2CDS271061R0187		0.125	10
	1	4430909	S201M-K1UC	2CDS271061R0217		0.125	10
	1.6	4430916	S201M-K1.6UC	2CDS271061R0257		0.125	10
	2	4430923	S201M-K2UC	2CDS271061R0277		0.125	10
	3	4430930	S201M-K3UC	2CDS271061R0317		0.125	10
	4	4430947	S201M-K4UC	2CDS271061R0337		0.125	10
	5	4430954	S201M-K5UC	2CDS271061R0357		0.125	10
	6	4430961	S201M-K6UC	2CDS271061R0377		0.125	10
	8	4430978	S201M-K8UC	2CDS271061R0407		0.125	10
	10	4430985	S201M-K10UC	2CDS271061R0427		0.125	10
	13	4430992	S201M-K13UC	2CDS271061R0447		0.125	10
	15	4431005	S201M-K15UC	2CDS271061R0457		0.125	10
	16	4431012	S201M-K16UC	2CDS271061R0467		0.125	10
	20	4431029	S201M-K20UC	2CDS271061R0487		0.125	10
	25	4431036	S201M-K25UC	2CDS271061R0517		0.125	10
	30	4431043	S201M-K30UC	2CDS271061R0527		0.125	10
	32	4431050	S201M-K32UC	2CDS271061R0537		0.125	10
	35	4431067	S201M-K35UC	2CDS271061R0547		0.125	10
	40	4431074	S201M-K40UC	2CDS271061R0557		0.125	10
	50	4431081	S201M-K50UC	2CDS271061R0577		0.125	10
60	4431098	S201M-K60UC	2CDS271061R0587		0.125	10	
63	4431104	S201M-K63UC	2CDS271061R0607		0.125	10	



S 202 M UC

2CDC002102750012



S 203 M UC

2CDC002102850012

Number of poles	Rated current	Bbn 401361	Order details		Price 1 piece	Weight 1 piece kg	Pack unit pc.
	I _n A	EAN	Type code	Order code			
2	0.2	4433085	S202M-K0.2UC	2CDS272061R0087		0.250	5
	0.3	4433092	S202M-K0.3UC	2CDS272061R0117		0.250	5
	0.5	4433108	S202M-K0.5UC	2CDS272061R0157		0.250	5
	0.75	4433115	S202M-K0.75UC	2CDS272061R0187		0.250	5
	1	4433122	S202M-K1UC	2CDS272061R0217		0.250	5
	1.6	4433139	S202M-K1.6UC	2CDS272061R0257		0.250	5
	2	4433146	S202M-K2UC	2CDS272061R0277		0.250	5
	3	4433153	S202M-K3UC	2CDS272061R0317		0.250	5
	4	4433160	S202M-K4UC	2CDS272061R0337		0.250	5
	5	4433177	S202M-K5UC	2CDS272061R0357		0.250	5
	6	4433184	S202M-K6UC	2CDS272061R0377		0.250	5
	8	4433191	S202M-K8UC	2CDS272061R0407		0.250	5
	10	4433207	S202M-K10UC	2CDS272061R0427		0.250	5
	13	4433214	S202M-K13UC	2CDS272061R0447		0.250	5
	15	4433221	S202M-K15UC	2CDS272061R0457		0.250	5
	16	4433238	S202M-K16UC	2CDS272061R0467		0.250	5
	20	4433245	S202M-K20UC	2CDS272061R0487		0.250	5
	25	4433252	S202M-K25UC	2CDS272061R0517		0.250	5
	30	4433269	S202M-K30UC	2CDS272061R0527		0.250	5
	32	4433276	S202M-K32UC	2CDS272061R0537		0.250	5
35	4433283	S202M-K35UC	2CDS272061R0547		0.250	5	
40	4433290	S202M-K40UC	2CDS272061R0557		0.250	5	
50	4433306	S202M-K50UC	2CDS272061R0577		0.250	5	
60	4433313	S202M-K60UC	2CDS272061R0587		0.250	5	
63	4433320	S202M-K63UC	2CDS272061R0607		0.250	5	

Number of poles	Rated current	Bbn 401361	Order details		Price 1 piece	Weight 1 piece kg	Pack unit pc.
	I _n A	EAN	Type code	Order code			
3	0.2	4435300	S203M-K0.2UC	2CDS273061R0087		0.375	1
	0.3	4435317	S203M-K0.3UC	2CDS273061R0117		0.375	1
	0.5	4435324	S203M-K0.5UC	2CDS273061R0157		0.375	1
	0.75	4435331	S203M-K0.75UC	2CDS273061R0187		0.375	1
	1	4435348	S203M-K1UC	2CDS273061R0217		0.375	1
	1.6	4435355	S203M-K1.6UC	2CDS273061R0257		0.375	1
	2	4435362	S203M-K2UC	2CDS273061R0277		0.375	1
	3	4435379	S203M-K3UC	2CDS273061R0317		0.375	1
	4	4435386	S203M-K4UC	2CDS273061R0337		0.375	1
	5	4435393	S203M-K5UC	2CDS273061R0357		0.375	1
	6	4435409	S203M-K6UC	2CDS273061R0377		0.375	1
	8	4435416	S203M-K8UC	2CDS273061R0407		0.375	1
	10	4435423	S203M-K10UC	2CDS273061R0427		0.375	1
	13	4435430	S203M-K13UC	2CDS273061R0447		0.375	1
	15	4435447	S203M-K15UC	2CDS273061R0457		0.375	1
	16	4435454	S203M-K16UC	2CDS273061R0467		0.375	1
	20	4435461	S203M-K20UC	2CDS273061R0487		0.375	1
	25	4435478	S203M-K25UC	2CDS273061R0517		0.375	1
	30	4435485	S203M-K30UC	2CDS273061R0527		0.375	1
	32	4435492	S203M-K32UC	2CDS273061R0537		0.375	1
35	4435508	S203M-K35UC	2CDS273061R0547		0.375	1	
40	4435515	S203M-K40UC	2CDS273061R0557		0.375	1	
50	4435522	S203M-K50UC	2CDS273061R0577		0.375	1	
60	4435539	S203M-K60UC	2CDS273061R0587		0.375	1	
63	4435546	S203M-K63UC	2CDS273061R0607		0.375	1	

MCBs

S 200 series M UC, K characteristic

Universal current range



S 204 M UC

2CDC0021028S0012

2

Number of poles	Rated current	Bbn 401361	Order details		Price 1 piece	Weight 1 piece kg	Pack unit pc.
	I _n A	EAN	Type code	Order code			
4	0.2	4437526	S204M-K0.2UC	2CDS274061R0087		0.500	1
	0.3	4437533	S204M-K0.3UC	2CDS274061R0117		0.500	1
	0.5	4437540	S204M-K0.5UC	2CDS274061R0157		0.500	1
	0.75	4437557	S204M-K0.75UC	2CDS274061R0187		0.500	1
	1	4437564	S204M-K1UC	2CDS274061R0217		0.500	1
	1.6	4437571	S204M-K1.6UC	2CDS274061R0257		0.500	1
	2	4437588	S204M-K2UC	2CDS274061R0277		0.500	1
	3	4437595	S204M-K3UC	2CDS274061R0317		0.500	1
	4	4437601	S204M-K4UC	2CDS274061R0337		0.500	1
	5	4437618	S204M-K5UC	2CDS274061R0357		0.500	1
	6	4437625	S204M-K6UC	2CDS274061R0377		0.500	1
	8	4437632	S204M-K8UC	2CDS274061R0407		0.500	1
	10	4437649	S204M-K10UC	2CDS274061R0427		0.500	1
	13	4437656	S204M-K13UC	2CDS274061R0447		0.500	1
	15	4437663	S204M-K15UC	2CDS274061R0457		0.500	1
	16	4437670	S204M-K16UC	2CDS274061R0467		0.500	1
	20	4437687	S204M-K20UC	2CDS274061R0487		0.500	1
	25	4437694	S204M-K25UC	2CDS274061R0517		0.500	1
	30	4437700	S204M-K30UC	2CDS274061R0527		0.500	1
	32	4437717	S204M-K32UC	2CDS274061R0537		0.500	1
35	4437724	S204M-K35UC	2CDS274061R0547		0.500	1	
40	4437731	S204M-K40UC	2CDS274061R0557		0.500	1	
50	4437748	S204M-K50UC	2CDS274061R0577		0.500	1	
60	4437755	S204M-K60UC	2CDS274061R0587		0.500	1	
63	4437762	S204M-K63UC	2CDS274061R0607		0.500	1	


MCBs

S 200 series M UC, Z characteristic

Universal current range



S 201 M UC



S 202 M UC

S 200 M UC, Z characteristic

Function: protection and control of the circuits against overloads and short-circuits; protection for people and big length cables in TN and IT systems; version dedicated to application in direct current circuits for voltages up to 220 V DC 1 pole and 440 V DC 2, 3 and 4 poles.

Standards: IEC/EN 60947-2

Hazard level R26/HL3 according to EN 45545

Exigence 2 according to NF F 16-101/102 (I3-F2)

Category 1 - Class A/B (Body mounted) according to IEC 61373

(for DC applications, please note polarity of device)

I_{cu} = 10 kA

Number of poles	Rated current	Bbn 401361	Order details		Price 1 piece	Weight 1 piece kg	Pack unit pc.
	I_n A	EAN	Type code	Order code			
1	0.5	4431111	S201M-Z0.5UC	2CDS271061R0158		0.125	10
	1	4431128	S201M-Z1UC	2CDS271061R0218		0.125	10
	1.6	4431135	S201M-Z1.6UC	2CDS271061R0258		0.125	10
	2	4431142	S201M-Z2UC	2CDS271061R0278		0.125	10
	3	4431159	S201M-Z3UC	2CDS271061R0318		0.125	10
	4	4431166	S201M-Z4UC	2CDS271061R0338		0.125	10
	5	4431173	S201M-Z5UC	2CDS271061R0358		0.125	10
	6	4431180	S201M-Z6UC	2CDS271061R0378		0.125	10
	8	4431197	S201M-Z8UC	2CDS271061R0408		0.125	10
	10	4431203	S201M-Z10UC	2CDS271061R0428		0.125	10
	15	4431227	S201M-Z15UC	2CDS271061R0458		0.125	10
	16	4431234	S201M-Z16UC	2CDS271061R0468		0.125	10
	20	4431241	S201M-Z20UC	2CDS271061R0488		0.125	10
	25	4431258	S201M-Z25UC	2CDS271061R0518		0.125	10
	30	4431265	S201M-Z30UC	2CDS271061R0528		0.125	10
	32	4431272	S201M-Z32UC	2CDS271061R0538		0.125	10
	35	4431289	S201M-Z35UC	2CDS271061R0548		0.125	10
	40	4431296	S201M-Z40UC	2CDS271061R0558		0.125	10
	50	4431302	S201M-Z50UC	2CDS271061R0578		0.125	10
	60	4431319	S201M-Z60UC	2CDS271061R0588		0.125	10
63	4431326	S201M-Z63UC	2CDS271061R0608		0.125	10	

MCBs

S 200 series M UC, Z characteristic

Universal current range

2



S 203 M UC



S 204 M UC

Number of poles	Rated current	Bbn 401361	Order details		Price 1 piece	Weight 1 piece	Pack unit
	I _n A	EAN	Type code	Order code			
3	0.5	4435553	S203M-Z0.5UC	2CDS273061R0158		0.375	1
	1	4435560	S203M-Z1UC	2CDS273061R0218		0.375	1
	1.6	4435577	S203M-Z1.6UC	2CDS273061R0258		0.375	1
	2	4435584	S203M-Z2UC	2CDS273061R0278		0.375	1
	3	4435591	S203M-Z3UC	2CDS273061R0318		0.375	1
	4	4435607	S203M-Z4UC	2CDS273061R0338		0.375	1
	5	4435614	S203M-Z5UC	2CDS273061R0358		0.375	1
	6	4435621	S203M-Z6UC	2CDS273061R0378		0.375	1
	8	4435638	S203M-Z8UC	2CDS273061R0408		0.375	1
	10	4435645	S203M-Z10UC	2CDS273061R0428		0.375	1
	15	4435669	S203M-Z15UC	2CDS273061R0458		0.375	1
	16	4435676	S203M-Z16UC	2CDS273061R0468		0.375	1
	20	4435683	S203M-Z20UC	2CDS273061R0488		0.375	1
	25	4435690	S203M-Z25UC	2CDS273061R0518		0.375	1
	30	4435706	S203M-Z30UC	2CDS273061R0528		0.375	1
	32	4435713	S203M-Z32UC	2CDS273061R0538		0.375	1
	35	4435720	S203M-Z35UC	2CDS273061R0548		0.375	1
	40	4435737	S203M-Z40UC	2CDS273061R0558		0.375	1
	50	4435744	S203M-Z50UC	2CDS273061R0578		0.375	1
	60	4435751	S203M-Z60UC	2CDS273061R0588		0.375	1
63	4435768	S203M-Z63UC	2CDS273061R0608		0.375	1	

Number of poles	Rated current	Bbn 401361	Order details		Price 1 piece	Weight 1 piece	Pack unit
	I _n A	EAN	Type code	Order code			
4	0.5	4437779	S204M-Z0.5UC	2CDS274061R0158		0.500	1
	1	4437786	S204M-Z1UC	2CDS274061R0218		0.500	1
	1.6	4437793	S204M-Z1.6UC	2CDS274061R0258		0.500	1
	2	4437809	S204M-Z2UC	2CDS274061R0278		0.500	1
	3	4437816	S204M-Z3UC	2CDS274061R0318		0.500	1
	4	4437823	S204M-Z4UC	2CDS274061R0338		0.500	1
	5	4437830	S204M-Z5UC	2CDS274061R0358		0.500	1
	6	4437847	S204M-Z6UC	2CDS274061R0378		0.500	1
	8	4437854	S204M-Z8UC	2CDS274061R0408		0.500	1
	10	4437861	S204M-Z10UC	2CDS274061R0428		0.500	1
	15	4437885	S204M-Z15UC	2CDS274061R0458		0.500	1
	16	4437892	S204M-Z16UC	2CDS274061R0468		0.500	1
	20	4437908	S204M-Z20UC	2CDS274061R0488		0.500	1
	25	4437915	S204M-Z25UC	2CDS274061R0518		0.500	1
	30	4437922	S204M-Z30UC	2CDS274061R0528		0.500	1
	32	4437939	S204M-Z32UC	2CDS274061R0538		0.500	1
	35	4437946	S204M-Z35UC	2CDS274061R0548		0.500	1
	40	4437953	S204M-Z40UC	2CDS274061R0558		0.500	1
	50	4437960	S204M-Z50UC	2CDS274061R0578		0.500	1
	60	4437977	S204M-Z60UC	2CDS274061R0588		0.500	1
63	4437984	S204M-Z63UC	2CDS274061R0608		0.500	1	

MCBs

S 200 P series technical features

2



ZCSB40006EFC0201

S 201 P

		S 200 P	
Standards	Product Standard		IEC/EN 60898-1, IEC/EN 60947-2
	Hazard level acc. to EN 45545-2		R26/HL3
	Classification according to NF F 16-101/102		I1 / F1 (Exigence 4)
	Resistance to shocks and vibrations acc. to IEC 61373		Category 1 - Class A/B - body mounted
	GOST 9219-88 approval		Yes
General data	Poles		1P, 2P, 3P, 4P, 1P+N, 3P+N
	Tripping characteristics		B, C, D, K, Z
	Rated current I_n	A	0.2...63 A
	Rated frequency f	Hz	50/60 Hz
	Rated insulation voltage U_i acc. to IEC/EN 60664-1	V	250 V AC (phase to ground), 500 V AC (phase to phase)
	Overvoltage category		III
	Pollution degree		2
Data acc. to IEC/EN 60898-1	Rated operational voltage U_n	V	1P: 230 V AC; 2P: 400 V AC; 3..4P: 400 V AC (only acc. to IEC/EN 60898-1) 1P: 220 V DC; 2P: 440 V DC
	Max. power frequency recovery voltage (U_{max})	V	1P: 253 V AC; 2P: 440 V AC; 3..4P: 440 V AC (only acc. to IEC/EN 60898-1) 1P: 250 V DC; 2P: 500 V DC
	Min. operating voltage	V	12 V AC - 12 V DC
	Rated short-circuit capacity I_{cn}	kA	≤ 25A: 25 kA; >25A: 15 kA
	Energy limiting class (B, C up to 40 A)		3
	Rated impulse withstand voltage U_{imp} (1.2/50μs)	kV	4 kV (test voltage 6.2 kV at sea level; 5 kV at 2.000 m)
	Dielectric test voltage	kV	2 kV (50/60 Hz, 1 min)
	Reference temperature for tripping characteristics	°C	30°C
	Electrical endurance	ops.	$I_n < 32A$: 20.000 ops (AC); $I_n \geq 32A$: 10.000 ops. (AC); 1.000 ops (DC) 1 cycle (2s - ON, 13s - OFF, $I_n \leq 32A$), 1 cycle (2s - ON, 28s - OFF, $I_n \geq 32A$)
	Data acc. to IEC/EN 60947-2	Rated operational voltage U_e	V
Max. power frequency recovery voltage (U_{max})		V	1P: 253 V AC; 1P+N: 253 V AC; 2...4P: 440 V AC; 3P+N: 440 V AC 1P: 72 V DC; 2P: 125 V DC
Min. operating voltage		V	12 V AC - 12 V DC
Rated ultimate short-circuit breaking capacity I_{cu}		kA	≤ 25A: 25 kA; ≥ 32A: 15 kA
Rated service short-circuit breaking capacity I_{cs}		kA	≤ 25A: 12.5 kA; ≥ 32...40A: 11.2 kA; 50, 63 A: 7.5 kA
Rated impulse withstand voltage U_{imp} (1.2/50μs)		kV	4 kV (test voltage 6.2 kV at sea level; 5 kV at 2.000 m)
Dielectric test voltage		kV	2 kV (50/60 Hz, 1 min)
Reference temperature for tripping characteristics		°C	B, C: 55°C; K, Z: 20°C
Electrical endurance		ops.	$I_n < 32A$: 20,000 ops (AC); $I_n \geq 32A$: 10,000 ops. (AC); 1,000 ops (DC) 1 cycle (2s - ON, 13s - OFF, $I_n \leq 32A$), 1 cycle (2s - ON, 28s - OFF, $I_n \geq 32A$)

		S200 P	
Mechanical data	Housing		Insulation group I, RAL 7035
	Toggle		Insulation group II, black, sealable
	Contact position indicator		Marking on toggle (I ON / 0 OFF), Real CPI (red ON / green OFF)
	Protection degree acc. to EN 60529		IP20 (also fulfilling the req. acc. to the protection degree IPXXB); IP40 in enclosure with cover
	Mechanical endurance	ops.	20000 ops.
	Shock resistance acc. to IEC/EN 60068-2-27		30g - 3 shocks - 11ms
	Vibration resistance acc. to IEC/EN 60068-2-6		5g - 20 cycles at 5...150...5 Hz with load 0,8In
	Environmental conditions (damp heat) acc. to IEC/EN 60068-2-30	°C/RH	28 cycles with 55°C/90-96% and 25°C/95-100%
	Ambient temperature (with daily average ≤ +35 °C)	°C	-25 ... +55°C
	Storage temperature	°C	-40 ... +70°C
Installation	Terminal type		failsafe bi-directional cylinder-lift terminal
	Cross-section of conductors (top/bottom)	mm ²	25 mm ² /25 mm ²
		mm ²	16 mm ² /16 mm ²
		AWG	18 - 4 AWG
	Cross-section of busbars	mm ²	10 mm ² /10 mm ²
		AWG	18 - 8 AWG
	Tightening torque	Nm	2.8 Nm
		in-lbs.	25 in-lbs.
	Screwdriver		No. 2 Pozidriv
	Mounting		On DIN-Rail 35mm acc. to EN 60715 by fast clip
Mounting position		any	
Supply		optional	
Dimensions and weight	Mounting dimensions acc. to DIN 43880		Mounting dimension 1
	Pole dimensions (H x D x W)	mm	88 x 69 x 17.5 mm
	Pole weight	g	approx. 140 g
Combination with auxiliary elements	See table pages 4/4 and 4/5		

MCBs

S 200 series P 25000 - 15000, B characteristic

2



S 201 P

2CSC400056F0201



S 202 P

2CSC400057F0201



S 203 P

2CSC400058F0201

S 200 P, B characteristic

Function: protection and control of the circuits against overloads and short-circuits; protection for people and large length of cables in TN and IT systems.

Standards: IEC/EN 60898-1

Hazard level R26/HL3 according to EN 45545

Exigence 4 according to NF F 16-101/102 (I1-F1)

Category 1 - Class A/B (Body mounted) according to IEC 61373

$I_{cn}=25$ kA for $0.5 A \leq I_n \leq 25 A$

$I_{cn}=15$ kA for $32 A \leq I_n \leq 63 A$

Number of poles	Rated current	Bbn 4016779	Order details		Price 1 piece	Weight 1 piece kg	Pack unit pc.
	I_n A	EAN	Type code	Order code			
1	6	589574	S 201 P-B 6	2CDS281001R0065		0.14	10
	10	589581	S 201 P-B 10	2CDS281001R0105		0.14	10
	13	589598	S 201 P-B 13	2CDS281001R0135		0.14	10
	16	589260	S 201 P-B 16	2CDS281001R0165		0.14	10
	20	589604	S 201 P-B 20	2CDS281001R0205		0.14	10
	25	589611	S 201 P-B 25	2CDS281001R0255		0.14	10
	32	589628	S 201 P-B 32	2CDS281001R0325		0.14	10
	40	589635	S 201 P-B 40	2CDS281001R0405		0.14	10
	50	589659	S 201 P-B 50	2CDS281001R0505		0.14	10
	63	589666	S 201 P-B 63	2CDS281001R0635		0.14	10

Number of poles	Rated current	Bbn 4016779	Order details		Price 1 piece	Weight 1 piece kg	Pack unit pc.
	I_n A	EAN	Type code	Order code			
2	6	589673	S 202 P-B 6	2CDS282001R0065		0.28	5
	10	589680	S 202 P-B 10	2CDS282001R0105		0.28	5
	13	589697	S 202 P-B 13	2CDS282001R0135		0.28	5
	16	589703	S 202 P-B 16	2CDS282001R0165		0.28	5
	20	589710	S 202 P-B 20	2CDS282001R0205		0.28	5
	25	589727	S 202 P-B 25	2CDS282001R0255		0.28	5
	32	589734	S 202 P-B 32	2CDS282001R0325		0.28	5
	40	589741	S 202 P-B 40	2CDS282001R0405		0.28	5
	50	589758	S 202 P-B 50	2CDS282001R0505		0.28	5
	63	589765	S 202 P-B 63	2CDS282001R0635		0.28	5

Number of poles	Rated current	Bbn 4016779	Order details		Price 1 piece	Weight 1 piece kg	Pack unit pc.
	I_n A	EAN	Type code	Order code			
3	6	589772	S 203 P-B 6	2CDS283001R0065		0.42	1
	10	589789	S 203 P-B 10	2CDS283001R0105		0.42	1
	13	589796	S 203 P-B 13	2CDS283001R0135		0.42	1
	16	589802	S 203 P-B 16	2CDS283001R0165		0.42	1
	20	589819	S 203 P-B 20	2CDS283001R0205		0.42	1
	25	589826	S 203 P-B 25	2CDS283001R0255		0.42	1
	32	589833	S 203 P-B 32	2CDS283001R0325		0.42	1
	40	589840	S 203 P-B 40	2CDS283001R0405		0.42	1
	50	589857	S 203 P-B 50	2CDS283001R0505		0.42	1
	63	589864	S 203 P-B 63	2CDS283001R0635		0.42	1



S 204 P

2CSC40059F0201



S 201 P NA

2CSC40069F0201



S 203 P NA

2CSC40082F0201

Number of poles	Rated current	Bbn 4016779	Order details		Price 1 piece	Weight 1 piece	Pack unit
	I _n A	EAN	Type code	Order code			
4	6	589871	S 204 P-B 6	2CDS284001R0065		0.56	1
	10	589888	S 204 P-B 10	2CDS284001R0105		0.56	1
	13	589895	S 204 P-B 13	2CDS284001R0135		0.56	1
	16	589901	S 204 P-B 16	2CDS284001R0165		0.56	1
	20	589918	S 204 P-B 20	2CDS284001R0205		0.56	1
	25	589925	S 204 P-B 25	2CDS284001R0255		0.56	1
	32	589932	S 204 P-B 32	2CDS284001R0325		0.56	1
	40	589949	S 204 P-B 40	2CDS284001R0405		0.56	1
	50	589956	S 204 P-B 50	2CDS284001R0505		0.56	1
	63	589963	S 204 P-B 63	2CDS284001R0635		0.56	1

With disconnecting neutral NA

Number of poles	Rated current	Bbn 4016779	Order details		Price 1 piece	Weight 1 piece	Pack unit
	I _n A	EAN	Type code	Order code			
1+NA	6	589970	S 201 P-B 6 NA	2CDS281103R0065		0.28	5
	10	589987	S 201 P-B 10 NA	2CDS281103R0105		0.28	5
	13	589994	S 201 P-B 13 NA	2CDS281103R0135		0.28	5
	16	590006	S 201 P-B 16 NA	2CDS281103R0165		0.28	5
	20	590013	S 201 P-B 20 NA	2CDS281103R0205		0.28	5
	25	590020	S 201 P-B 25 NA	2CDS281103R0255		0.28	5
	32	590037	S 201 P-B 32 NA	2CDS281103R0325		0.28	5
	40	590044	S 201 P-B 40 NA	2CDS281103R0405		0.28	5
	50	590051	S 201 P-B 50 NA	2CDS281103R0505		0.28	5
	63	590068	S 201 P-B 63 NA	2CDS281103R0635		0.28	5

Number of poles	Rated current	Bbn 4016779	Order details		Price 1 piece	Weight 1 piece	Pack unit
	I _n A	EAN	Type code	Order code			
3+NA	6	590075	S 203 P-B 6 NA	2CDS283103R0065		0.56	1
	10	590082	S 203 P-B 10 NA	2CDS283103R0105		0.56	1
	13	590099	S 203 P-B 13 NA	2CDS283103R0135		0.56	1
	16	590105	S 203 P-B 16 NA	2CDS283103R0165		0.56	1
	20	590112	S 203 P-B 20 NA	2CDS283103R0205		0.56	1
	25	590129	S 203 P-B 25 NA	2CDS283103R0255		0.56	1
	32	590136	S 203 P-B 32 NA	2CDS283103R0325		0.56	1
	40	590143	S 203 P-B 40 NA	2CDS283103R0405		0.56	1
	50	590150	S 203 P-B 50 NA	2CDS283103R0505		0.56	1
	63	590167	S 203 P-B 63 NA	2CDS283103R0635		0.56	1

MCBs

S 200 series P 25000 - 15000, C characteristic

2



2CSC400056F0201

S 201 P



2CSC400057F0201

S 202 P

S 200 P, C characteristic

Function: protection and control of the circuits against overloads and short-circuits; protection for resistive and inductive loads with low inrush current.

Standards: IEC/EN 60898-1

Hazard level R26/HL3 according to EN 45545

Exigence 4 according to NF F 16-101/102 (I1-F1)


Category 1 - Class A/B (Body mounted) according to IEC 61373

$I_{cn}=25 \text{ kA for } 0.5 \text{ A} \leq I_n \leq 25 \text{ A}$

$I_{cn}=15 \text{ kA for } 32 \text{ A} \leq I_n \leq 63 \text{ A}$

Number of poles	Rated current I_n A	Bbn 4016779 EAN	Order details		Price 1 piece	Weight 1 piece kg	Pack unit pc.
			Type code	Order code			
1	0.5	590174	S 201 P-C 0.5	2CDS281001R0984		0.14	10
	1	590181	S 201 P-C 1	2CDS281001R0014		0.14	10
	1.6	590198	S 201 P-C 1.6	2CDS281001R0974		0.14	10
	2	590204	S 201 P-C 2	2CDS281001R0024		0.14	10
	3	590211	S 201 P-C 3	2CDS281001R0034		0.14	10
	4	590228	S 201 P-C 4	2CDS281001R0044		0.14	10
	6	590235	S 201 P-C 6	2CDS281001R0064		0.14	10
	8	590242	S 201 P-C 8	2CDS281001R0084		0.14	10
	10	590259	S 201 P-C 10	2CDS281001R0104		0.14	10
	13	590266	S 201 P-C 13	2CDS281001R0134		0.14	10
	16	590273	S 201 P-C 16	2CDS281001R0164		0.14	10
	20	590280	S 201 P-C 20	2CDS281001R0204		0.14	10
	25	590297	S 201 P-C 25	2CDS281001R0254		0.14	10
	32	590303	S 201 P-C 32	2CDS281001R0324		0.14	10
	40	590310	S 201 P-C 40	2CDS281001R0404		0.14	10
	50	590327	S 201 P-C 50	2CDS281001R0504		0.14	10
63	590334	S 201 P-C 63	2CDS281001R0634		0.14	10	

Number of poles	Rated current I_n A	Bbn 4016779 EAN	Order details		Price 1 piece	Weight 1 piece kg	Pack unit pc.
			Type code	Order code			
2	0.5	590341	S 202 P-C 0.5	2CDS282001R0984		0.28	5
	1	590358	S 202 P-C 1	2CDS282001R0014		0.28	5
	1.6	590365	S 202 P-C 1.6	2CDS282001R0974		0.28	5
	2	590372	S 202 P-C 2	2CDS282001R0024		0.28	5
	3	590389	S 202 P-C 3	2CDS282001R0034		0.28	5
	4	590396	S 202 P-C 4	2CDS282001R0044		0.28	5
	6	590402	S 202 P-C 6	2CDS282001R0064		0.28	5
	8	590419	S 202 P-C 8	2CDS282001R0084		0.28	5
	10	590426	S 202 P-C 10	2CDS282001R0104		0.28	5
	13	590433	S 202 P-C 13	2CDS282001R0134		0.28	5
	16	590440	S 202 P-C 16	2CDS282001R0164		0.28	5
	20	590457	S 202 P-C 20	2CDS282001R0204		0.28	5
	25	590464	S 202 P-C 25	2CDS282001R0254		0.28	5
	32	590471	S 202 P-C 32	2CDS282001R0324		0.28	5
	40	590488	S 202 P-C 40	2CDS282001R0404		0.28	5
	50	590495	S 202 P-C 50	2CDS282001R0504		0.28	5
63	590501	S 202 P-C 63	2CDS 282 001 R0634		0.28	5	



S 203 P

2CDS400098R0201



S 204 P

2CDS400059R0201

Number of poles	Rated current	Bbn 4016779	Order details		Price 1 piece	Weight 1 piece kg	Pack unit pc.
	I _n A	EAN	Type code	Order code			
3	0.5	590518	S 203 P-C 0.5	2CDS283001R0984		0.42	1
	1	590525	S 203 P-C 1	2CDS283001R0014		0.42	1
	1.6	590532	S 203 P-C 1.6	2CDS283001R0974		0.42	1
	2	590549	S 203 P-C 2	2CDS283001R0024		0.42	1
	3	590556	S 203 P-C 3	2CDS283001R0034		0.42	1
	4	590563	S 203 P-C 4	2CDS283001R0044		0.42	1
	6	590570	S 203 P-C 6	2CDS283001R0064		0.42	1
	8	590587	S 203 P-C 8	2CDS283001R0084		0.42	1
	10	590594	S 203 P-C 10	2CDS283001R0104		0.42	1
	13	590600	S 203 P-C 13	2CDS283001R0134		0.42	1
	16	590617	S 203 P-C 16	2CDS283001R0164		0.42	1
	20	590624	S 203 P-C 20	2CDS283001R0204		0.42	1
	25	590631	S 203 P-C 25	2CDS283001R0254		0.42	1
	32	590648	S 203 P-C 32	2CDS283001R0324		0.42	1
	40	590655	S 203 P-C 40	2CDS283001R0404		0.42	1
50	590662	S 203 P-C50	2CDS283001R0504		0.42	1	
63	590679	S 203 P-C63	2CDS283001R0634		0.42	1	

Number of poles	Rated current	Bbn 4016779	Order details		Price 1 piece	Weight 1 piece kg	Pack unit pc.
	I _n A	EAN	Type code	Order code			
4	0.5	590686	S 204 P-C 0.5	2CDS284001R0984		0.56	1
	1	590693	S 204 P-C 1	2CDS284001R0014		0.56	1
	1.6	590709	S 204 P-C 1.6	2CDS284001R0974		0.56	1
	2	590716	S 204 P-C 2	2CDS284001R0024		0.56	1
	3	590723	S 204 P-C 3	2CDS284001R0034		0.56	1
	4	590730	S 204 P-C 4	2CDS284001R0044		0.56	1
	6	590747	S 204 P-C 6	2CDS284001R0064		0.56	1
	8	590754	S 204 P-C 8	2CDS284001R0084		0.56	1
	10	590761	S 204 P-C 10	2CDS284001R0104		0.56	1
	13	590778	S 204 P-C 13	2CDS284001R0134		0.56	1
	16	590785	S 204 P-C 16	2CDS284001R0164		0.56	1
	20	590792	S 204 P-C 20	2CDS284001R0204		0.56	1
	25	590808	S 204 P-C 25	2CDS284001R0254		0.56	1
	32	590815	S 204 P-C 32	2CDS284001R0324		0.56	1
	40	590822	S 204 P-C 40	2CDS284001R0404		0.56	1
50	590839	S 204 P-C 50	2CDS284001R0504		0.56	1	
63	590846	S 204 P-C 63	2CDS284001R0634		0.56	1	

MCBs

S 200 series P 25000 - 15000, C characteristic

2



S 201 P NA

2CSC400060R0201



S 203 P NA

2CSC400062R0201

With disconnecting neutral NA

Number of poles	Rated current	Bbn 4016779	Order details		Price 1 piece	Weight 1 piece	Pack unit
	I_n A	EAN	Type code	Order code			
1+NA	0.5	590853	S 201 P-C 0.5 NA	2CDS281103R0984		0.28	5
	1	590860	S 201 P-C 1 NA	2CDS281103R0014		0.28	5
	1.6	590877	S 201 P-C 1.6 NA	2CDS281103R0974		0.28	5
	2	590884	S 201 P-C 2 NA	2CDS281103R0024		0.28	5
	3	590891	S 201 P-C 3 NA	2CDS281103R0034		0.28	5
	4	590907	S 201 P-C 4 NA	2CDS281103R0044		0.28	5
	6	590914	S 201 P-C 6 NA	2CDS281103R0064		0.28	5
	8	590921	S 201 P-C 8 NA	2CDS281103R0084		0.28	5
	10	590938	S 201 P-C 10 NA	2CDS281103R0104		0.28	5
	13	590945	S 201 P-C 13 NA	2CDS281103R0134		0.28	5
	16	590952	S 201 P-C 16 NA	2CDS281103R0164		0.28	5
	20	590969	S 201 P-C 20 NA	2CDS281103R0204		0.28	5
	25	590976	S 201 P-C 25 NA	2CDS281103R0254		0.28	5
	32	590983	S 201 P-C 32 NA	2CDS281103R0324		0.28	5
	40	590990	S 201 P-C 40 NA	2CDS281103R0404		0.28	5
	50	591003	S 201 P-C 50 NA	2CDS281103R0504		0.28	5
63	591010	S 201 P-C 63 NA	2CDS281103R0634		0.28	5	

Number of poles	Rated current	Bbn 4016779	Order details		Price 1 piece	Weight 1 piece	Pack unit
	I_n A	EAN	Type code	Order code			
3+NA	0.5	591027	S 203 P-C 0.5 NA	2CDS283103R0984		0.56	1
	1	591034	S 203 P-C 1 NA	2CDS283103R0014		0.56	1
	1.6	591041	S 203 P-C 1.6 NA	2CDS283103R0974		0.56	1
	2	591058	S 203 P-C 2 NA	2CDS283103R0024		0.56	1
	3	591065	S 203 P-C 3 NA	2CDS283103R0034		0.56	1
	4	591072	S 203 P-C 4 NA	2CDS283103R0044		0.56	1
	6	591089	S 203 P-C 6 NA	2CDS283103R0064		0.56	1
	8	591096	S 203 P-C 8 NA	2CDS283103R0084		0.56	1
	10	591102	S 203 P-C 10 NA	2CDS283103R0104		0.56	1
	13	591119	S 203 P-C 13 NA	2CDS283103R0134		0.56	1
	16	591126	S 203 P-C 16 NA	2CDS283103R0164		0.56	1
	20	591133	S 203 P-C 20 NA	2CDS283103R0204		0.56	1
	25	591140	S 203 P-C 25 NA	2CDS283103R0254		0.56	1
	32	591157	S 203 P-C 32 NA	2CDS283103R0324		0.56	1
	40	591164	S 203 P-C 40 NA	2CDS283103R0404		0.56	1
	50	591171	S 203 P-C 50 NA	2CDS283103R0504		0.56	1
63	591188	S 203 P-C 63 NA	2CDS283103R0634		0.56	1	

MCBs

S 200 series P 25000 - 15000, D characteristic



S 201 P

2CSC400057F0201



S 202 P

2CSC400057F0201

S 200 P, D characteristic

Function: protection and control of the circuits against overloads and short-circuits; protection for circuits which supply loads with high inrush current at the circuit closing (LV/LV transformers, breakdown lamps).

Standards: IEC/EN 60898-1

Hazard level R26/HL3 according to EN 45545

Exigence 4 according to NF F 16-101/102 (I1-F1)

Category 1 - Class A/B (Body mounted) according to IEC 61373

$I_{cn}=25 \text{ kA for } 0.5 \text{ A} \leq I_n \leq 25 \text{ A}$

$I_{cn}=15 \text{ kA for } 32 \text{ A} \leq I_n \leq 63 \text{ A}$

Number of poles	Rated current	Bbn 4016779	Order details		Price 1 piece	Weight 1 piece	Pack unit
	I_n A		EAN	Type code			
1	0.5	591195	S 201 P-D 0.5	2CDS281001R0981		0.14	10
	1	591201	S 201 P-D 1	2CDS281001R0011		0.14	10
	1.6	591218	S 201 P-D 1.6	2CDS281001R0971		0.14	10
	2	591225	S 201 P-D 2	2CDS281001R0021		0.14	10
	3	591232	S 201 P-D 3	2CDS281001R0031		0.14	10
	4	591249	S 201 P-D 4	2CDS281001R0041		0.14	10
	6	591256	S 201 P-D 6	2CDS281001R0061		0.14	10
	8	591263	S 201 P-D 8	2CDS281001R0081		0.14	10
	10	591270	S 201 P-D 10	2CDS281001R0101		0.14	10
	13	591287	S 201 P-D 13	2CDS281001R0131		0.14	10
	16	591294	S 201 P-D 16	2CDS281001R0161		0.14	10
	20	591300	S 201 P-D 20	2CDS281001R0201		0.14	10
	25	591317	S 201 P-D 25	2CDS281001R0251		0.14	10
	32	591324	S 201 P-D 32	2CDS281001R0321		0.14	10
	40	591331	S 201 P-D 40	2CDS281001R0401		0.14	10
	50	591348	S 201 P-D 50	2CDS281001R0501		0.14	10
63	591355	S 201 P-D 63	2CDS281001R0631		0.14	10	

Number of poles	Rated current	Bbn 4016779	Order details		Price 1 piece	Weight 1 piece	Pack unit
	I_n A		EAN	Type code			
2	0.5	591362	S 202 P-D 0.5	2CDS282001R0981		0.28	5
	1	591379	S 202 P-D 1	2CDS282001R0011		0.28	5
	1.6	591386	S 202 P-D 1.6	2CDS282001R0971		0.28	5
	2	591393	S 202 P-D 2	2CDS282001R0021		0.28	5
	3	591409	S 202 P-D 3	2CDS282001R0031		0.28	5
	4	591416	S 202 P-D 4	2CDS282001R0041		0.28	5
	6	591423	S 202 P-D 6	2CDS282001R0061		0.28	5
	8	591430	S 202 P-D 8	2CDS282001R0081		0.28	5
	10	591447	S 202 P-D 10	2CDS282001R0101		0.28	5
	13	591454	S 202 P-D 13	2CDS282001R0131		0.28	5
	16	591461	S 202 P-D 16	2CDS282001R0161		0.28	5
	20	591478	S 202 P-D 20	2CDS282001R0201		0.28	5
	25	591485	S 202 P-D 25	2CDS282001R0251		0.28	5
	32	591492	S 202 P-D 32	2CDS282001R0321		0.28	5
	40	591508	S 202 P-D 40	2CDS282001R0401		0.28	5
	50	591515	S 202 P-D 50	2CDS282001R0501		0.28	5
63	591522	S 202 P-D 63	2CDS282001R0631		0.28	5	

MCBs

S 200 series P 25000 - 15000, D characteristic

2



S 203 P

2CSC400058F0201



S 204 P

2CSC400058F0201

Number of poles	Rated current	Bbn 4016779	Order details		Price 1 piece	Weight 1 piece	Pack unit
	I _n A	EAN	Type code	Order code			
3	0.5	591539	S 203 P-D 0.5	2CDS283001R0981		0.42	1
	1	591546	S 203 P-D 1	2CDS283001R0011		0.42	1
	1.6	591553	S 203 P-D 1.6	2CDS283001R0971		0.42	1
	2	591560	S 203 P-D 2	2CDS283001R0021		0.42	1
	3	591577	S 203 P-D 3	2CDS283001R0031		0.42	1
	4	591584	S 203 P-D 4	2CDS283001R0041		0.42	1
	6	591591	S 203 P-D 6	2CDS283001R0061		0.42	1
	8	591607	S 203 P-D 8	2CDS283001R0081		0.42	1
	10	591614	S 203 P-D 10	2CDS283001R0101		0.42	1
	13	591621	S 203 P-D 13	2CDS283001R0131		0.42	1
	16	591638	S 203 P-D 16	2CDS283001R0161		0.42	1
	20	591645	S 203 P-D 20	2CDS283001R0201		0.42	1
	25	591652	S 203 P-D 25	2CDS283001R0251		0.42	1
	32	591669	S 203 P-D 32	2CDS283001R0321		0.42	1
	40	591676	S 203 P-D 40	2CDS283001R0401		0.42	1
	50	591683	S 203 P-D50	2CDS283001R0501		0.42	1
63	591690	S 203 P-D63	2CDS283001R0631		0.42	1	

Number of poles	Rated current	Bbn 4016779	Order details		Price 1 piece	Weight 1 piece	Pack unit
	I _n A	EAN	Type code	Order code			
4	0.5	591706	S 204 P-D 0.5	2CDS284001R0981		0.56	1
	1	591713	S 204 P-D 1	2CDS284001R0011		0.56	1
	1.6	591720	S 204 P-D 1.6	2CDS284001R0971		0.56	1
	2	591737	S 204 P-D 2	2CDS284001R0021		0.56	1
	3	591744	S 204 P-D 3	2CDS284001R0031		0.56	1
	4	591751	S 204 P-D 4	2CDS284001R0041		0.56	1
	6	591768	S 204 P-D 6	2CDS284001R0061		0.56	1
	8	591775	S 204 P-D 8	2CDS284001R0081		0.56	1
	10	591782	S 204 P-D 10	2CDS284001R0101		0.56	1
	13	591799	S 204 P-D 13	2CDS284001R0131		0.56	1
	16	591805	S 204 P-D 16	2CDS284001R0161		0.56	1
	20	591812	S 204 P-D 20	2CDS284001R0201		0.56	1
	25	591829	S 204 P-D 25	2CDS284001R0251		0.56	1
	32	591836	S 204 P-D 32	2CDS284001R0321		0.56	1
	40	591843	S 204 P-D 40	2CDS284001R0401		0.56	1
	50	591850	S 204 P-D 50	2CDS284001R0501		0.56	1
63	591867	S 204 P-D 63	2CDS284001R0631		0.56	1	

With disconnecting neutral NA



S 201 P NA

2CDS400089R0201



S 203 P NA

2CDS400089R0201

Number of poles	Rated current	Bbn 4016779	Order details		Price 1 piece	Weight 1 piece kg	Pack unit pc.
	I_n A	EAN	Type code	Order code			
1+NA	0.5	591874	S 201 P-D 0.5 NA	2CDS281103R0981		0.28	5
	1	591881	S 201 P-D 1 NA	2CDS281103R0011		0.28	5
	1.6	591898	S 201 P-D 1.6 NA	2CDS281103R0971		0.28	5
	2	591904	S 201 P-D 2 NA	2CDS281103R0021		0.28	5
	3	591911	S 201 P-D 3 NA	2CDS281103R0031		0.28	5
	4	591928	S 201 P-D 4 NA	2CDS281103R0041		0.28	5
	6	591935	S 201 P-D 6 NA	2CDS281103R0061		0.28	5
	8	591942	S 201 P-D 8 NA	2CDS281103R0081		0.28	5
	10	591959	S 201 P-D 10 NA	2CDS281103R0101		0.28	5
	13	591966	S 201 P-D 13 NA	2CDS281103R0131		0.28	5
	16	591973	S 201 P-D 16 NA	2CDS281103R0161		0.28	5
	20	591980	S 201 P-D 20 NA	2CDS281103R0201		0.28	5
	25	591997	S 201 P-D 25 NA	2CDS281103R0251		0.28	5
	32	592000	S 201 P-D 32 NA	2CDS281103R0321		0.28	5
	40	592017	S 201 P-D 40 NA	2CDS281103R0401		0.28	5
50	592024	S 201 P-D 50 NA	2CDS281103R0501		0.28	5	
63	592031	S 201 P-D 63 NA	2CDS281103R0631		0.28	5	

Number of poles	Rated current	Bbn 4016779	Order details		Price 1 piece	Weight 1 piece kg	Pack unit pc.
	I_n A	EAN	Type code	Order code			
3+NA	0.5	592048	S 203 P-D 0.5 NA	2CDS283103R0981		0.56	1
	1	592055	S 203 P-D 1 NA	2CDS283103R0011		0.56	1
	1.6	592062	S 203 P-D 1.6 NA	2CDS283103R0971		0.56	1
	2	592079	S 203 P-D 2 NA	2CDS283103R0021		0.56	1
	3	592086	S 203 P-D 3 NA	2CDS283103R0031		0.56	1
	4	592093	S 203 P-D 4 NA	2CDS283103R0041		0.56	1
	6	592109	S 203 P-D 6 NA	2CDS283103R0061		0.56	1
	8	592116	S 203 P-D 8 NA	2CDS283103R0081		0.56	1
	10	592123	S 203 P-D 10 NA	2CDS283103R0101		0.56	1
	13	592130	S 203 P-D 13 NA	2CDS283103R0131		0.56	1
	16	592147	S 203 P-D 16 NA	2CDS283103R0161		0.56	1
	20	592154	S 203 P-D 20 NA	2CDS283103R0201		0.56	1
	25	592161	S 203 P-D 25 NA	2CDS283103R0251		0.56	1
	32	592178	S 203 P-D 32 NA	2CDS283103R0321		0.56	1
	40	592185	S 203 P-D 40 NA	2CDS283103R0401		0.56	1
50	592192	S 203 P-D 50 NA	2CDS283103R0501		0.56	1	
63	592208	S 203 P-D 63 NA	2CDS283103R0631		0.56	1	

MCBs

S 200 series P 25000 - 15000, K characteristic

2



S 201 P

S 200 P, K (power) characteristic

Function: protection and control of the circuits like motors, transformers and auxiliary circuits, against overloads and short-circuits.

Advantages: no nuisance tripping in the case of functional peak currents up to $10I_n$, depending on the series; through its highly sensitive thermostatic bimetal trip, the K-type characteristic offers protection to damageable elements in the overcurrent range; it also provides the best protection to cables and lines.

Standards: IEC/EN 60947-2

Hazard level R26/HL3 according to EN 45545

Exigence 4 according to NF F 16-101/102 (I1-F1)

Category 1 - Class A/B (Body mounted) according to IEC 61373

$I_{cu}=25$ kA for $0.5 A \leq I_n \leq 25 A$; $I_{cu}=15$ kA for $32 A \leq I_n \leq 63 A$

Number of poles	Rated current	Bbn 4016779	Order details		Price 1 piece	Weight 1 piece kg	Pack unit pc.
	I_n A	EAN	Type code	Order code			
1	0.2	592215	S 201 P-K 0.2	2CDS281001R0087		0.14	10
	0.3	592222	S 201 P-K 0.3	2CDS281001R0117		0.14	10
	0.5	592239	S 201 P-K 0.5	2CDS281001R0157		0.14	10
	0.75	592246	S 201 P-K 0.75	2CDS281001R0187		0.14	10
	1	592253	S 201 P-K 1	2CDS281001R0217		0.14	10
	1.6	592260	S 201 P-K 1.6	2CDS281001R0257		0.14	10
	2	592277	S 201 P-K 2	2CDS281001R0277		0.14	10
	3	592284	S 201 P-K 3	2CDS281001R0317		0.14	10
	4	592291	S 201 P-K 4	2CDS281001R0337		0.14	10
	6	592307	S 201 P-K 6	2CDS281001R0377		0.14	10
	8	592314	S 201 P-K 8	2CDS281001R0407		0.14	10
	10	592321	S 201 P-K 10	2CDS281001R0427		0.14	10
	13	592338	S 201 P-K 13	2CDS281001R0447		0.14	10
	16	592345	S 201 P-K 16	2CDS281001R0467		0.14	10
	20	592352	S 201 P-K 20	2CDS281001R0487		0.14	10
	25	592369	S 201 P-K 25	2CDS281001R0517		0.14	10
	32	592376	S 201 P-K 32	2CDS281001R0537		0.14	10
40	592383	S 201 P-K 40	2CDS281001R0557		0.14	10	
50	592390	S 201 P-K 50	2CDS281001R0577		0.14	10	
63	592406	S 201 P-K 63	2CDS281001R0607		0.14	10	



2CSC000004R0201

S 202 P



2CSC000128R0201

S 203 P

Number of poles	Rated current	Bbn 4016779	Order details		Price 1 piece	Weight 1 piece kg	Pack unit pc.
	I _n A	EAN	Type code	Order code			
2	0.2	592413	S 202 P-K 0.2	2CDS282001R0087		0.28	5
	0.3	592420	S 202 P-K 0.3	2CDS282001R0117		0.28	5
	0.5	592437	S 202 P-K 0.5	2CDS282001R0157		0.28	5
	0.75	592444	S 202 P-K 0.75	2CDS282001R0187		0.28	5
	1	592451	S 202 P-K 1	2CDS282001R0217		0.28	5
	1.6	592468	S 202 P-K 1.6	2CDS282001R0257		0.28	5
	2	592475	S 202 P-K 2	2CDS282001R0277		0.28	5
	3	592482	S 202 P-K 3	2CDS282001R0317		0.28	5
	4	592499	S 202 P-K 4	2CDS282001R0337		0.28	5
	6	592505	S 202 P-K 6	2CDS282001R0377		0.28	5
	8	592512	S 202 P-K 8	2CDS282001R0407		0.28	5
	10	592529	S 202 P-K 10	2CDS282001R0427		0.28	5
	13	592536	S 202 P-K 13	2CDS282001R0447		0.28	5
	16	592543	S 202 P-K 16	2CDS282001R0467		0.28	5
	20	592550	S 202 P-K 20	2CDS282001R0487		0.28	5
	25	592567	S 202 P-K 25	2CDS282001R0517		0.28	5
	32	592574	S 202 P-K 32	2CDS282001R0537		0.28	5
	40	592581	S 202 P-K 40	2CDS282001R0557		0.28	5
	50	592598	S 202 P-K 50	2CDS282001R0577		0.28	5
63	592604	S 202 P-K 63	2CDS282001R0607		0.28	5	

Number of poles	Rated current	Bbn 4016779	Order details		Price 1 piece	Weight 1 piece kg	Pack unit pc.
	I _n A	EAN	Type code	Order code			
3	0.2	592611	S 203 P-K 0.2	2CDS283001R0087		0.42	1
	0.3	592628	S 203 P-K 0.3	2CDS283001R0117		0.42	1
	0.5	592635	S 203 P-K 0.5	2CDS283001R0157		0.42	1
	0.75	592642	S 203 P-K 0.75	2CDS283001R0187		0.42	1
	1	592659	S 203 P-K 1	2CDS283001R0217		0.42	1
	1.6	592666	S 203 P-K 1.6	2CDS283001R0257		0.42	1
	2	592673	S 203 P-K 2	2CDS283001R0277		0.42	1
	3	592680	S 203 P-K 3	2CDS283001R0317		0.42	1
	4	592697	S 203 P-K 4	2CDS283001R0337		0.42	1
	6	592703	S 203 P-K 6	2CDS283001R0377		0.42	1
	8	592710	S 203 P-K 8	2CDS283001R0407		0.42	1
	10	592727	S 203 P-K 10	2CDS283001R0427		0.42	1
	13	592734	S 203 P-K 13	2CDS283001R0447		0.42	1
	16	592741	S 203 P-K 16	2CDS283001R0467		0.42	1
	20	592758	S 203 P-K 20	2CDS283001R0487		0.42	1
	25	592765	S 203 P-K 25	2CDS283001R0517		0.42	1
	32	592772	S 203 P-K 32	2CDS283001R0537		0.42	1
	40	592789	S 203 P-K 40	2CDS283001R0557		0.42	1
	50	592796	S 203 P-K 50	2CDS283001R0577		0.42	1
63	592802	S 203 P-K 63	2CDS283001R0607		0.42	1	

MCBs

S 200 series P 25000 - 15000, K characteristic

2



S 204 P

2CSC400039F0201



S 201 P NA

2CSC400039F0201

Number of poles	Rated current	Bbn 4016779	Order details		Price 1 piece	Weight 1 piece	Pack unit
	I _n A	EAN	Type code	Order code			
4	0.2	592819	S 204 P-K 0.2	2CDS284001R0087		0.56	1
	0.3	592826	S 204 P-K 0.3	2CDS284001R0117		0.56	1
	0.5	592833	S 204 P-K 0.5	2CDS284001R0157		0.56	1
	0.75	592840	S 204 P-K 0.75	2CDS284001R0187		0.56	1
	1	592857	S 204 P-K 1	2CDS284001R0217		0.56	1
	1.6	592864	S 204 P-K 1.6	2CDS284001R0257		0.56	1
	2	592871	S 204 P-K 2	2CDS284001R0277		0.56	1
	3	592888	S 204 P-K 3	2CDS284001R0317		0.56	1
	4	592895	S 204 P-K 4	2CDS284001R0337		0.56	1
	6	592901	S 204 P-K 6	2CDS284001R0377		0.56	1
	8	592918	S 204 P-K 8	2CDS284001R0407		0.56	1
	10	592925	S 204 P-K 10	2CDS284001R0427		0.56	1
	13	592932	S 204 P-K 13	2CDS284001R0447		0.56	1
	16	592949	S 204 P-K 16	2CDS284001R0467		0.56	1
	20	592956	S 204 P-K 20	2CDS284001R0487		0.56	1
	25	592963	S 204 P-K 25	2CDS284001R0517		0.56	1
	32	592970	S 204 P-K 32	2CDS284001R0537		0.56	1
	40	592987	S 204 P-K 40	2CDS284001R0557		0.56	1
	50	592994	S 204 P-K 50	2CDS284001R0577		0.56	1
63	593007	S 204 P-K 63	2CDS284001R0607		0.56	1	

With disconnecting neutral NA

Number of poles	Rated current	Bbn 4016779	Order details		Price 1 piece	Weight 1 piece	Pack unit
	I _n A	EAN	Type code	Order code			
1+NA	0.2	593014	S 201 P-K 0.2 NA	2CDS281103R0087		0.28	5
	0.3	593021	S 201 P-K 0.3 NA	2CDS281103R0117		0.28	5
	0.5	593038	S 201 P-K 0.5 NA	2CDS281103R0157		0.28	5
	0.75	593045	S 201 P-K 0.75 NA	2CDS281103R0187		0.28	5
	1	593052	S 201 P-K 1 NA	2CDS281103R0217		0.28	5
	1.6	593069	S 201 P-K 1.6 NA	2CDS281103R0257		0.28	5
	2	593076	S 201 P-K 2 NA	2CDS281103R0277		0.28	5
	3	593083	S 201 P-K 3 NA	2CDS281103R0317		0.28	5
	4	593090	S 201 P-K 4 NA	2CDS281103R0337		0.28	5
	6	593106	S 201 P-K 6 NA	2CDS281103R0377		0.28	5
	8	593113	S 201 P-K 8 NA	2CDS281103R0407		0.28	5
	10	593120	S 201 P-K 10 NA	2CDS281103R0427		0.28	5
	13	593137	S 201 P-K 13 NA	2CDS281103R0447		0.28	5
	16	593144	S 201 P-K 16 NA	2CDS281103R0467		0.28	5
	20	593151	S 201 P-K 20 NA	2CDS281103R0487		0.28	5
	25	593168	S 201 P-K 25 NA	2CDS281103R0517		0.28	5
	32	593175	S 201 P-K 32 NA	2CDS281103R0537		0.28	5
	40	593182	S 201 P-K 40 NA	2CDS281103R0557		0.28	5
	50	593199	S 201 P-K 50 NA	2CDS281103R0577		0.28	5
63	593205	S 201 P-K 63 NA	2CDS281103R0607		0.28	5	



S 203 P NA

2CSC040139F0201

Number of poles	Rated current	Bbn 4016779	Order details		Price 1 piece	Weight 1 piece kg	Pack unit pc.
	I _n A	EAN	Type code	Order code			
3+NA	0.2	593212	S 203 P-K 0.2 NA	2CDS283103R0087		0.56	2
	0.3	593229	S 203 P-K 0.3 NA	2CDS283103R0117		0.56	2
	0.5	593236	S 203 P-K 0.5 NA	2CDS283103R0157		0.56	2
	0.75	593243	S 203 P-K 0.75 NA	2CDS283103R0187		0.56	2
	1	593250	S 203 P-K 1 NA	2CDS283103R0217		0.56	2
	1.6	593267	S 203 P-K 1.6 NA	2CDS283103R0257		0.56	2
	2	593274	S 203 P-K 2 NA	2CDS283103R0277		0.56	2
	3	593281	S 203 P-K 3 NA	2CDS283103R0317		0.56	2
	4	593298	S 203 P-K 4 NA	2CDS283103R0337		0.56	2
	6	593304	S 203 P-K 6 NA	2CDS283103R0377		0.56	2
	8	593311	S 203 P-K 8 NA	2CDS283103R0407		0.56	2
	10	593328	S 203 P-K 10 NA	2CDS283103R0427		0.56	2
	13	593335	S 203 P-K 13 NA	2CDS283103R0447		0.56	2
	16	593342	S 203 P-K 16 NA	2CDS283103R0467		0.56	2
	20	593359	S 203 P-K 20 NA	2CDS283103R0487		0.56	2
	25	593366	S 203 P-K 25 NA	2CDS283103R0517		0.56	2
	32	593373	S 203 P-K 32 NA	2CDS283103R0537		0.56	2
40	593380	S 203 P-K 40 NA	2CDS283103R0557		0.56	2	
50	593397	S 203 P-K 50 NA	2CDS283103R0577		0.56	2	
63	593403	S 203 P-K 63 NA	2CDS283103R0607		0.56	2	

MCBs

S 200 series P 25000 - 15000, Z characteristic

2



S 201 P



S 202 P

S 200 P, Z characteristic

Function: protection and control of the electronic circuits against lower and long duration overloads and short-circuits.

Standards: IEC/EN 60947-2

Hazard level R26/HL3 according to EN 45545

Exigence 4 according to NF F 16-101/102 (I1-F1)

Category 1 - Class A/B (Body mounted) according to IEC 61373

$I_{cu}=25$ kA for 0.5 A $\leq I_n \leq 25$ A; $I_{cu}=15$ kA for 32 A $\leq I_n \leq 63$ A

Number of poles	Rated current	Bbn 4016779	Order details		Price 1 piece	Weight 1 piece	Pack unit
	I_n A	EAN	Type code	Order code			
1	0.5	593410	S 201 P-Z 0.5	2CDS281001R0158		0.14	10
	1	593427	S 201 P-Z 1	2CDS281001R0218		0.14	10
	1.6	593434	S 201 P-Z 1.6	2CDS281001R0258		0.14	10
	2	593441	S 201 P-Z 2	2CDS281001R0278		0.14	10
	3	593458	S 201 P-Z 3	2CDS281001R0318		0.14	10
	4	593465	S 201 P-Z 4	2CDS281001R0338		0.14	10
	6	593472	S 201 P-Z 6	2CDS281001R0378		0.14	10
	8	593489	S 201 P-Z 8	2CDS281001R0408		0.14	10
	10	593496	S 201 P-Z 10	2CDS281001R0428		0.14	10
	16	593502	S 201 P-Z 16	2CDS281001R0468		0.14	10
	20	593519	S 201 P-Z 20	2CDS281001R0488		0.14	10
	25	593526	S 201 P-Z 25	2CDS281001R0518		0.14	10
	32	593533	S 201 P-Z 32	2CDS281001R0538		0.14	10
	40	593540	S 201 P-Z 40	2CDS281001R0558		0.14	10
	50	593557	S 201 P-Z 50	2CDS281001R0578		0.14	10
	63	593564	S 201 P-Z 63	2CDS281001R0608		0.14	10

Number of poles	Rated current	Bbn 4016779	Order details		Price 1 piece	Weight 1 piece	Pack unit
	I_n A	EAN	Type code	Order code			
2	0.5	593571	S 202 P-Z 0.5	2CDS282001R0158		0.28	5
	1	593588	S 202 P-Z 1	2CDS282001R0218		0.28	5
	1.6	593595	S 202 P-Z 1.6	2CDS282001R0258		0.28	5
	2	593601	S 202 P-Z 2	2CDS282001R0278		0.28	5
	3	593618	S 202 P-Z 3	2CDS282001R0318		0.28	5
	4	593625	S 202 P-Z 4	2CDS282001R0338		0.28	5
	6	593632	S 202 P-Z 6	2CDS282001R0378		0.28	5
	8	593649	S 202 P-Z 8	2CDS282001R0408		0.28	5
	10	593656	S 202 P-Z 10	2CDS282001R0428		0.28	5
	16	593663	S 202 P-Z 16	2CDS282001R0468		0.28	5
	20	593670	S 202 P-Z 20	2CDS282001R0488		0.28	5
	25	593687	S 202 P-Z 25	2CDS282001R0518		0.28	5
	32	593694	S 202 P-Z 32	2CDS282001R0538		0.28	5
	40	593700	S 202 P-Z 40	2CDS282001R0558		0.28	5
	50	593717	S 202 P-Z 50	2CDS282001R0578		0.28	5
	63	593724	S 202 P-Z 63	2CDS282001R0608		0.28	5



2CSC400128F0201

S 203 P



2CSC400138F0201

S 204 P

Number of poles	Rated current	Bbn 4016779	Order details		Price 1 piece	Weight 1 piece kg	Pack unit pc.
	I _n A	EAN	Type code	Order code			
3	0.5	593731	S 203 P-Z 0.5	2CDS283001R0158		0.42	1
	1	593748	S 203 P-Z 1	2CDS283001R0218		0.42	1
	1.6	593755	S 203 P-Z 1.6	2CDS283001R0258		0.42	1
	2	593762	S 203 P-Z 2	2CDS283001R0278		0.42	1
	3	593779	S 203 P-Z 3	2CDS283001R0318		0.42	1
	4	593786	S 203 P-Z 4	2CDS283001R0338		0.42	1
	6	593793	S 203 P-Z 6	2CDS283001R0378		0.42	1
	8	593809	S 203 P-Z 8	2CDS283001R0408		0.42	1
	10	593816	S 203 P-Z 10	2CDS283001R0428		0.42	1
	16	593823	S 203 P-Z 16	2CDS283001R0468		0.42	1
	20	593830	S 203 P-Z 20	2CDS283001R0488		0.42	1
	25	593847	S 203 P-Z 25	2CDS283001R0518		0.42	1
	32	593854	S 203 P-Z 32	2CDS283001R0538		0.42	1
	40	593861	S 203 P-Z 40	2CDS283001R0558		0.42	1
50	593878	S 203 P-Z 50	2CDS283001R0578		0.42	1	
63	593885	S 203 P-Z 63	2CDS283001R0608		0.42	1	

Number of poles	Rated current	Bbn 4016779	Order details		Price 1 piece	Weight 1 piece kg	Pack unit pc.
	I _n A	EAN	Type code	Order code			
4	0.5	593892	S 204 P-Z 0.5	2CDS284001R0158		0.56	1
	1	593908	S 204 P-Z 1	2CDS284001R0218		0.56	1
	1.6	593915	S 204 P-Z 1.6	2CDS284001R0258		0.56	1
	2	593922	S 204 P-Z 2	2CDS284001R0278		0.56	1
	3	593939	S 204 P-Z 3	2CDS284001R0318		0.56	1
	4	593946	S 204 P-Z 4	2CDS284001R0338		0.56	1
	6	593953	S 204 P-Z 6	2CDS284001R0378		0.56	1
	8	593960	S 204 P-Z 8	2CDS284001R0408		0.56	1
	10	593977	S 204 P-Z 10	2CDS284001R0428		0.56	1
	16	593984	S 204 P-Z 16	2CDS284001R0468		0.56	1
	20	593991	S 204 P-Z 20	2CDS284001R0488		0.56	1
	25	594004	S 204 P-Z 25	2CDS284001R0518		0.56	1
	32	594011	S 204 P-Z 32	2CDS284001R0538		0.56	1
	40	594028	S 204 P-Z 40	2CDS284001R0558		0.56	1
50	594035	S 204 P-Z 50	2CDS284001R0578		0.56	1	
63	594042	S 204 P-Z 63	2CDS284001R0608		0.56	1	

MCBs

S 200 series P 25000 - 15000, Z characteristic

2



S 201 P NA

2CDS400032F0201



S 203 P NA

2CDS400132F0201

With disconnecting neutral NA

Number of poles	Rated current	Bbn 4016779	Order details		Price 1 piece	Weight 1 piece	Pack unit
	I_n A	EAN	Type code	Order code			
1+NA	0.5	594059	S 201 P-Z 0.5 NA	2CDS281103R0158		0.28	5
	1	594066	S 201 P-Z 1 NA	2CDS281103R0218		0.28	5
	1.6	594073	S 201 P-Z 1.6 NA	2CDS281103R0258		0.28	5
	2	594080	S 201 P-Z 2 NA	2CDS281103R0278		0.28	5
	3	594097	S 201 P-Z 3 NA	2CDS281103R0318		0.28	5
	4	594103	S 201 P-Z 4 NA	2CDS281103R0338		0.28	5
	6	594110	S 201 P-Z 6 NA	2CDS281103R0378		0.28	5
	8	594127	S 201 P-Z 8 NA	2CDS281103R0408		0.28	5
	10	594134	S 201 P-Z 10 NA	2CDS281103R0428		0.28	5
	16	594141	S 201 P-Z 16 NA	2CDS281103R0468		0.28	5
	20	594158	S 201 P-Z 20 NA	2CDS281103R0488		0.28	5
	25	594165	S 201 P-Z 25 NA	2CDS281103R0518		0.28	5
	32	594172	S 201 P-Z 32 NA	2CDS281103R0538		0.28	5
	40	594189	S 201 P-Z 40 NA	2CDS281103R0558		0.28	5
	50	594196	S 201 P-Z 50 NA	2CDS281103R0578		0.28	5
63	594202	S 201 P-Z 63 NA	2CDS281103R0608		0.28	5	

Number of poles	Rated current	Bbn 4016779	Order details		Price 1 piece	Weight 1 piece	Pack unit
	I_n A	EAN	Type code	Order code			
3+NA	0.5	594219	S 203 P-Z 0.5 NA	2CDS283103R0158		0.56	1
	1	594226	S 203 P-Z 1 NA	2CDS283103R0218		0.56	1
	1.6	594233	S 203 P-Z 1.6 NA	2CDS283103R0258		0.56	1
	2	594240	S 203 P-Z 2 NA	2CDS283103R0278		0.56	1
	3	594257	S 203 P-Z 3 NA	2CDS283103R0318		0.56	1
	4	594264	S 203 P-Z 4 NA	2CDS283103R0338		0.56	1
	6	594271	S 203 P-Z 6 NA	2CDS283103R0378		0.56	1
	8	594288	S 203 P-Z 8 NA	2CDS283103R0408		0.56	1
	10	594295	S 203 P-Z 10 NA	2CDS283103R0428		0.56	1
	16	594301	S 203 P-Z 16 NA	2CDS283103R0468		0.56	1
	20	594318	S 203 P-Z 20 NA	2CDS283103R0488		0.56	1
	25	594325	S 203 P-Z 25 NA	2CDS283103R0518		0.56	1
	32	594332	S 203 P-Z 32 NA	2CDS283103R0538		0.56	1
	40	594349	S 203 P-Z 40 NA	2CDS283103R0558		0.56	1
	50	594356	S 203 P-Z 50 NA	2CDS283103R0578		0.56	1
63	594363	S 203 P-Z 63 NA	2CDS283103R0608		0.56	1	

MCBs

S 280 UC series technical features

2



2CSC400174 F0201

S 280 UC

		S 280 UC	
Standards	Product Standard	IEC/EN 60898-2, IEC/EN 60947-2	
	Hazard level acc. to EN 45545-2	R26/HL3	
	Classification according to NF F 16-101/102	I1 / F1 (Exigence 4)	
	Resistance to shocks and vibrations acc. to IEC 61373	Category 1 - Class A/B - body mounted	
	GOST 9219-88 approval	Yes	
General data	Poles	1P, 2P, 3P, 4P	
	Tripping characteristics	B, K, Z	
	Rated current I_n	A 0.2...63 A	
	Rated frequency f	Hz 50/60 Hz	
	Rated insulation voltage U_i acc. to IEC/EN 60664-1	V 250 V AC (phase to ground), 500 V AC (phase to phase)	
	Overvoltage category	III	
	Pollution degree	3	
Data acc. to IEC/EN 60898-1	Rated operational voltage U_n	V 1P: 230 V AC; 2P: 400 V AC 1P: 220 V DC; 2P: 400 V DC	
	Max. power frequency recovery voltage (U_{max})	V 1P: 253 V AC; 2...4P: 440 V AC 1P: 242 V DC; 2...4P: 484 V DC	
	Min. operating voltage	V 12 V AC - 12 V DC	
	Rated short-circuit capacity I_{cn}	kA $\leq 40A$: 6 kA; $>40A$: 4.5 kA	
	Energy limiting class (B, C up to 40 A)	3	
	Rated impulse withstand voltage U_{imp} (1.2/50 μ s)	kV 4 kV (test voltage 6.2 kV at sea level; 5 kV at 2,000 m)	
	Dielectric test voltage	kV 2 kV (50/60 Hz, 1 min)	
	Reference temperature for tripping characteristics	$^{\circ}C$ B: 30 $^{\circ}C$; K, Z: 20 $^{\circ}C$	
	Electrical endurance	ops.	10,000 ops (AC), 1,000 ops (DC)
			1 cycle (2s - ON, 13s - OFF, $I_n \leq 32A$), 1 cycle (2s - ON, 28s - OFF, $I_n \geq 32A$)
Data acc. to IEC/EN 60947-2	Rated operational voltage U_e	V 1P: 220 V DC; 2...4P: 440 V DC	
	Max. power frequency recovery voltage (U_{max})	V 1P: 253 V AC; 2...4P: 440 V AC 1P: 242 V DC; 2...4P: 484 V DC	
	Min. operating voltage	V 12 V AC	
	Rated ultimate short-circuit breaking capacity I_{cu}	kA $\leq 40A$: 6 kA; $>40A$: 4.5 kA	
	Rated service short-circuit breaking capacity I_{cs}	kA $\leq 40A$: 6 kA; $>40A$: 4.5 kA	
	Rated impulse withstand voltage U_{imp} (1.2/50 μ s)	kV 4 kV (test voltage 6.2 kV at sea level; 5 kV at 2,000 m)	
	Dielectric test voltage	kV 2 kV (50/60 Hz, 1 min)	
	Reference temperature for tripping characteristics	$^{\circ}C$ B: 55 $^{\circ}C$; K, Z: 20 $^{\circ}C$	
Electrical endurance	ops.	10,000 ops (AC), 1,000 ops (DC)	
		1 cycle (2s - ON, 13s - OFF, $I_n \leq 32A$), 1 cycle (2s - ON, 28s - OFF, $I_n \geq 32A$)	

		S 280 UC	
Mechanical data	Housing		Insulation group I, RAL 7035
	Toggle		Insulation group II, black, sealable
	Contact position indicator		Marking on toggle (I ON / 0 OFF), Real CPI (red ON / green OFF)
	Protection degree acc. to EN 60529		IP20 (also fulfilling the req. acc. to the protection degree IPXXB); IP40 in enclosure with cover
	Mechanical endurance	ops.	20.000
	Shock resistance acc. to IEC/EN 60068-2-27		30g - 3 shocks - 11ms
	Vibration resistance acc. to IEC/EN 60068-2-6		5g - 20 cycles at 5...150...5 Hz with load 0.8I _n
	Environmental conditions (damp heat) acc. to IEC/EN 60068-2-30	°C/RH	28 cycles with 55°C/90-96% and 25°C/95-100%
	Ambient temperature (with daily average ≤ +35 °C)	°C	-25 ... +55°C
	Storage temperature	°C	-40 ... +70°C
Installation	Terminal type		cage (shock protected)
	Cross-section of conductors (top/bottom)	mm ²	25 mm ² /25 mm ²
		mm ²	16 mm ² /16 mm ²
		AWG	18 - 4 AWG
	Cross-section of busbars	mm ²	16 mm ² /16 mm ²
		AWG	–
	Tightening torque	Nm	2,5 Nm
		in-lbs.	17.5 in-lbs.
	Screwdriver		No. 2 Pozidriv
	Mounting		On DIN-Rail 35mm acc. to EN 60715 by fast clip
Mounting position		any	
Supply		Please note polarity of device	
Dimensions and weight	Mounting dimensions acc. to DIN 43880		Mounting dimension 1
	Pole dimensions (H x D x W)	mm	90 x 69 x 17,5 mm
	Pole weight	g	approx. 140 g
Combination with auxiliary elements	See table page 4/17		

MCBs

S 280 series UC, B characteristic

universal current range

2



2CSC400474FC001

S 281 UC



2CSC400475FC001

S 282 UC

S 280 series UC, B characteristic

Function: protection and control of the circuits against overloads and short-circuits; protection for people and large length of cables in TN and IT systems; version dedicated to application in direct current circuits for voltages up to 220 V DC 1 pole and 440 V DC 2, 3 and 4 poles.

Standards: IEC/EN 60898-2

Hazard level R26/HL3 according to EN 45545

Exigence 4 according to NF F 16-101/102 (I1-F1)

Category 1 - Class A/B (Body mounted) according to IEC 61373

I_{cn} = 6 kA

Number of poles	Rated current	Bbn 4016779	Order details		Price 1 piece	Weight 1 piece	Pack unit
	I_n A	EAN	Type code	Order code			
1	6	162302	S281-UC B 6	GHS2810164R0065		0.130	10/40
	10	162401	S281-UC B10	GHS2810164R0105		0.130	10/40
	16	162500	S281-UC B16	GHS2810164R0165		0.130	10/40
	20	162609	S281-UC B20	GHS2810164R0205		0.130	10/40
	25	162708	S281-UC B25	GHS2810164R0255		0.130	10/40

Number of poles	Rated current	Bbn 4016779	Order details		Price 1 piece	Weight 1 piece	Pack unit
	I_n A	EAN	Type code	Order code			
2	6	162807	S282-UC B 6	GHS2820164R0065		0.260	5/20
	10	162906	S282-UC B10	GHS2820164R0105		0.260	5/20
	16	163002	S282-UC B16	GHS2820164R0165		0.260	5/20
	20	163101	S282-UC B20	GHS2820164R0205		0.260	5/20
	25	163200	S282-UC B25	GHS2820164R0255		0.260	5/20

MCBs

S 280 series UC, K characteristic

universal current range



S 281 UC

S 280 series UC, K (power) characteristic

Function: protection and control of the circuits like motors and auxiliary circuits, against overloads and short-circuits; version dedicated to application in direct current circuits for voltages up to 220 V DC 1 pole and 440 V DC 2, 3 and 4 poles.

Advantages: no nuisance tripping in the case of functional peak currents up to $8I_n$, depending on the series; through its highly sensitive thermostatic bimetal trip, the K-type characteristic offers protection to damageable elements in the overcurrent range; it also provides the best protection to cables and lines.

Standards: IEC/EN 60947-2

Hazard level R26/HL3 according to EN 45545

Exigence 4 according to NF F 16-101/102 (I1-F1)

Category 1 - Class A/B (Body mounted) according to IEC 61373

$I_{cu}=6$ kA for $0,2$ A $\leq I_n \leq 40$ A

$I_{cu}=4,5$ kA for 50 A $\leq I_n \leq 63$ A

Number of poles	Rated current	Bbn 4012233	Order details		Price 1 piece	Weight 1 piece	Pack unit
	I_n A	EAN	Type code	Order code			
1	0.2	634200	S 281 UC-K 0.2	GHS2810164R0087		0.130	10/40
	0.3	634309	S 281 UC-K 0.3	GHS2810164R0117		0.130	10/40
	0.5	634408	S 281 UC-K 0.5	GHS2810164R0157		0.130	10/40
	0.75	635504	S 281 UC-K 0.75	GHS2810164R0187		0.130	10/40
	1	634606	S 281 UC-K 1	GHS2810164R0217		0.130	10/40
	1.6	634705	S 281 UC-K 1.6	GHS2810164R0257		0.130	10/40
	2	634804	S 281 UC-K 2	GHS2810164R0277		0.130	10/40
	3	634903	S 281 UC-K 3	GHS2810164R0317		0.130	10/40
	4	635009	S 281 UC-K 4	GHS2810164R0337		0.130	10/40
	6	635207	S 281 UC-K 6	GHS2810164R0377		0.130	10/40
	8	635108	S 281 UC-K 8	GHS2810164R0407		0.130	10/40
	10	635306	S 281 UC-K 10	GHS2810164R0427		0.130	10/40
	16	635405	S 281 UC-K 16	GHS2810164R0467		0.130	10/40
	20	635603	S 281 UC-K 20	GHS2810164R0487		0.130	10/40
	25	635702	S 281 UC-K 25	GHS2810164R0517		0.130	10/40
	32	635801	S 281 UC-K 32	GHS2810164R0537		0.130	10/40
40	635900	S 281 UC-K 40	GHS2810164R0557		0.130	10/40	
50	636006	S 281 UC-K 50	GHS2810164R0577		0.160	10/40	
63	636105	S 281 UC-K 63	GHS2810164R0607		0.160	10/40	

MCBs

S 280 series UC, K characteristic

universal current range

2



S 282 UC

2CSC400475R0201



S 283 UC

2CSC400478R0201

Number of poles	Rated current	Bbn 4012233	Order details		Price 1 piece	Weight 1 piece	Pack unit
	I _n A	EAN	Type code	Order code			
2	0.2	636204	S 282 UC-K 0.2	GHS2820164R0087		0.260	5/20
	0.3	636303	S 282 UC-K 0.3	GHS2820164R0117		0.260	5/20
	0.5	636402	S 282 UC-K 0.5	GHS2820164R0157		0.260	5/20
	0.75	636501	S 282 UC-K 0.75	GHS2820164R0187		0.260	5/20
	1	636600	S 282 UC-K 1	GHS2820164R0217		0.260	5/20
	1.6	636709	S 282 UC-K 1.6	GHS2820164R0257		0.260	5/20
	2	652808	S 282 UC-K 2	GHS2820164R0277		0.260	5/20
	3	636808	S 282 UC-K 3	GHS2820164R0317		0.260	5/20
	4	636907	S 282 UC-K 4	GHS2820164R0337		0.260	5/20
	6	637003	S 282 UC-K 6	GHS2820164R0377		0.260	5/20
	8	637102	S 282 UC-K 8	GHS2820164R0407		0.260	5/20
	10	637201	S 282 UC-K 10	GHS2820164R0427		0.260	5/20
	16	637300	S 282 UC-K 16	GHS2820164R0467		0.260	5/20
	20	637409	S 282 UC-K 20	GHS2820164R0487		0.260	5/20
	25	637508	S 282 UC-K 25	GHS2820164R0517		0.260	5/20
	32	637607	S 282 UC-K 32	GHS2820164R0537		0.260	5/20
	40	637706	S 282 UC-K 40	GHS2820164R0557		0.260	5/20
50	637904	S 282 UC-K 50	GHS2820164R0577		0.320	5/20	
63	638000	S 282 UC-K 63	GHS2820164R0607		0.320	5/20	

Number of poles	Rated current	Bbn 4012233	Order details		Price 1 piece	Weight 1 piece	Pack unit
	I _n A	EAN	Type code	Order code			
3	0.2	738106	S 283 UC-K 0.2	GHS2830164R0087		0.390	3/12
	0.3	738205	S 283 UC-K 0.3	GHS2830164R0117		0.390	3/12
	0.5	738304	S 283 UC-K 0.5	GHS2830164R0157		0.390	3/12
	0.75	738403	S 283 UC-K 0.75	GHS2830164R0187		0.390	3/12
	1	738502	S 283 UC-K 1	GHS2830164R0217		0.390	3/12
	1.6	738601	S 283 UC-K 1.6	GHS2830164R0257		0.390	3/12
	2	738700	S 283 UC-K 2	GHS2830164R0277		0.390	3/12
	3	738809	S 283 UC-K 3	GHS2830164R0317		0.390	3/12
	4	738908	S 283 UC-K 4	GHS2830164R0337		0.390	3/12
	6	739004	S 283 UC-K 6	GHS2830164R0377		0.390	3/12
	8	739103	S 283 UC-K 8	GHS2830164R0407		0.390	3/12
	10	739202	S 283 UC-K 10	GHS2830164R0427		0.390	3/12
	16	739301	S 283 UC-K 16	GHS2830164R0467		0.390	3/12
	20	739400	S 283 UC-K 20	GHS2830164R0487		0.390	3/12
	25	739509	S 283 UC-K 25	GHS2830164R0517		0.390	3/12
	32	739608	S 283 UC-K 32	GHS2830164R0537		0.390	3/12
	40	739707	S 283 UC-K 40	GHS2830164R0557		0.390	3/12
50	739806	S 283 UC-K 50	GHS2830164R0577		0.480	3/12	
63	739905	S 283 UC-K 63	GHS2830164R0607		0.480	3/12	



S 284 UC

2CDC00479F0201

Number of poles	Rated current	Bbn 4012233	Order details		Price 1 piece	Weight 1 piece kg	Pack unit pc.
	I _n A	EAN	Type code	Order code			
4	0.2	741601	S 284 UC-K 0.2	GHS2840164R0087		0.520	2
	0.3	741700	S 284 UC-K 0.3	GHS2840164R0117		0.520	2
	0.5	741809	S 284 UC-K 0.5	GHS2840164R0157		0.520	2
	0.75	741908	S 284 UC-K 0.75	GHS2840164R0187		0.520	2
	1	742004	S 284 UC-K 1	GHS2840164R0217		0.520	2
	1.6	742103	S 284 UC-K 1.6	GHS2840164R0257		0.520	2
	2	742202	S 284 UC-K 2	GHS2840164R0277		0.520	2
	3	742301	S 284 UC-K 3	GHS2840164R0317		0.520	2
	4	742400	S 284 UC-K 4	GHS2840164R0337		0.520	2
	6	742509	S 284 UC-K 6	GHS2840164R0377		0.520	2
	8	742608	S 284 UC-K 8	GHS2840164R0407		0.520	2
	10	742707	S 284 UC-K 10	GHS2840164R0427		0.520	2
	16	742806	S 284 UC-K 16	GHS2840164R0467		0.520	2
	20	743001	S 284 UC-K 20	GHS2840164R0487		0.520	2
	25	743100	S 284 UC-K 25	GHS2840164R0517		0.520	2
	32	743209	S 284 UC-K 32	GHS2840164R0537		0.520	2
	40	743308	S 284 UC-K 40	GHS2840164R0557		0.520	2
50	743407	S 284 UC-K 50	GHS2840164R0577		0.640	2	
63	743506	S 284 UC-K 63	GHS2840164R0607		0.640	2	

MCBs

S 280 series UC, Z characteristic

universal current range

2



S 281 UC



S 282 UC

S 280 series UC, Z characteristic

Function: protection and control of the electronic circuits against lower and long duration overloads and short-circuits; version dedicated to application in direct current circuits for voltages up to 220 V DC 1 pole and 440 V DC 2, 3 and 4 poles.

Standards: IEC/EN 60947-2

Hazard level R26/HL3 according to EN 45545

Exigence 4 according to NF F 16-101/102 (I1-F1)

Category 1 - Class A/B (Body mounted) according to IEC 61373

$I_{cu}=6 \text{ kA for } 0,2 \text{ A} \leq I_n \leq 40 \text{ A}$

$I_{cu}=4,5 \text{ kA for } 50 \text{ A} \leq I_n \leq 63 \text{ A}$

Number of poles	Rated current	Bbn 4012233	Order details		Price 1 piece	Weight 1 piece	Pack unit
	I_n A	EAN	Type code	Order code			
1	0.5	638604	S 281 UC-Z 0.5	GHS2810164R0158		0.130	10/40
	1	638703	S 281 UC-Z 1	GHS2810164R0218		0.130	10/40
	1.6	638802	S 281 UC-Z 1.6	GHS2810164R0258		0.130	10/40
	2	638901	S 281 UC-Z 2	GHS2810164R0278		0.130	10/40
	3	639007	S 281 UC-Z 3	GHS2810164R0318		0.130	10/40
	4	639106	S 281 UC-Z 4	GHS2810164R0338		0.130	10/40
	6	639205	S 281 UC-Z 6	GHS2810164R0378		0.130	10/40
	8	639403	S 281 UC-Z 8	GHS2810164R0408		0.130	10/40
	10	639502	S 281 UC-Z 10	GHS2810164R0428		0.130	10/40
	16	639601	S 281 UC-Z 16	GHS2810164R0468		0.130	10/40
	20	639700	S 281 UC-Z 20	GHS2810164R0488		0.130	10/40
	25	639809	S 281 UC-Z 25	GHS2810164R0518		0.130	10/40
	32	639908	S 281 UC-Z 32	GHS2810164R0538		0.130	10/40
	40	640003	S 281 UC-Z 40	GHS2810164R0558		0.130	10/40
	50	640102	S 281 UC-Z 50	GHS2810164R0578		0.160	10/40
63	640201	S 281 UC-Z 63	GHS2810164R0608		0.160	10/40	

Number of poles	Rated current	Bbn 4012233	Order details		Price 1 piece	Weight 1 piece	Pack unit
	I_n A	EAN	Type code	Order code			
2	0.5	640300	S 282 UC-Z 0.5	GHS2820164R0158		0.260	5/20
	1	640409	S 282 UC-Z 1	GHS2820164R0218		0.260	5/20
	1.6	642304	S 282 UC-Z 1.6	GHS2820164R0258		0.260	5/20
	2	641000	S 282 UC-Z 2	GHS2820164R0278		0.260	5/20
	3	641109	S 282 UC-Z 3	GHS2820164R0318		0.260	5/20
	4	641208	S 282 UC-Z 4	GHS2820164R0338		0.260	5/20
	6	641307	S 282 UC-Z 6	GHS2820164R0378		0.260	5/20
	8	641406	S 282 UC-Z 8	GHS2820164R0408		0.260	5/20
	10	641505	S 282 UC-Z 10	GHS2820164R0428		0.260	5/20
	16	641604	S 282 UC-Z 16	GHS2820164R0468		0.260	5/20
	20	641703	S 282 UC-Z 20	GHS2820164R0488		0.260	5/20
	25	641802	S 282 UC-Z 25	GHS2820164R0518		0.260	5/20
	32	641901	S 282 UC-Z 32	GHS2820164R0538		0.260	5/20
	40	642007	S 282 UC-Z 40	GHS2820164R0558		0.260	5/20
	50	642106	S 282 UC-Z 50	GHS2820164R0578		0.320	5/20
63	642205	S 282 UC-Z 63	GHS2820164R0608		0.320	5/20	



S 283 UC

2CSC400478F0201



S 284 UC

2CSC400478F0201

Number of poles	Rated current	Bbn 4012233	Order details		Price 1 piece	Weight 1 piece	Pack unit
	I_n A	EAN	Type code	Order code		kg	pc.
3	0.5	740000	S 283 UC-Z 0.5	GHS2830164R0158		0.390	3/12
	1	740109	S 283 UC-Z 1	GHS2830164R0218		0.390	3/12
	1.6	740208	S 283 UC-Z 1.6	GHS2830164R0258		0.390	3/12
	2	740307	S 283 UC-Z 2	GHS2830164R0278		0.390	3/12
	3	740406	S 283 UC-Z 3	GHS2830164R0318		0.390	3/12
	4	740505	S 283 UC-Z 4	GHS2830164R0338		0.390	3/12
	6	740604	S 283 UC-Z 6	GHS2830164R0378		0.390	3/12
	8	740703	S 283 UC-Z 8	GHS2830164R0408		0.390	3/12
	10	740802	S 283 UC-Z 10	GHS2830164R0428		0.390	3/12
	16	740901	S 283 UC-Z 16	GHS2830164R0468		0.390	3/12
	20	741007	S 283 UC-Z 20	GHS2830164R0488		0.390	3/12
	25	741106	S 283 UC-Z 25	GHS2830164R0518		0.390	3/12
	32	741205	S 283 UC-Z 32	GHS2830164R0538		0.390	3/12
	40	741304	S 283 UC-Z 40	GHS2830164R0558		0.390	3/12
50	741403	S 283 UC-Z 50	GHS2830164R0578		0.480	3/12	
63	741502	S 283 UC-Z 63	GHS2830164R0608		0.480	3/12	

Number of poles	Rated current	Bbn 4012233	Order details		Price 1 piece	Weight 1 piece	Pack unit
	I_n A	EAN	Type code	Order code		kg	pc.
4	0.5	743605	S 284 UC-Z 0.5	GHS2840164R0158		0.520	2
	1	743704	S 284 UC-Z 1	GHS2840164R0218		0.520	2
	1.6	743803	S 284 UC-Z 1.6	GHS2840164R0258		0.520	2
	2	743902	S 284 UC-Z 2	GHS2840164R0278		0.520	2
	3	744008	S 284 UC-Z 3	GHS2840164R0318		0.520	2
	4	744107	S 284 UC-Z 4	GHS2840164R0338		0.520	2
	6	744206	S 284 UC-Z 6	GHS2840164R0378		0.520	2
	8	744305	S 284 UC-Z 8	GHS2840164R0408		0.520	2
	10	744404	S 284 UC-Z 10	GHS2840164R0428		0.520	2
	16	744503	S 284 UC-Z 16	GHS2840164R0468		0.520	2
	20	744602	S 284 UC-Z 20	GHS2840164R0488		0.520	2
	25	744701	S 284 UC-Z 25	GHS2840164R0518		0.520	2
	32	744800	S 284 UC-Z 32	GHS2840164R0538		0.520	2
	40	744909	S 284 UC-Z 40	GHS2840164R0558		0.520	2
50	745005	S 284 UC-Z 50	GHS2840164R0578		0.640	2	
63	745104	S 284 UC-Z 63	GHS2840164R0608		0.640	2	

High Performance MCB S800S


Incomparable performances to meet the demand in rolling stock equipment

2

Interchangeable terminal, failsafe cage or ring lug terminal

Quick identification of technical characteristics thanks to laser-printing of all data


Easy product name, easy identification, easy life.



Wide range of accessories to enlarge product functionality

Clear identification of the moving contact position thanks to toggle identification ONOFF and TRIP position

Clear identification of the reason of cut-off thanks to TRIP position of the toggle



Housing materials


In the S800 range of MCBs for traction, specific materials are used that are classified with an hazard level R26/HL3 according to EN 45545-2. Plastic materials are also classified I2-F3 according the NF F 16-101/102 ("Railway Rolling Stock Fire Behavior- Choice of Materials,, and "Railway Rolling Stock Fire Behavior- Choice of Materials, Application to Electrical Equipment,,) thus responding to exigency 3.

Shock and vibration resistance

Additionally to the high quality standards and the flammability requirements, rail applications have specific demands that have to be fulfilled like resistance to shocks and vibrations. The resistance to vibrations and shocks of S800 has been positively tested according to: IEC 61373 – 2010 – 05 Edition 2.0 Rolling stock equipment – Shock and vibration tests considering Category 1, Class A and Class B.

Play it safe: display the operational state

The mechanical drive of the S800 high performance MCB is equipped with a trip-free release. The trip position display thereby always reliably displays the exact position of the moving contact. The trip position provides additional trip detection allowing to easily identify the reason for the cut-off. The switch lever moves to the middle position in case of thermal or magnetic tripping.



Cage and ring terminals

The S800 standard equipment with interchangeable terminal adapter for wires, cables and rigid conductors guarantees a high level of flexibility and comfort. Fast and safe connection of the conductors is ensured by the "onboard terminal shutter" integrated into the body of the terminal, thereby preventing incorrect underclamping of the connections.

Reliable: the disconnecter properties

In OFF position (0 position), the S800 high performance MCB guarantees safe electrical isolation of the circuit compliant to IEC 60947-2.

Wide range of accessories

S800 MCB range is completed with a wide range of accessories that enlarge the functions of the MCB not only as a protection devices, but even for control and monitor remotely the installation. The range of accessories include auxiliary contacts, aux/signal contacts, remote switching unit, short circuit limiter, shunt operation releases, undervoltage releases and busbars.

MCBs

S800S series technical features

2



S800

2CDC015001FC002

		S800S
Standards	Product Standard	IEC/EN 60898-1, IEC/EN 60947-2
	Hazard level acc. to EN 45545-2	R26/HL3
	Classification according to NF F 16-101/102	I3 / F2 (Exigence 2)
	Resistance to shocks and vibrations acc. to IEC 61373	Category 1 - Class B - Body mounted
	GOST 9219-88 approval	Yes
General data	Poles	1P, 2P, 3P, 4P
	Tripping characteristics	B, C, K
	Rated current I_n	A 6...125 A
	Rated frequency f	Hz 50/60 Hz
	Rated insulation voltage U_i acc. to IEC/EN 60664-1	V 690 V AC
	Rated impulse withstand voltage U_{imp} (1.2/50 μ s)	kV 8 kV
	Overtoltage category	IV
	Pollution degree	3
	Suitability for isolation	yes
Data acc. to IEC/EN 60898-1	Rated operational voltage U_n	V 230/400 V AC
	Max. power frequency recovery voltage (U_{max})	V -
	Min. operating voltage	V 12 V AC
	Rated short-circuit capacity I_{cn}	kA 25 kA (10...80 A)
	Energy limiting class (B, C up to 40 A)	-
	Dielectric test voltage	kV -
	Reference temperature for tripping characteristics	$^{\circ}$ C B, C: 30 $^{\circ}$ C
	Electrical and mechanical endurance	ops. 10...32 A: 10,000 electrical / mechanical; 40...100 A: 6,000 electrical / 4,000 mechanical; 125 A: 4,000 electrical / 6,000 mechanical
	Service short-circuit capacity I_{cs}	kA 12.5 (10...80 A)
	Data acc. to IEC/EN 60947-2	Rated operational voltage U_e
Max. power frequency recovery voltage (U_{max})		V -
Min. operating voltage		V 12 V AC
Rated ultimate short-circuit breaking capacity I_{cu}		kA AC: 240/415 V = 50 kA; 254/440 V = 30 kA; 400/690 V (up to 80 A) = 6 kA; 400/690 V (100...125 A) = 4.5 kA DC: 125 V (1P) = 30 kA; 250 V (2P) = 30 kA; 375 V (3P) = 30 kA; 500 V (4P) = 30 kA
Rated service short-circuit breaking capacity I_{cs}		kA AC: 240/415 V = 40 kA; 254/440 V (up to 80 A) = 22.5 kA; 254/440 V (100...125 A) = 15 kA; 400/690 V (up to 80 A) = 4kA; 400/690 V (100...125 A) = 3 kA DC: 125 V (1P) = 30 kA; 250 V (2P) = 30 kA; 375 V (3P) = 30 kA; 500 V (4P) = 30 kA
Rated impulse withstand voltage U_{imp} (1.2/50 μ s)		kV 8 kV
Dielectric test voltage		kV acc. to standard
Reference temperature for tripping characteristics		$^{\circ}$ C B, C: 30 $^{\circ}$ C; K: 40 $^{\circ}$ C
Electrical and mechanical endurance		ops. 6...32 A: 10,000 electrical / mechanical; 40...100 A: 6,000 electrical / 4,000 mechanical; 125 A: 4,000 electrical / 6,000 mechanical

		S800S		
Mechanical data	Housing	Material group I, RAL 7035		
	Toggle	black, lockable		
	Contact position indicator	-		
	Protection degree acc. to EN 60529	IP20; IP40 (actuating end only)		
	Mechanical endurance	cycles	10000 ops.	
	Shock resistance acc. to IEC/EN 60068-2-27	5 g / 30ms acc. to IEC 60068-27 Test Ea		
	Vibration resistance acc. to IEC/EN 60068-2-6	IEC 60068-2-6 Test Fc; 2 - 13.2 Hz / 1 mm 13.2 - 100 Hz / 0.7 g with load 100% x I _e		
	Environmental conditions (damp heat) acc. to IEC/EN 60068-2-30	°C/RH	12 + 12 cycle with 55°C / 90-96% and 25% / 95-100%	
	Environmental conditions (dry heat) acc. to IEC/EN 60068-2-2 Test B	°C/RH	16 hours 55°C / 2 hours 70°C with damp heat 55%	
	Ambient temperature (with daily average ≤ +35 °C)	°C	-25... +60	
	Storage temperature	°C	-40 ... +70	
Installation	Terminal type	Failsafe cage or ring terminal connection		
	Cross-section of conductors (top/bottom)	stranded	mm ²	1...50 mm ²
		flexible	mm ²	1...70 mm ²
	Tightening torque	Nm		3.5 Nm
		in-lbs.		31 in-lbs.
	Screwdriver			POZI 2
	Mounting			EN 60715
Mounting position			any	
Supply			any	
Dimensions and weight	Mounting dimensions acc. to DIN 43880			
	Pole dimensions (H x D x W)	mm	82.5 x 95 x 26.5 mm	
	Pole weight	g	approx. 240 g	
Combination with auxiliary elements	See table page 4/22			

High performance MCBs

S800 S series 50000 with cage terminal, B characteristic

2



S801S

S800S, B characteristic

Function: protection and control of the circuits against overloads and short-circuits when a high breaking capacity is required; protection for people and big length cables in TN and IT systems; very useful when selectivity is needed vs an MCCB or back-up vs other MCBs wired downstream.

Standards: IEC/EN 60898-1, IEC/EN 60947-2

Hazard level R26/HL3 according to EN 45545

Exigence 2 according to NF F 16-101/102 (I3-F2)

Category 1 - Class B (Body mounted) according to IEC 61373

I_{cn} = 25 kA (10...80A)

I_{cu} = 50 kA



S802S

Number of poles	Rated current	Bbn 7612271	Order details		Price 1 piece	Weight 1 piece	Pack unit
	I_n A	EAN	Type code	Order code		kg	pc.
1	6	408107	S801S-B6	2CCS861001R0065		0.245	1
	8	411329	S801S-B8	2CCS861001R0085		0.245	1
	10	200008	S801S-B10	2CCS861001R0105		0.245	1
	13	200015	S801S-B13	2CCS861001R0135		0.245	1
	16	200022	S801S-B16	2CCS861001R0165		0.245	1
	20	200039	S801S-B20	2CCS861001R0205		0.245	1
	25	200046	S801S-B25	2CCS861001R0255		0.245	1
	32	200053	S801S-B32	2CCS861001R0325		0.245	1
	40	200060	S801S-B40	2CCS861001R0405		0.245	1
	50	200077	S801S-B50	2CCS861001R0505		0.245	1
	63	200084	S801S-B63	2CCS861001R0635		0.245	1
	80	200091	S801S-B80	2CCS861001R0805		0.245	1
	100	200107	S801S-B100	2CCS861001R0825		0.245	1
	125	200114	S801S-B125	2CCS861001R0845		0.245	1

Number of poles	Rated current	Bbn 7612271	Order details		Price 1 piece	Weight 1 piece	Pack unit
	I_n A	EAN	Type code	Order code		kg	pc.
2	6	408114	S802S-B6	2CCS862001R0065		0.49	1
	8	411336	S802S-B8	2CCS862001R0085		0.49	1
	10	200121	S802S-B10	2CCS862001R0105		0.49	1
	13	200138	S802S-B13	2CCS862001R0135		0.49	1
	16	200145	S802S-B16	2CCS862001R0165		0.49	1
	20	200152	S802S-B20	2CCS862001R0205		0.49	1
	25	200169	S802S-B25	2CCS862001R0255		0.49	1
	32	200176	S802S-B32	2CCS862001R0325		0.49	1
	40	200183	S802S-B40	2CCS862001R0405		0.49	1
	50	200190	S802S-B50	2CCS862001R0505		0.49	1
	63	200206	S802S-B63	2CCS862001R0635		0.49	1
	80	200213	S802S-B80	2CCS862001R0805		0.49	1
	100	200220	S802S-B100	2CCS862001R0825		0.49	1
	125	200237	S802S-B125	2CCS862001R0845		0.49	1



S803S

2CC0413001F0002



S804S

2CC0413001F0002

Number of poles	Rated current	Bbn 7612271	Order details		Price 1 piece	Weight 1 piece	Pack unit
	I _n A	EAN	Type code	Order code			
3	6	408121	S803S-B6	2CCS863001R0065		0.735	1
	8	411343	S803S-B8	2CCS863001R0085		0.735	1
	10	200244	S803S-B10	2CCS863001R0105		0.735	1
	13	200251	S803S-B13	2CCS863001R0135		0.735	1
	16	200268	S803S-B16	2CCS863001R0165		0.735	1
	20	200275	S803S-B20	2CCS863001R0205		0.735	1
	25	200282	S803S-B25	2CCS863001R0255		0.735	1
	32	200299	S803S-B32	2CCS863001R0325		0.735	1
	40	200305	S803S-B40	2CCS863001R0405		0.735	1
	50	200312	S803S-B50	2CCS863001R0505		0.735	1
	63	200329	S803S-B63	2CCS863001R0635		0.735	1
	80	200336	S803S-B80	2CCS863001R0805		0.735	1
	100	200343	S803S-B100	2CCS863001R0825		0.735	1
	125	200350	S803S-B125	2CCS863001R0845		0.735	1

Number of poles	Rated current	Bbn 7612271	Order details		Price 1 piece	Weight 1 piece	Pack unit
	I _n A	EAN	Type code	Order code			
4	6	408138	S804S-B6	2CCS864001R0065		0.98	1
	8	411350	S804S-B8	2CCS864001R0085		0.98	1
	10	200367	S804S-B10	2CCS864001R0105		0.98	1
	13	200374	S804S-B13	2CCS864001R0135		0.98	1
	16	200381	S804S-B16	2CCS864001R0165		0.98	1
	20	200398	S804S-B20	2CCS864001R0205		0.98	1
	25	200404	S804S-B25	2CCS864001R0255		0.98	1
	32	200411	S804S-B32	2CCS864001R0325		0.98	1
	40	200428	S804S-B40	2CCS864001R0405		0.98	1
	50	200435	S804S-B50	2CCS864001R0505		0.98	1
	63	200442	S804S-B63	2CCS864001R0635		0.98	1
	80	200459	S804S-B80	2CCS864001R0805		0.98	1
	100	200466	S804S-B100	2CCS864001R0825		0.98	1
	125	200473	S804S-B125	2CCS864001R0845		0.98	1

High performance MCBs

S800S series 50000 with ring terminal connection, B characteristic

2



S801S

2CCS413001F0002



S802S

2CCS413001F0002

S800S, B characteristic

Function: protection and control of the circuits against overloads and short-circuits when a high breaking capacity is required; protection for people and big length cables in TN and IT systems; very useful when selectivity is needed vs an MCCB or back-up vs other MCBs wired downstream.

Standards: IEC/EN 60898-1, IEC/EN 60947-2

Hazard level R26/HL3 according to EN 45545

Exigence 2 according to NF F 16-101/102 (I3-F2)

Category 1 - Class B (Body mounted) according to IEC 61373

I_{cn} = 25 kA (10...80A)

I_{cu} = 50 kA

Number of poles	Rated current	Bbn 7612271	Order details		Price 1 piece	Weight 1 piece	Pack unit
	I_n A	EAN	Type code	Order code			
1	6	408268	S801S-B6-R	2CCS861002R0065		0.245	1
	8	411480	S801S-B8-R	2CCS861002R0085		0.245	1
	10	209636	S801S-B10-R	2CCS861002R0105		0.245	1
	13	209643	S801S-B13-R	2CCS861002R0135		0.245	1
	16	209650	S801S-B16-R	2CCS861002R0165		0.245	1
	20	209667	S801S-B20-R	2CCS861002R0205		0.245	1
	25	209674	S801S-B25-R	2CCS861002R0255		0.245	1
	32	209681	S801S-B32-R	2CCS861002R0325		0.245	1
	40	206826	S801S-B40-R	2CCS861002R0405		0.245	1
	50	206833	S801S-B50-R	2CCS861002R0505		0.245	1
	63	206840	S801S-B63-R	2CCS861002R0635		0.245	1
	80	206857	S801S-B80-R	2CCS861002R0805		0.245	1
	100	206864	S801S-B100-R	2CCS861002R0825		0.245	1
	125	206871	S801S-B125-R	2CCS861002R0845		0.245	1

Number of poles	Rated current	Bbn 7612271	Order details		Price 1 piece	Weight 1 piece	Pack unit
	I_n A	EAN	Type code	Order code			
2	6	408275	S802S-B6-R	2CCS862002R0065		0.49	1
	8	411497	S802S-B8-R	2CCS862002R0085		0.49	1
	10	209698	S802S-B10-R	2CCS862002R0105		0.49	1
	13	209704	S802S-B13-R	2CCS862002R0135		0.49	1
	16	209711	S802S-B16-R	2CCS862002R0165		0.49	1
	20	209728	S802S-B20-R	2CCS862002R0205		0.49	1
	25	209735	S802S-B25-R	2CCS862002R0255		0.49	1
	32	209742	S802S-B32-R	2CCS862002R0325		0.49	1
	40	206888	S802S-B40-R	2CCS862002R0405		0.49	1
	50	206895	S802S-B50-R	2CCS862002R0505		0.49	1
	63	206901	S802S-B63-R	2CCS862002R0635		0.49	1
	80	206918	S802S-B80-R	2CCS862002R0805		0.49	1
	100	206925	S802S-B100-R	2CCS862002R0825		0.49	1
	125	206932	S802S-B125-R	2CCS862002R0845		0.49	1



S803S

2CCCH13001F0002



S804S

2CCCH13001F0002

Number of poles	Rated current	Bbn 7612271	Order details		Price 1 piece	Weight 1 piece kg	Pack unit pc.
	I _n A	EAN	Type code	Order code			
3	6	408282	S803S-B6-R	2CCS863002R0065		0.735	1
	8	411503	S803S-B8-R	2CCS863002R0085		0.735	1
	10	209759	S803S-B10-R	2CCS863002R0105		0.735	1
	13	209766	S803S-B13-R	2CCS863002R0135		0.735	1
	16	209773	S803S-B16-R	2CCS863002R0165		0.735	1
	20	209780	S803S-B20-R	2CCS863002R0205		0.735	1
	25	209797	S803S-B25-R	2CCS863002R0255		0.735	1
	32	209803	S803S-B32-R	2CCS863002R0325		0.735	1
	40	206949	S803S-B40-R	2CCS863002R0405		0.735	1
	50	206956	S803S-B50-R	2CCS863002R0505		0.735	1
	63	206963	S803S-B63-R	2CCS863002R0635		0.735	1
	80	206970	S803S-B80-R	2CCS863002R0805		0.735	1
	100	206987	S803S-B100-R	2CCS863002R0825		0.735	1
	125	206994	S803S-B125-R	2CCS863002R0845		0.735	1

Number of poles	Rated current	Bbn 7612271	Order details		Price 1 piece	Weight 1 piece kg	Pack unit pc.
	I _n A	EAN	Type code	Order code			
4	6	408299	S804S-B6-R	2CCS864002R0065		0.98	1
	8	411510	S804S-B8-R	2CCS864002R0085		0.98	1
	10	209810	S804S-B10-R	2CCS864002R0105		0.98	1
	13	209827	S804S-B13-R	2CCS864002R0135		0.98	1
	16	209834	S804S-B16-R	2CCS864002R0165		0.98	1
	20	209841	S804S-B20-R	2CCS864002R0205		0.98	1
	25	209858	S804S-B25-R	2CCS864002R0255		0.98	1
	32	209865	S804S-B32-R	2CCS864002R0325		0.98	1
	40	207007	S804S-B40-R	2CCS864002R0405		0.98	1
	50	207014	S804S-B50-R	2CCS864002R0505		0.98	1
	63	207021	S804S-B63-R	2CCS864002R0635		0.98	1
	80	207038	S804S-B80-R	2CCS864002R0805		0.98	1
	100	207045	S804S-B100-R	2CCS864002R0825		0.98	1
	125	207052	S804S-B125-R	2CCS864002R0845		0.98	1

High performance MCBs

S800S series 50000 with cage terminal, C characteristic

2



S801S

2CCS413001F0002

S800S, C characteristic

Function: protection and control of the circuits against overloads and short-circuits when a high breaking capacity is required; protection for resistive and inductive loads with low inrush current; very useful when selectivity is needed vs an MCCB or back-up vs other MCBs wired downstream.

Standards: IEC/EN 60898-1, IEC/EN 60947-2

Hazard level R26/HL3 according to EN 45545

Exigence 2 according to NF F 16-101/102 (I3-F2)

Category 1 - Class B (Body mounted) according to IEC 61373

I_{cn} = 25 kA (10...80A)

I_{cu} = 50 kA




S802S

2CCS413001F0002

Number of poles	Rated current	Bbn 7612271	Order details		Price 1 piece	Weight 1 piece	Pack unit
	I_n A	EAN	Type code	Order code			
1	6	408145	S801S-C6	2CCS861001R0064		0.245	1
	8	411367	S801S-C8	2CCS861001R0084		0.245	1
	10	200480	S801S-C10	2CCS861001R0104		0.245	1
	13	200497	S801S-C13	2CCS861001R0134		0.245	1
	16	200503	S801S-C16	2CCS861001R0164		0.245	1
	20	200510	S801S-C20	2CCS861001R0204		0.245	1
	25	200527	S801S-C25	2CCS861001R0254		0.245	1
	32	200534	S801S-C32	2CCS861001R0324		0.245	1
	40	200541	S801S-C40	2CCS861001R0404		0.245	1
	50	200558	S801S-C50	2CCS861001R0504		0.245	1
	63	200565	S801S-C63	2CCS861001R0634		0.245	1
	80	200572	S801S-C80	2CCS861001R0804		0.245	1
	100	200589	S801S-C100	2CCS861001R0824		0.245	1
	125	200596	S801S-C125	2CCS861001R0844		0.245	1

Number of poles	Rated current	Bbn 7612271	Order details		Price 1 piece	Weight 1 piece	Pack unit
	I_n A	EAN	Type code	Order code			
2	6	408152	S802S-C6	2CCS862001R0064		0.49	1
	8	411374	S802S-C8	2CCS862001R0084		0.49	1
	10	200602	S802S-C10	2CCS862001R0104		0.49	1
	13	200619	S802S-C13	2CCS862001R0134		0.49	1
	16	200626	S802S-C16	2CCS862001R0164		0.49	1
	20	200633	S802S-C20	2CCS862001R0204		0.49	1
	25	200640	S802S-C25	2CCS862001R0254		0.49	1
	32	200657	S802S-C32	2CCS862001R0324		0.49	1
	40	200664	S802S-C40	2CCS862001R0404		0.49	1
	50	200671	S802S-C50	2CCS862001R0504		0.49	1
	63	200688	S802S-C63	2CCS862001R0634		0.49	1
	80	200695	S802S-C80	2CCS862001R0804		0.49	1
	100	200701	S802S-C100	2CCS862001R0824		0.49	1
	125	200718	S802S-C125	2CCS862001R0844		0.49	1



S803S

2CC0413001F0002



S804S

2CC0413001F0002

Number of poles	Rated current	Bbn 7612271	Order details		Price 1 piece	Weight 1 piece kg	Pack unit pc.
	I _n A	EAN	Type code	Order code			
3	6	408169	S803S-C6	2CCS863001R0064		0.735	1
	8	411381	S803S-C8	2CCS863001R0084		0.735	1
	10	200725	S803S-C10	2CCS863001R0104		0.735	1
	13	200732	S803S-C13	2CCS863001R0134		0.735	1
	16	200749	S803S-C16	2CCS863001R0164		0.735	1
	20	200756	S803S-C20	2CCS863001R0204		0.735	1
	25	200763	S803S-C25	2CCS863001R0254		0.735	1
	32	200770	S803S-C32	2CCS863001R0324		0.735	1
	40	200787	S803S-C40	2CCS863001R0404		0.735	1
	50	200794	S803S-C50	2CCS863001R0504		0.735	1
	63	200800	S803S-C63	2CCS863001R0634		0.735	1
	80	200817	S803S-C80	2CCS863001R0804		0.735	1
	100	200824	S803S-C100	2CCS863001R0824		0.735	1
	125	200831	S803S-C125	2CCS863001R0844		0.735	1

Number of poles	Rated current	Bbn 7612271	Order details		Price 1 piece	Weight 1 piece kg	Pack unit pc.
	I _n A	EAN	Type code	Order code			
4	6	408176	S804S-C6	2CCS864001R0064		0.98	1
	8	411398	S804S-C8	2CCS864001R0084		0.98	1
	10	200848	S804S-C10	2CCS864001R0104		0.98	1
	13	200855	S804S-C13	2CCS864001R0134		0.98	1
	16	200862	S804S-C16	2CCS864001R0164		0.98	1
	20	200879	S804S-C20	2CCS864001R0204		0.98	1
	25	200886	S804S-C25	2CCS864001R0254		0.98	1
	32	200893	S804S-C32	2CCS864001R0324		0.98	1
	40	200909	S804S-C40	2CCS864001R0404		0.98	1
	50	200916	S804S-C50	2CCS864001R0504		0.98	1
	63	200923	S804S-C63	2CCS864001R0634		0.98	1
	80	200930	S804S-C80	2CCS864001R0804		0.98	1
	100	200947	S804S-C100	2CCS864001R0824		0.98	1
	125	200954	S804S-C125	2CCS864001R0844		0.98	1

High performance MCBs

S800S series 50000 with ring terminal connection, C characteristic

2



S801S

S800S, C characteristic

Function: protection and control of the circuits against overloads and short-circuits when a high breaking capacity is required; protection for resistive and inductive loads with low inrush current; very useful when selectivity is needed vs an MCCB or back-up vs other MCBs wired downstream.

Standards: IEC/EN 60898-1, IEC/EN 60947-2

Hazard level R26/HL3 according to EN 45545

Exigence 2 according to NF F 16-101/102 (I3-F2)

Category 1 - Class B (Body mounted) according to IEC 61373

I_{cn} = 25 kA (10...80A)

I_{cu} = 50 kA



S802S


Number of poles	Rated current	Bbn 7612271	Order details		Price 1 piece	Weight 1 piece	Pack unit
	I_n A	EAN	Type code	Order code			
1	6	408305	S801S-C6-R	2CCS861002R0064		0.245	1
	8	411527	S801S-C8-R	2CCS861002R0084		0.245	1
	10	209872	S801S-C10-R	2CCS861002R0104		0.245	1
	13	209889	S801S-C13-R	2CCS861002R0134		0.245	1
	16	209896	S801S-C16-R	2CCS861002R0164		0.245	1
	20	209902	S801S-C20-R	2CCS861002R0204		0.245	1
	25	209919	S801S-C25-R	2CCS861002R0254		0.245	1
	32	209926	S801S-C32-R	2CCS861002R0324		0.245	1
	40	207069	S801S-C40-R	2CCS861002R0404		0.245	1
	50	207076	S801S-C50-R	2CCS861002R0504		0.245	1
	63	207083	S801S-C63-R	2CCS861002R0634		0.245	1
	80	207090	S801S-C80-R	2CCS861002R0804		0.245	1
	100	207106	S801S-C100-R	2CCS861002R0824		0.245	1
125	207113	S801S-C125-R	2CCS861002R0844		0.245	1	

Number of poles	Rated current	Bbn 7612271	Order details		Price 1 piece	Weight 1 piece	Pack unit
	I_n A	EAN	Type code	Order code			
2	6	408312	S802S-C6-R	2CCS862002R0064		0.49	1
	8	411534	S802S-C8-R	2CCS862001R0084		0.49	1
	10	209933	S802S-C10-R	2CCS862002R0104		0.49	1
	13	209940	S802S-C13-R	2CCS862002R0134		0.49	1
	16	209957	S802S-C16-R	2CCS862002R0164		0.49	1
	20	209964	S802S-C20-R	2CCS862002R0204		0.49	1
	25	209971	S802S-C25-R	2CCS862002R0254		0.49	1
	32	209988	S802S-C32-R	2CCS862002R0324		0.49	1
	40	207120	S802S-C40-R	2CCS862002R0404		0.49	1
	50	207137	S802S-C50-R	2CCS862002R0504		0.49	1
	63	207144	S802S-C63-R	2CCS862002R0634		0.49	1
	80	207151	S802S-C80-R	2CCS862002R0804		0.49	1
	100	207168	S802S-C100-R	2CCS862002R0824		0.49	1
125	207175	S802S-C125-R	2CCS862002R0844		0.49	1	



S803S

2CC0413001F0002



S804S

2CC0413001F0002

Number of poles	Rated current	Bbn 7612271	Order details		Price 1 piece	Weight 1 piece	Pack unit
	I _n A	EAN	Type code	Order code			
3	6	408329	S803S-C6-R	2CCS863002R0064		0.735	1
	8	411541	S803S-C8-R	2CCS863002R0084		0.735	1
	10	209995	S803S-C10-R	2CCS863002R0104		0.735	1
	13	210007	S803S-C13-R	2CCS863002R0134		0.735	1
	16	210014	S803S-C16-R	2CCS863002R0164		0.735	1
	20	210021	S803S-C20-R	2CCS863002R0204		0.735	1
	25	210038	S803S-C25-R	2CCS863002R0254		0.735	1
	32	210045	S803S-C32-R	2CCS863002R0324		0.735	1
	40	207182	S803S-C40-R	2CCS863002R0404		0.735	1
	50	207199	S803S-C50-R	2CCS863002R0504		0.735	1
	63	207205	S803S-C63-R	2CCS863002R0634		0.735	1
	80	207212	S803S-C80-R	2CCS863002R0804		0.735	1
	100	207229	S803S-C100-R	2CCS863002R0824		0.735	1
	125	207236	S803S-C125-R	2CCS863002R0844		0.735	1

Number of poles	Rated current	Bbn 7612271	Order details		Price 1 piece	Weight 1 piece	Pack unit
	I _n A	EAN	Type code	Order code			
4	6	408336	S804S-C6-R	2CCS864002R0064		0.98	1
	8	411558	S804S-C8-R	2CCS864002R0084		0.98	1
	10	210052	S804S-C10-R	2CCS864002R0104		0.98	1
	13	210069	S804S-C13-R	2CCS864002R0134		0.98	1
	16	210076	S804S-C16-R	2CCS864002R0164		0.98	1
	20	210083	S804S-C20-R	2CCS864002R0204		0.98	1
	25	210090	S804S-C25-R	2CCS864002R0254		0.98	1
	32	210106	S804S-C32-R	2CCS864002R0324		0.98	1
	40	207243	S804S-C40-R	2CCS864002R0404		0.98	1
	50	207250	S804S-C50-R	2CCS864002R0504		0.98	1
	63	207267	S804S-C63-R	2CCS864002R0634		0.98	1
	80	207274	S804S-C80-R	2CCS864002R0804		0.98	1
	100	207281	S804S-C100-R	2CCS864002R0824		0.98	1
	125	207298	S804S-C125-R	2CCS864002R0844		0.98	1

High performance MCBs

S800S series 50000 with cage terminal, K characteristic

2



S801S



S802S

S800S, K characteristic

Function: protection and control of the circuits like motors, transformer and auxiliary circuits, against overloads and short-circuits when a high breaking capacity is required; very useful when selectivity is needed vs an MCCB or back-up vs other MCBs wired downstream, Advantages: no nuisance tripping in the case of functional peak currents up to $10I_n$, depending on the series; through its highly sensitive thermostatic bimetal trip, the K-type characteristic offers protection to damageable elements in the overcurrent range; it also provides the best protection to cables and lines,

Standards: IEC/EN 60947-2

Hazard level R26/HL3 according to EN 45545

Exigence 2 according to NF F 16-101/102 (I3-F2)

Category 1 - Class B (Body mounted) according to IEC 61373

$I_{cu}=50$ kA

Number of poles	Rated current	Bbn 7612271	Order details		Price 1 piece	Weight 1 piece	Pack unit
	I_n A	EAN	Type code	Order code			
1	6	408220	S801S-K6	2CCS861001R0067	0.245	kg	1 pc.
	8	411442	S801S-K8	2CCS861001R0407			
	10	201449	S801S-K10	2CCS861001R0427			
	13	201456	S801S-K13	2CCS861001R0447			
	16	201463	S801S-K16	2CCS861001R0467			
	20	201470	S801S-K20	2CCS861001R0487			
	25	201487	S801S-K25	2CCS861001R0517			
	32	201494	S801S-K32	2CCS861001R0537			
	40	201500	S801S-K40	2CCS861001R0557			
	50	201517	S801S-K50	2CCS861001R0577			
	63	201524	S801S-K63	2CCS861001R0597			
	80	201531	S801S-K80	2CCS861001R0627			
	100	201548	S801S-K100	2CCS861001R0637			
	125	201555	S801S-K125	2CCS861001R0647			

Number of poles	Rated current	Bbn 7612271	Order details		Price 1 piece	Weight 1 piece	Pack unit
	I_n A	EAN	Type code	Order code			
2	6	408237	S802S-K6	2CCS862001R0067	0.49	kg	1 pc.
	8	411459	S802S-K8	2CCS862001R0407			
	10	201562	S802S-K10	2CCS862001R0427			
	13	201579	S802S-K13	2CCS862001R0447			
	16	201586	S802S-K16	2CCS862001R0467			
	20	201593	S802S-K20	2CCS862001R0487			
	25	201609	S802S-K25	2CCS862001R0517			
	32	201616	S802S-K32	2CCS862001R0537			
	40	201623	S802S-K40	2CCS862001R0557			
	50	201630	S802S-K50	2CCS862001R0577			
	63	201647	S802S-K63	2CCS862001R0597			
	80	201654	S802S-K80	2CCS862001R0627			
	100	201661	S802S-K100	2CCS862001R0637			
	125	201678	S802S-K125	2CCS862001R0647			



S803S

2CCD413001F0002



S804S

2CCD413001F0002

Number of poles	Rated current	Bbn 7612271	Order details		Price 1 piece	Weight 1 piece kg	Pack unit pc.
	I _n A	EAN	Type code	Order code			
3	6	408244	S803S-K6	2CCS863001R0067		0.735	1
	8	411466	S803S-K8	2CCS863001R0407		0.735	1
	10	201685	S803S-K10	2CCS863001R0427		0.735	1
	13	201692	S803S-K13	2CCS863001R0447		0.735	1
	16	201708	S803S-K16	2CCS863001R0467		0.735	1
	20	201715	S803S-K20	2CCS863001R0487		0.735	1
	25	201722	S803S-K25	2CCS863001R0517		0.735	1
	32	201739	S803S-K32	2CCS863001R0537		0.735	1
	40	201746	S803S-K40	2CCS863001R0557		0.735	1
	50	201753	S803S-K50	2CCS863001R0577		0.735	1
	63	201760	S803S-K63	2CCS863001R0597		0.735	1
	80	201777	S803S-K80	2CCS863001R0627		0.735	1
	100	201784	S803S-K100	2CCS863001R0637		0.735	1
	125	201791	S803S-K125	2CCS863001R0647		0.735	1

Number of poles	Rated current	Bbn 7612271	Order details		Price 1 piece	Weight 1 piece kg	Pack unit pc.
	I _n A	EAN	Type code	Order code			
4	6	408251	S804S-K6	2CCS864001R0067		0.98	1
	8	411473	S804S-K8	2CCS864001R0407		0.98	1
	10	201807	S804S-K10	2CCS864001R0427		0.98	1
	13	201814	S804S-K13	2CCS864001R0447		0.98	1
	16	201821	S804S-K16	2CCS864001R0467		0.98	1
	20	201838	S804S-K20	2CCS864001R0487		0.98	1
	25	201845	S804S-K25	2CCS864001R0517		0.98	1
	32	201852	S804S-K32	2CCS864001R0537		0.98	1
	40	201869	S804S-K40	2CCS864001R0557		0.98	1
	50	201876	S804S-K50	2CCS864001R0577		0.98	1
	63	201883	S804S-K63	2CCS864001R0597		0.98	1
	80	201890	S804S-K80	2CCS864001R0627		0.98	1
	100	201906	S804S-K100	2CCS864001R0637		0.98	1
	125	201913	S804S-K125	2CCS864001R0647		0.98	1

High performance MCBs

S800S series 50000 with ring terminal connection, K characteristic

2



2CCS413001F0002

S801S



2CCS413001F0002

S802S

S800S, K characteristic

Function: protection and control of the circuits like motors, transformer and auxiliary circuits, against overloads and short-circuits when a high breaking capacity is required; very useful when selectivity is needed vs an MCCB or back-up vs other MCBs wired downstream.
Advantages: no nuisance tripping in the case of functional peak currents up to 10xI_n, depending on the series; through its highly sensitive thermostatic bimetal trip, the K-type characteristic offers protection to damageable elements in the overcurrent range; it also provides the best protection to cables and lines.

Standards: IEC/EN 60947-2

Hazard level R26/HL3 according to EN 45545

Exigence 2 according to NF F 16-101/102 (I3-F2)

Category 1 - Class B (Body mounted) according to IEC 61373

I_{cu}=50 kA


Number of poles	Rated current	Bbn 7612271	Order details		Price 1 piece	Weight 1 piece	Pack unit
	I _n A	EAN	Type code	Order code			
1	6	408381	S801S-K6-R	2CCS861002R0067	0.245	kg	1 pc.
	8	411602	S801S-K8-R	2CCS861002R0407			
	10	209391	S801S-K10-R	2CCS861002R0427			
	13	209407	S801S-K13-R	2CCS861002R0447			
	16	209414	S801S-K16-R	2CCS861002R0467			
	20	209421	S801S-K20-R	2CCS861002R0487			
	25	209438	S801S-K25-R	2CCS861002R0517			
	32	209445	S801S-K32-R	2CCS861002R0537			
	40	207540	S801S-K40-R	2CCS861002R0557			
	50	207557	S801S-K50-R	2CCS861002R0577			
	63	207564	S801S-K63-R	2CCS861002R0597			
	80	207571	S801S-K80-R	2CCS861002R0627			
	100	207588	S801S-K100-R	2CCS861002R0637			
	125	207595	S801S-K125-R	2CCS861002R0647			

Number of poles	Rated current	Bbn 7612271	Order details		Price 1 piece	Weight 1 piece	Pack unit
	I _n A	EAN	Type code	Order code			
2	6	408398	S802S-K6-R	2CCS862002R0067	0.49	kg	1 pc.
	8	411619	S802S-K8-R	2CCS862002R0407			
	10	209452	S802S-K10-R	2CCS862002R0427			
	13	209469	S802S-K13-R	2CCS862002R0447			
	16	209476	S802S-K16-R	2CCS862002R0467			
	20	209483	S802S-K20-R	2CCS862002R0487			
	25	209490	S802S-K25-R	2CCS862002R0517			
	32	209506	S802S-K32-R	2CCS862002R0537			
	40	207601	S802S-K40-R	2CCS862002R0557			
	50	207618	S802S-K50-R	2CCS862002R0577			
	63	207625	S802S-K63-R	2CCS862002R0597			
	80	207632	S802S-K80-R	2CCS862002R0627			
	100	207649	S802S-K100-R	2CCS862002R0637			
	125	207656	S802S-K125-R	2CCS862002R0647			



S803S

2CDC0413001F0002



S804S

2CDC0413001F0002

Number of poles	Rated current	Bbn 7612271	Order details		Price 1 piece	Weight 1 piece	Pack unit
	I _n A	EAN	Type code	Order code			
3	6	408404	S803S-K6-R	2CCS863002R0067		0.735	1
	8	411626	S803S-K8-R	2CCS863002R0407		0.735	1
	10	209513	S803S-K10-R	2CCS863002R0427		0.735	1
	13	209520	S803S-K13-R	2CCS863002R0447		0.735	1
	16	209537	S803S-K16-R	2CCS863002R0467		0.735	1
	20	209544	S803S-K20-R	2CCS863002R0487		0.735	1
	25	209551	S803S-K25-R	2CCS863002R0517		0.735	1
	32	209568	S803S-K32-R	2CCS863002R0537		0.735	1
	40	207663	S803S-K40-R	2CCS863002R0557		0.735	1
	50	207670	S803S-K50-R	2CCS863002R0577		0.735	1
	63	207687	S803S-K63-R	2CCS863002R0597		0.735	1
	80	207694	S803S-K80-R	2CCS863002R0627		0.735	1
	100	207700	S803S-K100-R	2CCS863002R0637		0.735	1
	125	207717	S803S-K125-R	2CCS863002R0647		0.735	1

Number of poles	Rated current	Bbn 7612271	Order details		Price 1 piece	Weight 1 piece	Pack unit
	I _n A	EAN	Type code	Order code			
4	6	408411	S804S-K6-R	2CCS864002R0067		0.98	1
	8	411633	S804S-K8-R	2CCS864002R0407		0.98	1
	10	209575	S804S-K10-R	2CCS864002R0427		0.98	1
	13	209582	S804S-K13-R	2CCS864002R0447		0.98	1
	16	209599	S804S-K16-R	2CCS864002R0467		0.98	1
	20	209605	S804S-K20-R	2CCS864002R0487		0.98	1
	25	209612	S804S-K25-R	2CCS864002R0517		0.98	1
	32	209629	S804S-K32-R	2CCS864002R0537		0.98	1
	40	207724	S804S-K40-R	2CCS864002R0557		0.98	1
	50	207731	S804S-K50-R	2CCS864002R0577		0.98	1
	63	207748	S804S-K63-R	2CCS864002R0597		0.98	1
	80	207755	S804S-K80-R	2CCS864002R0627		0.98	1
	100	207762	S804S-K100-R	2CCS864002R0637		0.98	1
	125	207779	S804S-K125-R	2CCS864002R0647		0.98	1

MCBs

S800S UC series technical features

2



S801S

2CDC013001F0002

		S800S UC
Standards	Product Standard	IEC / EN 60947-2
	Hazard level acc. to EN 45545-2	R26/HL3
	Classification according to NF F 16-101/102	I3 / F2 (Exigence 2)
	Resistance to shocks and vibrations acc. to IEC 61373	Category 1 - Class B - Body mounted
	GOST 9219-88 approval	Yes
General data	Poles	1P, 2P, 3P, 4P
	Tripping characteristics	UCB, UCK
	Rated current I_n	A 10...125 A
	Rated frequency f	Hz DC
	Rated insulation voltage U_i acc. to IEC/EN 60664-1	V 750 V DC
	Rated impulse withstand voltage U_{imp} (1.2/50 μ s)	kV 8 kV
	Overvoltage category	IV
	Pollution degree	1P, 2P: 3; 3P, 4P: 2
	Suitability for isolation	yes
Data acc. to IEC/EN 60947-2	Rated operational voltage U_b	V 1P: 250 V DC; 2P: 500 V DC; 3P, 4P: 750 V DC
	Max. power frequency recovery voltage (U_{max})	V -
	Min. operating voltage	V -
	Rated ultimate short-circuit breaking capacity I_{cu}	kA DC: 250 V (1P) = 50 kA; 500 V (2P) = 50 kA; 750 V (3P, 4P) = 50 kA
	Rated service short-circuit breaking capacity I_{cs}	kA DC: 250 V (1P) = 50 kA; 500 V (2P) = 50 kA; 750 V (3P, 4P) = 50 kA
	Rated impulse withstand voltage U_{imp} (1.2/50 μ s)	kV 8 kV
	Dielectric test voltage	kV acc. to standard
	Reference temperature for tripping characteristics	$^{\circ}$ C UCB: 30 $^{\circ}$ C; UCK: 40 $^{\circ}$ C
Electrical and mechanical endurance	ops. 10...100 A: 1500 electric; 8500 mechanic; 125 A: 1000 electric, 7000 mechanic	



		S800S UC		
Mechanical data	Housing		Material group I, RAL 7035	
	Toggle		black, lockable	
	Contact position indicator		-	
	Protection degree acc. to EN 60529		IP20; IP40 (actuating end only)	
	Mechanical endurance	cycles	10000 ops.	
	Shock resistance acc. to IEC/EN 60068-2-27		5g / 30ms acc. to IEC 60068-27 Test Ea	
	Vibration resistance acc. to IEC/EN 60068-2-6		IEC 60068-2-6 Test Fc; 2 - 13.2 Hz / 1 mm 13.2 - 100 Hz / 0.7g with load 100% x I _g	
	Environmental conditions (damp heat) acc. to IEC/EN 60068-2-30	°C/RH	12 + 12 cycle with 55 °C / 90-96% and 25% / 95-100%	
	Environmental conditions (dry heat) acc. to IEC/EN 60068- 2-2 Test B	°C/RH	16 hours 55 °C / 2 hours 70 °C with damp heat 55%	
	Ambient temperature (with daily average ≤ +35 °C)	°C	-25...+ 60 °C	
	Storage temperature	°C	-40...+70 °C	
Installation	Terminal type		Failsafe cage or ring terminal connection	
	Cross-section of conductors (top/bottom)	stranded	mm ²	1...50 mm ²
		flexible	mm ²	1...70 mm ²
			AWG	-
	Cross-section of busbars		mm ²	-
			AWG	-
	Tightening torque		Nm	3.5 Nm
			in-lbs.	31 in-lbs.
	Screwdriver			POZI 2
	Mounting			EN 60715
Mounting position			any	
Supply			any	
Dimensions and weight	Mounting dimensions acc. to DIN 43880		-	
	Pole dimensions (H x D x W)	mm	82.5 x 95 x 26.5 mm	
	Pole weight	g	approx. 240 g	
Combination with auxiliary elements	See table page 4/16			

High performance MCBs

S800S series 50000 DC range with cage terminal, UC, B characteristic

2



S801S



S802S

S800S, UC, B characteristic

Function: protection and control of the circuits against overloads and short-circuits when a high breaking capacity is required; protection for people and big length cables in TN and IT systems; very useful when selectivity is needed vs an MCCB or back-up vs other MCBs wired downstream; version dedicated to application in direct current circuits.

Standards: IEC/EN 60947-2

Hazard level R26/HL3 according to EN 45545

Exigence 2 according to NF F 16-101/102 (I3-F2)

Category 1 - Class B (Body mounted) according to IEC 61373

I_{cu} =50 kA


Number of poles	Rated current	Bbn 7612271	Order details		Price 1 piece	Weight 1 piece	Pack unit
	I_n A	EAN	Type code	Order code			
1	10	202842	S801S-UCB10	2CCS861001R1105		0.245	1
	13	202859	S801S-UCB13	2CCS861001R1135		0.245	1
	16	202866	S801S-UCB16	2CCS861001R1165		0.245	1
	20	202873	S801S-UCB20	2CCS861001R1205		0.245	1
	25	202880	S801S-UCB25	2CCS861001R1255		0.245	1
	32	202897	S801S-UCB32	2CCS861001R1325		0.245	1
	40	202903	S801S-UCB40	2CCS861001R1405		0.245	1
	50	202910	S801S-UCB50	2CCS861001R1505		0.245	1
	63	202927	S801S-UCB63	2CCS861001R1635		0.245	1
	80	202934	S801S-UCB80	2CCS861001R1805		0.245	1
	100	202941	S801S-UCB100	2CCS861001R1825		0.245	1
	125	202958	S801S-UCB125	2CCS861001R1845		0.245	1

Number of poles	Rated current	Bbn 7612271	Order details		Price 1 piece	Weight 1 piece	Pack unit
	I_n A	EAN	Type code	Order code			
2	10	202965	S802S-UCB10	2CCS862001R1105		0.49	1
	13	202972	S802S-UCB13	2CCS862001R1135		0.49	1
	16	202989	S802S-UCB16	2CCS862001R1165		0.49	1
	20	202996	S802S-UCB20	2CCS862001R1205		0.49	1
	25	203009	S802S-UCB25	2CCS862001R1255		0.49	1
	32	203016	S802S-UCB32	2CCS862001R1325		0.49	1
	40	203023	S802S-UCB40	2CCS862001R1405		0.49	1
	50	203030	S802S-UCB50	2CCS862001R1505		0.49	1
	63	203047	S802S-UCB63	2CCS862001R1635		0.49	1
	80	203054	S802S-UCB80	2CCS862001R1805		0.49	1
	100	203061	S802S-UCB100	2CCS862001R1825		0.49	1
	125	203078	S802S-UCB125	2CCS862001R1845		0.49	1



S803S

2CC0013001F0002



S804S

2CC0013001F0002

Number of poles	Rated current	Bbn 7612271	Order details		Price 1 piece	Weight 1 piece	Pack unit
	I _n A	EAN	Type code	Order code			
3	10	203085	S803S-UCB10	2CCS863001R1105		0.735	1
	13	203092	S803S-UCB13	2CCS863001R1135		0.735	1
	16	203108	S803S-UCB16	2CCS863001R1165		0.735	1
	20	203115	S803S-UCB20	2CCS863001R1205		0.735	1
	25	203122	S803S-UCB25	2CCS863001R1255		0.735	1
	32	203139	S803S-UCB32	2CCS863001R1325		0.735	1
	40	203146	S803S-UCB40	2CCS863001R1405		0.735	1
	50	203153	S803S-UCB50	2CCS863001R1505		0.735	1
	63	203160	S803S-UCB63	2CCS863001R1635		0.735	1
	80	203177	S803S-UCB80	2CCS863001R1805		0.735	1
	100	203184	S803S-UCB100	2CCS863001R1825		0.735	1
	125	203191	S803S-UCB125	2CCS863001R1845		0.735	1

Number of poles	Rated current	Bbn 7612271	Order details		Price 1 piece	Weight 1 piece	Pack unit
	I _n A	EAN	Type code	Order code			
4	10	203207	S804S-UCB10	2CCS864001R1105		0.98	1
	13	203214	S804S-UCB13	2CCS864001R1135		0.98	1
	16	203221	S804S-UCB16	2CCS864001R1165		0.98	1
	20	203238	S804S-UCB20	2CCS864001R1205		0.98	1
	25	203245	S804S-UCB25	2CCS864001R1255		0.98	1
	32	203252	S804S-UCB32	2CCS864001R1325		0.98	1
	40	203269	S804S-UCB40	2CCS864001R1405		0.98	1
	50	203276	S804S-UCB50	2CCS864001R1505		0.98	1
	63	203283	S804S-UCB63	2CCS864001R1635		0.98	1
	80	203290	S804S-UCB80	2CCS864001R1805		0.98	1
	100	203306	S804S-UCB100	2CCS864001R1825		0.98	1
	125	203313	S804S-UCB125	2CCS864001R1845		0.98	1

High performance MCBs

S800S series 50000 DC range with ring terminal connection, UC, B characteristic

2



2CCS413001F0002

S801S



2CCS413001F0002

S802S

S800S, UC, B characteristic

Function: protection and control of the circuits against overloads and short-circuits when a high breaking capacity is required; protection for people and big length cables in TN and IT systems; very useful when selectivity is needed vs an MCCB or back-up vs other MCBs wired downstream; version dedicated to application in direct current circuits.

Standards: IEC/EN 60947-2

Hazard level R26/HL3 according to EN 45545

Exigence 2 according to NF F 16-101/102 (I3-F2)

Category 1 - Class B (Body mounted) according to IEC 61373

I_{cu} =50 kA


Number of poles	Rated current	Bbn 7612271	Order details		Price 1 piece	Weight 1 piece	Pack unit
	I_n A	EAN	Type code	Order code			
1	10	210359	S801S-UCB10-R	2CCS861002R1105		0.245	1
	13	210366	S801S-UCB13-R	2CCS861002R1135		0.245	1
	16	210373	S801S-UCB16-R	2CCS861002R1165		0.245	1
	20	210380	S801S-UCB20-R	2CCS861002R1205		0.245	1
	25	210397	S801S-UCB25-R	2CCS861002R1255		0.245	1
	32	210403	S801S-UCB32-R	2CCS861002R1325		0.245	1
	40	208424	S801S-UCB40-R	2CCS861002R1405		0.245	1
	50	208431	S801S-UCB50-R	2CCS861002R1505		0.245	1
	63	208448	S801S-UCB63-R	2CCS861002R1635		0.245	1
	80	208455	S801S-UCB80-R	2CCS861002R1805		0.245	1
	100	208462	S801S-UCB100-R	2CCS861002R1825		0.245	1
	125	208479	S801S-UCB125-R	2CCS861002R1845		0.245	1

Number of poles	Rated current	Bbn 7612271	Order details		Price 1 piece	Weight 1 piece	Pack unit
	I_n A	EAN	Type code	Order code			
2	10	210410	S802S-UCB10-R	2CCS862002R1105		0.49	1
	13	210427	S802S-UCB13-R	2CCS862002R1135		0.49	1
	16	210434	S802S-UCB16-R	2CCS862002R1165		0.49	1
	20	210441	S802S-UCB20-R	2CCS862002R1205		0.49	1
	25	210458	S802S-UCB25-R	2CCS862002R1255		0.49	1
	32	210465	S802S-UCB32-R	2CCS862002R1325		0.49	1
	40	208486	S802S-UCB40-R	2CCS862002R1405		0.49	1
	50	208493	S802S-UCB50-R	2CCS862002R1505		0.49	1
	63	208509	S802S-UCB63-R	2CCS862002R1635		0.49	1
	80	208516	S802S-UCB80-R	2CCS862002R1805		0.49	1
	100	208523	S802S-UCB100-R	2CCS862002R1825		0.49	1
	125	208530	S802S-UCB125-R	2CCS862002R1845		0.49	1



2CC0413001F0002

S803S



2CC0413001F0002

S804S

Number of poles	Rated current	Bbn 7612271	Order details		Price 1 piece	Weight 1 piece kg	Pack unit pc.
	I _n A	EAN	Type code	Order code			
3	10	210472	S803S-UCB10-R	2CCS863002R1105		0.735	1
	13	210489	S803S-UCB13-R	2CCS863002R1135		0.735	1
	16	210496	S803S-UCB16-R	2CCS863002R1165		0.735	1
	20	210502	S803S-UCB20-R	2CCS863002R1205		0.735	1
	25	210519	S803S-UCB25-R	2CCS863002R1255		0.735	1
	32	210526	S803S-UCB32-R	2CCS863002R1325		0.735	1
	40	208547	S803S-UCB40-R	2CCS863002R1405		0.735	1
	50	208554	S803S-UCB50-R	2CCS863002R1505		0.735	1
	63	208561	S803S-UCB63-R	2CCS863002R1635		0.735	1
	80	208578	S803S-UCB80-R	2CCS863002R1805		0.735	1
	100	208585	S803S-UCB100-R	2CCS863002R1825		0.735	1
	125	208592	S803S-UCB125-R	2CCS863002R1845		0.735	1

Number of poles	Rated current	Bbn 7612271	Order details		Price 1 piece	Weight 1 piece kg	Pack unit pc.
	I _n A	EAN	Type code	Order code			
4	10	210533	S804S-UCB10-R	2CCS864002R1105		0.98	1
	13	210540	S804S-UCB13-R	2CCS864002R1135		0.98	1
	16	210557	S804S-UCB16-R	2CCS864002R1165		0.98	1
	20	210564	S804S-UCB20-R	2CCS864002R1205		0.98	1
	25	210571	S804S-UCB25-R	2CCS864002R1255		0.98	1
	32	210588	S804S-UCB32-R	2CCS864002R1325		0.98	1
	40	208608	S804S-UCB40-R	2CCS864002R1405		0.98	1
	50	208615	S804S-UCB50-R	2CCS864002R1505		0.98	1
	63	208622	S804S-UCB63-R	2CCS864002R1635		0.98	1
	80	208639	S804S-UCB80-R	2CCS864002R1805		0.98	1
	100	208646	S804S-UCB100-R	2CCS864002R1825		0.98	1
	125	208653	S804S-UCB125-R	2CCS864002R1845		0.98	1

High performance MCBs

S800S series 50000 DC range with cage terminal, UC, K characteristic

2



S801S

20CC0413001F0002



S802S

20CC0413001F0002

S800, UC, K characteristic

Function: protection and control of the circuits like motors, transformer and auxiliary circuits, against overloads and short-circuits when a high breaking capacity is required; very useful when selectivity is needed vs an MCCB or back-up vs other MCBs wired downstream; version dedicated to application in direct current circuits.

Advantages: no nuisance tripping in the case of functional peak currents up to $10 \times I_n$, depending on the series; through its highly sensitive thermostatic bimetal trip, the K-type characteristic offers protection to damageable elements in the overcurrent range; it also provides the best protection to cables and lines.

Standards: IEC/EN 60947-2

Hazard level R26/HL3 according to EN 45545

Exigence 2 according to NF F 16-101/102 (I3-F2)

Category 1 - Class B (Body mounted) according to IEC 61373

$I_{cu} = 50$ kA


Number of poles	Rated current	Bbn 7612271	Order details		Price 1 piece	Weight 1 piece	Pack unit
	I_n A	EAN	Type code	Order code			
1	10	203320	S801S-UCK10	2CCS861001R1427		0.245	1
	13	203337	S801S-UCK13	2CCS861001R1447		0.245	1
	16	203344	S801S-UCK16	2CCS861001R1467		0.245	1
	20	203351	S801S-UCK20	2CCS861001R1487		0.245	1
	25	203368	S801S-UCK25	2CCS861001R1517		0.245	1
	32	203375	S801S-UCK32	2CCS861001R1537		0.245	1
	40	203382	S801S-UCK40	2CCS861001R1557		0.245	1
	50	203399	S801S-UCK50	2CCS861001R1577		0.245	1
	63	203405	S801S-UCK63	2CCS861001R1597		0.245	1
	80	203412	S801S-UCK80	2CCS861001R1627		0.245	1
	100	203429	S801S-UCK100	2CCS861001R1637		0.245	1
	125	203436	S801S-UCK125	2CCS861001R1647		0.245	1

Number of poles	Rated current	Bbn 7612271	Order details		Price 1 piece	Weight 1 piece	Pack unit
	I_n A	EAN	Type code	Order code			
2	10	203443	S802S-UCK10	2CCS862001R1427		0.49	1
	13	203450	S802S-UCK13	2CCS862001R1447		0.49	1
	16	203467	S802S-UCK16	2CCS862001R1467		0.49	1
	20	203474	S802S-UCK20	2CCS862001R1487		0.49	1
	25	203481	S802S-UCK25	2CCS862001R1517		0.49	1
	32	203498	S802S-UCK32	2CCS862001R1537		0.49	1
	40	203504	S802S-UCK40	2CCS862001R1557		0.49	1
	50	203511	S802S-UCK50	2CCS862001R1577		0.49	1
	63	203528	S802S-UCK63	2CCS862001R1597		0.49	1
	80	203535	S802S-UCK80	2CCS862001R1627		0.49	1
	100	203542	S802S-UCK100	2CCS862001R1637		0.49	1
	125	203559	S802S-UCK125	2CCS862001R1647		0.49	1



S803S

2CC0413001F0002



S804S

2CC0413001F0002

Number of poles	Rated current	Bbn 7612271	Order details		Price 1 piece	Weight 1 piece kg	Pack unit pc.
	I _n A	EAN	Type code	Order code			
3	10	203566	S803S-UCK10	2CCS863001R1427		0.735	1
	13	203573	S803S-UCK13	2CCS863001R1447		0.735	1
	16	203580	S803S-UCK16	2CCS863001R1467		0.735	1
	20	203597	S803S-UCK20	2CCS863001R1487		0.735	1
	25	203603	S803S-UCK25	2CCS863001R1517		0.735	1
	32	203610	S803S-UCK32	2CCS863001R1537		0.735	1
	40	203627	S803S-UCK40	2CCS863001R1557		0.735	1
	50	203634	S803S-UCK50	2CCS863001R1577		0.735	1
	63	203641	S803S-UCK63	2CCS863001R1597		0.735	1
	80	203658	S803S-UCK80	2CCS863001R1627		0.735	1
	100	203665	S803S-UCK100	2CCS863001R1637		0.735	1
	125	203672	S803S-UCK125	2CCS863001R1647		0.735	1

Number of poles	Rated current	Bbn 7612271	Order details		Price 1 piece	Weight 1 piece kg	Pack unit pc.
	I _n A	EAN	Type code	Order code			
4	10	203689	S804S-UCK10	2CCS864001R1427		0.98	1
	13	203696	S804S-UCK13	2CCS864001R1447		0.98	1
	16	203702	S804S-UCK16	2CCS864001R1467		0.98	1
	20	203719	S804S-UCK20	2CCS864001R1487		0.98	1
	25	203726	S804S-UCK25	2CCS864001R1517		0.98	1
	32	203733	S804S-UCK32	2CCS864001R1537		0.98	1
	40	203740	S804S-UCK40	2CCS864001R1557		0.98	1
	50	203757	S804S-UCK50	2CCS864001R1577		0.98	1
	63	203764	S804S-UCK63	2CCS864001R1597		0.98	1
	80	203771	S804S-UCK80	2CCS864001R1627		0.98	1
	100	203788	S804S-UCK100	2CCS864001R1637		0.98	1
	125	203795	S804S-UCK125	2CCS864001R1647		0.98	1

High performance MCBs

S800S series 50000 DC range with ring terminal connection, UC, K characteristic

2



S801S



S802S

S800S, UC, K characteristic

Function: protection and control of the circuits like motors, transformer and auxiliary circuits, against overloads and short-circuits when a high breaking capacity is required; very useful when selectivity is needed vs an MCCB or back-up vs other MCBs wired downstream; version dedicated to application in direct current circuits.

Advantages: no nuisance tripping in the case of functional peak currents up to $10xI_n$, depending on the series; through its highly sensitive thermostatic bimetal trip, the K-type characteristic offers protection to damageable elements in the overcurrent range; it also provides the best protection to cables and lines.

Standards: IEC/EN 60947-2

Hazard level R26/HL3 according to EN 45545


Exigence 2 according to NF F 16-101/102 (I3-F2)

Category 1 - Class B (Body mounted) according to IEC 61373

$I_{cu}=50$ kA


Number of poles	Rated current	Bbn 7612271	Order details		Price 1 piece	Weight 1 piece	Pack unit
	I_n A	EAN	Type code	Order code			
1	10	210595	S801S-UCK10-R	2CCS861002R1427		0.245	1
	13	210601	S801S-UCK13-R	2CCS861002R1447		0.245	1
	16	210618	S801S-UCK16-R	2CCS861002R1467		0.245	1
	20	210625	S801S-UCK20-R	2CCS861002R1487		0.245	1
	25	210632	S801S-UCK25-R	2CCS861002R1517		0.245	1
	32	210649	S801S-UCK32-R	2CCS861002R1537		0.245	1
	40	208660	S801S-UCK40-R	2CCS861002R1557		0.245	1
	50	208677	S801S-UCK50-R	2CCS861002R1577		0.245	1
	63	208684	S801S-UCK63-R	2CCS861002R1597		0.245	1
	80	208691	S801S-UCK80-R	2CCS861002R1627		0.245	1
	100	208707	S801S-UCK100-R	2CCS861002R1637		0.245	1
	125	208714	S801S-UCK125-R	2CCS861002R1647		0.245	1

Number of poles	Rated current	Bbn 7612271	Order details		Price 1 piece	Weight 1 piece	Pack unit
	I_n A	EAN	Type code	Order code			
2	10	210656	S802S-UCK10-R	2CCS862002R1427		0.490	1
	13	210663	S802S-UCK13-R	2CCS862002R1447		0.490	1
	16	210670	S802S-UCK16-R	2CCS862002R1467		0.490	1
	20	210687	S802S-UCK20-R	2CCS862002R1487		0.490	1
	25	210694	S802S-UCK25-R	2CCS862002R1517		0.490	1
	32	210700	S802S-UCK32-R	2CCS862002R1537		0.490	1
	40	208721	S802S-UCK40-R	2CCS862002R1557		0.490	1
	50	208738	S802S-UCK50-R	2CCS862002R1577		0.490	1
	63	208745	S802S-UCK63-R	2CCS862002R1597		0.490	1
	80	208752	S802S-UCK80-R	2CCS862002R1627		0.490	1
	100	208769	S802S-UCK100-R	2CCS862002R1637		0.490	1
	125	208776	S802S-UCK125-R	2CCS862002R1647		0.490	1



S803S

2CC0413001F0002



S804S

2CC0413001F0002

Number of poles	Rated current	Bbn 7612271	Order details		Price 1 piece	Weight 1 piece kg	Pack unit pc.
	I _n A	EAN	Type code	Order code			
3	10	210717	S803S-UCK10-R	2CCS863002R1427		0.735	1
	13	210724	S803S-UCK13-R	2CCS863002R1447		0.735	1
	16	210731	S803S-UCK16-R	2CCS863002R1467		0.735	1
	20	210748	S803S-UCK20-R	2CCS863002R1487		0.735	1
	25	210755	S803S-UCK25-R	2CCS863002R1517		0.735	1
	32	210762	S803S-UCK32-R	2CCS863002R1537		0.735	1
	40	208783	S803S-UCK40-R	2CCS863002R1557		0.735	1
	50	208790	S803S-UCK50-R	2CCS863002R1577		0.735	1
	63	208806	S803S-UCK63-R	2CCS863002R1597		0.735	1
	80	208813	S803S-UCK80-R	2CCS863002R1627		0.735	1
	100	208820	S803S-UCK100-R	2CCS863002R1637		0.735	1
	125	208837	S803S-UCK125-R	2CCS863002R1647		0.735	1

Number of poles	Rated current	Bbn 7612271	Order details		Price 1 piece	Weight 1 piece kg	Pack unit pc.
	I _n A	EAN	Type code	Order code			
4	10	210779	S804S-UCK10-R	2CCS864002R1427		0.98	1
	13	210786	S804S-UCK13-R	2CCS864002R1447		0.98	1
	16	210793	S804S-UCK16-R	2CCS864002R1467		0.98	1
	20	210809	S804S-UCK20-R	2CCS864002R1487		0.98	1
	25	210816	S804S-UCK25-R	2CCS864002R1517		0.98	1
	32	210823	S804S-UCK32-R	2CCS864002R1537		0.98	1
	40	208844	S804S-UCK40-R	2CCS864002R1557		0.98	1
	50	208851	S804S-UCK50-R	2CCS864002R1577		0.98	1
	63	208868	S804S-UCK63-R	2CCS864002R1597		0.98	1
	80	208875	S804S-UCK80-R	2CCS864002R1627		0.98	1
	100	208882	S804S-UCK100-R	2CCS864002R1637		0.98	1
	125	208899	S804S-UCK125-R	2CCS864002R1647		0.98	1

MCBs

S500UC series technical features

2



S501UC

2CDC415001F0002

		S500 UC		
Standards	Product Standard	IEC/EN 60947-2		
	Hazard level acc. to EN 45545-2	R26/HL3		
	Classification according to NF F 16-101/102	I2 / F0 (Exigence 4)		
	Resistance to shocks and vibrations acc. to IEC 61373	Category 1 - Class A/B - Body mounted		
	GOST 9219-88 approval	Yes		
General data	Poles	1P, 2P, 3P, 4P		
	Tripping characteristics	K adjustable		
	Rated current I_n	A	adjustable $0.1 \leq I_n \leq 3 / 2.8 \leq I_n \leq 11 / 10 \leq I_n \leq 45$	
	Rated frequency f	Hz	–	
	Rated insulation voltage U_i acc. to IEC/EN 60664-1	V	1000 V DC	
	Rated impulse withstand voltage $U_{imp.}$ (1.2/50 μ s)	kV	6 kV	
	Max. power frequency recovery voltage (U_{max})	V	250 per pole (4P: 750 V)	
	Rated breaking capacity acc. to IEC/EN 60947-2			
		ultimate I_{cu}	kA	30 kA
	Protection degree	housing	IP4X	
terminals		IP2X		
Mechanical features	Toogle	grey sealable in ON-OFF position		
	Tropicalization acc. to IEC/EN 60068-2	humid heat	$^{\circ}$ C/RH DIN 50016	
	Reference temperature for setting of thermal element	$^{\circ}$ C	40 $^{\circ}$ C	
	Ambient temperature (with daily average $\leq +35$ $^{\circ}$ C)	$^{\circ}$ C	-25...+55 $^{\circ}$ C	
Installation	Terminal type	cage (shock protected)		
	Terminal size top/bottom for cable	IEC	mm ² 1...25 mm ²	
		UL/CSA	AWG 17...4 AWG	
	Cross-section of busbars	mm ²	–	
		AWG	–	
	Tightening torque	IEC	Nm 2.5 Nm	
			in-lbs. –	
Screwdriver	Nr. 2 Pozidriv			
Mounting	on DIN-Rail EN 60715			
Connection	from top and bottom			
Dimensions and weight	Mounting dimensions acc. to DIN 43880	–		
	Pole dimensions (H x D x W)	mm	91 x 92 x 25 mm	
	Pole weight	g	approx. 250 g	
Combina- tion with auxiliary elements	See table page 4/30			

MCBs

S500UC series DC range, K characteristic



S501UC

2CDC0413001F0002

S500UC series, K (power) characteristic

Function: protection and control of the circuits like motors, transformer and auxiliary circuits, against overloads and short-circuits when an high breaking capacity is required; very useful when it is needed selectivity vs an MCCB or back-up vs other MCBs wired downstream; version with adjustable thermal release, dedicated to protect motors; version dedicated to application in direct current circuits.

Advantages: No nuisance tripping in the case of functional peak currents up to $8I_n$, depending on the series; through its highly sensitive thermostatic bimetal trip, the K-type characteristic offers protection to damageable elements in the overcurrent range; it also provides the best protection to cables and lines.

Standards: IEC/EN 60947-2-1

Hazard level R26/HL3 according to EN 45545

Exigence 4 according to NF F 16-101/102 (I2-F0)

Category 1 - Class A/B (Body mounted) according to IEC 61373

I_{cu} up to 30 kA

Number of poles	Rated current	Bbn 7612270	Order details		Price 1 piece	Weight 1 piece kg	Pack unit pc.
	I_n A	EAN	Type code	Order code			
1	0.1-0.15	302000	S501 UC-K0.1 - 0.15	2CCF008988R0001		0.250	1
	0.14-0.21	302017	S501 UC-K0.14 - 0.21	2CCF008991R0001		0.250	1
	0.2-0.3	302024	S501 UC-K0.2 - 0.3	2CCF008994R0001		0.250	1
	0.28-0.42	302031	S501 UC-K0.28 - 0.42	2CCF008997R0001		0.250	1
	0.38-0.58	302048	S501 UC-K0.38 - 0.58	2CCF009000R0001		0.250	1
	0.53-0.8	302055	S501 UC-K0.53 - 0.8	2CCF009003R0001		0.250	1
	0.73-1.1	302062	S501 UC-K0.73 - 1.1	2CCF009006R0001		0.250	1
	1-1.5	302079	S501 UC-K1 - 1.5	2CCF009009R0001		0.250	1
	1.4-2.1	302086	S501 UC-K1.4 - 2.1	2CCF009012R0001		0.250	1
	2-3	302093	S501 UC-K2-3	2CCF009015R0001		0.250	1
	2.8-4.2	302109	S501 UC-K2.8 - 4.2	2CCF009018R0001		0.250	1
	3.8-5.8	302116	S501 UC-K3.8 - 5.8	2CCF009021R0001		0.250	1
	5.3-8	302123	S501 UC-K5.3 - 8	2CCF009024R0001		0.250	1
	7.3-11	302130	S501 UC-K7.3 - 11	2CCF009027R0001		0.250	1
	10-15	302147	S501 UC-K10 - 15	2CCF009030R0001		0.250	1
	14-20	302154	S501 UC-K14 - 20	2CCF009033R0001		0.250	1
	18-26	302161	S501 UC-K18 - 26	2CCF009036R0001		0.250	1
	23-32	302178	S501 UC-K23 - 32	2CCF009039R0001		0.250	1
	29-37	302185	S501 UC-K29 - 37	2CCF009042R0001		0.250	1
	34-41	302192	S501 UC-K34 - 41	2CCF009045R0001		0.250	1
38-45	302208	S501 UC-K38 - 45	2CCF009048R0001		0.250	8	

MCBs

S500UC series DC range, K characteristic

2



S502UC

2CCF413001F0002




S503UC

2CCF413001F0002

Number of poles	Rated current	Bbn 7612270	Order details		Price 1 piece	Weight 1 piece kg	Pack unit pc.
	I_n A	EAN	Type code	Order code			
2	0.1-0.15	302253	S502 UC-K0.1 - 0.15	2CCF008989R0001		0.500	1
	0.14-0.21	302260	S502 UC-K0.14 - 0.21	2CCF008992R0001		0.500	1
	0.2-0.3	302277	S502 UC-K0.2 - 0.3	2CCF008995R0001		0.500	1
	0.28-0.42	302284	S502 UC-K0.28 - 0.42	2CCF008998R0001		0.500	1
	0.38-0.58	302291	S502 UC-K0.38 - 0.58	2CCF009001R0001		0.500	1
	0.53-0.8	302307	S502 UC-K0.53 - 0.8	2CCF009004R0001		0.500	1
	0.73-1.1	302314	S502 UC-K0.73 - 1.1	2CCF009007R0001		0.500	1
	1-1.5	302321	S502 UC-K1 - 1.5	2CCF009010R0001		0.500	1
	1.4-2.1	302338	S502 UC-K1.4 - 2.1	2CCF009013R0001		0.500	1
	2-3	302345	S502 UC-K2-3	2CCF009016R0001		0.500	1
	2.8-4.2	302352	S502 UC-K2.8 - 4.2	2CCF009019R0001		0.500	1
	3.8-5.8	302369	S502 UC-K3.8 - 5.8	2CCF009022R0001		0.500	1
	5.3-8	302376	S502 UC-K5.3 - 8	2CCF009025R0001		0.500	1
	7.3-11	302383	S502 UC-K7.3 - 11	2CCF009028R0001		0.500	1
	10-15	302390	S502 UC-K10 - 15	2CCF009031R0001		0.500	1
	14-20	302406	S502 UC-K14 - 20	2CCF009034R0001		0.500	1
	18-26	302413	S502 UC-K18 - 26	2CCF009037R0001		0.500	1
	23-32	302420	S502 UC-K23 - 32	2CCF009040R0001		0.500	1
	29-37	302437	S502 UC-K29 - 37	2CCF009043R0001		0.500	1
	34-41	302444	S502 UC-K34 - 41	2CCF009046R0001		0.500	1
38-45	302451	S502 UC-K38 - 45	2CCF009049R0001		0.500	1	

Number of poles	Rated current	Bbn 7612270	Order details		Price 1 piece	Weight 1 piece kg	Pack unit pc.
	I_n A	EAN	Type code	Order code			
3	0.1-0.15	302505	S503 UC-K0.1 - 0.15	2CCF008990R0001		0.750	1
	0.14-0.21	302512	S503 UC-K0.14 - 0.21	2CCF008993R0001		0.750	1
	0.2-0.3	302529	S503 UC-K0.2 - 0.3	2CCF008996R0001		0.750	1
	0.28-0.42	302536	S503 UC-K0.28 - 0.42	2CCF008999R0001		0.750	1
	0.38-0.58	302543	S503 UC-K0.38 - 0.58	2CCF009002R0001		0.750	1
	0.53-0.8	302550	S503 UC-K0.53 - 0.8	2CCF009005R0001		0.750	1
	0.73-1.1	302567	S503 UC-K0.73 - 1.1	2CCF009008R0001		0.750	1
	1-1.5	302574	S503 UC-K1 - 1.5	2CCF009011R0001		0.750	1
	1.4-2.1	302581	S503 UC-K1.4 - 2.1	2CCF009014R0001		0.750	1
	2-3	302598	S503 UC-K2-3	2CCF009017R0001		0.750	1
	2.8-4.2	302604	S503 UC-K2.8 - 4.2	2CCF009020R0001		0.750	1
	3.8-5.8	302611	S503 UC-K3.8 - 5.8	2CCF009023R0001		0.750	1
	5.3-8	302628	S503 UC-K5.3 - 8	2CCF009026R0001		0.750	1
	7.3-11	302635	S503 UC-K7.3 - 11	2CCF009029R0001		0.750	1
	10-15	302642	S503 UC-K10 - 15	2CCF009032R0001		0.750	1
	14-20	302659	S503 UC-K14 - 20	2CCF009035R0001		0.750	1
	18-26	302666	S503 UC-K18 - 26	2CCF009038R0001		0.750	1
	23-32	302673	S503 UC-K23 - 32	2CCF009041R0001		0.750	1
	29-37	302680	S503 UC-K29 - 37	2CCF009044R0001		0.750	1
	34-41	302697	S503 UC-K34 - 41	2CCF009047R0001		0.750	1
38-45	302703	S503 UC-K38 - 45	2CCF009050R0001		0.750	1	



S504UC

2CDC012017F0001

Number of poles	Rated current	Bbn 7612270	Order details		Price 1 piece	Weight 1 piece kg	Pack unit pc.
	I _n A	EAN	Type code	Order code			
4	0.1-0.15	302758	S504UC-K0.15	2CCF011771R0001		0.92	1
	0.14-0.21	302765	S504UC-K0.21	2CCF011772R0001		0.92	1
	0.2-0.3	302772	S504UC-K0.3	2CCF011576R0001		0.92	1
	0.28-0.42	302789	S504UC-K0.42	2CCF011773R0001		0.92	1
	0.38-0.58	302796	S504UC-K0.58	2CCF011774R0001		0.92	1
	0.53-0.8	302802	S504UC-K0.8	2CCF011775R0001		0.92	1
	0.73-1.1	302819	S504UC-K1.1	2CCF011776R0001		0.92	1
	1-1.5	302826	S504UC-K1.5	2CCF011777R0001		0.92	1
	1.4-2.1	302833	S504UC-K2.1	2CCF011778R0001		0.92	1
	2-3	302840	S504UC-K3	2CCF011779R0001		0.92	1
	2.8-4.2	302857	S504UC-K4.2	2CCF011780R0001		0.92	1
	3.8-5.8	302864	S504UC-K5.8	2CCF011781R0001		0.92	1
	5.3-8	302871	S504UC-K8	2CCF011782R0001		0.92	1
	7.3-11	302888	S504UC-K11	2CCF011509R0001		0.92	1
	10-15	302895	S504UC-K15	2CCF011783R0001		0.92	1
	14-20	302901	S504UC-K20	2CCF011784R0001		0.92	1
	18-26	302918	S504UC-K26	2CCF011785R0001		0.92	1
	23-32	302925	S504UC-K32	2CCF011786R0001		0.92	1
	29-37	302932	S504UC-K37	2CCF011787R0001		0.92	1
	34-41	302949	S504UC-K41	2CCF011788R0001		0.92	1
38-45	302956	S504UC-K45	2CCF011789R0001		0.92	1	

DIN-Rail components for rolling stock applications

Residual current devices

Residual current devices

RCBO DS201 T	2
--------------	---

RCBO DS201 T 1P+N. The details make the difference

A range designed for rolling stock equipments

3

Information on the device are laser printed to ensure readability over time.

The label carrier to clearly identify the protected circuit.

Test pushbutton to verify the correct functioning of the device



DS201 T terminals are composed by two different seats, a front seat for 25 mm² cables and a back seat for 10 mm² busbars.


Each DS201 T has an Rfid tag containing a unique serial number assigned to ABB according to the standard ISO/IEC FCD 15693-3 in order to authenticate the product.



In the DS201 T range of RCBOs for traction, specific materials are used that are classified with a hazard level R26/HL3 according to EN 45545-2. Plastic materials are also classified I2-F3 according to the NF F 16-101/102 ("Railway Rolling Stock Fire Behavior-Choice of Materials," and "Railway Rolling Stock Fire Behavior- Choice of Materials, Application to Electrical Equipment,") thus responding to exigence 3.



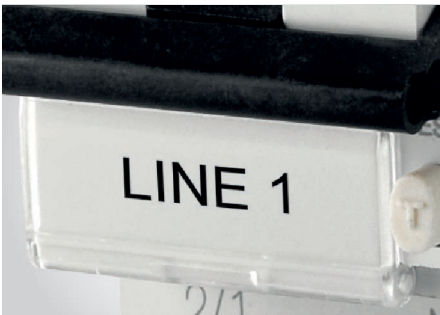
Additionally to the high quality standards and the flammability requirements, rail applications have specific demands that have to be fulfilled like resistance to shocks and vibrations. The resistance to vibrations and shocks of RCBOs DS201 T has been positively tested according to: IEC 61373 – 2010 – 05 Edition 2.0 Rolling stock equipment – Shock and vibration tests considering Category 1, Class A and Class B.



The terminals available make easier the supply operation in parallel with busbars as they are composed by two different seats, a front seat for 25 mm² cables and a back seat for 10 mm² busbars.



All the devices of the series have been tested in a wide range of temperatures: from -25 °C (as indicated by the snowflake marked on the front side) up to +55°C.




Label carrier for clear and reliable identification. With the practical label carrier fitted in the new circuit breakers you can give maximum visibility to the information relating to the protected loads.



Any earth fault can be immediately identified through the blue indicator, that signals the differential tripping and which cannot be activated in case of manual operation on the toggle. This prevents any misinterpretations of the device and system status.



DS201 T RCBOs share the wide range of accessories of the System pro M compact® family: auxiliary contact, signal/ auxiliary contact and shunt trips.



Contact position indicator (CPI): to always know the status of the contacts (red: closed contacts; green: open contacts).

RCBOs

DS201 T technical features



2CSC400000R0202

3

		DS201 T		
Standards	Product Standard	IEC/ EN 61009		
	Hazard level acc. to EN 45545-2	R26/HL3		
	Classification according to NF F 16-101/102	I2 / F3 (Exigence 3)		
	Resistance to shocks and vibrations acc. to IEC 61373	Category 1, Class A/B – Body mounted		
	GOST 9219-88 approval	Yes		
Electrical features	Type (wave form of the earth leakage sensed)	A		
	Poles	1P+N		
	Rated current I_n	A	$6 \leq I_n \leq 40$	
	Rated sensitivity $I_{\Delta n}$	A	0.03 A	
	Rated voltage U_p	IEC	V	230-240 V
	Insulation voltage U_i		V	500 V
	Max. operating voltage of circuit test	IEC	V	254 V
	Min. operating voltage of circuit test		V	110 V
	Rated frequency		Hz	50...60 Hz
	Rated breaking capacity acc. to IEC/EN 61009			
		ultimate I_{cn}	A	6000 A
	Rated breaking capacity acc. to IEC/EN 60947-2			
		ultimate I_{cu}	kA	10 kA
	1P+N @230 VAC	service I_{cs}	kA	6 kA
	Rated residual breaking capacity $I_{\Delta m}$		kA	6 kA
	Rated impulse withstand voltage (1.2/50) U_{imp}		kV	4 kV
	Dielectric test voltage at ind. freq. for 1 min.		kV	2.5 kV
		use characteristic		
		B: $3 I_n \leq I_m \leq 5 I_n$		■
		C: $5 I_n \leq I_m \leq 10 I_n$		■
	K: $10 I_n \leq I_m \leq 14 I_n$		■	
	Surge current resistance (wave 8/20)	A	250 A	

			DS201 T	
Mechanical features	Toggle		black sealable in ON-OFF position	
	Flag indicator		differential trip indicator (black)	
			contact position indicator (green/red)	
	Electrical life		10000 ops.	
	Mechanical life		20000 ops.	
	Protection degree	housing		IP4X
		terminals		IP2X
	Environmental conditions (damp heat) acc. to IEC/EN 60068-2-30		°C/RH	28 cycles with 55 °C/90-96% and 25 °C/95-100%
	Reference temperature for setting of thermal element		°C	30 °C
	Ambient temperature (with daily average ≤ +35 °C)	IEC	°C	-25...+55°C
Storage temperature		°C	-40...+70°C	
Installation	Terminal type	top	failsafe bi-directional cylinder-lift terminal (shock protected)	
		bottom	failsafe bi-directional cylinder-lift terminal (shock protected)	
	Terminal size top/bottom for cable	IEC	mm ²	(rigid and flexible) up to 25/25 mm ²
	Terminal size top/bottom for busbar	IEC	mm ²	10 mm ² /10 mm ²
	Tightening torque	IEC	Nm	1.2 Nm
	Mounting			on DIN-Rail EN 60715 (35 mm) by means of fast clip device
	Connection			from top and bottom
Dimensions and weight	Dimensions (H x D x W)		mm	85 x 69 x 35 mm
	Weight		g	239 g
Combination with auxiliary elements	See table page 4/5			

RCBOs

DS201 T series 6000 A type, B, C and K characteristics



ZCSA0000000002

3

DS201 T

DS201 T A type

Function: protection of end user single-phase circuits against overload and short-circuit currents; protection against the effects of sinusoidal alternating and direct pulsating earth fault currents; protection against indirect contact and additional protection against direct contact ($I_{\Delta n}=30$ mA).

Standards: IEC/EN 61009

Hazard level R26/HL3 according to EN 45545

Exigence 3 according to NF F 16-101/102 (I2-F3)

Category 1 - Class A/B (Body mounted) according to IEC 61373

$I_{cn}=6$ kA

B characteristic

Number of poles	Rated residual current $I_{\Delta n}$ mA	Rated current I_n A	Bbn 8012542 EAN	Order details		Price 1 piece	Weight 1 piece kg	Pack unit pc.
				Type code	Order code			
1+N	30	6	002031	DS201T B6 A30	2CSR255148R1065	0.240	1	
		10	001935	DS201T B10 A30	2CSR255148R1105			
		13	031437	DS201T B13 A30	2CSR255148R1135			
		16	001836	DS201T B16 A30	2CSR255148R1165			
		20	001737	DS201T B20 A30	2CSR255148R1205			
		25	031338	DS201T B25 A30	2CSR255148R1255			
		32	001638	DS201T B32 A30	2CSR255148R1325			
		40	001539	DS201T B40 A30	2CSR255148R1405			

C characteristic

Number of poles	Rated residual current $I_{\Delta n}$ mA	Rated current I_n A	Bbn 8012542 EAN	Order details		Price 1 piece	Weight 1 piece kg	Pack unit pc.
				Type code	Order code			
1+N	30	6	001430	DS201T C6 A30	2CSR255148R1064	0.240	1	
		10	001331	DS201T C10 A30	2CSR255148R1104			
		13	001232	DS201T C13 A30	2CSR255148R1134			
		16	629832	DS201T C16 A30	2CSR255148R1164			
		20	648437	DS201T C20 A30	2CSR255148R1204			
		25	648338	DS201T C25 A30	2CSR255148R1254			
		32	297031	DS201T C32 A30	2CSR255148R1324			
		40	953234	DS201T C40 A30	2CSR255148R1404			

K characteristic

Number of poles	Rated residual current $I_{\Delta n}$ mA	Rated current I_n A	Bbn 8012542 EAN	Order details		Price 1 piece	Weight 1 piece kg	Pack unit pc.
				Type code	Order code			
1+N	30	6	959434	DS201T K6 A30	2CSR255148R1067	0.240	1	
		10	959137	DS201T K10 A30	2CSR255148R1107			
		13	958833	DS201T K13 A30	2CSR255148R1137			
		16	958536	DS201T K16 A30	2CSR255148R1167			
		20	960539	DS201T K20 A30	2CSR255148R1207			
		25	960331	DS201T K25 A30	2CSR255148R1257			
		32	960133	DS201T K32 A30	2CSR255148R1327			
		40	959731	DS201T K40 A30	2CSR255148R1407			

DIN-Rail components for rolling stock applications

Auxiliary elements and accessories

Selection tables	2
Auxiliary elements for MCBs S 200 series and RCBOs DS201 T	4
Busbar and accessories for MCBs S 200 series	10
Auxiliary elements for MCBs S 280 UC	17
Auxiliary elements and accessories for MCBs S800S series	22
Auxiliary elements for MCBs S500 UC	30

Auxiliary elements and accessories

Selection tables



Accessory	Auxiliary and Signal Contacts				
	S2C-S/H6R	S2C-H6R	S2C-H..	S2-H..	S2-H..X
Standards					
EN 45545	R26/HL3	R26/HL3	R26/HL3	R26/HL3	R26/HL3
NF F 16-101/102	I2/F1 - Exigence 4	I2/F1 - Exigence 4	I3/F2 - Exigence 2	I2/F1 - Exigence 4	I2/F1 - Exigence 4
IEC 61373	Category 1 - Class A/B	Category 1 - Class A/B	Category 1 - Class A/B	Category 1 - Class A/B	Category 1 - Class A/B
Combinable with:					
S200 MT	■	■	■		
S200 MT UC	■	■	■		
S200 M UC	■	■	■		
S200 P	■	■	■		
S280 UC				■	■
S800S					
S800S UC					
S500 UC					
DS201 T	■	■			



Accessory	Shunt trip			Motor operating device
	S2C-Ax	S2-Ax	S800-SOR	S2C-CMx
Standards				
EN 45545	R26/HL3	R26/HL3	R26/HL3	-
NF F 16-101/102	I2/F3 - Exigence 3	I2/F1 - Exigence 4	I3/F2 - Exigence 2	I3 / F1 - Exigence 2
IEC 61373	Category 1 - Class A/B	Category 1 - Class A/B	Category 1 - Class B	Category 1 - Class A/B
Combinable with:				
S200 MT	■			
S200 MT UC	■			
S200 M UC	■			
S200 P	■			■
S280 UC		■		
S800S			■	
S800S UC			■	
S500 UC				
DS201 T				



S2-S	S2-S/H	S800-AUX	S800 AUX/ALT	S500-Hxx	S500-Sxx
R26/HL3	R26/HL3	R26/HL3	R26/HL3	R26/HL3	R26/HL3
I2/F1 - Exigence 4	I2/F1 - Exigence 4	I3/F2 - Exigence 2	I3/F2 - Exigence 2	I2/F2 - Exigence 3	I2/F2 - Exigence 3
Category 1 - Class A/B	Category 1 - Class A/B	Category 1 - Class B	Category 1 - Class B	Category 1 - Class B	Category 1 - Class B
■	■	■	■	■	■



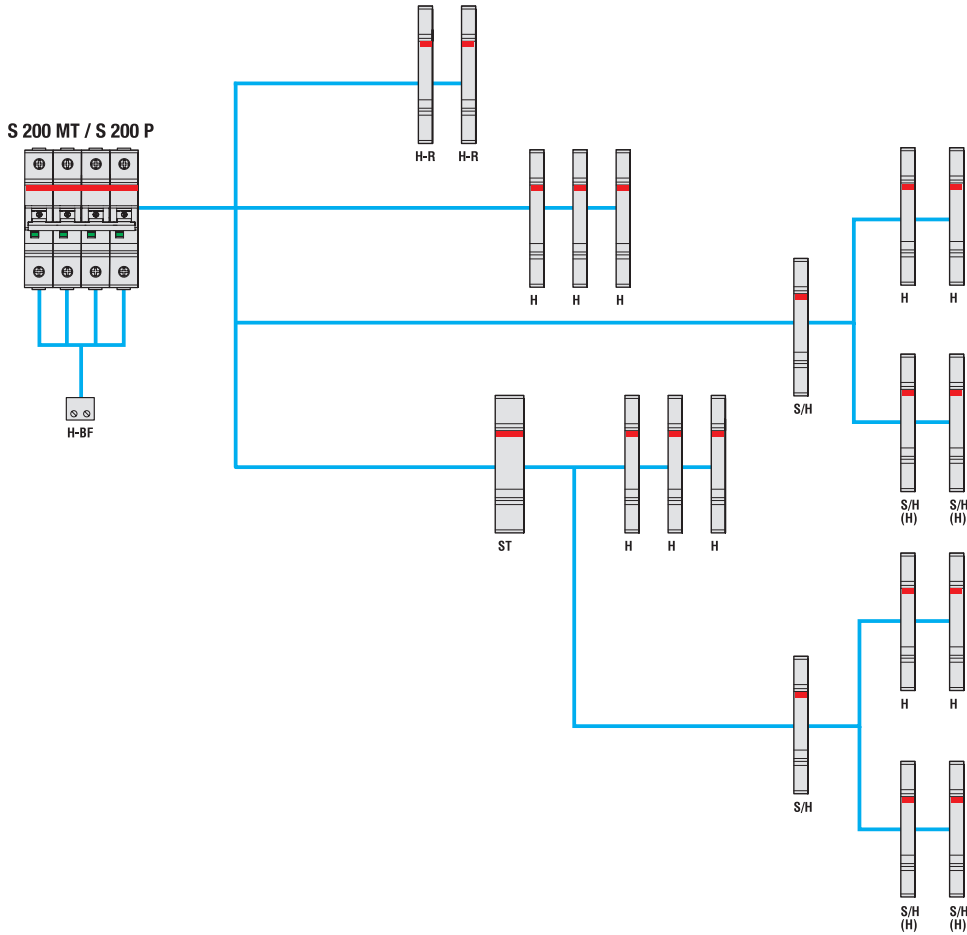
Undervoltage Release			Remote Switch Unit		Short Circuit Limiter
S2-UA	S800-UVR	S500-UA	S800-RSU-H	S500-RSU-H	S803S-SCL
R26/HL3	R26/HL3	R26/HL3	R26/HL3	R26/HL3	R26/HL3
I2/F1 - Exigence 4	I3/F2 - Exigence 2	I2/F0 - Exigence 4	I2/F3 - Exigence 3	I2/F3 - Exigence 3	I3/F2 - Exigence 2
Category 1 - Class A/B	Category 1 - Class B	Category 1 - Class A/B	-	-	Category 1 - Class B
■	■	■	■	■	■

Auxiliary elements and accessories for MCBs and RCDs

Selection tables

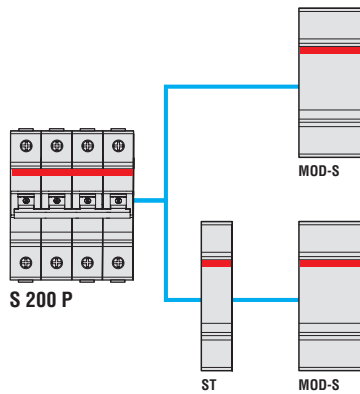
Combination of auxiliary elements with S 200 MCBs series

4

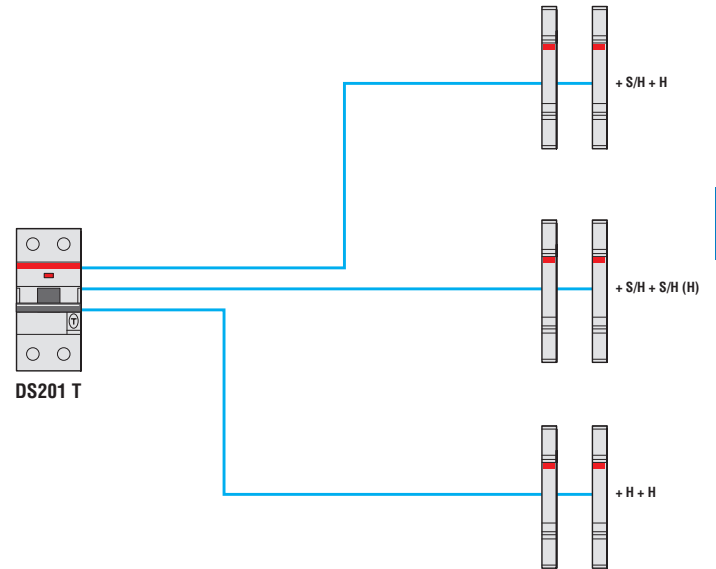


H	Auxiliary contact	S2C-H6R
S/H	Signal/Auxiliary contact	S2C-S/H6R
S/H (H)	Signal/Auxiliary contact used as auxiliary contact	S2C-S/H6R
ST	Shunt trip for S 200 MCB	S2C-A...
H-BF	Auxiliary contact for MCBs bottom fitting (1 for each pole of MCB)	S2C-H01/S2C-H10

Combination of S 200 P MCBs series with motor operating device



Combination of auxiliary elements with DS201 T



4

ST	Shunt trip for S 200 P MCB	S2C-A...
MOD-S	Motor operating device	S2C-CM...

H	Auxiliary contact	S2C-H6R
S/H	Signal/Auxiliary contact	S2C-S/H6R
S/H (H)	Signal/Auxiliary contact used as auxiliary contact	S2C-S/H6R

Auxiliary elements for S 200 series and DS201 T



S2C-S/H6R

2CSC400465F0201

4

Auxiliary contact and signal/auxiliary contact

S2C-H6R and S2C-S/H6R		
Conventional free air thermal current	A	10 A
Min. operational current/voltage*		10 mA at 12 V; 5 mA at 24 V
Rated conditional short-circuit current	V	230 V AC 1.000 A with S201 K4
Overvoltage category		III
Rated impuls withstand voltage (1.2/50µs)	kV	4 kV
Cross-section of conductors	mm ²	0.75...2.5 mm ² (up to 2 x 1.5 mm ²)
Tightening torque	Nm	1.2 Nm
Contact stability in vibration test according to IEC/EN 60 068-2-6		5g, 20 sweep cycles 5...150...5 Hz at 24 V AC/DC, 5 mA automatic reclosing < 10 ms
Mechanical service life		10000 operations
Dimensions (H x D x W)	mm	85 x 69 x 8.8 mm

* ensures safe contacting without current interruption by pollution layer

Signal/auxiliary contacts

Function S2C-S/H6R: choice through a selector between indication of the position of the device's contacts and signalling of the fault (overcurrent/short-circuit for MCBs and RCBOs; earth fault for RCBOs).

Function S2C-H6R: indication of the position of the device's contacts. To be mounted on the left side of the MCBs thanks to the special pin.



S2C-H6...

2CSC400324F0201

Description	Bbn	Order details		Price	Weight	Pack
	4016779	Type code	Order code	1 piece	1 piece	unit
	EAN				kg	pc.
Signal contact/ auxiliary switch 1C0	563819	S2C-S/H6R	2CDS200922R0001		0.04	1
Auxiliary contact 1C0	563826	S2C-H6R	2CDS200912R0001		0.04	1



S2C-H...

2CSC400159F0201

Bottom-fitting auxiliary contact

S2C-H10 and S2C-H01		
Contact element		1NO (1 make contact), 1NC (1 normally closed contact), leading make contact, late closing
Utilization category		AC14 2A/230V - DC 12 identical DC13/DC13 1A /50V, 2A/30V
Min. operational current/voltage*	V	10 mA at 12 V AC/DC
Rated conditional short-circuit current		230 VAC 1000 A, fault protection with S 201-K2 or Z2
Electrical serviceable life		> 4000 switchover cycles
Standard		VDE 0106 Part 101
Connection cross-section	mm ²	0.75 ... 2.5
Tightening torque	Nm	0.5

* ensures safe contacting without current interruption by pollution layer

Bottom-fitting auxiliary contacts for S200 MCBs series

Description	Bbn 4016779	Order details		Price 1 piece	Weight 1 piece	Pack unit
	EAN	Type code	Order code			
1 NC	64551 5	S 2C-H01	2CDS 200 970 R0001		0.01	1
1 NO	64552 2	S 2C-H10	2CDS 200 970 R0002		0.01	1

packing unit 15 parts

Description	Bbn 4016779	Order details		Price 1 piece	Weight 1 piece	Pack unit
	EAN	Type code	Order code			
1 NC	64677 2	S 2C-H01 15x	2CDS 200 970 R0011		0.01	15
1 NO	64681 9	S 2C-H10 15x	2CDS 200 970 R0012		0.01	15

Auxiliary contact bridge for bottom-fitting auxiliary contacts

Wire jumper for integrated auxiliary contacts S2C-H01/S2C-H10 for series connections (HKB) or parallel connections (HKB1).

Description	Bbn 8012542	Order details		Price 1 piece	Weight 1 piece	Pack unit
	EAN	Type code	Order code			
1/2 mod.	523134	HKB	GH V036 0504 R0100		0.001	1000
1 mod.	524209	HKB 1	GH V036 0504 R0101		0.001	1000

Utilization category / contact capacity

S2C-H6R, S2C-S/H6R					
AC14	U _e	V	400 V	230 V	
	I _e	A	1 A	2 A	
DC12	U _e	V	220 V	110 V	
	I _e	A	1 A	1.5 A	
DC13	U _e	V	60 V	24 V	
	I _e	A	2 A	4 A	

Auxiliary elements for S 200 series



4

Shunt trip for S 200 MCBs								
S2C-A1								
Rated voltage	AC	V	12...60 V AC					
	DC	V	12...60 V DC					
Max release duration		ms	<10 ms					
Min. release voltage	AC	V	7 V AC					
	DC	V	10 V DC					
Consumption on release	U _b	V	12 V DC	12 V AC	24 V DC	24 V AC	60 V DC	60 V AC
	I _b max	A	2.2 A	2.5 A	4.5 A	5 A	14 A	8.8 A
Coil resistance		Ω	3.7 Ω					
Terminals		mm ²	16 mm ²					
Tightening torque		Nm	2.5 Nm					
Dimensions (H x D x W)		mm	85 x 69 x 17.5 mm					
S2C-A2								
Rated voltage	AC	V	110...415 V AC					
	DC	V	110...250 V DC					
Max release duration		ms	<10 ms					
Min. release voltage	AC	V	55 V AC					
	DC	V	80 V DC					
Consumption on release	U _b	V	110 V DC	110 V AC	220 V DC	230 V AC	415 V AC	
	I _b max	A	0.35 A	0.5 A	1.1 A	1.0 A	2.7 A	
Coil resistance		Ω	225 Ω					
Terminals		mm ²	16 mm ²					
Tightening torque		Nm	2.5 Nm					
Dimensions (H x D x W)		mm	85 x 69 x 17.5 mm					

Shunt trips

Function: remote opening of the device when a voltage is applied.

Rated voltage	Bbn	Order details		Price 1 piece	Weight 1 piece	Pack unit
	4016779	Type code	Order code			
	EAN				kg	pc.
AC/DC 12...60 V	570992	S2C-A1	2CDS200909R0001		0.15	1
AC 110...415 V/DC110...250 V	571005	S2C-A2	2CDS200909R0002		0.15	1

Motor operating and autoreclosing devices for S 200 P series



S2C-CM

2CSC00248R0201

Motor operating devices

		S2C-CM	
Supply	V	12 ... 30 V AC +10% - 15% (50-60Hz); 12 ... 48 V DC +10% - 15%	
Power consumption during the operation	12 V AC	VA	< 15 VA
	24 V AC	VA	< 22 VA
	30 V AC	VA	< 25 VA
	12 ... 48 V DC	VA	< 20 VA
Power consumption at rest	VA	< 1.5 VA	
Make-time at ambient temperature	sec	< 1 sec	
Opening time at ambient temperature	sec	< 0.5 sec	
Number of operations		< 20,000	
Operating temperature	°C	- 25 ... + 55 °C	
Cables length of control circuit	m	< 1500 m	
Cables cross-section	mm ²	< 2.5 mm ²	
Signal contact (terminals 3 - 4 - 5) Current carrying capacity		1NA + 1NC (change-over contact) 5 A (250 V AC) (inductive-ohmic load)	
Auxiliary contact (terminals 6 - 7 - 8) Current carrying capacity		1NA + 1NC (change-over contact) 3 A (250 V AC) (inductive-ohmic load)	
Remote control*		By means of dry contacts	
Remote control terminals		Terminal 9 = make contact; Terminal 10 = opening contact Terminal 11 = common reference for control contacts, +5 V DC (supplied by the motor operating device)	

* Note: In case of the device opening due to a fault, please wait 8 seconds before attempting to reclose the motor operator.

Motor operating devices

Function: S2C-CM allows the remote control (opening or closing) of the coupled device.

Number of poles of S 200 P MCB	Bbn 8012542	Order details		Price 1 piece	Weight 1 piece	Pack unit
	EAN	Type code	Order code			
1	026259	S2C-CM1	2CSS201997R0013		0.166	1
2 and 3	026358	S2C-CM2/3	2CSS203997R0013		0.166	1
4	026457	S2C-CM4	2CSS204997R0013		0.166	1

Busbars and accessories for MCBs S 200 series

PS busbars

Short description

ABB busbar systems enable the safe and economic cross connection of MCBs, RCCBs and RCBOs.

For a correct busbar selection the following points need to be considered:

- MCB terminal type (Twin terminal or cage terminal)
- Number of poles (1, 2, 3, 4, 1+N or 3+N)
- Device type (MCB, RCCB or RCBO)
- Combinations (e.g. RCCB + MCB or RCCB 3+N + RCCB 1+N)
- Use of side mounted auxiliary elements on MCB *)
- Busbar diameter (for current carrying capacity calculation)
- Number of modules (choice of standard busbar or busbar for cutting)

4

Coding of PS busbars

	PS	<input type="text"/>	/	<input type="text"/>	<input type="text"/>	/	<input type="text"/>	<input type="text"/>	<input type="text"/>	<input type="text"/>	<input type="text"/>	<input type="text"/>
		1		2	3		4	5		6	7	7
Phases												
1 phase		1										
2 phases		2										
3 phases		3										
4 phases		4										
Number of pins												
Diameter												
10 mm ²							-	-				
6 mm ²							6	-				
16 mm ²							1	6				
30 mm ²							3	0				
Application												
Cross connection of RCCB and MCB (4th pin removed for RCCB 3+N)										F	I	
Use of neutral conductor (phase sequence e.g. L1-N-L2-N-L3-N-L1...)								N				
Space for 1 side mounted auxiliary contact								H				
Space for 2 side mounted auxiliary contacts										H	2	
Pins for breaking off												A
Cross connection of devices 3P+N + 1P+N (phase sequence L1-L2-L3-N-L1-N-L2-N-L1-N-...)										N	N	
Busbars for IT networks										I	T	
Note: Combinations of above applications are possible												

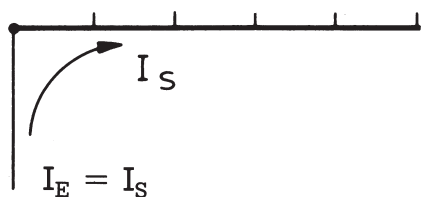
*) only right side mounted auxiliary elements and bottom fixed auxiliary contacts can be considered for busbar connection

Busbars and accessories for MCBs S 200 series

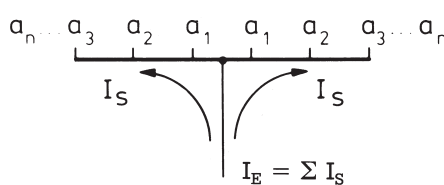
PS busbars technical features

		Busbars PS			
Suitable for		MCB: S200MT and S200P			
Electrical Data	Standards	for IEC applications DIN EN 60947-1 VDE 0660 Part 100 = IEC 60947-1:2004			
	Approvals	—			
	Rated voltage Ue	1P, 2P, 3P, 4P: 690 V AC, 690 V DC			
	Rated frequency	Hz	50 / 60 Hz, DC		
	Current carrying capacity / Phase (35°C ambient temperature)	A	10 mm ²	16 mm ²	30 mm ²
			End feeding ①	63 A	80 A
Non-end feeding ①			100 A	130 A	160 A
Short-circuit withstand capacity	kA	25 kA in series with fuse NH3 355 A gG 500 V			
Mechanical Data	Housing	light grey, RAL 7035			
	Environmental conditions acc. to	DIN EN 60068			
	Overvoltage category	III			
	Pollution degree	2			
Installation	Cross-Section Busbar	10 mm ² , 16 mm ² , 30 mm ²			
	Mounting position	optional			
	Supply	Feed on terminal of the device (supply side optional) or use of feeder terminal range AST; SZ-ESK			
Accessories	Shock-protection caps	BSK, SZ-BSK			
	Feeder terminals	range AST, SZ-ESK			
	End caps	range END, PS-END, PSB-END			
		Feeder Terminals AST, SZ-ESK			
Electrical Data	Max. operating voltage	V	690 V AC, 690 V DC		
	Current carrying capacity / phase	A	see below ①		
	Cross-Section	mm ²	SZ-ESK	6 - 35 mm ²	100 A
				6 - 50 mm ²	125 A
		AST	6 - 25 mm ²	80 A	
			6 - 50 mm ²	125 A	
Instruction of installation		When cutting the busbar, ensure that the insulation profile exceeds the copper bar by approx. 10 mm on each side. Shock protection only with mounted end caps ensured. For DC applications the required increased clearance and creepage distances needs to be ensured.			

① In case of feed in from the middle of the busbar it needs to be ensured, that the sum of junction currents per side must not exceed the max busbar current I_S/phase. Irrespective of the current carrying capacity (I_L) of the busbar, the max. rated current of the devices terminal may not be exceeded.




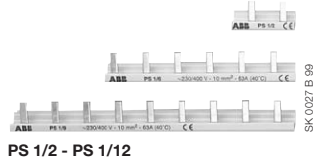
Feed in from the end of the busbar



Feed in from the middle of the busbar

Busbars and accessories for MCBs S 200 series

PS busbars



Pre-assembled busbars (not to be cut)

1-phase busbars, pin distance 17.6 mm, end caps PS-END 0

No. of pins	Phases	mm ²	Cu-No.	Bbn	Order details		Price 1 piece	Weight 1 piece	Pack unit
			kg	4016779	Type code	Order code			
2	1	10	0.01	463003	PS1/2	2CDL 210 001 R1002		0.01	180
3	1	10	0.03	514651	PS1/3	2CDL 210 001 R1003		0.03	120
4	1	10	0.03	648233	PS1/4	2CDL 210 001 R1004		0.03	100
6	1	10	0.03	463102	PS1/6	2CDL 210 001 R1006		0.03	60
9	1	10	0.04	463201	PS1/9	2CDL 210 001 R1009		0.04	30
12	1	10	0.05	463300	PS1/12	2CDL 210 001 R1012		0.05	30
12	1	10a	0.05	682985	PS1/12A ②	2CDL 210 010 R1012		0.05	30

3-phase busbars, pin distance 17.6 mm

No. of pins	Phases	mm ²	Cu-No.	Bbn	Order details		Price 1 piece	Weight 1 piece	Pack unit
			kg	4016779	Type code	Order code			
6	3	10	0.04	463409	PS3/6	2CDL 231 001 R1006		0.04	60
9	3	10	0.07	463508	PS3/9	2CDL 231 001 R1009		0.07	30
12	3	10	0.10	463607	PS3/12	2CDL 231 001 R1012		0.10	30
12	3	10	0.10	463706	PS3/12FI *	2CDL 231 002 R1012		0.09	50

* phase sequence: L1, L2, L3, free, L2, L3, L1, ...

Busbars suitable for cutting

1-phase busbars, pin distance 17.6 mm, end caps PS-END 0

No. of pins	Phases	mm ²	Cu-No.	Bbn	Order details		Price 1 piece	Weight 1 piece	Pack unit
			kg	4016779	Type code	Order code			
60	1	10	0.26	514668	PS1/60	2CDL 210 001 R1060		0.26	20
60	1	10	0.26	682992	PS1/60A ②	2CDL 210 010 R1060		0.28	50
60	1	16	0.41	516655	PS1/60/16	2CDL 210 001 R1660		0.41	20
60	1	16	0.41	683005	PS1/60/16A ②	2CDL 210 010 R1660		0.39	50
5	1	30	0.04	653244	PS1/5/30 ①	2CDL 210 001 R3005		0.04	100
10	1	30	0.09	653268	PS1/10/30 ①	2CDL 210 001 R3010		0.09	100
11	1	30	0.09	653275	PS1/11/30 ①	2CDL 210 001 R3011		0.10	100
14	1	30	0.120	653282	PS1/14/30 ①	2CDL 210 001 R3014		0.120	50
15	1	30	0.130	653299	PS1/15/30 ①	2CDL 210 001 R3015		0.130	50
18	1	30	0.150	653305	PS1/18/30 ①	2CDL 210 001 R3018		0.150	50
19	1	30	0.160	653312	PS1/19/30 ①	2CDL 210 001 R3019		0.160	50
60	1	30	0.520	653596	PS1/60/30	2CDL 210 001 R3060		0.520	20

1-phase busbars, connection of 1-pole devices with auxiliary, end caps PS-END 0

No. of pins	Phases	mm ²	Cu-No.	Bbn	Order details		Price 1 piece	Weight 1 piece	Pack unit
			kg	4016779	Type code	Order code			
38	1	10	0.27	586139	PS1/38H	2CDL 210 001 R1038		0.27	30
38	1	16	0.45	586146	PS1/38/16H	2CDL 210 001 R1638		0.45	30

① inclusive of end caps

② pre-cut pins

1-phase busbars, connection of neutral (blue insulation), end caps END 1.1

No. of pins	Phases	mm ²	Cu-No.	Bbn 4016779	Order details		Price 1 piece	Weight 1 piece	Pack unit
			kg	EAN	Type code	Order code			
28	1	10	0.24	629546	PS1/28N	2CDL 210 001 R1028		0.14	50
28	1	16	0.32	629560	PS1/28/16N	2CDL 210 001 R1628		0.20	50
57	1	10	0.24	579728	PS1/57NA ②	2CDL 210 011 R1057		0.14	50
57	1	10	0.24	629539	PS1/57N	2CDL 210 001 R1057		0.14	50
57	1	16	0.32	579735	PS1/57/16NA ②	2CDL 210 011 R1657		0.20	50
57	1	16	0.32	629553	PS1/57/16N	2CDL 210 001 R1657		0.20	50

1-phase busbars, connection of auxiliaries, end caps END 1.1 except PS 1/57/6

No. of pins	Phases	mm ²	Cu-No.	Bbn 4016779	Order details		Price 1 piece	Weight 1 piece	Pack unit
			kg	EAN	Type code	Order code			
23	1	6	0.16	584739	PS1/23/6	2CDL 210 005 R0623		0.09	50
29	1	6	0.14	580823	PS1/29/6	2CDL 210 005 R0629		0.10	50
38	1	6	0.14	580816	PS1/38/6	2CDL 210 005 R0638		0.09	50
57	1	6	0.11	585309	PS1/57/6	2CDL 210 005 R0657		0.08	50

1-phase busbars, connection of hand operated neutral S2C-Nt (blue insulation), end caps END 1.1

No. of pins	Phases	mm ²	Cu-No.	Bbn 4016779	Order details		Price 1 piece	Weight 1 piece	Pack unit
			kg	EAN	Type code	Order code			
38	1	10	0.410	655361	PS1/38 NT	2CDL 210 002 R1038			10

2-phase busbars, pin distance 17.6 mm, end caps PS-END

No. of pins	Phases	mm ²	Cu-No.	Bbn 4016779	Order details		Price 1 piece	Weight 1 piece	Pack unit
			kg	EAN	Type code	Order code			
12	2	10	0.07	556521	PS2/12 ①	2CDL 220 001 R1012		0.08	50
12	2	10	0.07	584616	PS2/12A ①②	2CDL 220 010 R1012		0.08	50
12	2	16	0.11	646918	PS2/12/16	2CDL 220 001 R1612		0.09	50
58	2	10	0.32	556552	PS2/58	2CDL 220 001 R1058		0.36	10
58	2	16	0.55	556569	PS2/58/16	2CDL 220 001 R1658		0.49	10
58	2	16	0.55	584746	PS2/58/16A ②	2CDL 220 010 R1658		0.49	10
58	2	30	1.81	654272	PS2/58/30 ③④	2CDL 220 001 R3058		1.81	10

Note: PS...A is a busbar with removable pin

2-phase busbars, connection of 2-pole devices with auxiliary, end caps PS-END

No. of pins	Phases	mm ²	Cu-No.	Bbn 4016779	Order details		Price 1 piece	Weight 1 piece	Pack unit
			kg	EAN	Type code	Order code			
48	2	10	0.47	556538	PS2/48H	2CDL 220 001 R1048		0.35	10
48	2	16	0.68	556545	PS2/48/16H	2CDL 220 001 R1648		0.48	10
48	2	16	0.68	584630	PS2/48/16HA ②	2CDL 220 012 R1648		0.48	10

① inclusive of end caps

② pre-cut pins

③ use end cap PS-END 3

④ removal of installed MCB not possible

Busbars and accessories for MCBs S 200 series

PS busbars

4

3-phase busbars, pin distance 17.6 mm, end caps PS-END									
No. of pins	Phases	mm ²	Cu-No.	Bbn 4016779	Order details		Price 1 piece	Weight 1 piece	Pack unit
			kg	EAN	Type code	Order code			
11	3	10	0.10	649926	PS3/11 ①	2CDL 230 001 R1011		0.08	50
12	3	10	0.09	576116	PS3/12 ①	2CDL 230 001 R1012		0.09	50
12	3	10	0.09	584647	PS3/12A ①②	2CDL 230 010 R1012		0.09	50
12	3	16	0.16	562805	PS3/12/16①	2CDL 230 001 R1612		0.12	50
60	3	10	0.51	514699	PS3/60	2CDL 230 001 R1060		0.47	10
60	3	10	0.51	563758	PS3/60A ②	2CDL 230 010 R1060		0.47	10
60	3	16	0.76	514705	PS3/60/16	2CDL 230 001 R1660		0.65	10
60	3	16	0.76	563765	PS3/60/16A ②	2CDL 230 010 R1660		0.65	10
60	3	30	2.65	654289	PS3/60/30 ③⑤	2CDL 230 001 R3060		2.65	10

3-phase busbars, connection of 1-pole devices with auxiliary, end caps PS-END									
No. of pins	Phases	mm ²	Cu-No.	Bbn 4016779	Order details		Price 1 piece	Weight 1 piece	Pack unit
			kg	EAN	Type code	Order code			
39	3	10	0.51	556590	PS3/39H	2CDL 230 001 R1039		0.43	10
39	3	16	0.76	556606	PS3/39/16H	2CDL 230 001 R1639		0.60	10

3-phase busbars, connection of 2-pole devices (Phase+N) with auxiliary, end caps PS-END									
No. of pins	Phases	mm ²	Cu-No.	Bbn 4016779	Order details		Price 1 piece	Weight 1 piece	Pack unit
			kg	EAN	Type code	Order code			
24	3	10	0.80	556576	PS3/24H	2CDL 230 001 R1024		0.41	10

3-phase busbars, connection of 2-pole devices (Phase+Phase) with auxiliary, end caps PS-END									
No. of pins	Phases	mm ²	Cu-No.	Bbn 4016779	Order details		Price 1 piece	Weight 1 piece	Pack unit
			kg	EAN	Type code	Order code			
46	3	16	0.98	662109	PS3/46/16H-IT	2CDL 230 001 R1646		0.98	10

3-phase busbars, connection of 3-pole devices with auxiliary, end caps PS-END									
No. of pins	Phases	mm ²	Cu-No.	Bbn 4016779	Order details		Price 1 piece	Weight 1 piece	Pack unit
			kg	EAN	Type code	Order code			
48	3	10	0.51	556613	PS3/48H	2CDL 230 001 R1048		0.43	10
48	3	16	0.76	556644	PS3/48/16H	2CDL 230 001 R1648		0.60	10
48	3	16	0.76	584654	PS3/48/16HA ②	2CDL 230 012 R1648		0.60	10

3-phase busbars, connection of 1+N or RCBOs, end caps PS-END									
No. of pins	Phases	mm ²	Cu-No.	Bbn 4016779	Order details		Price 1 piece	Weight 1 piece	Pack unit
			kg	EAN	Type code	Order code			
30	3	10	0.50	556583	PS3/30	2CDL 230 001 R1030		0.42	10

- ① inclusive of end caps
- ② pre-cut pins
- ③ use end cap PS-END 3
- ④ use end cap PS-END 3.1
- ⑤ removal of installed MCB not possible

3-phase busbars, N of the RCD omitted, end caps PS-END

No. of pins	Phases	mm ²	Cu-No.	Bbn 4016779	Order details		Price 1 piece	Weight 1 piece	Pack unit
			kg	EAN	Type code	Order code			
9	3	10	0.10	517515	PS3/9FI ①	2CDL 230 002 R1009		0.06	50
10	3	10	0.10	517522	PS3/10FI ①	2CDL 230 002 R1010		0.07	50
12	3	10	0.11	571074	PS3/12FI ①	2CDL 230 002 R1012		0.09	50
57	3	10	0.55	556651	PS3/57FI	2CDL 230 002 R1057		0.46	10

3-phase busbars, N of the RCD omitted, with auxiliary at RCD end caps PS-END

No. of pins	Phases	mm ²	Cu-No.	Bbn 4016779	Order details		Price 1 piece	Weight 1 piece	Pack unit
			kg	EAN	Type code	Order code			
12	3	10	0.11	571081	PS3/12FIH ①	2CDL 230 003 R1012		0.09	50

4-phase busbars, pin distance 17.6 mm, end caps PS-END 1

No. of pins	Phases	mm ²	Cu-No.	Bbn 4016779	Order details		Price 1 piece	Weight 1 piece	Pack unit
			kg	EAN	Type code	Order code			
12	4	10	0.12	656054	PS4/12 ①	2CDL 240 101 R1012		0.11	30
12	4	10	0.12	656061	PS4/12A ①②	2CDL 240 110 R1012		0.11	30
12	4	16	0.24	656078	PS4/12/16 ①	2CDL 240 101 R1612		0.16	30
60	4	10	0.80	656085	PS4/60	2CDL 240 101 R1060		0.64	10
60	4	16	1.21	656092	PS4/60/16	2CDL 240 101 R1660		0.89	10
60	4	16	1.21	656108	PS4/60/16A ②	2CDL 240 110 R1660		0.89	10
60	4	30	3.37	654296	PS4/60/30 ④⑤	2CDL 240 001 R3060		3.37	10

Note: PS...A is a busbar with removable pin

4-phase busbars, connection of 4-pole devices with auxiliary, end caps PS-END 1

No. of pins	Phases	mm ²	Cu-No.	Bbn 4016779	Order details		Price 1 piece	Weight 1 piece	Pack unit
			kg	EAN	Type code	Order code			
52	4	16	1.30	656115	PS4/52/16H	2CDL 240 101 R1652		0.78	10
52	4	16	1.30	656122	PS4/52/16HA ②	2CDL 240 212 R1652		0.78	10

4-phase busbars, connection of 1+N or RCBOs, end caps PS-END 1

No. of pins	Phases	mm ²	Cu-No.	Bbn 4016779	Order details		Price 1 piece	Weight 1 piece	Pack unit
			kg	EAN	Type code	Order code			
12	4	10	0.14	656139	PS4/12NA ①②	2CDL 240 213 R1012		0.10	30
58	4	10	0.80	656146	PS4/58N	2CDL 240 101 R1058		0.59	10
58	4	16	1.21	656153	PS4/58/16N	2CDL 240 101 R1658		0.77	10
58	4	16	1.21	656221	PS4/58/16NA ②	2CDL 240 213 R1658		0.77	10

- ① inclusive of end caps
- ② pre-cut pins
- ③ use end cap PS-END 3
- ④ use end cap PS-END 3.1
- ⑤ removal of installed MCB not possible

Busbars and accessories for MCBs S 200 series

PS busbars

4-phase busbars, connection of 1+N or RCBOs with auxiliary, end caps PS-END 1									
No. of pins	Phases	mm ²	Cu-No.	Bbn 4016779	Order details		Price 1 piece	Weight 1 piece	Pack unit
			kg	EAN	Type code	Order code			
48	4	16	1.48	656160	PS4/48/16NHA ①	2CDL 240 114 R1648		0.76	10

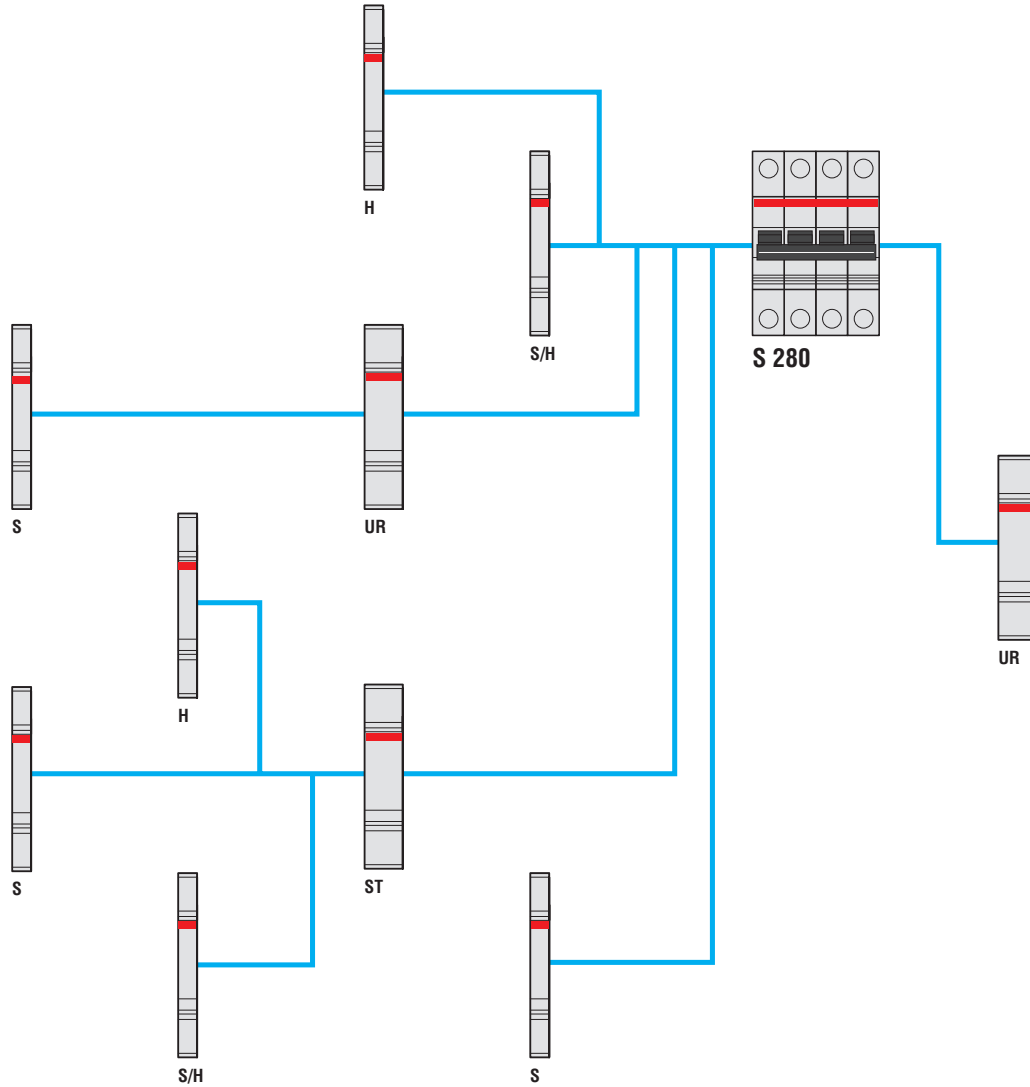
4-phase busbars, connection of 4-pole RCD with 1+N , end caps PS-END 1									
No. of pins	Phases	mm ²	Cu-No.	Bbn 4016779	Order details		Price 1 piece	Weight 1 piece	Pack unit
			kg	EAN	Type code	Order code			
58	4	10	0.80	656177	PS4/58NNA ①	2CDL 240 110 R1058		0.58	10
58	4	16	1.21	656184	PS4/58/16NNA ①	2CDL 240 110 R1658		0.80	10

① pre-cut pins

Auxiliary elements for MCBs S 280 UC series

Selection table

Combination between auxiliary elements and S 280 UC



2CDC002053D0204

H	Auxiliary contact
S	Signal contact
UR	Undervoltage release
ST	Shunt trip

Auxiliary elements for MCBs S 280 UC series

Technical features

4

Shunt trips

		S2-A1		S2-A2		
Rated voltage	V AC	12 - 60 V AC		110 - 415 V AC		
	V DC	12 - 60 V DC		110 - 250 V DC		
Max. release duration	ms	<10 ms		<10 ms		
Min. release voltage	V AC	7 V AC		55 V AC		
	V DC	10 V DC		80 V DC		
Consumption on release	12 V AC	VA	35 VA			
	12 V DC	VA	30 VA			
	24 V AC	VA	140 VA			
	24 V DC	VA	100 VA			
	48 V AC	VA	600 VA			
	48 V DC	VA	330 VA			
	110 V AC	VA			40 VA	
	110 V DC	VA			40 VA	
	220 V AC	VA			180 VA	
	220 V DC	VA			170 VA	
Coil resistance	Ω	3.7 Ω		225 Ω		
Terminals	mm ²	25 mm ²		25 mm ²		
Tightening torque	Nm	2 Nm		2 Nm		
Dimens.(WxDxH)	mm	17.5x68x90 mm		17.5x68x90 mm		

Undervoltage releases

		S2-UA 12	S2-UA 24	S2-UA 48	S2-UA 110	S2-UA 220	S2-UA 380
Standards		VDE0660 part I - IEC EN 60947.1					
Rated voltage	V AC	-	24 V AC	48 V AC	110 V AC	220-240 V AC	380 V AC
	V DC	12 V DC	24 V DC	-	110 V DC	220-240 V DC	380 V DC
Frequency	Hz	50...60 Hz					
Release trip	V	0.35 U _n ≤ V ≤ 0.7 U _n					
Terminals	mm ²	2 x 1.5 mm ²					
Consumption	mA	10 mA					
Resistance to corrosion	°C/RH	const. climatic cond.: 23/83-40/93-55/20 °C/RH; var. climatic cond.: 25/95-40/93 °C/RH					
Protection degree		IP20					
Tightening torque	Nm	0.4 Nm					
Dimensions (WxDxH)	mm	17.5x68x90 mm					

Auxiliary and signal contacts

		S2-H11 I S2-H11 X	S2-H20 I S2-H20 X	S2-H02 I S2-H02 X	S2-H21	S2-H12	S2-H30	S2-H03
Description		1NO+1NC	2NO	2NC	2NO+1NC	1NO+2NC	3NO	3NC
Alternating current	$U_e [V] / I_e [A]$	240 V/6 A, 415 V/2 A						
Direct current	$U_e [V] / I_e [A]$	24 V/4 A, 60 V/2 A, 110 V/1.5 A, 250 V/1 A						
Min. operating voltage	V	12 V AC - 12 V DC						
Min. operating current	mA	12 mA						
Terminals	mm ²	up to 2x1.5 mm ²						
Dielectric strength	kV	3 kV						
Resistance to short-circuit at 240 V AC	A	1000 A (protected with S 2 breaker characteristic K - 6 A)						
Impulse voltage withstand capacity	kV	4 kV						
Tightening torque	Nm	0.7 Nm						
Dimensions (WxDxH)	mm	8.75x68x90 mm						

Auxiliary and signal contacts

		S2-S	S2-SH
Description		1 change over	2 change over
Alternating current	$U_e [V] / I_e [A]$	240 V/6 A, 415 V/2 A	
Direct current	$U_e [V] / I_e [A]$	250 V/0.5 A, 110 V/1 A, 60 V/1 A, 24 V/4 A	
Min. operating voltage	V	12 V AC - 12 V DC	
Min. operating current	mA	12 mA	
Terminals	mm ²	up to 2x1.5 mm ²	
Dielectric strength	kV	3 kV	
Resistance to short-circuit at 240 V AC	A	1000 A (protected with S 2 breaker characteristic K - 6 A)	
Impulse voltage withstand capacity	kV	4 kV	
Tightening torque	Nm	0.7 Nm	
Dimensions (WxDxH)	mm	8.75x68x90 mm	

Auxiliary elements for MCB S 280 UC series



2CSC400495F0201

Shunt trips

Function: remote opening of the device when a voltage is applied

	Bbn 4012233	Order details		Price 1 piece	Weight 1 piece	Pack unit
	EAN	Type code	Order code		kg	pc.
12-60 VAC/VDC shunt trip	42930 1	S2-A1	GH S280 1909 R0001		0.145	1
110-415 VAC and 110-250 VDC shunt trip	42940 0	S2-A2	GH S280 1909 R0002		0.145	1

Auxiliary contacts

Function: indication of the position of the device's contacts

Signal contacts

Function: indication of the position of the device's contacts only after the automatic release of the MCBs and RCBOs due to an overload or a short-circuit

	Bbn 4012233	Order details		Price 1 piece	Weight 1 piece	Pack unit
	EAN	Type code	Order code		kg	pc.
Auxiliary contact 1 NO + 1 NC (1/2 module)	61500 1	S2-H11	GH S270 1916 R0001		0.04	1
Auxiliary contact 2 NO (1/2 module)	61510 0	S2-H20	GH S270 1916 R0002		0.04	1
Auxiliary contact 2 NC (1/2 module)	61520 9	S2-H02	GH S270 1916 R0003		0.04	1
Auxiliary contact 1 NO + 1 NC (1/2 module) with Faston connections	61530 8	S2-H11X	GH S270 1917 R0001		0.04	1
Auxiliary contact 2 NO (1/2 module) with Faston connections	61540 7	S2-H20X	GH S270 1917 R0002		0.04	1
Auxiliary contact 2 NC (1/2 module) with Faston connections	61550 6	S2-H02X	GH S270 1917 R0003		0.04	1
Auxiliary contact 2 NO + 1 NC (1/2 module)	01370 3*	S2-H21	GH S270 1936 R0001		0.05	1
Auxiliary contact 1 NO + 2 NC (1/2 module)	01380 2 *	S2-H12	GH S270 1936 R0002		1	
Auxiliary contact 3 NO (1/2 module)	01390 1*	S2-H30	GH S270 1936 R0003		0.05	1
Auxiliary contact 3 NC (1/2 module)	01400 7*	S2-H03	GH S270 1936 R0004		0.05	1
Signal contact (1/2 module)	12770 7*	S2-S	GH S280 1902 R0008		0.07	1
Signal contact + Auxiliary contact (1/2 module)	42900 4	S2-S/H	GH S280 1901 R0008		0.05	1

* Bbn 4016779



2CSC400497F0201



2CSC400498F0201



2CSC400499F0201



Undervoltage releases

Function: protection of the load in the event of a voltage drop (between 70% and 35% of its rated value); positive safety (device's tripping when the voltage is disconnected) emergency stop by means of a button.

Rated voltage*	Bbn 4012233	Order details		Price 1 piece	Weight 1 piece	Pack unit
V AC, V DC	EAN	Type code	Order code		kg	pc.
12V DC	42970 7	S2-UA 12	GH S280 1911 R0001		0.09	1
24V AC/DC	42980 6	S2-UA 24	GH S280 1911 R0002		0.09	1
48V AC/DC	79360 0	S2-UA 48	GH S280 1911 R0003		0.09	1
110V AC/DC	43000 0	S2-UA 110	GH S280 1911 R0004		0.09	1
220V AC/DC	43010 9	S2-UA 220	GH S280 1911 R0005		0.09	1
380V AC	79370 9	S2-UA 380	GH S280 1911 R0006		0.09	1

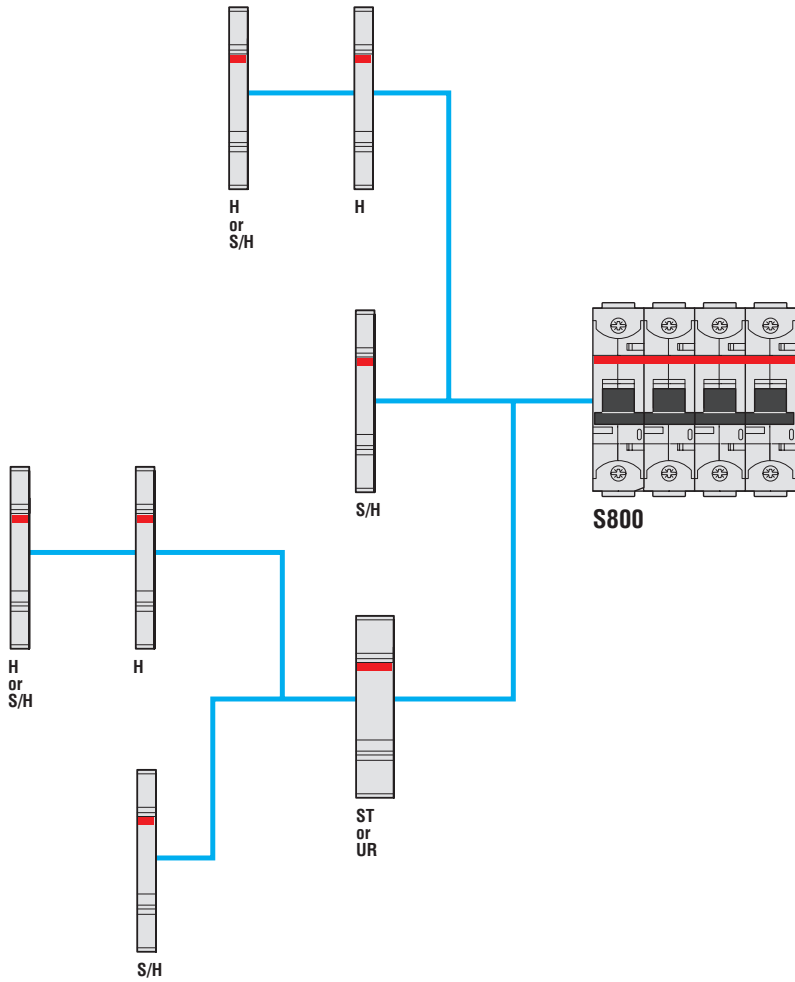
* 1 module

Auxiliary elements for MCBs S800 S series

Selection table

Combination between auxiliary elements and S800 S

4



H	Auxiliary contact
S/H	Signal/Auxiliary contact
UR	Undervoltage release
ST	Shunt trip

Auxiliary elements for S800 S

Remote switch unit S800-RSU-H

Operating voltage	[V]	24 DC
Current consumption I_{rms}	[A]	2,5
Stand-by current	[mA]	< 50
Switching time OFF-ON	[ms]	< 500
Switching time ON-OFF	[ms]	< 250
Ambient operation temperature	[°C]	-25...+70
Switching cycles over lifetime		10000
Standard		IEC 60947-2 Annex N
Protection		IP20
Weight	[g]	300
Connection		10 pole Micro Fit 3,0

Short circuit limiter S803S-SCL

Max. rated continuous current I_n	[A]	32, 63, 125
Poles		3
Rated operating voltage U_e (AC) 50/60Hz	[V]	400/690
Rated insulation voltage U_i	[V]	690
Rated impulse withstand voltage U_{imp}	[kV]	8
Ultimate short-circuit breaking capacity I_{cu} in accordance with IEC 60947-2	400VAC [kA]	100
	440VAC [kA]	100
	690VAC [kA]	50
Valid combination see: http://www.abb.com/product Low Voltage Products and Systems/Modular DIN-Rail Products/High Performance Circuit Breakers HPCBs/Software		
Service short-circuit breaking capacity I_{cs} in accordance with IEC 60947-2		100% I_{cu}
Rated frequency	[Hz]	50/60
Mounting position		any
Disconnecter properties according to IEC 60947-2		yes
Standard		IEC 60947-2
Connection Cu	[mm ²]	1...25 strand 1...35 cable
Connection Cu > 32 A	[mm ²]	6...50 strand 6...70 cable
Tightening torque	[Nm]	min. 3/max. 4
Supply		any
Mounting on DIN top hat rail		EN 60715
Permissible ambient temperature for operations	[°C]	-25...+60
Storage temperature	[°C]	-40...+70
Type of protection		IP20 IP40 (only actuation side)
Classification in accordance with NF-16-101, NF16-102		3F2
Resistance to vibration		IEC 60068-2-27; IEC 60068-2; EN 61373 Cat.1/class B

Auxiliary elements for S800 S

Rated current I_n	Internal resistance R_i	Power loss P_v
[A]	[mΩ]	[W]
32	1.7	1.7
63	1.0	4.0
125	0.6	9.4

Auxiliary contact S800-AUX

Utilization category		AC15 400/2A AC15 240/6A DC13 250/0.55A DC13 125V/1.1A DC13 60V/2A DC13 24V/4A
Continuous thermal current I_n	[A]	6
Rated insulation voltage U_i	[V]	690
Number of contacts		2
Rated impulse withstand voltage U_{imp}	[kV]	6
Pollution degree		3
Function of contact		Changeover contacts
Connection Cu	[mm ²]	1 x 2.5 2 x 1.5
Tightening torque	[Nm]	1
AC/DC supply		any
Mounting on DIN top hat rail		EN 60715
Type of protection		IP20
Permissible ambient temperature for operations	[°C]	-25...+60
Storage temperature	[°C]	-40...+70
Mech. device service life		6000 switching cycles
I_{cu} with S450E	[A]	1000
Resistance to vibration		IEC 60068-2-6; EN 61373 Cat.1/class B 5g, 20 frequency cycle 5...150...5Hz at 24V AC/DC, 5mA brief interrupt <10ms

Combined auxiliary and signal contact S800 AUX/ALT

Utilization category		AC15 400/2A AC15 240/6A DC13 250/0.55A DC13 125V/1.1A DC13 60V/2A DC13 24V/4A
Continuous thermal current I_n	[A]	6
Rated insulation voltage U_i	[kV]	690
Number of contacts		2 (1x AUX, 1 x AUX/ALT)
Rated impulse withstand voltage U_{imp}	[kV]	6
Pollution degree		3
Function of contact		Changeover contacts
Connection Cu	[mm ²]	1 x 2.5 2 x 1.5
Tightening torque	[Nm]	1
AC/DC supply		any
Mounting on DIN top hat rail		EN 60715
Type of protection		IP20
Permissible ambient temperature for operations	[°C]	-25...+60
Storage temperature	[°C]	-40...+70
Mech. device service life		6000 switching cycles
I_{cu} with S450E	[A]	1000
Resistance to vibration		IEC 60068-2; EN 61373 Cat.1/class B 5g, 20 frequency cycle 5...150...5Hz at 24V AC/DC, 5mA brief interrupt <10ms

Auxiliary elements for S800 S

Shunt Operation Release S800-SOR

		S800-SOR24	S800-SOR130	S800-SOR250	S800-SOR400
Rated voltage U_e	[V AC/DC]	24	48...130	110...250	220...400/250 a
Operating range	[%] U_e	70...110			
Rated insulation voltage U_i	[V]	690			
Coil pull in consumption	[W/VA]	1.6/17 a	41.9...307.3 42...310 ①	23...119 20...105 ①	45...148.1
Rated frequency	[Hz]	DC; 50/60			
Pollution degree		3			
Connection Cu	[mm ²]	1...25 strand 1...35 cable			
Tightening torque	[Nm]	min.3/ max.4			
AC/DC supply		any			
DIN top hat rail		EN 60715			
Type of protection		IP20 IP40 (only actuation side)			
Permissible ambient temperature of operations	[°C]	-25...+60			
Storage temperature	[°C]	-40...+70			
Resistance to vibration		IEC 60068-2-6; EN61373 Cat.1/class B			

① according to UL 489

Undervoltage Release S800-UVR

		S800-UVR36	S800-UVR60	S800-UVR130	S800-UVR250
Rated voltage U_e	[V AC/DC]	24...36	48...60	110...130	220...250
Operating range	Operating opening	[%] U_e	35...70		
	Operating closing	[%] U_e	85		
Rated insulation voltage U_i	[V]	690			
Coil pull in consumption	[W/VA]	1.1...1.14/1.2	1.14...1.25/1.3 ①	1.3...1.41/1.4 ①	1.71...1.91/1.9 ①
Rated frequency	[Hz]	DC; 50/60			
Pollution degree		3			
Standard		IEC 60947-5-1, UL 489			
Connection Cu	[mm ²]	1...25 strand 1...35 cable			
Tightening torque	[Nm]	min.3/ max.4			
AC/DC supply		any			
DIN top hat rail		EN 60715			
Type of protection		IP20 IP40 (only actuation side)			
Permissible ambient temperature of operations	[°C]	-25...+60			
Storage temperature	[°C]	-40...+70			
Resistance to vibration		IEC 60068-2-6; EN61373 Cat.1/class B			

① according to UL 489

Busbar S803-BB250

Max. rated continuous current I_n	Side supply	[A]	125
	Central supply	[A]	250
Conditional short circuit current I_p		[kA eff]	100 protected by T_{max}
Poles			3
Rated operating voltage U_e (AC) 50/60Hz		[V]	400/690
Rated insulation voltage U_i		[V]	690
Rated impulse withstand voltage U_{imp}		[kV]	8
Rated frequency		[Hz]	50
Standards			EN 60439-2:2000
Material of the bars			E-Cu 58 half-hard rolled F25
Material of the insulation profile			Cycloyl C 3600; UL94 V-0 at 1,5 mm
Material of the end caps			Polyamide PA66+PA6; UL94 V-0 at 0.4mm Free of halogen and phosphorus
Busbar cross-sections		[mm ²]	60
Overtoltage category			III
Pollution degree			2

Busbar Power Connector S803-BBPC120

Max. rated continuous current I_n		[A]	250
Poles			3
Rated operating voltage U_e		[V]	400/690
Rated frequency		[Hz]	50
Standards			EN 60439-2:2000
Material of the terminals			CuZn39Pb2; material no.: 2.0380
Casing material			Polyamide PA66+PA6; UL94 V-0 at 0,4mm Free of halogen and phosphorus
Tightening torque			
At supply end		[Nm]	19
At busbar end		[Nm]	3
Connection cross-section		[mm ²]	1,6...120
Pollution degree			2

Accessories for S800



Auxiliary contact						
Description	Bbn	Order details		Price	Weight	Pack
	7612271			1 piece	1 piece	unit
	EAN	Type code	Order code		kg	pc.
Auxiliary contact	206802	S800-AUX	2CCS800900R0011		0.049	1

4



Combined auxiliary and signal contact						
Description	Bbn	Order details		Price	Weight	Pack
	7612271			1 piece	1 piece	unit
	EAN	Type code	Order code		kg	pc.
Auxiliary/signal contact	206819	S800-AUX/ALT	2CCS800900R0021		0.050	1



Separating neutral						
Description	Bbn	Order details		Price	Weight	Pack
	7612271			1 piece	1 piece	unit
	EAN	Type code	Order code		kg	pc.
Separating neutral 63A	208196	S800-NT	2CCS800900R0061		0.115	1




Shunt operation releases						
Description	Bbn	Order details		Price	Weight	Pack
	7612271			1 piece	1 piece	unit
	EAN	Type code	Order code		kg	pc.
2VAC/DC	212070	S800-SOR12	2CCS800900R0191		0.15	1
24VAC/DC	208318	S800-SOR24	2CCS800900R0191		0.15	1
48...130VAC/DC	208349	S800-SOR130	2CCS800900R0221		0.15	1
110...250VAC/DC	208332	S800-SOR250	2CCS800900R0211		0.15	1
220...400VAC/DC	208356	S800-SOR400	2CCS800900R0231		0.15	1



Under voltage releases						
Description	Bbn	Order details		Price	Weight	Pack
	7612271			1 piece	1 piece	unit
	EAN	Type code	Order code		kg	pc.
24...36VAC/DC	208363	S800-UVR36	2CCS800900R0241		0.15	1
48...60VAC/DC	208370	S800-UVR60	2CCS800900R0251		0.15	1
110...130VAC/DC	208387	S800-UVR130	2CCS800900R0261		0.15	1
220...250VAC/DC	208394	S800-UVR250	2CCS800900R0271		0.15	1



Remote switching unit						
Description	Bbn	Order details		Price	Weight	Pack
	7612271			1 piece	1 piece	unit
	EAN	Type code	Order code		kg	pc.
Remote switching unit	411244	S800-RSU-H	2CCS800900R0501		0.300	1





2CC0413357F0002

Cable and Micro Fit

Description	Bbn 7612271	Order details		Price 1 piece	Weight 1 piece kg	Pack unit pc.
	EAN	Type code	Order code			
S800-RSU cable with plug	412869	S800-RSU-CP	2CCS800900R0541		0.35	1
10-pole Micro Fit 3.0 plug	412845	S800-RSU-P	2CCS800900R0551		0.35	1



2CC0413019F0002

Short-circuit current limiters with cage terminal

Description	Bbn 7612271	Order details		Price 1 piece	Weight 1 piece kg	Pack unit pc.
	EAN	Type code	Order code			
A						
32	208912	S803S-SCL32	2CCS800900R0291		0.735	1
63	208929	S803S-SCL63	2CCS800900R0301		0.735	1
125	208905	S803S-SCL125	2CCS800900R0281		0.735	1



2CC0413020F0001

Short-circuit current limiters with ring terminal cable connection

Description	Bbn 7612271	Order details		Price 1 piece	Weight 1 piece kg	Pack unit pc.
	EAN	Type code	Order code			
A						
32	408916	S803S-SCL32-R	2CCS800900R0332		0.735	1
63	208950	S803S-SCL63-R	2CCS800900R0331		0.735	1
125	208936	S803S-SCL125-R	2CCS800900R0311		0.735	1



2CC0413963F0001

Self-resetting short-circuit limiter IEC version

Description	Bbn 7612271	Order details		Price 1 piece	Weight 1 piece kg	Pack unit pc.
	EAN	Type code	Order code			
A						
32	412012	S801S-SCL32-SR	2CCS801901R0539		0.25	1
63	412036	S801S-SCL63-SR	2CCS801901R0599		0.25	1
100	411992	S801S-SCL100-SR	2CCS801901R0639		0.25	1
32	412074	S802S-SCL32-SR	2CCS801901R0539		0.5	1
63	412098	S802S-SCL63-SR	2CCS801901R0599		0.5	1
100	412050	S802S-SCL100-SR	2CCS801901R0639		0.5	1
32	411930	S803S-SCL32-SR	2CCS803901R0539		0.75	1
63	411947	S803S-SCL63-SR	2CCS803901R0599		0.75	1
100	411954	S803S-SCL100-SR	2CCS803901R0639		0.75	1



2CC0413878F0001

Self-resetting short-circuit limiter World version

Description	Bbn 7612271	Order details		Price 1 piece	Weight 1 piece kg	Pack unit pc.
	EAN	Type code	Order code			
A						
32	412319	S803W-SCL32-SR	2CCS803917R0539		0.75	1
63	412326	S803W-SCL63-SR	2CCS803917R0599		0.75	1
100	412302	S803W-SCL100-SR	2CCS803917R0639		0.75	1



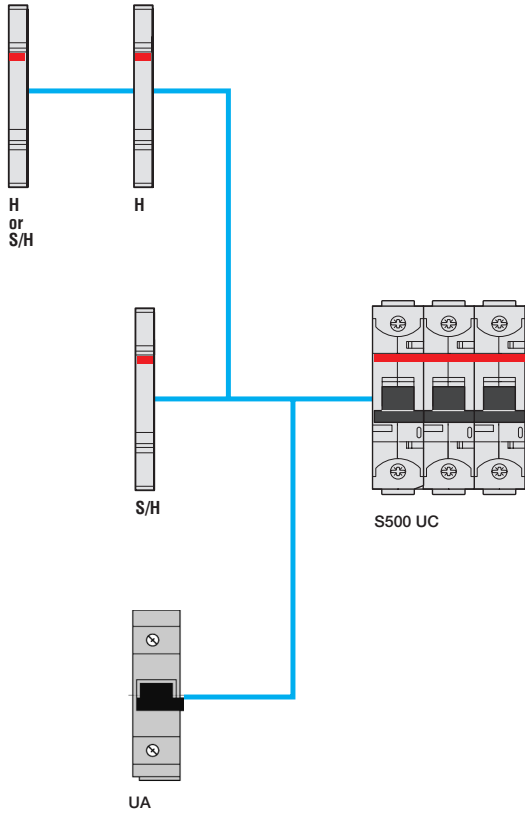
Busbar

Description	Bbn 7612271	Order details		Price 1 piece	Weight 1 piece kg	Pack unit pc.
	EAN	Type code	Order code			
Busbar 250 A	208288	S803-BB250	2CCS800900R0071		1.5	1

Auxiliary elements for MCBs S500 UC series

Selection table

Combination between auxiliary elements and S500 UC



4

H	Auxiliary contact
S/H	Signal/Auxiliary contact
UA	Undervoltage release

Auxiliary elements for MCBs S500 UC



5009881

Auxiliary elements and accessories for S500 UC

Auxiliary contact

Description	Bbn 7612271	Order details		Price 1 piece	Weight 1 piece	Pack unit
	EAN	Type code	Order code			
1 NO and 1 NC contact	0305506	S500-H11	2CCF008681R0001		0.06	1
2 NO contacts	0305513	S500-H20	2CCF008682R0001		0.06	1



5009884

Signal contact


Description	Bbn 7612271	Order details		Price 1 piece	Weight 1 piece	Pack unit
	EAN	Type code	Order code			
1 NO and 1 NC contact	0305537	S500-S11	2CCF008684R0001		0.06	1
2 NO contacts	0305544	S500-S20	2CCF008685R0001		0.06	1



Undervoltage release UA*

Description	Order details		Price 1 piece	Weight 1 piece	Pack unit
	Type code	Order code*			
... + UA 12VAC				0.16	1
... + UA 24VAC				0.16	1
... + UA 36VAC				0.16	1
... + UA 48VAC				0.16	1
... + UA 110VAC				0.16	1
... + UA 230VAC				0.16	1
... + UA 400VAC				0.16	1
... + UA 500VAC				0.16	1
... + UA 12 V DC				0.16	1
... + UA 24 V DC				0.16	1
... + UA 36 V DC				0.16	1
... + UA 48 V DC				0.16	1
... + UA 110 V DC				0.16	1
... + UA 230 V DC				0.16	1
... + UA 400 V DC				0.16	1
... + UA 500 V DC				0.16	1

*Cannot be ordered individually. To be ordered together with S500 UC to assemble at the factory



S500-RSU-H

2CSC400025F0202

breaker is not included

Remote switch unit

Description	Bbn 7612271	Order details		Price 1 piece	Weight 1 piece	Pack unit
	EAN	Type code	Order code			
Remote switch unit	1407780	S500-RSU-H	2CCF017987R0001		0.3	1

DIN-Rail components for rolling stock applications

Technical details

Tripping characteristics	2
Limitation of specific let through energy I^2t	6
Internal resistance and power loss	11
Performances at different ambient temperatures	14
Derating	15
Influence of adjacent devices	17

MCBs technical details

Tripping characteristics

Tripping characteristics S200 MCBs series

Acc. to	Tripping characteristic and rated current		Thermal release ②			Electromagnetic release ①		
			Current: conventional non-tripping current	conventional tripping current	Tripping time	Currents: hold current surges	trip at least at	Tripping time
IEC/EN 60898-1	B	6 to 63 A	$1.13 \cdot I_n$		> 1 h	$3 \cdot I_n$		> 0.1 s
				$1.45 \cdot I_n$	< 1 h		$5 \cdot I_n$	< 0.1 s
	C	0.5 to 63 A	$1.13 \cdot I_n$		> 1 h	$5 \cdot I_n$		> 0.1 s
				$1.45 \cdot I_n$	< 1 h		$10 \cdot I_n$	< 0.1 s
	D	0.5 to 63 A	$1.13 \cdot I_n$		> 1 h	$10 \cdot I_n$		> 0.1 s
				$1.45 \cdot I_n$	< 1 h		$20 \cdot I_n$	< 0.1 s
IEC/EN 60947-2	K	0.2 to 63 A	$1.05 \cdot I_n$		> 1 h	$10 \cdot I_n$		> 0.2 s
				$1.2 \cdot I_n$	< 1 h ③		$14 \cdot I_n$	< 0.2 s
				$1.5 \cdot I_n$	< 2 min. ③			
				$6.0 \cdot I_n$	> 2 s (T1)			
	Z	0.5 to 63 A	$1.05 \cdot I_n$		> 1 h	$2 \cdot I_n$		> 0.2 s
				$1.2 \cdot I_n$	< 1 h ③		$3 \cdot I_n$	< 0.2 s

① The indicated electromagnetic tripping values apply to a frequency range of 16 2/3 ... 60 Hz. For different network frequencies or direct current the values change according to the multiplier in the table below (see also page 11/75)

② The thermal releases are calibrated to a nominal reference ambient temperature; for Z and K, the value is 20 °C, for B and C = 30 °C. In the case of higher ambient temperatures, the current values fall by ca. 6 % for each 10 K temperature rise.

③ As from operating temperature (after $I_n > 1$ h or, as applicable, 2 h).

	AC			DC
	100 Hz	200 Hz	400 Hz	
Multiplier	1.1	1.2	1.5	1.5

The thermal tripping performance is independent from the network frequency

Tripping characteristic S800 S series

Acc. to	Tripping characteristic and rated current		Thermal release ②			Electromagnetic release ①		
			Current		Tripping time	Current		Tripping time
			conventional non-tripping current	conventional tripping current		hold current surges	trip at least at	
IEC/EN 60898-1	B	10 to 80 A	$1.13 \cdot I_n$		> 1 h	$3 \cdot I_n$		> 0.1 s
				$1.45 \cdot I_n$	< 1 h		$5 \cdot I_n$	< 0.1 s
	C	10 to 80 A	$1.13 \cdot I_n$		> 1 h	$5 \cdot I_n$		> 0.1 s
				$1.45 \cdot I_n$	< 1 h		$10 \cdot I_n$	< 0.1 s
IEC/EN 60947-2	B	6 to 125 A	$1.05 \cdot I_n$		> 1 h	$3.2 \cdot I_n$		> 0.1 s
				$1.3 \cdot I_n$	< 1 h		$4.8 \cdot I_n$	< 0.1 s
	C	6 to 125 A	$1.05 \cdot I_n$		> 1 h	$6.4 \cdot I_n$		> 0.1 s
				$1.3 \cdot I_n$	< 1 h		$9.6 \cdot I_n$	< 0.1 s
	K	6 to 125 A	$1.05 \cdot I_n$		> 1 h	$10.4 \cdot I_n$		> 0.1 s
				$1.2 \cdot I_n$	< 1 h		$15.6 \cdot I_n$	< 0.1 s
UCB (DC only)	10 to 125 A	$1.05 \cdot I_n$		> 1 h	$4.8 \cdot I_n$		> 0.1 s	
			$1.3 \cdot I_n$	< 1 h		$7.2 \cdot I_n$	< 0.1 s	
UCK (DC only)	10 to 125 A	$1.05 \cdot I_n$		> 1 h	$8.8 \cdot I_n$		> 0.1 s	
			$1.2 \cdot I_n$	< 1 h		$13.2 \cdot I_n$	< 0.1 s	

① The indicated electromagnetic tripping values apply to a frequency of 50/60 Hz.

② The thermal release are calibrated to a nominal reference ambient temperature; for B, C, D, UCB and PVS it is 30 °C, for K, UCK it is 20 °C for Z, K and UCZ it is 25 °C.

Tripping characteristic S500 UC

Acc. to	Tripping characteristic and rated current		Thermal release ②			Electromagnetic release ①			
			Current		Tripping time	Current		Tripping time	
			conventional non-tripping current	conventional tripping current		Rated current of device	hold current surges		trip at least at
IEC/EN 60947-2	UC-K (DC only)	0.1 to 45 A	$1.05 \cdot I_n$		> 1 h	< 0.21 A	$8 \cdot I_n$		> 0.1 s
				$1.2 \cdot I_n$	< 1 h			$10 \cdot I_n$	< 0.1 s
						< 0.42 A	$10 \cdot I_n$		> 0.1 s
								$12 \cdot I_n$	< 0.1 s
						> 0.38 A	$12 \cdot I_n$		> 0.1 s
						$14 \cdot I_n$	< 0.1 s		

① The indicated electromagnetic tripping values apply to a frequency of 50/60 Hz.

② The thermal release are calibrated to a nominal reference ambient temperature is 20 °C.

MCBs technical details

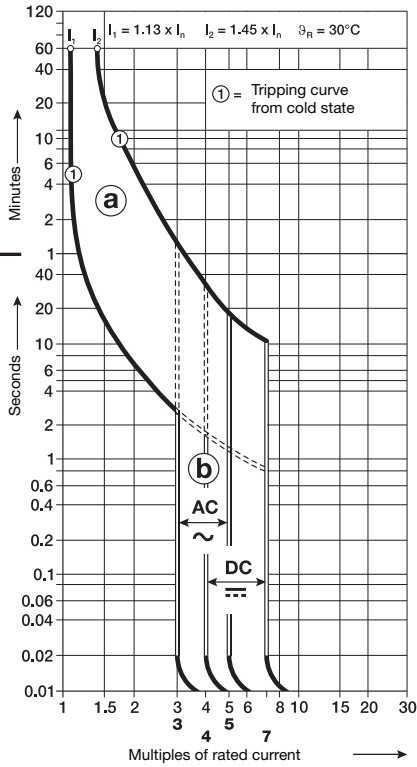
Tripping characteristics

S200 MCBs, S800S MCBs and DS201 T RCBO

Tripping characteristic for S200 MCBs series and DS201 T RCBO

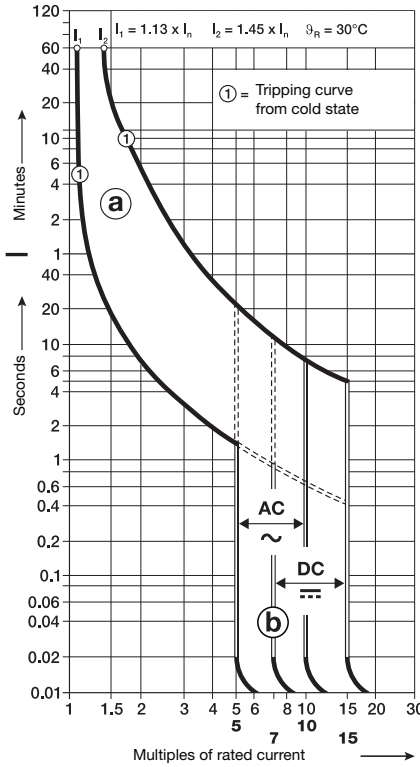
Characteristic B

IEC-EN60898



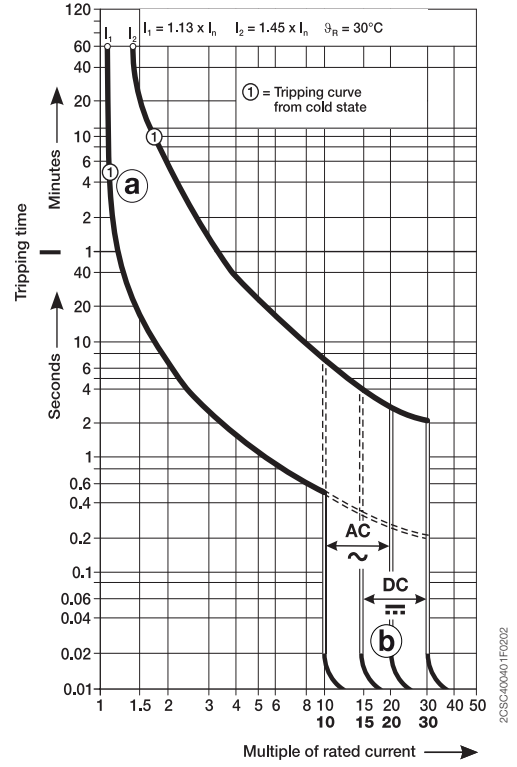
Characteristic C

IEC-EN60898



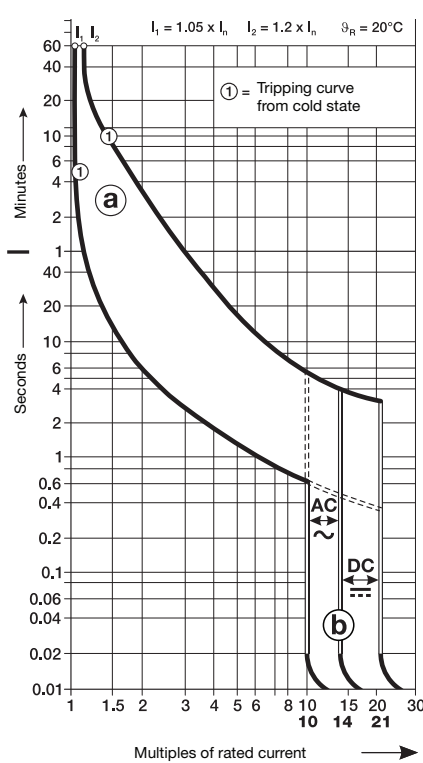
Characteristic D

IEC-EN60898



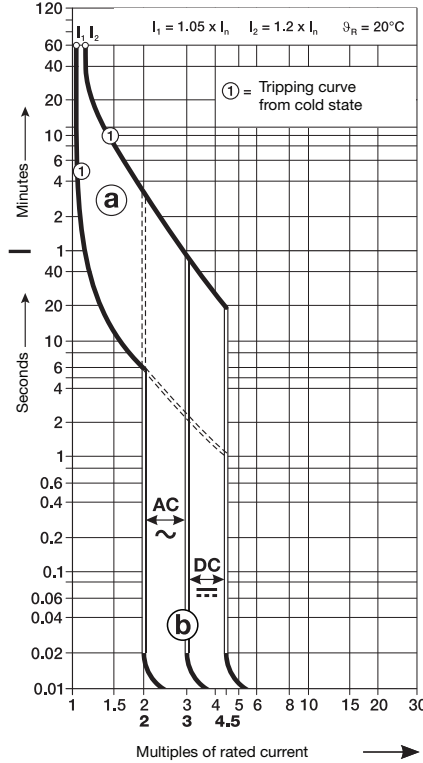
Characteristic K

IEC-EN60947-2



Characteristic Z

IEC-EN60947-2

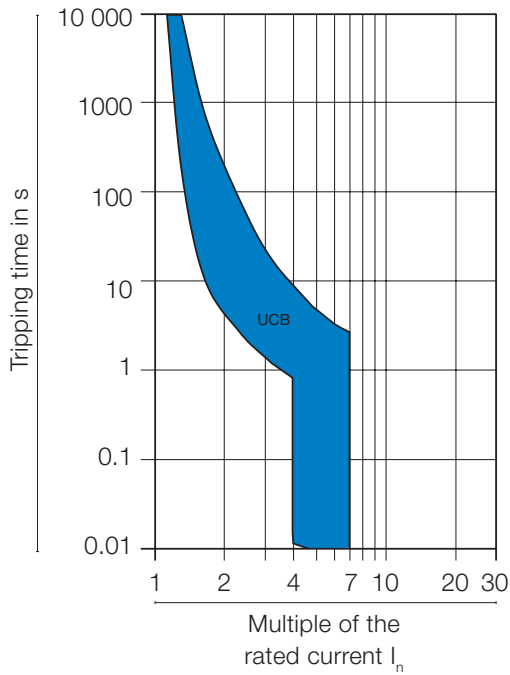


- ① thermal trip
- ② electromagnetic trip

Tripping characteristic for S800S UC MCBs series

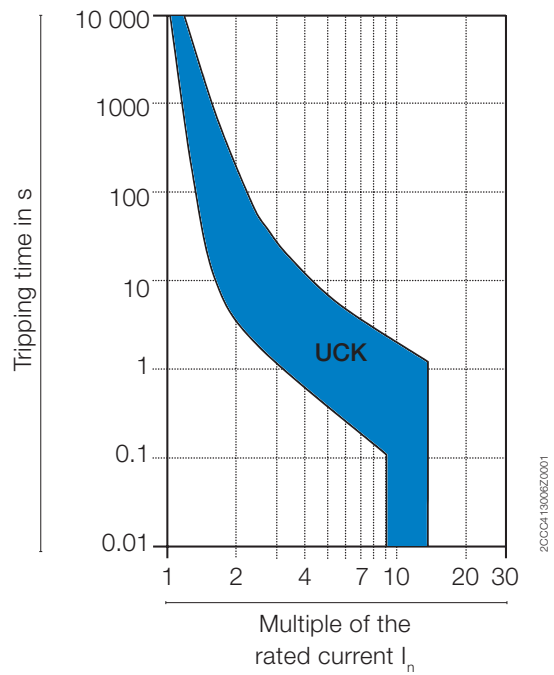
Characteristic UCB

IEC/EN 60947-2



Characteristic UCK

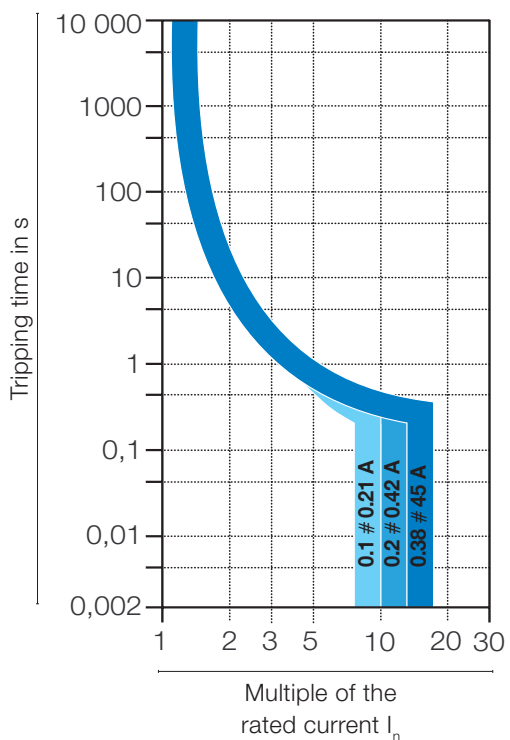
IEC/EN 60947-2



Tripping characteristic for S500S UC MCBs series

Characteristic K adjustable

IEC/EN 60947-2



MCBs technical details

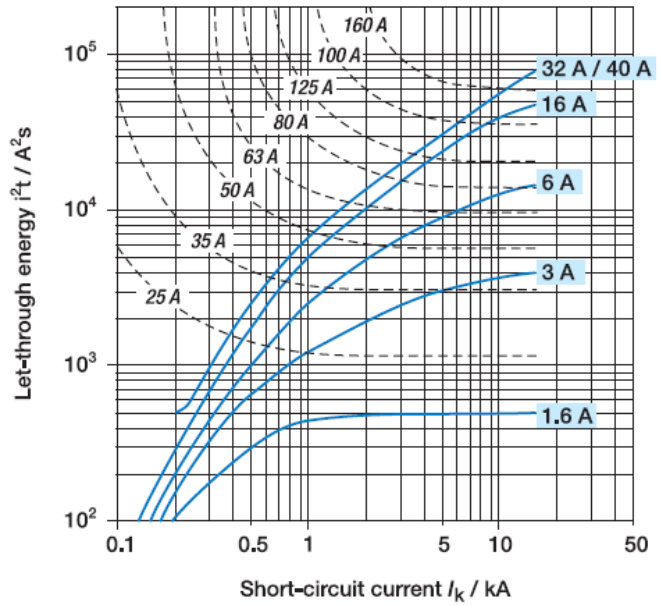
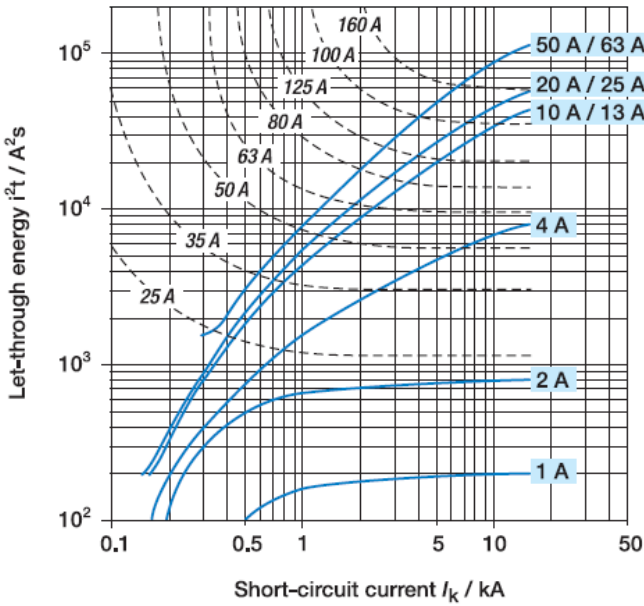
Limitation of specific let-through energy I^2t

I^2t diagrams - Specific let-through energy value I^2t

The I^2t curves give the values of the specific let-through energy expressed in A^2s (A=amps; s=seconds) in relation to the perspective short-circuit current (I_{rms}) in kA.

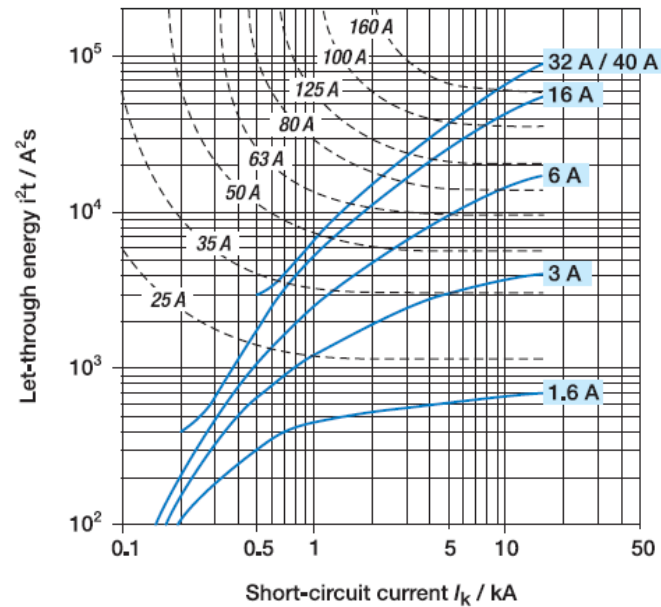
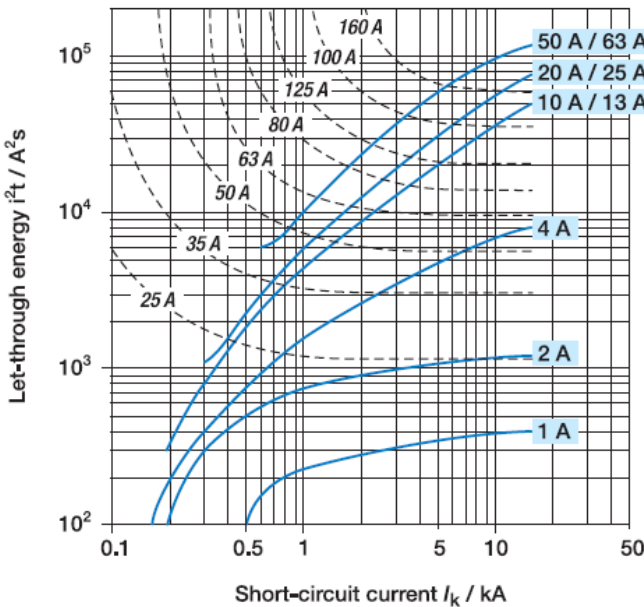
S 200 MT and S 200 P, characteristics B and C

230/400 V let-through energy



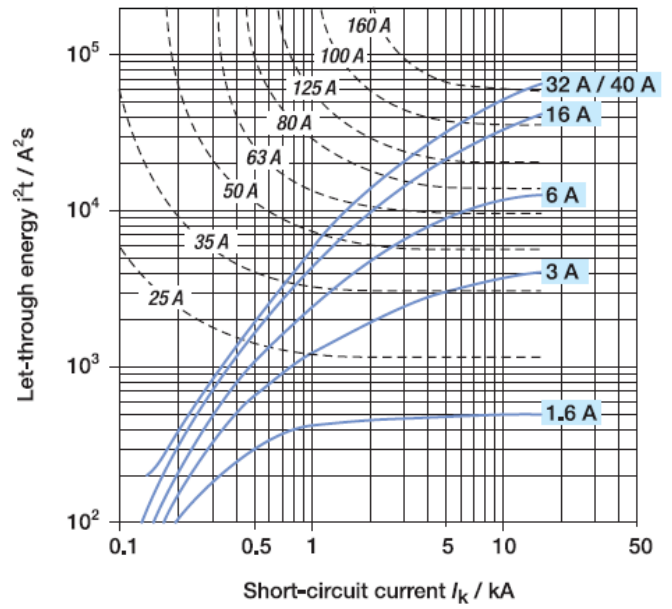
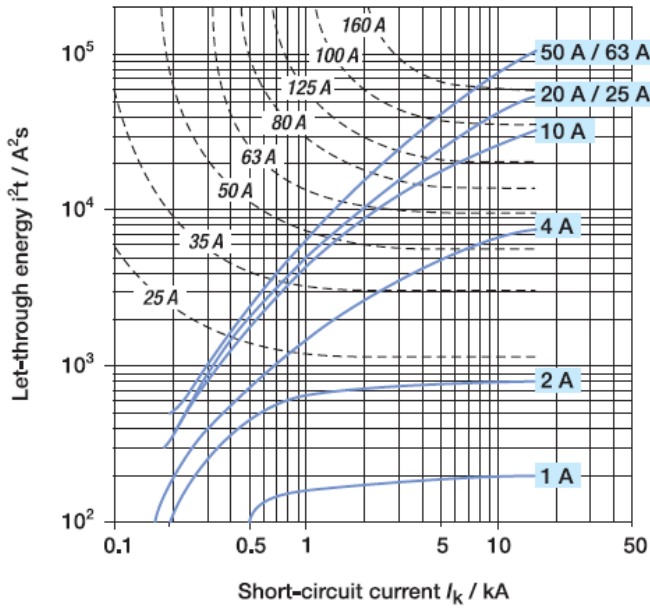
S 200 MT and S 200 P, characteristics D-K

230/400 V let-through energy



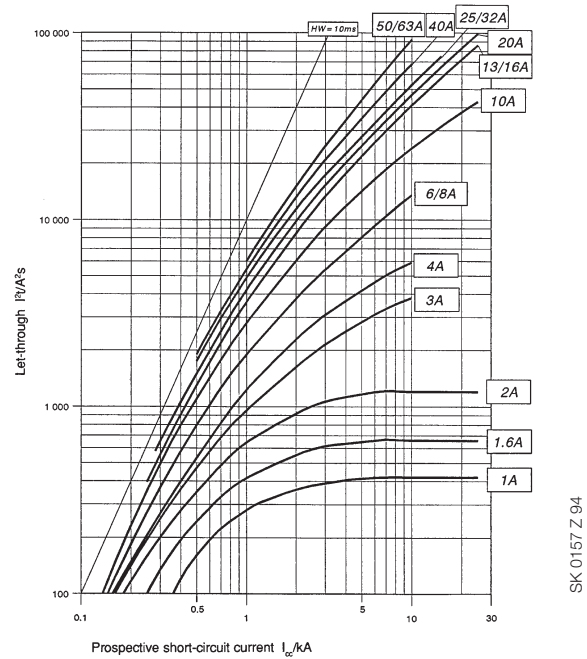
S 200 MT and S 200 P, characteristic Z

230/400 V let-through energy



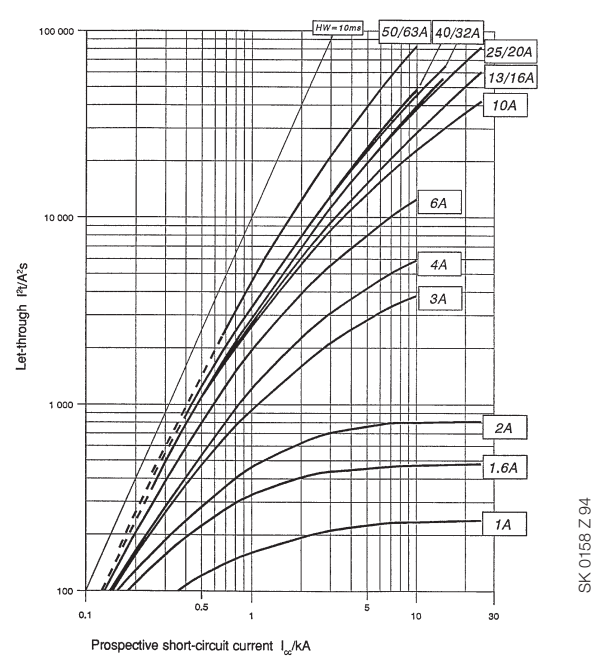
S 280 UC characteristic K

230/400 V let-through energy



S 280 UC characteristic Z

230/400 V let-through energy

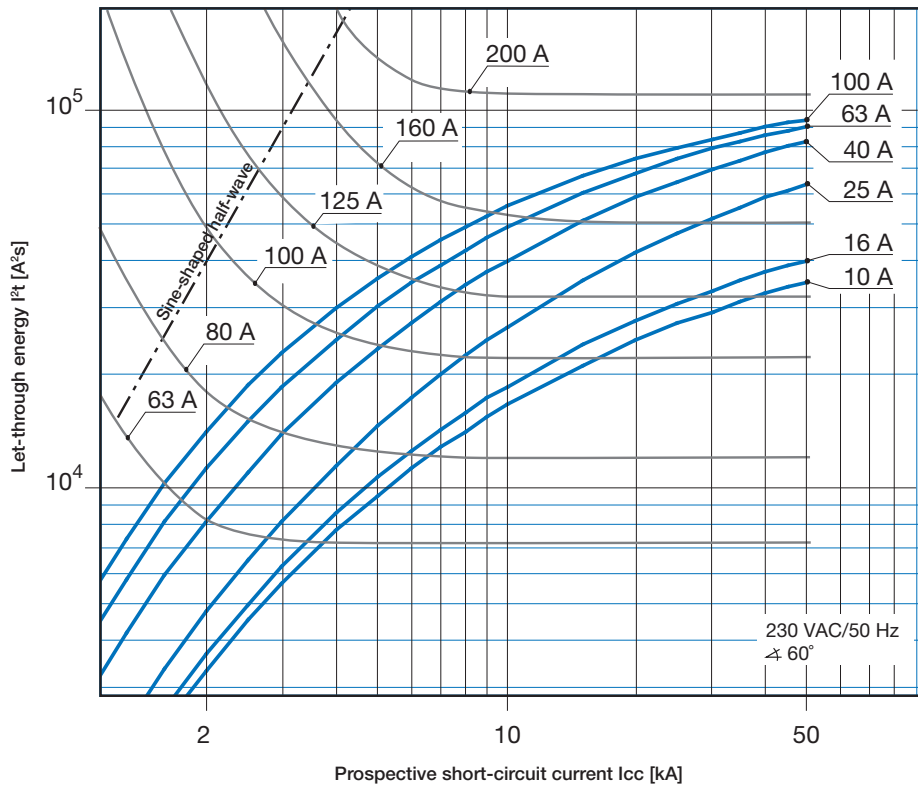
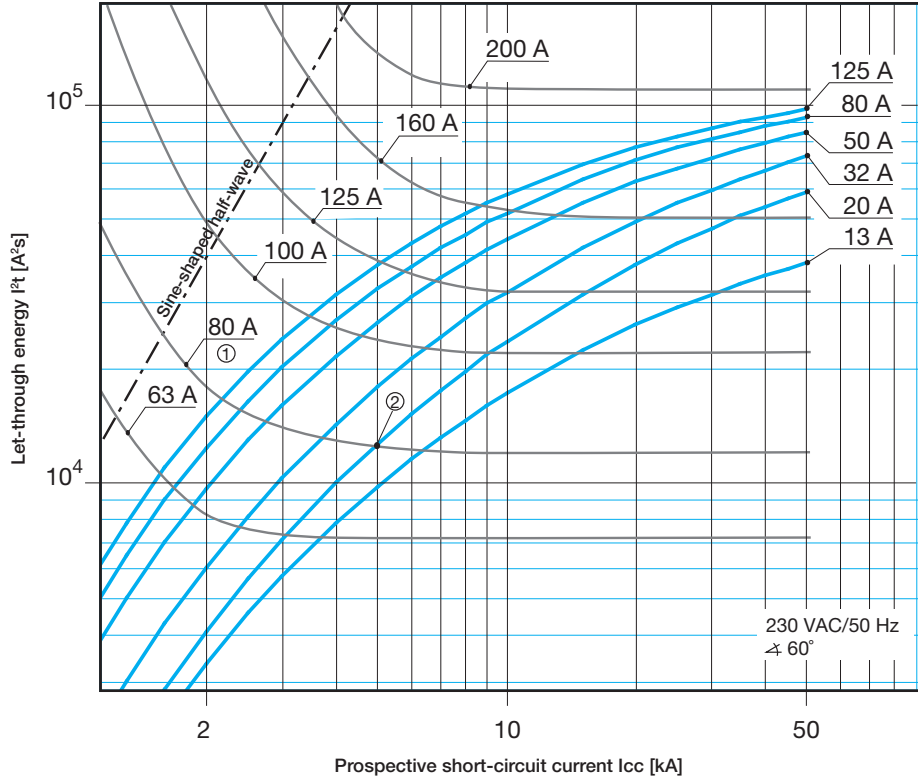


MCBs technical details

Limitation of specific let-through energy I^2t

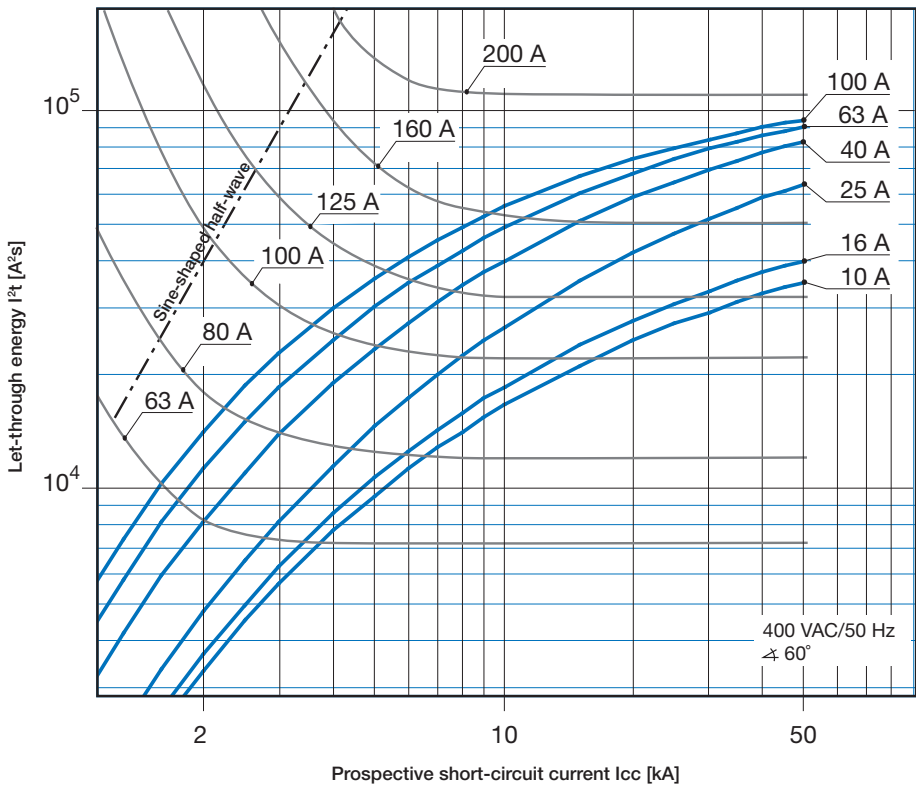
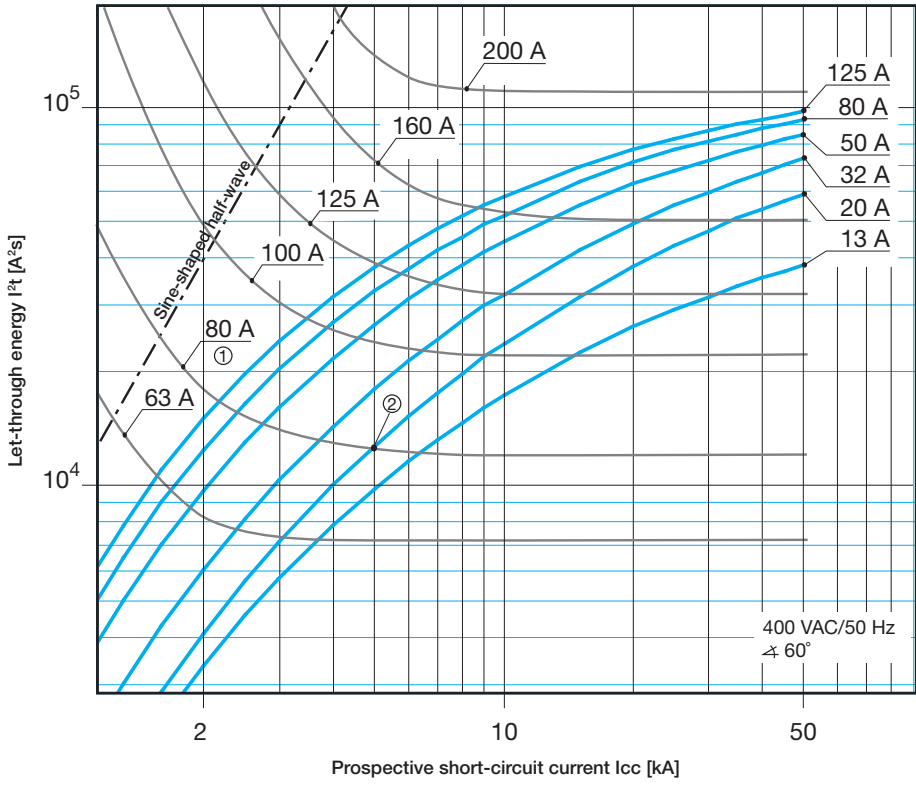
S800 S characteristics B, C, D and K

230 V let-through energy



① Min. pre-arcing I^2t , e.g. NH80 A gL/gG
 ② Max. let-through I^2t , e.g. S801S-C20

S800 S characteristics B, C, D and K
 400 V let-through energy



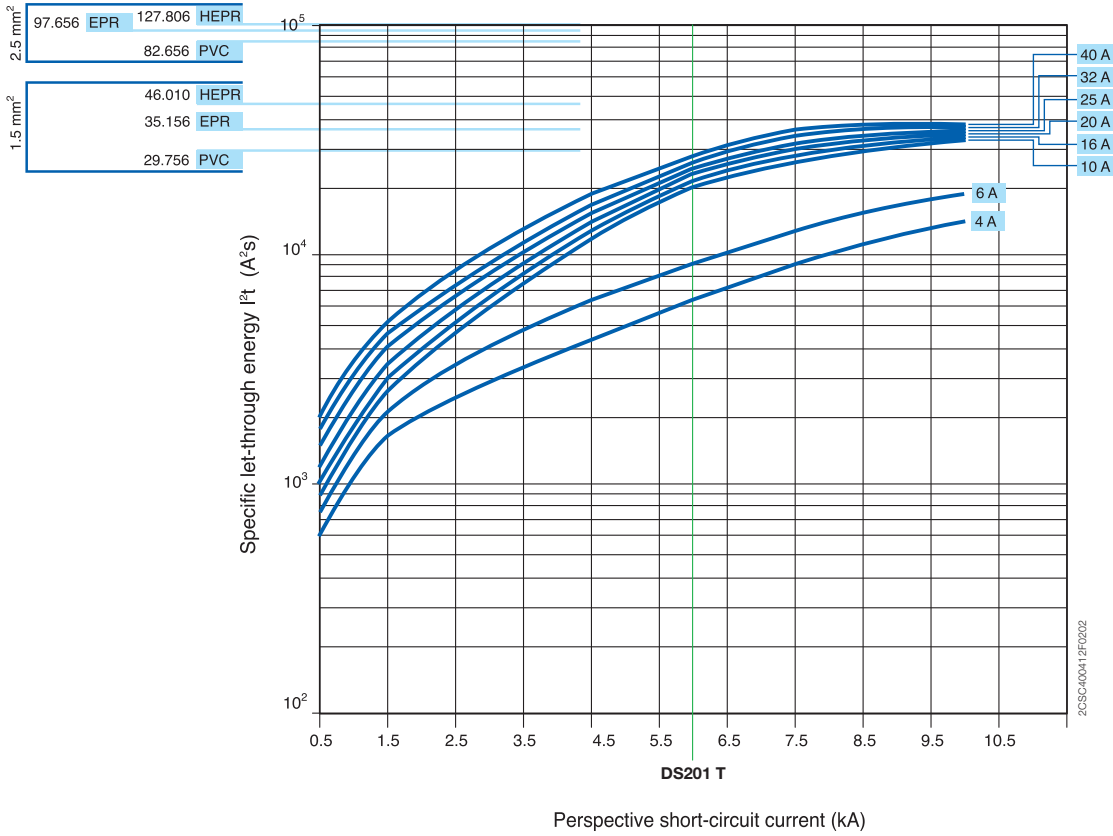
① Min. pre-arcing I^2t , e.g. NH80 A gL/gG
 ② Max. let-through I^2t , e.g. S801S-C20

MCBs technical details

Limitation of specific let-through energy I^2t

DS201 T, characteristic B and C

230 V let-through energy



MCBs technical details

Internal resistance and power loss

S 200 MT

Internal resistance per pole in mΩ, power loss per pole in W

Rated current I_n A	Internal resistance		Power loss		Internal resistance		Power loss	
	mΩ	W	mΩ	W	mΩ	W	mΩ	W
	B, C ①		D		K		Z	
0.5	5500	1.4	4300	1.1	4300	1.1	8100	2.4
1	1440	1.4	1250	1.25	1250	1.25	2100	2.3
1.6	630	1.6	600	1.5	600	1.5	1000	2.8
2	460	1.8	410	1.65	410	1.65	619	2.5
3	150	1.3	130	1.2	130	1.2	235	2.4
4	110	1.8	105	1.7	105	1.7	149	2.4
6	55	2.0	52	1.9	52	1.9	75	3.2
8	23	1.5	24	1.5	24	1.5	27	2.0
10	19	2.1	16	1.6	13.5	1.4	24	2.7
13	14	2.3	14	2.2	13.5	1.4	–	–
16	8.5	2.5	8.5	2.5	7.7	2.0	10.9	2.8
20	6.25	2.5	6.1	2.3	6.7	2.7	6.0	2.4
25	5.0	3.2	4.3	3.1	4.6	2.9	4.5	3.3
32	3.6	3.7	3.5	3.6	3.5	3.6	3.5	3.6
40	3.0	4.8	2.2	4.2	2.8	4.5	2.5	4.1
50	1.3	3.25	1.25	2.9	1.25	3.1	1.5	4.1
63	1.2	4.8	1.2	4.8	1.0	4.4	1.3	5.2

① Current intensities 0.5 – 4 apply exclusively to C-type trip characteristics.

S 200 P

Internal resistance per pole in mΩ, power loss per pole in W

Rated current I_n A	Internal resistance		Power loss		Internal resistance		Power loss	
	mΩ	W	mΩ	W	mΩ	W	mΩ	W
	B		K		Z			
0.3	–	–	20000	1.8	–	–	–	–
0.5	–	–	6340	1.6	10100	2.5	–	–
0.75	–	–	2500	1.4	–	–	–	–
1	–	–	1400	1.4	2270	2.3	–	–
1.6	–	–	625	1.6	1100	2.8	–	–
2	–	–	460	1.8	619	2.5	–	–
3	–	–	211	1.9	211	1.9	–	–
4	–	–	163	2.6	163	2.6	–	–
6	61	2.2	67	2.4	104	3.7	–	–
8	45	2.9	45	2.9	55	3.5	–	–
10	14	1.4	19	1.9	21	2.1	–	–
13	13.3	2.3	–	–	–	–	–	–
16	9.7	2.5	8.2	2.1	10.9	2.8	–	–
20	7.3	2.9	7.3	2.9	7.3	2.9	–	–
25	5.6	3.5	5.6	3.5	5.6	3.5	–	–
32	4.1	4.2	4.1	4.2	4.1	4.2	–	–
40	4.0	6.4	4.0	6.4	4.0	6.4	–	–
50	1.2	3.0	1.2	3.0	1.8	4.4	–	–
63	1.4	5.6	1.3	5.2	1.3	5.2	–	–

MCBs technical details

Internal resistance and power loss

S 280 UC

Internal resistance per pole in mΩ, power loss per pole in W

Rated current I_n A	Internal resistance		Power loss		Internal resistance		Power loss	
	mΩ	W	mΩ	W	mΩ	W	mΩ	W
B	K		Z					
0.2	–	–	33300	1.33	–	–	–	–
0.3	–	–	19700	1.77	–	–	–	–
0.5	–	–	5020	1.26	10100	2.52	–	–
0.75	–	–	2400	1.35	–	–	–	–
1	–	–	1390	1.39	2270	2.27	–	–
1.6	–	–	612	1.56	1100	2.81	–	–
2	–	–	450	1.79	619	2.47	–	–
3	–	–	147	1.32	202	1.82	–	–
4	–	–	112	1.79	149	2.38	–	–
6	55	2.0	54.1	1.95	104	3.74	–	–
8	–	–	33.8	2.16	53.9	3.45	–	–
10	13.5	1.35	15.1	1.51	17.5	1.75	–	–
16	9.7	2.5	8.1	2.07	10.9	2.80	–	–
20	6.25	2.5	5.27	2.11	6.0	2.40	–	–
25	3.0	1.9	3.97	2.48	4.1	2.56	–	–
32	–	–	2.65	2.71	2.81	2.88	–	–
40	–	–	2.44	3.90	2.55	4.09	–	–
50	–	–	1.15	2.90	1.77	4.43	–	–
63	–	–	0.7	5.20	1.31	5.20	–	–

S 800 S

Typical internal resistances and power losses at 25 °C ambient temperature (per pole)

Rated current I_n A	Internal resistance R_i			Power loss P_v		
	mΩ	W		W		
B, C, D, K ^{a)}	KM ^{b)}	UCB, UCK ^{b)}	B, C, D, K	KM ^{b)}	UCB, UCK ^{b)}	UCB, UCK ^{b)}
6	51.7	–	–	1.8	–	–
8	27.2	–	–	1.7	–	–
10	15.2	–	15.2	1.5	–	1.5
13	12.1	–	12.1	2.0	–	2.0
16	12.1	–	12.1	3.1	–	3.1
20	8.7	2.7	8.7	3.5	1.1	3.5
25	6.8	3.0	6.8	4.3	1.9	4.3
32	3.1	1.7	3.1	3.2	1.7	3.2
40	2.3	1.6	2.3	3.7	2.6	3.7
50	1.7	1.1	1.7	4.3	2.8	4.3
63	1.6	1.0	1.6	6.4	4.0	6.4
80	1.0	0.75	1.0	6.4	5.0	6.4
100	0.8	–	0.8	8.0	–	8.0
125	0.6	–	0.6	9.4	–	9.4

a) K Applicable only for S800S-S800C

b) KM, UCB, UCK Applicable only for S800S

S 500 UC-K

Internal resistance Ri [mΩ]	Power loss Pv [W]
84	1.89
51	2.25
25.5	2.30
12.8	2.26
7.0	2.35
3.6	2.30
2.04	2.47
1.08	2.43
0.68	3.0
0.35	3.15
0.175	3.09
0.095	3.20
0.055	3.52
0.035	4.24
0.023	5.18
0.012	4.80
0.008	5.41
0.005	5.12
0.0035	4.79
0.0025	4.20
0.0017	3.44

DS 201 T

Rated current I_n [A]	Internal resistance Ri [mΩ]	Power loss Pv [W]
1	1.0	1011
2	1.6	411
4	2.0	155
6	4.4	123.4
8	1.5	23.1
10	2.3	23.1
13	2.2	13.3
16	3.4	13.3
20	4.4	11.1
25	3.9	6.2
32	5.9	5.8
40	8.6	5.4

MCBs technical details

Performances at different ambient temperatures

Derating tables at different temperatures for S 200 MT/S 200 P and S 280 UC MCBs

The rated value of the current of a miniature circuit-breaker refers to a temperature of 20 °C for circuit-breakers with characteristics K and Z and 30 °C for characteristics B, C and D. The following tables contain the derating of load capability of S200 MT/S200 P and S280 UC MCBs with temperature from -40 °C to 70 °C for the curves B, C, D and K, Z.

C and D. The following tables contain the derating of load capability of S200 MT/S200 P and S280 UC MCBs with temperature from -40 °C to 70 °C for the curves B, C, D and K, Z.

S 200 MCBs and S 280 UC (B, C and D characteristic)

B, C and D	Ambient temperature T (°C)											
I _n (A)	- 40	- 30	- 20	- 10	0	10	20	30	40	50	60	70
0.5	0.67	0.65	0.62	0.60	0.58	0.55	0.53	0.50	0.47	0.44	0.41	0.37
1.0	1.33	1.29	1.25	1.20	1.15	1.11	1.05	1.00	0.94	0.88	0.82	0.75
1.6	2.13	2.07	2.00	1.92	1.85	1.77	1.69	1.60	1.51	1.41	1.31	1.19
2.0	2.67	2.58	2.49	2.40	2.31	2.21	2.11	2.00	1.89	1.76	1.63	1.49
3.0	4.0	3.9	3.7	3.6	3.5	3.3	3.2	3.0	2.8	2.6	2.4	2.2
4.0	5.3	5.2	5.0	4.8	4.6	4.4	4.2	4.0	3.8	3.5	3.3	3.0
6.0	8.0	7.7	7.5	7.2	6.9	6.6	6.3	6.0	5.7	5.3	4.9	4.5
8.0	10.7	10.3	10.0	9.6	9.2	8.8	8.4	8.0	7.5	7.1	6.5	6.0
10.0	13.3	12.9	12.5	12.0	11.5	11.1	10.5	10.0	9.4	8.8	8.2	7.5
13.0	17.3	16.8	16.2	15.6	15.0	14.4	13.7	13.0	12.3	11.5	10.6	9.7
16.0	21.3	20.7	20.0	19.2	18.5	17.7	16.9	16.0	15.1	14.1	13.1	11.9
20.0	26.7	25.8	24.9	24.0	23.1	22.1	21.1	20.0	18.9	17.6	16.3	14.9
25.0	33.3	32.3	31.2	30.0	28.9	27.6	26.4	25.0	23.6	22.0	20.4	18.6
32.0	42.7	41.3	39.9	38.5	37.0	35.4	33.7	32.0	30.2	28.2	26.1	23.9
40.0	53.3	51.6	49.9	48.1	46.2	44.2	42.2	40.0	37.7	35.3	32.7	29.8
50.0	66.7	64.5	62.4	60.1	57.7	55.3	52.7	50.0	47.1	44.1	40.8	37.3
63.0	84.0	81.3	78.6	75.7	72.7	69.6	66.4	63.0	59.4	55.6	51.4	47.0
80.0	112.6	107.2	102.1	97.2	92.6	88.2	84.0	80.0	76.0	72.2	68.6	65.2
100.0	140.7	134.0	127.6	121.6	115.8	110.3	105.0	100.0	95.0	90.3	85.7	81.5
125.0	175.9	167.5	159.5	151.9	144.7	137.8	131.3	125.0	118.8	112.8	107.2	101.8

S 200 MCBs series and S 280 UC (K and Z characteristic)

K and Z	Ambient temperature T (°C)											
I _n (A)	- 40	- 30	- 20	- 10	0	10	20	30	40	50	60	70
0.5	0.66	0.64	0.61	0.59	0.56	0.53	0.50	0.47	0.43	0.40	0.35	0.31
1.0	1.32	1.27	1.22	1.17	1.12	1.06	1.00	0.94	0.87	0.79	0.71	0.61
1.6	2.12	2.04	1.96	1.88	1.79	1.70	1.60	1.50	1.39	1.26	1.13	0.98
2.0	2.65	2.55	2.45	2.35	2.24	2.12	2.00	1.87	1.73	1.58	1.41	1.22
3.0	4.0	3.8	3.7	3.5	3.4	3.2	3.0	2.8	2.6	2.4	2.1	1.8
4.0	5.3	5.1	4.9	4.7	4.5	4.2	4.0	3.7	3.5	3.2	2.8	2.4
6.0	7.9	7.6	7.3	7.0	6.7	6.4	6.0	5.6	5.2	4.7	4.2	3.7
8.0	10.8	10.2	9.8	9.4	8.9	8.5	8.0	7.5	6.9	6.3	5.7	4.9
10.0	13.2	12.7	12.2	11.7	11.2	10.6	10.0	9.4	8.7	7.9	7.1	6.1
13.0	17.2	16.6	15.9	15.2	14.5	13.8	13.0	12.2	11.3	10.3	9.2	8.0
16.0	21.2	20.4	19.6	18.8	17.9	17.0	16.0	15.0	13.9	12.6	11.3	9.8
20.0	26.5	25.5	24.5	23.5	22.4	21.2	20.0	18.7	17.3	15.8	14.1	12.2
25.0	33.1	31.9	30.6	29.3	28.0	26.5	25.0	23.4	21.7	19.8	17.7	15.3
32.0	42.3	40.8	39.2	37.5	35.8	33.9	32.0	29.9	27.7	25.3	22.6	19.6
40.0	52.9	51.0	49.0	46.9	44.7	42.4	40.0	37.4	34.6	31.6	28.3	24.5
50.0	66.1	63.7	61.2	58.6	55.9	53.0	50.0	46.8	43.3	39.5	35.4	30.6
63.0	83.3	80.3	77.2	73.9	70.4	66.8	63.0	58.9	54.6	49.8	44.5	38.6

MCBs technical details

Derating

Derating table at different temperatures for S 800 S MCBs:
The rated value of the current of the S 800 S refers to a cali-

bration temperature of 30 °C for characteristics B, C while, for characteristics K and UCK, it refers to 40 °C.

S 800 S (B, C and UCB characteristic)

I _n [A]	B, C, UCB Ambient temperature (°C)																				
	-25	-20	-15	-10	-5	0	5	10	15	20	25	30	35	40	45	50	55	60	65	70	75
6	7.2	7.1	7.0	6.9	6.8	6.7	6.6	6.4	6.3	6.2	6.1	6.0	5.9	5.8	5.7	5.6	5.4	5.3	5.2	5.1	5.0
8	9.6	9.5	9.3	9.2	9.0	8.9	8.7	8.6	8.4	8.3	8.1	8.0	7.9	7.7	7.6	7.4	7.3	7.1	7.0	6.8	6.7
10	12.0	11.8	11.7	11.5	11.3	11.1	10.9	10.7	10.6	10.4	10.2	10.0	9.8	9.6	9.4	9.3	9.1	8.9	8.7	8.5	8.3
13	15.6	15.4	15.1	14.9	14.7	14.4	14.2	14.0	13.7	13.5	13.2	13.0	12.8	12.5	12.3	12.0	11.8	11.6	11.3	11.1	10.9
16	19.2	18.9	18.6	18.3	18.1	17.8	17.5	17.2	16.9	16.6	16.3	16.0	15.7	15.4	15.1	14.8	14.5	14.2	13.9	13.7	13.4
20	24.0	23.7	23.3	22.9	22.6	22.2	21.8	21.5	21.1	20.7	20.4	20.0	19.6	19.3	18.9	18.5	18.2	17.8	17.4	17.1	16.7
25	30.0	29.6	29.1	28.7	28.2	27.8	27.3	26.8	26.4	25.9	25.5	25.0	24.5	24.1	23.6	23.2	22.7	22.2	21.8	21.3	20.9
32	38.5	37.9	37.3	36.7	36.1	35.5	34.9	34.3	33.8	33.2	32.6	32.0	31.4	30.8	30.2	29.7	29.1	28.5	27.9	27.3	26.7
40	48.1	47.3	46.6	45.9	45.1	44.4	43.7	42.9	42.2	41.5	40.7	40.0	39.3	38.5	37.8	37.1	36.3	35.6	34.9	34.1	33.4
50	60.1	59.2	58.3	57.3	56.4	55.5	54.6	53.7	52.8	51.8	50.9	50.0	49.1	48.2	47.2	46.3	45.4	44.5	43.6	42.7	41.7
63	75.7	74.6	73.4	72.2	71.1	69.9	68.8	67.6	66.5	65.3	64.2	63.0	61.8	60.7	59.5	58.4	57.2	56.1	54.9	53.8	52.6
80	96.1	94.7	93.2	91.7	90.3	88.8	87.3	85.9	84.4	82.9	81.5	80.0	78.5	77.1	75.6	74.1	72.7	71.2	69.7	68.3	66.8
100	120.2	118.4	116.5	114.7	112.8	111.0	109.2	107.3	105.5	103.7	101.8	100.0	98.2	96.3	94.5	92.7	90.8	89.0	87.2	85.3	83.5
125	150.2	147.9	145.6	143.4	141.1	138.8	136.5	134.2	131.9	129.6	127.3	125.0	122.7	120.4	118.1	115.8	113.5	111.2	108.9	106.7	104.4

5

S 800 S (K and UCK characteristic)

I _n [A]	K, UCK Ambient temperature [°C]																				
	-25	-20	-15	-10	-5	0	5	10	15	20	25	30	35	40	45	50	55	60	65	70	75
10	12.4	12.2	12.0	11.8	11.7	11.5	11.3	11.1	10.9	10.7	10.6	10.4	10.2	10.0	9.8	9.6	9.4	9.3	9.1	8.9	8.7
13	16.1	15.9	15.6	15.4	15.1	14.9	14.7	14.4	14.2	14.0	13.7	13.5	13.2	13.0	12.8	12.5	12.3	12.0	11.8	11.6	11.3
16	19.8	19.5	19.2	18.9	18.6	18.3	18.1	17.8	17.5	17.2	16.9	16.6	16.3	16.0	15.7	15.4	15.1	14.8	14.5	14.2	13.9
20	24.8	24.4	24.0	23.7	23.3	22.9	22.6	22.2	21.8	21.5	21.1	20.7	20.4	20.0	19.6	19.3	18.9	18.5	18.2	17.8	17.4
25	31.0	30.5	30.0	29.6	29.1	28.7	28.2	27.8	27.3	26.8	26.4	25.9	25.5	25.0	24.5	24.1	23.6	23.2	22.7	22.2	21.8
32	39.6	39.0	38.5	37.9	37.3	36.7	36.1	35.5	34.9	34.3	33.8	33.2	32.6	32.0	31.4	30.8	30.2	29.7	29.1	28.5	27.9
40	49.5	48.8	48.1	47.3	46.6	45.9	45.1	44.4	43.7	42.9	42.2	41.5	40.7	40.0	39.3	38.5	37.8	37.1	36.3	35.6	34.9
50	61.9	61.0	60.1	59.2	58.3	57.3	56.4	55.5	54.6	53.7	52.8	51.8	50.9	50.0	49.1	48.2	47.2	46.3	45.4	44.5	43.6
63	78.0	76.9	75.7	74.6	73.4	72.2	71.1	69.9	68.8	67.6	66.5	65.3	64.2	63.0	61.8	60.7	59.5	58.4	57.2	56.1	54.9
80	99.1	97.6	96.1	94.7	93.2	91.7	90.3	88.8	87.3	85.9	84.4	82.9	81.5	80.0	78.5	77.1	75.6	74.1	72.7	71.2	69.7
100	123.9	122.0	120.2	118.4	116.5	114.7	112.8	111.0	109.2	107.3	105.5	103.7	101.8	100.0	98.2	96.3	94.5	92.7	90.8	89.0	87.2
125	154.8	152.5	150.2	147.9	145.6	143.4	141.1	138.8	136.5	134.2	131.9	129.6	127.3	125.0	122.7	120.4	118.1	115.8	113.5	111.2	108.9

MCBs technical details

Derating

Derating table at different temperatures for S 500 UC MCBs:
The rated value of the current of a MCB refers to a temperature of 40 °C. The following tables contain the derating factor

k of load capability of DS201 T RCBO with temperature from 20 °C to 70 °C for the curve K.
 $I_n(T) = k * I_n(40^\circ\text{C})$

S 500 UC

Mounting	Ambient temperature T (°C)					
	20	30	40	50	60	70
Single mounted	1.100	1.070	0.990	1.100	1.070	0.990
Mounted separately with 9 mm distance	1.052	1.022	0.942	1.052	1.022	0.942
Mounted side by side	1.000	0.970	0.890	1.000	0.970	0.890

5

Derating table at different temperatures for DS201 T RCBOs

The rated value of the current of a RCBO refers to a temperature of 20 °C with characteristics K and 30 °C for characteristics

B and C. The following tables contain the derating of load capability of DS201 T RCBO with temperature from -40 °C to 70 °C for the curves B, C and K.

DS 201 T

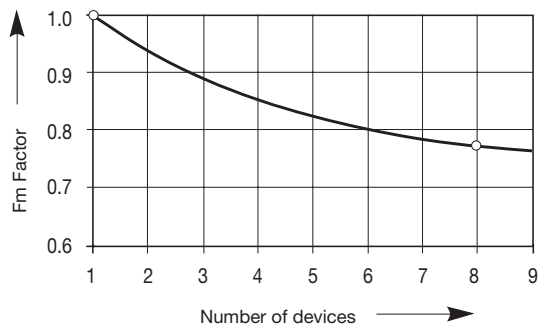
I _n (A)	Ambient temperature T (°C)									
	-25	-20	-10	0	10	20	30	40	50	55
2	2.6	2.5	2.4	2.3	2.2	2.1	2.0	1.9	1.8	1.7
4	4.9	4.8	4.6	4.5	4.3	4.2	4	3.8	3.7	3.6
6	7.95	7.8	7.4	7.1	6.7	6.4	6	5.6	5.3	5.1
8	10.3	10.1	9.7	9.3	8.8	8.4	8	7.6	7.2	6.95
10	11.8	11.6	11.3	11.0	10.7	10.3	10	9.7	9.3	9.15
13	15.65	15.4	14.9	14.4	14.0	13.5	13	12.5	12.0	11.8
16	18.65	18.4	17.9	17.4	17.0	16.5	16	15.5	15.0	14.8
20	23.1	22.8	22.2	21.7	21.1	20.6	20	19.4	18.9	18.6
25	30.8	30.3	29.2	28.2	27.1	26.1	25	23.9	22.9	22.35
32	39.3	38.6	37.3	36.0	34.7	33.3	32	30.7	29.3	28.65
40	50.7	49.7	47.8	45.8	43.9	41.9	40	38.1	36.1	35.15

MCBs technical details

Influence of adjacent devices

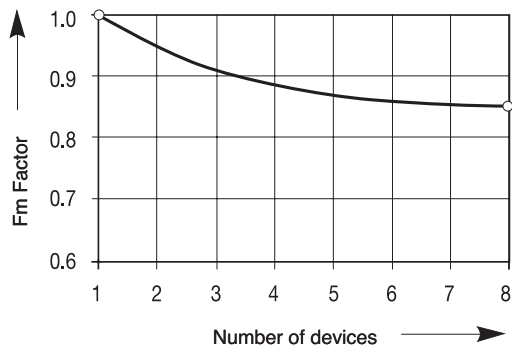
Multiply the rated current (equivalent) referring to the new temperature by another factor only in case of presence of several devices installed alongside each other; see table.

Influence of adjacent devices S200, DS200, DDA200+S200



Influence of adjacent devices Correction factor Fm	
No. of adjacent devices	Fm
1	1
2	0.95
3	0.9
4	0.86
5	0.82
6	0.795
7	0.78
8	0.77
9	0.76
>9	0.76

Influence of adjacent devices DS201 T



Influence of adjacent devices Correction factor Fm	
No. of adjacent devices	Fm
1	1.00
2	0.95
3	0.91
4	0.88
5	0.87
6	0.86
7	0.85
>7	0.85

DIN-Rail components for rolling stock applications

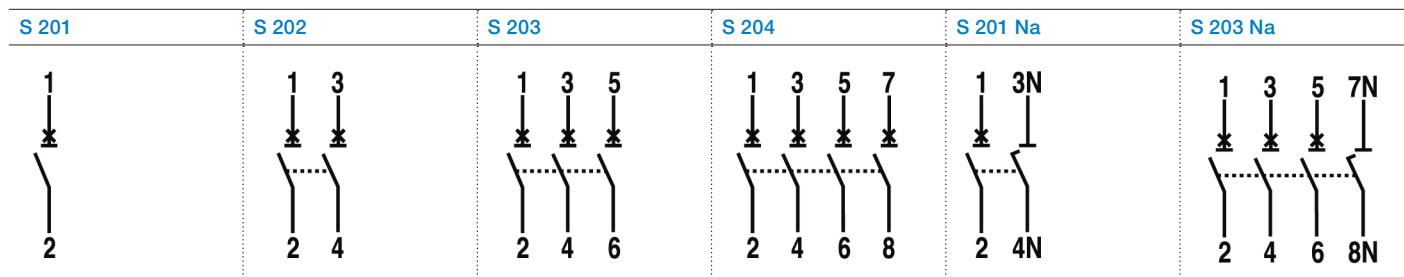
Wiring diagrams and overall dimensions

Wiring diagrams	
MCBs	2
RCBOs	2
Auxiliary elements	3
Overall dimensions	
MCBs	4

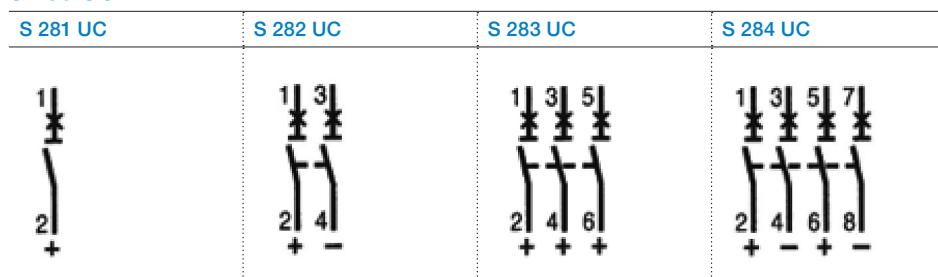
Wiring diagrams and overall dimensions

Wiring diagrams

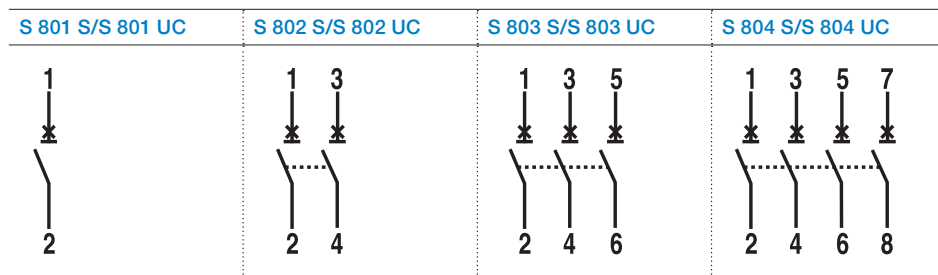
S 200 MCBs series



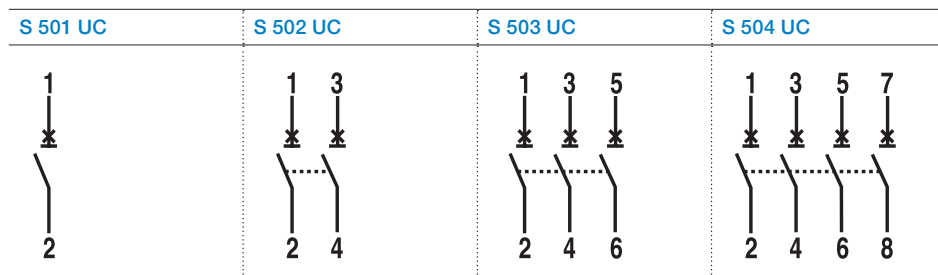
S 280 UC



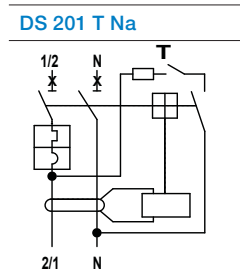
S 800 S and S 800 S UC



S 500 UC



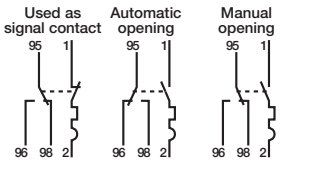
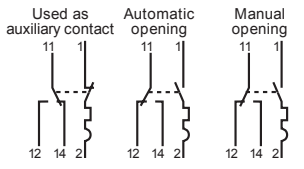
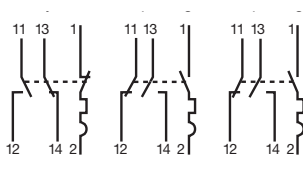
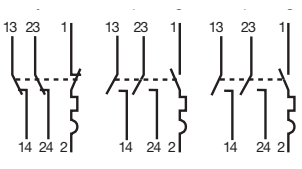

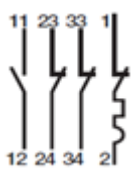
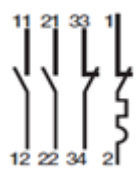
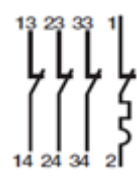
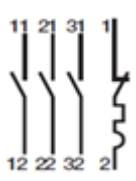
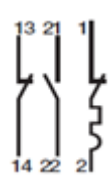
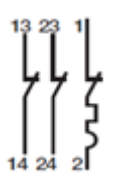
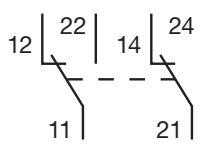
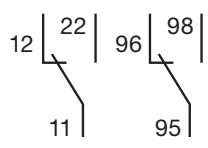
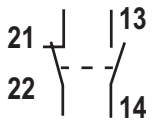
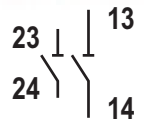
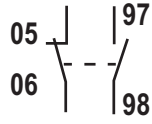
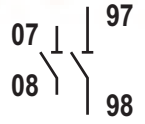
DS 201 T




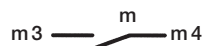
Wiring diagrams and overall dimensions

Wiring diagrams

Auxiliary and signal contacts

<p>S2C-S/H6R</p> <p>Used as signal contact Automatic opening Manual opening</p> 	<p>S2C-H6R</p> <p>Used as auxiliary contact Automatic opening Manual opening</p> 	<p>S2C-H6-11R</p> 	<p>S2C-H6-20R</p> 
<p>S2-H02 and S2-H02X</p> 	<p>S2-H21</p> 	<p>S2-H12</p> 	<p>S2-H30</p> 
<p>S2-H03</p> 	<p>S2-H11 and S2-H11X</p> 	<p>S2-H20 and S2-H20X</p> 	
<p>S 800-AUX</p> 	<p>S 800-AUX/ALT</p> 		
<p>S 500-H11</p> 	<p>S 500-H20</p> 	<p>S 500-S11</p> 	<p>S 500-S20</p> 

Auxiliary and signal contacts

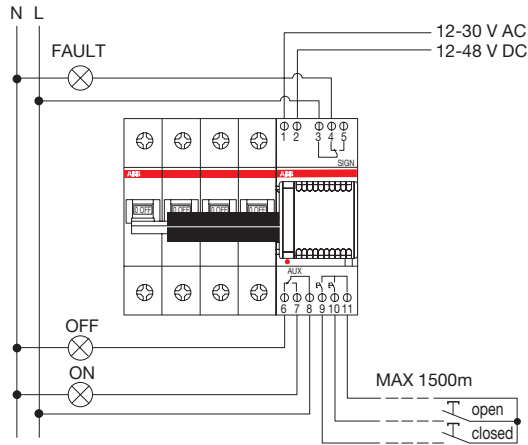
<p>S2C-H01</p> 	<p>S2C-H10</p> 
--	---

Quick product references

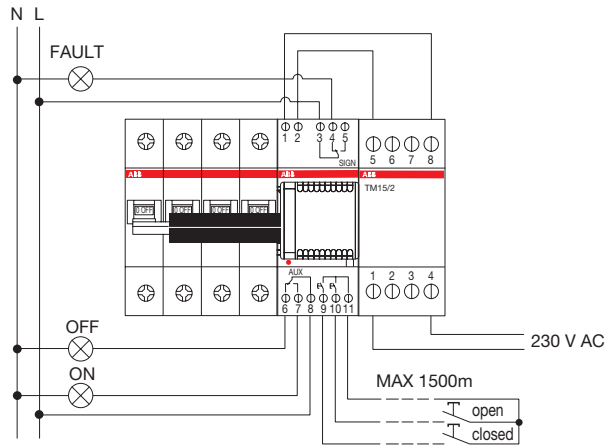
Overall dimensions

S2C-CM motor operating device

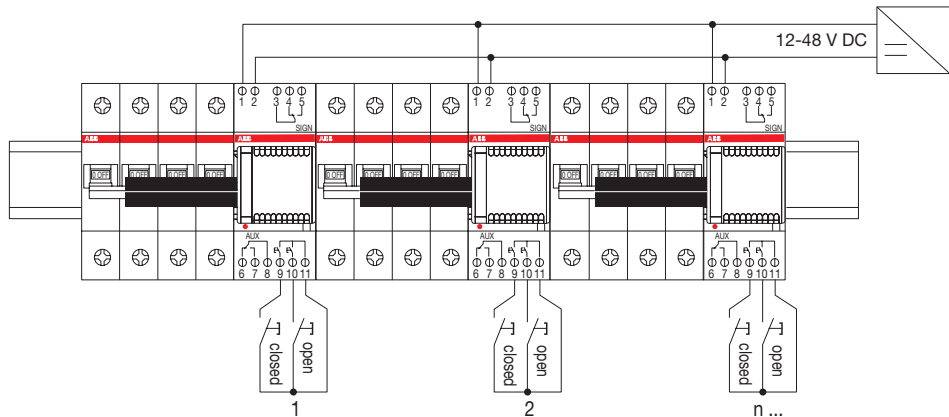
Low voltage use: 12...30 V AC, 12...48 V DC



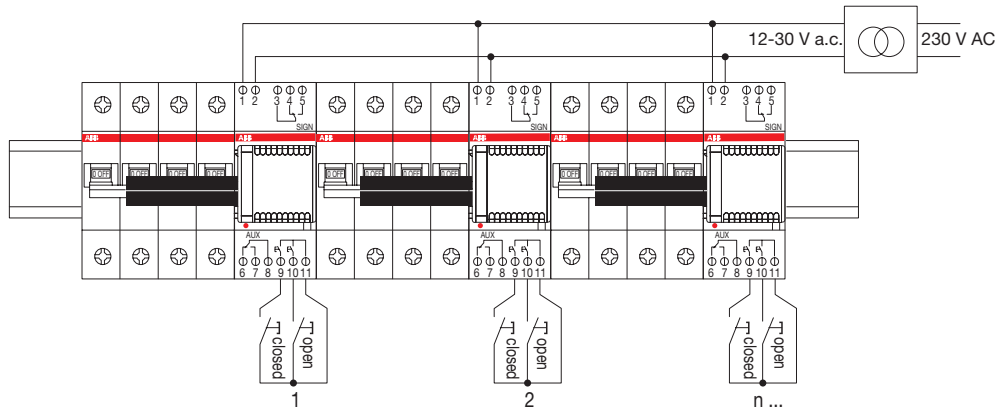
Use at 230 V AC via a TM15/12 bell transformer



Low voltage use of several motor operating devices: 12...30 V AC, 12...48 V DC


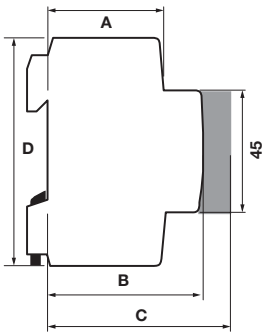


Use of several motor operating devices at 230 V AC via a single safety transformer




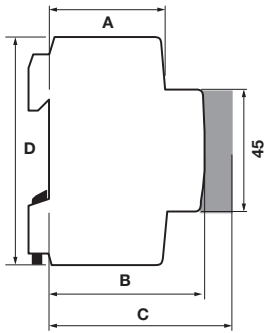
Quick product references

Overall dimensions



6

Product (with modular profile)	A [mm]	B [mm]	C [mm]	D [mm]	E [mm]	Modules
Miniature circuit breakers						
S 201 MT	44	-	69	88	17.5	1
S 201 MT Na					35	2
S 202 MT					35	2
S 203 MT					52.5	3
S 203 MT Na					70	4
S 204 MT					70	4
S 201 MT UC	44	-	69	88	17.5	1
S 202 MT UC					35	2
S 203 MT UC					52.5	3
S 204 MT UC					70	4
S 201 M UC	44	-	69	88	17.5	1
S 202 M UC					35	2
S 203 M UC					52.5	3
S 204 M UC					70	4
S 201 P	44	-	69	88	17.5	1
S 201 P Na					35	2
S 202 P					35	2
S 203 P					52.5	3
S 203 P Na					70	4
S 204 P					70	4
S 281 UC	44	-	69	90	17.5	1
S 282 UC					35	2
S 283 UC					52.5	3
S 284 UC					70	4
S 801 S	46	76,5	82,5	95	26,5	1
S 802 S					53	2
S 803 S					79,5	3
S 804 S					106	4
S 801 S UC	46	76,5	82,5	95	26,5	1
S 802 S UC					53	2
S 803 S UC					79,5	3
S 804 S UC					106	4
S 501 UC	56,5	80	92	91	25	1
S 502 UC					50	2
S 503 UC					75	3
S 504 UC					100	4
DS 201 T	43	58	69	85	35	2

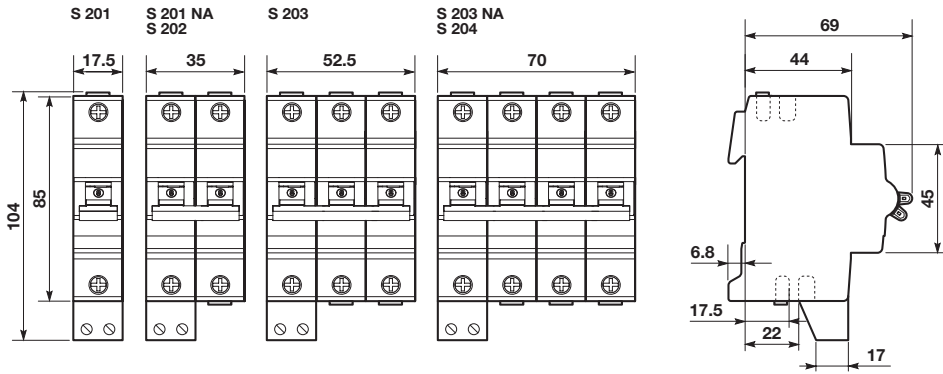


Product (with modular profile)	A [mm]	B [mm]	C [mm]	D [mm]	E [mm]	Modules
S2C-S/H6R	44	-	69	85	8,8	0.5
S2C-H6R						
S2C-H ...	See drawings					
S2-H ...	44	-	69	85	8,8	0.5
S2-H ...X						
S2-S ...						
S2-S/H						
S 800-AUX	See drawings					
S 800-AUX/ALT	See drawings					
S 500-H ...	See drawings					
S 500-S ...	See drawings					
S2C-Ax	44	-	69	85	17,5	1
S2-Ax						
S 800-SOR	See drawings					
S2C-CMx	See drawings					
S2-UA	44	-	74	85	17,4	1
S 800-UVR	See drawings					
S 800-RSU-H	See drawings					
S 500-RSU-H	See drawings					
S 803 S-SCL	See drawings					

Quick product references

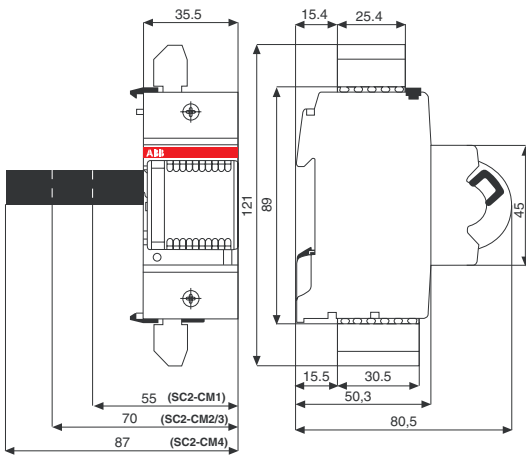
Overall dimensions

S 200 with bottom-fitting auxiliary contact

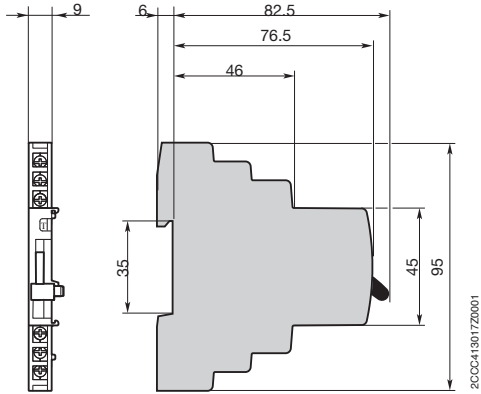


6

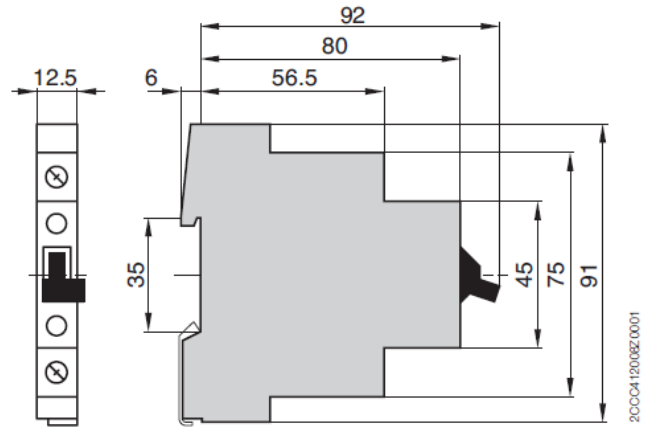
S 2C-CM



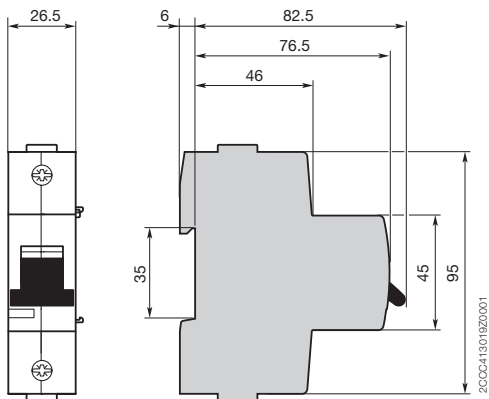
S 800-AUX, S 800-AUX/ALT



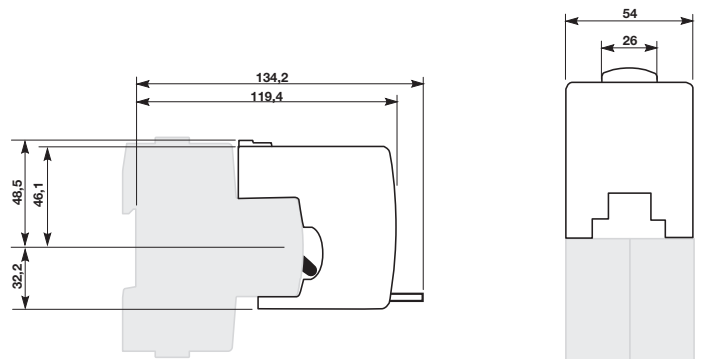
S 500-H ... and S 500-S ... Auxiliary and signal contact



S 800-SOR Shunt trip and S 800-UVR Undervoltage release



S 800-RSU-H and S 500-RSU-H Remote Switch unit



S 803 S-SCL Short circuit limiter

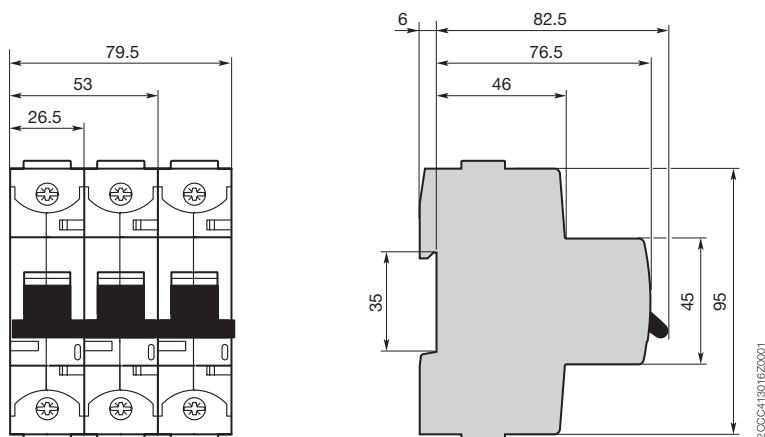



ABB Low Voltage solutions for rolling stock equipment



As part of our ongoing efforts to better satisfy your requirements, we develop and design solutions and products which are reliable, safe, easy to install and esthetic.

By offering connection solutions and in particular the entrelec® terminal blocks and ADO System® terminal blocks, our System pro M Compact® modular equipment range, our dedicated contactor range and our new range of voltage and current sensors, we are anxious to reinforce indeed increase our technological leadership.



Rail-mounted contactors

- 500/1000 V AC or 440/1000/1500 V DC
- 63 to 4000 A

For «power» applications in fixed installations. They feature simple and robust construction for intensive usage and long service life.



Contactors

TAL and AF contactors has been developed in order to meet the specific requirements of rolling stock applications (wide coil voltage range, ring tongue terminals...) and complies with main standards:

- Electrical equipment for rolling stock IEC 60077-1 & IEC 60077-2
- Shocks and vibrations IEC 61373
- Fire and smoke NF F 16101 / NF F 16102, ASTM standards

Our contactor range is available from:

- 5.5 to 160 kW, 400 V, AC-3
- 25 to 500 A, 690 V, AC-1, $\theta \leq 40$ °C.




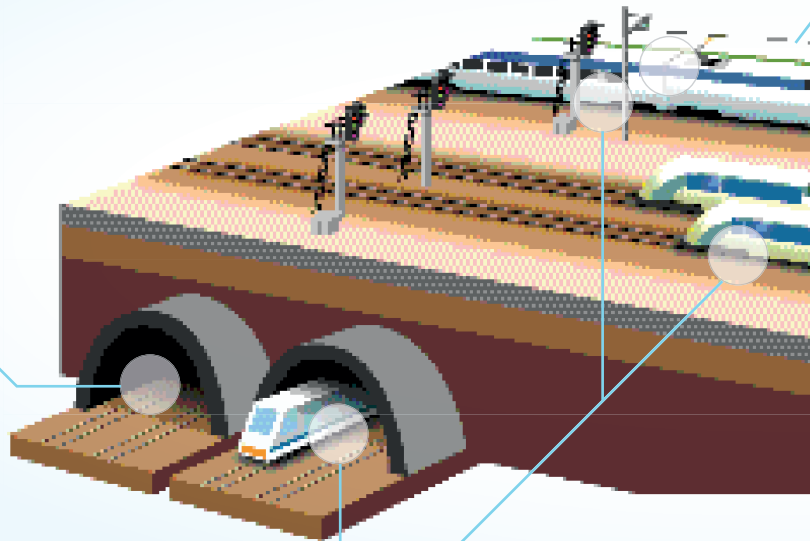
Miniature Circuit Breakers (MCBs)

- DIN-Rail mounting
- up to 125 A
- up to 50 kA breaking capacity




Residual Current Devices with Overcurrent protection (RCBOs)

- DIN-Rail mounting
- up to 40 A
- 6 kA breaking capacity



entrelec® terminal blocks

- ADO-ADO terminal blocks
- Spring terminal blocks
- Terminal blocks with tabs
- Terminal blocks with threaded components
- Rail-mounted terminal block assemblies.




Rolling stock

- Very high speed
- Regional transport
- Urban and Suburban transport
- Locomotives
- Maintenance.

Other ABB products:

- **AC Track:** pantograph circuit breakers
- **Converters**
- **IGBT GTO:** IGBT/GTO power semiconductors
- **Traction motors**
- **Robots**
- **Auxiliary LV motors**
- **Turbochargers.**



Tmax moulded case circuit breakers

- Up to 250 A (4 sizes)
- SNCF-qualified for mounting in rolling stock.



Current sensors

Closed loop hall effect sensors
CS type sensors - 300 to 2000 A

Voltage detectors

from 50 V to 1500 V DC

Voltage sensors



Electronic technology

Voltage measurements from 50 V to 5000 V.



LS position switches

- Plastic or metal case
- Width: 30, 40, 60 cm
- Version IP67, connection by cable.



Oucam 100 Machine for Wire label with partial shrinking

- Improve mounting and removing of the TYCO sleeves
- Safe markers on the wire without termination
- No losing risks
- Specially adapted to IDC and Spring terminations.




Control and signalling accessories

- Pushbuttons
- Rotating knobs
- Indicator lights
- Switches.

References to other low voltage-related documents for traction

In order to help you to find the support necessary for achieving the respective objectives of quality, safety and reliability, a list of the most relevant low voltage-related documents is given below. In these documents, it's possible to find other product ranges required in the Railways segment.

Catalogues



System pro M compact
DIN-Rail components for
low voltage installation
Order code:
2CSC400002D0211



S800/S500
The High Performance
MCB
Order code:
2CCC413003C0203



Motor protection & control
up to 18.5 kW / 20 hp
Manual motor starters, contactors,
overload relays & softstarters
Order code: 1SBC100155C0203




Brochures



R series contactors
Control of DC power
circuits up to 5000 A
Order code:
1SBC104116B0201



DC switching contactors,
type GAF
A compact contactor
up to 1000 V DC
Order code: 1SFC101004B0201




Electronic Products and
Relays
Electronic timers, measuring
and monitoring relays for
railways solutions
Order code: 2CDC110084B0201




SACE T_{max} XT
New low voltage moulded-
case circuit-breakers up to
250 A
Order code: 1SDC210033D0202



Brochures



Low voltage products and solutions for fixed and rolling stock applications
Order code:
1TXH000041B0201



Powering the railways
Efficient and reliable solutions for sustainable mobility
Order code:
9AKK105408A3016



App



Let ABB take you on an original train journey! Did you know that ABB technologies are key components for world's rail vehicles and track-side infrastructure? Passengers may not notice these things as the landscape slides by. ABB solutions and services for rail not only puts trains in motion, they watches over the trip as well.



Contact us

www.abb.com

Note:

We reserve the right to make technical changes or modify the contents of this document without prior notice. With regard to purchase orders, the agreed particulars shall prevail. ABB AG does not accept any responsibility whatsoever for potential errors or possible lack of information in this document.

We reserve all rights in this document and in the subject matter and illustrations contained therein. Any reproduction, disclosure to third parties or utilization of its contents – in whole or in parts – is forbidden without prior written consent of ABB AG.

Copyright© 2014 ABB
All rights reserved

Brochure number 2CDC002053D0204 (05/14-.pdf)