

UNIVERSITY OF ILLINOIS

CONDENSED ANALYSIS AND SUMMARIES

INTERNAL BUDGET

1965-1966

Prepared for presentation  
to the Board of Trustees,  
July 21, 1965

UNIVERSITY OF ILLINOIS

CONDENSED ANALYSIS AND SUMMARIES

INTERNAL BUDGET

1965-1966

Prepared for presentation  
to the Board of Trustees,  
July 21, 1965

## CONDENSED ANALYSIS OF THE ANNUAL BUDGET FOR OPERATIONS

1965-66

For the general operation of the University of Illinois for the bien-nium 1965-67, the 74th General Assembly of the State of Illinois appropriated \$196,363,662 from general tax revenues and \$18,100,000 from the University's own income, for a total of \$214,463,662. Of this total, \$102,389,271 has been allocated to 1965-66, and is shown as General Income in Schedules A, B, and D. The remaining \$112,074,391 will be held for 1966-67.

In addition to the operating funds appropriated by the General Assembly, there are certain funds for operations which are handled through the University Treasurer and included in the annual budget. Such funds, all earmarked for special purposes, include gifts, contracts, endowment income, appropriations from the Federal Government, and income from auxiliary activities (housing, Union buildings, bookstores) and other self-supporting operations. The estimated total of such restricted funds for 1965-66 is \$64,189,409.

### Summary of Budget Recommended

The proposed operating budget for 1965-66 totals \$166,578,680, of which \$93,394,271, or 56 per cent, comes from state tax funds.

Income from all sources for 1965-66 is estimated at \$166,578,680. Appropriations recommended total \$166,290,672, leaving an unappropriated reserve of \$288,008. The corresponding total budget for 1964-65, including changes during the year, was \$145,107,969 (see Schedule A). A summary of increases from general funds by colleges is shown in Schedule B, and further breakdowns are given in succeeding schedules.

### Summary of Increases

The increase in appropriations from general funds is \$14,814,068, distributed as follows:

Salary and Wage Rate Increases	
For academic staff	\$ 2,849,922
For nonacademic staff, including wages for hourly rate personnel	1,347,681
Total Salary & Wage Rate Increases	(4,197,603)
Additional Staff	
Academic	4,885,621
Nonacademic	2,168,895
Wages (hourly personnel)	691,191
Total Additional Staff	(7,745,707)
Retirement Contributions	273,100
Expense and Equipment	2,326,665
Increase in reserve for later assignment	<u>270,993</u>
 Total	 \$14,814,068

In addition to the increase in general funds, it is estimated that the budget from restricted funds will be increased by \$6,656,643. These increases are based on estimates of additional income from outside sources: grants and research contracts, auxiliary activities, and other self-supporting operations.

Thus, the total increase over the 1964-65 budget, for both general and restricted funds, is \$21,470,711.

#### Salary Increases

The sum of \$4,197,603 is included in the budget for salary increases to academic and nonacademic staff paid from general funds. Subject to the availability of funds, comparable adjustments have been made to persons paid from other than state funds. Salary increases have been widely distributed, but in accordance with established policy, they have been made on the basis of merit.

Adjustments have been made in minimum academic salaries as follows (present minimums are in parentheses):

	<u>9-mo. service</u>		<u>11-mo. service</u>	
Professor	(10,000)	10,500	(12,250)	12,850
Associate Professor	( 8,500)	8,750	(10,400)	10,700
Assistant Professor	( 6,700)	7,000	( 8,200)	8,550
Instructor & Research Associate	( 5,000)	5,200	( 6,100)	6,350
Assistant	( 4,400)	4,500	( 5,400)	5,500

Further adjustments in minimum salaries are anticipated for 1966-67. Many changes in nonacademic ranges have been made as a result of a study by the Office of Nonacademic Personnel. The ranges for clerical employees at Urbana-Champaign were found to be substantially below comparable positions in the community, and special adjustments have been made for this group.

Increases for employees under collective bargaining and prevailing rate agreements are generally not allocated to individuals in the budget, but funds have been reserved for those groups for whom negotiations are still in process, and for anticipated changes during the year.

#### Operation of New Buildings

The budget includes \$531,692 from general funds for the operation of new buildings. An additional \$305,545 is assigned from Contract Research Reserve to provide for operation of the Materials Research Laboratory and the Coordinated Sciences Laboratory Addition, plus the portion of the operating costs for other buildings that cannot be met from the funds made available under the standard used by the Board of Higher Education. The major buildings to be occupied are Civil Engineering, East Chemistry Addition, Morrill Hall Addition, Materials Research Laboratory, and Coordinated Sciences Laboratory Addition at Urbana-Champaign, and the Central National Bank Building at Chicago Circle.

Increased Enrollment

The budget is based upon the same enrollment projections which were included in the biennial budget requests reviewed by the State Board of Higher Education and submitted to the Legislature; namely, 1,105 (984 FTE) additional students at Urbana-Champaign, 2,986 (2,933 FTE) at Chicago Circle, and 140 (134 FTE) at the Medical Center. The total anticipated fall term enrollment is 38,865, including 28,125 at Urbana-Champaign, 8,200 at Chicago Circle, and 2,540 at the Medical Center.

Staff Additions

The sum of \$7,745,707 is included for additional staff, most of which is related to increased enrollment. As shown in Schedule C, 567 full-time equivalent academic positions and 432 nonacademic positions are added.

New and Improved Programs

The biennial budget provided funds for five new and improved programs which are included in the 1965-66 budget, as follows:

Systems engineering, for developing new techniques for organizing engineering equipment and operations	\$ 35,250
For teacher education in Engineering Technology	16,600
For improvement of the Art Collection in the Krannert Art Museum	10,000
To establish the Survey Research Laboratory in the Graduate College	55,870
To establish a new department of Meteorology (pending formal approval by the Board of Trustees and the Board of Higher Education, these funds, plus \$21,000 from increased enrollment funds, are included in the Liberal Arts & Sciences Administration budget)	<u>25,000</u>
	\$142,720

NOTE: Asterisks in the following schedules and summaries indicate totals or sub-totals.

## INTERNAL BUDGET, 1965-66

Schedule A

## COMPARATIVE SUMMARY OF INCOME AND APPROPRIATIONS

	<u>1964-65</u> <u>Revised</u>	<u>1965-66</u> <u>Proposed</u>
<u>Estimated Income</u>		
General	87,575,203	102,389,271
Restricted	<u>57,532,766</u>	<u>64,189,409</u>
Total Estimated Income	145,107,969*	166,578,680*
<u>Appropriations by Board of Trustees</u>		
From General Income	87,558,188	102,101,263
From Restricted Income	<u>57,532,766</u>	<u>64,189,409</u>
Total Appropriations	145,090,954*	166,290,672*
Unappropriated Balance form General Income	<u>17,015*</u>	<u>288,008*</u>
	<u>Proposed</u> <u>1965-66</u>	<u>%</u>
<u>Income by Source (See Schedule D)</u>		
State Appropriations	93,394,271	56.0
Federal Appropriations	5,197,757	3.1
Student Fees	6,025,000	3.6
Sales and Services	5,275,286	3.2
Endowments, Contracts and Gifts	29,168,900	17.6
Total Educational and General	139,061,214*	83.5*
Auxiliary Enterprises	24,684,466	14.8
Student Aid	<u>2,833,000</u>	<u>1.7</u>
Total Income	<u>166,578,680*</u>	<u>100.0*</u>
<u>Appropriations by Function</u>		
Administration and General	10,856,377	6.5
Retirement System	3,206,500	1.9
Instruction and Departmental Research	50,398,221	30.4
Activities Relating to Instruction	9,695,696	5.8
Organized Research	31,931,200	19.2
Extension and Public Services	13,807,740	8.3
Libraries	4,018,641	2.4
Physical Plant	14,358,231	8.6
Total Educational and General	138,272,606*	83.1*
Auxiliary Enterprises	24,684,466	14.9
Student Aid	<u>3,333,600</u>	<u>2.0</u>
Total Appropriations	<u>166,290,672*</u>	<u>100.0*</u>

INTERNAL BUDGET, 1965-66

COMPARATIVE SUMMARY OF INCOME AND APPROPRIATIONS  
(Continued)

	<u>Proposed 1965-66</u>	<u>%</u>
<u>Appropriations by Location</u>		
Urbana-Champaign (includes State- wide services)	117,969,707	70.9
Medical Center (includes Crippled Children)	32,353,697	19.5
Chicago Circle	<u>15,967,268</u>	<u>9.6</u>
Total Appropriations	<u>166,290,672*</u>	<u>100.0*</u>



## SUMMARY OF CHANGES IN APPROPRIATIONS FROM GENERAL FUNDS

	Revised 1964-65	Increase	Proposed 1965-66
Urbana-Champaign			
Agriculture	7,751,160	544,572	8,295,732
Commerce	2,207,080	181,065	2,388,145
Education	2,139,510	285,710	2,425,220
Engineering	6,300,397	657,143	6,957,540
Fine & Applied Arts	2,729,045	300,900	3,029,945
Graduate College	1,346,456	207,886	1,554,342
Journalism & Communications	776,757	49,518	826,275
Law	482,120	70,460	552,580
Liberal Arts & Sciences	11,453,176	1,890,792	13,343,968
Physical Education	1,163,383	197,386	1,360,769
University Extension	969,396	161,549	1,130,945
Veterinary Medicine	739,733	109,495	849,228
Other Academic Units	2,575,491	290,394	2,865,885
Library & Library School	2,580,406	493,835	3,074,241
Physical Plant	7,106,921	631,712	7,738,633
Administrative Offices	7,752,856	1,214,947	8,967,803
Total, Urbana-Champaign	58,073,887*	7,287,364*	65,361,251
Medical Center			
Crippled Children	1,945,520	42,080	1,987,600
Dentistry	1,136,284	103,582	1,239,866
Graduate College	59,850	7,220	67,070
Medicine	4,530,716	423,877	4,954,593
Nursing	351,470	89,570	441,040
Pharmacy	726,863	78,093	804,956
Physical Education	24,300	885	25,185
Research & Educational Hospitals	7,542,101	766,367	8,308,468
Other Academic Units	358,835	58,045	416,880
Library	178,185	31,355	209,540
Physical Plant	3,486,030	171,444	3,657,474
Administration & General	1,539,235	252,394	1,791,629
Total, Medical Center	21,879,389*	2,024,912*	23,904,301*
Chicago Circle			
Business Administration	307,540	228,125	535,665
Division of Education	49,370	108,720	158,090
Engineering	685,484	328,407	1,013,891
Architecture and Art	316,077	142,291	458,368
Graduate College	--	27,820	27,820
Liberal Arts & Sciences	2,053,513	1,607,460	3,660,973
Physical Education	236,454	78,500	314,954
Other Academic Units	161,580	107,350	268,930
Library	260,355	556,535	816,890
Physical Plant	2,005,805	546,964	2,552,769
Administration & General	1,528,734	1,498,627	3,027,361
Total Chicago Circle	7,604,912*	5,230,799*	12,835,711*
Unappropriated	17,015	270,993	288,008
Total, Entire University	87,575,203*	14,814,068*	102,389,271*

SUMMARY OF SALARY POSITIONS, WITH CHANGES FROM 1964-65  
(FULL-TIME EQUIVALENT)  
GENERAL FUNDS ONLY

	Academic Staff		Nonacademic Staff	
	FTE 1965-66	Change from 1964-65	FTE 1965-66	Change from 1964-65
<b>Urbana-Champaign</b>				
Agriculture	465.19	-1.83	494.68	11.27
Commerce	194.26	6.18	38.50	1.00
Education	190.58	17.70	53.80	5.80
Engineering	465.32	18.47	184.43	6.50
Fine and Applied Arts	248.11	11.58	41.17	4.17
Graduate College	75.57	8.07	46.30	2.38
Journalism	35.68	.30	44.35	2.50
Law	29.33	3.00	10.00	1.00
Liberal Arts & Sciences	1290.85	148.23	227.25	26.00
Physical Education	111.08	11.00	40.87	6.00
University Extension	35.32	3.35	25.13	1.00
Veterinary Medicine	44.63	2.76	37.50	6.00
Other Academic Units	82.71	8.00	60.50	1.50
Library & Library School	160.50	10.00	155.08	15.50
Physical Plant	8.00	1.00	55.41	--
Administration & General	155.00	19.00	513.10	50.40
Total, Urbana-Champaign	3592.13*	266.81*	2028.07*	141.02*
<b>Medical Center</b>				
Crippled Children	8.00	2.00	51.00	--
Dentistry	67.83	3.43	62.93	2.00
Graduate College	.50	--	2.00	1.00
Medicine	246.60	8.31	146.87	2.50
Nursing	43.00	6.00	8.00	3.00
Pharmacy	58.20	--	26.00	3.00
Physical Education	1.00	--	1.50	--
Research & Educational Hospitals	5.02	--	778.50	61.50
Other Academic Units	12.20	1.00	33.21	5.00
Library	8.00	--	10.00	1.00
Physical Plant	1.50	--	43.75	2.40
Administration & General	17.24	3.09	113.45	19.97
Total, Medical Center	469.09*	23.83*	1277.21*	101.37*
<b>Chicago Circle</b>				
Business Administration	45.08	18.58	6.00	1.00
Education	13.00	9.00	3.00	2.00
Engineering	76.17	23.44	20.00	4.00
Architecture and Art	38.10	11.65	7.00	1.50
Graduate College	1.09	1.09	1.00	1.00
Liberal Arts & Sciences	370.83	152.07	38.80	13.00
Physical Education	39.51	12.35	5.88	--
Other Academic Units	--	--	1.00	--
Library	31.90	16.00	43.00	27.00
Physical Plant	.50	--	31.25	8.40
Administration & General	78.53	32.23	234.16	131.50
Total, Chicago Circle	694.71*	276.41*	391.09*	189.40*
Total, Entire University	4755.93*	567.05*	3696.37* <sup>1/</sup>	431.79*

<sup>1/</sup> Not including approximately 1,800 persons paid from wages

## INTERNAL BUDGET, 1965-66

Schedule D

## ESTIMATED INCOME

	General Income	Restricted Income	Total
<b>I. <u>Education and General</u></b>			
<b>A. Public Appropriations</b>			
State			
For Current Operations	93,339,271		93,339,271
Vocational Education	55,000		55,000
Total, State	93,394,271*		93,394,271*
Federal			
Morrill-Nelson, Bankhead- Jones	439,618		439,618
Hatch		1,009,716	1,009,716
Regional Research		251,605	251,605
Agricultural Marketing Title II		6,097	6,097
McIntire-Stennis		9,127	9,127
USDA Supplemental		45,050	45,050
Research & Marketing Extension		28,900	28,900
Smith-Lever		2,219,231	2,219,231
Social Security Act - Services for Crippled Children		1,188,413	1,188,413
Total, Federal	439,618*	4,758,139*	5,197,757*
<b>B. Fees</b>			
Student Fees	6,769,983		6,769,983
Less Fees for Housing	-1,104,983		-1,104,983
Net Student Fees	5,665,000*		5,665,000*
Extension Fees	360,000		360,000
Total, Fees	6,025,000*		6,025,000*
<b>C. Sales and Service of Educational Departments and Miscellaneous Current Income</b>			
Research & Educational Hospit- als	1,275,000	276,100	1,551,100
Dentistry		167,800	167,800
Aviation		430,270	430,270
Agriculture		742,173	742,173
Commerce		68,100	68,100
Education		74,300	74,300
Engineering		81,320	81,320
Fine & Applied Arts		50,620	50,620
University Extension		731,504	731,504
Veterinary Medicine		93,130	93,130
University Press		427,745	427,745

## INTERNAL BUDGET, 1965-66

Schedule D  
(Cont.)

## ESTIMATED INCOME, Continued

	General Income	Restricted Income	Total
Investment Income	330,000		330,000
All Other	275,382	251,842	527,224
Total Sales, Services and Miscellaneous Current Income	1,880,382*	3,394,904*	5,275,286*
<b>D. Trust Income for Educational Purposes</b>			
Endowment Income		192,500	192,500
Gifts from Private Sources, Urbana	75,000	2,402,500	2,477,500
Gifts from Private Sources, Chicago	25,000	630,000	655,000
U.S. Contracts		20,582,900	20,582,900
State Contracts		1,111,000	1,111,000
Indirect Costs, Urbana	475,000	3,197,000	3,672,000
Indirect Costs, Chicago	75,000	403,000	478,000
Total, Trust Income	650,000*	28,518,900*	29,168,900*
Total, Educational and General	102,389,271*	36,671,943*	139,061,214*
<b>II. <u>Auxiliary Enterprises and Activities</u></b>			
Income from Operations		24,684,466	24,684,466
<b>III. <u>Student Aid</u></b>			
Endowment Income		152,000	152,000
Gifts		707,000	707,000
U.S. Contracts		1,755,000	1,755,000
State Contracts		2,000	2,000
Indirect Costs		217,000	217,000
Total, Student Aid		2,833,000*	2,833,000*
Grand Total, Estimated Income	102,389,271*	64,189,409*	166,578,680*

## INTERNAL BUDGET SUMMARY

1965-1966 GENERAL  
APPROPRIATIONS

	Present Amount	Proposed Amount		
		Salaries	Wages, Exp. & Equip.	Total
□ ADMINISTRATION & GEN				
URBANA-CHAMPAIGN	7973360	4923343	4212065	9135408
CHICAGO MED CENTER	1539235	1002979	745950	1748929
CHICAGO CIRCLE	1507834	1737770	695020	2432790
	11020429*	7664092*	5653035*	13317127*
□ INSTRUCTION				
URBANA-CHAMPAIGN	29367144	30440112	2982615	33422727
CHICAGO MED CENTER	6842838	6959037	626323	7585360
CHICAGO CIRCLE	3830918	6614582	409680	7024262
	40040900*	44013731*	4018618*	48032349*
□ ORGANIZED ACTIVITIES RELATING TO INSTRUCT				
URBANA-CHAMPAIGN	215180	201770	19000	220770
CHICAGO MED CENTER	7542101	4408975	3899493	8308468
	7757281*	4610745*	3918493*	8529238*
□ ORGANIZED RESEARCH				
URBANA-CHAMPAIGN	6370403	5907244	1003096	6910340
CHICAGO MED CENTER	325480	272314	71916	344230
	6695883*	6179558*	1075012*	7254570*
□ EXTENSION AND PUBLIC SERVICES				
URBANA-CHAMPAIGN	4292013	3905887	759640	4665527
CHICAGO MED CENTER	1945520	495300	1492300	1987600
	6237533*	4401187*	2251940*	6653127*
□ LIBRARIES				
URBANA-CHAMPAIGN	2412406	1758062	1121529	2879591
CHICAGO MED CENTER	178185	122440	87100	209540
CHICAGO CIRCLE	260355	451740	365150	816890
	2850946*	2332242*	1573779*	3906021*

INTERNAL BUDGET SUMMARY  
1965-1966 GENERAL  
APPROPRIATIONS CONT

	Present Amount	Proposed Amount		
		Salaries	Wages, Exp. & Equip.	Total
□ PHYSICAL PLANT				
URBANA-CHAMPAIGN	7084781	522315	7175673	7697988
CHICAGO MED CENTER	3486030	328975	3328499	3657474
CHICAGO CIRCLE	2005805	256857	2295912	2552769
	12576616*	1108147*	12800084*	13908231*
□ STUDENT AID				
URBANA-CHAMPAIGN	358600		428900	428900
CHICAGO MED CENTER	20000		62700	62700
CHICAGO CIRCLE			9000	9000
	378600*	*	500600*	500600*
 TOTAL GENERAL	 87558188*	 70309702*	 31791561*	 102101263*

## INTERNAL BUDGET SUMMARY

SCHEDULE E  
CONTINUED1965-1966 RESTRICTED  
APPROPRIATIONS

	Present Amount	Proposed Amount		
		Salaries	Wages, Exp. & Equip.	Total
□ ADMINISTRATION & GEN				
URBANA-CHAMPAIGN	589905	410270	260480	670750
CHICAGO MED CENTER	75000	50000	25000	75000
	664905*	460270*	285480*	745750*
□ INSTRUCTION				
URBANA-CHAMPAIGN	1014760	703080	463920	1167000
CHICAGO MED CENTER	1204072	483972	714600	1198572
CHICAGO CIRCLE	300		300	300
	2219132*	1187052*	1178820*	2365872*
□ ORGANIZED ACTIVITIES RELATING TO INSTRUCT				
URBANA-CHAMPAIGN	665418	181358	495000	676358
CHICAGO MED CENTER	447590	74100	416000	490100
	1113008*	255458*	911000*	1166458*
□ ORGANIZED RESEARCH				
URBANA-CHAMPAIGN	19463120	11411423	9665207	21076630
CHICAGO MED CENTER	3051000	1877000	1723000	3600000
	22514120*	13288423*	11388207*	24676630*
□ EXTENSION AND PUBLIC SERVICES				
URBANA-CHAMPAIGN	5745626	1513764	4064636	5578400
CHICAGO MED CENTER	1307774	602092	974121	1576213
	7053400*	2115856*	5038757*	7154613*

## INTERNAL BUDGET SUMMARY

SCHEDULE E  
CONTINUED1965-1966 RESTRICTED  
APPROPRIATIONS CONT

	Present Amount	Proposed Amount		
		Salaries	Wages, Exp. & Equip.	Total
□ LIBRARIES				
URBANA-CHAMPAIGN	131050	10620	101000	111620
CHICAGO MED CENTER			1000	1000
	131050*	10620*	102000*	112620*
URBANA-CHAMPAIGN	65000	145000	285000	430000
CHICAGO MED CENTER			20000	20000
	65000*	145000*	305000*	450000*
□ AUXILIARY ENTERPRISE				
URBANA-CHAMPAIGN	18887109	1180061	18988637	20168698
CHICAGO MED CENTER	1357554	98756	1285755	1384511
CHICAGO CIRCLE	1076988	447651	2683606	3131257
	21321651*	1726468*	22957998*	24684466*
□ STUDENT AID				
URBANA-CHAMPAIGN	2346500		2729000	2729000
CHICAGO MED CENTER	104000	2000	102000	104000
	2450500*	2000*	2831000*	2833000*
TOTAL RESTRICTED	57532766*	19191147*	44998262*	64189409*



## INTERNAL BUDGET SUMMARY

1965-1966 URBANA-  
CHAMPAIGN

	Present Amount	Proposed Amount		
		Salaries	Wages, Exp. & Equip.	Total
□ ADMINISTRATION & GEN				
ADMIN & GENERAL	7553386	4651948	3956515	8608463
EDUCATION	100910	89665	28000	117665
PHYSICAL EDUCATION	188724	162590	97845	260435
UNIVERSITY PRESS	108200		108200	108200
PHYSICAL PLANT	22140	19140	21505	40645
	7973360*	4923343*	4212065*	9135408*
□ INSTRUCTION				
ADMIN & GENERAL	161110	206480	88800	295280
AGRICULTURE	1763746	1695036	232235	1927271
COMMERCE & BUS ADM	1989490	2047260	116300	2163560
EDUCATION	1512995	1564425	186930	1751355
ENGINEERING	5204325	5287486	472650	5760136
FINE & APPLIED ARTS	2541950	2581080	246950	2828030
GRADUATE COLLEGE	197780	188700	36600	225300
JOURNALISM & COMMUN	318627	328180	24400	352580
LAW	477520	523580	24400	547980
LIBERAL ARTS & SCI	11453176	12156728	1187240	13343968
PHYSICAL EDUCATION	974659	984554	115780	1100334
VETERINARY MEDICINE	712193	760388	59400	819788
ARMED FORCES	40350	28620	13550	42170
INSTITUTE AVIATION	530253	448025	124150	572175
SOCIAL WORK	251060	273500	24650	298150
UMMER SESSION	1069910	1179890	20110	1200000
LIBRARY	168000	186180	8470	194650
	29367144*	30440112*	2982615*	33422727*
□ ORGANIZED ACTIVITIES RELATING TO INSTRUCT EDUCATION	215180 215180*	201770 201770*	19000 19000*	220770 220770*
□ ORGANIZED RESEARCH				
AGRICULTURE	3431294	3127580	516276	3643856
COMMERCE & BUS ADM	139035	125605	20700	146305
EDUCATION	231845	227070	17800	244870
ENGINEERING	1096072	1032104	165300	1197404
FINE & APPLIED ARTS	91835	88300	9000	97300
GRADUATE COLLEGE	833676	746142	222900	969042
JOURNALISM & COMMUN	86358	83563	6330	89893
VETERINARY MEDICINE	27540	21400	8040	29440
GOVT & PUBLIC AFFAIR	95125	90195	10550	100745
LABOR & INDUST REL	337623	365285	26200	391485
	6370403*	5907244*	1003096*	6910340*

## INTERNAL BUDGET SUMMARY

1965-1966 URBANA-  
CHAMPAIGN CONT

	Present Amount	Proposed Amount		Total
		Salaries	Wages, Exp. & Equip.	
□ EXTENSION AND PUBLIC SERVICES				
ADMIN & GENERAL	10360	8660	2100	10760
AGRICULTURE	2556120	2696025	28580	2724605
COMMERCE & BUS ADM	78555	70280	8000	78280
EDUCATION	78580	86760	3800	90560
FINE & APPLIED ARTS	84260	86685	6930	93615
JOURNALISM & COMMUN	371772	260912	122890	383802
UNIVERSITY EXTENSION	969396	556105	574840	1130945
UNIVERSITY PRESS	142970	140460	12500	152960
	4292013*	3905887*	759640*	4665527*
□ LIBRARIES				
LIBRARY	2412406	1758062	1121529	2879591
	2412406*	1758062*	1121529*	2879591*
□ PHYSICAL PLANT				
PHYSICAL PLANT	7084781	522315	7175673	7697988
	7084781*	522315*	7175673*	7697988*
□ STUDENT AID				
ADMIN & GENERAL	28000		53300	53300
FINE & APPLIED ARTS	11000		11000	11000
GRADUATE COLLEGE	315000		360000	360000
LAW	4600		4600	4600
	358600*	*	428900*	428900*
TOTAL GENERAL	58073887*	47658733*	17702518*	65361251*

## INTERNAL BUDGET SUMMARY

1965-1966 URBANA-  
CHAMPAIGN CONT

	Present Amount	Proposed Amount		Total
		Salaries	Wages, Exp. & Equip.	
□ ADMINISTRATION & GEN				
ADMIN & GENERAL	572905	410270	243480	653750
EDUCATION	3000		3000	3000
PHYSICAL EDUCATION	14000		14000	14000
	589905*	410270*	260480*	670750*
□ INSTRUCTION				
ADMIN & GENERAL	7000	4000	3000	7000
AGRICULTURE	26000	11000	16000	27000
COMMERCE & BUS ADM	10100	30200	7900	38100
EDUCATION	141000	70000	31000	101000
ENGINEERING	101000	64000	62000	126000
FINE & APPLIED ARTS	30100		31600	31600
GRADUATE COLLEGE	20000	11000	13000	24000
JOURNALISM & COMMUN	9000	9000	2000	11000
LAW	11000	10000	2000	12000
LIBERAL ARTS & SCI	466000	352000	193500	545500
PHYSICAL EDUCATION	1000		1000	1000
VETERINARY MEDICINE	85000	50000	35000	85000
ARMED FORCES	3200		3200	3200
INSTITUTE AVIATION	19000	7000	19000	26000
GOVT & PUBLIC AFFAIR	8000	3000	5000	8000
SOCIAL WORK	55000	75000	18000	93000
LIBRARY SCHOOL	22360	6880	20720	27600
	1014760*	703080*	463920*	1167000*
□ ORGANIZED ACTIVITIES RELATING TO INSTRUCT				
AGRICULTURE	85998	19458	67500	86958
EDUCATION	60000	49000	17000	66000
VETERINARY MEDICINE	92020	23130	70000	93130
INSTITUTE AVIATION	427400	89770	340500	430270
	665418*	181358*	495000*	676358*

## INTERNAL BUDGET SUMMARY

1965-1966 URBANA-  
CHAMPAIGN CONT

	Present Amount	Proposed Amount		Total
		Salaries	Wages, Exp. & Equip.	
□ ORGANIZED RESEARCH				
ADMIN & GENERAL	62000	55000	33000	88000
AGRICULTURE	3100460	1209953	1927157	3137110
COMMERCE & BUS ADM	128000	129000	104000	233000
EDUCATION	1006000	932000	379000	1311000
ENGINEERING	8983460	5187470	4061350	9248820
FINE & APPLIED ARTS	100100	60000	42100	102100
GRADUATE COLLEGE	1695000	945000	955000	1900000
JOURNALISM & COMMUN	141000	77000	67000	144000
LAW	3000	26000	4000	30000
LIBERAL ARTS & SCI	3726000	2382000	1829000	4211000
PHYSICAL EDUCATION	63500	40000	24000	64000
VETERINARY MEDICINE	313000	276000	183000	459000
GOVY & PUBLIC AFFAIR	15000	12000	3000	15000
LABOR & INDUST REL	27600	42000	19600	61600
SOCIAL WORK	14000	5000	1000	6000
UNIVERSITY PRESS	15000		15000	15000
LIBRARY & LIB SCH	70000	33000	18000	51000
	19463120*	11411423*	9665207*	21076630*
□ EXTENSION AND PUBLIC SERVICES				
ADMIN & GENERAL	270000	50000	29000	79000
AGRICULTURE	3400331	833915	2566416	3400331
COMMERCE & BUS ADM	71000	1500	69500	71000
EDUCATION	52320	20680	44120	64800
ENGINEERING	20300	9700	16000	25700
FINE & APPLIED ARTS	33800	4720	29200	33920
JOURNALISM & COMMUN	34000	22000	12000	34000
LAW	13000		13000	13000
PHYSICAL EDUCATION	1200		1200	1200
UNIVERSITY EXTENSION	808190	156504	659500	816004
VETERINARY MEDICINE	3000		3000	3000
GOVT & PUBLIC AFFAIR	700		700	700
LABOR & INDUST REL	84000	4000	10000	14000
UNIVERSITY PRESS	424785	87745	360000	447745
INTERNATIONAL COOP	525000	320000	250000	570000
LIBRARY & LIB SCH	4000	3000	1000	4000
	5745626*	1513764*	4064636*	5578400*

## INTERNAL BUDGET SUMMARY

1965-1966 URBANA-  
CHAMPAIGN CONT

	Present Amount	Proposed Amount		Total
		Salaries	Wages, Exp. & Equip.	
LIBRARY	131050	10620	101000	111620
	131050*	10620*	101000*	111620*
□ PHYSICAL PLANT				
PHYSICAL PLANT	65000	145000	285000	430000
	65000*	145000*	285000*	430000*
□ AUXILIARY ENTERPRISE				
ADMIN & GENERAL	1344626	254666	1070500	1325166
AGRICULTURE	51320	5820	45500	51320
UNIVERSITY EXTENSION	158825	67825	91000	158825
PHYSICAL PLANT	17332338	851750	17781637	18633387
	18887109*	1180061*	18988637*	20168698*
□ STUDENT AID				
STUDENT AID	2346500		2729000	2729000
	2346500*	*	2729000*	2729000*
TOTAL RESTRICTED	48908488*	1555576*	37052880*	52608456*

## INTERNAL BUDGET SUMMARY

1965-1966 CHICAGO  
MED CENTER

	Present Amount	Proposed Amount		
		Salaries	Wages, Exp. & Equip.	Total
□ ADMINISTRATION & GEN ADMIN & GENERAL	1539235 1539235*	1002979 1002979*	745950 745950*	1748929 1748929*
□ INSTRUCTION				
DENTISTRY	1136284	1205471	34395	1239866
GRADUATE COLLEGE	19850	24570	2500	27070
MEDICINE	4485316	4460575	445978	4906553
COLLEGE OF NURSING	351470	412740	28300	441040
PHARMACY	726863	702606	102350	804956
PHYSICAL EDUCATION	24300	18985	6200	25185
ILLUSTRATION STUDIOS	98755	134090	6600	140690
	6842838*	6959037*	626323*	7585360*
□ ORGANIZED ACTIVITIES RELATING TO INSTRUCT RES & ED HOSPITALS	7542101 7542101*	4408975 4408975*	3899493 3899493*	8308468 8308468*
□ ORGANIZED RESEARCH				
GRADUATE COLLEGE	20000		20000	20000
MEDICINE	45400	45540	2500	48040
AERO-MED LAB	112548	98818	21880	120698
MEDICAL RESEARCH LAB	51532	51290	3000	54290
INSTIT FOR TB RES	96000	76666	24536	101202
	325480*	272314*	71916*	344230*
□ EXTENSION AND PUBLIC SERVICES				
CRIPPLED CHILDREN	1945520 1945520*	495300 495300*	1492300 1492300*	1987600 1987600*
□ LIBRARIES				
LIBRARY	178185 178185*	122440 122440*	87100 87100*	209540 209540*
□ PHYSICAL PLANT				
PHYSICAL PLANT	3486030 3486030*	328975 328975*	3328499 3328499*	3657474 3657474*
□ STUDENT AID				
ADMIN & GENERAL			42700	42700
GRADUATE COLLEGE	20000 20000*		20000 62700*	20000 62700*
TOTAL GENERAL	21879389*	13590020*	10314281*	23904301*

## INTERNAL BUDGET SUMMARY

SCHEDULE G  
CONTINUED1965-1966 CHICAGO  
MED CENTER CONT

	Present Amount	Proposed Amount		Total
		Salaries	Wages, Exp. & Equip.	
□ ADMINISTRATION & GEN ADMIN & GENERAL	75000 75000*	50000 50000*	25000 25000*	75000 75000*
□ INSTRUCTION				
ADMIN & GENERAL	2000	1000	1000	2000
DENTISTRY	292000	107000	57000	164000
GRADUATE COLLEGE	14300	7000	7300	14300
MEDICINE	854272	334972	613300	948272
COLLEGE OF NURSING	35000	34000	35000	69000
LIBRARY	6500		1000	1000
	1204072*	483972*	714600*	1198572*
□ ORGANIZED ACTIVITIES RELATING TO INSTRUCT				
DENTISTRY	166000	36000	170000	206000
RES & ED HOSPITALS	281590	38100	246000	284100
	447590*	74100*	416000*	490100*
□ ORGANIZED RESEARCH				
ADMIN & GENERAL			2000	2000
DENTISTRY	405000	232000	190000	422000
GRADUATE COLLEGE	125000	15000	110000	125000
MEDICINE	2365000	1530000	1334000	2864000
COLLEGE OF NURSING	4000	3000	1000	4000
PHARMACY	113000	86000	60000	146000
AERO-MED LAB	14000	8000	8000	16000
INSTIT FOR TB RES	25000	3000	18000	21000
	3051000*	1877000*	1723000*	3600000*
□ EXTENSION AND PUBLIC SERVICES				
CRIPPLED CHILDREN	1064974	412092	796321	1208413
DENTISTRY	7800		7800	7800
MEDICINE	235000	190000	170000	360000
	1307774*	602092*	974121*	1576213*
□ LIBRARY				
LIBRARY			1000	1000
	*	*	1000*	1000*
□ PHYSICAL PLANT				
PHYSICAL PLANT			20000	20000
	*	*	20000*	20000*

## INTERNAL BUDGET SUMMARY

SCHEDULE G  
CONTINUED1965-1966 CHICAGO  
MED CENTER CONT

	Present Amount	Proposed Amount		Total
		Salaries	Wages, Exp. & Equip.	
□ AUXILIARY ENTERPRISE				
ADMIN & GENERAL	127460	11400	131500	142900
PHYSICAL PLANT	1230094	87356	1154255	1241611
	1357554*	98756*	1285755*	1384511*
□ STUDENT AID				
SCHOLARSHIPS FELLOWS	104000	2000	102000	104000
	104000*	2000*	102000*	104000*
TOTAL RESTRICTED	7546990*	3187920*	5261476*	8449396*



## INTERNAL BUDGET SUMMARY


1965-1966 CHICAGO  
CIRCLE

	Present Amount	Proposed Amount		
		Salaries	Wages, Exp. & Equip.	Total
□ ADMINISTRATION & GEN ADMIN & GENERAL	1507834 1507834*	1737770 1737770*	695020 695020*	2432790 2432790*
□ INSTRUCTION	20900	489766	95805	585571
BUSINESS ADMIN	307540	524660	11005	535665
EDUCATION	49370	148670	9420	158090
ENGINEERING	685484	944441	69450	1013891
ARCHITECTURE & ART	316077	422618	35750	458368
GRADUATE COLLEGE		25320	2500	27820
LIBERAL ARTS & SCI	2053513	3501823	159150	3660973
PHYSICAL EDUCATION	236454	291554	23400	314954
ARMED FORCES	7880	4920	3200	8120
SUMMER SESSION	153700	260810		260810
	3830918*	6614582*	409680*	7024262*
□ LIBRARIES				
LIBRARY	260355 260355*	451740 451740*	365150 365150*	816890 816890*
□ PHYSICAL PLANT				
PHYSICAL PLANT	2005805 2005805*	256857 256857*	2295912 2295912*	2552769 2552769*
□ STUDENT AID				
ADMIN & GENERAL			9000 9000*	9000 9000*
		*	*	
TOTAL GENERAL	7604912*	9060949*	3774762*	12835711*

## INTERNAL BUDGET SUMMARY

SCHEDULE H  
CONTINUED1965-1966 CHICAGO  
CIRCLE CONT

	Present Amount	Proposed Amount		
		Salaries	Wages, Exp. & Equip.	Total
□ INSTRUCTION				
ARMED FORCES	300		300	300
	300*		*	300*
□ AUXILIARY ENTERPRISE				
ADMIN & GENERAL	140540	18071	254320	272391
PHYSICAL EDUCATION	60100	28700	63000	91700
PHYSICAL PLANT	876348	400880	2366286	2767166
	1076988*	447651*	2683606*	3131257*
TOTAL RESTRICTED	1077288*	447651*	2683906*	3131557*



## INTERNAL BUDGET SUMMARY

1965-1966 URBANA  
ADMINISTRATION & GEN

	Present Amount	Proposed Amount		Total
		Salaries	Wages, Exp. & Equip.	
□ ADMIN & GENERAL				
BOARD OF TRUSTEES	67690	37910	32000	69910
BOARD OF TRUSTEES				
AUDIT UNI ACCOUNTS	24300		24300	24300
PRESIDENTS OFFICE	273055	265080	36500	301580
PRESIDENTS OFFICE				
CITIZENS COMMITTEE	15800	9500	7800	17300
PRESIDENTS OFFICE				
INCIDENTAL & EMERGCY	6000		6000	6000
PRESIDENTS OFFICE				
MEMBERSHIPS IN ORGAN	9250		9525	9525
PRESIDENTS OFFICE				
PUBLIC FUNCTIONS	53000		50000	50000
COMMENCEMENT	23000		25000	25000
EXEC VP & PROVOST				
PROVOST	139820	134540	19500	154040
EXEC VP & PROVOST				
INSTITUTIONAL RES	107845	103950	17500	121450
EXEC VP & PROVOST				
COMM STUDENT ENGLISH	20310	18480	2500	20980
EXEC VP & PROVOST				
CENTRAL OFC ON SPACE	82040	90620	16300	106920
EXEC VP & PROVOST				
GEN-UNIV LECTURES	10000		10000	10000
EXEC VP & PROVOST				
HONORS PROGRAMS	72920	74165	19200	93365
EXEC VP & PROVOST				
COUNSELING SERVICE	278930	281325	29500	310825
EXEC VP & PROVOST				
STATISTICAL SERVICE	543300	459000	396840	855840
VP & COMPTROLLER				
COMPTROLLER	97600	98370	18100	116470
VP & COMPTROLLER				
ACCOUNTING	185880	169390	35000	204390
VP & COMPTROLLER				
AUDITING	111645	104300	12600	116900
VP & COMPTROLLER				
BURSAR	225800	186580	54200	240780
VP & COMPTROLLER				
PURCHASING	232000	224140	28700	252840
VP & COMPTROLLER				
SAFETY COORDINATOR	24420	23970	2500	26470
VP & COMPTROLLER				
RETIREMENT SYSTEM	2228540		2413660	2413660
VP & COMPTROLLER				
RETIRING ALLOWANCES	18393	12958	4000	16958

## INTERNAL BUDGET SUMMARY

1965-1966 URBANA  
ADMIN & GEN CONT

	Present Amount	Proposed Amount		Total
		Salaries	Wages, Exp. & Equip.	
ADMISSIONS & RECORDS	790608	664725	219100	883825
LEGAL COUNSEL	99850	91140	14000	105140
NONACADEMIC PERS				
CENTRAL OFFICE	25250	33300	5000	38300
NONACADEMIC PERS				
CO BUDGET BALANCE		70000		70000
NONACADEMIC PERS				
URBANA	141560	140080	17500	157580
NONACADEMIC PERS				
DISABILITY BENEFITS	2000		2000	2000
NONACADEMIC PERS				
ACCIDENT COMP	64100	9500	55000	64500
PUBLIC INFORMATION	107115	90430	26200	116630
DEAN OF STUDENTS				
GENERAL OFFICE	193660	172070	42400	214470
DEAN OF STUDENTS				
DEAN OF MEN	106990	95250	23000	118250
DEAN OF STUDENTS				
DEAN OF WOMEN	123890	121160	21200	142360
DEAN OF STUDENTS				
HOUSING DIVISION	62440	55980	8630	64610
DS COORDINATING				
PLACEMENT OFFICE	54840	47380	10000	57380
DEAN OF STUDENTS				
SECURITY OFFICE	75650	62090	17400	79490
HEALTH SERVICE	656380	649815	68000	717815
ALUMNI RELATIONS				
AND RECORDS	105115	54750	58300	113050
UNIVERSITY OF ILL				
FOUNDATION	92400		97560	97560
	7553386*	4651948*	3956515*	8608463*

## INTERNAL BUDGET SUMMARY

1965-1966 URBANA  
ADMIN & GEN CONT

	Present Amount	Proposed Amount		
		Salaries	Wages, Exp. & Equip.	Total
□ INSTRUCTION				
EXEC VP & PROVOST				
OFC INSTR RESOURCES	161110	206480	88800	295280
	161110*	206480*	88800*	295280*
□ EXTENSION AND PUBLIC SERVICES				
VP & COMPTROLLER				
COMM ALLERTON PARK	10360	8660	2100	10760
	10360*	8660*	2100*	10760*
□ STUDENT AID				
VP & COMPTROLLER				
MATCHING LOAN FUND	28000		53300	53300
	28000*	*	53300*	53300*
 TOTAL GENERAL	 7752856*	 4867088*	 4100715*	 8967803*

## INTERNAL BUDGET SUMMARY

1965-1966 URBANA  
ADMIN & GEN CONT

	Present Amount	Proposed Amount		Total
		Salaries	Wages, Exp. & Equip.	
□ ADMIN & GENERAL				
REV CHARTERED				
TRAVELING REVOLVING	12000		12000	12000
REV VETERANS BOOKS & SUPPLIES	500		500	500
REV A F UNIFORM COMMUTATION	60700	5700	30000	35700
REV MILITARY CLOTHING & EQUIPMENT	2000		2000	2000
REV MILITARY UNIFORMS REVOLVING	22000		22000	22000
REV ACCOUNTANCY COMMITTEE REV	64505	19570	42780	62350
EST INDIRECT COSTS	390000	382000	106000	488000
EST ENDOWMENT INCOME	3000		4000	4000
EST PRIVATE GIFTS	16000	3000	22000	25000
EST US CONTRACTS	2200		2200	2200
	572905*	410270*	243480*	653750*
□ INSTRUCTION				
EST PRIVATE GIFTS	7000	4000	3000	7000
	7000*	4000*	3000*	7000*
□ ORGANIZED RESEARCH				
EST PRIVATE GIFTS	7000	2000	13000	15000
EST US CONTRACTS	55000	45000	10000	55000
EST STATE CONTRACTS		8000	10000	18000
	62000*	55000*	33000*	88000*
□ EXTENSION AND PUBLIC SERVICES				
EST ENDOWMENT INCOME	120000	50000	25000	75000
EST PRIVATE GIFTS	70000		3000	3000
EST US CONTRACTS	80000		1000	1000
	270000*	50000*	29000*	79000*
□ AUXILARY ENTERPRISE				
AUX HOSPITAL INS ADMINISTRATION	1025930	27790	1015000	1042790
AUX TR STUDENT PARKING	79070	23550	15000	38550
AUX MCKINLEY HOSPITAL	239626	203326	40500	243826
	1344626*	254666*	1070500*	1325166*
TOTAL RESTRICTED	2256531*	773936*	1378980*	2152916*

## INTERNAL BUDGET SUMMARY

1965-1966 COLLEGE OF  
AGRICULTURE

	Present Amount	Proposed Amount		Total
		Salaries	Wages, Exp. & Equip.	
□ INSTRUCTION				
AGR ADMINISTRATION	174680	122735	64080	186815
AGR AGR ECONOMICS	142785	157920	2735	160655
AGR AGR ENGINEERING	112941	113016	9340	122356
AGR AGRONOMY	170750	173310	11255	184565
AGR ANIMAL SCIENCE	236215	211605	36850	248455
AGR COUNTY FARM				
COLLEGE	4230	4680		4680
AGR DAIRY SCIENCE	169675	150245	29190	179435
AGR FOOD SCIENCE	76285	91490	7940	99430
AGR FORESTRY	84725	83300	9635	92935
AGR HOME ECONOMICS	368850	348340	43340	391680
AGR HORTICULTURE	93070	94070	8840	102910
AGR PLANT PATHOLOGY	60580	77435	2575	80010
AGR VOCATIONAL AGR	68960	66890	6455	73345
	1763746*	1695036*	232235*	1927271*
□ ORGANIZED RESEARCH				
AGR ADMINISTRATION				
STATION	187150	166010	34930	200940
AGR AGR ECONOMICS				
STATION	253386	262496	14545	277041
AGR AGR ENGINEERING				
STATION	158337	151907	17475	169382
AGR AGR ENTOMOLOGY				
STATION	200		200	200
AGR AGRONOMY STATION	676733	627813	101360	729173
AGR ANIMAL SCIENCE				
STATION	588597	500863	110296	611159
AGR DAIRY SCIENCE				
STATION	372370	330045	57370	387415
AGR DIXON SPRINGS				
AGRICULTURAL CENTER	135652	97282	43615	140897
AGR FOOD SCIENCE				
STATION	216005	191960	32560	224520
AGR FORESTRY STATION	86665	88120	11435	99555
AGR HOME ECONOMICS				
STATION	76084	77239	6330	83569
AGR HORTICULTURE				
STATION	432430	412750	44440	457190
AGR PLANT PATHOLOGY				
STATION	112870	108355	12945	121300
AGR VETERINARY RES &				
EXT	134815	112740	28775	141515
	3431294*	3127580*	516276*	3643856*



## INTERNAL BUDGET SUMMARY

1965-1966 COLLEGE OF  
AGRICULTURE CONT

	Present Amount	Proposed Amount		Total
		Salaries	Wages, Exp. & Equip.	
□ EXTENSION AND PUBLIC SERVICES				
AGR ADMINISTRATION EXTENSION	301025	300225	28580	328805
AGR AGR ECONOMICS EXTENSION	78310	82630		82630
AGR AGR ENG EXT	56090	59950		59950
AGR AGR ENTOMOLOGY EXTENSION	25410	17280		17280
AGR AGRONOMY EXTENSION	68745	75920		75920
AGR ANIMAL SCI EXT	45585	49755		49755
AGR COUNTY FARM EXTENSION	1031015	1088377		1088377
AGR COUNTY HOME EXTENSION	738720	787878		787878
AGR DAIRY SCIENCE EXTENSION	37155	40835		40835
AGR FOOD SCIENCE EXTENSION	5060	7760		7760
AGR FORESTRY EXT	31630	33400		33400
AGR HOME ECONOMICS EXTENSION	66370	71220		71220
AGR HORTICULTURE EXTENSION	50955	54495		54495
AGR PLANT PATH EXT	9560	15090		15090
AGR VET RES EXT	10490	11210		11210
	2556120*	2696025*	28580*	2724605*
TOTAL GENERAL	7751160*	7518641*	777091*	8295732*

## INTERNAL BUDGET SUMMARY

1965-1966 COLLEGE OF  
AGRICULTURE CONT

	Present Amount	Proposed Amount		Total
		Salaries	Wages, Exp. & Equip.	
□ INSTRUCTION				
EST PRIVATE GIFTS	10000		2000	2000
EST US CONTRACTS	16000	11000	14000	25000
	26000*	11000*	16000*	27000*
□ ORGANIZED ACTIVITIES RELATING TO INSTRUCT				
REV HOME ECONOMICS CAFETERIA REV	42028	13428	29500	42928
REV VOCATIONAL AGR REVOLVING	43970	6030	38000	44030
	85998*	19458*	67500*	86958*
□ ORGANIZED RESEARCH				
FED RES HATCH FUND	1009716	313600	696116	1009716
FED RES REGIONAL RESEARCH FUND	251605	78800	172805	251605
FED RES USDA SUPPLEMENTAL AGREEMT	45050	25000	20050	45050
FED RES AG MARKETING ACT TITLE 2	6097	2750	3347	6097
FED RES MCINTIRE STENNIS FUND	9127	4000	5127	9127
REV AGRICULTURAL RES DEPARTMENTAL REV	115190	20310	95000	115310
REV AGRICULTURAL SALES REVOLVING	78175	8285	70000	78285
REV AGR ENGINEERING INCOME REVOLVING	3300		3300	3300
REV AGRONOMY INCOME REVOLVING	48340	9730	39100	48830
REV ANIMAL SCIENCE INCOME REVOLVING	170000		170000	170000
REV DAIRY OFFICIAL TESTING REVOLVING	30360	22860	7500	30360
REV DAIRY SCIENCE INCOME REVOLVING	100000		100000	100000
REV DIXON SPRINGS INCOME REVOLVING	70000	24618	46312	70930
REV FOOD SCIENCE INCOME REVOLVING	1500		1500	1500
REV HORTICULTURE INCOME REVOLVING	8000		8000	8000
REV VETERINARY RES INCOME REVOLVING	2000		2000	2000

## INTERNAL BUDGET SUMMARY

1965-1966 COLLEGE OF  
AGRICULTURE CONT

	Present Amount	Proposed Amount		Total
		Salaries	Wages, Exp. & Equip.	
EST INDIRECT COSTS	62000	15000	47000	62000
EST PRIVATE GIFTS	190000	110000	115000	225000
EST US CONTRACTS	720000	460000	260000	720000
EST STATE CONTRACTS	180000	115000	65000	180000
	3100460*	1209953*	1927157*	3137110*
□ EXTENSION AND PUBLIC SERVICES				
FED EXT RESEARCH MARKETING FUND	28900	4125	24775	28900
FED EXT SMITH LEVER FUND	2219231	24390	2194841	2219231
REV AGRICULTURAL EXT DEPARTMENTAL REV	3500		3500	3500
REV AGRICULTURAL PUBLICATIONS REV	22000		22000	22000
REV FARM ACCOUNTING REVOLVING	1200		1200	1200
EST PRIVATE GIFTS	1120000	800000	320000	1120000
EST US CONTRACTS	5500	5400	100	5500
	3400331*	833915*	2566416*	3400331*
□ AUXILIARY ENTERPRISE				
AUX MAXWELL FARM OPERATION	5000		5000	5000
AUX TROUTMAN FARM OPERATION	5000		5000	5000
AUX 4 H MEMORIAL CAMP OPERATION	41320	5820	35500	41320
	51320*	5820*	45500*	51320*
TOTAL RESTRICTED	6664109*	2080146*	4622573*	6702719*

## INTERNAL BUDGET SUMMARY

1965-1966 COLLEGE OF  
COMMERCE & BUS ADMIN

	Present Amount	Proposed Amount		Total
		Salaries	Wages, Exp. & Equip.	
□ INSTRUCTION				
COM ADMINISTRATION	229520	203950	53200	257150
COM ACCOUNTANCY	417790	445240	13900	459140
COM BUSINESS EDUCATION	62600	62520	3400	65920
COM ECONOMICS	589340	629330	19800	649130
COM FINANCE	172150	176770	5900	182670
COM GRADUATE SCHOOL BUSINESS ADM	155130	145630	6200	151830
COM INDUSTRIAL ADMINISTRATION	189300	207880	8300	216180
COM MARKETING	173660	175940	5600	181540
	1989490*	2047260*	116300*	2163560*
□ ORGANIZED RESEARCH				
COM BUREAU OF ECON & BUSINESS RESEARCH	139035	125605	20700	146305
	139035*	125605*	20700*	146305*
□ EXTENSION AND PUBLIC SERVICES				
COM BUREAU OF BUSINESS MANAGEMENT	78555	70280	8000	78280
	78555*	70280*	8000*	78280*
 TOTAL GENERAL	 2207080*	 2243145*	 145000*	 2388145*

## INTERNAL BUDGET SUMMARY

1965-1966 COLLEGE OF  
COMM & BUS ADM CONT

	Present Amount	Proposed Amount		Total
		Salaries	Wages, Exp. & Equip.	
□ INSTRUCTION				
REV COMMERCE				
STUDENT PLACEMENT	1100		1100	1100
EST ENDOWMENT INCOME	7000	23000	2000	25000
EST PRIVATE GIFTS	2000	1200	800	2000
EST US CONTRACTS		6000	4000	10000
	10100*	30200*	7900*	38100*
□ ORGANIZED RESEARCH				
REV BUREAU OF ECON & BUS RESEARCH REV	12000		12000	12000
EST INDIRECT COSTS	6000	4000	8000	12000
EST PRIVATE GIFTS	30000	53000	14000	67000
EST US CONTRACTS	58000	54000	66000	120000
EST STATE CONTRACTS	22000	18000	4000	22000
	128000*	129000*	104000*	233000*
□ EXTENSION AND PUBLIC SERVICES				
REV EXECUTIVE DEVELOPMENT PROGRAM	42000		42000	42000
REV BUSINESS MANAGMT REVOLVING	13000		13000	13000
EST PRIVATE GIFTS	16000	1500	14500	16000
	71000*	1500*	69500*	71000*
TOTAL RESTRICTED	209100*	160700*	181400*	342100*

## UNIVERSITY OF ILLINOIS

## INTERNAL BUDGET SUMMARY

1965-1966 COLLEGE OF  
EDUCATION

	Present Amount	Proposed Amount		Total
		Salaries	Wages, Exp. & Equip.	
□ ADMIN & GENERAL				
ED UCTE EDUCATIONAL PLACEMENT	100910 100910*	89665 89665*	28000 28000*	117665 117665*
□ INSTRUCTION				
ED ADMINISTRATION	190360	166925	43750	210675
ED EDUCATION ADM AND SUPERVISION	76870	95260	3900	99160
ED STUDENT TEACHING	150865	91330	80200	171530
ED EDUCATIONAL PSYCHOLOGY	163910	187770	7200	194970
ED ELEMENTARY EDUCATION	221500	238930	11000	249930
ED HISTORY AND PHILOSOPHY OF ED	104720	118620	3500	122120
ED SECONDARY AND CONTINUING EDUCATION	226410	264650	7480	272130
ED SPECIAL EDUCATION	42925	48020	2000	50020
ED VOCATIONAL AND TECHNICAL EDUCATION	196265	199735	17300	217035
ED UNIV COUNCIL ON TEACHER EDUC ADMIN	45480	36940	10100	47040
ED UCTE TEACHER TRAINING COUNSELING	93690 1512995*	116245 1564425*	500 186930*	116745 1751355*
□ ORGANIZED ACTIVITIES RELATING TO INSTRUCT ED UNIVERSITY HIGH SCHOOL	215180 215180*	201770 201770*	19000 19000*	220770 220770*
□ ORGANIZED RESEARCH				
ED BUREAU OF EDUC RESEARCH GENERAL	144480	134040	13500	147540
ED INST FOR RES ON EXCEPTIONAL CHILDREN	87365 231845*	93030 227070*	4300 17800*	97330 244870*
□ EXTENSION AND PUBLIC SERVICES				
ED CTR INSTRUCT RES CURRICULUM EVALUATN	78580 78580*	86760 86760*	3800 3800*	90560 90560*
TOTAL GENERAL	2139510*	2169690*	255530*	2425220*

## INTERNAL BUDGET SUMMARY

1965-1966 COLLEGE OF  
EDUCATION CONT

	Present Amount	Proposed Amount		Total
		Salaries	Wages, Exp. & Equip.	
□ ADMIN & GENERAL				
REV EDUCATIONAL				
PLACEMENT REVOLVING	3000		3000	3000
	3000*	*	3000*	3000*
□ INSTRUCTION				
REV ILLINOIS TEACHER				
PUBLICATION	10000		10000	10000
EST INDIRECT COSTS	40000	20000	5000	25000
EST PRIVATE GIFTS	1000		1000	1000
EST US CONTRACTS	90000	50000	15000	65000
	141000*	70000*	31000*	101000*
□ ORGANIZED ACTIVITIES				
RELATING TO INSTRUCT				
EST INDIRECT COSTS	15000	7000	12000	19000
EST US CONTRACTS	45000	42000	5000	47000
	60000*	49000*	17000*	66000*
□ ORGANIZED RESEARCH				
EST INDIRECT COSTS	37000	7000	17000	24000
EST PRIVATE GIFTS	72000	20000	5000	25000
EST US CONTRACTS	835000	850000	350000	1200000
EST STATE CONTRACTS	62000	55000	7000	62000
	1006000*	932000*	379000*	1311000*
□ EXTENSION AND PUBLIC				
SERVICES				
REV EDUCATIONAL				
SURVEYS REVOLVING	550		550	550
REV EDUCATION FILM				
REVOLVING	2000		2000	2000
REV ELEMENTARY SCH				
SCIENCE PROJECT	6000		6000	6000
REV UNI HIGH SCHOOL				
MATH PUBLICATIONS	2000		2000	2000
REV CTR INSTR RES				
CURRIC EVAL REV	38270	7680	31070	38750
REV INST RES EX CHLD				
ABILITIES TESTS		12000		12000
EST PRIVATE GIFTS	3500	1000	2500	3500
	52320*	20680*	44120*	64800*
TOTAL RESTRICTED	1262320*	1071680*	474120*	1545800*

## INTERNAL BUDGET SUMMARY

1965-1966 COLLEGE OF  
ENGINEERING

	Present Amount	Proposed Amount		Total
		Salaries	Wages, Exp. & Equip.	
□ INSTRUCTION				
ENG ADMINISTRATION	207650	208180	68850	277030
ENG AERONAUTICAL AND ASTRONAUTICAL	249856	247596	27000	274596
ENG CERAMIC ENG	130314	117390	21150	138540
ENG CIVIL ENG	637003	672355	51700	724055
ENG ELECTRICAL ENG	1005100	1011155	85000	1096155
ENG GENERAL ENG	327900	356940	21600	378540
ENG MECHANICAL AND INDUSTRIAL ENG	783057	775904	55000	830904
ENG MINING METALURGY AND PETROLEUM ENG	260923	259200	21400	280600
ENG NUCLEAR ENG	135469	133116	29500	162616
ENG PHYSICS	1006041	1036270	65000	1101270
ENG THEORETICAL AND APPLIED MECH	461012	469380	26450	495830
	5204325*	5287486*	472650*	5760136*
□ ORGANIZED RESEARCH				
ENG ADMINISTRATION	124570	121450	32200	153650
ENG AERONAUTICAL AND ASTRONAUTICAL ENG	13600	14150		14150
ENG CERAMIC ENG	18750	18500	1750	20250
ENG CHEMICAL ENG STATION	41095	37923	4750	42673
ENG CIVIL ENG	215667	214745	19000	233745
ENG COORDINATED SCI LABORATORY	33050	33050		33050
ENG ELECTRICAL ENG	104340	104867	5000	109867
ENG HIGHWAY TRAFFIC SAFETY CENTER	11560	11180	3400	14580
ENG MEASUREMENT PROGRAM	75280	80500	12600	93100
ENG MECHANICAL AND INDUSTRIAL ENG	50478	47113	6600	53713
ENG MINING METALURGY AND PETROLEUM ENG	75246	64420	14600	79020
ENG PHYSICS	209519	167481	49900	217381
ENG THEORETICAL AND APPLIED MECH	122917	116725	15500	132225
	1096072*	1032104*	165300*	1197404*
TOTAL GENERAL	6300397*	6319590*	637950*	6957540*



## INTERNAL BUDGET SUMMARY

1965-1966 COLLEGE OF  
ENGINEERING CONT

	Present Amount	Proposed Amount		Total
		Salaries	Wages, Exp. & Equip.	
□ INSTRUCTION				
REV ENGINEERING				
STUDENT PLACEMENT	5000		5000	5000
REV CERAMIC GLASS				
CONFERENCE REV	4000		4000	4000
EST ENDOWMENT INCOME	2000	1000	1000	2000
EST PRIVATE GIFTS	25000	3000	25000	28000
EST US CONTRACTS	65000	60000	27000	87000
	101000*	64000*	62000*	126000*
□ ORGANIZED RESEARCH				
REV ENG EXPERIMENT				
STATION TESTING REV	6960	6120	1200	7320
REV MIDWEST ELECTRON				
RESEARCH CENTER	17000	6350	20650	27000
REV PRODUCTION ENG				
EDUC & RES CENTER	5000		10000	10000
REV CIVIL ENGR				
EARTH TESTING REV	5000		5000	5000
REV CIVIL ENGR				
HYDRAULIC TESTING	600		600	600
REV CIVIL ENGR				
MATERIAL TESTING REV	300		300	300
REV CIVIL ENGR				
TESTING REV	2000		2000	2000
REV CIVIL ENGR				
USS WELDED JOINTS	5000		5000	5000
REV ELECTRICAL ENG				
NETWORK ANALYZER REV	600		600	600
REV T & A M				
TESTING REVOLVING	6000		6000	6000
EST INDIRECT COSTS	650000	280000	700000	980000
EST PRIVATE GIFTS	405000	250000	75000	325000
EST US CONTRACTS	7600000	4400000	3200000	7600000
EST STATE CONTRACTS	280000	245000	35000	280000
	8983460*	5187470*	4061350*	9248820*
□ EXTENSION AND PUBLIC SERVICES				
REV ENGR PUBLICATION	8100	5700	2800	8500
EST PRIVATE GIFTS	10000	3000	12000	15000
EST US CONTRACTS	2200	1000	1200	2200
	20300*	9700*	16000*	25700*
TOTAL RESTRICTED	9104760*	5261170*	4139350*	9400520*

## INTERNAL BUDGET SUMMARY

1965-1966 COLLEGE OF  
FINE & APPLIED ARTS

	Present Amount	Proposed Amount		Total
		Salaries	Wages, Exp. & Equip.	
□ INSTRUCTION				
FAA ADMINISTRATION	93070	58830	38070	96900
FAA ARCHITECTURE	559295	587230	21000	608230
FAA ART	678950	706860	46200	753060
FAA LANDSCAPE ARCH	71075	75890	7850	83740
FAA SCHOOL OF MUSIC	950045	982030	73000	1055030
FAA UNIVERSITY OF ILLINOIS BANDS	69260	58345	22000	80345
FAA URBAN PLANNING	71075	73185	9930	83115
FAA KRANNERT ART MUSUEM	49180	38710	28900	67610
	2541950*	2581080*	246950*	2828030*
□ ORGANIZED RESEARCH				
FAA SMALL HOMES CNCL BLDG RESEARCH COUNCL	91835	88300	9000	97300
	91835*	88300*	9000*	97300*
□ EXTENSION AND PUBLIC SERVICES				
FAA BUREAU OF COMMUNITY PLANNING	84260	86685	6930	93615
	84260*	86685*	6930*	93615*
□ STUDENT AID				
FAA SCHOOL OF MUSIC	5000		5000	5000
FAA BANDS	6000		6000	6000
	11000*	*	11000*	11000*
 TOTAL GENERAL	 2729045*	 2756065*	 273880*	 3029945*

## INTERNAL BUDGET SUMMARY

1965-1966 COLLEGE OF  
FINE & APP ARTS CONT

	Present Amount	Proposed Amount		Total
		Salaries	Wages, Exp. & Equip.	
□ INSTRUCTION				
REV CONCERT CHOIR				
REVOLVING	12000		12000	12000
REV MUSIC REVOLVING	100		100	100
REV MUSIC RECORDS				
REVOLVING	500		500	500
REV UNIV OF ILL				
BANDS REVOLVING	3000		3000	3000
REV ART MUSEUM				
PUBLICATIONS	4000		4000	4000
EST ENDOWMENT INCOME	1500		3000	3000
EST PRIVATE GIFTS	4000		4000	4000
EST US CONTRACTS	5000		5000	5000
	30100*	*	31600*	31600*
□ ORGANIZED RESEARCH				
REV SMALL HOMES CNCL				
BLDG RES TESTING	100		100	100
EST INDIRECT COSTS	29000	11000	14000	25000
EST PRIVATE GIFTS	42000	25000	17000	42000
EST US CONTRACTS	15000	19000	11000	30000
EST STATE CONTRACTS	14000	5000		5000
	100100*	60000*	42100*	102100*
□ EXTENSION AND PUBLIC SERVICES				
REV SMALL HOMES CNCL				
BLDG RES PUBLICATION	30600	3720	27000	30720
REV SHC-BRC				
SHORT COURSES	200		200	200
EST INDIRECT COSTS	2000		2000	2000
EST PRIVATE GIFTS	1000	1000		1000
	33800*	4720*	29200*	33920*
TOTAL RESTRICTED	164000*	64720*	102900*	167620*

## INTERNAL BUDGET SUMMARY

1965-1966 GRADUATE  
COLLEGE

	Present Amount	Proposed Amount		Total
		Salaries	Wages, Exp. & Equip.	
□ INSTRUCTION				
GRAD ADMINISTRATION	197780	188700	36600	225300
	197780*	188700*	36600*	225300*
□ ORGANIZED RESEARCH				
GRAD SPECIAL FUND	30280	30760		30760
GRAD RESEARCH UNASSIGNED	175200	121500	57000	178500
GRAD DEPT OF COMPUTER SCIENCE	418917	405417	57000	462417
GRAD CENTER FOR ADVANCED STUDY	58300	62750		62750
GRAD ILLINOIS HISTORICAL SURVEY	19050	20270	1900	22170
GRAD NATURAL AREAS	6747	5847	1100	6947
GRAD PHYSICAL ENVIRONMENT UNIT	13632	11728	4250	15978
GRAD RADIO CARBON LABORATORY	54550	40150	22000	62150
GRAD SURVEY RESEARCH LAB		47720	8150	55870
GRAD WATER RESOURCES CENTER			1000	1000
GRAD GENERAL PUBLICATIONS	57000		70500	70500
	833676*	746142*	222900*	969042*
□ STUDENT AID				
GRAD FELLOWSHIPS	315000		360000	360000
	315000*	*	360000*	360000*
TOTAL GENERAL	1346456*	934842*	619500*	1554342*

## INTERNAL BUDGET SUMMARY

1965-1966 GRADUATE  
COLLEGE CONT

	Present Amount	Proposed Amount		
		Salaries	Wages, Exp. & Equip.	Total
□ INSTRUCTION				
REV GRAD THESIS AND MICROFILM	10000		10000	10000
EST INDIRECT COSTS	10000	10000	3000	13000
EST US CONTRACTS		1000		1000
	20000*	11000*	13000*	24000*
□ ORGANIZED RESEARCH				
EST INDIRECT COSTS	310000	110000	330000	440000
EST PRIVATE GIFTS	40000	45000	15000	60000
EST US CONTRACTS	1220000	700000	575000	1275000
EST STATE CONTRACTS	125000	90000	35000	125000
	1695000*	945000*	955000*	1900000*
 TOTAL RESTRICTED	 1715000*	 956000*	 968000*	 1924000*

## INTERNAL BUDGET SUMMARY

1965-1966 COLLEGE OF  
JOURNALISM AND COMM

	Present Amount	Proposed Amount		Total
		Salaries	Wages, Exp. & Equip.	
□ INSTRUCTION				
JRN ADMINISTRATION	72250	55930	24400	80330
JRN ADVERTISING	84650	91075		91075
JRN JOURNALISM	110812	125760		125760
JRN RADIO AND TELEVISION	50915	55415		55415
	318627*	328180*	24400*	352580*
□ ORGANIZED RESEARCH				
JRN INSTITUTE OF COMMUNICATIONS RES	86358	83563	6330	89893
	86358*	83563*	6330*	89893*
□ EXTENSION AND PUBLIC SERVICES				
JRN BROADCASTING MOTION PICTURE PROD	17230	21840		21840
JRN BROADCASTING RADIO STATION	181613	132103	54690	186793
JRN BROADCASTING TELEVISION STATION	172929	106969	68200	175169
	371772*	260912*	122890*	383802*
TOTAL GENERAL	776757*	672655*	153620*	826275*
□ INSTRUCTION				
EST PRIVATE GIFTS	9000	9000	2000	11000
	9000*	9000*	2000*	11000*
□ ORGANIZED RESEARCH				
EST INDIRECT COSTS	13000	4000	3000	7000
EST PRIVATE GIFTS	60000	1000	15000	16000
EST US CONTRACTS	67000	72000	48000	120000
EST STATE CONTRACTS	1000		1000	1000
	141000*	77000*	67000*	144000*
□ EXTENSION AND PUBLIC SERVICES				
EST PRIVATE GIFTS	34000	22000	12000	34000
	34000*	22000*	12000*	34000*
TOTAL RESTRICTED	184000*	108000*	81000*	189000*

## INTERNAL BUDGET SUMMARY

1965-1966 COLLEGE OF  
LAW

	Present Amount	Proposed Amount		Total
		Salaries	Wages, Exp. & Equip.	
□ INSTRUCTION				
LAW COLLEGE OF LAW	477520	523580	24400	547980
	477520*	523580*	24400*	547980*
□ STUDENT AID				
LAW SCHOLARSHIPS	4600		4600	4600
	4600*	*	4600*	4600*
TOTAL GENERAL	482120*	523580*	29000*	552580*
□ INSTRUCTION				
EST PRIVATE GIFTS	11000	10000	2000	12000
	11000*	10000*	2000*	12000*
□ ORGANIZED RESEARCH				
EST INDIRECT COSTS	3000	8000	2000	10000
EST PRIVATE GIFTS		15000	2000	17000
EST STATE CONTRACTS		3000		3000
	3000*	26000*	4000*	30000*
□ EXTENSION AND PUBLIC SERVICES				
REV LAW FORUM	13000		13000	13000
	13000*	*	13000*	13000*
TOTAL RESTRICTED	27000*	36000*	19000*	55000*

## INTERNAL BUDGET SUMMARY

1965-1966 COLLEGE OF  
LIBERAL ARTS & SCI

	Present Amount	Proposed Amount		Total
		Salaries	Wages, Exp. & Equip.	
□ INSTRUCTION				
LAS ADMINISTRATION ✓	269045	368730	106140	474870
LAS ANTHROPOLOGY ✓	173875	225965	11800	237765
LAS ASIAN STUDIES PROGRAM ✓	33630	36540	1500	38040
LAS ASTRONOMY ✓	103880	121550	6300	127850
LAS BOTANY ✓	398579	379179	52200	431379
LAS CHEMISTRY & CHEMICAL ENGINEERING ✓	1902816	1659563	485260	2144823
LAS CLASSICS ✓	104095	120355	2800	123155
LAS ENGLISH ✓	1452285	1562390	37000	1599390
LAS ENTOMOLOGY ✓	154190	153890	19300	173190
LAS FRENCH ✓	380255	455840	9490	465330
LAS DIVISION OF GENERAL STUDIES ✓	261010	325545	12600	338145
LAS GEOGRAPHY ✓	188620	189620	13300	202920
LAS GEOLOGY ✓	363545	337985	58600	396585
LAS LATIN-AMERICAN STUDIES CENTER ✓	22900	49800	1200	51000
LAS GERMANIC LANG AND LITERATURES ✓	299775	320470	7850	328320
LAS HISTORY ✓	414270	484710	11800	496510
LAS LINGUISTICS ✓	61807	85067	4000	89067
LAS SCHOOL OF LIFE SCIENCES ✓	156120	163060	30300	193360
LAS MATHEMATICS ✓	1382700	1522285	28000	1550285
LAS MICROBIOLOGY ✓	252459	228349	50300	278649
LAS PHILOSOPHY ✓	241970	324455	8000	332455
LAS PHYSIOLOGY AND BIOPHYSICS ✓	332162	323407	56000	379407
LAS POLITICAL SCIENCE ✓	260715	301085	8300	309385
LAS PSYCHOLOGY ✓	590350	641830	50500	692330
LAS SLAVIC LANGUAGES AND LITERATURES ✓	149105	156110	6900	163010
LAS SOCIOLOGY ✓	229010	257590	9300	266890
LAS SPANISH ITALIAN AND PORTUGUESE ✓	295470	358590	9000	367590
LAS SPEECH AND THEATRE ✓	512437	530347	26300	556647
LAS ZOOLOGY ✓	457826	467346	59600	526946
LAS CLASS & EUROPEAN CULTURE MUSEUM ✓	8275	5075	3600	8675
	11453176*	12156728*	1187240*	13343968*
TOTAL GENERAL	11453176*	12156728*	1187240*	13343968*



## INTERNAL BUDGET SUMMARY

1965-1966 COLLEGE OF  
LIB ARTS & SCI CONT

	Present Amount	Proposed Amount		Total
		Salaries	Wages, Exp. & Equip.	
□ INSTRUCTION				
REV SPEECH				
REVOLVING	1500		1500	1500
EST INDIRECT COSTS	2000	2000		2000
EST ENDOWMENT INCOME	50000	35000	15000	50000
EST PRIVATE GIFTS	22500	15000	7000	22000
EST US CONTRACTS	390000	300000	170000	470000
	466000*	352000*	193500*	545500*
□ ORGANIZED RESEARCH				
REV ILLINOIS JOURNAL OF MATHEMATICS	6000		6000	6000
EST INDIRECT COSTS	500000	125000	375000	500000
EST ENDOWMENT INCOME	12000		12000	12000
EST PRIVATE GIFTS	220000	140000	80000	220000
EST US CONTRACTS	2980000	2110000	1355000	3465000
EST STATE CONTRACTS	8000	7000	1000	8000
	3726000*	2382000*	1829000*	4211000*
TOTAL RESTRICTED	4192000*	2734000*	2022500*	4756500*

## INTERNAL BUDGET SUMMARY

1965-1966 COLLEGE OF  
PHYSICAL EDUCATION

	Present Amount	Proposed Amount		Total
		Salaries	Wages, Exp. & Equip.	
□ ADMIN & GENERAL				
PE DIV INTRAMURAL				
ACTIVITIES	73280	43400	34600	78000
PE DIV OF REHAB				
EDUCATIONAL SERVICES	115444	119190	63245	182435
	188724*	162590*	97845*	260435*
□ INSTRUCTION				
PE ADMINISTRATION	130039	112714	51750	164464
PE HEALTH & SAFETY				
EDUCATION	107035	106740	6000	112740
PE PHYSICAL				
EDUCATION FOR MEN	384195	396310	30180	426490
PE PHYSICAL				
EDUCATION FOR WOMEN	238470	246065	20550	266615
PE RECREATION &				
MUNICIPAL PARK ADM	114920	122725	7300	130025
	974659*	984554*	115780*	1100334*
TOTAL GENERAL	1163383*	1147144*	213625*	1360769*
□ ADMIN & GENERAL				
REV INTRAMURAL				
ACTIVITIES	5000		5000	5000
REV REHABILITATION				
TRANSPORTATION REV	9000		9000	9000
	14000*	*	14000*	14000*
□ INSTRUCTION				
REV PHYSICAL				
EDUCATION REVOLVING	1000		1000	1000
	1000*	*	1000*	1000*
□ ORGANIZED RESEARCH				
EST PRIVATE GIFTS	4500	2000	3000	5000
EST US CONTRACTS	4000	3000	1000	4000
EST STATE CONTRACTS	55000	35000	20000	55000
	63500*	40000*	24000*	64000*
□ EXTENSION AND PUBLIC				
SERVICES				
REV RECREATION				
SERVICE REVOLVING	1200		1200	1200
	1200*	*	1200*	1200*
TOTAL RESTRICTED	79700*	40000*	40200*	80200*

## INTERNAL BUDGET SUMMARY

1965-1966 DIVISION  
OF UNIVERSITY EXT

	Present Amount	Proposed Amount		Total
		Salaries	Wages, Exp. & Equip.	
□ EXTENSION AND PUBLIC SERVICES				
UEXT ADMINISTRATION	104575	101434	16100	117534
UEXT CORRESPONDENCE COURSES	93170	38790	101600	140390
UEXT CONFERENCE PROGRAMS	79396	75646	8540	84186
UEXT POLICE TRAINING INSTITUTE	53920	47580	20000	67580
UEXT EXTRAMURAL CLASSES	432640	97285	374700	471985
UEXT FIELD STAFF	62960	64400	12300	76700
UEXT EXTENSION IN MUSIC	93735	92630	28050	120680
UEXT SPEECH YOUTH	8510	7020	1650	8670
UEXT AUDIO-VISUAL AIDS	25290	18950	7900	26850
UEXT EXTENSION IN VISUAL ARTS	15200	12370	4000	16370
	969396*	556105*	574840*	1130945*
TOTAL GENERAL	969396*	556105*	574840*	1130945*
□ EXTENSION AND PUBLIC SERVICES				
REV SHORT COURSES & CONFERENCES REV	267760	7500	260500	268000
REV EXTRAMURAL CLASSES REVOLVING	58330	6724	52000	58724
REV UEXT MUSIC REVOLVING	10000		10000	10000
REV SUMMER SPEECH WORKSHOP REVOLVING	3000		3000	3000
REV VISUAL AIDS REVOLVING	384600	106780	285000	391780
EST ENDOWMENT INCOME	5500		5500	5500
EST US CONTRACTS	4000	500	3500	4000
EST STATE CONTRACTS	75000	35000	40000	75000
	808190*	156504*	659500*	816004*
□ AUXILIARY ENTERPRISE				
AUX ALLERTON HOUSE OPERATION	158825	67825	91000	158825
	158825*	67825*	91000*	158825*
TOTAL RESTRICTED	967015*	224329*	750500*	974829*

## INTERNAL BUDGET SUMMARY

1965-1966 COLLEGE OF  
VETERINARY MEDICINE

	Present Amount	Proposed Amount		Total
		Salaries	Wages, Exp. & Equip.	
□ INSTRUCTION				
VM VETERINARY MED ADMINISTRATION	244048	265003	26900	291903
VM VETERINARY ANATOMY & HISTOLOGY	49390	59300	4800	64100
VM VETERINARY CLINICAL MEDICINE	159780	180760	9500	190260
VM VETERINARY PATHOLOGY & HYGIENE	201030	193335	13000	206335
VM VET PHYSIOLOGY AND PHARMACOLOGY	57945	61990	5200	67190
	712193*	760388*	59400*	819788*
□ ORGANIZED RESEARCH				
VM CENTER FOR ZONOSSES RESEARCH	27540	21400	8040	29440
	27540*	21400*	8040*	29440*
TOTAL GENERAL	739733*	781788*	67440*	849228*
□ INSTRUCTION				
EST US CONTRACTS	85000	50000	35000	85000
	85000*	50000*	35000*	85000*
□ ORGANIZED ACTIVITIES RELATING TO INSTRUCT REV VETERINARY CLINIC REVOLVING	92020	23130	70000	93130
	92020*	23130*	70000*	93130*
□ ORGANIZED RESEARCH				
EST INDIRECT COSTS	25000	10000	5000	15000
EST PRIVATE GIFTS	12000	5000	7000	12000
EST US CONTRACTS	275000	255000	165000	420000
EST STATE CONTRACTS	1000	6000	6000	12000
	313000*	276000*	183000*	459000*
□ EXTENSION AND PUBLIC SERVICES				
EST PRIVATE GIFTS	3000		3000	3000
	3000*	*	3000*	3000*
TOTAL RESTRICTED	493020*	349130*	291000*	640130*

## INTERNAL BUDGET SUMMARY

1965-1966 ARMED  
FORCES

	Present Amount	Proposed Amount		Total
		Salaries	Wages, Exp. & Equip.	
□ INSTRUCTION				
ARMED FORCES				
COORDINATOR	2350		2350	2350
AF DEPT AIR FORCE				
AEROSPACE STUDIES	14510	12000	3590	15590
ARMED FORCES MILITARY				
SCIENCE	16280	11910	5110	17020
ARMED FORCES				
NAVAL SCIENCE	7210	4710	2500	7210
	40350*	28620*	13550*	42170*
TOTAL GENERAL	40350*	28620*	13550*	42170*
□ INSTRUCTION				
REV AIR FORCE				
UNIFORM IMPROVEMENTS	2500		2500	2500
REV ARMY ROTC				
IMPROVEMENTS	700		700	700
	3200*	*	3200*	3200*
TOTAL RESTRICTED	3200*	*	3200*	3200*

## INTERNAL BUDGET SUMMARY

1965-1966 INSTITUTE  
OF AVIATION

	Present Amount	Proposed Amount		Total
		Salaries	Wages, Exp. & Equip.	
□ INSTRUCTION INSTITUTE OF AVIATION	530253 530253*	448025 448025*	124150 124150*	572175 572175*
TOTAL GENERAL	530253*	448025*	124150*	572175*
□ INSTRUCTION EST INDIRECT COSTS EST STATE CONTRACTS	19000 19000*	7000 7000*	7000 12000 19000*	7000 19000 26000*
□ ORGANIZED ACTIVITIES RELATING TO INSTRUCT				
REV JET FUEL REVOLVING	14000		14000	14000
REV LINK PUBLICATION REVOLVING	1500		1500	1500
REV AIRPORT REVOLVING	361900	89770	275000	364770
REV AIRPLANE REPLACEMENTS	50000 427400*	89770*	50000 340500*	50000 430270*
TOTAL RESTRICTED	446400*	96770*	359500*	456270*

## INTERNAL BUDGET SUMMARY

1965-1966 INSTITUTE  
LABOR & INDUST REL

	Present Amount	Proposed Amount		
		Salaries	Wages, Exp. & Equip.	Total
□ ORGANIZED RESEARCH INSTITUTE OF LABOR & INDUSTRIAL RELATIONS	337623 337623*	365285 365285*	26200 26200*	391485 391485*
TOTAL GENERAL	337623*	365285*	26200*	391485*
□ ORGANIZED RESEARCH REV ILIR RESEARCH PUBLICATIONS REVOLV REV ILIR REVOLVING GENERAL REV ILIR RESEARCH REVOLVING EST PRIVATE GIFTS EST US CONTRACTS	500 1500 600 25000 27600*	20000 22000 42000*	500 1500 600 10000 7000 19600*	500 1500 600 30000 29000 61600*
□ EXTENSION AND PUBLIC SERVICES EST US CONTRACTS	84000 84000*	4000 4000*	10000 10000*	14000 14000*
TOTAL RESTRICTED	111600*	46000*	29600*	75600*

298,150

## INTERNAL BUDGET SUMMARY

1965-1966 UNIV PRESS

	Present Amount	Proposed Amount		Total
		Salaries	Wages, Exp. & Equip.	
□ ADMIN & GENERAL UNIV-PRESS				
GENERAL PUBLICATIONS	108200 108200*		108200 108200*	108200 108200*
□ EXTENSION AND PUBLIC SERVICES				
UNIVERSITY PRESS	142970 142970*	140460 140460*	12500 12500*	152960 152960*
TOTAL GENERAL	251170*	140460*	120700*	261160*
□ ORGANIZED RESEARCH EST INDIRECT COSTS	15000 15000*		15000 15000*	15000 15000*
□ EXTENSION AND PUBLIC SERVICES				
REV UNIVERSITY PRESS REVOLVING EST PRIVATE GIFTS	424785 424785*	67745 20000 87745*	360000 360000*	427745 20000 447745*
TOTAL RESTRICTED	439785*	87745*	375000*	462745*



## INTERNAL BUDGET SUMMARY

1965-1966 LIBRARY &  
LIBRARY SCHOOL

	Present Amount	Proposed Amount		Total
		Salaries	Wages, Exp. & Equip.	
□ INSTRUCTION				
LIB GRAD SCHOOL OF LIBRARY SCIENCE	168000 168000*	186180 186180*	8470 8470*	194650 194650*
□ LIBRARIES				
LIB UNIV LIBRARY ADMINISTRATION	980496	146057	1121529	1267586
LIB ACQUISITION DEPARTMENT	135290	141130		141130
LIB CATALOG DEPARTMENT	241255	291625		291625
LIB SERIALS DEPARTMENT	254620	303840		303840
LIB SPECIAL LANG DEPARTMENT	42000	45400		45400
LIB CIRCULATION DEPARTMENT	117550	127000		127000
LIB DEPARTMENTAL LIBRARIES	572695	632620		632620
LIB REFERENCE DEPARTMENT	68500 2412406*	70390 1758062*		70390
			1121529*	2879591*
TOTAL GENERAL	2580406*	1944242*	1129999*	3074241*

## INTERNAL BUDGET SUMMARY

1965-1966 LIBRARY &  
LIBRARY SCHOOL CON

	Present Amount	Proposed Amount		Total
		Salaries	Wages, Exp. & Equip.	
□ INSTRUCTION				
REV LIBRARY				
TRENDS REVOLVING	22360	3880	18720	22600
EST ENDOWMENT INCOME		3000		3000
EST PRIVATE GIFTS			2000	2000
	22360*	6880*	20720*	27600*
□ ORGANIZED RESEARCH				
EST US CONTRACTS	30000	3000	8000	11000
EST STATE CONTRACTS	40000	30000	10000	40000
	70000*	33000*	18000*	51000*
□ EXTENSION AND PUBLIC SERVICES				
EST PRIVATE GIFTS	4000	3000	1000	4000
	4000*	3000*	1000*	4000*
□ LIBRARIES				
REV MICROFILM				
REVOLVING	21050	10620	11000	21620
EST INDIRECT COSTS	110000		90000	90000
	131050*	10620*	101000*	111620*
TOTAL RESTRICTED	227410*	53500*	140720*	194220*

## INTERNAL BUDGET SUMMARY

1965-1966 URBANA  
PHYSICAL PLANT

	Present Amount	Proposed Amount		Total
		Salaries	Wages, Exp. & Equip.	
□ ADMIN & GENERAL				
PP CAMPUS TOURS	8170	6500	19500	26000
PP RESERVATIONS AND INFORMATION	13970	12640	2005	14645
	22140*	19140*	21505*	40645*
□ PHYSICAL PLANT				
PP ADMINISTRATION	359835	307645	99950	407595
PP BUILDING OPERATION	1803131	29820	1821300	1851120
PP FIRE PREVENTION AND SAFETY	269932	10380	262650	273030
PP POLICE AND WATCHMEN	367671	25890	351300	377190
PP BUILDING MAINTENANCE	1174811	49380	1224632	1274012
PP GENERAL MAINTENANCE	608794	22560	628800	651360
PP GROUNDS	369306	5800	408900	414700
PP TRANSPORTATION	203841	5800	200500	206300
PP HEAT LIGHT AND POWER	1337204	56550	1406500	1463050
PP WATER STATION	200301	8490	180400	188890
PP ILLINI UNION BUILDING	89120		89120	89120
PP PRESIDENTS HOUSE	16680		16680	16680
PP PREVAILING WAGE RATE UNASSIGNED	30121		230121	230121
PP ASSEMBLY HALL	210500		210500	210500
PP LEASEHOLD RENTALS	43534		44320	44320
	7084781*	522315*	7175673*	7697988*
TOTAL GENERAL	7106921*	541455*	7197178*	7738633*

## INTERNAL BUDGET SUMMARY


1965-1966 URBANA  
PHYSICAL PLANT CONT

	Present Amount	Proposed Amount		Total
		Salaries	Wages, Exp. & Equip.	
□ PHYSICAL PLANT				
EST INDIRECT COSTS	65000	145000	285000	430000
	65000*	145000*	285000*	430000*
□ AUXILIARY ENTERPRISE				
AUX COOP HOUSES				
OPERATIONS	39615		40140	40140
AUX EMER HOUSING				
OPERATIONS	227645	18410	233436	251846
AUX ARBOR SUITES				
OPERATION	126946		131276	131276
AUX TEMPORARY FAMILY				
HOUSING	53732		19049	19049
AUX TR WRH RBF 56				
ALLEN HALL	618117	8970	605238	614208
AUX TR RHRBF 52				
BUSEY EVANS	308797	22230	304728	326958
AUX TR RHRBF 52				
FOURTH STREET	658634	30360	700970	731330
AUX TR MRH RBF 57				
GREGORY DRIVE	1506860	40750	1509063	1549813
AUX TR DRBF 56				
TAFT VANDOREN	169504	2940	172191	175131
AUX PERMANENT STAFF				
HOUSING	43470		49002	49002
AUX TR SSA				
GOODWIN AVE	114000		112767	112767
AUX TR SSA 2 RBF				
GREEN STREET	92286		94250	94250
AUX TR SHRBF				
RACE & FLORIDA	51746		52342	52342
AUX TR HRBF				
CENTRAL FOOD STORES	2119011	86228	2292311	2378539
AUX TR HRBF				
ILL ST RES HALLS	1380121	50730	1398061	1448791
AUX TR HRBF				
LINCOLN AVE	440103	38380	373689	412069
AUX TR HRBF				
ORCHARD DOWNS	472587	10025	483147	493172
AUX TR HRBF				
ORCHARD DOWNS ADD	194320		207607	207607
AUX TR HRBF				
ORCHARD PLACE	144968		147724	147724
AUX TR HRBF				
PEABODY DRIVE	1654680	36620	1672429	1709049
AUX TR HRBF				
PENNSYLVANIA AVE	1191712	36275	1098634	1134909

## INTERNAL BUDGET SUMMARY

1965-1966 URBANA  
PHYSICAL PLANT CONT

	Present Amount	Proposed Amount		
		Salaries	Wages, Exp. & Equip.	Total
AUX TR HRBF SINGLE GRAD I	187428	3870	188251	192121
AUX TR HRBF SINGLE GRAD II	136989		134916	134916
AUX TR HRBF SINGLE GRAD III			394522	394522
AUX TR HRBF SNACK BAR SERV BLDG	197021	13080	195068	208148
AUX TR AHRBF ASSEMBLY HALL	1160964	58170	1140002	1198172
AUX TR SSBBF STUDENT SERVICES	132980		137268	137268
AUX TR IUHCBF ILLINI UNION GEN BUILDING	1310893	218067	1175082	1393149
AUX TR IUHCBF ILLINI UNION GUEST ROOMS	91978	9960	87952	97912
AUX TR IUHCBF ILLINI UNION FOOD SERVICE	1138021	126085	1094734	1220819
AUX TR IUHCBF ILLINI UNION BILLARDS	19995	1925	22339	24264
AUX TR IUHCBF ILLINI UNION BOWLING ALLEYS	54412	5775	50957	56732
AUX TR IUHCBF ILLINI UNION BOOK CENTER	206468	9200	129245	138445
AUX TR IUHCBF ILLINI UNION BOOKSTORE	973688	23700	1225190	1248890
AUX TR IUHCBF HEALTH CENTER	112647		108057	108057
	17332338*	851750*	17781637*	18633387*
TOTAL RESTRICTED	17397338*	996750*	18066637*	19063387*



## INTERNAL BUDGET SUMMARY

1965-1966 MED CENTER  
ADMINISTRATION & GEN

	Present Amount	Proposed Amount		Total
		Salaries	Wages, Exp. & Equip.	
□ ADMINISTRATION & GEN				
CHICAGO OFFICE				
OF THE PRESIDENT	57884	33394	18730	52124
VICE PRESIDENTS OFC				
MED CENTER CAMPUS	51250	69260	9500	78760
MC VP VICE PRES				
GENERAL EXPENSES	13500	13920	14000	27920
MC EXEC VP & PROVOST				
STATISTICAL SERVICE		87070	33800	120870
MC ADM BUSINESS				
OFFICE	400130	332345	26150	358495
MC ADM AUDITING	42180	42390	1500	43890
MC ADM BUSINESS OFC				
RETIREMENT SYSTEM	545030		586900	586900
MC VP ADMISSIONS				
AND RECORDS	75115	74410	6700	81110
MC ADM NONACADEMIC				
PERSONNEL	143560	138170	16000	154170
MC ADM NONACADEMIC				
BALANCES UNASSIGNED		6000		6000
MC ADM PUBLIC				
INFORMATION	46900	48330	12350	60680
MC VP				
STUDENT AFFAIRS	47570	53520	4420	57940
MC VP				
HEALTH SERVICE	105116	98770	10300	109070
MC ALUMNI RELATIONS				
AND RECORDS	11000	5400	5600	11000
	1539235*	1002979*	745950*	1748929*
□ STUDENT AID				
MC ADM STUDENT LOAN				
MATCHING FUNDS			42700	42700
	*	*	42700*	42700*
TOTAL GENERAL	1539235*	1002979*	788650*	1791629*

INTERNAL BUDGET SUMMARY

1965-1966 MED CENTER  
ADMIN & GEN CONT

	Present Amount	Proposed Amount		
		Salaries	Wages, Exp. & Equip.	Total
□ ADMIN & GENERAL EST INDIRECT COSTS	75000 75000*	50000 50000*	25000 25000*	75000 75000*
□ INSTRUCTION EST ENDOWMENT INCOME	2000 2000*	1000 1000*	1000 1000*	2000 2000*
□ ORGANIZED RESEARCH EST PRIVATE GIFTS	* *	* *	2000 2000*	2000 2000*
□ AUXILIARY ENTERPRISE TR HMS BUSINESS OFFICE	127460 127460*	11400 11400*	131500 131500*	142900 142900*
TOTAL RESTRICTED	204460*	62400*	159500*	221900*



## INTERNAL BUDGET SUMMARY

1965-1966 DIV SERV  
CRIPPLED CHILDREN

	Present Amount	Proposed Amount		Total
		Salaries	Wages, Exp. & Equip.	
□ EXTENSION AND PUBLIC SERVICES				
STATE DIV SERVICES				
CRIPPLED CHILDREN	1945520	495300	1492300	1987600
	1945520*	495300*	1492300*	1987600*
TOTAL GENERAL	1945520*	495300*	1492300*	1987600*
□ EXTENSION AND PUBLIC SERVICES				
FED DIV SERVICES FOR				
CRIPPLED CHILDREN	1044974	412092	776321	1188413
EST PRIVATE GIFTS	20000		20000	20000
	1064974*	412092*	796321*	1208413*
TOTAL RESTRICTED	1064974*	412092*	796321*	1208413*

## INTERNAL BUDGET SUMMARY

1965-1966 COLLEGE OF  
DENTISTRY

	Present Amount	Proposed Amount		Total
		Salaries	Wages, Exp. & Equip.	
□ INSTRUCTION				
DENTISTRY				
ADMINISTRATION	147142	136480	17570	154050
DENT PATIENT				
ADMISSIONS	79095	85360		85360
DENT APPLIED MATERIA				
MED AND THERAPEUTICS	116140	128095		128095
DENT FIXED PARTIAL				
PROSTHODONTICS	91710	96250		96250
DENT DENTAL CLINICS				
ADMINISTRATION	45624	46776		46776
DENT PROSTHODONTICS	98128	106450		106450
DENT HISTOLOGY	123170	131060	8200	139260
DENT OPERATIVE				
DENTISTRY	89960	97615		97615
DENT ORAL AND				
MAXILLO FACIAL SURG	81145	85135		85135
DENT ORTHODONTICS	61640	63770		63770
DENT ORAL PATHOLOGY	65100	67640	7475	75115
DENT PEDODONTICS	65760	75410		75410
DENT RADIOLOGY	58400	73070		73070
DENT DENTAL CLINICS				
AUDIOVISUAL ED	7750	6600	1150	7750
DENTAL CLINICS				
PARADENTAL ED	5520	5760		5760
	1136284*	1205471*	34395*	1239866*
TOTAL GENERAL	1136284*	1205471*	34395*	1239866*

INTERNAL BUDGET SUMMARY

1965-1966 COLLEGE OF  
DENTISTRY CONT

	Present Amount	Proposed Amount		Total
		Salaries	Wages, Exp. & Equip.	
□ INSTRUCTION				
EST PRIVATE GIFTS	185000	27000	8000	35000
EST US CONTRACTS	100000	66000	40000	106000
EST STATE CONTRACTS	7000	14000	9000	23000
	292000*	107000*	57000*	164000*
□ ORGANIZED ACTIVITIES RELATING TO INSTRUCT CLINICAL DEPARTMENTS				
REV	160000		160000	160000
EST US CONTRACTS	6000	36000	10000	46000
	166000*	36000*	170000*	206000*
□ ORGANIZED RESEARCH				
EST INDIRECT COSTS	25000		25000	25000
EST PRIVATE GIFTS	15000	5000	10000	15000
EST US CONTRACTS	365000	227000	155000	382000
	405000*	232000*	190000*	422000*
□ EXTENSION AND PUBLIC REV POSTGRAD EXT REVOLVING				
	7800		7800	7800
	7800*	*	7800*	7800*
TOTAL RESTRICTED	870800*	375000*	424800*	799800*

## INTERNAL BUDGET SUMMARY

1965-1966 MED CENTER  
GRADUATE COLLEGE

	Present Amount	Proposed Amount		Total
		Salaries	Wages, Exp. & Equip.	
□ INSTRUCTION				
GRAD ADMINISTRATION	19850	24570	2500	27070
	19850*	24570*	2500*	27070*
□ ORGANIZED RESEARCH				
SPEC GRAD RESEARCH	20000		20000	20000
	20000*	*	20000*	20000*
□ STUDENT AID				
GRAD FELLOWSHIPS	20000		20000	20000
	20000*	*	20000*	20000*
TOTAL GENERAL	59850*	24570*	42500*	67070*
□ INSTRUCTION				
GRAD THESIS AND				
MICROFILM REVOLVING	300		300	300
EST US CONTRACTS	14000	7000	7000	14000
	14300*	7000*	7300*	14300*
□ ORGANIZED RESEARCH				
EST INDIRECT COSTS	125000	15000	110000	125000
	125000*	15000*	110000*	125000*
TOTAL RESTRICTED	139300*	22000*	117300*	139300*

## INTERNAL BUDGET SUMMARY

1965-1966 COLLEGE OF  
MEDICINE

	Present Amount	Proposed Amount		Total
		Salaries	Wages, Exp. & Equip.	
□ INSTRUCTION				
MED ADMINISTRATION	133705	106290	35010	141300
MED POSTGRADUATE	1000		1000	1000
MED ANATOMY	242706	237240	21400	258640
MED BIOLOGICAL CHEMISTRY	226110	226860	22300	249160
MED DERMATOLOGY	82510	95970	7400	103370
MED MEDICAL SOCIAL WORK	206855	210035	7600	217635
MED MEDICINE	433717	436602	23510	460112
MED MICROBIOLOGY	239830	267040	14100	281140
MED NEUROLOGY AND NEUROLOGICAL SURGERY	167720	158340	16500	174840
MED OBSTETRICS AND GYNECOLOGY	128270	126290	9850	136140
MED OPHTHALMOLOGY	124262	119070	11050	130120
MED ORTHOPAEDIC SURGERY	97320	88850	14500	103350
MED OTOLARYNGOLOGY	172300	188150	11200	199350
MED PATHOLOGY	316326	329466	20200	349666
MED PEDIATRICS	172823	172285	15493	187778
MED PHARMACOLOGY	182430	189580	20870	210450
MED PHYSICAL MED AND REHABILITATION	60540	71720	2700	74420
MED PHYSIOLOGY	261555	249900	27000	276900
MED PREVENTIVE MEDICINE	102026	100895	8000	108895
MED PSYCHIATRY	334916	320876	25920	346796
MED PUBLIC HEALTH	39550	38650	2800	41450
MED RADIOLOGY	195990	206700	14600	221300
PRESBYTERIAN ST LUKES HOSPITAL	60775		60775	60775
MED SURGERY	306705	314681	28400	343081
MED ADMIN SCH ASSOC MED SCIENCES DIR OFC	19080	18785	1500	20285
MED SCH ASSOC MED SC CURRM MED REC ADMIN	22000	20800	1400	22200
MED SCH ASSOC MED SCI CURRM MED TECH	14500	12000	2500	14500
MED OCCUPATIONAL THERAPY	139795	133500	13400	146900
MED ADM INDEPENDENT STUDY PROGRAM		20000	5000	25000
	4485316*	4460575*	445978*	4906553*

## INTERNAL BUDGET SUMMARY

1965-1966 COLLEGE OF  
MEDICINE CONT

	Present Amount	Proposed Amount		Total
		Salaries	Wages, Exp. & Equip.	
□ ORGANIZED RESEARCH MED ADMIN RES IN MED EDUCATION	45400 45400*	45540 45540*	2500 2500*	48040 48040*
TOTAL GENERAL	4530716*	4506115*	448478*	4954593*
□ INSTRUCTION				
REV P G OTOLARYNGOL REVOLVING	12000		12000	12000
REV EPILEPSY CLIN REVOLVING	7272	6972	300	7272
EST ENDOWMENT INCOME	2000		2000	2000
EST PRIVATE GIFTS	155000	80000	120000	200000
EST US CONTRACTS	660000	220000	475000	695000
EST STATE CONTRACTS	18000	28000	4000	32000
	854272*	334972*	613300*	948272*
□ ORGANIZED RESEARCH				
EST INDIRECT COSTS	90000	10000	110000	120000
EST ENDOWMENT INCOME	5000		9000	9000
EST PRIVATE GIFTS	300000	190000	155000	345000
EST US CONTRACTS	1840000	1230000	1030000	2260000
EST STATE CONTRACTS	130000	100000	30000	130000
	2365000*	1530000*	1334000*	2864000*
□ EXTENSION AND PUBLIC SERVICES				
EST US CONTRACTS	235000 235000*	190000 190000*	170000 170000*	360000 360000*
TOTAL RESTRICTED	3454272*	2054972*	2117300*	4172272*

## INTERNAL BUDGET SUMMARY

1965-1966 COLLEGE OF  
NURSING

	Present Amount	Proposed Amount		Total
		Salaries	Wages, Exp. & Equip.	
□ INSTRUCTION COLLEGE OF NURSING	351470	412740	28300	441040
	351470*	412740*	28300*	441040*
TOTAL GENERAL	351470*	412740*	28300*	441040*
□ INSTRUCTION EST US CONTRACTS	35000	34000	35000	69000
	35000*	34000*	35000*	69000*
□ ORGANIZED RESEARCH EST US CONTRACTS	4000	3000	1000	4000
	4000*	3000*	1000*	4000*
TOTAL RESTRICTED	39000*	37000*	36000*	73000*

## INTERNAL BUDGET SUMMARY

1965-1966 COLLEGE OF  
PHARMACY

	Present Amount	Proposed Amount		Total
		Salaries	Wages, Exp. & Equip.	
□ INSTRUCTION				
PHARM ADMINISTRATION	172390	157410	23650	181060
PHARM CHEMISTRY	223611	225054	23500	248554
PHARM PHARMACOG & PHARMACOL	187882	181322	40200	221522
PHARM PHARMACY	142980	138820	15000	153820
	726863*	702606*	102350*	804956*
TOTAL GENERAL	726863*	702606*	102350*	804956*
□ ORGANIZED RESEARCH				
EST INDIRECT COSTS	8000	1000	24000	25000
EST PRIVATE GIFTS			1000	1000
EST US CONTRACTS	105000	85000	35000	120000
	113000*	86000*	60000*	146000*
TOTAL RESTRICTED	113000*	86000*	60000*	146000*



## INTERNAL BUDGET SUMMARY


1965-1966 RESEARCH &  
EDUCATIONL HOSPITALS

	Present Amount	Proposed Amount		Total
		Salaries	Wages, Exp. & Equip.	
□ ORGANIZED ACTIVITIES RELATING TO INSTRUCT				
R E HOSPITALS				
ADMINISTRATION	258350	201465	165880	367345
R E ADMISSIONS & CLIN ADMIN	200084	155100	67220	222320
R E ANESTHESIOLOGY	69180	37260	60950	98210
R E DIETETICS	836370	140250	649092	789342
R E HOUSE STAFF	547236	4800	585400	590200
R E LABORATORY	467080	391030	137470	528500
R E NEUROLOGY	26120	25200	8470	33670
R E MEDICAL RECORDS	220820	172040	60340	232380
R E MEDICINE	51278	38790	16698	55488
R E NURSING GENERAL	3047221	2087720	1287847	3375567
R E ORTHOPAEDIC BRACE SHOP	13990	10140	3850	13990
R E PATHOLOGY	100310	91030	23180	114210
R E PEDIATRICS	10900	6250	6400	12650
R E PATIENT DRUGS	204920		204920	204920
R E PHYS MEDICINE AND REHABILITATION	119794	111840	13644	125484
R E RADIOLOGY	339444	212270	195340	407610
R E WARD EQUIPMENT	41000	3500	50000	53500
R E CTR HANDICAPPED CHILDREN	5200		5200	5200
R E NURSING CENTRAL SERVICE	161380	93042	69700	162742
R E NURSING CLINICS	264088	277464	19672	297136
R E NURSING EMER SERVICE	110188	73100	41210	114310
R E NURSING OPER & RECOVERY ROOMS	434052	266928	223490	490418
R E NURSING HOSPITAL RESIDENCE	13096	9756	3520	13276
	7542101*	4408975*	3899493*	8308468*
TOTAL GENERAL	7542101*	4408975*	3899493*	8308468*
□ ORGANIZED ACTIVITIES RELATING TO INSTRUCT				
REV OPHTHALMOLOGY REVOLVING	85590	32100	54000	86100
REV BLOOD BANK REVOLVING	190000		190000	190000
EST PRIVATE GIFTS	6000	6000	2000	8000
	281590*	38100*	246000*	284100*
TOTAL RESTRICTED	281590*	38100*	246000*	284100*

## INTERNAL BUDGET SUMMARY

1965-1966 MED CENTER  
PHYSICAL PLANT

	Present Amount	Proposed Amount		
		Salaries	Wages, Exp. & Equip.	Total
□ PHYSICAL PLANT				
MC PP ADMINISTRATION	182417	186540	28570	215110
MC PP BUILDING OPERATION	798076	39500	770594	810094
MC PP FIRE PROTECTION & SAFETY			8665	8665
MC PP POLICE AND WATCHMEN	189237	10600	195008	205608
MC PP BUILDING MAINTENANCE	765216	74625	697755	772380
MC PP GROUNDS MAINTENANCE	111067	4950	101342	106292
MC PP HEAT LIGHT AND POWER	994707	12760	995255	1008015
MC PP MED CTR STEAM PLANT	429720		429720	429720
MC PP PREVAILING WAGE RATE UNASGD	15590		86000	86000
MC PP UNION BLDG	15590		15590	15590
	3486030*	328975*	3328499*	3657474*
TOTAL GENERAL	3486030*	328975*	3328499*	3657474*
□ PHYSICAL PLANT EST INDIRECT COSTS			20000	20000
	*	*	20000*	20000*
□ AUXILIARY ENTERPRISE				
MC AUX CHICAGO UNION BLD OPER	45593	21338	32276	53614
MC AUX ILLINI UNION FOOD SERVICE	204841	29098	190709	219807
MC TR AUX STAFF APARTMENTS	156756		157633	157633
MC TR AUX STUDENT RESIDENCE HALL	481261	36920	444494	481414
MC TR AUX TENANT PROPERTIES	21643		21643	21643
MC PP SECOND UNIT DMP	320000		307500	307500
	1230094*	87356*	1154255*	1241611*
TOTAL RESTRICTED	1230094*	87356*	1174255*	1261611*



## INTERNAL BUDGET SUMMARY

1965-1966 CHI CIRCLE  
ADMINISTRATION & GEN

	Present Amount	Proposed Amount		Total
		Salaries	Wages, Exp. & Equip.	
□ ADMIN & GENERAL				
VICE PRESIDENTS OFC				
CHI CIRCLE CAMPUS	230921	174450	91510	265960
CC VP COMPUTER				
PROGRAM	47040	59287	35800	95087
CC VP STUDENT				
COUNSELING SERVICE	175490	188470	25120	213590
CC VP DEAN FACULTIES		41000	2500	43500
CC VP OFFICE OF				
SPACE UTILIZATION		29000	9000	38000
CC VP SAFETY OFFICE	14910	14790	1100	15890
CC EXEC VP & PROVOST				
STATISTICAL SERVICE	23000	95540	127420	222960
CC VP UNIVERSITY				
HONORS PROGRAMS	23760	32250	5350	37600
CC ADM BUSINESS				
OFFICE	240630	286405	34550	320955
CC ADM AUDITING	7900	24400	1000	25400
CC ADM BUSINESS OFC				
RETIREMENT SYSTEM	159280		205940	205940
CC VP ADMISSIONS				
AND RECORDS	290063	377758	94870	472628
CC ADM LEGAL COUNSEL		20200	2500	22700
CC ADM NONACADEMIC				
PERSONNEL	34160	41160	10950	52110
CC ADM NONACADEMIC				
BALANCES UNASSIGNED		2000		2000
CC ADM PUBLIC				
INFORMATION	40830	45260	13200	58460
CC VP				
STUDENT AFFAIRS	19430	28500	4000	32500
CC VP DEAN OF MEN	35360	36560	6060	42620
CC VP DEAN OF WOMEN	23100	28580	4200	32780
CC VP FINANCIAL AIDS	16300	35780	2500	38280
CC VP				
FOREIGN STUDENTS	5500	9880	950	10830
CC VP STUDENT ORG				
AND ACTIVITIES	12000	17700	1300	19000
CC ADM HEALTH				
SERVICE	106060	143800	13100	156900
CC ALUMNI RELATIONS				
AND RECORDS	2100	5000	2100	7100
	1507834*	1737770*	695020*	2432790*

## INTERNAL BUDGET SUMMARY

1965-1966 CHI CIRCLE  
ADMIN & GENERAL CONT

	Present Amount	Proposed Amount		
		Salaries	Wages, Exp. & Equip.	Total
□ INSTRUCTION				
CC VP UNASSIGNED		349726	50000	399726
CC VP OFC INSTRUCT- IONAL RESOURCES	20900	140040	45805	185845
	20900*	489766*	95805*	585571*
TOTAL GENERAL	1528734*	2227536*	790825*	3018361*
□ STUDENT AID				
CC ADM STUDENT LOAN MATCHING FUNDS			9000	9000
	*	*	9000*	9000*
TOTAL GENERAL	*	*	9000*	9000*
□ AUXILIARY ENTERPRISE				
CC AUX HOSP AND MEDICAL SERVICES	98540	10571	180960	191531
CC AUX STUDENT ACTIVITIES	42000	7500	73360	80860
	140540*	18071*	254320*	272391*
TOTAL RESTRICTED	140540*	18071*	254320*	272391*

## INTERNAL BUDGET SUMMARY

1965-1966 CHI CIRCLE  
ENGINEERING

	Present Amount	Proposed Amount		Total
		Salaries	Wages, Exp. & Equip.	
□ INSTRUCTION				
CC ENG				
ADMINISTRATION	78830	85577	15800	101377
CC ENG ENERGY				
ENGINEERING	24440	62300	4980	67280
CC ENG INFORMATION				
ENGINEERING	38480	82700	4970	87670
CC ENG MATERIALS ENG	169617	225367	9950	235317
CC ENG PHYSICS	263127	343014	21750	364764
CC ENG SYSTEMS ENG	110990	145483	12000	157483
	685484*	944441*	69450*	1013891*
TOTAL GENERAL	685484*	944441*	69450*	1013891*

## INTERNAL BUDGET SUMMARY

1965-1966 CHI CIRCLE  
ARCHITECTURE & ART

	Present Amount	Proposed Amount		
		Salaries	Wages, Exp. & Equip.	Total
□ INSTRUCTION				
CC ARCH & ART ADMINISTRATION	61530	129750	9550	139300
CC ARCH & ART ARCHITECTURE	120207	151268	13100	164368
CC ARCH & ART ART	134340	141600	13100	154700
	316077*	422618*	35750*	458368*
TOTAL GENERAL	316077*	422618*	35750*	458368*

## INTERNAL BUDGET SUMMARY

1965-1966 CHI CIRCLE  
LIBERAL ARTS & SCI

	Present Amount	Proposed Amount		Total
		Salaries	Wages, Exp. & Equip.	
□ INSTRUCTION				
CC LAS				
ADMINISTRATION	90800	389972	46635	436607
CC LAS BIOLOGICAL SCIENCES	230781	334470	25410	359880
CC LAS CHEMISTRY	316623	376016	45435	421451
CC LAS ENGLISH	411110	609595	6970	616565
CC LAS FRENCH	60042	112775	1755	114530
CC LAS GEOGRAPHY	61185	75033	1425	76458
CC LAS GEOLOGY	48000	88675	6050	94725
CC LAS GERMAN	93110	175010	2865	177875
CC LAS HISTORY	91735	174510	2035	176545
CC LAS MATHEMATICS	260230	460697	3045	463742
CC LAS PHILOSOPHY	46115	117210	2225	119435
CC LAS MUSIC	16285	28380	1080	29460
CC LAS POLITICAL SCIENCE	43490	87630	1905	89535
CC LAS PSYCHOLOGY	78365	112700	4290	116990
CC LAS SOCIOLOGY & ANTHROPOLOGY	61875	124560	1855	126415
CC LAS SPANISH	53822	123400	1800	125200
CC LAS SPEECH AND THEATER	89945	111190	4370	115560
	2053513*	3501823*	159150*	3660973*
TOTAL GENERAL	2053513*	3501823*	159150*	3660973*



## INTERNAL BUDGET SUMMARY

1965-1966 CHI CIRCLE  
PHYSICAL PLANT

	Present Amount	Proposed Amount		Total
		Salaries	Wages, Exp. & Equip.	
□ PHYSICAL PLANT				
CC PP				
ADMINISTRATION	126929	151012	27129	178141
CC PP BUILDING				
OPERATION	414461	16400	474155	490555
CC PP FIRE				
PREVENTION & SAFETY			7640	7640
CC PP POLICE				
AND WATCHMEN	244284	10600	268179	278779
CC PP BUILDING				
MAINTENANCE	220399	32465	321440	353905
CC PP GROUNDS				
MAINTENANCE	57633	4950	115266	120216
CC PP TRUCKS & CARS	54368		129840	129840
CC PP HEAT LIGHT				
AND POWER	696681	21970	784623	806593
CC PP PREVAILING				
WAGE RATE UNASGND			51000	51000
CC PHYSICAL PLANT				
TOUR OFFICE		19460	6540	26000
CC PP BUILDING				
RENTAL	189550		58600	58600
CC PP USE OF				
FACILITIES	1500		51500	51500
	2005805*	256857*	2295912*	2552769*
TOTAL GENERAL	2005805*	256857*	2295912*	2552769*
□ AUXILIARY ENTERPRISE				
CC AUX FOOD SERVICE	212913	62800	392505	455305
CC AUX BOOKSTORE	436855	109320	826387	935707
CC AUX ILLINI UNION				
FACILITY	226580	228760	1147394	1376154
	876348*	400880*	2366286*	2767166*
TOTAL RESTRICTED	876348*	400880*	2366286*	2767166*